



# 2021 KENTUCKY SOFTBALL | WEEK 5 | AT FLORIDA

UK Communications & PR | 338 Lexington Ave, Lexington, KY, 40506 | www.UKathletics.com  
Softball Contact: Chris Shoals | Office: (859) 257-8437 | Cell: (513) 312-2489 | cmsh223@uky.edu  
Twitter: @UKSoftball, @UKCoachLawson, @UKAthletics

## 2021 SCHEDULE/RESULTS

## KENTUCKY OPENS SEC PLAY IN TOP-10 SHOWDOWN

One of the most anticipated series on Southeastern Conference opening weekend will be in Gainesville, Florida as the No. 9/10 Kentucky Wildcats will head south to the Sunshine State for the third week in a row, this time to face off against the No. 6/5 Florida Gators in a three-game series.

All three of the games will be shown live on the SEC Network+, ESPN3 and the ESPN app with Kyle Crooks (pxp) and former Gator Francesca Enea (color) on the call.

Kentucky and Florida are both off to hot starts in 2021 with Kentucky at 19-0 off to its best start in program history, and the Gators sporting a 14-1 record, with its lone loss coming last week to Florida State as part of a split with the Noles.

Florida and Kentucky have not met since the 2018 season. UK and UF were scheduled to meet in the 2020 season after a year off in 2019 due to the SEC schedule rotation, but the COVID-19 pandemic ended the year before the two could play. UF leads the all-time series with Kentucky 52-14, having won four games in a row dating back to 2017.

The three-game series in Gainesville will mark the end of a 22-game road swing to open the season, as the Wildcats will get to play a home game for the first time all year on March 16 vs. Eastern Kentucky at the conclusion of the weekend.

### (6/5) FLORIDA GATORS

2021 Record: 14-1, 0-0 SEC

Ranking: 6 (USA Today/NFCA) | 5 (ESPN.com/USA Softball) | 2021 RPI: TBA

Coach: Tim Walton (Oklahoma, 1996)

At Florida: 795-172 (16th year)

Career: 918-236 (20th year)



### (9/10) KENTUCKY WILDCATS

2021 Record: 19-0, 0-0 SEC

Ranking: 9 (USA Today/NFCA) | 10 (ESPN.com/USA Softball) | 2021 RPI: TBA

Coach: Rachel Lawson (UMASS, 1994)

At Kentucky: 471-279, 142-162 SEC (14th year)

Career: 563-364 (16th year)



## CAT SCRATCHES

\* Rachel Lawson is in her 14th season at the helm of the UK softball program and already ranks as the winningest head coach in school history. 2019 was her 11th-straight 30-win season with UK.

\* 2021 marks the 11th-straight year that Rachel Lawson, Kristine Himes and Molly Belcher will make up the full-time coaching staff. It is the longest-tenured coaching staff at Kentucky, and the SEC.

\* Kentucky's 19-0 start is its best start to a season in program history.

\* Kentucky is one of five schools that are 9-0 in NCAA Tournament regional play over the last three NCAA Tournaments (Alabama, Arizona, Florida State, Washington).

\* UK signed the No. 9 nationally-ranked recruiting class according to Extra Innings Softball in November of 2020, the highest-ranked class in program history.

\* Autumn Humes was the only senior to use her COVID redshirt year for UK. Bailey Vick (accounting career), Alex Martens (Grad school) and Larissa Spellman (grad school) already had jobs lined up for after the season.

\* UK finished the season with the #1 overall strength of schedule in 2019. The Wildcats also were #1 in national strength of schedule in 2018, as well.

| Date      | Opponent                               | Time/Result         |
|-----------|--|---------------------|
| Feb. 12   | at Samford                             | W, 4-0              |
| Feb. 13   | at Samford                             | W, 15-3 (6)         |
| Feb. 13   | at Samford                             | W, 12-9             |
| Feb. 19   | at UNC-Greensboro (DH-1)               | W, 7-2              |
| Feb. 19   | at UNC-Greensboro (DH-2)               | W, 14-4 (5)         |
| Feb. 20   | vs. NC Central ^                       | W, 20-1 (5)         |
| Feb. 20   | at Campbell ^                          | W, 11-3             |
| Feb. 21   | vs. NC Central ^                       | W, 14-0 (5)         |
| Feb. 21   | vs. Mount St. Mary's (Md.) ^           | W, 10-0 (5)         |
| Feb. 26   | vs. New Mexico State %                 | W, 11-1 (5)         |
| Feb. 26   | vs. Florida International %            | W, 6-5              |
| Feb. 27   | vs. Stetson %                          | W, 7-0              |
| Feb. 27   | vs. New Mexico State %                 | W, 10-1 (5)         |
| Feb. 28   | vs. Stetson %                          | W, 15-0 (5)         |
| March 4   | vs. Pittsburgh \$                      | W, 8-1              |
| March 4   | at Florida Atlantic \$                 | W, 3-1              |
| March 5   | vs. Illinois State \$                  | W, 5-4              |
| March 7   | vs. Coastal Carolina \$                | W, 12-3 (5)         |
| March 7   | at Florida Atlantic \$                 | W, 7-3              |
| March 12  | at #6/5 Florida*                       | 6 p.m. ET           |
| March 13  | at #6/5 Florida*                       | 1 p.m. ET           |
| March 14  | at #6/5 Florida*                       | 1 p.m. ET           |
| March 16  | <b>EASTERN KENTUCKY</b>                | <b>6 p.m. ET</b>    |
| March 17  | at Western Kentucky                    | 7 p.m. ET           |
| March 20  | <b>DAYTON (DH-1)</b>                   | <b>2 p.m. ET</b>    |
| March 20  | <b>DAYTON (DH-2)</b>                   | <b>4 p.m. ET</b>    |
| March 27  | <b>ALABAMA* [SECN+]</b>                | <b>6 p.m. ET</b>    |
| March 28  | <b>ALABAMA* [ESPN2]</b>                | <b>3:30 p.m. ET</b> |
| March 29  | <b>ALABAMA* [SEC Network]</b>          | <b>7 p.m. ET</b>    |
| March 31  | <b>MOREHEAD STATE</b>                  | <b>6:30 p.m. ET</b> |
| April 2   | at Tennessee* [ESPNU]                  | 5 p.m. ET           |
| April 3   | at Tennessee* [ESPN2]                  | 6 p.m. ET           |
| April 4   | at Tennessee* [ESPNU]                  | 2 p.m. ET           |
| April 7   | at Louisville                          | 7 p.m. ET           |
| April 10  | <b>GEORGIA*</b>                        | <b>4 p.m. ET</b>    |
| April 11  | <b>GEORGIA* [SEC Network]</b>          | <b>6 p.m. ET</b>    |
| April 12  | <b>GEORGIA* [SEC Network]</b>          | <b>7 p.m. ET</b>    |
| April 14  | at Eastern Kentucky                    | 6 p.m. ET           |
| April 16  | at Auburn*                             | 6 p.m. ET           |
| April 17  | at Auburn* [ESPN2]                     | Noon ET             |
| April 18  | at Auburn*                             | 2 p.m. ET           |
| April 21  | <b>LOUISVILLE [ESPNU]</b>              | <b>6 p.m. ET</b>    |
| April 23  | <b>LSU*</b>                            | <b>4 p.m. ET</b>    |
| April 24  | <b>LSU* [ESPN2]</b>                    | <b>4 p.m. ET</b>    |
| April 25  | <b>LSU* [ESPN2]</b>                    | <b>Noon ET</b>      |
| April 30  | at Texas A&M*                          | 7 p.m. ET           |
| May 1     | at Texas A&M*                          | 3 p.m. ET           |
| May 2     | at Texas A&M*                          | 1 p.m. ET           |
| May 7     | <b>SOUTH CAROLINA*</b>                 | <b>6 p.m. ET</b>    |
| May 8     | <b>SOUTH CAROLINA*</b>                 | <b>2 p.m. ET</b>    |
| May 9     | <b>SOUTH CAROLINA*</b>                 | <b>1 p.m. ET</b>    |
| May 12-15 | 2021 SEC Tournament (Tuscaloosa, Ala.) | TBA                 |
| May 21-23 | NCAA Regionals                         | TBA                 |
| May 27-30 | NCAA Super Regionals                   | TBA                 |
| June 3-9  | 2021 Women's College World Series      | TBA                 |

All times Eastern and subject to change; Home games in bold; \* denotes SEC games; ^ denotes NFCA Lead-Off Classic (Clearwater, Fla.); # denotes Littlewood Classic (Tempe, Ariz.); % denotes Samford Tournament 2 (Homewood, Ala.); & denotes Perfect Game Inc. Florida Spring Invitational (North Orlando, Fla.)





# 2021 KENTUCKY SOFTBALL | WEEK 5 | AT FLORIDA

## 2021 KENTUCKY ALPHABETICAL ROSTER

| No. | Name                 | Position    | Class/EXP | Bats/Throws | Hometown (High School/Last College)       |
|-----|----------------------|-------------|-----------|-------------|---|
| 4   | Renee Abernathy      | Outfield    | Jr.       | L/L         | Springfield, Ill./Sacred Heart Griffin HS |
| 3   | Grace Baalman        | RHP         | Sr.       | R/R         | Hardin, Ill./Calhoun HS                   |
| 14  | Jaci Babbs           | Outfield    | Jr.       | L/R         | Sturgis, Ky./Union Co. HS                 |
| 25  | Emmy Blane           | Infield     | So.       | R/R         | Hopkinsville, Ky./Christian Co. HS        |
| 24  | Emma Boitnott        | Outfield    | Jr.       | R/R         | Normal, Ill./Normal West HS               |
| 21  | Erin Coffel          | Infield     | Fr.       | R/R         | Bremen, Ind./Bremen HS                    |
| 6   | Victoria Fragoso     | Infield     | Fr.       | R/R         | La Mirada, Calif./Orange Lutheran HS      |
| 17  | Sloan Gayan          | RHP/Infield | So.       | R/R         | Ottawa, Ill./Ottawa Township HS           |
| 77  | Meeko Harrison       | Infield     | Fr.       | L/R         | Fontana, Calif./Etiwanda HS               |
| 7   | Autumn Humes         | RHP         | Sr.-5     | R/R         | Bald Knob, Ark./Harding Univ. (Ark.)      |
| 9   | Lauren Johnson       | Outfield    | Sr.       | L/R         | Owensboro, Ky./Davies Co. HS              |
| 99  | Kayla Kowalik        | Catcher     | Jr.       | L/R         | New Braunfels, Texas/St. John Paul II HS  |
| 34  | Cassie Lindmark      | Infield     | So.       | R/R         | Lyons, Ill./Marist HS                     |
| 11  | Vanessa Nesby        | Outfield    | Fr.       | L/R         | Corona, Calif./Santiago HS                |
| 13  | Mallory Peyton       | Infield     | Sr.       | R/R         | Madisonville, Ky./Madisonville HS         |
| 23  | Stephanie Schoonover | RHP/OF      | Fr.       | R/R         | Dothan, Ala./Rehobeth HS                  |
| 19  | Rylea Smith          | UTL         | So.       | L/R         | St. Louis, Mo./Parkway North HS           |
| 5   | Tatum Spangler       | UTL         | Jr.       | L/L         | Henderson, Nevada/Coronado HS             |
| 1   | Miranda Stoddard     | RHP/UTL     | So.       | R/R         | Anaheim, Calif./Orange Lutheran HS        |
| 20  | Erica Thulen         | UTL         | Fr.       | R/R         | Erie, Ill./Erie-Prophetstown HS           |

## 2021 KENTUCKY NUMERICAL ROSTER

| No. | Name                 | Position    | Class/EXP | Bats/Throws | Hometown (High School/Last College)       |
|-----|----------------------|-------------|-----------|-------------|---|
| 1   | Miranda Stoddard     | RHP/UTL     | So.       | R/R         | Anaheim, Calif./Orange Lutheran HS        |
| 3   | Grace Baalman        | RHP         | Sr.       | R/R         | Hardin, Ill./Calhoun HS                   |
| 4   | Renee Abernathy      | Outfield    | Jr.       | L/L         | Springfield, Ill./Sacred Heart Griffin HS |
| 5   | Tatum Spangler       | UTL         | Jr.       | L/L         | Henderson, Nevada/Coronado HS             |
| 6   | Victoria Fragoso     | Infield     | Fr.       | R/R         | La Mirada, Calif./Orange Lutheran HS      |
| 7   | Autumn Humes         | RHP         | Sr.-5     | R/R         | Bald Knob, Ark./Harding Univ. (Ark.)      |
| 9   | Lauren Johnson       | Outfield    | Sr.       | L/R         | Owensboro, Ky./Davies Co. HS              |
| 11  | Vanessa Nesby        | Outfield    | Fr.       | L/R         | Corona, Calif./Santiago HS                |
| 13  | Mallory Peyton       | Infield     | Sr.       | R/R         | Madisonville, Ky./Madisonville HS         |
| 14  | Jaci Babbs           | Outfield    | Jr.       | L/R         | Sturgis, Ky./Union Co. HS                 |
| 17  | Sloan Gayan          | RHP/Infield | So.       | R/R         | Ottawa, Ill./Ottawa Township HS           |
| 19  | Rylea Smith          | UTL         | So.       | L/R         | St. Louis, Mo./Parkway North HS           |
| 20  | Erica Thulen         | UTL         | Fr.       | R/R         | Erie, Ill./Erie-Prophetstown HS           |
| 21  | Erin Coffel          | Infield     | Fr.       | R/R         | Bremen, Ind./Bremen HS                    |
| 23  | Stephanie Schoonover | RHP/OF      | Fr.       | R/R         | Dothan, Ala./Rehobeth HS                  |
| 24  | Emma Boitnott        | Outfield    | Jr.       | R/R         | Normal, Ill./Normal West HS               |
| 25  | Emmy Blane           | Infield     | So.       | R/R         | Hopkinsville, Ky./Christian Co. HS        |
| 34  | Cassie Lindmark      | Infield     | So.       | R/R         | Lyons, Ill./Marist HS                     |
| 77  | Meeko Harrison       | Infield     | Fr.       | L/R         | Fontana, Calif./Etiwanda HS               |
| 99  | Kayla Kowalik        | Catcher     | Jr.       | L/R         | New Braunfels, Texas/St. John Paul II HS  |

## 2021 COACHING & SUPPORT STAFF

**Head Coach:** Rachel Lawson (14th season)  
**Associate Head Coach:** Kristine Himes (14th season)  
**Assistant Coach:** Molly Belcher (11th season)  
**Director of Operations:** Brittany Cervantes (2nd season)  
**Director of Video Analytics:** Tyler Cope (2nd season)  
**Student Manager:** CJ Leighton (4th season)  
**Athletic Trainer:** Bri Papotto (8th season)  
**Equipment Manager:** Myles Poole (5th season)  
**SID:** Chris Shoals (6th season)

## PRONUNCIATION GUIDE

**RENEE** Abernathy ... Ruh-NAY  
 Grace **BAALMAN** ... Ball-man  
**JACI** Babbs ... JAY-See  
 Sloan **GAYAN** ... GAY-an  
 Victoria **FRAGOSO** ... FROG-Oh-so  
 Kayla **KOWALIK** ... Kuh-Wall-ICK  
**RYLEA** Smith ... Ry-lee  
**MEEKO** Harrison ... MEE-Ko



# 2021 KENTUCKY SOFTBALL | WEEK 5 | AT FLORIDA

## WEEKLY SCHEDULE FOR UK SOFTBALL TEAM

| MONDAY - 8                | TUESDAY - 9                          | WEDNESDAY - 10                       | THURSDAY - 11                   | FRIDAY - 12   | SATURDAY - 13   | SUNDAY - 14   |
|---------------------------|--------------------------------------|--------------------------------------|---------------------------------|---|---|---|
| NCAA Mandatory<br>Off Day | Team Practice:<br>2 p.m. - 5 p.m. ET | Team Practice:<br>2 p.m. - 5 p.m. ET | Depart for<br>Gainesville, Fla. | Kentucky at<br>Florida<br><br>6 p.m. ET<br>SEC Network+ | Kentucky at<br>Florida<br><br>1 p.m. ET<br>SEC Network+ | Kentucky at<br>Florida<br><br>1 p.m. ET<br>SEC Network+ |

### 2021 QUICK FACTS

#### GENERAL INFORMATION

Location: .....Lexington, Kentucky  
 Founded: .....1865  
 Enrollment: .....30,000  
 Nickname: ..... Wildcats  
 Colors: ..... Blue and White  
 Conference: ..... Southeastern  
 President: ..... Dr. Eli Capilouto  
 Athletic Director: ..... Mitch Barnhart

#### COACHING/SUPPORT STAFF

**Head Coach:** ..... Rachel Lawson  
 Alma mater: ..... UMASS, 1994  
 Years at UK: .....14th Year  
 Record at UK: .....471-279, 142-162 SEC  
 Career record: ..... 563-364 (16th Year)  
**Assistant Coach:** ..... Kristine Himes  
 Alma mater:..... Ohio State, 2003  
 Years at UK:.....14th Year  
**Assistant Coach:** ..... Molly Belcher  
 Alma mater: ..... Kentucky, 2010  
 Years at UK:.....11th Year  
**Director of Operations:** ..... Brittany Cervantes  
 Alma mater:..... Kentucky, 2012  
 Years at UK in Role:..... Second Year

#### TEAM INFORMATION

2020 Record: .....20-4  
 2020 SEC record: .....2-1  
 2020 SEC Finish: ..... No Standing  
 2020 NCAA Finish: .No Tournament (COVID-19)  
 Final Ranking: ..... 11/11  
 Letterwinners: ..... 14 returning, 5 lost  
 Starters ..... 7 returning, 2 lost  
 Pitchers ..... 6 returning, 1 lost  
 Newcomers: .....6

#### STADIUM INFORMATION

Stadium: ..... John Cropp Stadium  
 Capacity: ..... 2,117  
 Dimensions:..... L-200, C-220, R-200

#### ATHLETIC COMMUNICATIONS AND PR

Contact: ..... Chris Shoals  
 Office Phone: ..... 859.257.8437  
 Mobile Phone: ..... 513.312.2489  
 Email:..... cmsh223@uky.edu

#### Who Coaches Where on Offense?

**On third base** - Kristine Himes (11th year coaching third base; 14th on staff)

**On first base** - CJ Leighton (1st year coaching first base; 4th on staff)

**In dugout** - Rachel Lawson (pitch caller, substitutions); Molly Belcher (Offensive strag-egy on-deck circle)

#### Strong off the Blocks Last Season

Kentucky's 19-0 start is the best in program history.

The previous best start was a 12-0 start in 2014.

That season, UK advanced to the Women's College World Series for the first time in program history.

#### Kentucky vs. Florida

Overall series: Florida leads, 52-14  
 Streak: Florida has won 4 in a row  
 Last meeting: Florida swept UK, 2018  
 Lawson vs. Florida: 8-20

#### Coffel Wins Week 2 SEC Freshman of the Week

On Feb. 22, Erin Coffel was named the SEC's Freshman of the Week. Coffel continued her torrid start to the season with 10 hits and

a trio of home runs as Kentucky went 6-0. Coffel scored at least one run in five-straight games, had three multi-hit games, and tallied seven extra-base hits.

The freshman also had two three-RBI games to help push UK to its best start since 2014 at 9-0 as the Wildcats were crowned champions of the 2021 Campbell Invitational.

#### Streaking in a Good Way

Dating back to last season, Kentucky has won 21 consecutive games, the first time in program history that the Wildcats have won at least 20 consecutive games.

#### Cats Dig the Long Ball

Kentucky has hit at least one home run in 16 of its 19 games this season.

#### Extra! Extra!

UK has had an extra-base hit in 18 of its 19 games this season including each of the first 17 games of the season

#### Zilch For You

For the fifth time in program history, Kentucky pitched at least five shutouts within its first 14 games of a season (2004, 2011, 2014, 2016, 2021).

## MEDIA INFORMATION

#### Credentials

All media credential requests should be submitted at least 24 hours prior to home games through UK Communications & Public Relations contact Chris Shoals. Credentials can be picked up at the Joe Craft Center in the Media Relations office.

#### Media Services/Interviews

During games, media will be provided with a media guide as well as notes. Final results are available following each game. For fax service, please contact a member of the UK Media Relations Office. Phones are made available on a first-come, first-serve basis in the press box. Interviews with players and coaches are done in an informal manner on the field following each game. For assistance in locating any member of the UK team, find Chris Shoals for help. For assistance with opposing players and coaches, please see the opposing SID.

#### Practice Interviews

Head coach Rachel Lawson is available for interviews weekday mornings as well as immediately after practice. Her office is located at the Soccer/Softball Offices. Team practices take place from 1-4 p.m., daily during the season. All practices take place at John Cropp Stadium and are subject to change based on class schedules and travel as well as game schedules. Interviews with coaches and/or players are after practice and phone interviews may be arranged. Advance notice is requested for all interviews. Please arrange all interviews through the UK Media Relations Office and softball contact Chris Shoals.



# 2021 KENTUCKY SOFTBALL | WEEK 5 | AT FLORIDA

## NATIONAL RANKINGS [WEEK 4]

| ESPN.com/USA Softball Poll |                 |             |           |
|----------------------------|-----------------|-------------|-----------|
| #                          | Team            | Record      | Previous  |
| 1                          | Oklahoma (19)   | 17-0        | 1         |
| 2                          | Arizona (1)     | 12-0        | 3         |
| 3                          | UCLA            | 10-1        | 4         |
| 4                          | Alabama         | 19-1        | 2         |
| 5                          | Florida         | 14-1        | 5         |
| 6                          | Oregon          | 13-1        | 6         |
| 7                          | Oklahoma State  | 18-1        | 8         |
| 8                          | Washington      | 16-2        | 9         |
| 9                          | Arizona State   | 15-1        | 10        |
| 10                         | <b>Kentucky</b> | <b>19-0</b> | <b>11</b> |
| 11                         | Texas           | 10-2        | 7         |
| 12                         | LSU             | 13-6        | 12        |
| 13                         | Duke            | 15-1        | 15        |
| 14                         | Louisiana       | 13-2        | 13        |
| 15                         | Virginia Tech   | 7-2         | 14        |
| 16                         | Florida State   | 11-4        | 16        |
| 17                         | Tennessee       | 17-1        | 19        |
| 18                         | Missouri        | 15-4        | 17        |
| 19                         | Arkansas        | 16-2        | 20        |
| 20                         | South Carolina  | 12-3        | 18        |
| 21                         | Georgia         | 14-2        | 21        |
| 22                         | Auburn          | 15-1        | T-23      |
| 23                         | Northwestern    | 6-0         | 25        |
| 24                         | UCF             | 12-3        | T-23      |
| 25                         | Michigan        | 4-2         |           |

RV: Baylor (36), Illinois (27), Clemson (20), Oregon State (19), Minnesota (12), Mississippi State (9), Texas A&M (8), Stanford (6), Texas State (3), NC State (2), Iowa State (1), Southern Illinois (1).

| USA Today/NFCA Softball Poll |                 |             |           |
|------------------------------|-----------------|-------------|-----------|
| #                            | Team            | Record      | Previous  |
| 1                            | Oklahoma (31)   | 17-0        | 1         |
| 2                            | Arizona (1)     | 12-0        | 2         |
| 3                            | UCLA            | 10-1        | 4         |
| 4                            | Alabama         | 19-1        | 3         |
| 5                            | Oregon          | 13-1        | 6         |
| 6                            | Florida         | 14-1        | 5         |
| 7                            | Oklahoma State  | 18-1        | 9         |
| 8                            | Washington      | 16-2        | 8         |
| 9                            | <b>Kentucky</b> | <b>19-0</b> | <b>10</b> |
| 10                           | Texas           | 10-2        | 7         |
| 11                           | Arizona State   | 15-1        | 11        |
| 12                           | LSU             | 13-6        | 13        |
| 13                           | Duke            | 15-1        | 14        |
| 14                           | Louisiana       | 13-4        | 12        |
| 15                           | Florida State   | 11-4        | 16        |
| 16                           | Virginia Tech   | 7-2         | 15        |
| 17                           | Missouri        | 15-4        | 18        |
| 18                           | Georgia         | 14-2        | 19        |
| 19                           | Arkansas        | 16-2        | 20        |
| 20                           | South Carolina  | 12-3        | 17        |
| 21                           | Auburn          | 15-1        | 24        |
| 22                           | Tennessee       | 17-1        | 25        |
| 23                           | Michigan        | 4-2         | 21        |
| 24                           | UCF             | 12-3        | 22        |
| 25                           | Clemson         | 13-2        | RV        |

RV: Baylor (28), Southern Illinois (27), Iowa state (26), Illinois (23), Northwestern (16), Liberty (8), Stanford (6), Mississippi State (4), Notre Dame (3), South Alabama (2), Texas State (2), Wichita State (2), James Madison (1).

| Kentucky in the Polls | USA Softball | NFCA       |
|-----------------------|--------------|------------|
| Preseason             | 13           | 13         |
| February 16           | 12 (+1)      | 12 (+1)    |
| February 23           | 12 (+/- 0)   | 12 (+/- 0) |
| March 2               | 10 (+2)      | 11 (+1)    |
| March 9               | 10 (+/- 0)   | 10 (+1)    |

### Playing From Ahead

Kentucky has played a total of 115 innings so far this season. The Wildcats have trailed their opponent at end of an inning just seven times (6.1% of the time).

### All Aboard!

UK has had at least one batter reach base safely in 90.2% of the innings that it has come up to bat this season (101 of 112).

### Joining The Elite

Kentucky is the sixth different SEC school to have at least one team start a season 19-0 or better (Alabama, Florida, Kentucky, LSU, Tennessee, Texas A&M).

### Kentucky in SEC Annals

#### Best Starts To A Season By An SEC Team

- 33-0 2019 Alabama
- 28-0 2015 Florida
- 27-0 2001 Alabama
- 26-0 2016 Florida
- 26-0 2012 Alabama
- 25-0 2015 LSU
- 25-0 2007 Alabama
- 24-0 2011 Florida
- 24-0 2006 Tennessee
- 23-0 2007 Tennessee
- 22-0 2014 Florida
- 22-0 2013 Alabama
- 19-0 2021 Alabama
- **19-0 2021 Kentucky**
- 19-0 2013 Texas A&M
- 19-0 2008 Florida

### Kentucky's Last 35 Games (Dating back to Feb. 16, 2020)

- 33-2 record
- 357 runs scored (10.2 per game)
- 106 runs allowed (3 per game)
- +251 run margin (+7.2 per game)
- 58 home runs (1.7 per game)
- 390 hits (11.1 per game)
- .393 team batting average
- 2.23 team ERA

### Quintet of Cats

Five Kentucky players have both played in and started all 19 games so far this season: **Renee Abernathy, Erin Coffel, Lauren Johnson, Kayla Kowalik, and Mallory Peyton.**

Combined this season, those five players:

- .457 batting average
- 143 hits
- 28 doubles
- 10 triples
- 22 home runs
- 60 extra-base hits
- 112 runs scored
- 122 runs batted in
- .821 slugging percentage
- .527 on-base percentage
- 1.348 OPS
- 42% of their hits have been extra-base hits (60 of 143)

### Pitching DEPTH Goes A Long Way

Six of Kentucky's seven pitchers earned a win in 2020 in the circle. That was tied for the most number of pitchers in the SEC who had earned a win for a single team:



# 2021 KENTUCKY SOFTBALL | WEEK 5 | AT FLORIDA

## 2021 TEAM LEADERS

### Hitting

#### BATTING AVERAGE

Kayla Kowalik (.522)  
Lauren Johnson (.517)  
Erin Coffel (.437)

#### AT-BATS

Erin Coffel (71)  
Kayla Kowalik (67)  
Lauren Johnson (60)

#### RUNS

Kayla Kowalik (33)  
Erin Coffel (27)  
Rylea Smith (22)

#### HITS

Kayla Kowalik (25)  
Erin Coffel, Lauren Johnson (31)  
Renee Abernathy (24)

#### DOUBLES

Mallory Peyton (11)  
Erin Coffel (6)  
Renee Abernathy, Kayla Kowalik (4)

#### TRIPLES

Lauren Johnson (4)  
Kayla Kowalik (3)  
Renee Abernathy (2)  
Erin Coffel, Tatum Spangler (1)

#### HOME RUNS

Erin Coffel (9)  
Miranda Stoddard, Kayla Kowalik, Mallory Peyton (5)

#### RBI

Erin Coffel (27)  
Mallory Peyton (26)  
Renee Abernathy (22)  
Lauren Johnson (24)

#### SLUGGING PCT.

Erin Coffel (.930)  
Kayla Kowalik (.868)  
Mallory Peyton (.828)

### Pitching

#### ERA

Autumn Humes (1.51)  
Miranda Stoddard (1.88)  
Grace Baalman (2.33)

#### STRIKEOUTS

Autumn Humes (43)  
Grace Baalman (20)  
Tatum Spangler (13)  
Miranda Stoddard (11)  
Sloan Gayan (4)  
Stephanie Schoonover (4)

1. Kentucky, Mississippi State (6)
3. Missouri, South Carolina, Texas A&M (5)
6. LSU, Florida, Alabama (4)
9. Arkansas, Auburn, Georgia, Ole Miss (3)
13. Tennessee (2)

### Erin Coffel Named National Freshman of the Week

Kentucky infielder Erin Coffel was named the D1Softball National Freshman of the Week, the organization announced on Tuesday morning.

Coffel exploded onto the scene, hitting .667 on the weekend with at least two hits in every game and five runs batted in. Coffel had four hits and went 4-for-5 in game two with a double and three RBI in addition to hitting a home run in her first-ever NCAA softball game just hours prior to the 4-for-5 game.

The Bremen, Indiana native finished the weekend in style, going 2-for-4 in UK's 12-9 win at Samford by registering her first-career double and getting two more hits to finish the weekend as Kentucky's leader in hits (8) and batting average (.667).

### First Inning Success

Kentucky has scored first inning in 15 of 19 games this season, including scoring in the first inning a majority of the time. So far through 19 games, UK is outscoring its opponents 34-7 this year in the first frame.

### Setting SEC Records for Offense

Kentucky's 107 runs scored sets a new SEC record for most runs scored in a team's first nine games of a season. The previous record was 106 runs by the 2015 Auburn team.

### Leading in Offense

UK currently leads the SEC in 10 of the 12 main offensive categories.

### Oh, NO You Didn't

Grace Baalman and Miranda Stoddard combined to pitch the first UK no-hitter since Autumn Humes in 2018 during a 15-0 win against Stetson at THE Spring Games. Baalman threw the first two innings of the game with Stoddard throwing the final three innings to close it out.

### Perfect Weekend in Orlando

UK went a perfect 5-0 at THE Spring Games in Orlando, Florida for the second-straight year. The Wildcats used a walk-off triple by Renee Abernathy vs. FIU to keep the weekend alive and went through New Mexico State and Stetson twice to win.

## 2021 MISC. STATS

| Multi-Hit Games  | 2 | 3 | 4 | 5+ | Total |
|------------------|---|---|---|----|-------|
| Kayla Kowalik    | 5 | 4 | 2 | -  | 11    |
| Erin Coffel      | 7 | 2 | 1 | -  | 10    |
| Lauren Johnson   | 5 | 4 | - | -  | 9     |
| Renee Abernathy  | 3 | 4 | - | -  | 7     |
| Rylea Smith      | 4 | 2 | - | -  | 6     |
| Mallory Peyton   | 5 | - | 1 | -  | 6     |
| Autumn Humes     | 2 | 1 | - | -  | 3     |
| Tatum Spangler   | 1 | 2 | - | -  | 3     |
| Grace Baalman    | 2 | - | - | -  | 2     |
| Miranda Stoddard | - | 1 | - | -  | 1     |

| TEAM | 34 | 20 | 4 | 0 | 58 |
|------|----|----|---|---|----|
|------|----|----|---|---|----|

| Multi-RBI Games  | 2 | 3 | 4 | 5+ | Total |
|------------------|---|---|---|----|-------|
| Kayla Kowalik    | 4 | 4 | - | -  | 8     |
| Mallory Peyton   | 5 | 1 | 1 | 1  | 8     |
| Erin Coffel      | 4 | 3 | - | 1  | 8     |
| Lauren Johnson   | 4 | 2 | 1 | -  | 7     |
| Renee Abernathy  | 2 | 3 | 1 | -  | 6     |
| Grace Baalman    | 1 | 1 | 1 | -  | 3     |
| Autumn Humes     | 2 | - | 1 | -  | 3     |
| Miranda Stoddard | - | 1 | 1 | -  | 2     |
| Tatum Spangler   | 2 | - | - | -  | 2     |

| TEAM | 24 | 15 | 6 | 2 | 47 |
|------|----|----|---|---|----|
|------|----|----|---|---|----|

| Hitting Streaks  | Longest | Current |
|------------------|---------|---------|
| Erin Coffel      | 10      | -       |
| Lauren Johnson   | 9       | 9       |
| Kayla Kowalik    | 9       | -       |
| Rylea Smith      | 5       | -       |
| Renee Abernathy  | 4       | -       |
| Miranda Stoddard | 4       | -       |
| Mallory Peyton   | 4       | 3       |
| Grace Baalman    | 3       | -       |
| Cassie Lindmark  | 3       | -       |
| Tatum Spangler   | 3       | 3       |
| Victoria Fragoso | 2       | 2       |
| Autumn Humes     | 2       | 1       |
| Vanessa Nesby    | 1       | 1       |

| Reach Base Streaks | Longest | Current |
|--------------------|---------|---------|
| Kayla Kowalik      | 17      | 1       |
| Erin Coffel        | 11      | 11      |
| Mallory Peyton     | 10      | 3       |
| Rylea Smith        | 10      | 1       |
| Renee Abernathy    | 10      | 10      |
| Lauren Johnson     | 9       | 9       |
| Miranda Stoddard   | 5       | 2       |
| Grace Baalman      | 4       | 2       |
| Autumn Humes       | 4       | 4       |
| Tatum Spangler     | 4       | 3       |
| Cassie Lindmark    | 3       | -       |
| Jaci Babbs         | 3       | -       |
| Victoria Fragoso   | 3       | 3       |
| Meeko Harrison     | 1       | 1       |
| Emma Boitnott      | 1       | -       |
| Erica Thulen       | 1       | 1       |
| Vanessa Nesby      | 1       | 1       |
| Emmy Blane         | 1       | 1       |



## 2021 KENTUCKY SOFTBALL | WEEK 5 | AT FLORIDA

### Renee Abernathy On Opening Weekend

Junior Renee Abernathy had a career weekend for Kentucky, knocking in six runs and hitting .636 in her debut in the No. 3 hole in Kentucky's lineup for 2021 against Samford. The Springfield, Illinois, native set single-game career highs in batting average, at bats, runs, hits, RBI and stolen bases during the course of the three-game weekend. Additionally, on Saturday in the series finale, Abernathy had hits in the second inning and the fourth inning that both took Kentucky from a deficit and put UK ahead by one run on two separate two-out, two-RBI singles into center.

### Fun Stats About UK's Opening Weekend

\*The 19 runs scored on Friday tied for the second most through the first two games of a season in program history (22 in 2007, 19 in 2009).

\*This is the third time in program history that Kentucky has won its first two games of a season in consecutive seasons (2007-2009, 2013-2014).

\*This is the first time in program history that Kentucky has scored at least 15 runs in a game within its first two games of a season

\*The +16 run margin Friday is tied for the largest run margin through the first two games of a season in program history (+16 in 2014, won first two games by a combined 16-0 score).

\*For the fifth time in program history, Kentucky pitched a shutout in its season opener (1998, 2004, 2011, 2014)

\*Kentucky's 31 runs are the second most through the first three games of a season in program history (34, 2007)

\*For the second time in program history, Kentucky has started a season 3-0 in consecutive seasons (2013-2014)

### Cervantes to Represent Mexico in Tokyo 2020

### WHEN WAS THE LAST TIME

#### A Kentucky hitter:

Hit 2 extra base hits ... . Mallory Peyton (HR, HR vs. Coastal Carolina) . . . **3/7/21**  
 Hit 3 extra base hits. . . . . Kayla Kowalik (2B, 3B, HR vs. NC Central) . . . **2/23/21**  
 Hit 2 home runs . . . . . Mallory Peyton (vs. Coastal Carolina) . . . . . **3/7/21**  
 Hit a Grand Slam . . . . . Miranda Stoddard (vs. Campbell) . . . . . **2/20/21**  
 Scored 4 runs . . . . . Kayla Kowalik (5) (vs. NC Central) . . . . . **2/20/21**  
 Had 5+ RBI . . . . . Mallory Peyton (vs. Coastal Carolina) . . . . . **3/7/21**  
 Had 4+ RBI . . . . . Erin Coffel (vs. New Mexico State) . . . . . **2/26/21**  
 Had 4 walks . . . . . Abbey Cheek at Alabama - 4) . . . . . 4/28/19  
 Had 2 stolen bases . . . . . Bailey Vick (vs. Loyola-Chicago - 2) . . . . . 2/28/20  
 Hit for the cycle . . . . . Brooke Marnitz (vs. Indiana State) . . . . . 2/25/06  
 Hit an inside-the-park HR . . . . . Sylver Samuel (vs. DePaul) . . . . . 5/18/14

#### A Kentucky fielder:

Had 15 putouts . . . . . Griffin Joiner (vs. South Carolina - 15) . . . . 4/18/15  
 Had 7 assists. . . . . Katie Reed (vs. Texas A&M - 8) . . . . . 4/14/18

#### A Kentucky pitcher:

Had 10 strikeouts. . . . . Meagan Prince (14 - at UT Martin) . . . . . 4/27/17  
 Pitched a one-hitter. . . . . Grace Baalman (vs. Auburn) . . . . . 4/21/19  
 Pitched a no-hitter . . . . . Autumn Humes (vs. North Dakota State) . . . 2/17/18  
 Pitched a perfect game . . . . . Chanda Bell (vs. Austin Peay - Game 1) . . . . 4/6/11  
 . . . . . Rachel Riley (vs. Austin Peay - Game 2) . . . . . 4/6/11

#### An Opponent hitter:

Hit 2 extra base hits . . . . . Saige Pye (Marshall - HR, HR) . . . . . 3/12/20  
 Hit 2 home runs . . . . . Saige Pye (Marshall - HR, HR) . . . . . 3/12/20  
 Scored 4 runs . . . . . Celene Funke (Louisville - 4) . . . . . 4/17/19  
 Had 5 RBI . . . . . Saige Pye (Marshall - 7) . . . . . 3/12/20  
 Had 3 walks . . . . . Amanda Lorenz (Florida) . . . . . 4/16/17  
 Had 3 strikeouts. . . . . M. Hackbarth (Arizona State - 4) . . . . . 2/15/20  
 Had 2 stolen bases . . . . . Bella Loonis (Arizona State - 2) . . . . . 2/15/20

#### An Opponent pitcher:

Had 10 strikeouts. . . . . Miranda Elish (Texas) . . . . . 2/16/19  
 Pitched a one hitter. . . . . Alexis Osorio (Alabama) . . . . . 3/31/18  
 Pitched a no-hitter. . . . . Kelly Barnhill (Florida) . . . . . 3/9/18

**Bold = Event happened in 2021**

### TRACKING KENTUCKY'S EXTRA-BASE HITS IN 2021 AND CAREER

| Player               | Doubles<br>2021 (career) | Triples<br>2021 (career) | Home Runs<br>2021 (career) | Totals<br>2021 (career) |
|----------------------|--------------------------|--------------------------|----------------------------|-------------------------|
| Grace Baalman        | 0 (1)                    | 0 (0)                    | 3 (4)                      | 3 (5)                   |
| Autumn Humes         | 0 (5)                    | 0 (0)                    | 4 (9)                      | 4 (14)                  |
| Lauren Johnson       | 3 (22)                   | 4 (8)                    | 0 (7)                      | 7 (39)                  |
| Mallory Peyton       | 11 (29)                  | 0 (1)                    | 5 (36)                     | 16 (65)                 |
| Renee Abernathy      | 4 (6)                    | 2 (2)                    | 3 (4)                      | 7 (12)                  |
| Jaci Babbs           | 0 (1)                    | 0 (0)                    | 0 (0)                      | 0 (1)                   |
| Kayla Kowalik        | 4 (17)                   | 3 (16)                   | 5 (5)                      | 12 (38)                 |
| Tatum Spangler       | 2 (8)                    | 1 (1)                    | 0 (1)                      | 3 (10)                  |
| Miranda Stoddard     | 0 (2)                    | 0 (0)                    | 5 (6)                      | 5 (7)                   |
| Rylea Smith          | 3 (9)                    | 0 (0)                    | 1 (0)                      | 4 (11)                  |
| Emma Boitnott        | 0 (0)                    | 0 (0)                    | 0 (0)                      | 0 (0)                   |
| Cassie Lindmark      | 1 (1)                    | 0 (0)                    | 0 (0)                      | 1 (1)                   |
| Emmy Blane           | 0 (0)                    | 0 (0)                    | 0 (0)                      | 0 (0)                   |
| Erin Coffel          | 6 (6)                    | 1 (1)                    | 9 (9)                      | 16 (16)                 |
| Victoria Fragosio    | 0 (0)                    | 0 (0)                    | 0 (0)                      | 0 (0)                   |
| Meeko Harrison       | 0 (0)                    | 0 (0)                    | 0 (0)                      | 0 (0)                   |
| Vanessa Nesby        | 1 (1)                    | 0 (0)                    | 0 (0)                      | 1 (1)                   |
| Erica Thulen         | 0 (0)                    | 0 (0)                    | 0 (0)                      | 0 (0)                   |
| Stephanie Schoonover | 0 (0)                    | 0 (0)                    | 0 (0)                      | 0 (0)                   |
| <b>TOTALS</b>        | <b>35 (108)</b>          | <b>11 (29)</b>           | <b>35 (81)</b>             | <b>80 (220)</b>         |



# 2021 KENTUCKY SOFTBALL | WEEK 5 | AT FLORIDA

## WINS OVER TOP-25 TEAMS RACHEL LAWSON ERA

### The Breakdown

Total wins over top 25: 107  
Total wins over top 10: 54  
Total wins over top 5: 29

### Career wins over top-25 opponents

| Date        | Opponent                     | Score       |
|-------------|------------------------------|-------------|
| 2/9/20      | vs. #7 Minnesota             | W, 7-0      |
| 2/10/20     | vs. #7 Ole Miss              | W, 3-0 (13) |
| 4/28/19     | at #3 Alabama                | W, 4-1      |
| 4/28/19     | at #3 Alabama                | W, 7-0      |
| 4/21/19     | vs. #14 Auburn               | W, 7-3      |
| 4/21/19     | vs. #14 Auburn               | W, 7-0      |
| 4/14/19     | at #5 LSU                    | W, 3-2      |
| 4/5/19      | vs. #17 Ole Miss             | W, 11-4     |
| 3/30/19     | at #13 Arkansas              | W, 16-2     |
| 3/10/19     | at #11 South Carolina        | W, 5-1      |
| 3/8/19      | at #11 South Carolina        | W, 11-2     |
| 3/8/19      | at #11 South Carolina        | W, 5-0      |
| 2/16/19     | vs. No. 22 James Madison (N) | (N) 6-1     |
| 2/16/19     | vs. No. 13 Oregon (N)        | 12-3 (5)    |
| 2/24/18     | at No. 1 Oregon              | 9-6         |
| 2/16/18     | vs. No. 12 South Carolina    | 8-4         |
| 2/16/18     | vs. No. 12 South Carolina    | 7-5         |
| 4/27/18     | at No. 6 Tennessee           | 9-8 (8)     |
| 4/21/18     | vs. No. 6 Georgia            | 4-2         |
| 4/15/18     | at No. 9 Texas A&M           | 3-2         |
| 3/31/18     | vs. No. 16 Alabama           | 11-6        |
| 3/18/18     | vs. No. 8 LSU                | 2-0         |
| 3/11/18     | vs. No. 8 LSU                | 4-1         |
| 3/10/17     | vs. No. 23 South Carolina    | 7-3         |
| 4/29/17     | vs. No. 4 Texas A&M          | 7-2         |
| 4/29/17     | vs. No. 4 Texas A&M          | 7-3         |
| 4/16/17     | vs. No. 3 Florida            | 5-1         |
| 4/17/17     | at No. 24 Ole Miss           | 1-0         |
| 3/25/17 (2) | vs. No. 22 Arkansas          | 2-0         |
| 3/25/17 (1) | vs. No. 22 Arkansas          | 7-5         |
| 3/24/17     | vs. No. 22 Arkansas          | 2-1         |
| 3/19/17     | at No. 16 Georgia            | 2-1         |
| 3/12/17     | vs. No. 15 Michigan          | 5-1         |
| 2/17/17     | at No. 5 UCLA                | 2-1 (11)    |
| 5/25/16     | vs. No. 25 Utah              | 4-0         |
| 4/22/16     | at No. 4 Alabama             | 3-2         |
| 4/15/16     | vs. No. 18 Missouri          | 7-6         |
| 4/11/16     | at No. 8 LSU                 | 2-0         |
| 4/10/16     | at No. 8 LSU                 | 3-0         |
| 4/9/16      | at No. 8 LSU                 | 1-0         |
| 2/15/16     | at No. 22 Arizona State      | 5-3         |
| 2/15/16     | vs. No. 20 Utah (N)          | 1-0         |
| 2/13/16     | at No. 4 Oregon (N)          | 8-6         |
| 2/12/16     | vs. No. 25 Notre Dame (N)    | 10-7        |
| 5/17/15     | at No. 16 Notre Dame         | 4-3         |
| 4/6/15      | vs. No. 5 Alabama            | 7-1         |
| 3/28/15     | vs. No. 1 LSU                | 7-1         |
| 3/18/15     | at No. 20 Texas A&M          | 3-2         |
| 2/19/15     | vs. No. 10 Arizona           | 3-2         |
| 2/8/15      | at No. 5 Florida State       | 4-1         |
| 5/29/14     | vs. No. 6 La.-Lafayette      | 4-1         |
| 5/25/14     | at No. 3 UCLA                | 7-1         |
| 5/25/14     | at No. 3 UCLA                | 7-3         |
| 5/17/14     | vs. No. 25 James Madison     | 2-1         |
| 5/9/14      | vs. No. 25 LSU               | 4-3 (9)     |
| 5/8/14      | vs. No. 7 Tennessee          | 2-0         |
| 4/5/14      | vs. No. 8 Tennessee          | 2-0         |
| 4/5/14      | vs. No. 18 Texas A&M         | 4-2 (2)     |
| 4/6/14      | vs. No. 4 Texas A&M          | 4-2 (2)     |
| 3/30/14     | vs. No. 24 Auburn            | 3-2         |
| 3/15/14     | at No. 16 Missouri           | 8-7 (8)     |
| 3/15/14     | at No. 16 Missouri           | 3-2         |
| 2/16/14     | vs. No. 15 Texas             | 6-5         |
| 2/15/14     | vs. No. 15 Texas             | 6-4         |
| 2/7/14      | vs. No. 2 Oklahoma           | 5-4 (10)    |
| 5/5/13      | at No. 7 Alabama             | 9-5 (8)     |
| 5/4/13      | at No. 7 Alabama             | 5-0         |
| 4/27/13     | vs. No. 11 Missouri          | 8-2         |
| 4/17/13     | vs. No. 7 Louisville         | 2-1         |
| 4/17/13     | vs. No. 3 Florida            | 2-1         |
| 3/12/13     | vs. No. 7 North Carolina     | 18-0        |
| 3/12/13     | vs. No. 15 Washington (N)    | 3-1         |
| 5/10/13     | vs. No. 20 Stanford (N)      | 3-1         |
| 5/8/13      | vs. No. 3 Cal (N)            | 3-2 (9)     |
| 5/6/12      | vs. No. 22 LSU               | 1-0         |
| 5/5/12      | vs. No. 22 LSU               | 2-1         |
| 5/4/12      | vs. No. 22 LSU               | 4-3 (8)     |
| 4/29/12     | at No. 2 Florida             | 5-1         |
| 4/27/12     | at No. 2 Florida             | 2-0         |
| 4/13/12     | vs. No. 10 Georgia           | 4-0         |
| 4/13/12     | vs. No. 10 Georgia           | 4-1         |
| 3/30/12     | at No. 9 Tennessee           | 3-1         |
| 3/24/12     | at No. 18 Auburn             | 8-4 (2)     |
| 2/28/11     | vs. No. 5 California         | 8-0 (5)     |
| 2/22/11     | at No. 2 Michigan            | 2-1         |
| 5/21/11     | at No. 2 Michigan            | 7-6         |
| 5/20/11     | vs. No. 21 Notre Dame (N)    | 8-0 (5)     |
| 7/7/11      | vs. No. 23 Auburn            | 10-2 (6)    |
| 4/3/11      | vs. No. 5 Florida            | 9-2         |
| 4/2/11      | vs. No. 5 Florida            | 7-6         |
| 4/16/11     | vs. No. 5 Florida            | 10-2 (6)    |
| 3/18/11     | at No. 25 LSU                | 6-1         |
| 3/13/11     | vs. No. 7 Tennessee          | 5-4 (10)    |
| 3/11/11     | vs. No. 7 Tennessee          | 4-0         |
| 5/21/10     | vs. No. 22 Ohio State (N)    | 9-0 (5)     |
| 4/17/10     | at No. 19 Ohio State         | 6-5         |
| 3/27/10     | at No. 3 Florida             | 5-3         |
| 3/16/10     | vs. No. 5 Alabama            | 5-4         |
| 2/11/10     | at No. 5 Arizona State       | 5-2         |
| 5/7/09      | vs. No. 7 Georgia (N)        | 2-0         |
| 4/18/09     | vs. No. 12 Tennessee         | 6-5         |
| 3/7/09      | at No. 19 LSU                | 6-5 (8)     |
| 3/15/08     | at No. 6 Tennessee           | 2-1 (8)     |

Home: 46 | Away: 39 | Neutral: 19 | SEC: 64

## 2021 UK HONORS

### Erin Coffel

- D1 Softball Freshman of the Week (2/16)  
- SEC Freshman of the Week (2/23)

## GAME NOTES (CONT'D)

For the first time in the history of the Kentucky Softball team, the Wildcats will be sending a representative to the Olympics as 2012 UK graduate and current Director of Softball Operations, Brittany Cervantes, will be heading to Tokyo this summer.

Cervantes is not only the first UK softball player ever to compete in the Olympics, but is also the first player coached by UK head coach Rachel Lawson to make a roster for the games.

Representing Mexico, Cervantes will be competing in the first Olympic Games to have softball since the 2008 summer games in Beijing.

### Kentucky Softball All-Decade Team Revealed After 50,000+ Votes

After over 50,000 total votes throughout 10 days of voting from the Big Blue Nation on the UK Athletics website, and Kentucky Softball Twitter, Facebook and Instagram accounts, the 10 members of the Kentucky Softball All-Decade Team were announced Friday afternoon by the program.

Fans were given a 24-hour window to vote on every position, with the votes tallied up from all four medias to comprise one total at the end of the window.

**Pitcher** – Kelsey Nunley, 2013-2016

**Catcher** – Griffin Joiner, 2012-2015

**First Base** – Erin Rethlake, 2015-2018

**Second Base** – Alex Martens, 2017-2020

**Third Base** – Abbey Cheek, 2016-2019

**Shortstop** – Katie Reed, 2016-2019

**Outfield** – Meagan Aull, 2008-2011; Sylvester Samuel, 2013-16; Bailey Vick, 2017-2020

**Designated Player/Utility** – Brittany Cervantes, 2009-12

## UK'S RECORD WHEN ...

|                                 | All  | SEC |
|---------------------------------|------|-----|
| One-run game                    | 2-0  | 0-0 |
| Single game                     | 3-0  | 0-0 |
| First of Day                    | 8-0  | 0-0 |
| Second of Day                   | 8-0  | 0-0 |
| Home                            | 0-0  | 0-0 |
| Away                            | 7-0  | 0-0 |
| Neutral                         | 11-0 | 0-0 |
| vs. Kentucky schools            | 0-0  | 0-0 |
| vs. Top 10                      | 0-0  | 0-0 |
| vs. Top 25                      | 0-0  | 0-0 |
| UK scores first                 | 16-0 | 0-0 |
| UK scores 0-2 runs              | 0-0  | 0-0 |
| UK scores 3-5 runs              | 3-0  | 0-0 |
| UK scores 6-9 runs              | 5-0  | 0-0 |
| UK scores 10+ runs              | 11-0 | 0-0 |
| Opp. scores first               | 2-0  | 0-0 |
| Opp. scores 0-2 runs            | 12-0 | 0-0 |
| Opp. scores 3-5 runs            | 6-0  | 0-0 |
| Opp. scores 6-9 runs            | 1-0  | 0-0 |
| Opp. scores 10+ runs            | 0-0  | 0-0 |
| UK has 3 or fewer hits          | 0-0  | 0-0 |
| UK has 4-6 hits                 | 0-0  | 0-0 |
| UK has 7-9 hits                 | 7-0  | 0-0 |
| UK has 10+ hits                 | 12-0 | 0-0 |
| Opp. has 3 or fewer hits        | 5-0  | 0-0 |
| Opp. has 4-6 hits               | 10-0 | 0-0 |
| Opp. has 7-9 hits               | 2-0  | 0-0 |
| Opp. has 10+ hits               | 2-0  | 0-0 |
| UK has no errors                | 11-0 | 0-0 |
| UK has 1 error                  | 4-0  | 0-0 |
| UK has 2+ errors                | 4-0  | 0-0 |
| Leading or tied after 4 innings | 18-0 | 0-0 |
| Leading or tied after 5 innings | 18-0 | 0-0 |
| Leading or tied after 6 innings | 9-0  | 0-0 |
| Trailing after 4 innings        | 0-0  | 0-0 |
| Trailing after 5 innings        | 1-0  | 0-0 |
| Trailing after 6 innings        | 2-0  | 0-0 |
| Extra-inning games              | 0-0  | 0-0 |
| Walk-off's (7+ innings only)    | 2-0  | 0-0 |
| UK hits a double                | 16-0 | 0-0 |
| UK hits a triple                | 11-0 | 0-0 |
| UK hits a home run              | 16-0 | 0-0 |
| UK has 4+ extra base hits       | 12-0 | 0-0 |
| UK steals a base                | 13-0 | 0-0 |
| UK steals 2+ bases              | 9-0  | 0-0 |
| In February                     | 14-0 | 0-0 |
| In March                        | 5-0  | 0-0 |
| In April                        | 0-0  | 0-0 |
| In May                          | 0-0  | 0-0 |
| On Monday                       | 0-0  | 0-0 |
| On Tuesday                      | 0-0  | 0-0 |
| On Wednesday                    | 0-0  | 0-0 |
| On Thursday                     | 2-0  | 0-0 |
| On Friday                       | 7-0  | 0-0 |
| On Saturday                     | 5-0  | 0-0 |
| On Sunday                       | 5-0  | 0-0 |



GAME NOTES (CONTINUED FROM PAGE 7)

UK Signs No. 9 Ranked 2021 Recruiting Class

The Kentucky Softball team announced on March 19 that it signed the No. 9 ranked recruiting class in the country, adding seven players to Lexington. The rankings were done by Extra Innings Softball, as the Wildcats were able to haul in five top-100 ranked players.

"In keeping in our philosophy of having a dynamic lineup, our 2021 Wildcats possess great power as seen in Taylor Ebbs, Alexia Lacatena and Sarah Stone along with the tremendous speed of Jenna Blanton, Hallie Mitchell and Maragret Tobias." UK head coach Rachel Lawson said. "Our 2021's are strong defensively, battle tested and as always, it starts in the middle with Izzy Harrison and Alexia in the circle. So happy this class has finally signed and I'm looking forward to watching them represent the Big Blue Nation."

The 2021 class is the third top-10 recruiting class that Lawson has assembled in her time at Kentucky, and second in a row. They will join the team in the fall 2021 semester and play their first games in the 2022 NCAA season.

Kentucky Begins 2021 Ranked 13th in NFCA Coaches' Poll

Kentucky was slotted at No. 13 in the initial release of the National Fastpitch Coaches' Association top-25 poll, it was announced by the organization on Tuesday morning.

Kentucky is one of nine teams from the Southeastern Conference to be ranked in the top-25 to start the season, paced by No. 5 LSU and No. 7 Florida. Also ranked from the SEC is Alabama (8), Georgia (14), Arkansas (18), South Carolina (19), Mississippi State (20), Missouri (23). UK is the fourth-highest ranked SEC team to begin the 2021 season.

Currently on the schedule, Kentucky is going to be playing 15 games against five teams ranked inside the top 20 of the initial poll.

Wildcats Picked Fifth in SEC By League Coaches

2021 SEC Softball Preseason Coaches' Poll

- 1. Alabama (9) 138
2. LSU (2) 129
3. Florida (1) 125
4. Tennessee (1) 101
5. Kentucky 97
6. Arkansas 81
7. Georgia 78
8. Missouri 70
9. South Carolina 68
10. Mississippi St. 43
11. Auburn 39
12. Texas A&M 30

13. Ole Miss 15

20% Capacity at John Cropp Stadium In 2021

At this point, the anticipated attendance for this season at John Cropp Stadium will be limited to 20 percent of overall stadium capacity. All plans are subject to change based on evolving information as well as local, state and national public health developments. John Cropp Stadium has been reconfigured to support physically distanced seating. All seating in the bleacher and chairback sections will be spaced out and offered in reserved blocks of two, three and four seats. A limited number of tickets for the berm area will be offered as general admission, and fans purchasing berm tickets are reminded that they must maintain physical distancing within this area.

All tickets will be sold on a single-game basis with two on-sale dates. Current season ticket holders will have a priority window to purchase single-game tickets before general public sales begin, and there will be a purchase limit of 4 tickets per game, while supplies last.





# 2021 KENTUCKY SOFTBALL | WEEK 5 | AT FLORIDA

## 2021 SEC STANDINGS

| School            | SEC | Pct. | All  | Pct.  | Home | Away | Neu. | Streak |
|-------------------|-----|------|------|-------|------|------|------|--------|
| Kentucky          | 0-0 | .000 | 19-0 | 1.000 | 0-0  | 8-0  | 11-0 | W19    |
| Alabama           | 0-0 | .000 | 19-1 | .950  | 17-1 | 1-0  | 1-0  | L1     |
| Tennessee         | 0-0 | .000 | 17-1 | .944  | 12-1 | 1-0  | 4-0  | W12    |
| Auburn            | 0-0 | .000 | 15-1 | .938  | 13-0 | 0-0  | 2-1  | W10    |
| Florida           | 0-0 | .000 | 14-1 | .933  | 12-0 | 2-1  | 0-0  | L1     |
| Arkansas          | 0-0 | .000 | 16-2 | .889  | 11-0 | 4-1  | 1-1  | W15    |
| Georgia           | 0-0 | .000 | 14-2 | .875  | 11-2 | 2-0  | 1-0  | W11    |
| South Carolina    | 0-0 | .000 | 12-3 | .800  | 7-1  | 1-1  | 4-1  | W1     |
| Missouri          | 0-0 | .000 | 15-4 | .789  | 0-0  | 4-3  | 11-1 | L1     |
| Texas A&M         | 0-0 | .000 | 11-3 | .786  | 10-3 | 1-0  | 0-0  | W1     |
| Mississippi State | 0-0 | .000 | 13-5 | .722  | 11-1 | 1-4  | 1-0  | W5     |
| LSU               | 0-0 | .000 | 13-6 | .684  | 10-4 | 1-1  | 2-1  | W2     |
| Ole Miss          | 0-0 | .000 | 14-7 | .667  | 7-0  | 3-3  | 4-4  | W7     |

# - SEC Regular Season Champion; \$ - SEC Tournament Champion

## SEC WEEKLY AWARDS

### Feb. 15, 2021

Player of the Week: Charla Echols (Florida)  
Pitcher of the Week: Montana Fouts (Alabama)  
Freshman of the Week: Maddie Penta (Auburn);  
Sydney Chambley (Georgia)

### Feb. 22, 2021

Player of the Week: Kaylee Tow (Alabama)  
Pitcher of the Week: Katie Chronister (Florida)  
Freshman of the Week: Erin Coffel (Kentucky)

### March 1, 2021

Player of the Week: Aliyah Andrews (LSU)  
Pitcher of the Week: Ashley Rogers (Tennessee)  
Freshman of the Week: Maddie Penta (Auburn)

### March 8, 2021

Player of the Week: Kiki Milloy (Tennessee)  
Pitcher of the Week: Elizabeth Hightower (Florida)  
Freshman of the Week: Shelby Lowe (Auburn)

### March 15, 2021

Player of the Week:  
Pitcher of the Week:  
Freshman of the Week:

### March 22, 2021

Player of the Week:  
Pitcher of the Week:  
Freshman of the Week:

### March 29, 2021

Player of the Week:  
Pitcher of the Week:  
Freshman of the Week:

### April 5, 2021

Player of the Week:  
Pitcher of the Week:  
Freshman of the Week:

### April 12, 2021

Player of the Week:  
Pitcher of the Week:  
Freshman of the Week:

### April 19, 2021

Player of the Week:  
Pitcher of the Week:  
Freshman of the Week:

### April 26, 2021

Player of the Week:  
Pitcher of the Week:  
Freshman of the Week:

### May 3, 2021

Player of the Week:  
Pitcher of the Week:  
Freshman of the Week:

### May 10, 2021

Player of the Week:  
Pitcher of the Week:  
Freshman of the Week:

### Postseason Awards:

Player of the Year:  
Pitcher of the Year:  
Freshman of the Year:  
Coach of the Year:  
Scholar-Athlete of the Year:

## THE SEC IN THE 2019 NCAA TOURNAMENT

### Regional and Super Regional Hosts

- (5) Florida - advanced to SR and WCWS
- (8) Alabama - advanced to SR and WCWS SF

### Regional Hosts

- (10) LSU - advanced to SR, lost to Minnesota
- (11) Ole Miss - advanced to SR, lost to Arizona
- (12) Tennessee - advanced to SR, lost to Florida
- (14) Kentucky - advanced to SR, lost to Washington

### Regional No. 2 Seeds

- Georgia (Minneapolis)
- Arkansas (Stillwater)
- Missouri (Los Angeles)
- Auburn (Fuscon)
- South Carolina (Tallahassee)
- Mississippi State (Starkville)

### Regional No. 3 Seed

- Texas A&M (Austin)



Katie Reed (2016-2019)




## 2021 KENTUCKY SOFTBALL | WEEK 5 | AT FLORIDA

### SOUTHEASTERN CONFERENCE BREAKDOWN KENTUCKY'S HISTORY IN SEC ACTION

| Team                   | Years of UK Series Victories   | School:             | Consecutive Years Captured Series |
|------------------------|--|---------------------|-----------------------------------|
| Mississippi State (9): | 1998, 2002, 2009, 2010, 2011, 2013, 2014, 2016, 2018   | South Carolina (3): | 2016, 2018, 2019                  |
| Auburn (4):            | 2000, 2001, 2009, 2012   |                     |                                   |
| Florida (3):           | 2000, 2011, 2012   |                     |                                   |
| Georgia (2):           | 2000, 2012   |                     |                                   |
| Tennessee (2):         | 2000, 2011   |                     |                                   |
| Ole Miss (9):          | 2001, 2007, 2008, 2009, 2010, 2012, 2013, 2014, 2016   |                     |                                   |
| South Carolina (9):    | 2001, 2006, 2009, 2010, 2011, 2012, 2013, 2016, 2018, 2019                                     |                     |                                   |
| Arkansas (7):          | 2002, 2003, 2010, 2011, 2014, 2016, 2017   |                     |                                   |
| Alabama (1):           | 2013   |                     |                                   |
| LSU (5):               | 2012, 2015, 2016, 2017, 2018   |                     |                                   |
| Missouri (3):          | 2014, 2016, 2017   |                     |                                   |
| Texas A&M (3):         | 2014, 2017, 2020   |                     |                                   |
| <b>Year:</b>           | <b>UK's Series Captured that Season</b>  |                     |                                   |
| 1997 (0):              | -  |                     |                                   |
| 1998 (1):              | Mississippi State  |                     |                                   |
| 1999 (0):              | -  |                     |                                   |
| 2000 (4):              | Auburn, Florida, Georgia, Tennessee  |                     |                                   |
| 2001 (3):              | Auburn, Ole Miss, South Carolina   |                     |                                   |
| 2002 (2):              | Arkansas, Mississippi State  |                     |                                   |
| 2003 (1):              | Arkansas   |                     |                                   |
| 2004 (0):              | -  |                     |                                   |
| 2005 (0):              | -  |                     |                                   |
| 2006 (1):              | South Carolina   |                     |                                   |
| 2007 (1):              | Ole Miss   |                     |                                   |
| 2008 (1):              | Ole Miss   |                     |                                   |
| 2009 (4):              | Auburn, Mississippi State, Ole Miss, South Carolina  |                     |                                   |
| 2010 (4):              | Arkansas, Mississippi State, Ole Miss, South Carolina  |                     |                                   |
| 2011 (5):              | Arkansas, Mississippi State, Tennessee, Florida, South Carolina                                |                     |                                   |
| 2012 (6*):             | Auburn, Georgia, Ole Miss, Florida, LSU, South Carolina  |                     |                                   |
| 2013 (4):              | Ole Miss, Miss. State, South Carolina, Alabama   |                     |                                   |
| 2014 (5):              | Mississippi State, Missouri, Texas A&M, Ole Miss, Arkansas                                     |                     |                                   |
| 2015 (1):              | No. 1 LSU  |                     |                                   |
| 2016 (6*):             | at South Carolina, Ole Miss, at Arkansas, at No. 8 LSU, No. 18 Missouri, vs. Mississippi State |                     |                                   |
| 2017 (3):              | Arkansas, at Missouri, vs. Texas A&M   |                     |                                   |
| 2018 (2):              | No. 8 LSU, No. 12 South Carolina   |                     |                                   |
| 2019 (3):              | No. 11 South Carolina, Mississippi State, No. 14 Auburn, at No. 3 Alabama                      |                     |                                   |
| 2020 (1):              | (Only series played (COVID-19) Texas A&M   |                     |                                   |
| 2021 (0):              |  |                     |                                   |

\*=School Record of SEC series won in single season

### KENTUCKY HOME RUN TRACKER UNDER COACH KRISTINE HIMES



\*71 = School Record



# 2021 KENTUCKY SOFTBALL | WEEK 5 | AT FLORIDA

## STARTING LINEUPS BY BATTING ORDER

| Opponent           | 1       | 2      | 3         | 4        | 5         | 6         | 7        | 8        | 9        |
|--------------------|---------|--------|-----------|----------|-----------|-----------|----------|----------|----------|
| Samford (1)        | Kowalik | Coffel | Abernathy | Peyton   | Stoddard  | Johnson   | Humes    | Spangler | Smith    |
| Samford (2)        | Kowalik | Coffel | Abernathy | Stoddard | Peyton    | Johnson   | Humes    | Baalman  | Babbs    |
| Samford (3)        | Kowalik | Coffel | Abernathy | Stoddard | Peyton    | Johnson   | Humes    | Spangler | Smith    |
| UNC Greensboro (1) | Kowalik | Coffel | Abernathy | Peyton   | Stoddard  | Johnson   | Baalman  | Lindmark | Smith    |
| UNC Greensboro (2) | Kowalik | Coffel | Johnson   | Peyton   | Stoddard  | Abernathy | Humes    | Lindmark | Smith    |
| NC Central         | Kowalik | Coffel | Johnson   | Peyton   | Abernathy | Stoddard  | Lindmark | Spangler | Smith    |
| Campbell           | Kowalik | Coffel | Johnson   | Peyton   | Abernathy | Humes     | Stoddard | Spangler | Smith    |
| NC Central         | Kowalik | Coffel | Johnson   | Peyton   | Abernathy | Baalman   | Lindmark | Blane    | Smith    |
| Mt. St. Mary's     | Kowalik | Coffel | Johnson   | Peyton   | Abernathy | Stoddard  | Humes    | Spangler | Smith    |
| New Mexico State   | Kowalik | Coffel | Johnson   | Peyton   | Abernathy | Stoddard  | Baalman  | Spangler | Smith    |
| Florida Int'l      | Kowalik | Coffel | Johnson   | Peyton   | Abernathy | Humes     | Lindmark | Spangler | Smith    |
| Stetson            | Kowalik | Coffel | Johnson   | Peyton   | Abernathy | Stoddard  | Baalman  | Spangler | Smith    |
| New Mexico State   | Kowalik | Coffel | Johnson   | Peyton   | Abernathy | Stoddard  | Humes    | Babbs    | Smith    |
| Stetson            | Kowalik | Coffel | Johnson   | Peyton   | Abernathy | Stoddard  | Baalman  | Blane    | Smith    |
| Pittsburgh         | Kowalik | Coffel | Johnson   | Peyton   | Abernathy | Stoddard  | Humes    | Spangler | Smith    |
| Florida Atlantic   | Kowalik | Coffel | Johnson   | Peyton   | Abernathy | Stoddard  | Baalman  | Blane    | Smith    |
| Illinois State     | Kowalik | Coffel | Johnson   | Peyton   | Abernathy | Stoddard  | Humes    | Spangler | Smith    |
| Coastal Carolina   | Kowalik | Coffel | Johnson   | Peyton   | Abernathy | Stoddard  | Humes    | Baalman  | Spangler |
| Florida Atlantic   |         |        |           |          |           |           |          |          |          |
| Florida (1)        |         |        |           |          |           |           |          |          |          |
| Florida (2)        |         |        |           |          |           |           |          |          |          |
| Florida (3)        |         |        |           |          |           |           |          |          |          |
| Eastern Kentucky   |         |        |           |          |           |           |          |          |          |
| Western Kentucky   |         |        |           |          |           |           |          |          |          |
| Dayton (1)         |         |        |           |          |           |           |          |          |          |
| Dayton (2)         |         |        |           |          |           |           |          |          |          |
| Alabama (1)        |         |        |           |          |           |           |          |          |          |
| Alabama (2)        |         |        |           |          |           |           |          |          |          |
| Alabama (3)        |         |        |           |          |           |           |          |          |          |
| Morehead State     |         |        |           |          |           |           |          |          |          |
| Tennessee (1)      |         |        |           |          |           |           |          |          |          |
| Tennessee (2)      |         |        |           |          |           |           |          |          |          |
| Tennessee (3)      |         |        |           |          |           |           |          |          |          |
| Louisville         |         |        |           |          |           |           |          |          |          |
| Georgia (1)        |         |        |           |          |           |           |          |          |          |
| Georgia (2)        |         |        |           |          |           |           |          |          |          |
| Georgia (3)        |         |        |           |          |           |           |          |          |          |
| Eastern Kentucky   |         |        |           |          |           |           |          |          |          |
| Auburn (1)         |         |        |           |          |           |           |          |          |          |
| Auburn (2)         |         |        |           |          |           |           |          |          |          |
| Auburn (3)         |         |        |           |          |           |           |          |          |          |
| Louisville         |         |        |           |          |           |           |          |          |          |
| LSU (1)            |         |        |           |          |           |           |          |          |          |
| LSU (2)            |         |        |           |          |           |           |          |          |          |
| LSU (3)            |         |        |           |          |           |           |          |          |          |
| Texas A&M (1)      |         |        |           |          |           |           |          |          |          |
| Texas A&M (2)      |         |        |           |          |           |           |          |          |          |
| Texas A&M (3)      |         |        |           |          |           |           |          |          |          |
| South Carolina (1) |         |        |           |          |           |           |          |          |          |
| South Carolina (2) |         |        |           |          |           |           |          |          |          |
| South Carolina (3) |         |        |           |          |           |           |          |          |          |



## 2021 KENTUCKY SOFTBALL | WEEK 5 | AT FLORIDA

### STARTING LINEUPS BY POSITION

| Opponent           | C        | 1B     | 2B      | 3B       | SS     | LF        | CF        | RF       | P        |
|--------------------|----------|--------|---------|----------|--------|-----------|-----------|----------|----------|
| Samford (1)        | Kowalik  | Peyton | Johnson | Stoddard | Coffel | Abernathy | Spangler  | Smith    | Humes    |
| Samford (2)        | Lindmark | Peyton | Johnson | Stoddard | Coffel | Abernathy | Kowalik   | Babbs    | Baalman  |
| Samford (3)        | Kowalik  | Peyton | Johnson | Blane    | Coffel | Abernathy | Spangler  | Smith    | Stoddard |
| UNC Greensboro (1) | Lindmark | Peyton | Johnson | Stoddard | Coffel | Abernathy | Kowalik   | Smith    | Baalman  |
| UNC Greensboro (2) | Lindmark | Peyton | Johnson | Stoddard | Coffel | Abernathy | Kowalik   | Smith    | Humes    |
| NC Central         | Lindmark | Peyton | Johnson | Stoddard | Coffel | Abernathy | Kowalik   | Smith    | Spangler |
| Campbell           | Kowalik  | Peyton | Johnson | Blane    | Coffel | Smith     | Abernathy | Spangler | Stoddard |
| NC Central         | Lindmark | Peyton | Johnson | Blane    | Coffel | Abernathy | Kowalik   | Smith    | Gayan    |
| Mt. St. Mary's     | Kowalik  | Peyton | Johnson | Stoddard | Coffel | Smith     | Abernathy | Spangler | Humes    |
| New Mexico State   | Kowalik  | Peyton | Johnson | Stoddard | Coffel | Smith     | Abernathy | Spangler | Baalman  |
| Florida Int'l      | Lindmark | Peyton | Johnson | Blane    | Coffel | Abernathy | Kowalik   | Spangler | Humes    |
| Stetson            | Lindmark | Peyton | Johnson | Stoddard | Coffel | Abernathy | Kowalik   | Smith    | Spangler |
| New Mexico State   | Kowalik  | Peyton | Johnson | Stoddard | Coffel | Smith     | Abernathy | Babbs    | Humes    |
| Stetson            | Kowalik  | Peyton | Johnson | Blane    | Coffel | Smith     | Abernathy | Spangler | Baalman  |
| Pittsburgh         | Kowalik  | Peyton | Johnson | Blane    | Coffel | Smith     | Abernathy | Spangler | Humes    |
| Florida Atlantic   | Lindmark | Peyton | Johnson | Blane    | Coffel | Abernathy | Kowalik   | Smith    | Stoddard |
| Illinois State     | Kowalik  | Peyton | Johnson | Stoddard | Coffel | Smith     | Abernathy | Spangler | Baalman  |
| Coastal Carolina   | Kowalik  | Peyton | Johnson | Stoddard | Coffel | Smith     | Abernathy | Spangler | Gayan    |
| Florida Atlantic   | Lindmark | Peyton | Johnson | Stoddard | Coffel | Abernathy | Kowalik   | Spangler | Humes    |
| Florida (1)        |          |        |         |          |        |           |           |          |          |
| Florida (2)        |          |        |         |          |        |           |           |          |          |
| Florida (3)        |          |        |         |          |        |           |           |          |          |
| Eastern Kentucky   |          |        |         |          |        |           |           |          |          |
| Western Kentucky   |          |        |         |          |        |           |           |          |          |
| Dayton (1)         |          |        |         |          |        |           |           |          |          |
| Dayton (2)         |          |        |         |          |        |           |           |          |          |
| Alabama (1)        |          |        |         |          |        |           |           |          |          |
| Alabama (2)        |          |        |         |          |        |           |           |          |          |
| Alabama (3)        |          |        |         |          |        |           |           |          |          |
| Morehead State     |          |        |         |          |        |           |           |          |          |
| Tennessee (1)      |          |        |         |          |        |           |           |          |          |
| Tennessee (2)      |          |        |         |          |        |           |           |          |          |
| Tennessee (3)      |          |        |         |          |        |           |           |          |          |
| Louisville         |          |        |         |          |        |           |           |          |          |
| Georgia (1)        |          |        |         |          |        |           |           |          |          |
| Georgia (2)        |          |        |         |          |        |           |           |          |          |
| Georgia (3)        |          |        |         |          |        |           |           |          |          |
| Eastern Kentucky   |          |        |         |          |        |           |           |          |          |
| Auburn (1)         |          |        |         |          |        |           |           |          |          |
| Auburn (2)         |          |        |         |          |        |           |           |          |          |
| Auburn (3)         |          |        |         |          |        |           |           |          |          |
| Louisville         |          |        |         |          |        |           |           |          |          |
| LSU (1)            |          |        |         |          |        |           |           |          |          |
| LSU (2)            |          |        |         |          |        |           |           |          |          |
| LSU (3)            |          |        |         |          |        |           |           |          |          |
| Texas A&M (1)      |          |        |         |          |        |           |           |          |          |
| Texas A&M (2)      |          |        |         |          |        |           |           |          |          |
| Texas A&M (3)      |          |        |         |          |        |           |           |          |          |
| South Carolina (1) |          |        |         |          |        |           |           |          |          |
| South Carolina (2) |          |        |         |          |        |           |           |          |          |
| South Carolina (3) |          |        |         |          |        |           |           |          |          |

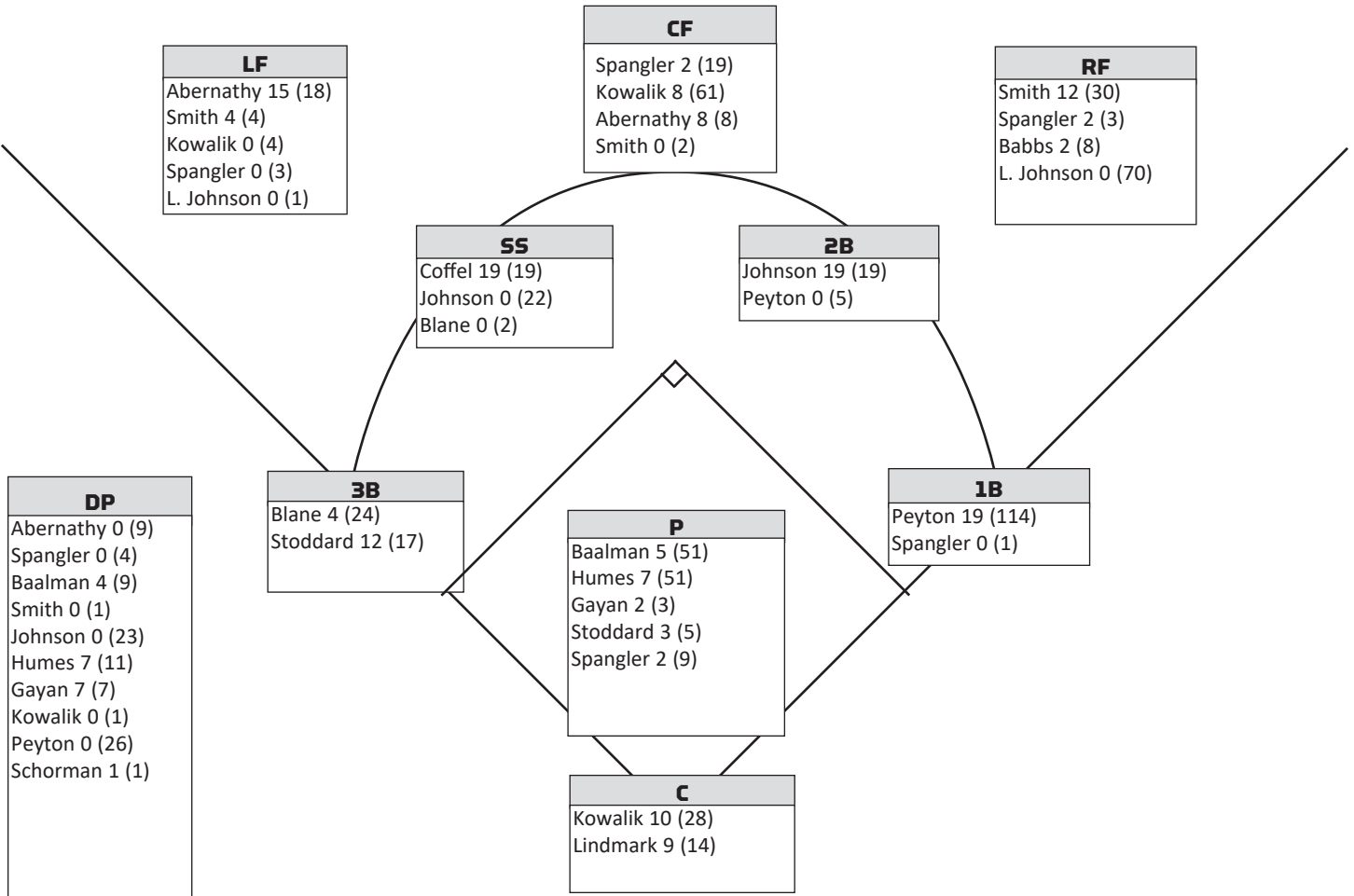


# 2021 KENTUCKY SOFTBALL | WEEK 5 | AT FLORIDA

## 2021 STARTS BY BATTING ORDER

| Player               | 1  | 2  | 3  | 4  | 5  | 6  | 7  | 8 | 9  |
|----------------------|----|----|----|----|----|----|----|---|----|
| Renee Abernathy      | .  | .  | 4  | .  | 14 | 1  | .  | . | .  |
| Grace Baalman        | .  | .  | .  | .  | .  | 1  | 5  | . | .  |
| Jaci Babbs           | .  | .  | .  | .  | .  | .  | .  | . | 1  |
| Emmy Blane           | .  | .  | .  | .  | .  | .  | .  | 4 | .  |
| Emma Boitnott        | .  | .  | .  | .  | .  | .  | .  | . | .  |
| Erin Coffel          | .  | 19 | .  | .  | .  | .  | .  | . | .  |
| Victoria Fragoso     | .  | .  | .  | .  | .  | .  | .  | . | .  |
| Sloan Gayan          | .  | .  | .  | .  | .  | .  | .  | . | .  |
| Meeko Harrison       | .  | .  | .  | .  | .  | .  | .  | . | .  |
| Autumn Humes         | .  | .  | .  | .  | .  | 2  | 11 | . | .  |
| Lauren Johnson       | .  | .  | 14 | .  | .  | 4  | .  | . | .  |
| Kayla Kowalik        | 19 | .  | .  | .  | .  | .  | .  | . | .  |
| Cassie Lindmark      | .  | .  | .  | .  | .  | .  | .  | 6 | .  |
| Vanessa Nesby        | .  | .  | .  | .  | .  | .  | .  | . | .  |
| Mallory Peyton       | .  | .  | .  | 17 | 2  | .  | .  | . | .  |
| Stephanie Schoonover | .  | .  | .  | .  | .  | .  | .  | . | .  |
| Meghan Schorman      | .  | .  | .  | .  | .  | .  | .  | . | .  |
| Rylea Smith          | .  | .  | .  | .  | .  | .  | .  | 1 | 17 |
| Tatum Spangler       | .  | .  | .  | .  | .  | .  | .  | 7 | 1  |
| Miranda Stoddard     | .  | .  | .  | 2  | 2  | 11 | 3  | . | .  |
| Erica Thulen         | .  | .  | .  | .  | .  | .  | .  | . | .  |

## STARTS BY POSITION IN 2021 (CAREER)





## 2021 KENTUCKY SOFTBALL | WEEK 5 | AT FLORIDA

### 2021 TEAM GAME-BY-GAME HITTING

| Opponent              | AB | R  | H  | RBI | 2B | 3B | HR | TB | BB | SB | CS | HBP | SAC | SFG | DP | K | PO | E | LOB | Avg  |
|-----------------------|----|----|----|-----|----|----|----|----|----|----|----|-----|-----|-----|----|---|----|---|-----|------|
| Samford (1)           | 27 | 4  | 8  | 3   | 3  | 1  | 1  | 16 | 2  | 0  | 2  | 1   | 0   | 0   | 0  | 4 | 21 | 0 | 5   | .296 |
| Samford (2)           | 32 | 15 | 18 | 15  | 2  | 0  | 4  | 32 | 6  | 1  | 0  | 0   | 0   | 0   | 1  | 1 | 15 | 3 | 3   | .441 |
| Samford (3)           | 35 | 12 | 14 | 12  | 3  | 1  | 2  | 25 | 6  | 1  | 1  | 3   | 0   | 0   | 0  | 2 | 21 | 5 | 11  | .426 |
| UNC-Greensboro (1)    | 28 | 7  | 9  | 8   | 1  | 1  | 3  | 1  | 3  | 0  | 1  | 0   | 1   | 0   | 0  | 7 | 21 | 2 | 4   | .402 |
| UNC-Greensboro (2)    | 28 | 14 | 15 | 14  | 2  | 0  | 4  | 29 | 5  | 0  | 1  | 2   | 0   | 0   | 0  | 1 | 15 | 0 | 6   | .427 |
| NC Central            | 28 | 20 | 15 | 19  | 6  | 1  | 3  | 32 | 10 | 4  | 0  | 4   | 0   | 0   | 0  | 2 | 15 | 0 | 9   | .444 |
| Campbell              | 35 | 11 | 11 | 11  | 0  | 0  | 2  | 17 | 3  | 0  | 1  | 0   | 2   | 0   | 0  | 3 | 21 | 2 | 9   | .423 |
| NC Central            | 25 | 14 | 12 | 12  | 2  | 2  | 2  | 24 | 2  | 0  | 0  | 1   | 1   | 0   | 0  | 2 | 15 | 0 | 3   | .429 |
| Mt. St. Mary's (Md.)  | 28 | 10 | 15 | 8   | 4  | 1  | 2  | 27 | 2  | 0  | 0  | 0   | 0   | 0   | 0  | 1 | 15 | 0 | 5   | .440 |
| New Mexico State      | 27 | 11 | 10 | 10  | 1  | 0  | 2  | 17 | 2  | 4  | 0  | 0   | 0   | 0   | 0  | 0 | 15 | 0 | 3   | .433 |
| Florida International | 28 | 6  | 10 | 6   | 2  | 1  | 2  | 20 | 4  | 0  | 0  | 0   | 0   | 0   | 0  | 1 | 21 | 2 | 6   | .427 |
| Stetson               | 26 | 7  | 8  | 5   | 2  | 0  | 0  | 10 | 7  | 3  | 0  | 0   | 1   | 2   | 0  | 1 | 21 | 0 | 8   | .418 |
| New Mexico State      | 22 | 10 | 9  | 10  | 1  | 0  | 2  | 16 | 4  | 2  | 1  | 1   | 0   | 1   | 0  | 2 | 15 | 1 | 4   | .417 |
| Stetson               | 25 | 15 | 14 | 15  | 3  | 1  | 1  | 22 | 4  | 3  | 0  | 1   | 0   | 0   | 0  | 2 | 15 | 1 | 5   | .426 |
| Pittsburgh            | 34 | 8  | 13 | 8   | 1  | 1  | 2  | 22 | 3  | 0  | 0  | 1   | 0   | 0   | 0  | 8 | 21 | 0 | 10  | .423 |
| Florida Atlantic      | 26 | 3  | 5  | 1   | 1  | 0  | 0  | 6  | 3  | 0  | 3  | 0   | 0   | 0   | 0  | 2 | 21 | 1 | 5   | .410 |
| Illinois State        | 31 | 5  | 11 | 3   | 1  | 0  | 1  | 15 | 0  | 2  | 0  | 0   | 0   | 0   | 0  | 9 | 21 | 0 | 7   | .406 |
| Coastal Carolina      | 22 | 12 | 7  | 10  | 0  | 1  | 2  | 15 | 4  | 0  | 0  | 1   | 0   | 0   | 0  | 4 | 15 | 0 | 3   | .402 |
| Florida Atlantic      | 29 | 7  | 9  | 6   | 0  | 0  | 0  | 9  | 7  | 0  | 0  | 2   | 0   | 0   | 0  | 3 | 21 | 0 | 10  | .397 |
| Florida (1)           |    |    |    |     |    |    |    |    |    |    |    |     |     |     |    |   |    |   |     |      |
| Florida (2)           |    |    |    |     |    |    |    |    |    |    |    |     |     |     |    |   |    |   |     |      |
| Florida (3)           |    |    |    |     |    |    |    |    |    |    |    |     |     |     |    |   |    |   |     |      |
| Eastern Kentucky      |    |    |    |     |    |    |    |    |    |    |    |     |     |     |    |   |    |   |     |      |
| Western Kentucky      |    |    |    |     |    |    |    |    |    |    |    |     |     |     |    |   |    |   |     |      |
| Dayton (1)            |    |    |    |     |    |    |    |    |    |    |    |     |     |     |    |   |    |   |     |      |
| Dayton (2)            |    |    |    |     |    |    |    |    |    |    |    |     |     |     |    |   |    |   |     |      |
| Alabama (1)           |    |    |    |     |    |    |    |    |    |    |    |     |     |     |    |   |    |   |     |      |
| Alabama (2)           |    |    |    |     |    |    |    |    |    |    |    |     |     |     |    |   |    |   |     |      |
| Alabama (3)           |    |    |    |     |    |    |    |    |    |    |    |     |     |     |    |   |    |   |     |      |
| Morehead State        |    |    |    |     |    |    |    |    |    |    |    |     |     |     |    |   |    |   |     |      |
| Tennessee (1)         |    |    |    |     |    |    |    |    |    |    |    |     |     |     |    |   |    |   |     |      |
| Tennessee (2)         |    |    |    |     |    |    |    |    |    |    |    |     |     |     |    |   |    |   |     |      |
| Tennessee (3)         |    |    |    |     |    |    |    |    |    |    |    |     |     |     |    |   |    |   |     |      |
| Louisville            |    |    |    |     |    |    |    |    |    |    |    |     |     |     |    |   |    |   |     |      |
| Georgia (1)           |    |    |    |     |    |    |    |    |    |    |    |     |     |     |    |   |    |   |     |      |
| Georgia (2)           |    |    |    |     |    |    |    |    |    |    |    |     |     |     |    |   |    |   |     |      |
| Georgia (3)           |    |    |    |     |    |    |    |    |    |    |    |     |     |     |    |   |    |   |     |      |
| Eastern Kentucky      |    |    |    |     |    |    |    |    |    |    |    |     |     |     |    |   |    |   |     |      |
| Auburn (1)            |    |    |    |     |    |    |    |    |    |    |    |     |     |     |    |   |    |   |     |      |
| Auburn (2)            |    |    |    |     |    |    |    |    |    |    |    |     |     |     |    |   |    |   |     |      |
| Auburn (3)            |    |    |    |     |    |    |    |    |    |    |    |     |     |     |    |   |    |   |     |      |
| Louisville            |    |    |    |     |    |    |    |    |    |    |    |     |     |     |    |   |    |   |     |      |
| LSU (1)               |    |    |    |     |    |    |    |    |    |    |    |     |     |     |    |   |    |   |     |      |
| LSU (2)               |    |    |    |     |    |    |    |    |    |    |    |     |     |     |    |   |    |   |     |      |
| LSU (3)               |    |    |    |     |    |    |    |    |    |    |    |     |     |     |    |   |    |   |     |      |
| Texas A&M (1)         |    |    |    |     |    |    |    |    |    |    |    |     |     |     |    |   |    |   |     |      |
| Texas A&M (2)         |    |    |    |     |    |    |    |    |    |    |    |     |     |     |    |   |    |   |     |      |
| Texas A&M (3)         |    |    |    |     |    |    |    |    |    |    |    |     |     |     |    |   |    |   |     |      |
| South Carolina (1)    |    |    |    |     |    |    |    |    |    |    |    |     |     |     |    |   |    |   |     |      |
| South Carolina (2)    |    |    |    |     |    |    |    |    |    |    |    |     |     |     |    |   |    |   |     |      |
| South Carolina (3)    |    |    |    |     |    |    |    |    |    |    |    |     |     |     |    |   |    |   |     |      |



## 2021 KENTUCKY SOFTBALL | WEEK 5 | AT FLORIDA

### 2021 HOME RUN TRACKER

| #   | Player               | Game# | Date   | Opp.                | Pitcher      | On-base | Inning | Outs | Count | Score | Final   |
|-----|----------------------|-------|--------|---------------------|--------------|---------|--------|------|-------|-------|---------|
| 1.  | Erin Coffel (1)      | 1     | Feb 12 | at Samford          | Barnett      | 0...    | 5      | 1    | 2-1   | 3-0   | W, 4-0  |
| 2.  | Miranda Stoddard (1) | 2     | Feb 12 | at Samford          | Gillespie    | ..2.    | 1      | 1    | 2-2   | 0-0   | W, 15-3 |
| 3.  | Mallory Peyton (1)   | 2     | Feb 12 | at Samford          | DeCelles     | 0...    | 1      | 1    | 0-0   | 3-0   | W, 15-3 |
| 4.  | Grace Baalman (1)    | 2     | Feb 12 | at Samford          | DeCelles     | .1..    | 1      | 2    | 1-0   | 4-0   | W, 15-3 |
| 5.  | Kayla Kowalik (1)    | 2     | Feb 12 | at Samford          | M. Robertson | .1..    | 1      | 2    | 0-2   | 6-0   | W, 15-3 |
| 6.  | Autumn Humes (1)     | 3     | Feb 13 | at Samford          | DeCelles     | .1..    | 4      | 0    | 2-1   | 7-8   | W, 12-9 |
| 7.  | Mallory Peyton (2)   | 3     | Feb 13 | at Samford          | DeCelles     | * 0...  | 5      | 0    | 1-2   | 11-8  | W, 12-9 |
| 8.  | Mallory Peyton (3)   | 4     | Feb 19 | at UNC Greensboro   | M. Scott     | .1..    | 5      | 2    | 2-0   | 3-0   | W, 7-2  |
| 9.  | Miranda Stoddard (2) | 4     | Feb 19 | at UNC Greensboro   | M. Scott     | 0...    | 5      | 2    | 0-1   | 5-0   | W, 7-2  |
| 10. | Rylea Smith (1)      | 4     | Feb 19 | at UNC Greensboro   | A. Rodriguez | 0...    | 6      | 1    | 1-0   | 6-0   | W, 7-2  |
| 11. | Renee Abernathy (1)  | 5     | Feb 19 | at UNC Greensboro   | H. Stiltner  | * 0...  | 2      | 0    | 1-1   | 0-0   | W, 14-4 |
| 12. | Autumn Humes (2)     | 5     | Feb 19 | at UNC Greensboro   | A. Varga     | ...3    | 2      | 2    | 2-2   | 5-0   | W, 14-4 |
| 13. | Erin Coffel (2)      | 5     | Feb 19 | at UNC Greensboro   | A. Varga     | .1..    | 3      | 1    | 0-0   | 9-3   | W, 14-4 |
| 14. | Renee Abernathy (2)  | 5     | Feb 19 | at UNC Greensboro   | A. Varga     | * 0...  | 4      | 0    | 0-0   | 11-3  | W, 14-4 |
| 15. | Kayla Kowalik (2)    | 6     | Feb 20 | vs NC Central       | BARR,J.      | .1..    | 5      | 0    | 1-2   | 8-1   | W, 20-1 |
| 16. | Erin Coffel (3)      | 6     | Feb 20 | vs NC Central       | BARR,J.      | 0...    | 5      | 0    | 0-0   | 10-1  | W, 20-1 |
| 17. | Renee Abernathy (3)  | 6     | Feb 20 | vs NC Central       | BARR,J.      | .1..    | 5      | 0    | 1-0   | 12-1  | W, 20-1 |
| 18. | Miranda Stoddard (3) | 7     | Feb 20 | at CAMPBELL         | HOWALD, K    | ...3    | 7      | 1    | 2-2   | 4-1   | W, 11-3 |
| 19. | Grace Baalman (2)    | 7     | Feb 20 | at CAMPBELL         | HOWALD, K    | 0...    | 7      | 1    | 2-1   | 8-1   | W, 11-3 |
| 20. | Grace Baalman (3)    | 8     | Feb 21 | vs NC Central       | HURLEY,K.    | ..3.    | 4      | 1    | 0-0   | 8-0   | W, 14-0 |
| 21. | Kayla Kowalik (3)    | 8     | Feb 21 | vs NC Central       | HURLEY,K.    | ..2.    | 4      | 2    | 0-0   | 11-0  | W, 14-0 |
| 22. | Kayla Kowalik (4)    | 9     | Feb 21 | vs Mt. St. Mary's   | NEUHART      | ..2.    | 2      | 2    | 0-1   | 0-0   | W, 10-0 |
| 23. | Erin Coffel (4)      | 9     | Feb 21 | vs Mt. St. Mary's   | BOWMAN       | .1..    | 4      | 0    | 0-1   | 5-0   | W, 10-0 |
| 24. | Erin Coffel (5)      | 10    | Feb 26 | vs. NM State        | De La Torre  | ..2.    | 2      | 2    | 0-0   | 2-0   | W, 11-1 |
| 25. | Erin Coffel (6)      | 10    | Feb 26 | vs. NM State        | Rivas, C.    | ..2.    | 4      | 2    | 1-0   | 5-0   | W, 11-1 |
| 26. | Erin Coffel (7)      | 11    | Feb 26 | vs. Florida Int'l   | LINNEMAN, B  | .1..    | 3      | 1    | 0-1   | 0-0   | W, 6-5  |
| 27. | Miranda Stoddard (4) | 11    | Feb 26 | vs. Florida Int'l   | LINNEMAN, B  | * 0...  | 5      | 0    | 0-0   | 2-3   | W, 6-5  |
| 28. | Miranda Stoddard (5) | 13    | Feb 27 | vs .NM State        | Faapito, M.  | * 0...  | 2      | 0    | 1-2   | 1-0   | W, 10-1 |
| 29. | Kayla Kowalik (5)    | 13    | Feb 27 | vs. NM State        | Patane, L.   | .1..    | 5      | 2    | 2-2   | 8-1   | W, 10-1 |
| 30. | Erin Coffel (8)      | 14    | Feb 28 | vs. Stetson         | HOBBS        | .1..    | 4      | 0    | 1-0   | 13-0  | W, 15-0 |
| 31. | Erin Coffel (9)      | 15    | Mar 04 | vs Pitt             | B. Miller    | .1..    | 1      | 0    | 1-1   | 0-0   | W, 8-1  |
| 32. | Autumn Humes (3)     | 15    | Mar 04 | vs Pitt             | D. Drogemull | * 0...  | 7      | 0    | 1-2   | 7-1   | W, 8-1  |
| 33. | Autumn Humes (4)     | 17    | Mar. 5 | vs Illinois State   | Day, M.      | .1..    | 6      | 2    | 1-1   | 2-3   | W, 5-4  |
| 34. | Mallory Peyton (4)   | 18    | Mar. 7 | vs Coastal Carolina | BeasleyPolko | .1..    | 1      | 2    | 1-2   | 0-2   | W, 12-3 |
| 35. | Mallory Peyton (5)   | 18    | Mar. 7 | vs Coastal Carolina | BeasleyPolko | ..2.    | 3      | 1    | 1-0   | 2-3   | W, 12-3 |

|             |              |              |                    |                               |
|-------------|--------------|--------------|--------------------|-------------------------------|
| <b>Solo</b> | <b>2-Run</b> | <b>3-Run</b> | <b>Grand Slams</b> | <b>Total Runs from Homers</b> |
| 12          | 14           | 7            | 2                  | 69                            |



# RACHEL LAWSON

## HEAD COACH - 14TH SEASON - ALL-TIME WINNINGEST HEAD COACH AT UK

When Rachel Lawson was named head coach of the University of Kentucky softball team in July 2007 she saw a program poised for success. She knew athletics director Mitch Barnhart and the rest of UK's administration would give her unwavering support, and most importantly she knew the Big Blue Nation would provide the home-field advantage necessary for her team to compete in the Southeastern Conference.

Entering her 14th season as UK's head coach in 2021, Lawson's vision for the UK softball program has become a realization. The winningest head coach in program history has not only lead UK to its first-ever appearance in the Women's College World Series, seven NCAA Super Regionals the last nine seasons, including a program-best 50 wins in 2014, but UK's administration come through on their promise and commitment to softball by providing Lawson with one of the nation's greatest collegiate softball facilities in the \$9.5 million John Cropp Stadium.

She became the first coach in program history to eclipse 400 wins at Kentucky against Utah on Feb. 15 in a 13-2 win over Utah at the inaugural ESPN St. Pete/Clearwater Elite Invitational Presented by Wilson.

In 2014, Lawson guided Kentucky to the Women's College World Series behind 50 wins. The Wildcats also set single-season records in at-bats, runs scored, doubles, home runs, RBI, total bases, walks, fielding percentage, putouts, lowest ERA and strikeouts. UK, which advanced to the program's first SEC Tournament Championship, started the season with a program-best 12 straight wins.

Six of the last seven full seasons, Lawson has led the Wildcats to a national seed in the NCAA Tournament. The school's first-ever national seed was in 2013 - and UK hosted an NCAA Regional for the first time ever. Kentucky, which has made the NCAA Tournament each of the last 11 seasons, is one of just 18 schools nationally to claim that honor.

In 2019, Kentucky had one of its best offensive seasons ever - setting the school record for runs scored, batting average, on-base percentage, slugging and trying the program best with 71 home runs. Abbey Cheek was named the 2019 SEC Player of the Year, becoming the first player under Lawson to win a conference Player of the Year honor. Additionally, UK made its third-straight NCAA Super Regional and swept its way through the Lexington Regional for a third-straight season.

She guided the Wildcats to a run-rule sweep of the 2018 NCAA Lexington Regional, as the Wildcats became just the third team in NCAA history to run rule all three games of a regional. Kentucky beat Illinois-Chicago 10-1 in the opening round, shutout Notre Dame 10-0 in the 1-0 game and then ended the weekend with a 9-1 win over the Fighting Irish to book UK's sixth ticket to the NCAA Super Regionals.

Lawson helped guide Kentucky to its best regular season in program history in 2016, winning 43 games in the regular season, ending with a No. 9 national seed in the NCAA Tournament, a new program best. The Wildcats earned the right to host the NCAA Tournament for the third time in the last four seasons at John Cropp Stadium in Lexington. Lawson was named the 2016 SEC Coach of the Year, and joined Kelsey Nunley (SEC Pitcher of the Year) as the first two Kentucky winners of those awards.

The 2016 team finished with some of the best pitching numbers in program history, setting school records in the circle for lowest team ERA (1.71), lowest opponent batting average (.191), fewest runs allowed (130), fewest earned runs allowed (98), fewest hits allowed (280) and fewest doubles allowed (44)

Lawson has won 524 career games at the head of the dugout and has coached four National Fastpitch Coaches Association All-Americans in the last 10 years. Abbey Cheek became the first unanimous All-American in program history in 2019 after the most prolific offensive season in Kentucky annals. In 2016, senior pitcher Kelsey Nunley became the second All-American in program history (Molly Johnson, 2nd Team), and the first to be named to the First Team. That was followed by Katie Reed in the 2018 season, who was named to the third team.



Now sitting at 524-360 in her 12 seasons at Kentucky, Lawson is the winningest head coach in school history and already has more wins in SEC play than UK had all told as a program when she took over in 2007. UK finished the 2014 season ranked sixth in both national listings for its best final ranking ever. In 2013, Kentucky was ranked in the top 14 of both collegiate softball rankings for the second time in school history with nine wins over ranked teams. In her 12 seasons at Kentucky, Lawson has defeated over 100 ranked foes, including 53 wins vs. top-10 teams and 29 against top-five teams.

Lawson's 2013 squad set the stage for the 2014 run to the Women's College World Series, setting several school records, including a then-program record 41 wins. All told, Lawson has directed the Wildcats to 30 or more victories in 11-straight seasons, which also resonates as a program record. In her 12 years with Kentucky, Lawson has helped UK players earn 50 All-SEC honors and 29 SEC Player of the Week honors.

Lawson's impact on the UK program is obvious, but her ability to develop players sometimes gets overshadowed by her impressive credentials in handling the day-to-day running of a program. Lawson, who serves as the pitching coach for the Wildcats, has guided three different pitchers to throw no-hitters against top-25 teams in just the last seven seasons alone. In all, UK has 17 career no-hitters - all of which have come under Lawson's tenure - including two perfect games.

Kentucky's 2012 season was highlighted by an impressive second-half surge with upsets of 12 ranked opponents, a then Lawson-best fifth place finish in SEC action, a program-record six captured conference series and a senior class who became the first class in school history to tally a .500 record or better in each of their four seasons of play.

In 2011, Lawson directed the Wildcats to their first NCAA Super Regional appearance and finished the season ranked No.12 in the country. The 2011 team earned a 40-16 overall record to set a new single-season standard for wins in a season before Lawson's 2013 team posted 41. UK appeared in the national rankings for a school-record 14 consecutive weeks, defeated 12 top-25 ranked opponents, captured five SEC series and became a national story with a dramatic postseason run which included a seventh-inning rally





# RACHEL LAWSON, CONT.

to knock off the nation's No. 2 team in Michigan in Ann Arbor to advance to Super Regionals.

The 2011 Wildcats shattered 12 single-season UK records, including home runs (65), RBI (275) and batting average (.275). Individually, the Wildcats had a school-record five players earn National Fastpitch Coaches Association All-Region honors in Meagan Aull, Cervantes, Kara Dill, Riley and Megan Yocke. Following the end of the impressive 2011 season, Lawson was rewarded with a five-year contract extension keeping her at the helm of the Wildcat program through 2016. That contract has been extended several times since, including June of 2014, which keeps Lawson in UK blue through the 2020 season.

Lawson became just the third head coach in the history of the Kentucky softball program after spending three seasons at Western Kentucky. She also served as an assistant coach at Maryland from 1996-2002 and was the associate head coach of the Philadelphia Force professional team in 2006.

Lawson tallied a record of 92-84 (.523) during her tenure with the Hilltoppers. In her first season at WKU, she led the Toppers to a spot in the Sun Belt Conference Tournament championship game. Picked to finish last in the preseason poll, WKU tied for second in the conference standings after setting a school record with 12 Sun Belt victories. The Billings, Mont., native led WKU to a 33-24 record in 2005 and reached the 30-win plateau again in 2007.

Lawson and the Hilltoppers battled nine NCAA Regional participants in 2006, including four teams ranked in the top 25, while finishing third in the Sun Belt regular-season play. She guided the squad to wins over perennial powers Long Beach State, South Florida, Mississippi Valley, as well as No. 13 Louisiana-Lafayette and No. 21 Louisville. In fact, then-freshman pitcher Ryan Rogge tossed the school's third no hitter against the Ragin' Cajuns in WKU's 8-0 victory.

The win handed UL its first run-rule defeat in an SBC contest. Three Hilltoppers - Lathrop, Rolfs and Rogge - each earned SBC Player- and Pitcher-of-the-Week honors throughout the season, as Rolfs and outfielder Alana Towns notched all-conference honors.

Lawson was a two-time all-conference player at Massachusetts, where she was part of a program that advanced to the 1992 Women's College World Series, and has seven years experience as an assistant coach at Maryland.

During her four-year career at UMass, Lawson helped the Minutewomen post a combined record of 142-68 (67.6 percent) including a 39-3 (92.9 percent) Atlantic 10 mark. In addition to the 1992 WCWS appearance, she was a part of squads that also advanced to the NCAA Tournament her freshman season, won three A-10 Tournament titles and claimed the league regular-season championship four straight years.

Lawson was honored individually for her accomplishments on and off the field. She was both an All-Conference and All-Atlantic 10 Tournament performer in 1992 and 1994, and was also named to the A-10 Academic all-conference squad following each of her final two seasons.

Lawson joined the Maryland staff in 1996 and helped the Terrapins post six winning seasons in her seven years in College Park. Her responsibilities included recruiting, scheduling, organizing practice and travel, as well as running camps and clinics. In 1999, Lawson and company were selected the National Fastpitch Coaches Association Mid-Atlantic Coaching Staff of the Year after leading the Terrapins to a 51-23 record, their first ACC regular-season title and the championship game of the NCAA Region II Tournament.

During her time at Maryland, Lawson helped eight individuals earn NFCA all-region accolades -- with an All-America honoree in 1999 -- and nine players collected all-conference honors.

A 1994 graduate of Massachusetts with a degree in exercise science, Lawson also earned her master's degree in sports management from UMass in 1998. She is the daughter of Elaine and Gerald Lawson and has 11 siblings.

| Before Lawson | Kentucky                         | During Lawson |
|---------------|----------------------------------|---------------|
| 11            | Seasons                          | 14            |
| 1             | Winning Seasons                  | 12            |
| 242 (.373)    | Wins. (Pct.)                     | 471 (.643)    |
| 64            | SEC Wins                         | 142           |
| 11            | Wins vs. Top 25                  | 107           |
| 0             | NCAA Tournaments                 | 11            |
| 0             | Super Regionals                  | 7             |
| 0             | WCWS                             | 1             |
| 4             | All-SEC Honors                   | 50            |
| 94            | SEC Academic Honor Roll Honorees | 171           |

## LAWSON YEAR-BY-YEAR AS HEAD COACH

| Year         | Team                          | Overall Record | Conference Record |
|--------------|-------------------------------|----------------|-------------------|
| 2005         | Western Kentucky              | 33-24          | 11-8              |
| 2006         | Western Kentucky              | 29-28          | 8-7               |
| 2007         | Western Kentucky              | 30-32          | 11-13             |
| 2008         | Kentucky                      | 17-37          | 3-25              |
| 2009         | Kentucky                      | 34-23          | 13-14             |
| 2010         | Kentucky                      | 32-27          | 13-15             |
| 2011         | Kentucky                      | 40-16          | 14-9              |
| 2012         | Kentucky                      | 30-30          | 15-13             |
| 2013         | Kentucky                      | 41-21          | 13-11             |
| 2014         | Kentucky                      | 50-19          | 13-11             |
| 2015         | Kentucky                      | 32-26          | 5-19              |
| 2016         | Kentucky                      | 46-14          | 17-7              |
| 2017         | Kentucky                      | 39-19          | 12-12             |
| 2018         | Kentucky                      | 35-21          | 8-15              |
| 2019         | Kentucky                      | 36-24          | 14-10             |
| 2020         | Kentucky                      | 20-4           | 2-1 (COVID-19)    |
| 2021         | Kentucky                      | 19-0           | 0-0               |
| <b>Total</b> | <b>17 Seasons</b>             | <b>563-364</b> | <b>211-190</b>    |
|              | <b>At Kentucky (14 years)</b> | <b>471-279</b> | <b>142-162</b>    |
|              | <b>At WKU</b>                 | <b>92-84</b>   | <b>30-31</b>      |

**2008-Present:** Kentucky, Head Coach  
**2005-07:** Western Kentucky, Head Coach  
**1996-2002:** Assistant Coach, Maryland



# LAWSON VS. ALL OPPONENTS

| Team                | Total | At UK | At WKU | Team                 | Total          | At UK          | At WKU       |
|---------------------|-------|-------|--------|----------------------|----------------|----------------|--------------|
| Akron               | 1-1   | --    | 1-1    | Missouri-Kansas City | 1-0            | 1-0            | --           |
| Alabama             | 8-21  | 8-20  | 0-1    | Mt. St. Mary's (MD)  | 1-0            | --             | 1-0          |
| Albany              | 1-0   | 1-0   | --     | Morehead State       | 6-0            | 6-0            | --           |
| Arizona             | 1-0   | 1-0   | --     | Murray State         | 4-0            | 4-0            | --           |
| Arizona State       | 2-5   | 2-5   | --     | New Mexico           | 1-0            | 1-0            | --           |
| Arkansas            | 17-13 | 16-13 | 1-0    | New Mexico St.       | 6-4            | 3-2            | 3-2          |
| Auburn              | 11-20 | 11-20 | --     | Nicholls State       | 1-0            | 1-0            | --           |
| Austin Peay         | 10-1  | 4-0   | 6-1    | North Carolina       | 2-0            | 2-0            | --           |
| Ball State          | 1-0   | 1-0   | --     | N.C. Central         | 2-0            | --             | 2-0          |
| Baylor              | 0-1   | 0-1   | --     | N.C. State           | 3-2            | 2-1            | 1-1          |
| Belmont             | 4-0   | --    | 4-0    | North Dakota State   | 2-0            | 2-0            | --           |
| Bethune-Cookman     | 1-0   | 1-0   | --     | Northern Kentucky    | 3-0            | 3-0            | --           |
| Boise State         | 1-0   | 1-0   | --     | North Florida        | 2-0            | 2-0            | --           |
| Bradley             | 1-1   | 1-0   | 0-1    | Northern Illinois    | 2-0            | 2-0            | --           |
| Brigham Young       | 1-1   | 1-1   | --     | North Texas          | 9-4            | --             | 9-4          |
| Buffalo             | 0-1   | --    | 0-1    | Northwestern         | 1-0            | 1-0            | --           |
| Butler              | 2-0   | 2-0   | --     | Notre Dame           | 5-0            | 5-0            | --           |
| California          | 4-4   | 4-4   | --     | Ohio                 | 9-1            | 8-0            | 1-0          |
| Cal State Fullerton | 3-0   | 3-0   | --     | Ohio State           | 3-3            | 2-3            | --           |
| Cal Poly            | 1-0   | 1-0   | --     | Oklahoma             | 1-3            | 1-3            | --           |
| Canisius            | 1-0   | 1-0   | --     | Oklahoma State       | 0-1            | 0-1            | --           |
| Campbell            | 1-0   | --    | 1-0    | Ole Miss             | 18-9           | 18-9           | --           |
| Centenary           | 1-0   | 1-0   | --     | Oregon               | 4-5            | 4-5            | --           |
| Central Florida     | 2-2   | 2-2   | --     | Oregon State         | 2-1            | 2-1            | --           |
| Central Michigan    | 1-0   | 1-0   | --     | Penn State           | 2-0            | 2-0            | --           |
| Coastal Carolina    | 1-0   | 0-0   | --     | Pacific              | 1-0            | 1-0            | --           |
| Colorado State      | 1-1   | 1-0   | 0-1    | Pittsburgh           | 3-2            | 3-2            | --           |
| Connecticut         | 2-1   | 2-1   | --     | Portland State       | 0-1            | 0-1            | --           |
| Dayton              | 2-0   | 2-0   | --     | Purdue               | 2-1            | 2-0            | 0-1          |
| DePaul              | 5-2   | 5-2   | --     | Radford              | 1-0            | 1-0            | --           |
| Detroit Mercy       | 2-0   | 2-0   | --     | Sam Houston State    | 1-0            | 1-0            | --           |
| Drexel              | 1-0   | 1-0   | --     | Santa Clara          | 1-0            | 1-0            | --           |
| Duke                | 1-0   | --    | 1-0    | San Diego            | 1-0            | 1-0            | --           |
| Eastern Illinois    | 2-0   | 2-0   | --     | San Diego State      | 6-1            | 5-1            | 1-0          |
| Eastern Kentucky    | 15-2  | 13-0  | 2-2    | Samford              | 4-0            | 4-0            | --           |
| Eastern Michigan    | 0-1   | --    | 0-1    | SE Missouri St.      | 4-0            | 2-0            | 2-0          |
| Evansville          | 4-1   | 3-0   | 1-1    | South Alabama        | 2-1            | --             | 2-1          |
| Fairfield           | 1-0   | 1-0   | --     | South Carolina       | 22-10          | --             | --           |
| Florida             | 8-20  | 8-20  | --     | South Dakota         | 1-0            | 1-0            | --           |
| Florida A&M         | 4-0   | 4-0   | --     | South Florida        | 3-2            | 1-0            | 2-2          |
| Florida Atlantic    | 9-3   | 9-0   | 0-3    | Southern Illinois    | 4-0            | 4-0            | --           |
| Florida Int.        | 9-5   | 3-0   | 6-5    | SIUE                 | 2-0            | 2-0            | --           |
| Florida State       | 2-2   | 2-2   | --     | Stanford             | 1-1            | 1-1            | --           |
| Georgetown          | 1-0   | 1-0   | --     | Stephen F. Austin    | 2-0            | 2-0            | --           |
| Georgia             | 6-27  | 6-24  | 0-3    | Stetson              | 4-0            | 4-0            | --           |
| Georgia State       | 0-1   | 0-1   | --     | St. Francis (Pa.)    | 1-0            | 1-0            | --           |
| Georgia Southern    | 4-1   | 4-1   | --     | St. John's           | 1-0            | --             | 1-0          |
| Georgia Tech        | 1-2   | 1-2   | --     | St. Louis            | 1-0            | 1-0            | --           |
| George Washington   | 1-0   | 1-0   | --     | Syracuse             | 1-0            | 1-0            | --           |
| Harvard             | 1-0   | 1-0   | --     | Tennessee            | 8-23           | 8-21           | 0-2          |
| Hawaii              | 1-2   | 1-2   | --     | Tennessee-Chatt.     | 4-1            | 3-1            | 1-0          |
| Hofstra             | 1-0   | 1-0   | --     | Tennessee-Martin     | 2-1            | 1-0            | 1-1          |
| Houston             | 1-1   | 1-1   | --     | Tennessee State      | 5-1            | --             | 5-1          |
| Howard              | 1-0   | 1-0   | --     | Tennessee Tech       | 4-0            | 4-0            | --           |
| Illinois            | 4-1   | 4-1   | --     | Texas                | 2-1            | 2-1            | --           |
| Illinois-Chicago    | 2-0   | 1-0   | --     | Texas A&M            | 8-7            | 8-7            | --           |
| Illinois State      | 3-3   | 2-0   | 1-3    | Texas A&M-CC         | 0-1            | 0-1            | --           |
| Indiana             | 8-3   | 6-2   | 2-1    | Texas State          | 1-0            | 1-0            | --           |
| Indiana State       | 0-1   | --    | 0-1    | Texas Tech           | 1-2            | 1-2            | --           |
| Iowa                | 0-1   | 0-1   | --     | Toledo               | 3-0            | 3-0            | --           |
| IPFW                | 1-0   | 1-0   | --     | Troy                 | 2-6            | --             | 2-6          |
| IUPUI               | 2-1   | 1-0   | 1-1    | UAB                  | 0-2            | 0-2            | --           |
| Jacksonville        | 2-0   | --    | 2-0    | UC Davis             | 2-0            | 2-0            | --           |
| Jacksonville State  | 2-0   | 2-0   | --     | UC Riverside         | 1-0            | 1-0            | --           |
| James Madison       | 2-1   | 2-0   | 0-1    | UCLA                 | 3-7            | 3-7            | --           |
| Kansas              | 2-1   | 2-1   | --     | UNC-Wilmington       | 0-1            | --             | 0-1          |
| Kent State          | 5-1   | 5-1   | --     | UNC-Charlotte        | 0-1            | 0-1            | --           |
| Kentucky            | 2-4   | --    | 2-4    | UNC-Greensboro       | 2-0            | --             | 2-0          |
| Kennesaw State      | 0-1   | 0-1   | --     | UNLV                 | 1-0            | 1-0            | --           |
| La.-Lafayette       | 4-12  | 1-2   | 3-10   | USC Upstate          | 1-0            | 1-0            | --           |
| La.-Monroe          | 3-0   | --    | 3-0    | Utah                 | 3-2            | 3-2            | --           |
| Lehigh              | 1-0   | 1-0   | --     | Valparaiso           | 1-0            | 1-0            | --           |
| Louisiana Tech      | 2-0   | 2-0   | --     | Virginia             | 1-1            | --             | 1-1          |
| Liberty             | 2-0   | 2-0   | --     | Virginia Tech        | 4-3            | 4-2            | 0-1          |
| Lipscomb            | 6-3   | 2-1   | 4-2    | Wagner Coll.         | 1-0            | --             | 1-0          |
| Long Beach St.      | 4-1   | 3-1   | 1-0    | Washington           | 1-4            | 1-3            | 0-1          |
| LIU-Brooklyn        | 2-0   | 2-0   | --     | Western Carolina     | 1-0            | 1-0            | --           |
| Louisville          | 10-16 | 8-13  | 2-3    | Western Illinois     | 1-1            | 0-1            | 1-0          |
| LSU                 | 14-20 | 14-18 | 0-2    | Western Kentucky     | 9-1            | 9-1            | --           |
| Loyola Marymount    | 3-0   | 2-0   | 1-0    | Western Michigan     | 4-0            | 4-0            | --           |
| Loyola-Chicago      | 1-0   | 1-0   | --     | Wichita State        | 1-1            | 1-1            | --           |
| Marshall            | 9-0   | 9-0   | --     | Winthrop             | 2-3            | 1-0            | 1-3          |
| Maryland            | 2-1   | 2-1   | --     | Wright State         | 6-0            | 3-0            | 3-0          |
| Memphis             | 2-1   | 2-1   | --     | <b>Totals</b>        | <b>563-364</b> | <b>471-279</b> | <b>92-84</b> |
| Miami (Ohio)        | 5-1   | 5-0   | 0-1    |                      |                |                |              |
| Michigan            | 3-6   | 3-5   | 0-1    |                      |                |                |              |
| Michigan State      | 1-1   | --    | 1-1    |                      |                |                |              |
| Middle Tenn. St.    | 14-3  | 6-0   | 8-3    |                      |                |                |              |
| Minnesota           | 2-1   | 2-1   | --     |                      |                |                |              |
| Missouri            | 8-7   | 8-7   | --     |                      |                |                |              |
| Mississippi St.     | 21-10 | 21-9  | 0-1    |                      |                |                |              |
| MS Valley State     | 3-0   | 1-0   | 2-0    |                      |                |                |              |

# CAREER RECORDS

## Games Played

|                       |     |             |
|-----------------------|-----|-------------|
| 1. Leslie Kwiatkowski | 254 | (1998-2001) |
| 2. Tiffany Kruse      | 252 | (1998-2001) |
| 3. Griffin Joiner     | 249 | (2012-2015) |
| Christian Stokes      | 249 | (2013-2016) |
| 5. Sylver Samuel      | 244 | (2013-2016) |
| 6. Nikki Sagermann    | 242 | (2013-2016) |
| 7. Andy Eilertson     | 239 | (1999-2002) |
| 8. Lauren Cumbess     | 236 | (2011-2014) |
| Maisie Steed          | 236 | (2013-2016) |
| 10. Emily Jolly       | 235 | (2011-2014) |

## HITTING

### Hits

|                       |     |             |
|-----------------------|-----|-------------|
| 1. Leslie Kwiatkowski | 285 | (1998-2001) |
| 2. Nikki Jones        | 268 | (2000-2003) |
| 3. Molly Johnson      | 264 | (2007-2010) |
| 4. Katie Reed         | 256 | (2016-2019) |
| 5. Lyndsey Angus      | 239 | (2000-2003) |
| 6. Abbey Cheek        | 228 | (2016-2019) |
| 7. Tiffany Kruse      | 224 | (1998-2001) |
| Natalie Smith         | 224 | (2007-2010) |
| 9. Griffin Joiner     | 212 | (2012-2015) |
| 10. Meagan Aull       | 211 | (2008-2011) |

### Runs Batted In

|                          |            |                    |
|--------------------------|------------|--------------------|
| 1. Abbey Cheek           | 202        | (2016-2019)        |
| 2. Alex Martens          | 181        | (2017-2020)        |
| 3. Brittany Cervantes    | 161        | (2009-2012)        |
| 4. Griffin Joiner        | 143        | (2012-2015)        |
| 5. Leslie Kwiatkowski    | 137        | (1998-2001)        |
| 6. Molly Johnson         | 135        | (2007-2010)        |
| <b>7. Mallory Peyton</b> | <b>128</b> | <b>(2018-2021)</b> |
| 8. Jenny Schaper         | 122        | (2016-2019)        |
| 9. Nikki Sagermann       | 121        | (2013-2016)        |
| 10. Katie Reed           | 118        | (2016-2019)        |
| Lauren Cumbess           | 118        | (2011-2014)        |
| Tiffany Kruse            | 118        | (1998-2001)        |

### Batting Average (min. 200 at bats)

|                       |      |              |
|-----------------------|------|--------------|
| 1. Molly Johnson      | .389 | (2007-2010)  |
| 2. Nikki Jones        | .365 | (2000-2003)  |
| 3. Lyndsey Angus      | .360 | (2000-2003)  |
| 4. Leslie Kwiatkowski | .351 | (1998-2001)  |
| 5. Katie Reed         | .345 | (2016-2019)  |
| Abbey Cheek           | .345 | (2016-2019)  |
| 7. Alex Martens       | .323 | (2017-2020)  |
| 8. Kara Dill          | .330 | (2010-2013)  |
| 9. Natalie Smith      | .329 | (2007-2010)  |
| 10. Abbey Cheek       | .324 | (2016-Pres.) |

### Doubles

|                       |    |             |
|-----------------------|----|-------------|
| 1. Molly Johnson      | 56 | (2007-2010) |
| 2. Leslie Kwiatkowski | 47 | (1998-2001) |
| 3. Lyndsey Angus      | 44 | (2000-2003) |
| 4. Brittany Cervantes | 42 | (2009-2012) |
| Tiffany Kruse         | 42 | (1998-2001) |
| Griffin Joiner        | 42 | (2012-2015) |
| 7. Katie Reed         | 41 | (2016-2019) |
| Alex Martens          | 41 | (2017-2020) |
| 9. Angie Del Pozzo    | 38 | (1999-2002) |
| 10. Lauren Cumbess    | 37 | (2011-2014) |

### Triples

|                       |    |             |
|-----------------------|----|-------------|
| 1. Leslie Kwiatkowski | 20 | (1998-2001) |
|-----------------------|----|-------------|

|                         |           |                     |
|-------------------------|-----------|---------------------|
| 2. Tiffany Kruse        | 18        | (1998-2001)         |
| <b>3. Kayla Kowalik</b> | <b>16</b> | <b>(2019-Pres.)</b> |
| 4. Nikki Jones          | 12        | (2000-2003)         |
| 5. Meghan Cooper        | 10        | (2002-2006)         |
| Angie Del Pozzo         | 10        | (1999-2002)         |
| Molly Johnson           | 10        | (2007-2010)         |
| Megan Yocke             | 10        | (2008-2011)         |
| 9. Kara Dill            | 9         | (2010-2013)         |
| Jessica Nance           | 9         | (2002-2005)         |
| Natalie Smith           | 9         | (2007-2010)         |

### Walks

|                       |     |             |
|-----------------------|-----|-------------|
| 1. Griffin Joiner     | 131 | (2012-2015) |
| 2. Megan Yocke        | 122 | (2008-2011) |
| Nikki Sagermann       | 122 | (2013-2016) |
| 4. Brittany Cervantes | 118 | (2009-2012) |
| 5. Abbey Cheek        | 116 | (2016-2019) |
| 6. Lyndsey Angus      | 98  | (2000-2003) |
| 7. Destinee Mordecai  | 89  | (2007-2010) |
| 8. Maisie Steed       | 84  | (2013-2016) |
| 9. Brooke Marnitz     | 77  | (2004-2007) |
| 10. Alex Martens      | 75  | (2017-2020) |

### At-Bats

|                       |     |             |
|-----------------------|-----|-------------|
| 1. Leslie Kwiatkowski | 811 | (1998-2001) |
| 2. Tiffany Kruse      | 764 | (1998-2001) |
| 3. Katie Reed         | 741 | (2016-2019) |
| 4. Nikki Jones        | 734 | (2000-2003) |
| 5. Griffin Joiner     | 700 | (2012-2015) |
| 6. Meagan Aull        | 691 | (2008-2011) |
| 7. Natalie Smith      | 681 | (2007-2010) |
| 8. Molly Johnson      | 678 | (2007-2010) |
| 9. Christian Stokes   | 676 | (2013-2016) |
| 10. Angie Del Pozzo   | 664 | (1999-2002) |
| Andy Eilertson        | 664 | (1999-2002) |

### Runs Scored

|                       |     |             |
|-----------------------|-----|-------------|
| 1. Abbey Cheek        | 173 | (2016-2019) |
| 2. Molly Johnson      | 161 | (2007-2010) |
| 3. Katie Reed         | 148 | (2016-2019) |
| 4. Leslie Kwiatkowski | 145 | (1998-2001) |
| 5. Brittany Cervantes | 139 | (2009-2012) |
| 6. Nikki Jones        | 138 | (2000-2003) |
| 7. Lyndsey Angus      | 136 | (2000-2003) |
| Megan Yocke           | 136 | (2008-2011) |
| 9. Christian Stokes   | 125 | (2013-2016) |
| 10. Kara Dill         | 119 | (2010-2013) |
| Sylver Samuel         | 119 | (2013-2016) |

### Home Runs

|                          |           |                     |
|--------------------------|-----------|---------------------|
| 1. Abbey Cheek           | 61        | (2016-2019)         |
| 2. Brittany Cervantes    | 48        | (2009-2012)         |
| <b>3. Mallory Peyton</b> | <b>36</b> | <b>(2018-Pres.)</b> |
| 4. Griffin Joiner        | 35        | (2012-2015)         |
| Molly Johnson            | 35        | (2007-2010)         |
| 6. Nikki Sagermann       | 34        | (2013-2016)         |
| Alex Martens             | 34        | (2017-2020)         |
| 8. Brooke Marnitz        | 31        | (2004-2007)         |
| 9. Katie Campbell        | 30        | (2004-2007)         |
| 10. Jenny Schaper        | 28        | (2016-2019)         |

### Slugging Pct. (min. 200 at bats)

|                  |      |             |
|------------------|------|-------------|
| 1. Abbey Cheek   | .678 | (2016-2019) |
| 2. Molly Johnson | .656 | (2007-2010) |
| 3. Alex Martens  | .583 | (2017-2020) |

|                       |      |              |
|-----------------------|------|--------------|
| 4. Brittany Cervantes | .577 | (2009-2012)  |
| 5. Brooke Marnitz     | .575 | (2004-2007)  |
| 6. Nikki Sagermann    | .523 | (2013-Pres.) |
| 7. Griffin Joiner     | .519 | (2012-2015)  |
| 8. Leslie Kwiatkowski | .518 | (1998-2001)  |
| Megan Yocke           | .518 | (2008-2011)  |
| 10. Lyndsey Angus     | .510 | (2000-2003)  |

### Total Bases

|                       |     |             |
|-----------------------|-----|-------------|
| 1. Abbey Cheek        | 454 | (2016-2019) |
| 2. Molly Johnson      | 445 | (2007-2010) |
| 3. Leslie Kwiatkowski | 420 | (1998-2001) |
| 4. Brittany Cervantes | 370 | (2009-2012) |
| 5. Katie Reed         | 367 | (2016-2019) |
| 6. Griffin Joiner     | 363 | (2012-2015) |
| 7. Alex Martens       | 341 | (2017-2020) |
| 8. Lyndsey Angus      | 338 | (2000-2003) |
| 9. Tiffany Kruse      | 323 | (1998-2001) |
| 10. Megan Yocke       | 322 | (2008-2011) |

### Stolen Bases

|                       |    |             |
|-----------------------|----|-------------|
| 1. Sylver Samuel      | 84 | (2013-2016) |
| 2. Leslie Kwiatkowski | 82 | (1998-2001) |
| 3. Meagan Aull        | 71 | (2008-2011) |
| 4. Beth Fogel         | 70 | (1999-2002) |
| 5. Molly Johnson      | 66 | (2007-2010) |
| 6. Jessica Nance      | 64 | (2002-2005) |
| 7. Kara Dill          | 57 | (2010-2013) |
| Katie Reed            | 57 | (2016-2019) |
| 9. Bailey Vick        | 45 | (2017-2020) |
| 10. Erin Rethlake     | 38 | (2015-2018) |

## FIELDING

### Fielding Pct. (min. 100 chances)

|                   |      |             |
|-------------------|------|-------------|
| 1. Jenny Schaper  | .992 | (2016-2019) |
| Griffin Joiner    | .992 | (2012-2015) |
| Megan Yocke       | .992 | (2008-2011) |
| 4. Lauren Cumbess | .985 | (2011-2014) |
| Jamie Dardis      | .985 | (2000-2002) |
| 6. Maisie Steed   | .984 | (2013-2016) |
| 7. Sam. DeMartine | .983 | (2008-2011) |





# CAREER RECORDS

|                 |      |             |
|-----------------|------|-------------|
| 8. Lorie Horner | .982 | (1997-2098) |
| Katie Campbell  | .982 | (2004-2007) |
| 10. Alli Eckman | .981 | (2005-2007) |

### Putouts

|                   |       |             |
|-------------------|-------|-------------|
| 1. Griffin Joiner | 1,557 | (2012-2015) |
| 2. Jenny Schaper  | 1,260 | (2016-2019) |
| 3. Megan Yocke    | 1,203 | (2008-2011) |
| 4. Megan Glenn    | 1,117 | (2003-2006) |
| 5. Maisie Steed   | 1,051 | (2013-2016) |
| 6. Sam. DeMartine | 1,041 | (2008-2011) |
| 7. Andy Eilertson | 1,038 | (1999-2002) |
| 8. Lauren Cumbess | 931   | (2011-2014) |
| 9. Katie Campbell | 664   | (2004-2007) |
| 10. Lyndsey Angus | 662   | (2000-2003) |

### Assists

|                        |     |             |
|------------------------|-----|-------------|
| 1. Angie Del Pozzo     | 552 | (1999-2002) |
| 2. Katie Reed          | 532 | (2016-2019) |
| 3. Christian Stokes    | 517 | (2013-2016) |
| 4. Molly Johnson       | 510 | (2007-2010) |
| 5. Abbey Cheek         | 486 | (2016-2019) |
| 6. Rachel Friberg      | 475 | (2001-2004) |
| 7. Meghan Cooper       | 452 | (2002-2006) |
| 8. Nikki Sagermann     | 450 | (2013-2016) |
| 9. Nikki Jones         | 416 | (2000-2003) |
| 10. Brittany Cervantes | 374 | (2009-2012) |

### PITCHING

#### Appearances

|                     |     |             |
|---------------------|-----|-------------|
| 1. Kelsey Nunley    | 171 | (2013-2016) |
| 2. Keary Camunas    | 158 | (1997-2000) |
| 3. Chanda Bell      | 143 | (2009-2012) |
| 4. Amy Kendall      | 133 | (2003-2006) |
| 5. Meagan Prince    | 122 | (2013-2017) |
| 6. Jennifer Howland | 105 | (1999-2002) |
| 7. Rachel Riley     | 97  | (2009-2012) |
| 8. Amber Matousek   | 90  | (2007-2010) |
| 9. Morgan Marr      | 80  | (2000-2002) |
| 10. Meghan Cooper   | 75  | (2002-2006) |

### Innings Pitched

|                     |       |             |
|---------------------|-------|-------------|
| 1. Kelsey Nunley    | 943.1 | (2013-2016) |
| 2. Keary Camunas    | 897.2 | (1997-2000) |
| 3. Chanda Bell      | 724.0 | (2009-2012) |
| 4. Amy Kendall      | 586.0 | (2003-2006) |
| 5. Meagan Prince    | 525.1 | (2014-2017) |
| 6. Rachel Riley     | 477.1 | (2009-2012) |
| 7. Jennifer Howland | 476.2 | (1999-2002) |
| 8. Amber Matousek   | 442.0 | (2007-2010) |
| 9. Morgan Marr      | 371.0 | (2000-2002) |
| 10. Meghan Cooper   | 340.2 | (2002-2006) |

### Games Started

|                     |     |             |
|---------------------|-----|-------------|
| 1. Keary Camunas    | 137 | (1997-2000) |
| 2. Kelsey Nunley    | 117 | (2013-2016) |
| 3. Chanda Bell      | 105 | (2009-2012) |
| 4. Amy Kendall      | 84  | (2003-2006) |
| 5. Amber Matousek   | 77  | (2007-2010) |
| 6. Jennifer Howland | 74  | (1999-2002) |
| 7. Meagan Prince    | 73  | (2014-2017) |
| 8. Morgan Marr      | 61  | (2000-2002) |
| 9. Lauren Cumbess   | 57  | (2011-2014) |
| Rachel Riley        | 57  | (2009-2012) |

### ERA (min. 100 IP)

|                         |             |                     |
|-------------------------|-------------|---------------------|
| 1. Kelsey Nunley        | 1.96        | (2013-2016)         |
| 2. Meagan Prince        | 2.37        | (2014-2017)         |
| 3. Keary Camunas        | 2.49        | (1997-2000)         |
| 4. Chanda Bell          | 2.55        | (2009-2012)         |
| 5. Rachel Riley         | 2.68        | (2009-2012)         |
| 6. <b>Grace Baalman</b> | <b>2.74</b> | <b>(2018-Pres.)</b> |
| 7. Shannon Smith        | 2.75        | (2014-2016)         |
| 8. Lauren Cumbess       | 2.83        | (2011-2014)         |
| 9. Jessica Trueblood    | 2.99        | (2006)              |
| 10. Gretchen Prugh      | 3.03        | (2004)              |

### Opponent Batting Avg. (min. 250 batters faced)

|                  |      |             |
|------------------|------|-------------|
| 1. Chanda Bell   | .200 | (2009-2012) |
| 2. Shannon Smith | .202 | (2014-2017) |

|                         |             |                     |
|-------------------------|-------------|---------------------|
| 3. Kelsey Nunley        | .211        | (2013-2016)         |
| 4. Lauren Cumbess       | .215        | (2011-2014)         |
| 5. Meagan Prince        | .231        | (2014-2017)         |
| 6. Gretchen Prugh       | .238        | (2004)              |
| 7. <b>Grace Baalman</b> | <b>.242</b> | <b>(2018-Pres.)</b> |
| 8. Keary Camunas        | .247        | (1997-2000)         |
| 9. Rachel Riley         | .255        | (2009-2012)         |

### Strikeouts

|                         |            |                     |
|-------------------------|------------|---------------------|
| 1. Chanda Bell          | 910        | (2009-2012)         |
| 2. Kelsey Nunley        | 809        | (2013-2016)         |
| 3. Keary Camunas        | 550        | (1997-2000)         |
| 4. Meagan Prince        | 446        | (2014-2017)         |
| 5. Amy Kendall          | 302        | (2003-2006)         |
| 6. Rachel Riley         | 259        | (2009-2012)         |
| 7. Lauren Cumbess       | 257        | (2011-2014)         |
| 8. Amber Matousek       | 252        | (2007-2010)         |
| 9. <b>Grace Baalman</b> | <b>251</b> | <b>(2018-Pres.)</b> |
| 10. <b>Autumn Humes</b> | <b>220</b> | <b>(2018-Pres.)</b> |

### Wins

|                         |           |                     |
|-------------------------|-----------|---------------------|
| 1. Kelsey Nunley        | 92        | (2013-2016)         |
| 2. Chanda Bell          | 68        | (2009-2012)         |
| 3. Meagan Prince        | 63        | (2014-2017)         |
| 4. Keary Camunas        | 54        | (1997-2000)         |
| 5. Rachel Riley         | 40        | (2009-2012)         |
| 6. <b>Autumn Humes</b>  | <b>37</b> | <b>(2018-Pres.)</b> |
| 7. <b>Grace Baalman</b> | <b>32</b> | <b>(2018-Pres.)</b> |
| 8. Amy Kendall          | 31        | (2003-2006)         |
| 9. Lauren Cumbess       | 29        | (2011-2014)         |
| Morgan Marr             | 29        | (2000-2002)         |

### Saves

|                  |   |             |
|------------------|---|-------------|
| 1. Kelsey Nunley | 9 | (2013-2016) |
| Meagan Prince    | 9 | (2014-2017) |
| 3. Chanda Bell   | 6 | (2009-2012) |
| 4. Keary Camunas | 5 | (1997-2000) |



Chanda Bell



Lauren Cumbess



Rachel Riley

# SINGLE SEASON RECORDS

## Games Played

|                                   |    |        |
|-----------------------------------|----|--------|
| 1. Joiner/Stokes/Sagermann/Samuel | 69 | (2014) |
| 2. Lauren Cumbess                 | 67 | (2014) |
| Tiffany Kruse                     | 67 | (1999) |
| Leslie Kwiatkowski                | 67 | (1999) |
| 3. Jennifer Howland               | 66 | (1999) |
| 4. Andy Eilertson                 | 65 | (2000) |
| Nikki Jones                       | 65 | (2000) |
| Tiffany Kruse                     | 65 | (2000) |
| 5. Leslie Kwiatkowski             | 64 | (2000) |

|                    |     |        |
|--------------------|-----|--------|
| Leslie Kwiatkowski | 201 | (2000) |
| Lauren Cumbess     | 201 | (2013) |
| 10. Tiffany Kruse  | 199 | (2000) |

|                    |   |        |
|--------------------|---|--------|
| Leslie Kwiatkowski | 6 | (1998) |
| 5. Kara Dill       | 5 | (2012) |
| Nikki Jones        | 5 | (2003) |
| Tiffany Kruse      | 5 | (1999) |
| Megan Yocke        | 5 | (2009) |
| Kayla Kowalik      | 5 | (2019) |

## Hits

|                       |    |        |
|-----------------------|----|--------|
| 1. Molly Johnson      | 81 | (2009) |
| 2. Leslie Kwiatkowski | 80 | (2000) |
| 3. Leslie Kwiatkowski | 77 | (1999) |
| 4. Tiffany Kruse      | 72 | (1999) |
| 5. Katie Reed         | 71 | (2017) |
| Kara Dill             | 71 | (2012) |
| Nikki Jones           | 71 | (2003) |
| Leslie Kwiatkowski    | 71 | (1998) |
| 8. Molly Johnson      | 69 | (2010) |
| Katie Reed            | 69 | (2019) |

## Home Runs

|                       |    |              |
|-----------------------|----|--------------|
| 1. Brooke Marnitz     | 21 | (2007)       |
| 2. Abbey Cheek        | 20 | (2019)       |
| 3. Abbey Cheek        | 18 | (2018)       |
| 4. Brittany Cervantes | 15 | (2011)       |
| 5. Nikki Sagermann    | 13 | (2014)       |
| Brittany Cervantes    | 13 | (2012)       |
| Molly Johnson         | 13 | (2010)       |
| Lauren Cumbess        | 13 | (2013)       |
| Alex Martens          | 13 | (2019)       |
| Mallory Peyton        | 13 | (2019)       |
| 6. Abbey Cheek        | 12 | (2017)       |
| Katie Campbell        | 12 | (2007)       |
| Amber Janneck         | 12 | (2004)       |
| Jenny Schaper         | 12 | (2019)       |
| 7. Alex Martens       | 11 | (2020)**     |
| Griffin Joiner        | 11 | (2015)       |
| Megan Yocke           | 11 | (2011)       |
| 10. Griffin Joiner    | 10 | (2013, 2014) |
| Lauren Cumbess        | 10 | (2014)       |
| Meagan Aull           | 10 | (2011)       |
| Brittany Cervantes    | 10 | (2010)       |
| Brittany Cervantes    | 10 | (2009)       |
| Samantha DeMartine    | 10 | (2011)       |
| Abbey Cheek           | 10 | (2016)       |

## HITTING

### Batting Average

|                       |      |          |
|-----------------------|------|----------|
| 1. Bailey Vick        | .571 | (2020)** |
| 2. Alex Martens       | .507 | (2020)** |
| 3. Nikki Jones        | .442 | (2002)   |
| 4. Molly Johnson      | .433 | (2009)   |
| 5. Abbey Cheek        | .428 | (2019)   |
| 6. Rylea Smith        | .420 | (2020)** |
| 7. Molly Johnson      | .401 | (2008)   |
| 8. Brooke Marnitz     | .399 | (2007)   |
| 9. Leslie Kwiatkowski | .398 | (2000)   |
| 10. Nikki Jones       | .388 | (2003)   |
| 11. Lyndsey Angus     | .384 | (2003)   |
| 12. Mallory Peyton    | .379 | (2020)** |
| 13. Kara Dill         | .377 | (2011)   |
| 14. Molly Johnson     | .375 | (2010)   |

## Doubles

|                       |    |        |
|-----------------------|----|--------|
| 1. Molly Johnson      | 20 | (2008) |
| 2. Tiffany Kruse      | 16 | (2000) |
| Leslie Kwiatkowski    | 16 | (2001) |
| Katie Reed            | 16 | (2019) |
| 4. Brittany Cervantes | 15 | (2012) |
| 5. Griffin Joiner     | 14 | (2013) |
| Molly Johnson         | 14 | (2009) |
| Lauren Johnson        | 14 | (2019) |
| 8. Christian Stokes   | 13 | (2014) |
| Lyndsey Angus         | 13 | (2002) |
| Alex Martens          | 13 | (2017) |
| Jenny Schaper         | 13 | (2019) |
| Abbey Cheek           | 13 | (2019) |

## Triples

|                    |   |          |
|--------------------|---|----------|
| 1. Kayla Kowalik   | 8 | (2020)** |
| 2. Tiffany Kruse   | 7 | (2000)   |
| 3. Angie Del Pozzo | 6 | (2001)   |
| Leslie Kwiatkowski | 6 | (2000)   |

## At-Bats

|                       |     |        |
|-----------------------|-----|--------|
| 1. Nikki Jones        | 212 | (2000) |
| 2. Tiffany Kruse      | 208 | (1999) |
| 3. Leslie Kwiatkowski | 207 | (1999) |
| 4. Leslie Kwiatkowski | 206 | (1998) |
| 5. Lauren Cumbess     | 203 | (2014) |
| 6. Kara Dill          | 202 | (2012) |
| 7. Jennifer Howland   | 201 | (1999) |

## Runs Batted In

|                       |    |          |
|-----------------------|----|----------|
| 1. Alex Martens       | 66 | (2019)   |
| 2. Brooke Marnitz     | 61 | (2007)   |
| 3. Abbey Cheek        | 56 | (2018)   |
| 4. Abbey Cheek        | 53 | (2019)   |
| 5. Brittany Cervantes | 52 | (2011)   |
| Abbey Cheek           | 52 | (2016)   |
| 7. Leslie Kwiatkowski | 50 | (2000)   |
| 8. Nikki Sagermann    | 49 | (2014)   |
| 9. Alex Martens       | 47 | (2020)** |
| 10. Katie Reed        | 43 | (2019)   |
| Griffin Joiner        | 43 | (2015)   |
| Leslie Kwiatkowski    | 43 | (1999)   |
| Lauren Cumbess        | 43 | (2013)   |

## Runs Scored

|                       |    |        |
|-----------------------|----|--------|
| 1. Brittany Cervantes | 55 | (2011) |
| 2. Abbey Cheek        | 54 | (2019) |
| 3. Molly Johnson      | 53 | (2009) |
| 4. Kayla Kowalik      | 49 | (2019) |
| 5. Molly Johnson      | 48 | (2010) |
| 6. Megan Yocke        | 47 | (2011) |
| 7. Katie Reed         | 45 | (2018) |
| 8. Kara Dill          | 44 | (2011) |
| 9. Leslie Kwiatkowski | 43 | (2000) |
| Katie Reed            | 43 | (2019) |
| 10. Brooke Marnitz    | 42 | (2007) |
| Abbey Cheek           | 42 | (2016) |



**Abbey Cheek**



# SINGLE SEASON RECORDS

## Total Bases

|                       |     |        |
|-----------------------|-----|--------|
| 1. Abbey Cheek        | 138 | (2019) |
| 2. Brooke Marnitz     | 137 | (2007) |
| 3. Molly Johnson      | 130 | (2009) |
| 4. Molly Johnson      | 125 | (2010) |
| 5. Leslie Kwiatkowski | 117 | (1999) |
| 6. Lauren Cumbess     | 116 | 2013)  |
| 7. Leslie Kwiatkowski | 115 | (2000) |
| Abbey Cheek           | 115 | (2018) |
| 8. Meagan Aull        | 112 | (2011) |
| 9. Angie Dal Pozzo    | 110 | (2001) |
| 10. Jenny Schaper     | 108 | (2019) |
| Lauren Cumbess        | 108 | (2014) |
| Brittany Cervantes    | 108 | (2012) |

## On-Base Pct.

|                       |      |          |
|-----------------------|------|----------|
| 1. Bailey Vick        | .630 | (2020)** |
| 2. Abbey Cheek        | .602 | (2019)   |
| 3. Alex Martens       | .589 | (2020)** |
| 4. Mallory Peyton     | .517 | (2020)** |
| 5. Molly Johnson      | .498 | (2009)   |
| 6. Brittany Cervantes | .490 | (2011)   |
| 7. Megan Yocke        | .483 | (2011)   |
| 8. Lyndsey Angus      | .478 | (2003)   |
| 9. Molly Johnson      | .472 | (2008)   |
| 10. Nikki Jones       | .466 | (2002)   |
| 11. Brooke Marnitz    | .454 | (2007)   |
| 12. Griffin Joiner    | .451 | (2014)   |
| 13. Molly Johnson     | .450 | (2010)   |

## Slugging Pct.

|                        |      |          |
|------------------------|------|----------|
| 1. Alex Martens        | .987 | (2020)** |
| 2. Mallory Peyton      | .970 | (2020)** |
| 3. Abbey Cheek         | .908 | (2019)   |
| 4. Brooke Marnitz      | .895 | (2007)   |
| 5. Abbey Cheek         | .701 | (2018)   |
| 6. Molly Johnson       | .695 | (2009)   |
| 7. Molly Johnson       | .679 | (2010)   |
| 8. Brittany Cervantes  | .677 | (2011)   |
| 9. Molly Johnson       | .669 | (2008)   |
| 10. Katie Campbell     | .640 | (2007)   |
| 11. Becky Bishop       | .632 | (2007)   |
| 12. Brittany Cervantes | .615 | (2012)   |

## Sacrifice Hits

|                    |    |              |
|--------------------|----|--------------|
| 1. Beth Fogle      | 13 | (2001)       |
| Megan Yocke        | 13 | (2009)       |
| 3. Lorie Melchi    | 12 | (2003)       |
| Megan Yocke        | 12 | (2010)       |
| Katie Reed         | 12 | (2018)       |
| 5. Sarah Rainwater | 11 | (2017)       |
| Sylver Samuel      | 11 | (2013, 2014) |
| Michelle Bucci     | 11 | (1997)       |
| Beth Fogle         | 11 | (2000)       |
| Jennifer Howland   | 11 | (1999)       |
| Stephanie Thompson | 11 | (1998)       |
| Megan Yocke        | 11 | (2008)       |

## Sacrifice Flies

|                  |   |       |
|------------------|---|-------|
| 1. Alice O'Brien | 5 | 2013) |
|------------------|---|-------|

|                    |   |        |
|--------------------|---|--------|
| 2. Nikki Sagermann | 4 | (2014) |
| Lyndsey Angus      | 4 | (2000) |
| Rachel Friberg     | 4 | (2002) |
| Brooke Marnitz     | 4 | (2004) |
| 7. Breanne Ray     | 3 | (2017) |
| Lauren Cumbess     | 3 | (2014) |
| Meagan Aull        | 3 | (2011) |
| Meagan Aull        | 3 | (2009) |
| Meghan Cooper      | 3 | (2004) |
| Angie Dal Pozzo    | 3 | (2002) |
| Andy Eilertson     | 3 | (2000) |
| Lorie Horner       | 3 | (1997) |
| Brooke Marnitz     | 3 | (2007) |
| Abbey Cheek        | 3 | (2016) |
| Katie Reed         | 3 | (2016) |
| Abbey Cheek        | 3 | (2018) |

## Stolen Bases

|                       |    |              |
|-----------------------|----|--------------|
| 1. Beth Fogle         | 34 | (1999)       |
| 2. Leslie Kwiatkowski | 28 | (2000)       |
| 3. Meagan Aull        | 26 | (2009)       |
| 4. Molly Johnson      | 24 | (2009)       |
| 5. Sylver Samuel      | 23 | (2016)       |
| 6. Leslie Kwiatkowski | 22 | (1999)       |
| 7. Sylver Samuel      | 21 | (2013)       |
| Kara Dill             | 21 | (2012)       |
| Jessica Nance         | 21 | (2004)       |
| 10. Sylver Samuel     | 20 | (2014, 2015) |
| Kara Dill             | 20 | (2011)       |
| Molly Johnson         | 20 | (2010)       |

## Walks

|                       |    |        |
|-----------------------|----|--------|
| 1. Abbey Cheek        | 64 | (2019) |
| 2. Brittany Cervantes | 48 | (2011) |
| 3. Griffin Joiner     | 47 | (2014) |
| Megan Yocke           | 47 | (2011) |
| 5. Griffin Joiner     | 36 | (2015) |
| 6. Nikki Sagermann    | 35 | (2016) |
| 7. Maisie Steed       | 34 | 2013)  |
| 8. Brittany Cervantes | 33 | (2012) |
| 9. Griffin Joiner     | 32 | (2015) |
| 10. Brooke Marnitz    | 31 | (2006) |

## Hit by Pitch

|                    |    |          |
|--------------------|----|----------|
| 1. Meghan Cooper   | 16 | (2006)   |
| 2. Ansley Smith    | 15 | (2014)   |
| 3. Emily Gaines    | 13 | (2014)   |
| Mallory Peyton     | 13 | (2019)   |
| 5. Griffin Joiner  | 12 | (2012)   |
| 6. Molly Johnson   | 10 | (2008)   |
| Molly Johnson      | 10 | (2009)   |
| Molly Johnson      | 10 | (2010)   |
| Mallory Peyton     | 10 | (2020)** |
| 9. Ansley Smith    | 9  | (2015)   |
| Meagan Aull        | 9  | (2009)   |
| Samantha DeMartine | 9  | (2011)   |
| Amber Janneck      | 9  | (2005)   |
| Leslie Kwiatkowski | 9  | (2001)   |

## FIELDING

### Putouts

|                       |     |        |
|-----------------------|-----|--------|
| 1. Griffin Joiner     | 442 | (2014) |
| 2. Jenny Schaper      | 399 | (2016) |
| 3. Griffin Joiner     | 390 | (2012) |
| 4. Jamie Dardis       | 382 | (2000) |
| Griffin Joiner        | 382 | (2015) |
| 6. Megan Yocke        | 369 | (2010) |
| 7. Megan Glenn        | 366 | (2006) |
| 8. Samantha DeMartine | 363 | (2009) |

## Assists

|                     |     |        |
|---------------------|-----|--------|
| 1. Christian Stokes | 167 | (2014) |
| Angie Dal Pozzo     | 167 | (2001) |
| 3. Katie Reed       | 158 | (2018) |
| 4. Abbey Cheek      | 155 | (2018) |
| 5. Abbey Cheek      | 152 | (2017) |
| 6. Lindsay Houser   | 148 | (1998) |
| 7. Angie Dal Pozzo  | 143 | (1999) |
| Molly Johnson       | 143 | (2009) |
| 9. Nikki Sagermann  | 141 | (2014) |
| Katie Reed          | 141 | (2017) |

## Fielding Pct.

|                   |       |        |
|-------------------|-------|--------|
| 1. Griffin Joiner | 1.000 | (2015) |
| Emily Jolly       | 1.000 | (2014) |
| Maisie Steed      | 1.000 | (2014) |
| Meagan Aull       | 1.000 | (2009) |
| Michelle Bucci    | 1.000 | (1999) |
| Beth Fogle        | 1.000 | (2002) |
| Jennifer Howland  | 1.000 | (2001) |
| 7. Griffin Joiner | .998  | (2014) |
| 8. Megan Yocke    | .997  | (2011) |
| Megan Yocke       | .997  | (2009) |
| Jenny Schaper     | .997  | (2017) |

## PITCHING

### ERA (min. 10 appearances)

|                   |      |        |
|-------------------|------|--------|
| 1. Kelsey Nunley  | 1.27 | (2016) |
| 2. Keary Camunas  | 1.68 | (2000) |
| 3. Meagan Prince  | 1.85 | (2016) |
| 4. Kelsey Nunley  | 1.88 | (2014) |
| 5. Erin Rethlake  | 1.95 | (2017) |
| 6. Lauren Cumbess | 1.99 | (2011) |
| 7. Meagan Prince  | 1.82 | (2017) |
| 8. Lauren Cumbess | 2.07 | (2014) |
| 9. Kelsey Nunley  | 2.14 | (2013) |
| 10. Chanda Bell   | 2.24 | (2011) |

### Win-loss pct. (min. 10 appearances)

|                   |              |        |
|-------------------|--------------|--------|
| 1. Shannon Smith  | 1.000 (3-0)  | (2016) |
| 2. Ellen Weaver   | .857 (6-1)   | (2011) |
| 3. Kelsey Nunley  | .777 (21-6)  | (2016) |
| Meagan Prince     | .777 (21-6)  | (2016) |
| 5. Lauren Cumbess | .750 (6-2)   | (2011) |
| 6. Lauren Cumbess | .731 (30-11) | (2014) |
| 7. Kelsey Nunley  | .731 (30-11) | (2014) |
| 8. Rachel Riley   | .722 (13-5)  | (2011) |
| 9. Kelsey Nunley  | .711 (27-11) | (2013) |
| 10. Meagan Prince | .700 (21-9)  | (2017) |

## Wins

|                  |    |        |
|------------------|----|--------|
| 1. Kelsey Nunley | 30 | (2014) |
| 2. Kelsey Nunley | 27 | (2013) |
| 3. Meagan Prince | 21 | (2017) |

# SINGLE SEASON RECORDS

|                 |    |        |
|-----------------|----|--------|
| Kelsey Nunley   | 21 | (2016) |
| Meagan Prince   | 21 | (2016) |
| Chanda Bell     | 19 | (2009) |
| Keary Camunas   | 19 | (2000) |
| 8. Chanda Bell  | 18 | (2010) |
| 9. Morgan Marr  | 17 | (2001) |
| 10. Chanda Bell | 16 | (2012) |

## Saves

|                   |   |        |
|-------------------|---|--------|
| 1. Meagan Prince  | 5 | (2017) |
| Kelsey Nunley     | 5 | (2015) |
| 3. Chanda Bell    | 4 | (2012) |
| Keary Camunas     | 4 | (1999) |
| Jessica Trueblood | 4 | (2006) |
| 5. Kelsey Nunley  | 2 | (2013) |
| Meghan Cooper     | 2 | (2002) |
| Jennifer Young    | 2 | (2007) |
| Meagan Prince     | 2 | (2016) |
| Autumn Humes      | 2 | (2019) |

## Innings Pitched

|                   |       |        |
|-------------------|-------|--------|
| 1. Kelsey Nunley  | 282.1 | (2014) |
| 2. Kelsey Nunley  | 268.2 | (2013) |
| 3. Keary Camunas  | 251.1 | (1998) |
| 4. Amy Kendall    | 229.0 | (2003) |
| 5. Keary Camunas  | 226.2 | (1999) |
| 6. Keary Camunas  | 225.2 | (2000) |
| 7. Chanda Bell    | 219.1 | (2010) |
| 8. Kelsey Nunley  | 211.0 | (2015) |
| 9. Morgan Marr    | 195.2 | (2001) |
| 10. Keary Camunas | 194.0 | (1997) |

## Appearances

|                   |    |        |
|-------------------|----|--------|
| 1. Samantha Allen | 49 | (2005) |
| 2. Kelsey Nunley  | 47 | 2013)  |
| 3. Kelsey Nunley  | 45 | (2014) |
| 4. Keary Camunas  | 43 | (1999) |
| 5. Kelsey Nunley  | 42 | (2015) |
| 6. Keary Camunas  | 41 | (2000) |
| Meagan Prince     | 41 | (2017) |
| 8. Keary Camunas  | 40 | (1998) |
| Amy Kendall       | 40 | (2003) |
| 10. Chanda Bell   | 39 | (2012) |

## Games Started

|                    |    |        |
|--------------------|----|--------|
| 1. Keary Camunas   | 37 | (1998) |
| 2. Kelsey Nunley   | 36 | (2014) |
| Keary Camunas      | 36 | (2000) |
| 4. Chanda Bell     | 34 | (2010) |
| Keary Camunas      | 34 | (1999) |
| 6. Amy Kendall     | 32 | (2003) |
| 7. Morgan Marr     | 31 | (2001) |
| 8. Kelsey Nunley   | 30 | (2015) |
| Keary Camunas      | 30 | (1997) |
| 10. Samantha Allen | 29 | (2005) |
| Amber Matousek     | 29 | (2008) |

## Complete Games

|                  |    |        |
|------------------|----|--------|
| 1. Keary Camunas | 33 | (1998) |
| 2. Kelsey Nunley | 31 | (2014) |
| 3. Amy Kendall   | 29 | (2003) |
| Keary Camunas    | 28 | (2000) |
| 5. Chanda Bell   | 26 | (2010) |

|                      |    |        |
|----------------------|----|--------|
| Keary Camunas        | 26 | (1999) |
| Amber Matousek       | 26 | (2008) |
| 8. Jessica Trueblood | 25 | (2006) |
| Kelsey Nunley        | 25 | (2013) |
| 10. Keary Camunas    | 23 | (1997) |
| Morgan Marr          | 23 | (2001) |

## Shutouts

|                  |   |        |
|------------------|---|--------|
| 1. Keary Camunas | 9 | (2000) |
| 2. Kelsey Nunley | 7 | (2014) |
| Kelsey Nunley    | 7 | (2016) |
| Chanda Bell      | 7 | (2011) |
| 4. Keary Camunas | 6 | (1998) |
| 5. Rachel Riley  | 5 | (2010) |
| Meagan Prince    | 5 | (2016) |
| 6. Kelsey Nunley | 4 | (2015) |
| Chanda Bell      | 4 | (2010) |
| Keary Camunas    | 4 | (1999) |
| Jennifer Howland | 4 | (2000) |
| Rachel Riley     | 4 | (2011) |
| Grace Baalman    | 4 | (2019) |

## Strikeouts

|                   |     |        |
|-------------------|-----|--------|
| 1. Chanda Bell    | 288 | (2010) |
| 2. Kelsey Nunley  | 219 | (2014) |
| 3. Chanda Bell    | 216 | (2009) |
| 4. Chanda Bell    | 205 | (2011) |
| 5. Kelsey Nunley  | 203 | (2016) |
| 6. Chanda Bell    | 201 | (2012) |
| 7. Kelsey Nunley  | 194 | (2015) |
| 8. Kelsey Nunley  | 193 | (2013) |
| 9. Meagan Prince  | 175 | (2017) |
| 10. Keary Camunas | 164 | (1999) |

## Opponent Batting Avg. (min. 200 at-bats)

|                   |      |        |
|-------------------|------|--------|
| 1. Chanda Bell    | .175 | (2011) |
| 2. Kelsey Nunley  | .178 | (2016) |
| 3. Lauren Cumbess | .193 | (2012) |
| 4. Erin Rethlake  | .197 | (2017) |
| 5. Chanda Bell    | .200 | (2010) |

\*\* = 24-game season due to COVID-19



Keary Camunas



Jessica Trueblood



# SINGLE GAME RECORDS

## HITTING

### At-bats

|   |                  |                            |         |
|---|------------------|----------------------------|---------|
| 6 | Christian Stokes | vs. South Carolina         | 4/18/15 |
|   | Lauren Cumbess   | at Ole Miss                | 4/13/14 |
|   | Kara Dill        | at USC Upstate             | 2/24/13 |
|   | Nikki Jones      | vs. Arkansas               | 4/27/03 |
|   | Jackie Haynes    | vs. Middle Tennessee State | 4/1/97  |
|   | Michelle Bucci   | vs. Middle Tennessee State | 4/1/97  |
|   | Jacki Haynes     | vs. Mississippi State      | 4/11/97 |

### Runs Scored

|   |                      |                       |                |
|---|----------------------|-----------------------|----------------|
| 5 | <b>Kayla Kowalik</b> | <b>vs. NC Central</b> | <b>2/20/21</b> |
|---|----------------------|-----------------------|----------------|

### Hits

|   |                  |                      |         |
|---|------------------|----------------------|---------|
| 5 | Bailey Vick      | vs. Georgia Tech     | 2/21/20 |
|   | Christian Stokes | vs. Long Beach State | 2/19/15 |
|   | Beth Fogle       | vs. Morehead State   | 3/5/02  |

### RBI

|   |                    |                             |                |
|---|--------------------|-----------------------------|----------------|
| 6 | <b>Erin Coffel</b> | <b>vs. New Mexico State</b> | <b>2/26/21</b> |
|   | Alex Martens       | vs. Texas A&M               | 3/7/20         |
|   | Katie Reed         | vs. Mississippi State       | 3/15/19        |
|   | Nikki Sagermann    | at Alabama                  | 5/5/13         |
|   | Griffin Joiner     | vs. UNC                     | 3/12/13        |
|   | Leslie Kwiatkowski | vs. Eastern Kentucky        | 3/1/00         |
|   | Brooke Marnitz     | vs. Southern Miss.          | 2/10/07        |
|   | Rachel Riley       | at Austin Peay              | 4/6/11         |

### Doubles

|   |                  |                    |         |
|---|------------------|--------------------|---------|
| 3 | Christian Stokes | vs. South Carolina | 4/18/15 |
|   | Molly Johnson    | vs. Indiana        | 4/1/08  |
|   | Emily Jolly      | vs. DePaul         | 2/12/11 |

### Triples

|   |               |                |         |
|---|---------------|----------------|---------|
| 3 | Meghan Cooper | vs. Kent State | 2/17/06 |
|---|---------------|----------------|---------|

### Home Runs

|              |                             |                             |               |
|--------------|-----------------------------|-----------------------------|---------------|
| 2 (44 times) | <b>Last: Mallory Peyton</b> | <b>vs. Coastal Carolina</b> | <b>3/8/21</b> |
|--------------|-----------------------------|-----------------------------|---------------|

### Total Bases

|    |                      |                       |                |
|----|----------------------|-----------------------|----------------|
| 11 | <b>Kayla Kowalik</b> | <b>vs. NC Central</b> | <b>2/21/20</b> |
|----|----------------------|-----------------------|----------------|

### Walks

|             |                          |                   |                |
|-------------|--------------------------|-------------------|----------------|
| 4 (4 times) | <b>Last: Abbey Cheek</b> | <b>at Alabama</b> | <b>4/28/19</b> |
|-------------|--------------------------|-------------------|----------------|

### Strikeouts

|             |                           |                   |                |
|-------------|---------------------------|-------------------|----------------|
| 4 (8 times) | <b>Last: Emily Gaines</b> | <b>vs. DePaul</b> | <b>5/18/14</b> |
|-------------|---------------------------|-------------------|----------------|

### Sacrifice Hits

|              |                          |                    |               |
|--------------|--------------------------|--------------------|---------------|
| 2 (45 times) | <b>Last: Bailey Vick</b> | <b>vs. Liberty</b> | <b>2/7/20</b> |
|--------------|--------------------------|--------------------|---------------|

### Sacrifice Flies

|   |             |            |         |
|---|-------------|------------|---------|
| 2 | Abbey Cheek | at Georgia | 3/18/17 |
|---|-------------|------------|---------|

### Stolen Bases

|   |               |                |         |
|---|---------------|----------------|---------|
| 4 | Bailey Vick   | vs. Bradley    | 2/24/18 |
|   | Erin Rethlake | vs. Drexel     | 3/10/17 |
|   | Meagan Aull   | vs. Kent State | 3/24/09 |

### Hit By Pitch

|   |                |                      |        |
|---|----------------|----------------------|--------|
| 3 | Ashley Dimkich | vs. Youngstown State | 3/4/06 |
|---|----------------|----------------------|--------|

## FIELDING

### Putouts

|    |             |                    |         |
|----|-------------|--------------------|---------|
| 21 | Megan Yocke | vs. Tennessee Tech | 4/16/11 |
|----|-------------|--------------------|---------|

### Assists

|   |                 |                      |         |
|---|-----------------|----------------------|---------|
| 9 | Amber Janneck   | vs. Eastern Kentucky | 4/6/05  |
|   | Amber Janneck   | vs. Western Kentucky | 4/13/05 |
|   | Molly Johnson   | vs. Florida          | 4/11/09 |
|   | Angie Dal Pozzo | vs. Louisville       | 4/18/01 |

### Errors

|   |                 |                       |         |
|---|-----------------|-----------------------|---------|
| 4 | Brooke Marnitz  | vs. Alabama           | 3/21/04 |
|   | Nikki Jones     | vs. Morehead State    | 3/5/02  |
|   | Angie Dal Pozzo | vs. Texas-San Antonio | 2/10/01 |
|   | Meredith Seales | vs. UNC Greensboro    | 2/22/97 |

### Passed Balls

|   |             |              |         |
|---|-------------|--------------|---------|
| 4 | Alli Eckman | vs. Ole Miss | 3/12/05 |
|---|-------------|--------------|---------|

## PITCHING

### Innings Pitched

|      |              |           |         |
|------|--------------|-----------|---------|
| 11.1 | Autumn Humes | at Auburn | 3/24/18 |
|------|--------------|-----------|---------|

### Fewest Hits Allowed

|   |                           |                               |                |
|---|---------------------------|-------------------------------|----------------|
| 0 | 18 Times                  |                               |                |
|   | <b>Last: Autumn Humes</b> | <b>vs. North Dakota State</b> | <b>2/17/18</b> |

### Perfect Game

|  |              |                         |        |
|--|--------------|-------------------------|--------|
|  | Chanda Bell  | at Austin Peay (Game 1) | 4/6/11 |
|  | Rachel Riley | at Austin Peay (Game 2) | 4/6/11 |

### Runs Allowed

|    |                |             |         |
|----|----------------|-------------|---------|
| 16 | Lorie Horner   | vs. Alabama | 3/21/98 |
|    | Jennifer Young | vs. Indiana | 4/1/08  |

### Earned Runs Allowed

|    |                |             |         |
|----|----------------|-------------|---------|
| 13 | Amber Matousek | vs. Alabama | 3/22/08 |
|    | Amber Matousek | vs. LSU     | 4/9/08  |

### Walks Allowed

|   |                |             |        |
|---|----------------|-------------|--------|
| 9 | Jennifer Young | vs. Indiana | 4/1/08 |
|---|----------------|-------------|--------|

### Strikeouts

|    |             |                    |         |
|----|-------------|--------------------|---------|
| 16 | Chanda Bell | vs. Colorado State | 2/25/11 |
| 16 | Chanda Bell | vs. Tennessee Tech | 4/16/11 |

### Hits Allowed

|    |              |             |         |
|----|--------------|-------------|---------|
| 18 | Lorie Horner | vs. Alabama | 3/21/98 |
| 18 | Rachel Riley | at Georgia  | 4/10/11 |

### Doubles Allowed

|   |                  |           |        |
|---|------------------|-----------|--------|
| 8 | Jennifer Howland | vs. Akron | 3/9/01 |
|---|------------------|-----------|--------|

### Triples Allowed

|   |                  |              |         |
|---|------------------|--------------|---------|
| 2 | Samantha Allen   | vs. Cal-Poly | 2/12/05 |
|   | Jennifer Howland | vs. Georgia  | 3/7/01  |
|   | Lorie Horner     | vs. Missouri | 2/15/97 |

### Home Runs Allowed

|   |                |                 |         |
|---|----------------|-----------------|---------|
| 6 | Amber Matousek | vs. Alabama     | 3/22/08 |
| 8 | Kelsey Nunley  | vs. Miss. State | 5/7/14  |







# TEAM RECORDS

## TEAM RECORDS-GAME

### Hitting

|                     |    |                                       |                   |
|---------------------|----|---------------------------------------|-------------------|
| At Bats: .....      | 43 | ..... at Ole Miss .....               | 4/13/14           |
| Runs Scored: .....  | 22 | ..... vs. Detroit.....                | 2/29/20           |
| Hits: .....         | 19 | ..... vs. Florida International ..... | 2/28/20           |
| Doubles: .....      | 6  | ..... twice, last at Miami (OH) ..... | 3/17/09           |
| Triples: .....      | 4  | ..... vs. Louisville .....            | 4/10/02           |
| Home Runs: .....    | 6  | ..... at Tennessee .....              | 4/27/18           |
| RBI: .....          | 18 | ..... 2x, Last: vs. Detroit.....      | 2/29/20           |
| Total Bases: .....  | 36 | ..... vs. Florida International ..... | 2/28/20           |
| Walks: .....        | 13 | ..... vs. Indiana .....               | 3/2/08            |
| Strikeouts: .....   | 18 | ..... vs. WKU .....                   | 4/23/15           |
| Stolen Bases: ..... | 8  | ..... Samford/Bradley ..              | 3/20/99   2/23/18 |

### Fielding

|                     |    |   |         |
|---------------------|----|---|---------|
| Putouts: .....      | 33 | ..... 5x, last vs. South Carolina ..... | 4/18/15 |
| Assists: .....      | 25 | ..... at South Carolina .....           | 5/2/09  |
| Errors: .....       | 7  | ..... vs. Texas-San Antonio.....        | 2/10/01 |
| Double Plays: ..... | 3  | ..... seven times, last vs. SIU .....   | 2/13/15 |

### Pitching

|                            |      |   |         |
|----------------------------|------|---|---------|
| Innings Pitched: .....     | 13.0 | ..... at Alabama .....                  | 4/28/19 |
| Runs Allowed: .....        | 18   | ..... vs. Florida .....                 | 3/17/01 |
| Earned Runs Allowed: ..... | 17   | ..... 2x, last vs. Georgia .....        | 3/28/10 |
| Hits Allowed: .....        | 19   | ..... vs. Arkansas .....                | 3/31/07 |
| Fewest Hits Allowed: ..... | 0    | ..... 18x, last vs. North Dakota St. .. | 2/17/18 |
| Doubles Allowed: .....     | 8    | ..... vs. Akron .....                   | 3/9/01  |
| Triples Allowed: .....     | 3    | ..... vs. Georgia .....                 | 3/7/01  |
| Home Runs Allowed: .....   | 6    | ..... vs. Alabama .....                 | 3/22/08 |
| Walks Allowed: .....       | 9    | ..... 4x, last at Alabama .....         | 5/4/13  |
| Strikeouts: .....          | 20   | ..... vs. Tennessee Tech .....          | 4/16/11 |

## TEAM RECORDS-SEASON

### Hitting

|                        |       |       |                  |
|------------------------|-------|-------|------------------|
| Batting Average: ..... | .305  | ..... | 2019             |
| At Bats: .....         | 1,797 | ..... | 2014             |
| Runs Scored: .....     | 381   | ..... | 2019             |
| Hits: .....            | 477   | ..... | 2000             |
| Doubles: .....         | 94    | ..... | 2019             |
| Triples: .....         | 18    | ..... | 2000, 2001, 2002 |
| Home Runs: .....       | 71    | ..... | 2014, 2019       |
| RBI: .....             | 346   | ..... | 2019             |
| Total Bases: .....     | 810   | ..... | 2019             |
| Walks: .....           | 227   | ..... | 2019             |
| Strikeouts: .....      | 426   | ..... | 2004             |
| Stolen Bases: .....    | 89    | ..... | 1999             |

### Fielding

|                            |        |       |      |
|----------------------------|--------|-------|------|
| Fielding Percentage: ..... | (.976) | ..... | 2018 |
| Putouts: .....             | 1,455  | ..... | 2014 |
| Assists: .....             | 673    | ..... | 2001 |
| Errors: .....              | 131    | ..... | 1997 |
| Double Plays: .....        | 32     | ..... | 2002 |

### Pitching

|   |       |       |      |
|---|-------|-------|------|
| Lowest ERA: .....                       | 1.71  | ..... | 2016 |
| Lowest Opponents Batting Average: ..... | .191  | ..... | 2016 |
| Innings Pitched: .....                  | 485.0 | ..... | 2014 |
| Runs Allowed: .....                     | 333   | ..... | 2005 |
| Fewest Runs Allowed: .....              | 130   | ..... | 2016 |
| Earned Runs Allowed: .....              | 253   | ..... | 2005 |
| Fewest Earned Runs Allowed: .....       | 98    | ..... | 2016 |
| Hits Allowed: .....                     | 523   | ..... | 2005 |
| Fewest Hits Allowed: .....              | 250   | ..... | 2016 |
| Doubles Allowed: .....                  | 101   | ..... | 2003 |
| Fewest Doubles Allowed: .....           | 44    | ..... | 2016 |
| Triples Allowed: .....                  | 16    | ..... | 1997 |
| Fewest Triples Allowed: .....           | 2     | ..... | 2004 |
| Home Runs Allowed: .....                | 58    | ..... | 2008 |
| Fewest Home Runs Allowed: .....         | 10    | ..... | 1997 |
| Walks Allowed: .....                    | 182   | ..... | 2013 |
| Fewest Walks Allowed: .....             | 93    | ..... | 1997 |
| Strikeouts: .....                       | 403   | ..... | 2014 |
| Shutouts: .....                         | 16    | ..... | 2000 |

## TEAM RECORDS-SEASON

|                                  |                            |                       |              |
|----------------------------------|----------------------------|-----------------------|--------------|
| Games played .....               | 69                         | .....                 | 2014         |
| Wins .....                       | 50                         | .....                 | 2014         |
| Losses .....                     | 44                         | .....                 | 1997 & 1999  |
| Highest winning percentage ..... | .781 (43-12)               | .....                 | 2016         |
| Lowest winning percentage.....   | .185 (10-44)               | .....                 | 1997         |
| Seasons team fielded .....       | 22                         | ..... (first in 1997) |              |
| Winning seasons.....             | 13                         | ..... (last in 2019)  |              |
| Losing seasons.....              | 11                         | ..... (last in 2008)  |              |
| First tie.....                   | UK 2, Texas-Arlington 2    | .....                 | (2/15/04)    |
| Longest coaching tenure .....    | Rachel Lawson, 13 yrs..... | .....                 | (2008-Pres.) |
| .....                            | Beth Pruitt, 8 yrs. ....   | .....                 | (1997-2004)  |

|   |    |       |                            |
|---|----|-------|----------------------------|
| Consecutive losses.....                         | 21 | ..... | 3/15/03 - 4/13/03          |
| Consecutive wins.....                           | 13 | ..... | 2/24/17 - 3/19/17          |
| Consecutive shutout wins: .....                 | 4  | ..... | 2/20/16 - 2/27/16          |
| Consecutive shutout losses: .....               | 6  | ..... | 3/29/06-4/2/06             |
| Consecutive games without an error: ....        | 6  | ..... | 3/6/15 - 3/15/15           |
| Extra-inning games: .....                       | 10 | ..... | 2014                       |
| Extra-inning wins: .....                        | 8  | ..... | 2014                       |
| Consecutive games with a stolen base: .....     | 16 | ..... | 2/17/02-3/17/02            |
| Consecutive games with a double: .....          | 12 | ..... | 3/16/02-4/6/02             |
| Consecutive games without extra-base hit: ..... | 5  | ..... | 3/9/97-3/12/97             |
| Most Combined Runs in a Game: .....             | 29 | ..... | (4/1/08 Indiana 16, UK 13) |
| Largest Margin of Victory: .....                | 18 | ..... | 3/12/13 vs. UNC            |



# SINGLE SEASON RECORDS BY CLASS

## HITTING

### Batting Average

|        |               |      |      |
|--------|---------------|------|------|
| Senior | Abbey Cheek   | .428 | 2019 |
| Junior | Nikki Jones   | .442 | 2002 |
| Soph.  | Molly Johnson | .401 | 2008 |
| Fresh. | Natalie Smith | .370 | 2007 |

(2020 not included, COVID-19)

### Hits

|        |                    |    |      |
|--------|--------------------|----|------|
| Senior | Nikki Jones        | 71 | 2003 |
| Junior | Molly Johnson      | 81 | 2009 |
| Soph.  | Leslie Kwiatkowski | 77 | 1999 |
| Fresh. | Leslie Kwiatkowski | 71 | 1998 |

### Doubles

|        |                  |    |         |
|--------|------------------|----|---------|
| Senior | Kwiatkowski/Reed | 16 | 2001/19 |
| Junior | Tiffany Kruse    | 16 | 2000    |
| Soph.  | Molly Johnson    | 20 | 2008    |
| Fresh. | Alex Martens     | 13 | 2017    |

### Triples

|        |                    |   |      |
|--------|--------------------|---|------|
| Senior | Nikki Jones        | 5 | 2003 |
| Junior | Tiffany Kruse      | 7 | 2000 |
| Soph.  | Kayla Kowalik      | 8 | 2020 |
| Fresh. | Leslie Kwiatkowski | 6 | 1998 |

### Home Runs

|        |                  |    |         |
|--------|------------------|----|---------|
| Senior | Brooke Marnitz   | 21 | 2007    |
| Junior | Abbey Cheek      | 18 | 2018    |
| Soph.  | Sagermann/Peyton | 13 | 2014/19 |
| Fresh. | Amber Janneck    | 12 | 2004    |

### Runs Batted In

|        |                 |    |      |
|--------|-----------------|----|------|
| Senior | Brooke Marnitz  | 61 | 2007 |
| Junior | Alex Martens    | 66 | 2019 |
| Soph.  | Nikki Sagermann | 49 | 2014 |
| Fresh. | Abbey Cheek     | 52 | 2016 |

### Runs Scored

|        |                    |    |      |
|--------|--------------------|----|------|
| Senior | Abbey Cheek        | 54 | 2019 |
| Junior | Brittany Cervantes | 55 | 2011 |
| Soph.  | Kara Dill          | 44 | 2011 |
| Fresh. | Kayla Kowalik      | 49 | 2019 |

### Total Bases

|        |                    |     |      |
|--------|--------------------|-----|------|
| Senior | Abbey Cheek        | 138 | 2019 |
| Junior | Molly Johnson      | 130 | 2009 |
| Soph.  | Leslie Kwiatkowski | 117 | 1999 |
| Fresh. | Abbey Cheek        | 99  | 2016 |

### On Base Pct.

|        |               |      |      |
|--------|---------------|------|------|
| Senior | Abbey Cheek   | .602 | 2019 |
| Junior | Molly Johnson | .498 | 2009 |
| Soph.  | Molly Johnson | .472 | 2008 |
| Fresh. | Kayla Kowalik | .452 | 2019 |

(2020 not included, COVID-19)

### Slugging Pct.

|        |               |      |      |
|--------|---------------|------|------|
| Senior | Abbey Cheek   | .908 | 2019 |
| Junior | Abbey Cheek   | .701 | 2018 |
| Soph.  | Molly Johnson | .669 | 2008 |
| Fresh. | Abbey Cheek   | .576 | 2016 |

### Sacrifice Hits

|        |               |    |      |
|--------|---------------|----|------|
| Senior | Tiffany Kruse | 9  | 2001 |
| Junior | Beth Fogle    | 13 | 2001 |

|        |              |    |      |
|--------|--------------|----|------|
| Soph.  | Megan Yocke  | 13 | 2009 |
| Fresh. | Lorie Melchi | 12 | 2003 |

### Sacrifice Flies

|        |                 |   |      |
|--------|-----------------|---|------|
| Senior | Alice O'Brien   | 5 | 2013 |
| Junior | Lorie Horner    | 3 | 1997 |
| Soph.  | Nikki Sagermann | 4 | 2014 |
|        | Rachel Friberg  | 4 | 2002 |
| Fresh. | Lyndsey Angus   | 4 | 2000 |
|        | Brooke Marnitz  | 4 | 2004 |

### Stolen Bases

|        |                    |    |      |
|--------|--------------------|----|------|
| Senior | Sylver Samuel      | 23 | 2016 |
| Junior | Leslie Kwiatkowski | 28 | 2000 |
| Soph.  | Meagan Aull        | 26 | 2009 |
| Fresh. | Beth Fogle         | 34 | 1999 |

### Walks

|        |                    |    |      |
|--------|--------------------|----|------|
| Senior | Abbey Cheek        | 64 | 2019 |
| Junior | Brittany Cervantes | 48 | 2011 |
| Soph.  | Ansley Smith       | 30 | 2014 |
| Fresh. | Maisie Steed       | 44 | 2013 |

### Hit by Pitch

|        |                |    |      |
|--------|----------------|----|------|
| Senior | Meghan Cooper  | 16 | 2006 |
| Junior | Molly Johnson  | 10 | 2009 |
| Soph.  | Ansley Smith   | 15 | 2014 |
| Fresh. | Griffin Joiner | 12 | 2012 |

## FIELDING

### Putouts

|        |                |     |      |
|--------|----------------|-----|------|
| Senior | Maisie Steed   | 385 | 2016 |
| Junior | Griffin Joiner | 442 | 2014 |
| Soph.  | Griffin Joiner | 343 | 2013 |
| Fresh. | Jenny Schaper  | 399 | 2016 |

### Assists

|        |                  |     |      |
|--------|------------------|-----|------|
| Senior | Molly Johnson    | 131 | 2010 |
| Junior | Angie Dal Pozzo  | 167 | 2001 |
| Soph.  | Christian Stokes | 167 | 2014 |
| Fresh. | Angie Dal Pozzo  | 143 | 1999 |

### Fielding Pct.

|        |                  |       |      |
|--------|------------------|-------|------|
| Senior | Griffin Joiner   | 1.000 | 2015 |
|        | Beth Fogle       | 1.000 | 2002 |
| Junior | Michelle Bucci   | 1.000 | 1999 |
|        | Jennifer Howland | 1.000 | 2001 |
| Soph.  | Meagan Aull      | 1.000 | 2009 |
| Fresh. | Jenny Schaper    | .993  | 2016 |

## PITCHING

### ERA (min. 10 appearances)

|        |                |      |      |
|--------|----------------|------|------|
| Senior | Kelsey Nunley  | 1.27 | 2016 |
| Junior | Meagan Prince  | 1.85 | 2016 |
| Soph.  | Kelsey Nunley  | 1.88 | 2014 |
| Fresh. | Lauren Cumbess | 1.99 | 2011 |

### Win-loss pct. (min. 10 appearances)

|        |                |              |      |
|--------|----------------|--------------|------|
| Senior | Lauren Cumbess | .909 (10-1)  | 2014 |
| Junior | Meagan Prince  | .778 (21-6)  | 2016 |
| Soph.  | Kelsey Nunley  | .731 (30-11) | 2014 |
| Fresh. | Ellen Weaver   | .857 (6-1)   | 2011 |

### Wins

|        |               |    |      |
|--------|---------------|----|------|
| Senior | Kelsey Nunley | 21 | 2016 |
| Junior | Meagan Prince | 21 | 2016 |
| Soph.  | Kelsey Nunley | 30 | 2014 |

|        |               |    |      |
|--------|---------------|----|------|
| Fresh. | Kelsey Nunley | 27 | 2013 |
|--------|---------------|----|------|

### Appearances

|        |                |    |      |
|--------|----------------|----|------|
| Senior | Keary Camunas  | 41 | 2000 |
| Junior | Keary Camunas  | 43 | 1999 |
| Soph.  | Kelsey Nunley  | 45 | 2014 |
| Fresh. | Samantha Allen | 49 | 2005 |

### Games Started

|        |               |    |      |
|--------|---------------|----|------|
| Senior | Keary Camunas | 36 | 2000 |
| Junior | Keary Camunas | 34 | 1999 |
| Soph.  | Kelsey Nunley | 36 | 2014 |
| Fresh. | Amy Kendall   | 32 | 2003 |

### Complete Games

|        |               |    |      |
|--------|---------------|----|------|
| Senior | Keary Camunas | 28 | 2000 |
| Junior | Keary Camunas | 26 | 1999 |
| Soph.  | Keary Camunas | 33 | 1998 |
| Fresh. | Amy Kendall   | 29 | 2003 |

### Shutouts

|        |                |   |      |
|--------|----------------|---|------|
| Senior | Keary Camunas  | 9 | 2000 |
| Junior | Chanda Bell    | 7 | 2011 |
| Soph.  | Kelsey Nunley  | 7 | 2014 |
| Fresh. | Chanda Bell    | 3 | 2009 |
|        | Lauren Cumbess | 3 | 2011 |
|        | Kelsey Nunley  | 3 | 2013 |


### Strikeouts

|        |               |     |      |
|--------|---------------|-----|------|
| Senior | Kelsey Nunley | 203 | 2016 |
| Junior | Chanda Bell   | 205 | 2011 |
| Soph.  | Chanda Bell   | 288 | 2010 |
| Fresh. | Chanda Bell   | 216 | 2009 |

### Opponent Batting Avg. (min. 200 AB)

|        |                |      |      |
|--------|----------------|------|------|
| Senior | Kelsey Nunley  | .178 | 2016 |
| Junior | Chanda Bell    | .175 | 2011 |
| Soph.  | Lauren Cumbess | .193 | 2012 |
| Fresh. | Lauren Cumbess | .201 | 2011 |

(2020 not included, COVID-19)



Leslie Kwiatkowski



# LETTERWINNERS

**A**

|                              |                   |
|------------------------------|-------------------|
| Becky Abner .....            | 2003              |
| <b>Renee Abernathy</b> ..... | <b>2019-Pres.</b> |
| Jessica Adkins .....         | 2009-10           |
| Amanda Allen .....           | 2012              |
| Samantha Allen .....         | 2005-07           |
| Macy Allen .....             | 2009-12           |
| Amy Anderson .....           | 1998              |
| Elie Anderson .....          | 2004              |
| Haley Andrus .....           | 2015-16           |
| Lyndsey Angus .....          | 2000-03           |
| Meagan Aull .....            | 2008-11           |

**B**

|                            |                   |
|----------------------------|-------------------|
| <b>Grace Baalman</b> ..... | <b>2018-Pres.</b> |
| <b>Jaci Babbs</b> .....    | <b>2019-Pres.</b> |
| Chanda Bell .....          | 2009-12           |
| Becky Bishop .....         | 2007              |
| Brynlee Bigelow .....      | 2017              |
| <b>Emmy Blane</b> .....    | <b>2020-Pres.</b> |
| Colleen Boddy .....        | 1999-2000         |
| <b>Emma Boitnott</b> ..... | <b>2020-Pres.</b> |
| Brook Bowman .....         | 2002-04           |
| Maclai Branson .....       | 2019              |
| Lindsay Brogdon .....      | 2006-08           |
| Megan Brooks .....         | 2002-04           |
| Amanda Brown .....         | 2002              |
| Michelle Bucci .....       | 1997-2000         |

**C**

|                          |                   |
|--------------------------|-------------------|
| Keary Camunas .....      | 1997-2000         |
| Katie Campbell .....     | 2004-07           |
| Ginny Carroll .....      | 2011-14           |
| Brittany Cervantes ..... | 2009-12           |
| Abbey Cheek .....        | 2016-19           |
| Kristen Cochran .....    | 2005              |
| <b>Erin Coffel</b> ..... | <b>2021-Pres.</b> |
| Megan Cooper .....       | 2002-06           |
| Kennedy Cowden .....     | 2019              |
| Lauren Cumbess .....     | 2011-14           |
| Aimee Currier .....      | 2009              |

**D**

|                          |           |
|--------------------------|-----------|
| Angie Dal Pozzo .....    | 1999-2002 |
| Jamie Dardis .....       | 2000-02   |
| Gabi Deters .....        | 2020      |
| Samantha DeMartine ..... | 2008-11   |
| Sandi Dengler .....      | 1999-2002 |
| Kara Dill .....          | 2010-13   |
| Ashley Dimkich .....     | 2005-08   |

**E**

|                        |           |
|------------------------|-----------|
| Alli Eckman .....      | 2005-07   |
| Andrea Eilertson ..... | 1999-2002 |
| Jackie Elston .....    | 1998      |

**F**

|                               |                   |
|-------------------------------|-------------------|
| Elizabeth Fadde .....         | 2006-07           |
| Ashley Fertic .....           | 2004-07           |
| Gina Florence .....           | 2004-07           |
| Beth Fogle .....              | 1999-2002         |
| Bethany Foster .....          | 1999              |
| Sarah Frazer .....            | 2011-14           |
| Rachel Friberg .....          | 2001-04           |
| <b>Victoria Fragoso</b> ..... | <b>2021-Pres.</b> |

**G**

|                          |           |
|--------------------------|-----------|
| Emily Gaines .....       | 2011-14   |
| Tekiya Garr-Carter ..... | 2019-2020 |

|                          |                   |
|--------------------------|-------------------|
| <b>Sloan Gayan</b> ..... | <b>2020-Pres.</b> |
| Whitney Glass .....      | 1999              |
| Megan Glenn .....        | 2003-06           |
| Crystal Grace .....      | 1997-98           |
| Lindsay Griggs .....     | 2012              |
| Ashleigh Gustafson ..... | 2009-12           |

**H**

|                             |                   |
|-----------------------------|-------------------|
| <b>Meeko Harrison</b> ..... | <b>2021-Pres.</b> |
| Jacki Haynes .....          | 1997-98           |
| Katie Henderson .....       | 2013              |
| Kelsee Henson .....         | 2016-19           |
| Brooklin Hinz .....         | 2015-18           |
| Lorie Horner .....          | 1997-98           |
| Lindsay Houser .....        | 1997-98           |
| Kara Howard .....           | 2012-15           |
| Jennifer Howland .....      | 1999-2002         |
| Hannah Huffman .....        | 2016-18           |
| <b>Autumn Humes</b> .....   | <b>2018-Pres.</b> |

**J**

|                             |                   |
|-----------------------------|-------------------|
| Amber Janneck .....         | 2004-05           |
| Allie Jest .....            | 2009              |
| <b>Lauren Johnson</b> ..... | <b>2018-Pres.</b> |
| Kalia Johnson .....         | 2017-2018         |
| Molly Johnson .....         | 2007-10           |
| Griffin Joiner .....        | 2012-15           |
| Emily Jolly .....           | 2011-14           |
| Megan Jolly .....           | 2007-08           |
| Nikki Jones .....           | 2000-03           |

**K**

|                            |                   |
|----------------------------|-------------------|
| Madison Kearschner .....   | 2016-2017         |
| Amy Kendall .....          | 2003-06           |
| Callie Kovacs .....        | 2004-05           |
| <b>Kayla Kowalik</b> ..... | <b>2019-Pres.</b> |
| Tiffany Kruse .....        | 1998-2001         |
| Leslie Kwiatkowski .....   | 1998-2001         |

**L**

|                              |                   |
|------------------------------|-------------------|
| Aubrey Lamar .....           | 2011-12           |
| Melissa Leto .....           | 1997-98           |
| <b>Cassie Lindmark</b> ..... | <b>2020-Pres.</b> |
| Ingrid Lochelt .....         | 2003              |
| Liz Love .....               | 1999              |
| Monique Lovell .....         | 2001              |

**M**

|                         |           |
|-------------------------|-----------|
| Emily Marks .....       | 2004-05   |
| Morgan Marr .....       | 2000-02   |
| Shanna Martini .....    | 1999      |
| Stephanie Martino ..... | 2014-16   |
| Alex Martens .....      | 2017-2020 |
| Brooke Marnitz .....    | 2004-07   |
| Amber Matousek .....    | 2007-10   |
| Morgan McCallum .....   | 2017      |
| Katie McCarty .....     | 2006-09   |
| Lori Melchi .....       | 2003-06   |
| Rachael Metzger .....   | 2015-18   |
| Audrey Meyer .....      | 2007-08   |
| Megan Miller .....      | 2006      |
| Kierston Moore .....    | 2017      |
| Susan Moore .....       | 1997-98   |
| Destinee Mordecai ..... | 2007-10   |

**N**

|                            |                   |
|----------------------------|-------------------|
| Jessica Nance .....        | 2002-05           |
| <b>Vanessa Nesby</b> ..... | <b>2021-Pres.</b> |
| Amber Nix .....            | 2005              |

|                     |         |
|---------------------|---------|
| Kelsey Nunley ..... | 2013-16 |
|---------------------|---------|

**O**

|                       |         |
|-----------------------|---------|
| Alice O'Brien .....   | 2010-13 |
| Kristen O'Haver ..... | 2009    |

**P**

|                             |                   |
|-----------------------------|-------------------|
| <b>Mallory Peyton</b> ..... | <b>2018-Pres.</b> |
| Lydia Pierce .....          | 2006              |
| Meagan Prince .....         | 2014-17           |
| Tracie Potts .....          | 1999-2000         |
| Gretchen Prugh .....        | 2004              |

**R**

|                             |         |
|-----------------------------|---------|
| Sarah Rainwater .....       | 2016-19 |
| Briona Rance .....          | 2019    |
| Ali Ray .....               | 2006    |
| Breanne Ray .....           | 2014-17 |
| Katie Reed .....            | 2016-19 |
| Erin Rethlake .....         | 2015-18 |
| Jessica Rice .....          | 2007    |
| Darlington Richardson ..... | 2013-15 |
| Rachel Rose .....           | 2009-12 |
| Jessica Roy .....           | 2010    |
| Annie Rowlands .....        | 2008-11 |
| Ashley Ruiz .....           | 2017-18 |

**S**

|                                   |                   |
|-----------------------------------|-------------------|
| Nikki Sagermann .....             | 2013-16           |
| Sylver Samuel .....               | 2013-16           |
| Jenny Schaper .....               | 2016-19           |
| <b>Stephaine Schoonover</b> ..... | <b>2021-Pres.</b> |
| Meghan Schorman .....             | 2019-2021         |
| Jenny Sibert .....                | 2004-07           |
| Erika Silence .....               | 2009-12           |
| Ansley Smith .....                | 2013-16           |
| Krystal Smith .....               | 2011-14           |
| Natalie Smith .....               | 2007-10           |
| <b>Rylea Smith</b> .....          | <b>2020-Pres.</b> |
| Shannon Smith .....               | 2014-17           |
| Sarah Snider .....                | 1997-2000         |
| <b>Tatum Spangler</b> .....       | <b>2019-Pres.</b> |
| Larissa Spellman .....            | 2017-2020         |
| Maisie Steed .....                | 2013-16           |
| <b>Miranda Stoddard</b> .....     | <b>2020-Pres.</b> |
| Christian Stokes .....            | 2013-16           |
| Joy Sutton .....                  | 2001              |

**T**

|                           |                   |
|---------------------------|-------------------|
| Stephanie Thompson .....  | 1998              |
| <b>Erica Thulen</b> ..... | <b>2021-Pres.</b> |
| Bethany Todd .....        | 2018              |
| Jessica Trueblood .....   | 2006              |

**V**

|                   |           |
|-------------------|-----------|
| Bailey Vick ..... | 2017-2020 |
| Marie Vida .....  | 2001      |

**W**

|                       |         |
|-----------------------|---------|
| Kristi Warneke .....  | 2005    |
| Ellen Weaver .....    | 2011-13 |
| Bethany Wiegand ..... | 1999    |
| Crystalie Wolfe ..... | 2003-04 |

**Y**

|                      |         |
|----------------------|---------|
| Megan Yocke .....    | 2008-11 |
| Jennifer Young ..... | 2007-10 |



# ALL-TIME JERSEY NUMBERS

|                         |           |
|-------------------------|-----------|
| #00                     |           |
| Tekiya Garr-Carter..... | 2019-2020 |
| Natalie Smith.....      | 2007-10   |
| Jacqueline Haynes.....  | 1997-98   |

|                              |                   |
|------------------------------|-------------------|
| #1                           |                   |
| <b>Miranda Stoddard.....</b> | <b>2020-Pres.</b> |
| Sarah Rainwater.....         | 2016-19           |
| Rachel Riley.....            | 2011-12           |
| Amber Matousek.....          | 2007-10           |
| Megan Miller.....            | 2006              |
| Megan Brooks.....            | 2002-04           |
| Marie Vida.....              | 2001              |

|                       |           |
|-----------------------|-----------|
| #2                    |           |
| Bailey Vick.....      | 2017-2020 |
| Sylvester Samuel..... | 2013-16   |
| Chanda Bell.....      | 2009-12   |
| Jenny Sibert.....     | 2005-07   |

|                           |                   |
|---------------------------|-------------------|
| #3                        |                   |
| <b>Grace Baalman.....</b> | <b>2018-Pres.</b> |
| Shannon Smith.....        | 2014-2017         |
| Ginny Carroll.....        | 2011-12           |
| Aimee Currier.....        | 2009              |
| Jessica Rice.....         | 2007              |
| Jessica Trueblood.....    | 2006              |
| Brooke Marnitz.....       | 2004-05           |
| Andrea Eilertson.....     | 1999-2002         |

|                             |                   |
|-----------------------------|-------------------|
| #4                          |                   |
| <b>Renee Abernathy.....</b> | <b>2019-Pres.</b> |
| Haley Andrus.....           | 2015-16           |
| Macy Allen.....             | 2009-12           |
| Audrey Meyer.....           | 2007-08           |
| Nikki Jones.....            | 2000-03           |

|                            |                   |
|----------------------------|-------------------|
| #5                         |                   |
| <b>Tatum Spangler.....</b> | <b>2019-Pres.</b> |
| Meagan Prince.....         | 2014-2017         |
| Lindsay Griggs.....        | 2012              |
| Gina Florence.....         | 2004-07           |
| Bobbi Darretta.....        | 2003              |
| Angie Dal Pozzo.....       | 1999-2002         |
| Stephanie Thompson.....    | 1998              |
| Michelle Brown.....        | 1997              |

|                              |                   |
|------------------------------|-------------------|
| #6                           |                   |
| <b>Victoria Fragoso.....</b> | <b>2021-Pres.</b> |
| Jenny Schaper.....           | 2016-19           |
| Katie McCarty.....           | 2006-09           |
| Amber Nix.....               | 2005              |

|                          |                   |
|--------------------------|-------------------|
| #7                       |                   |
| <b>Autumn Humes.....</b> | <b>2018-Pres.</b> |
| Morgan McCallum.....     | 2017              |
| Maisie Steed.....        | 2013-16           |
| Kristen O'Haver.....     | 2009              |
| Alli Eckman.....         | 2005-07           |
| Elie Anderson.....       | 2004              |
| Brook Bowman.....        | 2002-04           |
| Tiffany Kruse.....       | 1997-2001         |

|                         |           |
|-------------------------|-----------|
| #8                      |           |
| Briona Rance.....       | 2019      |
| Erin Rethlake.....      | 2015-2018 |
| Katie Henderson.....    | 2013      |
| Ashleigh Gustafson..... | 2009-12   |
| Samantha Allen.....     | 2006-08   |
| Amber Janneck.....      | 2004-05   |
| Michelle Hall.....      | 2003      |
| Meghan Cooper.....      | 2002      |
| Tracie Potts.....       | 1999-2000 |
| Monique Lovell.....     | 2001      |
| Leslie Kwiatkowski..... | 1998      |
| Suzanne Kopolos.....    | 1997      |

|                            |                   |
|----------------------------|-------------------|
| #9                         |                   |
| <b>Lauren Johnson.....</b> | <b>2018-Pres.</b> |
| Breanne Ray.....           | 2014-2017         |
| Alice O'Brien.....         | 2010-13           |
| Savannah Mitcham.....      | 2004              |
| Jamie Dardis.....          | 2000-02           |
| Liz Love.....              | 1999              |
| Kolleen Fitzgerald.....    | 1997              |

|                       |           |
|-----------------------|-----------|
| #10                   |           |
| Olivia Ward.....      | 2019      |
| Christian Stokes..... | 2013-16   |
| Meagan Aull.....      | 2008-2011 |

|                    |           |
|--------------------|-----------|
| Ashley Fertic..... | 2004-07   |
| Leslie Floyd.....  | 2002      |
| Sarah Snider.....  | 1997-2000 |

|                           |                   |
|---------------------------|-------------------|
| #11                       |                   |
| <b>Vanessa Nesby.....</b> | <b>2021-Pres.</b> |
| Abbey Cheek.....          | 2016-19           |
| Krystal Smith.....        | 2011-14           |
| Rachel Riley.....         | 2009-10           |
| Becky Bishop.....         | 2007-08           |
| Ali Ray.....              | 2006              |
| Callie Kovacs.....        | 2004-05           |
| Becky Abner.....          | 2003              |
| Jennifer Howland.....     | 1999-2002         |
| Andrea Goeprich.....      | 1997              |

|                     |           |
|---------------------|-----------|
| #12                 |           |
| Megan Yocke.....    | 2008-2011 |
| Lydia Pierce.....   | 2006      |
| Rachel Friberg..... | 2001-04   |
| Sandi Dengler.....  | 1999-2000 |
| Amy Anderson.....   | 1998      |
| Brooke Tilley.....  | 1997      |

|                            |                   |
|----------------------------|-------------------|
| #13                        |                   |
| <b>Mallory Peyton.....</b> | <b>2018-Pres.</b> |
| Griffin Joiner.....        | 2012-15           |
| Destinee Mordecai.....     | 2007-10           |
| Susan Moore.....           | 1997-98           |

|                         |                   |
|-------------------------|-------------------|
| #14                     |                   |
| <b>Jaci Babbs.....</b>  | <b>2019-Pres.</b> |
| Brittany Cervantes..... | 2009-12           |
| Emily Marks.....        | 2004-05           |
| Lyndsey Angus.....      | 2000-03           |
| Susan Messmer.....      | 1999              |
| Crystal Grace.....      | 1997-98           |

|                     |         |
|---------------------|---------|
| #15                 |         |
| Kara Dill.....      | 2010-13 |
| Brooke Marnitz..... | 2006-07 |
| Jessica Nance.....  | 2002-05 |
| Joy Sutton.....     | 2001    |
| Bethany Foster..... | 1999    |
| Lindsay Houser..... | 1997-98 |

|                      |         |
|----------------------|---------|
| #16                  |         |
| Aubrey Lamar.....    | 2011-12 |
| Elizabeth Fadde..... | 2006-07 |

|                         |                   |
|-------------------------|-------------------|
| #17                     |                   |
| <b>Sloan Gayan.....</b> | <b>2020-Pres.</b> |
| Bethany Todd.....       | 2018              |
| Annie Rowlands.....     | 2008-2011         |
| Kristen Cochran.....    | 2005              |

|                         |           |
|-------------------------|-----------|
| #18                     |           |
| Amanda Allen.....       | 2012      |
| Molly Johnson.....      | 2007-10   |
| Gretchen Prugh.....     | 2004      |
| Kathleen Biondi.....    | 2003      |
| Julie Castelli.....     | 2002      |
| Leslie Kwiatkowski..... | 1998-2001 |
| Melissa Leto.....       | 1997-98   |

|                         |                   |
|-------------------------|-------------------|
| #19                     |                   |
| <b>Rylea Smith.....</b> | <b>2020-Pres.</b> |
| Kelsee Henson.....      | 2016-19           |
| Lauren Cumbess.....     | 2011-14           |
| Allie Jest.....         | 2009              |
| Meghan Cooper.....      | 2003-06           |
| Morgan Marr.....        | 2000-02           |
| Bethany Wiegand.....    | 1999              |
| Courtney Woodrow.....   | 1997              |

|                          |                   |
|--------------------------|-------------------|
| #20                      |                   |
| <b>Erica Thulen.....</b> | <b>2021-Pres.</b> |
| Maclai Branson.....      | 2019.             |

|                         |                   |
|-------------------------|-------------------|
| #21                     |                   |
| <b>Erin Coffel.....</b> | <b>2021-Pres.</b> |
| Hannah Huffman.....     | 2016-2018         |
| Emily Jolly.....        | 2011-14           |
| Jessica Adkins.....     | 2009-10           |
| Megan Jolly.....        | 2007-08           |
| Megan Glenn.....        | 2003-06           |
| Sandi Dengler.....      | 2001-02           |
| Michelle Bucci.....     | 1997-2000         |

|                         |           |
|-------------------------|-----------|
| #22                     |           |
| Kierston Moore.....     | 2017      |
| Samantha DeMartine..... | 2008-2011 |
| Katie Campbell.....     | 2004-07   |
| Ingrid Lochelt.....     | 2003      |
| Whitney Glass.....      | 1999      |

|                                  |                   |
|----------------------------------|-------------------|
| #23                              |                   |
| <b>Stephanie Schoonover.....</b> | <b>2021-Pres.</b> |
| Katie Reed.....                  | 2016-19           |
| Jessica Rose.....                | 2010              |
| Jenny Sibert.....                | 2004              |
| Amanda Brown.....                | 2002              |
| Shanna Martini.....              | 1999              |
| Meredith Sales.....              | 1997              |

|                           |                   |
|---------------------------|-------------------|
| #24                       |                   |
| <b>Emma Boitnott.....</b> | <b>2020-Pres.</b> |
| Kennedy Cowden.....       | 2019              |
| Madison Kearschner.....   | 2016-2017         |
| Kara Howard.....          | 2012-15           |

|                        |                   |
|------------------------|-------------------|
| #25                    |                   |
| <b>Emmy Blane.....</b> | <b>2020-Pres.</b> |
| Brooklin Hinz.....     | 2015-18           |
| Erika Silence.....     | 2009-12           |
| Samantha Allen.....    | 2005              |

|                        |           |
|------------------------|-----------|
| #26                    |           |
| Meghan Schorman.....   | 2019-2021 |
| Stephanie Martino..... | 2014-16   |
| Ellen Weaver.....      | 2011-13   |
| Ashley Dimkich.....    | 2005-08   |

|                   |         |
|-------------------|---------|
| #27               |         |
| Emily Gaines..... | 2011-14 |

|                     |           |
|---------------------|-----------|
| #28                 |           |
| Ashley Ruiz.....    | 2017-2018 |
| Jennifer Young..... | 2007-10   |
| Lori Melchi.....    | 2003-06   |
| Beth Fogle.....     | 1999-2002 |
| Jackie Elston.....  | 1998      |

|                    |           |
|--------------------|-----------|
| #29                |           |
| Amy Kendall.....   | 2003-06   |
| Keary Camunas..... | 1997-2000 |

|                       |           |
|-----------------------|-----------|
| #30                   |           |
| Larissa Spellman..... | 2017-2020 |
| Ginny Carroll.....    | 2013-14   |

|                      |         |
|----------------------|---------|
| #32                  |         |
| Lindsay Brogdon..... | 2006-08 |
| Kristi Warneke.....  | 2005    |

|                      |           |
|----------------------|-----------|
| #33                  |           |
| Alex Martens.....    | 2017-2020 |
| Kelsey Nunley.....   | 2013-16   |
| Crystalie Wolfe..... | 2003-04   |
| Colleen Boddy.....   | 1999-2000 |
| Lori Horner.....     | 1997-98   |

|                             |                   |
|-----------------------------|-------------------|
| #34                         |                   |
| <b>Cassie Lindmark.....</b> | <b>2020-Pres.</b> |

|                      |         |
|----------------------|---------|
| #42                  |         |
| Brynlee Bigelow..... | 2017    |
| Ansley Smith.....    | 2013-16 |

|                            |         |
|----------------------------|---------|
| #43                        |         |
| Darlington Richardson..... | 2013-15 |

|                      |           |
|----------------------|-----------|
| #44                  |           |
| Gabi Deters.....     | 2020      |
| Rachael Metzger..... | 2015-2018 |
| Sarah Frazer.....    | 2011-14   |

|                            |                   |
|----------------------------|-------------------|
| #77                        |                   |
| <b>Meeko Harrison.....</b> | <b>2021-Pres.</b> |
| Nikki Sagermann.....       | 2013-16           |

|                    |           |
|--------------------|-----------|
| #88                |           |
| Kaila Johnson..... | 2017-2018 |

|                           |                  |
|---------------------------|------------------|
| #99                       |                  |
| <b>Kayla Kowalik.....</b> | <b>2019-Pres</b> |



# #1 Miranda Stoddard



Anaheim, Calif./Orange Lutheran HS




Sophomore / History



UTL



Bats: R / Throws: R



**2021:**

- \* 3-0 in the circle this season with wins over Campbell, Florida International and Coastal Carolina
- \* Only six earned runs allowed this season in her 22.1 innings with 11 strikeouts and four walks
- \* Scored a run in each of Kentucky's first five games, logging a hit in three of those games
- \* Her five home runs are fourth-best on the team

| Category                 | Season High (Last)                                  | Career High (Last)                                 |
|--------------------------|---|--|
| At-Bats                  | 4, three times, last vs. Pitt (3/4/21)              | 4, four times, last vs. Pitt (3/4/21)              |
| Runs                     | 2, three times, last vs. New Mexico State (2/27/21) | 2, four times, last vs. New Mexico State (2/27/21) |
| Hits                     | 3 vs. Campbell (2/20/21)                            | 3 vs. Campbell (2/20/21)                           |
| RBI                      | 4 vs. Campbell (2/20/21)                            | 4, twice, last vs. Campbell (2/20/21)              |
| Walks                    | 2, three times, last vs. Florida Atlantic (3/7/21)  | 2, three times, last vs. Florida Atlantic (3/7/21) |
| Stolen Bases             | -   | -  |
| Hitting Streak (current) | 4 (0)   | 4 (2021)   |

## CAREER STATS

| Year         | ERA         | W        | L        | App       | GS       | CG       | SHO      | CBO      | SV       | IP          | H         | R         | ER        | BB         | SO       | 2B       | 3B       | HR        | BF       | B/Avg       | WP       | HBP      | BK       | SFA      | SHA      |
|--------------|-------------|----------|----------|-----------|----------|----------|----------|----------|----------|-------------|-----------|-----------|-----------|------------|----------|----------|----------|-----------|----------|-------------|----------|----------|----------|----------|----------|
| 2020         | 4.12        | 2        | 0        | 7         | 2        | 1        | 0        | 0        | 1        | 17.0        | 18        | 11        | 10        | 311        | 3        | 0        | 6        | 7         | 3        | .257        | 1        | 0        | 0        | 0        | 0        |
| 2021         | 1.88        | 3        | 0        | 7         | 3        | 0        | 0        | 1        | 1        | 22.1        | 23        | 10        | 6         | 411        | 4        | 0        | 1        | 9         | 6        | .253        | 0        | 0        | 0        | 0        | 1        |
| <b>TOTAL</b> | <b>2.85</b> | <b>5</b> | <b>0</b> | <b>14</b> | <b>5</b> | <b>1</b> | <b>0</b> | <b>1</b> | <b>2</b> | <b>39.1</b> | <b>41</b> | <b>21</b> | <b>16</b> | <b>722</b> | <b>7</b> | <b>0</b> | <b>7</b> | <b>16</b> | <b>9</b> | <b>.255</b> | <b>1</b> | <b>0</b> | <b>0</b> | <b>0</b> | <b>1</b> |

| Year         | AVG         | GP        | GS        | AB        | R         | H         | 2B       | 3B       | HR       | RBI       | TB        | SLG%        | BB        | HBP      | SO       | GDP      | OB%         | SF       | SH       | SB       | ATT      | PO        | A         | E        | FLD%        |
|--------------|-------------|-----------|-----------|-----------|-----------|-----------|----------|----------|----------|-----------|-----------|-------------|-----------|----------|----------|----------|-------------|----------|----------|----------|----------|-----------|-----------|----------|-------------|
| 2020         | .333        | 18        | 7         | 21        | 7         | 7         | 2        | 0        | 1        | 8         | 12        | .571        | 5         | 2        | 4        | 0        | .483        | 1        | 0        | 0        | 0        | 13        | 14        | 4        | .871        |
| 2021         | .239        | 18        | 17        | 46        | 14        | 11        | 0        | 0        | 5        | 16        | 26        | .565        | 11        | 0        | 5        | 0        | .379        | 1        | 0        | 0        | 0        | 10        | 35        | 0        | 1.000       |
| <b>TOTAL</b> | <b>.269</b> | <b>36</b> | <b>24</b> | <b>67</b> | <b>21</b> | <b>18</b> | <b>2</b> | <b>0</b> | <b>6</b> | <b>24</b> | <b>38</b> | <b>.567</b> | <b>16</b> | <b>2</b> | <b>9</b> | <b>0</b> | <b>.414</b> | <b>2</b> | <b>0</b> | <b>0</b> | <b>0</b> | <b>23</b> | <b>49</b> | <b>4</b> | <b>.947</b> |



# #3 Grace Baalman



Hardin, Illinois / Calhoun HS



Senior / Art Studio



P



Bats: R / Throws: R

2018 All-SEC Freshman Team



**2021:**

- \* 5-0 on the season in the circle with a 2.33 ERA
- \* Has allowed three hits or less in eight of her nine pitching appearances this season
- \* Set a new career high with four RBI in a game vs. Samford in February
- \* Her 5-0 start to the season is the best start of her career at Kentucky
- \* Captain

| Pitching Category        | Season High (Last)                               | Career High (Last)                               |
|--------------------------|--|--|
| Innings                  | 6.0, twice, last vs. Illinois State (3/5/21)     | 10.1 vs. Arizona State (2/15/20)                 |
| Strikeouts               | 7 vs. Illinois State (3/5/21)                    | 11 vs. Arizona State (2/15/20)                   |
| Wins                     | 5  | 14 (2019)  |
| Appearances              | 9  | 33 (2019)  |
| At-Bats                  | 3, three times, last vs. Illinois State (3/5/21) | 3, three times, last vs. Illinois State (3/5/21) |
| Runs                     | 1, 4 times, last vs. Stetson (2/28/21)           | 1, 7 times, last vs. Stetson (2/28/21)           |
| Hits                     | 2, twice, last vs. Campbell (2/20/21)            | 2, twice, last vs. Campbell (2/20/21)            |
| RBI                      | 4 vs. Samford (2/12/21)                          | 4 vs. Samford (2/12/21)                          |
| Walks                    | 2 vs. Florida Atlantic (3/7/21)                  | 2 vs. Florida Atlantic (3/7/21)                  |
| Stolen Bases             | -  | -  |
| Hitting Streak (current) | 2 games (0)                                      | 2 games (2020 and 2021)                          |

## CAREER STATS

| Year         | ERA         | W         | L         | App       | GS        | CG        | SHO      | CBO      | SV       | IP           | H          | R           | ER         | BB         | SO         | 2B        | 3B          | HR        | BF          | B/Avg       | WP        | HBP       | BK        | SFA      | SHA         |
|--------------|-------------|-----------|-----------|-----------|-----------|-----------|----------|----------|----------|--------------|------------|-------------|------------|------------|------------|-----------|-------------|-----------|-------------|-------------|-----------|-----------|-----------|----------|-------------|
| 2018         | 2.72        | 14        | 9         | 31        | 20        | 10        | 3        | 0        | 1        | 136.1        | 136        | 65          | 53         | 48         | 98         | 27        | 3           | 9         | 597         | .258        | 11        | 9         | 0         | 3        | 10          |
| 2019         | 2.72        | 10        | 10        | 34        | 22        | 10        | 4        | 1        | 0        | 141.2        | 131        | 77          | 55         | 66         | 102        | 25        | 5           | 22        | 636         | .237        | 12        | 12        | 0         | 2        | 4           |
| 2020         | 3.54        | 3         | 2         | 8         | 2         | 1         | 0        | 1        | 0        | 29.2         | 26         | 23          | 15         | 23         | 31         | 5         | 0           | 5         | 144         | .241        | 2         | 5         | 0         | 3        | 5           |
| 2021         | 2.33        | 5         | 0         | 9         | 5         | 1         | 0        | 2        | 1        | 27.0         | 18         | 12          | 9          | 7          | 20         | 3         | 0           | 3         | 111         | .184        | 2         | 5         | 0         | 1        | 0           |
| <b>TOTAL</b> | <b>2.76</b> | <b>32</b> | <b>21</b> | <b>82</b> | <b>49</b> | <b>22</b> | <b>7</b> | <b>4</b> | <b>2</b> | <b>334.2</b> | <b>311</b> | <b>177</b>  | <b>132</b> | <b>144</b> | <b>251</b> | <b>60</b> | <b>8</b>    | <b>39</b> | <b>1488</b> | <b>.242</b> | <b>27</b> | <b>31</b> | <b>0</b>  | <b>9</b> | <b>19</b>   |
| Year         | AVG         | GP        | GS        | AB        | R         | H         | 2B       | 3B       | HR       | RBI          | TB         | SLG%        | BB         | HBP        | SO         | GDP       | OB%         | SF        | SH          | SB          | ATT       | PO        | A         | E        | FLD%        |
| 2018         | .125        | 18        | 13        | 24        | 0         | 3         | 0        | 0        | 0        | 2            | 3          | .125        | 1          | 0          | 7          | 0         | .160        | 0         | 1           | 0           | 0         | 4         | 37        | 0        | 1.000       |
| 2019         | .200        | 36        | 22        | 15        | 1         | 3         | 0        | 0        | 0        | 2            | 3          | .200        | 2          | 0          | 4          | 0         | .294        | 0         | 0           | 0           | 0         | 1         | 30        | 2        | .939        |
| 2020         | .188        | 8         | 4         | 16        | 1         | 3         | 1        | 0        | 1        | 3            | 7          | .438        | 2          | 0          | 5          | 0         | .263        | 1         | 1           | 0           | 0         | 1         | 2         | 0        | 1.000       |
| 2021         | .346        | 13        | 9         | 26        | 5         | 9         | 0        | 0        | 3        | 11           | 18         | .692        | 6          | 0          | 3          | 0         | .455        | 1         | 0           | 0           | 0         | 2         | 3         | 0        | 1.000       |
| <b>TOTAL</b> | <b>.222</b> | <b>75</b> | <b>48</b> | <b>81</b> | <b>7</b>  | <b>18</b> | <b>1</b> | <b>0</b> | <b>4</b> | <b>18</b>    | <b>31</b>  | <b>.383</b> | <b>11</b>  | <b>0</b>   | <b>19</b>  | <b>0</b>  | <b>.309</b> | <b>2</b>  | <b>2</b>    | <b>0</b>    | <b>0</b>  | <b>8</b>  | <b>72</b> | <b>2</b> | <b>.976</b> |



# #4 Renee Abernathy



Springfield, Illinois / Sacred Heart Griffin HS




Junior / Health Human Science (Physician Asst.)



OF



Bats: L / Throws: L



**2021:**

- \* Had a career weekend for Kentucky, knocking in six runs and hitting .636 in her debut in the No. 3 hole in Kentucky's lineup for 2021 against Samford
- \* The Springfield, Illinois, native set single-game career highs in batting average, at bats, runs, hits, RBI and stolen bases during the course of the three-game weekend vs. Samford
- \* Seven multi-hit games this year
- \* Nine extra-base hits this season, with seven of those coming in RBI situations

| Category                 | Season High (Last)                             | Career High (Last)                             |
|--------------------------|--|--|
| At-Bats                  | 4, six times, last vs. Illinois State (3/5/21) | 4, six times, last vs. Illinois State (3/5/21) |
| Runs                     | 3 vs. UNC Greensboro (2/19/21)                 | 3 vs. UNC Greensboro (2/19/21)                 |
| Hits                     | 3, four times, last vs. NC Central (2/21/21)   | 3, four times, last vs. NC Central (2/21/21)   |
| RBI                      | 4 vs. Samford (2/13/21)                        | 4 vs. Samford (2/13/21)                        |
| Walks                    | 2 vs. Stetson (2/27/21)                        | 2, twice, last vs. Stetson (2/27/21)           |
| Stolen Bases             | 1, three times, last vs. Stetson (2/27/21)     | 1, three times, last vs. Stetson (2/27/21)     |
| Hitting Streak (current) | 4 games (0)                                    | 4 games (2021)                                 |

## CAREER STATS

| Year         | AVG         | GP        | GS        | AB        | R         | H         | 2B       | 3B       | HR       | RBI       | TB        | SLG%        | BB        | HBP      | SO        | GDP      | OB%         | SF       | SH       | SB       | ATT      | PO        | A        | E        | FLD%        |
|--------------|-------------|-----------|-----------|-----------|-----------|-----------|----------|----------|----------|-----------|-----------|-------------|-----------|----------|-----------|----------|-------------|----------|----------|----------|----------|-----------|----------|----------|-------------|
| 2019         | .000        | 12        | 2         | 6         | 1         | 0         | 0        | 0        | 0        | 0         | 0         | .000        | 2         | 0        | 4         | 0        | .250        | 0        | 0        | 0        | 0        | 0         | 0        | 0        | .000        |
| 2020         | .235        | 22        | 6         | 34        | 7         | 8         | 2        | 0        | 1        | 9         | 13        | .382        | 6         | 1        | 6         | 0        | .366        | 0        | 0        | 0        | 0        | 5         | 0        | 1        | .833        |
| 2021         | .421        | 19        | 19        | 57        | 13        | 24        | 4        | 2        | 3        | 23        | 41        | .719        | 8         | 5        | 7         | 0        | .514        | 2        | 0        | 3        | 4        | 13        | 0        | 1        | .929        |
| <b>TOTAL</b> | <b>.330</b> | <b>53</b> | <b>27</b> | <b>97</b> | <b>21</b> | <b>32</b> | <b>6</b> | <b>2</b> | <b>4</b> | <b>32</b> | <b>54</b> | <b>.557</b> | <b>16</b> | <b>6</b> | <b>17</b> | <b>0</b> | <b>.446</b> | <b>2</b> | <b>0</b> | <b>3</b> | <b>4</b> | <b>18</b> | <b>0</b> | <b>2</b> | <b>.900</b> |



# #5 Tatum Spangler



Henderson, Nevada / Coronado HS



Junior / Animal Sciences (Veterinary)



INF/OF/P



Bats: L / Throws: L



- Nevada Preps Softball Player of the Year in 2018
- Nevada Preps Pitcher of the Year for the Sunrise Region in 2018 and 2017
- Helped Coronado High School to a Southeast Division championship in her freshman season and a third-place finish in the State Championships her junior year.
- First Team All-State the last 3 years and second team her freshman year

**2021:**

- \* Went 3-for-4 against Florida Atlantic with three singles and a pair of RBI
- \* Four games this year scoring 2+ runs, including a career-high tying three vs. New Mexico State at THE Spring Games
- \* Pitched 6.0 innings vs. Stetson only allowing one hit. She had one walk and six strikeouts in the game, as well.

| Category                 | Season High (Last)                           | Career High (Last)                                 |
|--------------------------|--|--|
| At-Bats                  | 4 vs. Florida Atlantic (3/7/21)              | 4, four times, last vs. Florida Atlantic (3/7/21)  |
| Runs                     | 3 vs. New Mexico State (2/26/21)             | 3, twice, last vs. New Mexico State (2/26/21)      |
| Hits                     | 3, twice, last vs. Florida Atlantic (3/7/21) | 3, twice, last vs. Florida Atlantic (3/7/21)       |
| RBI                      | 2, twice, last vs. Florida Atlantic (3/7/21) | 2, three times, last vs. Florida Atlantic (3/7/21) |
| Walks                    | 1, three times, last vs. Campbell (2/20/21)  | 1, seven times, last vs. Campbell (2/20/21)        |
| Stolen Bases             | 1 vs. NC Central (2/20/21)                   | 1, twice, last vs. NC Central (2/20/21)            |
| Hitting Streak (current) | 2 (2)  | 2 games (2019, 2020, 2021, current)                |
| Innings                  | 6.0 vs. Stetson (2/27/21)                    | 6.0 vs. Stetson (2/27/21)                          |
| Strikeouts               | 7 vs. NC Central (2/20/21)                   | 7 vs. NC Central (2/20/21)                         |
| Wins                     | 2  | 4 (2019)   |

| CAREER STATS |             |           |           |           |           |           |          |          |          |             |           |             |           |           |           |          |             |          |            |             |          |           |           |          |             |  |
|--------------|-------------|-----------|-----------|-----------|-----------|-----------|----------|----------|----------|-------------|-----------|-------------|-----------|-----------|-----------|----------|-------------|----------|------------|-------------|----------|-----------|-----------|----------|-------------|--|
| Year         | AVG         | GP        | GS        | AB        | R         | H         | 2B       | 3B       | HR       | RBI         | TB        | SLG%        | BB        | HBP       | SO        | GDP      | OB%         | SF       | SH         | SB          | ATT      | PO        | A         | E        | FLD%        |  |
| 2019         | .188        | 41        | 9         | 16        | 8         | 3         | 1        | 0        | 0        | 3           | 4         | .250        | 1         | 0         | 4         | 0        | .222        | 1        | 1          | 0           | 0        | 17        | 3         | 3        | .870        |  |
| 2020         | .286        | 21        | 19        | 49        | 13        | 14        | 5        | 0        | 1        | 4           | 22        | .449        | 4         | 1         | 8         | 1        | .352        | 0        | 1          | 1           | 1        | 7         | 5         | 0        | 1.000       |  |
| 2021         | .419        | 18        | 13        | 31        | 16        | 13        | 2        | 1        | 0        | 7           | 17        | .548        | 3         | 0         | 4         | 0        | .457        | 1        | 0          | 1           | 1        | 8         | 2         | 1        | .909        |  |
| <b>TOTAL</b> | <b>.313</b> | <b>80</b> | <b>41</b> | <b>96</b> | <b>37</b> | <b>30</b> | <b>8</b> | <b>1</b> | <b>1</b> | <b>14</b>   | <b>43</b> | <b>.448</b> | <b>8</b>  | <b>1</b>  | <b>16</b> | <b>1</b> | <b>.364</b> | <b>2</b> | <b>2</b>   | <b>2</b>    | <b>2</b> | <b>32</b> | <b>10</b> | <b>4</b> | <b>.913</b> |  |
| Year         | ERA         | W         | L         | App       | GS        | CG        | SHO      | CBO      | SV       | IP          | H         | R           | ER        | BB        | SO        | 2B       | 3B          | HR       | BF         | B/Avg       | WP       | HBP       | BK        | SFA      | SHA         |  |
| 2019         | 3.73        | 4         | 1         | 10        | 4         | 2         | 1        | 1        | 0        | 20.2        | 20        | 11          | 11        | 12        | 17        | 4        | 1           | 0        | 99         | .238        | 4        | 3         | 0         | 0        | 0           |  |
| 2020         | 4.94        | 0         | 1         | 7         | 3         | 0         | 0        | 1        | 0        | 11.1        | 10        | 10          | 8         | 7         | 12        | 1        | 0           | 2        | 55         | .227        | 2        | 2         | 0         | 1        | 1           |  |
| 2021         | 0.64        | 2         | 0         | 2         | 2         | 1         | 0        | 1        | 0        | 11.0        | 5         | 1           | 1         | 4         | 13        | 2        | 0           | 0        | 44         | .132        | 0        | 2         | 0         | 0        | 0           |  |
| <b>TOTAL</b> | <b>3.26</b> | <b>6</b>  | <b>2</b>  | <b>19</b> | <b>9</b>  | <b>3</b>  | <b>1</b> | <b>3</b> | <b>0</b> | <b>43.0</b> | <b>35</b> | <b>22</b>   | <b>20</b> | <b>23</b> | <b>42</b> | <b>7</b> | <b>1</b>    | <b>2</b> | <b>198</b> | <b>.211</b> | <b>6</b> | <b>7</b>  | <b>0</b>  | <b>1</b> | <b>1</b>    |  |







# #7 Autumn Humes



**Bald Knob, Arkansas / Harding University (AR)**



**Senior-5 / Kinesiology**



**INF/P**



**Bats: R / Throws: R**



- 2017 NCAA Division II Freshman of the Year (Harding University)
- SEC Pitcher of the Week (3/12/19)
- 2019 SEC All-Tournament Team member

**2021:**

- \* Grand slam at the plate vs. UNC Greensboro to tie her career high with 4 RBI
- \* Is 8-0 as a pitcher this year, the best start to a season for her record-wise in the circle in her career
- \* Complete-game shutout on opening day vs. Samford, allowing 0 walks and 7 K's
- \* Three complete games
- \* Captain

| Category                 | Season High (Last)                                | Career High (Last)                                |
|--------------------------|---|---|
| At-Bats                  | 5 vs. Samford (2/13/21)                           | 5 vs. Samford (2/13/21)                           |
| Runs                     | 1, six times, last vs. Coastal Carolina (3/7/21)  | 2 vs. Boise State (2/14/20)                       |
| Hits                     | 3 vs. Samford (2/13/21)                           | 3 vs. Samford (2/13/21)                           |
| RBI                      | 4 vs. UNC Greensboro (2/19/21)                    | 4, three times, last vs. UNC Greensboro (2/19/21) |
| Walks                    | 1, four times, last vs. Coastal Carolina (3/7/21) | 1, 12 times, last vs. Coastal Carolina (3/7/21)   |
| Stolen Bases             | -   | 1, vs. Oregon (2/16/19)                           |
| Hitting Streak (current) | 2 (1)   | 4 (2020)  |
| Innings                  | 7.0 vs. Samford (2/12/21)                         | 11.1 vs. Auburn (3/24/18)                         |
| Strikeouts               | 9 vs. Mt. St. Mary's (2/21/21)                    | 9, twice, last vs. Mt. St. Mary's (2/21/21)       |
| Wins                     | 8   | 15 (2019)   |

## CAREER STATS

| Year         | AVG         | GP        | GS        | AB         | R         | H         | 2B       | 3B       | HR       | RBI          | TB         | SLG%        | BB         | HBP       | SO         | GDP       | OB%         | SF        | SH          | SB          | ATT       | PO        | A         | E        | FLD%        |
|--------------|-------------|-----------|-----------|------------|-----------|-----------|----------|----------|----------|--------------|------------|-------------|------------|-----------|------------|-----------|-------------|-----------|-------------|-------------|-----------|-----------|-----------|----------|-------------|
| 2018         | .217        | 21        | 10        | 23         | 2         | 5         | 2        | 0        | 1        | 1            | 10         | .435        | 2          | 0         | 7          | 0         | .280        | 0         | 0           | 0           | 0         | 8         | 21        | 1        | .967        |
| 2019         | .190        | 41        | 26        | 42         | 3         | 8         | 1        | 0        | 0        | 3            | 9          | .214        | 2          | 0         | 6          | 1         | .227        | 0         | 0           | 1           | 1         | 10        | 39        | 2        | .961        |
| 2020         | .300        | 14        | 8         | 30         | 6         | 9         | 2        | 0        | 4        | 15           | 23         | .767        | 4          | 0         | 6          | 0         | .382        | 0         | 0           | 0           | 0         | 1         | 7         | 0        | 1.000       |
| 2021         | .297        | 13        | 12        | 37         | 6         | 11        | 0        | 0        | 4        | 10           | 23         | .622        | 4          | 0         | 6          | 1         | .366        | 0         | 0           | 0           | 0         | 1         | 13        | 0        | 1.000       |
| <b>TOTAL</b> | <b>.250</b> | <b>89</b> | <b>56</b> | <b>132</b> | <b>17</b> | <b>33</b> | <b>5</b> | <b>0</b> | <b>9</b> | <b>29</b>    | <b>65</b>  | <b>.492</b> | <b>12</b>  | <b>0</b>  | <b>25</b>  | <b>2</b>  | <b>.313</b> | <b>0</b>  | <b>0</b>    | <b>1</b>    | <b>1</b>  | <b>20</b> | <b>80</b> | <b>3</b> | <b>.971</b> |
| Year         | ERA         | W         | L         | APP        | GS        | CG        | SHO      | CBO      | SV       | IP           | H          | R           | ER         | BB        | SO         | 2B        | 3B          | HR        | BF          | B/AVG       | WP        | HBP       | BK        | SFA      | SHA         |
| 2018         | 3.26        | 9         | 7         | 25         | 16        | 7         | 3        | 0        | 1        | 103.0        | 98         | 55          | 48         | 34        | 72         | 19        | 3           | 11        | 439         | .251        | 5         | 6         | 0         | 0        | 9           |
| 2019         | 3.22        | 15        | 11        | 33         | 23        | 12        | 3        | 0        | 2        | 150.0        | 156        | 81          | 69         | 38        | 84         | 29        | 2           | 19        | 647         | .264        | 5         | 9         | 0         | 3        | 7           |
| 2020         | 3.19        | 5         | 0         | 8          | 5         | 3         | 1        | 0        | 0        | 37.1         | 39         | 24          | 17         | 11        | 21         | 11        | 1           | 6         | 167         | .258        | 2         | 1         | 0         | 1        | 3           |
| 2021         | 1.51        | 8         | 0         | 9          | 7         | 3         | 2        | 0        | 0        | 41.2         | 37         | 12          | 9          | 943       | 7          | 2         | 3           | 1         | 71          | .233        | 1         | 2         | 0         | 0        | 1           |
| <b>TOTAL</b> | <b>3.02</b> | <b>37</b> | <b>18</b> | <b>75</b>  | <b>51</b> | <b>25</b> | <b>9</b> | <b>0</b> | <b>3</b> | <b>332.0</b> | <b>330</b> | <b>172</b>  | <b>143</b> | <b>92</b> | <b>220</b> | <b>66</b> | <b>8</b>    | <b>39</b> | <b>1424</b> | <b>.256</b> | <b>13</b> | <b>18</b> | <b>0</b>  | <b>4</b> | <b>20</b>   |



# #9 Lauren Johnson



Owensboro, Kentucky / Daviess HS



Senior / Integrated Strategic Communication



UTL



Bats: L / Throws: R



- 2015 Kentucky Region Three Player of the Year and Tournament MVP
- 2017 Kentucky All-State Academic

**2021:**

- \* Nine multi-hit games this season
- \* Has scored a run in 13 of 19 games
- \* Seven games this year with multi-RBI's, including three games with 3+ RBI
- \* Moved to the No. 3 spot in the lineup in week two and has remained there since
- \* Captain

| Category                 | Season High (Last)                                 | Career High (Last)                                 |
|--------------------------|--|--|
| At-Bats                  | 4, seven times, last vs. Florida Atlantic (3/7/21) | 5, twice, last at Alabama (4/28/19)                |
| Runs                     | 4 vs. NC Central (2/20/21)                         | 4 vs. NC Central (2/20/21)                         |
| Hits                     | 3, four times, last vs. Pitt (3/4/21)              | 3, eight times, last vs. Pitt (3/4/21)             |
| RBI                      | 4 vs. Florida Atlantic (3/7/21)                    | 4, three times, last vs. Florida Atlantic (3/7/21) |
| Walks                    | 2 vs. NC Central (2/20/21)                         | 3, vs. Indiana (3/14/18)                           |
| Stolen Bases             | 5, five times, last vs. Florida Atlantic (3/4/21)  | 2, vs. Harvard, (2/24/18)                          |
| Hitting Streak (current) | 9 (9*)   | 11 (2019)  |

## CAREER STATS

| Year         | AVG         | GP         | GS         | AB         | R         | H          | 2B        | 3B       | HR       | RBI       | TB         | SLG%        | BB        | HBP      | SO        | GDP      | OB%         | SF       | SH       | SB        | ATT       | PO        | A         | E         | FLD%        |
|--------------|-------------|------------|------------|------------|-----------|------------|-----------|----------|----------|-----------|------------|-------------|-----------|----------|-----------|----------|-------------|----------|----------|-----------|-----------|-----------|-----------|-----------|-------------|
| 2018         | .242        | 56         | 38         | 99         | 20        | 24         | 2         | 1        | 1        | 17        | 31         | .313        | 22        | 4        | 23        | 0        | .394        | 2        | 0        | 6         | 9         | 14        | 3         | 0         | 1.000       |
| 2019         | .345        | 59         | 56         | 148        | 39        | 51         | 14        | 2        | 3        | 21        | 78         | .527        | 21        | 1        | 22        | 0        | .429        | 0        | 3        | 6         | 8         | 27        | 0         | 2         | .931        |
| 2020         | .323        | 24         | 22         | 65         | 16        | 21         | 3         | 1        | 3        | 17        | 35         | .538        | 13        | 3        | 10        | 0        | .457        | 0        | 1        | 3         | 5         | 28        | 38        | 7         | .904        |
| 2021         | .517        | 19         | 19         | 60         | 21        | 31         | 3         | 4        | 0        | 24        | 42         | .700        | 10        | 1        | 3         | 0        | .592        | 0        | 1        | 5         | 5         | 20        | 20        | 2         | .952        |
| <b>TOTAL</b> | <b>.341</b> | <b>158</b> | <b>135</b> | <b>372</b> | <b>96</b> | <b>127</b> | <b>22</b> | <b>8</b> | <b>7</b> | <b>79</b> | <b>186</b> | <b>.500</b> | <b>66</b> | <b>9</b> | <b>58</b> | <b>0</b> | <b>.450</b> | <b>2</b> | <b>5</b> | <b>20</b> | <b>27</b> | <b>89</b> | <b>61</b> | <b>11</b> | <b>.932</b> |



# #12 Vanessa Nesby



Corona, California / Santiago HS



Sophomore / Journalism



OF



Bats: L / Throws: R



**2021:**

- \* One of UK's top pinch runners off the bench
- \* Speedy slapper
- \* Scored a run in seven on her 11 appearances

| Category                 | Season High (Last)                               | Career High (Last)                               |
|--------------------------|--|--|
| At-Bats                  | 1 vs. Samford (2/13/21)                          | 1 vs. Samford (2/13/21)                          |
| Runs                     | 1, seven times, last vs. Illinois State (3/5/21) | 1, seven times, last vs. Illinois State (3/5/21) |
| Hits                     | 1 vs. Samford (2/13/21)                          | 1 vs. Samford (2/13/21)                          |
| RBI                      | -  | -  |
| Walks                    | -  | -  |
| Stolen Bases             | 1 vs. New Mexico State (2/26/21)                 | 1 vs. New Mexico State (2/26/21)                 |
| Hitting Streak (current) | 1 game (1)                                       | 1 game (1)                                       |

## CAREER STATS

| Year         | AVG          | GP        | GS       | AB       | R        | H        | 2B       | 3B       | HR       | RBI      | TB       | SLG%         | BB       | HBP      | SO       | GDP      | OB%          | SF       | SH       | SB       | ATT      | PO       | A        | E        | FLD%        |
|--------------|--------------|-----------|----------|----------|----------|----------|----------|----------|----------|----------|----------|--------------|----------|----------|----------|----------|--------------|----------|----------|----------|----------|----------|----------|----------|-------------|
| 2021         | 1.000        | 11        | 0        | 1        | 7        | 1        | 1        | 0        | 0        | 0        | 2        | 2.000        | 0        | 0        | 0        | 0        | 1.000        | 0        | 0        | 1        | 1        | 3        | 0        | 1        | .750        |
| <b>TOTAL</b> | <b>1.000</b> | <b>11</b> | <b>0</b> | <b>1</b> | <b>7</b> | <b>1</b> | <b>1</b> | <b>0</b> | <b>0</b> | <b>0</b> | <b>2</b> | <b>2.000</b> | <b>0</b> | <b>0</b> | <b>0</b> | <b>0</b> | <b>1.000</b> | <b>0</b> | <b>0</b> | <b>1</b> | <b>1</b> | <b>3</b> | <b>0</b> | <b>1</b> | <b>.750</b> |



# #13 Mallory Peyton



Madisonville, Kentucky / Madisonville HS



Senior / Health Human Science (Optometry)



INF



Bats: R / Throws: R



SEC Freshman of the Week (5/7/18)

**2021:**

- \* Led the NCAA and SEC with 11 home runs in 2020 before the season was shut down on March 12, 2020
- \* Five home runs this season, including two vs. Coastal Carolina on March 7
- \* Eight multi-RBI games this season, including a career-high five vs. Coastal Carolina
- \* 11 doubles to lead all Wildcats
- \* Had a HR in three-straight games (Samford 2/12; Samford 2/13; UNCG 2/19)
- \* Captain

| Category                 | Season High (Last)                                  | Career High (Last)                                       |
|--------------------------|---|--|
| At-Bats                  | 4, five times, last vs. Florida Atlantic (3/7/21)   | 5, three times, last vs. Florida International (2/28/20) |
| Runs                     | 3 vs. NC Central (2/20/21)                          | 4 vs. Florida International (2/28/20)                    |
| Hits                     | 4 vs. NC Central (2/20/21)                          | 4 vs. NC Central (2/20/21)                               |
| RBI                      | 5 vs. Coastal Carolina (3/7/21)                     | 5, twice, last vs. Coastal Carolina (3/7/21)             |
| Walks                    | 1, four times, last vs. New Mexico State (2/27/21)  | 3 vs. Murray State (3/3/19)                              |
| Stolen Bases             | 1, three times, last vs. Florida Atlantic (2/27/21) | 1, eight times, last vs. Florida Atlantic (2/27/21)      |
| Hitting Streak (current) | 4 (3)   | 6 (2019)   |

## CAREER STATS

| Year         | AVG         | GP         | GS         | AB         | R         | H          | 2B        | 3B       | HR        | RBI        | TB         | SLG%        | BB        | HBP       | SO        | GDP      | OB%         | SF       | SH        | SB       | ATT       | PO         | A         | E         | FLD%        |
|--------------|-------------|------------|------------|------------|-----------|------------|-----------|----------|-----------|------------|------------|-------------|-----------|-----------|-----------|----------|-------------|----------|-----------|----------|-----------|------------|-----------|-----------|-------------|
| 2018         | .260        | 52         | 36         | 96         | 22        | 25         | 6         | 0        | 7         | 27         | 52         | .542        | 10        | 2         | 28        | 0        | .339        | 1        | 5         | 2        | 4         | 112        | 11        | 1         | .992        |
| 2019         | .243        | 59         | 59         | 152        | 30        | 37         | 7         | 0        | 13        | 40         | 83         | .546        | 20        | 13        | 40        | 0        | .372        | 3        | 6         | 2        | 2         | 399        | 6         | 10        | .976        |
| 2020         | .379        | 24         | 24         | 66         | 24        | 25         | 4         | 1        | 11        | 35         | 64         | .970        | 10        | 10        | 12        | 0        | .517        | 1        | 3         | 1        | 3         | 144        | 8         | 3         | .981        |
| 2021         | .379        | 19         | 19         | 58         | 18        | 22         | 11        | 0        | 5         | 26         | 48         | .828        | 4         | 6         | 7         | 1        | .451        | 3        | 0         | 3        | 3         | 134        | 2         | 1         | .993        |
| <b>TOTAL</b> | <b>.293</b> | <b>154</b> | <b>138</b> | <b>372</b> | <b>94</b> | <b>109</b> | <b>28</b> | <b>1</b> | <b>36</b> | <b>128</b> | <b>247</b> | <b>.664</b> | <b>44</b> | <b>31</b> | <b>87</b> | <b>1</b> | <b>.404</b> | <b>8</b> | <b>14</b> | <b>8</b> | <b>12</b> | <b>789</b> | <b>27</b> | <b>15</b> | <b>.982</b> |

# #14 Jaci Babbs



Sturgis, Kentucky / Union Co. HS



Junior / Mathematical Economics



OF



Bats: L / Throws: R



- First Team All-State (KY)
- Union Co. HS to four-straight District championships
- Four-time KY Golden Glove winner (HS)

**2021:**

- \* Slapper
- \* One of UK's best pinch runners
- \* Scored two runs this season

| Category                 | Season High (Last)                              | Career High (Last)                                       |
|--------------------------|---|--|
| At-Bats                  | 1, four times, last vs. Illinois State (3/5/21) | 1, four times, last vs. Illinois State (3/5/21)          |
| Runs                     | 1, twice, last vs. New Mexico State (2/27/21)   | 2, three times, last vs. Florida International (2/28/20) |
| Hits                     | -   | 3 vs. Florida International (2/28/20)                    |
| RBI                      | -   | 2 vs. Detroit (2/16/20)                                  |
| Walks                    | 2 vs. New Mexico State (2/27/21)                | 2 vs. New Mexico State (2/27/21)                         |
| Stolen Bases             | 1 vs. Pitt (3/4/21)                             | 1, nine times, last vs. Pitt (3/4/21)                    |
| Hitting Streak (current) | 0 (0)   | 3 (2020)   |

## CAREER STATS

| Year         | AVG         | GP        | GS        | AB        | R         | H        | 2B       | 3B       | HR       | RBI      | TB       | SLG%        | BB       | HBP      | SO       | GDP      | OB%         | SF       | SH       | SB       | ATT       | PO       | A        | E        | FLD%         |
|--------------|-------------|-----------|-----------|-----------|-----------|----------|----------|----------|----------|----------|----------|-------------|----------|----------|----------|----------|-------------|----------|----------|----------|-----------|----------|----------|----------|--------------|
| 2019         | .000        | 53        | 0         | 1         | 28        | 0        | 0        | 0        | 0        | 0        | 0        | .000        | 0        | 0        | 0        | 0        | .000        | 0        | 0        | 4        | 8         | 0        | 0        | 0        | .000         |
| 2020         | .348        | 19        | 8         | 23        | 15        | 8        | 1        | 0        | 0        | 3        | 9        | .391        | 3        | 0        | 6        | 0        | .423        | 0        | 0        | 4        | 5         | 6        | 0        | 0        | 1.000        |
| 2021         | .000        | 8         | 2         | 4         | 2         | 0        | 0        | 0        | 0        | 0        | 0        | .000        | 4        | 0        | 2        | 0        | .500        | 0        | 0        | 1        | 2         | 0        | 0        | 0        | .000         |
| <b>TOTAL</b> | <b>.286</b> | <b>80</b> | <b>10</b> | <b>28</b> | <b>45</b> | <b>8</b> | <b>1</b> | <b>0</b> | <b>0</b> | <b>3</b> | <b>9</b> | <b>.321</b> | <b>7</b> | <b>0</b> | <b>8</b> | <b>0</b> | <b>.429</b> | <b>0</b> | <b>0</b> | <b>9</b> | <b>15</b> | <b>6</b> | <b>0</b> | <b>0</b> | <b>1.000</b> |



# #17 Sloan Gayan



Ottawa, Illinois / Ottawa Township HS




Sophomore / Kinesiology



UTL



Bats: R / Throws: R



**2021:**

- \* Dropped hitting to focus on being a pitcher in 2021, as she used to do both
- \* Picked up the win in the circle vs. NC Central on Feb. 21, allowing 0 runs on one hit in three innings of work
- \* Struck out four vs. the NC Central Eagles, a new career high

| Category    | Season High (Last)           | Career High (Last)             |
|-------------|------------------------------|--------------------------------|
| Innings     | 3.0 vs. NC Central (2/21/20) | 4.0 vs. Georgia Tech (2/22/20) |
| Strikeouts  | 4 vs. NC Central (2/21/20)   | 4 vs. NC Central (2/21/20)     |
| Appearances | 3                            | 4 (2020)                       |
| Wins        | 1                            | 1 (2020 and 2021)              |

## CAREER STATS

| Year         | ERA         | W        | L        | APP      | GS       | CG       | SHO      | CBO      | SV       | IP          | H         | R         | ER        | BB       | SO        | 2B       | 3B       | HR       | BF        | B/AVG       | WP       | HBP      | BK       | SFA      | SHA      |
|--------------|-------------|----------|----------|----------|----------|----------|----------|----------|----------|-------------|-----------|-----------|-----------|----------|-----------|----------|----------|----------|-----------|-------------|----------|----------|----------|----------|----------|
| 2020         | 4.06        | 1        | 0        | 4        | 1        | 0        | 0        | 1        | 0        | 10.1        | 8         | 6         | 6         | 4        | 10        | 0        | 0        | 3        | 44        | .205        | 2        | 1        | 0        | 0        | 0        |
| 2021         | 7.00        | 1        | 0        | 3        | 2        | 0        | 0        | 1        | 0        | 5.0         | 6         | 5         | 5         | 2        | 4         | 1        | 0        | 1        | 23        | .286        | 1        | 0        | 0        | 0        | 0        |
| <b>TOTAL</b> | <b>5.02</b> | <b>2</b> | <b>0</b> | <b>7</b> | <b>3</b> | <b>0</b> | <b>0</b> | <b>2</b> | <b>0</b> | <b>15.1</b> | <b>14</b> | <b>11</b> | <b>11</b> | <b>6</b> | <b>14</b> | <b>1</b> | <b>0</b> | <b>4</b> | <b>67</b> | <b>.233</b> | <b>3</b> | <b>1</b> | <b>0</b> | <b>0</b> | <b>0</b> |



# #19 Rylea Smith



St. Louis, Missouri / Parkway North HS




Sophomore / Foreign Languages & International Studies



OF



Bats: L / Throws: R



**2021:**

- \* Six multi-hit games this season, including two three-hit games
- \* Known for her triple-threat ability. Very fast, can slap, can hit for average, and launched her first-career HR on opening weekend vs. Samford
- \* Has scored a run in all but four games she's appeared in this season
- \* Struck out vs. Pitt on March 4 for the first time in 51-straight AB's dating back to 2020

| Category                 | Season High (Last)                                | Career High (Last)                                 |
|--------------------------|---|--|
| At-Bats                  | 4, twice, last vs. Stetson (2/27/21)              | 5, three times, last vs. Marshall (3/11/20)        |
| Runs                     | 3, twice, last vs. New Mexico State (2/27/21)     | 4, twice, last vs. Marshall (3/11/20)              |
| Hits                     | 3, twice, last vs. New Mexico State (2/27/21)     | 3, nine times, last vs. New Mexico State (2/27/21) |
| RBI                      | 1, seven times, last vs. Stetson (2/28/21)        | 3, twice, last vs. Western Michigan (2/29/20)      |
| Walks                    | 1, five times, last vs. Coastal Carolina (3/7/21) | 1, seven, last vs. Coastal Carolina (3/7/21)       |
| Stolen Bases             | 1 vs. Stetson (2/28/21)                           | 2 vs. Minnesota (2/9/20)                           |
| Hitting Streak (current) | 5 games (0)                                       | 12 games (2020)                                    |

## CAREER STATS

| Year         | AVG         | GP        | GS        | AB         | R         | H         | 2B       | 3B       | HR       | RBI       | TB        | SLG%        | BB       | HBP      | SO        | GDP      | OB%         | SF       | SH       | SB       | ATT      | PO        | A        | E        | FLD%        |
|--------------|-------------|-----------|-----------|------------|-----------|-----------|----------|----------|----------|-----------|-----------|-------------|----------|----------|-----------|----------|-------------|----------|----------|----------|----------|-----------|----------|----------|-------------|
| 2020         | .420        | 24        | 24        | 88         | 29        | 37        | 6        | 1        | 0        | 30        | 45        | .511        | 2        | 0        | 12        | 1        | .424        | 2        | 0        | 7        | 8        | 12        | 0        | 4        | .750        |
| 2021         | .392        | 18        | 17        | 51         | 22        | 20        | 3        | 0        | 1        | 7         | 26        | .510        | 5        | 0        | 2         | 0        | .446        | 0        | 0        | 1        | 1        | 14        | 0        | 1        | .933        |
| <b>TOTAL</b> | <b>.410</b> | <b>42</b> | <b>41</b> | <b>139</b> | <b>51</b> | <b>57</b> | <b>9</b> | <b>1</b> | <b>1</b> | <b>37</b> | <b>71</b> | <b>.511</b> | <b>7</b> | <b>0</b> | <b>14</b> | <b>1</b> | <b>.432</b> | <b>2</b> | <b>0</b> | <b>8</b> | <b>9</b> | <b>26</b> | <b>0</b> | <b>5</b> | <b>.839</b> |





# #20 Erica Thulen



Erie, Illinois / Erie-Prophetstown HS




Freshman / Management



INF



Bats: R / Throws: R



**2021:**

- \* Has scored six runs this season, all in a pinch-running scenario
- \* Two walks vs. NC Central
- \* Logged an RBI vs. NC Central on Feb. 20 for her first-career run driven in

| Category                 | Season High (Last)                               | Career High (Last)                               |
|--------------------------|--|--|
| At-Bats                  | 1 vs. NC Central (2/20/21)                       | 1 vs. NC Central (2/20/21)                       |
| Runs                     | 1, six times, last vs. Florida Atlantic (3/7/21) | 1, six times, last vs. Florida Atlantic (3/7/21) |
| Hits                     | -  | -  |
| RBI                      | -  | -  |
| Walks                    | 2 vs. NC Central (2/20/21)                       | 2 vs. NC Central (2/20/21)                       |
| Stolen Bases             | 1 vs. NC Central (2/20/21)                       | 1 vs. NC Central (2/20/21)                       |
| Hitting Streak (current) | 0 (0)  | 0 games (2021)                                   |

## CAREER STATS

| Year         | AVG         | GP        | GS       | AB       | R        | H        | 2B       | 3B       | HR       | RBI      | TB       | SLG%        | BB       | HBP      | SO       | GDP      | OB%         | SF       | SH       | SB       | ATT      | PO       | A        | E        | FLD%        |
|--------------|-------------|-----------|----------|----------|----------|----------|----------|----------|----------|----------|----------|-------------|----------|----------|----------|----------|-------------|----------|----------|----------|----------|----------|----------|----------|-------------|
| 2021         | .000        | 11        | 0        | 1        | 6        | 0        | 0        | 0        | 0        | 1        | 0        | .000        | 2        | 0        | 0        | 0        | .667        | 0        | 0        | 1        | 1        | 0        | 0        | 0        | .000        |
| <b>TOTAL</b> | <b>.000</b> | <b>11</b> | <b>0</b> | <b>1</b> | <b>6</b> | <b>0</b> | <b>0</b> | <b>0</b> | <b>0</b> | <b>1</b> | <b>0</b> | <b>.000</b> | <b>2</b> | <b>0</b> | <b>0</b> | <b>0</b> | <b>.667</b> | <b>0</b> | <b>0</b> | <b>1</b> | <b>1</b> | <b>0</b> | <b>0</b> | <b>0</b> | <b>.000</b> |

# #21 Erin Coffel



**Bremen, Indiana / Bremen HS**



**Freshman / Kinesiology**



**SS**



**Bats: R / Throws: R**



- Week 1 D1Softball National Freshman of the Week  
- Week 2 SEC Freshman of the Week

**2021:**

- \* D1Softball National Freshman of the Week (2/15)
- \* SEC Freshman of the Week (2/21)
- \* Tied the school record with two HR's and six RBI in a single game vs. New Mexico State at THE Spring Games on Feb. 26.
- \* Seven multi-run games this season, and 11 multi-hit games
- \* Has nine home runs this year to lead UK. For context, Abbey Cheek had 10 all of her freshman year, who is UK's all-time HR leader
- \* 16 extra-base hits
- \* Five of the first six games this season were multi-hit games for Coffel this year
- \* Has scored a run in all but one game in 2021

| Category                 | Season High (Last)                      | Career High (Last)                      |
|--------------------------|---|---|
| At-Bats                  | 5, twice, last vs. NC Central (2/20/21) | 5, twice, last vs. NC Central (2/20/21) |
| Runs                     | 3, twice, last vs. Stetson (2/28/21)    | 3, twice, last vs. Stetson (2/28/21)    |
| Hits                     | 4 vs. Samford (2/12/21)                 | 4 vs. Samford (2/12/21)                 |
| RBI                      | 6 vs. New Mexico State (2/26/21)        | 6 vs. New Mexico State (2/26/21)        |
| Walks                    | 2 vs. Florida Atlantic (3/7/21)         | 2 vs. Florida Atlantic (3/7/21)         |
| Stolen Bases             | 1 vs. Stetson (2/28/21)                 | 1 vs. Stetson (2/28/21)                 |
| Hitting Streak (current) | 10 (0)                                  | 10 games (2021)                         |

## CAREER STATS

| Year         | AVG         | GP        | GS        | AB         | R         | H         | 2B       | 3B       | HR       | RBI       | TB        | SLG%        | BB       | HBP      | SO        | GDP      | OB%         | SF       | SH       | SB       | ATT      | PO        | A        | E        | FLD%        |
|--------------|-------------|-----------|-----------|------------|-----------|-----------|----------|----------|----------|-----------|-----------|-------------|----------|----------|-----------|----------|-------------|----------|----------|----------|----------|-----------|----------|----------|-------------|
| 2020         | .420        | 24        | 24        | 88         | 29        | 37        | 6        | 1        | 0        | 30        | 45        | .511        | 2        | 0        | 12        | 1        | .424        | 2        | 0        | 7        | 8        | 12        | 0        | 4        | .750        |
| 2021         | .392        | 18        | 17        | 51         | 22        | 20        | 3        | 0        | 1        | 7         | 26        | .510        | 5        | 0        | 2         | 0        | .446        | 0        | 0        | 1        | 1        | 14        | 0        | 1        | .933        |
| <b>TOTAL</b> | <b>.410</b> | <b>42</b> | <b>41</b> | <b>139</b> | <b>51</b> | <b>57</b> | <b>9</b> | <b>1</b> | <b>1</b> | <b>37</b> | <b>71</b> | <b>.511</b> | <b>7</b> | <b>0</b> | <b>14</b> | <b>1</b> | <b>.432</b> | <b>2</b> | <b>0</b> | <b>8</b> | <b>9</b> | <b>26</b> | <b>0</b> | <b>5</b> | <b>.839</b> |



# #23 Stephanie Schoonover



Dothan, Alabama / Rehobeth HS




Freshman / Kinesiology



UTL



Bats: R / Throws: R



**2021:**

\* Hitting pitcher

\* All 3 outings in the circle have been 2.0 innings

\* Struck out a career-high 2 batters vs. UNCG on Feb. 18

| Category                 | Season High (Last)                       | Career High (Last)                       |
|--------------------------|--|--|
| At-Bats                  | -  | -  |
| Runs                     | -  | -  |
| Hits                     | -  | -  |
| RBI                      | -  | -  |
| Walks                    | -  | -  |
| Stolen Bases             | -  | -  |
| Hitting Streak (current) | -  | -  |
| Innings                  | 2.0, three times, last vs. Pitt (2/4/21) | 2.0, three times, last vs. Pitt (2/4/21) |
| Strikeouts               | 2 vs. UNC Greensboro (2/19/21)           | 2 vs. UNC Greensboro (2/19/21)           |
| Wins                     | -  | -  |

## CAREER STATS

| Year         | AVG         | GP       | GS       | AB       | R        | H        | 2B       | 3B       | HR       | RBI        | TB       | SLG%        | BB       | HBP      | SO       | GDP      | OB%         | SF       | SH       | SB          | ATT      | PO       | A        | E        | FLD%         |
|--------------|-------------|----------|----------|----------|----------|----------|----------|----------|----------|------------|----------|-------------|----------|----------|----------|----------|-------------|----------|----------|-------------|----------|----------|----------|----------|--------------|
| 2021         | .000        | 3        | 0        | 0        | 0        | 0        | 0        | 0        | 0        | 0          | 0        | .000        | 0        | 0        | 0        | 0        | .000        | 0        | 0        | 0           | 0        | 0        | 3        | 0        | 1.000        |
| <b>TOTAL</b> | <b>.000</b> | <b>3</b> | <b>0</b> | <b>0</b> | <b>0</b> | <b>0</b> | <b>0</b> | <b>0</b> | <b>0</b> | <b>0</b>   | <b>0</b> | <b>.000</b> | <b>0</b> | <b>0</b> | <b>0</b> | <b>0</b> | <b>.000</b> | <b>0</b> | <b>0</b> | <b>0</b>    | <b>0</b> | <b>0</b> | <b>3</b> | <b>0</b> | <b>1.000</b> |
| Year         | ERA         | W        | L        | App      | GS       | CG       | SHO      | CBO      | SV       | IP         | H        | R           | ER       | BB       | SO       | 2B       | 3B          | HR       | BF       | B/Avg       | WP       | HBP      | BK       | SFA      | SHA          |
| 2021         | 1.17        | 0        | 0        | 3        | 0        | 0        | 0        | 1        | 0        | 6.0        | 5        | 1           | 1        | 2        | 4        | 0        | 0           | 0        | 2        | .238        | 0        | 1        | 0        | 0        | 0            |
| <b>TOTAL</b> | <b>1.17</b> | <b>0</b> | <b>0</b> | <b>3</b> | <b>0</b> | <b>0</b> | <b>0</b> | <b>1</b> | <b>0</b> | <b>6.0</b> | <b>5</b> | <b>1</b>    | <b>1</b> | <b>2</b> | <b>4</b> | <b>0</b> | <b>0</b>    | <b>0</b> | <b>2</b> | <b>.238</b> | <b>0</b> | <b>1</b> | <b>0</b> | <b>0</b> | <b>0</b>     |






# #25 Emmy Blane



Hopkinsville, Kentucky / Christian Co. HS




Sophomore / Psychology



INF



Bats: R / Throws: R



**2021:**

\* Great defensive player, as she plays third base, SS and second base

\* Comes from Christain County, the same HS as former UK great Griffin Joiner

| Category                 | Season High (Last)                           | Career High (Last)                                |
|--------------------------|--|---|
| At-Bats                  | 3 vs. NC Central (2/21/21)                   | 3, six times, last vs. NC Central (2/21/21)       |
| Runs                     | -  | 1, twice, last vs. Detroit (2/29/20)              |
| Hits                     | -  | 1, three times, last vs. Detroit (2/29/20)        |
| RBI                      | -  | 2 vs. Detroit (2/29/20)                           |
| Walks                    | 1, twice, last vs. Florida Atlantic (3/4/21) | 1, four times, last vs. Florida Atlantic (3/4/21) |
| Stolen Bases             | -  | -   |
| Hitting Streak (current) | 0 (0)  | 1 (2020)  |

## CAREER STATS

| Year         | AVG         | GP        | GS        | AB        | R        | H        | 2B       | 3B       | HR       | RBI      | TB       | SLG%        | BB       | HBP      | SO        | GDP      | OB%         | SF       | SH       | SB       | ATT      | PO        | A         | E        | FLD%        |
|--------------|-------------|-----------|-----------|-----------|----------|----------|----------|----------|----------|----------|----------|-------------|----------|----------|-----------|----------|-------------|----------|----------|----------|----------|-----------|-----------|----------|-------------|
| 2020         | .111        | 23        | 18        | 27        | 2        | 3        | 0        | 0        | 0        | 3        | 3        | .111        | 2        | 0        | 9         | 0        | .161        | 2        | 0        | 0        | 0        | 24        | 26        | 2        | .962        |
| 2021         | .000        | 15        | 6         | 9         | 0        | 0        | 0        | 0        | 0        | 0        | 0        | .000        | 2        | 0        | 2         | 0        | .182        | 0        | 0        | 1        | 1        | 13        | 16        | 4        | .879        |
| <b>TOTAL</b> | <b>.083</b> | <b>38</b> | <b>24</b> | <b>36</b> | <b>2</b> | <b>3</b> | <b>0</b> | <b>0</b> | <b>0</b> | <b>3</b> | <b>3</b> | <b>.083</b> | <b>4</b> | <b>0</b> | <b>11</b> | <b>0</b> | <b>.167</b> | <b>2</b> | <b>0</b> | <b>1</b> | <b>1</b> | <b>37</b> | <b>42</b> | <b>6</b> | <b>.929</b> |

2021 KENTUCKY SOFTBALL | WEEK 5 | FLORIDA



# #34 Cassie Lindmark



Lyons, Illinois / Marist HS



Sophomore / Social Work



C



Bats: R / Throws: R



**2021:**

- \* Will split time behind the plate this season as a catcher with Kayla Kowalik
- \* Had season highs vs. NC Central in AB's, runs, hits, RBI and walks

## CAREER STATS

| Category                 | Season High (Last)                            | Career High (Last)                             |
|--------------------------|---|--|
| At-Bats                  | 3 vs. NC Central (2/21/21)                    | 3 vs. NC Central (2/21/21)                     |
| Runs                     | 1 vs. NC Central (2/21/21)                    | 1 vs. NC Central (2/21/21)                     |
| Hits                     | 1, three times, last vs. NC Central (2/21/21) | 1, four times, last vs. NC Central (2/21/21)   |
| RBI                      | 1 vs. NC Central (2/21/21)                    | 1, three times, last vs. NC Central (2/21/21)  |
| Walks                    | 1 vs. NC Central (2/20/21)                    | 1, five times, last 1 vs. NC Central (2/20/21) |
| Stolen Bases             | -   | -  |
| Hitting Streak (current) | 2 (2)   | 2 games (2021)                                 |

| Year         | AVG         | GP        | GS        | AB        | R        | H        | 2B       | 3B       | HR       | RBI      | TB       | SLG%        | BB       | HBP      | SO       | GDP      | OB%         | SF       | SH       | SB       | ATT      | PO        | A        | E        | FLD%        |
|--------------|-------------|-----------|-----------|-----------|----------|----------|----------|----------|----------|----------|----------|-------------|----------|----------|----------|----------|-------------|----------|----------|----------|----------|-----------|----------|----------|-------------|
| 2020         | .077        | 17        | 8         | 13        | 0        | 1        | 0        | 0        | 0        | 2        | 1        | .077        | 4        | 0        | 2        | 0        | .294        | 0        | 0        | 0        | 0        | 30        | 1        | 1        | .969        |
| 2021         | .273        | 11        | 9         | 11        | 1        | 3        | 1        | 0        | 0        | 1        | 4        | .364        | 1        | 2        | 2        | 0        | .429        | 0        | 0        | 1        | 1        | 36        | 1        | 0        | 1.000       |
| <b>TOTAL</b> | <b>.167</b> | <b>28</b> | <b>17</b> | <b>24</b> | <b>1</b> | <b>4</b> | <b>1</b> | <b>0</b> | <b>0</b> | <b>3</b> | <b>5</b> | <b>.208</b> | <b>5</b> | <b>2</b> | <b>4</b> | <b>0</b> | <b>.355</b> | <b>0</b> | <b>0</b> | <b>1</b> | <b>1</b> | <b>66</b> | <b>2</b> | <b>1</b> | <b>.986</b> |



2021 KENTUCKY SOFTBALL | WEEK 5 | FLORIDA




# #99 Kayla Kowalik



New Braunsfels, Texas / St. John Paul II HS



Junior / Management & Accounting



UTL



Bats: L / Throws: R



- 2019 SEC All-Freshman Team
- SEC Freshman of the Week (3/4/19)
- SEC Freshman of the Week (3/19/19)
- 2015, 2016 and 2017 All-District (TX)
- 2015, 2016 and 2017 District Champions (HS)

**2021:**

- \* Set the UK single-game record with five runs scored vs. NC Central on Feb. 20
- \* Started the season on a nine-game hitting streak
- \* 11 multi-hit games, and 10 multi-run games
- \* Has scored a run in all but three games this season
- \* UK's lead-off hitting for all 19 games
- \* Plays CF when not catching, a position she had never played before her freshman season when she split catching time with Jenny Schaper to keep her on the field
- \* Captain

| Category                 | Season High (Last)                                  | Career High (Last)                              |
|--------------------------|---|---|
| At-Bats                  | 5 vs. Pitt (3/4/21)                                 | 6 at Alabama (4/28/19)                          |
| Runs                     | 5 vs. NC Central (2/20/21)                          | 5 vs. NC Central (2/20/21)                      |
| Hits                     | 4, twice, last vs. Illinois State (3/5/21)          | 4, four times, last vs. Illinois State (3/5/21) |
| RBI                      | 3, four times, last vs. Stetson (2/28/21)           | 4 vs. Murray State (3/2/19)                     |
| Walks                    | 2, three times, last vs. New Mexico State (2/26/21) | 4 vs. Oregon (2/15/19)                          |
| Stolen Bases             | 2 vs. Illinois State (3/5/21)                       | 2, twice, last vs. Illinois State (3/5/21)      |
| Hitting Streak (current) | 9 games (0)   | 10 games (2019)                                 |

## CAREER STATS

| Year         | AVG         | GP         | GS         | AB         | R          | H          | 2B        | 3B        | HR       | RBI       | TB         | SLG%        | BB        | HBP      | SO        | GDP      | OB%         | SF       | SH       | SB        | ATT       | PO         | A         | E        | FLD%        |
|--------------|-------------|------------|------------|------------|------------|------------|-----------|-----------|----------|-----------|------------|-------------|-----------|----------|-----------|----------|-------------|----------|----------|-----------|-----------|------------|-----------|----------|-------------|
| 2019         | .357        | 60         | 59         | 185        | 49         | 66         | 8         | 5         | 0        | 25        | 84         | .454        | 29        | 3        | 22        | 0        | .452        | 0        | 2        | 14        | 17        | 102        | 7         | 2        | .982        |
| 2020         | .373        | 24         | 24         | 83         | 31         | 31         | 4         | 8         | 0        | 13        | 51         | .614        | 11        | 2        | 10        | 0        | .458        | 0        | 2        | 11        | 11        | 103        | 3         | 2        | .981        |
| 2021         | .522        | 19         | 19         | 67         | 33         | 35         | 4         | 3         | 5        | 22        | 60         | .896        | 10        | 1        | 4         | 0        | .582        | 1        | 1        | 8         | 9         | 79         | 4         | 0        | 1.000       |
| <b>TOTAL</b> | <b>.394</b> | <b>103</b> | <b>102</b> | <b>335</b> | <b>113</b> | <b>132</b> | <b>16</b> | <b>16</b> | <b>5</b> | <b>60</b> | <b>195</b> | <b>.582</b> | <b>50</b> | <b>6</b> | <b>36</b> | <b>0</b> | <b>.480</b> | <b>1</b> | <b>5</b> | <b>33</b> | <b>37</b> | <b>284</b> | <b>14</b> | <b>4</b> | <b>.987</b> |





2021 Kentucky Softball  
 Statistics Summary for Kentucky (as of Mar 08, 2021)  
 (All games)



Record: 19-0 Home: 0-0 Away: 8-0 Neutral: 11-0 SEC: 0-0

| Date  | Opponent            | Score  | Player            | avg   | gp-gs | ab  | r   | h   | 2b | 3b | hr | rbi | bb | hbp | so | sb-att |
|-------|---------------------|--------|-------------------|-------|-------|-----|-----|-----|----|----|----|-----|----|-----|----|--------|
| 2/12  | at Samford          | w 4-0  | Kayla Kowalik     | .522  | 19-19 | 67  | 33  | 35  | 4  | 3  | 5  | 22  | 10 | 1   | 4  | 8-9    |
| 2/12  | at Samford          | w 15-3 | Lauren Johnson    | .517  | 19-19 | 60  | 21  | 31  | 3  | 4  | 0  | 24  | 10 | 1   | 3  | 5-5    |
| 2/13  | at Samford          | w 12-9 | Erin Coffel       | .437  | 19-19 | 71  | 27  | 31  | 6  | 1  | 9  | 27  | 5  | 3   | 9  | 1-3    |
| 2/19  | at UNC Greensboro   | w 7-2  | Renee Abernathy   | .421  | 19-19 | 57  | 13  | 24  | 4  | 2  | 3  | 23  | 8  | 5   | 7  | 3-4    |
| 2/19  | at UNC Greensboro   | w 14-4 | Tatum Spangler    | .419  | 18-13 | 31  | 16  | 13  | 2  | 1  | 0  | 7   | 3  | 0   | 4  | 1-1    |
| ^2/20 | vs NC Central       | w 20-1 | Rylea Smith       | .392  | 18-17 | 51  | 22  | 20  | 3  | 0  | 1  | 7   | 5  | 0   | 2  | 1-1    |
| ^2/20 | at CAMPBELL         | w 11-3 | Mallory Peyton    | .379  | 19-19 | 58  | 18  | 22  | 11 | 0  | 5  | 26  | 4  | 6   | 7  | 3-3    |
| ^2/21 | vs NC Central       | w 14-0 | Grace Baalman     | .346  | 13-9  | 26  | 5   | 9   | 0  | 0  | 3  | 11  | 6  | 0   | 3  | 0-0    |
| ^2/21 | vs Mt. St. Mary's   | w 10-0 | Autumn Humes      | .297  | 13-12 | 37  | 6   | 11  | 0  | 0  | 4  | 10  | 4  | 0   | 6  | 0-0    |
| &2/26 | vs NM State         | w 11-1 | Miranda Stoddard  | .239  | 18-17 | 46  | 14  | 11  | 0  | 0  | 5  | 16  | 11 | 0   | 5  | 0-0    |
| &2/26 | vs Florida Int'l    | w 6-5  | -----             |       |       |     |     |     |    |    |    |     |    |     |    |        |
| &2/27 | vs Stetson          | w 7-0  | Vanessa Nesby     | 1.000 | 11-0  | 1   | 7   | 1   | 1  | 0  | 0  | 0   | 0  | 0   | 0  | 1-1    |
| &2/27 | vs NM State         | w 10-1 | Victoria Fragoso  | .667  | 6-0   | 3   | 0   | 2   | 0  | 0  | 0  | 1   | 0  | 1   | 1  | 0-0    |
| &2/28 | vs Stetson          | w 15-0 | Cassie Lindmark   | .273  | 11-9  | 11  | 1   | 3   | 1  | 0  | 0  | 1   | 1  | 2   | 2  | 1-1    |
| %3/4  | vs Pitt             | w 8-1  | Emmy Blane        | .000  | 15-6  | 9   | 0   | 0   | 0  | 0  | 0  | 0   | 2  | 0   | 2  | 1-1    |
| %3/4  | at Florida Atlantic | w 3-1  | Jaci Babbs        | .000  | 8-2   | 4   | 2   | 0   | 0  | 0  | 0  | 0   | 4  | 0   | 2  | 1-2    |
| %3/5  | vs Illinois State   | w 5-4  | Meeko Harrison    | .000  | 3-0   | 2   | 0   | 0   | 0  | 0  | 0  | 0   | 1  | 0   | 1  | 0-0    |
| %3/7  | vs Coastal Carolina | w 12-3 | Erica Thulen      | .000  | 11-0  | 1   | 6   | 0   | 0  | 0  | 0  | 1   | 2  | 0   | 0  | 1-1    |
| %3/7  | at Florida Atlantic | w 7-3  | Emma Boitnott     | .000  | 2-0   | 1   | 0   | 0   | 0  | 0  | 0  | 0   | 1  | 0   | 0  | 0-0    |
|       |                     |        | Meghan Schorman   | .000  | 1-1   | 0   | 0   | 0   | 0  | 0  | 0  | 0   | 0  | 0   | 0  | 0-0    |
|       |                     |        | Stephanie Schoono | .000  | 3-0   | 0   | 0   | 0   | 0  | 0  | 0  | 0   | 0  | 0   | 0  | 0-0    |
|       |                     |        | Sloan Gayan       | .000  | 8-7   | 0   | 0   | 0   | 0  | 0  | 0  | 0   | 0  | 0   | 0  | 0-0    |
|       |                     |        | Totals            | .397  | 19    | 536 | 191 | 213 | 35 | 11 | 35 | 176 | 77 | 19  | 58 | 27-32  |
|       |                     |        | Opponents         | .216  | 19    | 435 | 41  | 94  | 17 | 2  | 8  | 35  | 29 | 11  | 97 | 5-6    |

\* = Conference game  
 ^ = Campbell Invit'l (Buies Creek, N.C.)  
 & = 2021 Spring Games (Orlando, Fla.)  
 % - FAU Tournament (Boca Raton, Fla.)

LOB - Team (121), Opp (92). DPs turned - Team (8), Opp (7).

| Player            | era  | w-l  | app | gs | cg | sh | sv | ip    | h   | r   | er  | bb | so |
|-------------------|------|------|-----|----|----|----|----|-------|-----|-----|-----|----|----|
| Autumn Humes      | 1.51 | 8-0  | 9   | 7  | 3  | 2  | 0  | 41.2  | 37  | 12  | 9   | 9  | 43 |
| Miranda Stoddard  | 1.88 | 3-0  | 7   | 3  | 0  | 0  | 1  | 22.1  | 23  | 10  | 6   | 4  | 11 |
| Grace Baalman     | 2.33 | 5-0  | 9   | 5  | 1  | 0  | 1  | 27.0  | 18  | 12  | 9   | 7  | 20 |
| -----             |      |      |     |    |    |    |    |       |     |     |     |    |    |
| Meghan Schorman   | 0.00 | 0-0  | 1   | 0  | 0  | 0  | 0  | 2.0   | 0   | 0   | 0   | 1  | 2  |
| Tatum Spangler    | 0.64 | 2-0  | 2   | 2  | 1  | 0  | 0  | 11.0  | 5   | 1   | 1   | 4  | 13 |
| Stephanie Schoono | 1.17 | 0-0  | 3   | 0  | 0  | 0  | 0  | 6.0   | 5   | 1   | 1   | 2  | 4  |
| Sloan Gayan       | 7.00 | 1-0  | 3   | 2  | 0  | 0  | 0  | 5.0   | 6   | 5   | 5   | 2  | 4  |
| Totals            | 1.89 | 19-0 | 19  | 19 | 5  | 5  | 2  | 115.0 | 94  | 41  | 31  | 29 | 97 |
| Opponents         | 9.17 | 0-19 | 19  | 19 | 2  | 0  | 0  | 110.2 | 213 | 191 | 145 | 77 | 58 |

PB - Team (3), Kowalik, K 3, Opp (3). SBA/ATT - Kowalik, K (3-4), Humes, A (3-3), Lindmark, C (2-2), Baalman, G (1-2), Gayan, S (1-1).

| Score by innings | 1  | 2  | 3  | 4  | 5  | 6 | 7  | Total |
|------------------|----|----|----|----|----|---|----|-------|
| Kentucky         | 34 | 35 | 33 | 40 | 32 | 6 | 11 | 191   |
| Opponents        | 7  | 6  | 8  | 6  | 6  | 4 | 4  | 41    |

Win-loss breakouts: Day 19-0; Night 0-0; vs Left 3-0; vs Right 16-0;  
 1-run games 2-0; 2-run games 1-0; 5+run games 13-0; Extra inns 0-0; Shutouts 5-0.  
 Current streak: Won 19; Longest winning streak: 19; Longest losing streak: 0.  
 Attendance: Home 0 (avg 0); Away 1011 (avg 59); Total 1011 (avg 59).



2021 Kentucky Softball  
 Overall Statistics for Kentucky (as of Mar 08, 2021)  
 (All games Sorted by Batting avg)



Record: 19-0 Home: 0-0 Away: 8-0 Neutral: 11-0 SEC: 0-0

| Player               | avg   | gp-gs | ab  | r   | h   | 2b | 3b | hr | rbi | tb  | slg%  | bb | hp | so | gdp | ob%   | sf | sh | sb-att | po  | a   | e  | fld%  |  |
|----------------------|-------|-------|-----|-----|-----|----|----|----|-----|-----|-------|----|----|----|-----|-------|----|----|--------|-----|-----|----|-------|--|
| Kayla Kowalik        | .522  | 19-19 | 67  | 33  | 35  | 4  | 3  | 5  | 22  | 60  | .896  | 10 | 1  | 4  | 0   | .582  | 1  | 1  | 8-9    | 79  | 4   | 0  | 1.000 |  |
| Lauren Johnson       | .517  | 19-19 | 60  | 21  | 31  | 3  | 4  | 0  | 24  | 42  | .700  | 10 | 1  | 3  | 0   | .592  | 0  | 1  | 5-5    | 20  | 20  | 2  | .952  |  |
| Erin Coffel          | .437  | 19-19 | 71  | 27  | 31  | 6  | 1  | 9  | 27  | 66  | .930  | 5  | 3  | 9  | 0   | .494  | 0  | 1  | 1-3    | 12  | 43  | 6  | .902  |  |
| Renee Abernathy      | .421  | 19-19 | 57  | 13  | 24  | 4  | 2  | 3  | 23  | 41  | .719  | 8  | 5  | 7  | 0   | .514  | 2  | 0  | 3-4    | 13  | 0   | 1  | .929  |  |
| Tatum Spangler       | .419  | 18-13 | 31  | 16  | 13  | 2  | 1  | 0  | 7   | 17  | .548  | 3  | 0  | 4  | 0   | .457  | 1  | 0  | 1-1    | 8   | 2   | 1  | .909  |  |
| Rylea Smith          | .392  | 18-17 | 51  | 22  | 20  | 3  | 0  | 1  | 7   | 26  | .510  | 5  | 0  | 2  | 0   | .446  | 0  | 0  | 1-1    | 14  | 0   | 1  | .933  |  |
| Mallory Peyton       | .379  | 19-19 | 58  | 18  | 22  | 11 | 0  | 5  | 26  | 48  | .828  | 4  | 6  | 7  | 1   | .451  | 3  | 0  | 3-3    | 134 | 2   | 1  | .993  |  |
| Grace Baalman        | .346  | 13-9  | 26  | 5   | 9   | 0  | 0  | 3  | 11  | 18  | .692  | 6  | 0  | 3  | 0   | .455  | 1  | 0  | 0-0    | 2   | 3   | 0  | 1.000 |  |
| Autumn Humes         | .297  | 13-12 | 37  | 6   | 11  | 0  | 0  | 4  | 10  | 23  | .622  | 4  | 0  | 6  | 1   | .366  | 0  | 0  | 0-0    | 1   | 13  | 0  | 1.000 |  |
| Miranda Stoddard     | .239  | 18-17 | 46  | 14  | 11  | 0  | 0  | 5  | 16  | 26  | .565  | 11 | 0  | 5  | 0   | .379  | 1  | 0  | 0-0    | 10  | 35  | 0  | 1.000 |  |
| -----                |       |       |     |     |     |    |    |    |     |     |       |    |    |    |     |       |    |    |        |     |     |    |       |  |
| Vanessa Nesby        | 1.000 | 11-0  | 1   | 7   | 1   | 1  | 0  | 0  | 0   | 2   | 2.000 | 0  | 0  | 0  | 0   | 1.000 | 0  | 0  | 1-1    | 3   | 0   | 1  | .750  |  |
| Victoria Fragoso     | .667  | 6-0   | 3   | 0   | 2   | 0  | 0  | 0  | 1   | 2   | .667  | 0  | 1  | 1  | 0   | .750  | 0  | 0  | 0-0    | 0   | 0   | 0  | .000  |  |
| Cassie Lindmark      | .273  | 11-9  | 11  | 1   | 3   | 1  | 0  | 0  | 1   | 4   | .364  | 1  | 2  | 2  | 0   | .429  | 0  | 0  | 1-1    | 36  | 1   | 0  | 1.000 |  |
| Emmy Blane           | .000  | 15-6  | 9   | 0   | 0   | 0  | 0  | 0  | 0   | 0   | .000  | 2  | 0  | 2  | 0   | .182  | 0  | 0  | 1-1    | 13  | 16  | 4  | .879  |  |
| Jaci Babbs           | .000  | 8-2   | 4   | 2   | 0   | 0  | 0  | 0  | 0   | 0   | .000  | 4  | 0  | 2  | 0   | .500  | 0  | 0  | 1-2    | 0   | 0   | 0  | .000  |  |
| Meeko Harrison       | .000  | 3-0   | 2   | 0   | 0   | 0  | 0  | 0  | 0   | 0   | .000  | 1  | 0  | 1  | 0   | .333  | 0  | 0  | 0-0    | 0   | 0   | 0  | .000  |  |
| Erica Thulen         | .000  | 11-0  | 1   | 6   | 0   | 0  | 0  | 0  | 1   | 0   | .000  | 2  | 0  | 0  | 0   | .667  | 0  | 0  | 1-1    | 0   | 0   | 0  | .000  |  |
| Emma Boitnott        | .000  | 2-0   | 1   | 0   | 0   | 0  | 0  | 0  | 0   | 0   | .000  | 1  | 0  | 0  | 0   | .500  | 0  | 0  | 0-0    | 0   | 0   | 0  | .000  |  |
| Meghan Schorman      | .000  | 1-1   | 0   | 0   | 0   | 0  | 0  | 0  | 0   | 0   | .000  | 0  | 0  | 0  | 0   | .000  | 0  | 0  | 0-0    | 0   | 1   | 0  | 1.000 |  |
| Stephanie Schoonover | .000  | 3-0   | 0   | 0   | 0   | 0  | 0  | 0  | 0   | 0   | .000  | 0  | 0  | 0  | 0   | .000  | 0  | 0  | 0-0    | 0   | 3   | 0  | 1.000 |  |
| Sloan Gayan          | .000  | 8-7   | 0   | 0   | 0   | 0  | 0  | 0  | 0   | 0   | .000  | 0  | 0  | 0  | 0   | .000  | 0  | 0  | 0-0    | 0   | 0   | 0  | .000  |  |
| Totals               | .397  | 19    | 536 | 191 | 213 | 35 | 11 | 35 | 176 | 375 | .700  | 77 | 19 | 58 | 2   | .482  | 9  | 3  | 27-32  | 345 | 143 | 17 | .966  |  |
| Opponents            | .216  | 19    | 435 | 41  | 94  | 17 | 2  | 8  | 35  | 139 | .320  | 29 | 11 | 97 | 5   | .282  | 1  | 2  | 5-6    | 332 | 112 | 33 | .931  |  |

LOB - Team (121), Opp (92). DPs turned - Team (8), Opp (7).

(All games Sorted by Earned run avg)

| Player               | era  | w-l  | app | gs | cg | sho | sv | ip    | h   | r   | er  | bb | so | 2b | 3b | hr | b/avg | wp | hp | bk | sfa | sha |
|----------------------|------|------|-----|----|----|-----|----|-------|-----|-----|-----|----|----|----|----|----|-------|----|----|----|-----|-----|
| Autumn Humes         | 1.51 | 8-0  | 9   | 7  | 3  | 2/0 | 0  | 41.2  | 37  | 12  | 9   | 9  | 43 | 7  | 2  | 3  | .233  | 1  | 2  | 0  | 0   | 1   |
| Miranda Stoddard     | 1.88 | 3-0  | 7   | 3  | 0  | 0/1 | 1  | 22.1  | 23  | 10  | 6   | 4  | 11 | 4  | 0  | 1  | .253  | 0  | 0  | 0  | 0   | 1   |
| Grace Baalman        | 2.33 | 5-0  | 9   | 5  | 1  | 0/2 | 1  | 27.0  | 18  | 12  | 9   | 7  | 20 | 3  | 0  | 3  | .184  | 2  | 5  | 0  | 1   | 0   |
| -----                |      |      |     |    |    |     |    |       |     |     |     |    |    |    |    |    |       |    |    |    |     |     |
| Meghan Schorman      | 0.00 | 0-0  | 1   | 0  | 0  | 0/0 | 0  | 2.0   | 0   | 0   | 0   | 1  | 2  | 0  | 0  | 0  | .000  | 0  | 1  | 0  | 0   | 0   |
| Tatum Spangler       | 0.64 | 2-0  | 2   | 2  | 1  | 0/1 | 0  | 11.0  | 5   | 1   | 1   | 4  | 13 | 2  | 0  | 0  | .132  | 0  | 2  | 0  | 0   | 0   |
| Stephanie Schoonover | 1.17 | 0-0  | 3   | 0  | 0  | 0/1 | 0  | 6.0   | 5   | 1   | 1   | 2  | 4  | 0  | 0  | 0  | .238  | 0  | 1  | 0  | 0   | 0   |
| Sloan Gayan          | 7.00 | 1-0  | 3   | 2  | 0  | 0/1 | 0  | 5.0   | 6   | 5   | 5   | 2  | 4  | 1  | 0  | 1  | .286  | 1  | 0  | 0  | 0   | 0   |
| Totals               | 1.89 | 19-0 | 19  | 19 | 5  | 5/3 | 2  | 115.0 | 94  | 41  | 31  | 29 | 97 | 17 | 2  | 8  | .216  | 4  | 11 | 0  | 1   | 2   |
| Opponents            | 9.17 | 0-19 | 19  | 19 | 2  | 0/0 | 0  | 110.2 | 213 | 191 | 145 | 77 | 58 | 35 | 11 | 35 | .397  | 13 | 19 | 0  | 9   | 3   |

PB - Team (3), Kowalik, K 3, Opp (3). SBA/ATT - Kowalik, K (3-4), Humes, A (3-3), Lindmark, C (2-2), Baalman, G (1-2), Gayan, S (1-1).



2021 Kentucky Softball  
 Overall Statistics for Kentucky (as of Mar 08, 2021)  
 (All games Sorted by Fielding pct)



| Player               | c   | po  | a   | e  | fld%  | dp | sba | csb | sba%  | pb | ci |
|----------------------|-----|-----|-----|----|-------|----|-----|-----|-------|----|----|
| Kayla Kowalik        | 83  | 79  | 4   | 0  | 1.000 | 0  | 3   | 1   | .750  | 3  | 0  |
| Miranda Stoddard     | 45  | 10  | 35  | 0  | 1.000 | 0  | 0   | 0   | .000  | 0  | 0  |
| Cassie Lindmark      | 37  | 36  | 1   | 0  | 1.000 | 0  | 2   | 0   | 1.000 | 0  | 0  |
| Autumn Humes         | 14  | 1   | 13  | 0  | 1.000 | 1  | 3   | 0   | 1.000 | 0  | 0  |
| Grace Baalman        | 5   | 2   | 3   | 0  | 1.000 | 1  | 1   | 1   | .500  | 0  | 0  |
| Stephanie Schoonover | 3   | 0   | 3   | 0  | 1.000 | 0  | 0   | 0   | .000  | 0  | 0  |
| Meghan Schorman      | 1   | 0   | 1   | 0  | 1.000 | 0  | 0   | 0   | .000  | 0  | 0  |
| Mallory Peyton       | 137 | 134 | 2   | 1  | .993  | 8  | 0   | 0   | .000  | 0  | 0  |
| Lauren Johnson       | 42  | 20  | 20  | 2  | .952  | 4  | 0   | 0   | .000  | 0  | 0  |
| Rylea Smith          | 15  | 14  | 0   | 1  | .933  | 0  | 0   | 0   | .000  | 0  | 0  |
| Renee Abernathy      | 14  | 13  | 0   | 1  | .929  | 0  | 0   | 0   | .000  | 0  | 0  |
| Tatum Spangler       | 11  | 8   | 2   | 1  | .909  | 0  | 0   | 0   | .000  | 0  | 0  |
| Erin Coffel          | 61  | 12  | 43  | 6  | .902  | 6  | 0   | 0   | .000  | 0  | 0  |
| Emmy Blane           | 33  | 13  | 16  | 4  | .879  | 1  | 0   | 0   | .000  | 0  | 0  |
| Vanessa Nesby        | 4   | 3   | 0   | 1  | .750  | 0  | 0   | 0   | .000  | 0  | 0  |
| Sloan Gayan          | 0   | 0   | 0   | 0  | .000  | 0  | 1   | 0   | 1.000 | 0  | 0  |
| Victoria Fragoso     | 0   | 0   | 0   | 0  | .000  | 0  | 0   | 0   | .000  | 0  | 0  |
| Emma Boitnott        | 0   | 0   | 0   | 0  | .000  | 0  | 0   | 0   | .000  | 0  | 0  |
| Meeko Harrison       | 0   | 0   | 0   | 0  | .000  | 0  | 0   | 0   | .000  | 0  | 0  |
| Jaci Babbs           | 0   | 0   | 0   | 0  | .000  | 0  | 0   | 0   | .000  | 0  | 0  |
| Erica Thulen         | 0   | 0   | 0   | 0  | .000  | 0  | 0   | 0   | .000  | 0  | 0  |
| Totals               | 505 | 345 | 143 | 17 | .966  | 8  | 5   | 1   | .833  | 3  | 0  |
| Opponents            | 477 | 332 | 112 | 33 | .931  | 7  | 27  | 5   | .844  | 3  | 0  |

Hitting minimums - 1 Games 0.8 AB/Game

Pitching minimums - 1 Games 1.0 IP/Game



2021 Kentucky Softball  
Games Summary for Kentucky (as of Mar 08, 2021)  
(All games)



|                  |    |    |    |    |    |   |    |       |
|------------------|----|----|----|----|----|---|----|-------|
| Score by innings | 1  | 2  | 3  | 4  | 5  | 6 | 7  | Total |
| Kentucky         | 34 | 35 | 33 | 40 | 32 | 6 | 11 | 191   |
| Opponents        | 7  | 6  | 8  | 6  | 6  | 4 | 4  | 41    |

Record when ...

|                      |      |                      |      |
|----------------------|------|----------------------|------|
| Overall              | 19-0 | After 4 leading      | 17-0 |
| Conference           | 0-0  | ..... trailing       | 0-0  |
| Non-Conference       | 19-0 | ..... tied           | 2-0  |
| Home games           | 0-0  | After 5 leading      | 8-0  |
| Away games           | 8-0  | ..... trailing       | 1-0  |
| Neutral site         | 11-0 | ..... tied           | 1-0  |
| Day games            | 19-0 | After 6 leading      | 9-0  |
| Night games          | 0-0  | ..... trailing       | 1-0  |
| vs Left starter      | 3-0  | ..... tied           | 0-0  |
| vs Right starter     | 16-0 |                      |      |
| 1-Run games          | 2-0  | Hit 0 home runs      | 3-0  |
| 2-Run games          | 1-0  | ... 1 home run       | 3-0  |
| 5+Run games          | 13-0 | ... 2+ home runs     | 13-0 |
| Extra innings        | 0-0  |                      |      |
| Shutouts             | 5-0  | Opponent 0 home runs | 13-0 |
|                      |      | ..... 1 home run     | 4-0  |
|                      |      | ..... 2+ HRs         | 2-0  |
| Scoring 0-2 runs     | 0-0  |                      |      |
| ..... 3-5 runs       | 3-0  |                      |      |
| ..... 6-9 runs       | 5-0  | Made 0 errors        | 11-0 |
| ..... 10+ runs       | 11-0 | .... 1 error         | 3-0  |
|                      |      | .... 2+ errors       | 5-0  |
| Opponent 0-2 runs    | 11-0 |                      |      |
| ..... 3-5 runs       | 7-0  | Opp. made 0 errors   | 3-0  |
| ..... 6-9 runs       | 1-0  | ..... 1 error        | 7-0  |
| ..... 10+ runs       | 0-0  | ..... 2+ errors      | 9-0  |
| Scored in 1st inning | 13-0 | Out-hit opponent     | 17-0 |
| Opp. scored in 1st   | 4-0  | Out-hit by opponent  | 1-0  |
| Scores first         | 16-0 | Hits are tied        | 1-0  |
| Opp. scores first    | 3-0  |                      |      |

Record when team scores:

|      |     |     |     |     |     |     |     |     |     |     |      |
|------|-----|-----|-----|-----|-----|-----|-----|-----|-----|-----|------|
| Runs | 0   | 1   | 2   | 3   | 4   | 5   | 6   | 7   | 8   | 9   | 10+  |
| W-L  | 0-0 | 0-0 | 0-0 | 1-0 | 1-0 | 1-0 | 1-0 | 3-0 | 1-0 | 0-0 | 11-0 |

Record when opponent scores:

|      |     |     |     |     |     |     |     |     |     |     |     |
|------|-----|-----|-----|-----|-----|-----|-----|-----|-----|-----|-----|
| Runs | 0   | 1   | 2   | 3   | 4   | 5   | 6   | 7   | 8   | 9   | 10+ |
| W-L  | 5-0 | 5-0 | 1-0 | 4-0 | 2-0 | 1-0 | 0-0 | 0-0 | 0-0 | 1-0 | 0-0 |

Record when leading after:

|      |      |      |      |      |     |     |
|------|------|------|------|------|-----|-----|
| Inn. | 1    | 2    | 3    | 4    | 5   | 6   |
| W-L  | 10-0 | 14-0 | 16-0 | 17-0 | 8-0 | 9-0 |

Record when trailing after:

|      |     |     |     |     |     |     |
|------|-----|-----|-----|-----|-----|-----|
| Inn. | 1   | 2   | 3   | 4   | 5   | 6   |
| W-L  | 2-0 | 2-0 | 1-0 | 0-0 | 1-0 | 1-0 |

Record when tied after:

|      |     |     |     |     |     |     |
|------|-----|-----|-----|-----|-----|-----|
| Inn. | 1   | 2   | 3   | 4   | 5   | 6   |
| W-L  | 7-0 | 3-0 | 2-0 | 2-0 | 1-0 | 0-0 |

Current winning streak: 19

Longest winning streak: 19

Longest losing streak: 0

Home attendance : 0 ( 0 dates avg = 0 )

Away attendance : 1011 ( 17 dates avg = 59 )

Total attendance: 1011 ( 17 dates avg = 59 )



2021 Kentucky Softball  
 Batting Leaders for Kentucky (as of Mar 08, 2021)  
 (All games)



Hitting minimums - 1 Games 0.8 AB/Game  
 Pitching minimums - 1 Games 1.0 IP/Game

|                        |      |                         |      |                                |       |
|------------------------|------|-------------------------|------|--------------------------------|-------|
| <b>Batting avg</b>     |      | <b>Slugging pct</b>     |      | <b>On base pct</b>             |       |
| 1. Kayla Kowalik       | .522 | 1. Erin Coffel          | .930 | 1. Lauren Johnson              | .592  |
| 2. Lauren Johnson      | .517 | 2. Kayla Kowalik        | .896 | 2. Kayla Kowalik               | .582  |
| 3. Erin Coffel         | .437 | 3. Mallory Peyton       | .828 | 3. Renee Abernathy             | .514  |
| 4. Renee Abernathy     | .421 | 4. Renee Abernathy      | .719 | 4. Erin Coffel                 | .494  |
| 5. Tatum Spangler      | .419 | 5. Lauren Johnson       | .700 | 5. Tatum Spangler              | .457  |
| <b>Runs scored</b>     |      | <b>Hits</b>             |      | <b>Runs batted in</b>          |       |
| 1. Kayla Kowalik       | 33   | 1. Kayla Kowalik        | 35   | 1. Erin Coffel                 | 27    |
| 2. Erin Coffel         | 27   | 2. Erin Coffel          | 31   | 2. Mallory Peyton              | 26    |
| 3. Rylea Smith         | 22   | Lauren Johnson          | 31   | 3. Lauren Johnson              | 24    |
| 4. Lauren Johnson      | 21   | 4. Renee Abernathy      | 24   | 4. Renee Abernathy             | 23    |
| 5. Mallory Peyton      | 18   | 5. Mallory Peyton       | 22   | 5. Kayla Kowalik               | 22    |
| <b>Doubles</b>         |      | <b>Triples</b>          |      | <b>Home runs</b>               |       |
| 1. Mallory Peyton      | 11   | 1. Lauren Johnson       | 4    | 1. Erin Coffel                 | 9     |
| 2. Erin Coffel         | 6    | 2. Kayla Kowalik        | 3    | 2. Miranda Stoddard            | 5     |
| 3. Kayla Kowalik       | 4    | 3. Renee Abernathy      | 2    | Mallory Peyton                 | 5     |
| Renee Abernathy        | 4    | 4. Erin Coffel          | 1    | Kayla Kowalik                  | 5     |
| 5. 2 tied at..         | 3    | Tatum Spangler          | 1    | 5. Autumn Humes                | 4     |
| <b>Total bases</b>     |      | <b>Walks</b>            |      | <b>Hit by pitch</b>            |       |
| 1. Erin Coffel         | 66   | 1. Miranda Stoddard     | 11   | 1. Mallory Peyton              | 6     |
| 2. Kayla Kowalik       | 60   | 2. Lauren Johnson       | 10   | 2. Renee Abernathy             | 5     |
| 3. Mallory Peyton      | 48   | Kayla Kowalik           | 10   | 3. Erin Coffel                 | 3     |
| 4. Lauren Johnson      | 42   | 4. Renee Abernathy      | 8    | 4. Cassie Lindmark             | 2     |
| 5. Renee Abernathy     | 41   | 5. Grace Baalman        | 6    | 5. 3 tied at....               | 1     |
| <b>Sac bunts</b>       |      | <b>Sac flies</b>        |      | <b>Stolen bases</b>            |       |
| 1. Kayla Kowalik       | 1    | 1. Mallory Peyton       | 3    | 1. Kayla Kowalik               | 8     |
| Lauren Johnson         | 1    | 2. Renee Abernathy      | 2    | 2. Lauren Johnson              | 5     |
| Erin Coffel            | 1    | 3. 4 tied at....        | 1    | 3. Mallory Peyton              | 3     |
|                        |      |                         |      | Renee Abernathy                | 3     |
|                        |      |                         |      | 5. 8 tied at...                | 1     |
| <b>Caught stealing</b> |      | <b>Steal attempts</b>   |      | <b>Stolen base pct</b>         |       |
| 1. Erin Coffel         | 2    | 1. Kayla Kowalik        | 9    | 1. Lauren Johnson              | 1.000 |
| 2. Jaci Babbs          | 1    | 2. Lauren Johnson       | 5    | Mallory Peyton                 | 1.000 |
| Renee Abernathy        | 1    | 3. Renee Abernathy      | 4    | Rylea Smith                    | 1.000 |
| Kayla Kowalik          | 1    | 4. Mallory Peyton       | 3    | Tatum Spangler                 | 1.000 |
|                        |      | Erin Coffel             | 3    | 5. Kayla Kowalik               | .889  |
| <b>Strikeouts</b>      |      | <b>Grounded into DP</b> |      | <b>Total plate appearances</b> |       |
| 1. Erin Coffel         | 9    | 1. Mallory Peyton       | 1    | 1. Kayla Kowalik               | 80    |
| 2. Renee Abernathy     | 7    | Autumn Humes            | 1    | Erin Coffel                    | 80    |
| Mallory Peyton         | 7    |                         |      | 3. Renee Abernathy             | 72    |
| 4. Autumn Humes        | 6    |                         |      | Lauren Johnson                 | 72    |
| 5. Miranda Stoddard    | 5    |                         |      | 5. Mallory Peyton              | 71    |
| <b>At bats</b>         |      | <b>Games played</b>     |      | <b>Game starts</b>             |       |
| 1. Erin Coffel         | 71   | 1. Lauren Johnson       | 19   | 1. Lauren Johnson              | 19    |
| 2. Kayla Kowalik       | 67   | Kayla Kowalik           | 19   | Kayla Kowalik                  | 19    |
| 3. Lauren Johnson      | 60   | Erin Coffel             | 19   | Erin Coffel                    | 19    |
| 4. Mallory Peyton      | 58   | Mallory Peyton          | 19   | Mallory Peyton                 | 19    |
| 5. Renee Abernathy     | 57   | Renee Abernathy         | 19   | Renee Abernathy                | 19    |
| <b>Games as sub</b>    |      |                         |      |                                |       |
| 1. Vanessa Nesby       | 11   |                         |      |                                |       |
| Erica Thulen           | 11   |                         |      |                                |       |
| 3. Emmy Blane          | 9    |                         |      |                                |       |
| 4. Victoria Fragoso    | 6    |                         |      |                                |       |
| Jaci Babbs             | 6    |                         |      |                                |       |



2021 Kentucky Softball  
 Batting Per-Game Leaders for Kentucky (as of Mar 08, 2021)  
 (All games)



Hitting minimums - 1 Games 0.8 AB/Game  
 Pitching minimums - 1 Games 1.0 IP/Game

|                              |      |                              |      |                            |      |
|------------------------------|------|------------------------------|------|----------------------------|------|
| <b>Hits per game</b>         |      | <b>Runs scored per game</b>  |      | <b>Doubles per game</b>    |      |
| 1. Kayla Kowalik             | 1.84 | 1. Kayla Kowalik             | 1.74 | 1. Mallory Peyton          | 0.58 |
| 2. Erin Coffel               | 1.63 | 2. Erin Coffel               | 1.42 | 2. Erin Coffel             | 0.32 |
| Lauren Johnson               | 1.63 | 3. Rylea Smith               | 1.22 | 3. Kayla Kowalik           | 0.21 |
| 4. Renee Abernathy           | 1.26 | 4. Lauren Johnson            | 1.11 | Renee Abernathy            | 0.21 |
| 5. Mallory Peyton            | 1.16 | 5. Mallory Peyton            | 0.95 | 5. Rylea Smith             | 0.17 |
| <b>Triples per game</b>      |      | <b>Homers per game</b>       |      | <b>RBI s per game</b>      |      |
| 1. Lauren Johnson            | 0.21 | 1. Erin Coffel               | 0.47 | 1. Erin Coffel             | 1.42 |
| 2. Kayla Kowalik             | 0.16 | 2. Autumn Humes              | 0.31 | 2. Mallory Peyton          | 1.37 |
| 3. Renee Abernathy           | 0.11 | 3. Miranda Stoddard          | 0.28 | 3. Lauren Johnson          | 1.26 |
| 4. Tatum Spangler            | 0.06 | 4. Kayla Kowalik             | 0.26 | 4. Renee Abernathy         | 1.21 |
| 5. Erin Coffel               | 0.05 | Mallory Peyton               | 0.26 | 5. Kayla Kowalik           | 1.16 |
| <b>Stolen bases per game</b> |      | <b>Walks per game</b>        |      | <b>Strikeouts per game</b> |      |
| 1. Kayla Kowalik             | 0.42 | 1. Miranda Stoddard          | 0.61 | 1. Rylea Smith             | 0.11 |
| 2. Lauren Johnson            | 0.26 | 2. Kayla Kowalik             | 0.53 | 2. Lauren Johnson          | 0.16 |
| 3. Mallory Peyton            | 0.16 | Lauren Johnson               | 0.53 | 3. Kayla Kowalik           | 0.21 |
| Renee Abernathy              | 0.16 | 4. Grace Baalman             | 0.46 | 4. Tatum Spangler          | 0.22 |
| 5. Rylea Smith               | 0.06 | 5. Renee Abernathy           | 0.42 | 5. Grace Baalman           | 0.23 |
| <b>At bats per game</b>      |      | <b>Plate appearances/gam</b> |      |                            |      |
| 1. Erin Coffel               | 3.74 | 1. Erin Coffel               | 4.21 |                            |      |
| 2. Kayla Kowalik             | 3.53 | Kayla Kowalik                | 4.21 |                            |      |
| 3. Lauren Johnson            | 3.16 | 3. Lauren Johnson            | 3.79 |                            |      |
| 4. Mallory Peyton            | 3.05 | Renee Abernathy              | 3.79 |                            |      |
| 5. Renee Abernathy           | 3.00 | 5. Mallory Peyton            | 3.74 |                            |      |



2021 Kentucky Softball  
Pitching Leaders for Kentucky (as of Mar 08, 2021)  
(All games)



Hitting minimums - 1 Games 0.8 AB/Game  
Pitching minimums - 1 Games 1.0 IP/Game

|                               |      |                            |      |                               |       |
|-------------------------------|------|----------------------------|------|-------------------------------|-------|
| <b>Earned run avg</b>         |      | <b>Opposing bat avg</b>    |      | <b>Won-loss pct</b>           |       |
| 1. Autumn Humes               | 1.51 | 1. Grace Baalman           | .184 | 1. Autumn Humes               | 1.000 |
| 2. Miranda Stoddard           | 1.88 | 2. Autumn Humes            | .233 | Grace Baalman                 | 1.000 |
| 3. Grace Baalman              | 2.33 | 3. Miranda Stoddard        | .253 | Miranda Stoddard              | 1.000 |
| <b>Wins</b>                   |      | <b>Losses</b>              |      | <b>Saves</b>                  |       |
| 1. Autumn Humes               | 8    |                            |      | 1. Miranda Stoddard           | 1     |
| 2. Grace Baalman              | 5    |                            |      | Grace Baalman                 | 1     |
| 3. Miranda Stoddard           | 3    |                            |      |                               |       |
| 4. Tatum Spangler             | 2    |                            |      |                               |       |
| 5. Sloan Gayan                | 1    |                            |      |                               |       |
| <b>Innings pitched</b>        |      | <b>Batters struck out</b>  |      | <b>Appearances</b>            |       |
| 1. Autumn Humes               | 41.2 | 1. Autumn Humes            | 43   | 1. Grace Baalman              | 9     |
| 2. Grace Baalman              | 27.0 | 2. Grace Baalman           | 20   | Autumn Humes                  | 9     |
| 3. Miranda Stoddard           | 22.1 | 3. Tatum Spangler          | 13   | 3. Miranda Stoddard           | 7     |
|                               |      | 4. Miranda Stoddard        | 11   | 4. Stephanie Schoonover       | 3     |
|                               |      | 5. 2 tied at..             | 4    | Sloan Gayan                   | 3     |
| <b>Games started</b>          |      | <b>Games finished</b>      |      | <b>Games in relief</b>        |       |
| 1. Autumn Humes               | 7    | 1. Grace Baalman           | 4    | 1. Miranda Stoddard           | 4     |
| 2. Grace Baalman              | 5    | Miranda Stoddard           | 4    | Grace Baalman                 | 4     |
| 3. Miranda Stoddard           | 3    | 3. Stephanie Schoonover    | 3    | 3. Stephanie Schoonover       | 3     |
| 4. Tatum Spangler             | 2    | 4. Autumn Humes            | 2    | 4. Autumn Humes               | 2     |
| Sloan Gayan                   | 2    | 5. Meghan Schorman         | 1    | 5. 2 tied at.....             | 1     |
| <b>Wild pitches</b>           |      | <b>Balks</b>               |      | <b>Hit batters</b>            |       |
| 1. Grace Baalman              | 2    |                            |      | 1. Grace Baalman              | 5     |
| 2. Sloan Gayan                | 1    |                            |      | 2. Autumn Humes               | 2     |
| Autumn Humes                  | 1    |                            |      | Tatum Spangler                | 2     |
|                               |      |                            |      | 4. Meghan Schorman            | 1     |
|                               |      |                            |      | Stephanie Schoonover          | 1     |
| <b>Intentional BB allowed</b> |      | <b>Runners picked off</b>  |      | <b>Batters SO out looking</b> |       |
|                               |      |                            |      | 1. Autumn Humes               | 12    |
|                               |      |                            |      | 2. Grace Baalman              | 5     |
|                               |      |                            |      | 3. Miranda Stoddard           | 3     |
|                               |      |                            |      | 4. Tatum Spangler             | 2     |
|                               |      |                            |      | Sloan Gayan                   | 2     |
| <b>Sac bunts allowed</b>      |      | <b>Sac flies allowed</b>   |      | <b>Hits allowed</b>           |       |
| 1. Autumn Humes               | 1    | 1. Grace Baalman           | 1    | 1. Grace Baalman              | 18    |
| Miranda Stoddard              | 1    |                            |      | 2. Miranda Stoddard           | 23    |
|                               |      |                            |      | 3. Autumn Humes               | 37    |
| <b>Runs allowed</b>           |      | <b>Earned runs allowed</b> |      | <b>Walks allowed</b>          |       |
| 1. Miranda Stoddard           | 10   | 1. Miranda Stoddard        | 6    | 1. Miranda Stoddard           | 4     |
| 2. Autumn Humes               | 12   | 2. Autumn Humes            | 9    | 2. Grace Baalman              | 7     |
| Grace Baalman                 | 12   | Grace Baalman              | 9    | 3. Autumn Humes               | 9     |
| <b>Doubles allowed</b>        |      | <b>Triples allowed</b>     |      | <b>Home runs allowed</b>      |       |
| 1. Grace Baalman              | 3    | 1. Grace Baalman           | 0    | 1. Miranda Stoddard           | 1     |
| 2. Miranda Stoddard           | 4    | Miranda Stoddard           | 0    | 2. Grace Baalman              | 3     |
| 3. Autumn Humes               | 7    | 3. Autumn Humes            | 2    | Autumn Humes                  | 3     |



2021 Kentucky Softball  
Pitching Per-Game leaders for Kentucky (as of Mar 08, 2021)  
(All games)



Hitting minimums - 1 Games 0.8 AB/Game  
Pitching minimums - 1 Games 1.0 IP/Game

| Innings per game     |      | Strikeouts/game      |       | Walks allowed/game  |       |
|----------------------|------|----------------------|-------|---------------------|-------|
| 1. Autumn Humes      | 4.63 | 1. Autumn Humes      | 7.22  | 1. Miranda Stoddard | 1.25  |
| 2. Miranda Stoddard  | 3.19 | 2. Grace Baalman     | 5.19  | 2. Autumn Humes     | 1.51  |
| 3. Grace Baalman     | 3.00 | 3. Miranda Stoddard  | 3.45  | 3. Grace Baalman    | 1.81  |
| Doubles allowed/game |      | Triples allowed/game |       | Homers allowed/game |       |
| 1. Grace Baalman     | 0.78 | 1. Grace Baalman     | 0.00  | 1. Miranda Stoddard | 0.31  |
| 2. Autumn Humes      | 1.18 | Miranda Stoddard     | 0.00  | 2. Autumn Humes     | 0.50  |
| 3. Miranda Stoddard  | 1.25 | 3. Autumn Humes      | 0.34  | 3. Grace Baalman    | 0.78  |
| Fly outs/game        |      | Ground outs/game     |       | Batters faced/game  |       |
| 1. Grace Baalman     | 7.26 | 1. Miranda Stoddard  | 10.03 | 1. Miranda Stoddard | 30.09 |
| 2. Miranda Stoddard  | 6.90 | 2. Autumn Humes      | 9.24  | 2. Grace Baalman    | 28.78 |
| 3. Autumn Humes      | 3.86 | 3. Grace Baalman     | 7.52  | 3. Autumn Humes     | 28.73 |
| Hits allowed/game    |      | Runs allowed/game    |       | Earned runs/game    |       |
| 1. Grace Baalman     | 4.67 | 1. Autumn Humes      | 2.02  | 1. Autumn Humes     | 1.51  |
| 2. Autumn Humes      | 6.22 | 2. Grace Baalman     | 3.11  | 2. Miranda Stoddard | 1.88  |
| 3. Miranda Stoddard  | 7.21 | 3. Miranda Stoddard  | 3.13  | 3. Grace Baalman    | 2.33  |





2021 Kentucky Softball  
Fielding Leaders for Kentucky (as of Mar 08, 2021)  
(All games)



Hitting minimums - 1 Games  
Pitching minimums - 1 Games 1.0 IP/Game

| Fielding pct         |       | Chances               |     | Putouts                |     |
|----------------------|-------|-----------------------|-----|------------------------|-----|
| 1. Kayla Kowalik     | 1.000 | 1. Mallory Peyton     | 137 | 1. Mallory Peyton      | 134 |
| Miranda Stoddard     | 1.000 | 2. Kayla Kowalik      | 83  | 2. Kayla Kowalik       | 79  |
| Cassie Lindmark      | 1.000 | 3. Erin Coffel        | 61  | 3. Cassie Lindmark     | 36  |
| Autumn Humes         | 1.000 | 4. Miranda Stoddard   | 45  | 4. Lauren Johnson      | 20  |
| Grace Baalman        | 1.000 | 5. Lauren Johnson     | 42  | 5. Rylea Smith         | 14  |
| Assists              |       | Errors                |     | Fielding double plays  |     |
| 1. Erin Coffel       | 43    | 1. Erin Coffel        | 6   | 1. Mallory Peyton      | 8   |
| 2. Miranda Stoddard  | 35    | 2. Emmy Blane         | 4   | 2. Erin Coffel         | 6   |
| 3. Lauren Johnson    | 20    | 3. Lauren Johnson     | 2   | 3. Lauren Johnson      | 4   |
| 4. Emmy Blane        | 16    | 4. 5 tied at.....     | 1   | 4. 3 tied at.          | 1   |
| 5. Autumn Humes      | 13    |                       |     |                        |     |
| Stolen bases against |       | Caught stealing by    |     | Steal attempts against |     |
| 1. Kayla Kowalik     | 3     | 1. Kayla Kowalik      | 1   | 1. Kayla Kowalik       | 4   |
| Autumn Humes         | 3     | Grace Baalman         | 1   | 2. Autumn Humes        | 3   |
| 3. Cassie Lindmark   | 2     |                       |     | 3. Cassie Lindmark     | 2   |
| 4. Grace Baalman     | 1     |                       |     | Grace Baalman          | 2   |
| Sloan Gayan          | 1     |                       |     | 5. Sloan Gayan         | 1   |
| Passed balls         |       | Catchers interference |     |                        |     |
| 1. Kayla Kowalik     | 3     |                       |     |                        |     |



2021 Kentucky Softball  
 Game Results for Kentucky (as of Mar 08, 2021)  
 (All games)



| Date           | Opponent            | Score  | Inns | Overall | SEC   | Pitcher of record   | Attend | Time |
|----------------|---------------------|--------|------|---------|-------|---------------------|--------|------|
| Feb 12, 2021   | at Samford-1        | w 4-0  | 7    | 1-0-0   | 0-0-0 | Humes, A (W 1-0)    | 109    | 1:59 |
| Feb 12, 2021   | at Samford-2        | w 15-3 | 5    | 2-0-0   | 0-0-0 | Baalman, G (W 1-0)  | 109    | 2:09 |
| Feb 13, 2021   | at Samford          | w 12-9 | 7    | 3-0-0   | 0-0-0 | Humes, A (W 1-0)    | 151    | 2:41 |
| Feb 19, 2021   | at UNC Greensboro-1 | w 7-2  | 7    | 4-0-0   | 0-0-0 | Baalman, G (W 2-0)  | -      | 2:11 |
| Feb 19, 2021   | at UNC Greensboro-2 | w 14-4 | 5    | 5-0-0   | 0-0-0 | Humes, A (W 3-0)    | -      | 2:05 |
| ^ Feb 20, 2021 | vs NC Central       | w 20-1 | 5    | 6-0-0   | 0-0-0 | Spangler, T (W 1-0) | 3      | 1:57 |
| ^ Feb 20, 2021 | at CAMPBELL         | w 11-3 | 7    | 7-0-0   | 0-0-0 | Stoddard, M (W 1-0) | 17     | 2:20 |
| ^ Feb 21, 2021 | vs NC Central       | w 14-0 | 5    | 8-0-0   | 0-0-0 | Gayan, S (W 1-0)    | 3      | 1:24 |
| ^ Feb 21, 2021 | vs Mt. St. Mary's   | w 10-0 | 5    | 9-0-0   | 0-0-0 | Humes, A (W 4-0)    | 3      | 1:23 |
| & Feb 26, 2021 | vs NM State         | w 11-1 | 5    | 10-0-0  | 0-0-0 | Baalman, G (W 3-0)  | 74     | 1:49 |
| & Feb 26, 2021 | vs Florida Int'l    | w 6-5  | 7    | 11-0-0  | 0-0-0 | Stoddard, M (W 2-0) | 92     | 2:10 |
| & Feb 27, 2021 | vs Stetson          | w 7-0  | 7    | 12-0-0  | 0-0-0 | Spangler, T (W 2-0) | 100    | 1:49 |
| & Feb 27, 2021 | vs NM State         | w 10-1 | 5    | 13-0-0  | 0-0-0 | Humes, A (W 5-0)    | 123    | 1:34 |
| & Feb 28, 2021 | vs Stetson          | w 15-0 | 5    | 14-0-0  | 0-0-0 | Baalman, G (W 5-0)  | 120    | 1:22 |
| % Mar 04, 2021 | vs Pitt             | w 8-1  | 7    | 15-0-0  | 0-0-0 | Humes, A (W 6-0)    | 0      | 2:23 |
| % Mar. 4, 2021 | at Florida Atlantic | w 3-1  | 7    | 16-0-0  | 0-0-0 | Baalman, G (W 5-0)  | 0      | 1:56 |
| % Mar. 5, 2021 | vs Illinois State   | w 5-4  | 7    | 17-0-0  | 0-0-0 | Humes, A (W 7-0)    | 0      | 2:12 |
| % Mar. 7, 2021 | vs Coastal Carolina | w 12-3 | 5    | 18-0-0  | 0-0-0 | Stoddard, M (W 3-0) | 0      | 1:30 |
| % 3/7/2021     | at Florida Atlantic | w 7-3  | 7    | 19-0-0  | 0-0-0 | Humes, A (W)        | 107    | 2:07 |

\* = Conference game

^ = Campbell Invit'l (Buies Creek, N.C.)

& = 2021 Spring Games (Orlando, Fla.)

% - FAU Tournament (Boca Raton, Fla.)

() extra inning game

2021 Kentucky Softball  
Team Game-by-Game for Kentucky (as of Mar 08, 2021)  
Batting (All games)

| Date     | Opponent            | ab  | r   | h   | rbi | 2b | 3b | hr | tb  | bb | ibb | sb | cs | hbp | sac | sf | gdp | k  | po  | a   | e  | lob | avg  |
|----------|---------------------|-----|-----|-----|-----|----|----|----|-----|----|-----|----|----|-----|-----|----|-----|----|-----|-----|----|-----|------|
| Feb 12   | at Samford          | 27  | 4   | 8   | 3   | 3  | 1  | 1  | 16  | 2  | 0   | 0  | 2  | 1   | 0   | 0  | 1   | 4  | 21  | 8   | 0  | 5   | .296 |
| Feb 12   | at Samford          | 32  | 15  | 18  | 15  | 2  | 0  | 4  | 32  | 6  | 0   | 0  | 0  | 0   | 0   | 0  | 1   | 2  | 15  | 11  | 3  | 8   | .441 |
| Feb 13   | at Samford          | 35  | 12  | 14  | 12  | 3  | 1  | 2  | 25  | 6  | 0   | 1  | 0  | 3   | 0   | 0  | 0   | 2  | 21  | 12  | 5  | 11  | .426 |
| Feb 19   | at UNC Greensboro   | 28  | 7   | 9   | 8   | 1  | 1  | 3  | 21  | 3  | 0   | 1  | 0  | 0   | 1   | 0  | 0   | 7  | 21  | 6   | 2  | 4   | .402 |
| Feb 19   | at UNC Greensboro   | 28  | 14  | 15  | 14  | 2  | 0  | 4  | 29  | 5  | 0   | 0  | 1  | 2   | 0   | 0  | 0   | 1  | 15  | 6   | 0  | 6   | .427 |
| Feb 20   | vs NC Central       | 28  | 20  | 15  | 19  | 6  | 1  | 3  | 32  | 10 | 0   | 4  | 0  | 4   | 0   | 2  | 0   | 2  | 15  | 3   | 0  | 9   | .444 |
| Feb 20   | at CAMPBELL         | 35  | 11  | 11  | 11  | 0  | 0  | 2  | 17  | 3  | 0   | 1  | 0  | 2   | 0   | 1  | 0   | 3  | 21  | 9   | 2  | 9   | .423 |
| Feb 21   | vs NC Central       | 25  | 14  | 12  | 12  | 2  | 2  | 2  | 24  | 2  | 0   | 0  | 0  | 1   | 1   | 0  | 0   | 2  | 15  | 5   | 0  | 3   | .429 |
| Feb 21   | vs Mt. St. Mary's   | 28  | 10  | 15  | 8   | 4  | 1  | 2  | 27  | 2  | 0   | 0  | 0  | 0   | 0   | 0  | 0   | 1  | 15  | 6   | 0  | 5   | .440 |
| Feb 26   | vs NM State         | 27  | 11  | 10  | 10  | 1  | 0  | 2  | 17  | 2  | 0   | 4  | 0  | 0   | 0   | 0  | 0   | 4  | 15  | 7   | 0  | 3   | .433 |
| Feb 26   | vs Florida Int'l    | 28  | 6   | 10  | 6   | 2  | 1  | 2  | 20  | 4  | 0   | 0  | 1  | 0   | 0   | 0  | 0   | 1  | 21  | 10  | 2  | 6   | .427 |
| Feb 27   | vs Stetson          | 26  | 7   | 8   | 5   | 2  | 0  | 0  | 10  | 7  | 0   | 3  | 0  | 0   | 1   | 2  | 0   | 1  | 21  | 7   | 0  | 8   | .418 |
| Feb 27   | vs NM State         | 22  | 10  | 9   | 10  | 1  | 0  | 2  | 16  | 4  | 0   | 2  | 1  | 1   | 0   | 1  | 0   | 0  | 15  | 8   | 1  | 4   | .417 |
| Feb 28   | vs Stetson          | 25  | 15  | 14  | 15  | 3  | 1  | 1  | 22  | 4  | 0   | 3  | 0  | 1   | 0   | 2  | 0   | 2  | 15  | 7   | 1  | 5   | .426 |
| Mar 04   | vs Pitt             | 34  | 8   | 13  | 8   | 1  | 1  | 2  | 22  | 3  | 0   | 3  | 0  | 1   | 0   | 1  | 0   | 8  | 21  | 7   | 0  | 10  | .423 |
| Mar. 4   | at Florida Atlantic | 26  | 3   | 5   | 1   | 1  | 0  | 0  | 6   | 3  | 0   | 3  | 0  | 0   | 0   | 0  | 0   | 2  | 21  | 10  | 1  | 5   | .410 |
| Mar. 5   | vs Illinois State   | 31  | 5   | 11  | 3   | 1  | 0  | 1  | 15  | 0  | 0   | 2  | 0  | 0   | 0   | 0  | 0   | 9  | 21  | 5   | 0  | 7   | .406 |
| Mar. 7   | vs Coastal Carolina | 22  | 12  | 7   | 10  | 0  | 1  | 2  | 15  | 4  | 0   | 0  | 0  | 1   | 0   | 0  | 0   | 4  | 15  | 4   | 0  | 3   | .402 |
| 3/7/2021 | at Florida Atlantic | 29  | 7   | 9   | 6   | 0  | 0  | 0  | 9   | 7  | 0   | 0  | 0  | 2   | 0   | 0  | 0   | 3  | 21  | 12  | 0  | 10  | .397 |
| Totals   |                     | 536 | 191 | 213 | 176 | 35 | 11 | 35 | 375 | 77 | 0   | 27 | 5  | 19  | 3   | 9  | 2   | 58 | 345 | 143 | 17 | 121 | .397 |

2021 Kentucky Softball  
 Team Game-by-Game for Kentucky (as of Mar 08, 2021)  
 Pitching (All games)

| Date     | Opponent            | ip    | h  | r  | er | bb | so | 2b | 3b | hr | wp | bk | hbp | dp | ibb | score  | w-l  | sv | era  |
|----------|---------------------|-------|----|----|----|----|----|----|----|----|----|----|-----|----|-----|--------|------|----|------|
| Feb 12   | at Samford          | 7.0   | 4  | 0  | 0  | 0  | 7  | 1  | 0  | 0  | 0  | 0  | 0   | 0  | 0   | 4-0    | 1-0  | 0  | 0.00 |
| Feb 12   | at Samford          | 5.0   | 2  | 3  | 1  | 2  | 3  | 1  | 0  | 0  | 1  | 0  | 3   | 1  | 0   | 15-3   | 2-0  | 0  | 0.58 |
| Feb 13   | at Samford          | 7.0   | 11 | 9  | 6  | 1  | 4  | 3  | 0  | 2  | 0  | 0  | 0   | 1  | 0   | 12-9   | 3-0  | 0  | 2.58 |
| Feb 19   | at UNC Greensboro   | 7.0   | 4  | 2  | 2  | 3  | 2  | 0  | 0  | 2  | 0  | 0  | 1   | 1  | 0   | 7-2    | 4-0  | 0  | 2.42 |
| Feb 19   | at UNC Greensboro   | 5.0   | 8  | 4  | 4  | 1  | 5  | 1  | 0  | 0  | 0  | 0  | 0   | 0  | 0   | 14-4   | 5-0  | 0  | 2.94 |
| Feb 20   | vs NC Central       | 5.0   | 4  | 1  | 1  | 3  | 7  | 2  | 0  | 0  | 0  | 0  | 1   | 0  | 0   | 20-1   | 6-0  | 0  | 2.72 |
| Feb 20   | at CAMPBELL         | 7.0   | 5  | 3  | 2  | 1  | 6  | 1  | 0  | 0  | 0  | 0  | 0   | 0  | 0   | 11-3   | 7-0  | 0  | 2.60 |
| Feb 21   | vs NC Central       | 5.0   | 4  | 0  | 0  | 1  | 5  | 0  | 0  | 0  | 1  | 0  | 1   | 1  | 0   | 14-0   | 8-0  | 0  | 2.33 |
| Feb 21   | vs Mt. St. Mary's   | 5.0   | 4  | 0  | 0  | 0  | 9  | 1  | 0  | 0  | 0  | 0  | 1   | 0  | 0   | 10-0   | 9-0  | 0  | 2.11 |
| Feb 26   | vs NM State         | 5.0   | 3  | 1  | 1  | 1  | 4  | 0  | 0  | 0  | 0  | 0  | 1   | 0  | 0   | 11-1   | 10-0 | 0  | 2.05 |
| Feb 26   | vs Florida Int'l    | 7.0   | 10 | 5  | 3  | 4  | 2  | 0  | 0  | 1  | 0  | 0  | 0   | 1  | 0   | 6-5    | 11-0 | 0  | 2.15 |
| Feb 27   | vs Stetson          | 7.0   | 1  | 0  | 0  | 1  | 7  | 0  | 0  | 0  | 1  | 0  | 1   | 0  | 0   | 7-0    | 12-0 | 0  | 1.94 |
| Feb 27   | vs NM State         | 5.0   | 3  | 1  | 0  | 0  | 5  | 2  | 0  | 0  | 0  | 0  | 1   | 0  | 0   | 10-1   | 13-0 | 0  | 1.82 |
| Feb 28   | vs Stetson          | 5.0   | 0  | 0  | 0  | 0  | 4  | 0  | 0  | 0  | 0  | 0  | 0   | 0  | 0   | 15-0   | 14-0 | 0  | 1.71 |
| Mar 04   | vs Pitt             | 7.0   | 6  | 1  | 1  | 5  | 7  | 1  | 0  | 1  | 0  | 0  | 0   | 1  | 0   | 8-1    | 15-0 | 0  | 1.65 |
| Mar. 4   | at Florida Atlantic | 7.0   | 7  | 1  | 1  | 2  | 3  | 0  | 0  | 0  | 0  | 0  | 0   | 1  | 0   | 3-1    | 16-0 | 1  | 1.60 |
| Mar. 5   | vs Illinois State   | 7.0   | 7  | 4  | 4  | 0  | 8  | 2  | 0  | 1  | 0  | 0  | 0   | 0  | 0   | 5-4    | 17-0 | 1  | 1.77 |
| Mar. 7   | vs Coastal Carolina | 5.0   | 5  | 3  | 3  | 2  | 2  | 1  | 0  | 1  | 0  | 0  | 0   | 0  | 0   | 12-3   | 18-0 | 1  | 1.88 |
| 3/7/2021 | at Florida Atlantic | 7.0   | 6  | 3  | 2  | 2  | 7  | 1  | 2  | 0  | 1  | 0  | 1   | 1  | 0   | 7-3    | 19-0 | 2  | 1.89 |
| Totals   |                     | 115.0 | 94 | 41 | 31 | 29 | 97 | 17 | 2  | 8  | 4  | 0  | 11  | 8  | 0   | 191-41 | 19-0 | 2  | 1.89 |

2021 Kentucky Softball  
Individual Game-by-Game for Kentucky (as of Mar 08, 2021)

#4 Renee Abernathy - 19 games (All games)

| Date    | Opponent            | Pos    | AB | R  | H  | RBI | 2B | 3B | HR | BB | SB | CS | HBP | SAC | SF | GDP | K | PO | A | E | Avg  |
|---------|---------------------|--------|----|----|----|-----|----|----|----|----|----|----|-----|-----|----|-----|---|----|---|---|------|
| Feb 12  | at Samford-1        | *of    | 3  | 0  | 1  | 1   | 1  | 0  | 0  | 1  | 0  | 0  | 0   | 0   | 0  | 0   | 1 | 0  | 0 | 0 | .333 |
| Feb 12  | at Samford-2        | *of    | 4  | 1  | 3  | 1   | 1  | 0  | 0  | 0  | 0  | 0  | 0   | 0   | 0  | 0   | 0 | 0  | 0 | 0 | .571 |
| Feb 13  | at Samford          | *of    | 4  | 1  | 3  | 4   | 0  | 0  | 0  | 0  | 1  | 0  | 1   | 0   | 0  | 0   | 0 | 1  | 0 | 1 | .636 |
| Feb 19  | at UNC Greensbor    | *of/of | 3  | 0  | 0  | 0   | 0  | 0  | 0  | 0  | 0  | 0  | 0   | 0   | 0  | 0   | 2 | 0  | 0 | 0 | .500 |
| Feb 19  | at UNC Greensbor    | *of    | 3  | 3  | 3  | 3   | 0  | 0  | 2  | 1  | 0  | 0  | 0   | 0   | 0  | 0   | 0 | 1  | 0 | 0 | .588 |
| Feb 20  | vs NC Central       | *of    | 2  | 1  | 1  | 3   | 0  | 0  | 1  | 1  | 0  | 0  | 1   | 0   | 1  | 0   | 0 | 0  | 0 | 0 | .579 |
| Feb 20  | at CAMPBELL         | *of    | 4  | 1  | 2  | 1   | 0  | 0  | 0  | 0  | 0  | 0  | 1   | 0   | 0  | 0   | 0 | 2  | 0 | 0 | .565 |
| Feb 21  | vs NC Central       | *of/of | 3  | 1  | 3  | 2   | 0  | 1  | 0  | 0  | 0  | 0  | 0   | 0   | 0  | 0   | 0 | 1  | 0 | 0 | .615 |
| Feb 21  | vs Mt. St. Mary's   | *of    | 3  | 0  | 0  | 0   | 0  | 0  | 0  | 0  | 0  | 0  | 0   | 0   | 0  | 0   | 0 | 0  | 0 | 0 | .552 |
| Feb 26  | vs NM State         | *of    | 3  | 0  | 1  | 2   | 0  | 0  | 0  | 0  | 1  | 0  | 0   | 0   | 0  | 0   | 1 | 0  | 0 | 0 | .531 |
| Feb 26  | vs Florida Int'l    | *of    | 4  | 0  | 2  | 3   | 1  | 1  | 0  | 0  | 0  | 1  | 0   | 0   | 0  | 0   | 0 | 0  | 0 | 0 | .528 |
| Feb 27  | vs Stetson          | *of    | 2  | 2  | 1  | 1   | 1  | 0  | 0  | 2  | 1  | 0  | 0   | 0   | 0  | 0   | 0 | 1  | 0 | 0 | .526 |
| Feb 27  | vs NM State         | *of    | 2  | 0  | 1  | 1   | 0  | 0  | 0  | 0  | 0  | 0  | 0   | 0   | 1  | 0   | 0 | 0  | 0 | 0 | .525 |
| Feb 28  | vs Stetson          | *of    | 3  | 1  | 0  | 0   | 0  | 0  | 0  | 1  | 0  | 0  | 0   | 0   | 0  | 0   | 0 | 0  | 0 | 0 | .488 |
| Mar 04  | vs Pitt             | *of    | 4  | 0  | 2  | 1   | 0  | 0  | 0  | 0  | 0  | 0  | 0   | 0   | 0  | 0   | 0 | 2  | 0 | 0 | .489 |
| Mar. 4  | at Florida Atlantic | *of    | 2  | 0  | 0  | 0   | 0  | 0  | 0  | 1  | 0  | 0  | 0   | 0   | 0  | 0   | 1 | 2  | 0 | 0 | .469 |
| Mar. 5  | vs Illinois State   | *of    | 4  | 0  | 1  | 0   | 0  | 0  | 0  | 0  | 0  | 0  | 0   | 0   | 0  | 0   | 1 | 1  | 0 | 0 | .453 |
| Mar. 7  | vs Coastal Carolina | *of    | 1  | 2  | 0  | 0   | 0  | 0  | 0  | 1  | 0  | 0  | 1   | 0   | 0  | 0   | 0 | 1  | 0 | 0 | .444 |
| 3/7/202 | at Florida Atlantic | *of/of | 3  | 0  | 0  | 0   | 0  | 0  | 0  | 0  | 0  | 0  | 1   | 0   | 0  | 0   | 1 | 1  | 0 | 0 | .421 |
| Totals  |                     | 19gs   | 57 | 13 | 24 | 23  | 4  | 2  | 3  | 8  | 3  | 1  | 5   | 0   | 2  | 0   | 7 | 13 | 0 | 1 | .421 |

On base pct. .514 • Slugging pct. .719

#3 Grace Baalman - 13 games (All games)

| Date    | Opponent            | Pos   | AB | R | H | RBI | 2B | 3B | HR | BB | SB | CS | HBP | SAC | SF | GDP | K | PO | A | E | Avg   |
|---------|---------------------|-------|----|---|---|-----|----|----|----|----|----|----|-----|-----|----|-----|---|----|---|---|-------|
| Feb 12  | at Samford-2        | *p    | 2  | 1 | 2 | 4   | 0  | 0  | 1  | 1  | 0  | 0  | 0   | 0   | 0  | 0   | 0 | 0  | 0 | 0 | 1.000 |
| Feb 19  | at UNC Greensbor    | *p/dh | 2  | 0 | 0 | 0   | 0  | 0  | 0  | 1  | 0  | 0  | 0   | 0   | 0  | 0   | 0 | 1  | 0 | 0 | .500  |
| Feb 20  | at CAMPBELL         | p     | 2  | 1 | 2 | 1   | 0  | 0  | 1  | 0  | 0  | 0  | 0   | 0   | 0  | 0   | 0 | 0  | 0 | 0 | .667  |
| Feb 21  | vs NC Central       | *dh/3 | 3  | 1 | 1 | 3   | 0  | 0  | 1  | 0  | 0  | 0  | 0   | 0   | 0  | 0   | 0 | 0  | 0 | 0 | .556  |
| Feb 21  | vs Mt. St. Mary's   | ph/d  | 2  | 0 | 0 | 0   | 0  | 0  | 0  | 0  | 0  | 0  | 0   | 0   | 0  | 0   | 0 | 0  | 0 | 0 | .455  |
| Feb 26  | vs NM State         | *p    | 3  | 1 | 1 | 0   | 0  | 0  | 0  | 0  | 0  | 0  | 0   | 0   | 0  | 0   | 0 | 1  | 0 | 0 | .429  |
| Feb 26  | vs Florida Int'l    | ph    | 0  | 0 | 0 | 0   | 0  | 0  | 0  | 1  | 0  | 0  | 0   | 0   | 0  | 0   | 0 | 0  | 0 | 0 | .429  |
| Feb 27  | vs Stetson          | *dh/p | 2  | 0 | 1 | 0   | 0  | 0  | 0  | 1  | 0  | 0  | 0   | 0   | 0  | 0   | 0 | 1  | 0 | 0 | .438  |
| Feb 28  | vs Stetson          | *p/dh | 2  | 1 | 1 | 2   | 0  | 0  | 0  | 0  | 0  | 0  | 0   | 0   | 1  | 0   | 0 | 0  | 0 | 0 | .444  |
| Mar 04  | vs Pitt             | ph    | 1  | 0 | 0 | 0   | 0  | 0  | 0  | 0  | 0  | 0  | 0   | 0   | 0  | 0   | 1 | 0  | 0 | 0 | .421  |
| Mar. 4  | at Florida Atlantic | *dh/p | 2  | 0 | 0 | 0   | 0  | 0  | 0  | 0  | 0  | 0  | 0   | 0   | 0  | 0   | 0 | 0  | 0 | 0 | .381  |
| Mar. 5  | vs Illinois State   | *p/dh | 3  | 0 | 1 | 1   | 0  | 0  | 0  | 0  | 0  | 0  | 0   | 0   | 0  | 0   | 1 | 1  | 1 | 0 | .375  |
| 3/7/202 | at Florida Atlantic | *dh/p | 2  | 0 | 0 | 0   | 0  | 0  | 0  | 2  | 0  | 0  | 0   | 0   | 0  | 0   | 1 | 0  | 0 | 0 | .346  |
| Totals  |                     | 9gs   | 26 | 5 | 9 | 11  | 0  | 0  | 3  | 6  | 0  | 0  | 0   | 0   | 1  | 0   | 3 | 2  | 3 | 0 | .346  |

On base pct. .455 • Slugging pct. .692

#3 Grace Baalman - 9 appearances (All games)

| Date    | Opponent            | GS | IP   | H  | R  | ER | BB | SO | 2B | 3B | HR | WP | BK | HBP | IBB | Score | W-L | Sv | ERA  | NP  |
|---------|---------------------|----|------|----|----|----|----|----|----|----|----|----|----|-----|-----|-------|-----|----|------|-----|
| Feb 12  | at Samford-2        | *  | 3.0  | 2  | 3  | 1  | 1  | 1  | 1  | 0  | 0  | 1  | 0  | 2   | 0   | 15-3  | 1-0 | 0  | 2.33 | 48  |
| Feb 19  | at UNC Greensbor    | *  | 6.0  | 3  | 2  | 2  | 3  | 2  | 0  | 0  | 2  | 0  | 0  | 1   | 0   | 7-2   | 2-0 | 0  | 2.33 | 92  |
| Feb 20  | at CAMPBELL         | *  | 2.0  | 2  | 2  | 1  | 1  | 3  | 0  | 0  | 0  | 0  | 0  | 0   | 0   | 11-3  | 2-0 | 0  | 2.55 | 44  |
| Feb 26  | vs NM State         | *  | 5.0  | 3  | 1  | 1  | 1  | 4  | 0  | 0  | 0  | 0  | 0  | 1   | 0   | 11-1  | 3-0 | 0  | 2.19 | 85  |
| Feb 27  | vs Stetson          | *  | 1.0  | 0  | 0  | 0  | 0  | 1  | 0  | 0  | 0  | 1  | 0  | 0   | 0   | 7-0   | 3-0 | 0  | 2.06 | 10  |
| Feb 28  | vs Stetson          | *  | 2.0  | 0  | 0  | 0  | 0  | 1  | 0  | 0  | 0  | 0  | 0  | 0   | 0   | 15-0  | 4-0 | 0  | 1.84 | 28  |
| Mar. 4  | at Florida Atlantic | *  | 1.2  | 1  | 0  | 0  | 1  | 1  | 0  | 0  | 0  | 0  | 0  | 0   | 0   | 3-1   | 5-0 | 0  | 1.69 | 17  |
| Mar. 5  | vs Illinois State   | *  | 6.0  | 7  | 4  | 4  | 0  | 7  | 2  | 0  | 1  | 0  | 0  | 0   | 0   | 5-4   | 5-0 | 0  | 2.36 | 103 |
| 3/7/202 | at Florida Atlantic | *  | 0.1  | 0  | 0  | 0  | 0  | 0  | 0  | 0  | 0  | 0  | 0  | 1   | 0   | 7-3   | 5-0 | 1  | 2.33 | 6   |
| Totals  |                     | 5  | 27.0 | 18 | 12 | 9  | 7  | 20 | 3  | 0  | 3  | 2  | 0  | 5   | 0   | 81-17 | 5-0 | 1  | 2.33 | -   |

2021 Kentucky Softball  
Individual Game-by-Game for Kentucky (as of Mar 08, 2021)

#14 Jaci Babbs - 8 games (All games)

| Date    | Opponent            | Pos | AB | R | H | RBI | 2B | 3B | HR | BB | SB | CS | HBP | SAC | SF | GDP | K | PO | A | E | Avg  |
|---------|---------------------|-----|----|---|---|-----|----|----|----|----|----|----|-----|-----|----|-----|---|----|---|---|------|
| Feb 12  | at Samford-1        | ph  | 1  | 0 | 0 | 0   | 0  | 0  | 0  | 0  | 0  | 0  | 0   | 0   | 0  | 0   | 0 | 0  | 0 | 0 | .000 |
| Feb 12  | at Samford-2        | *of | 1  | 1 | 0 | 0   | 0  | 0  | 0  | 1  | 0  | 0  | 0   | 0   | 0  | 0   | 1 | 0  | 0 | 0 | .000 |
| Feb 26  | vs Florida Int'l    | pr  | 0  | 0 | 0 | 0   | 0  | 0  | 0  | 0  | 0  | 0  | 0   | 0   | 0  | 0   | 0 | 0  | 0 | 0 | .000 |
| Feb 27  | vs NM State         | *of | 0  | 1 | 0 | 0   | 0  | 0  | 0  | 2  | 0  | 1  | 0   | 0   | 0  | 0   | 0 | 0  | 0 | 0 | .000 |
| Mar 04  | vs Pitt             | ph  | 0  | 0 | 0 | 0   | 0  | 0  | 0  | 1  | 1  | 0  | 0   | 0   | 0  | 0   | 0 | 0  | 0 | 0 | .000 |
| Mar. 4  | at Florida Atlantic | ph  | 1  | 0 | 0 | 0   | 0  | 0  | 0  | 0  | 0  | 0  | 0   | 0   | 0  | 0   | 0 | 0  | 0 | 0 | .000 |
| Mar. 5  | vs Illinois State   | ph  | 1  | 0 | 0 | 0   | 0  | 0  | 0  | 0  | 0  | 0  | 0   | 0   | 0  | 0   | 1 | 0  | 0 | 0 | .000 |
| 3/7/202 | at Florida Atlantic | of  | 0  | 0 | 0 | 0   | 0  | 0  | 0  | 0  | 0  | 0  | 0   | 0   | 0  | 0   | 0 | 0  | 0 | 0 | .000 |
| Totals  |                     | 2gs | 4  | 2 | 0 | 0   | 0  | 0  | 0  | 4  | 1  | 1  | 0   | 0   | 0  | 0   | 2 | 0  | 0 | 0 | .000 |

On base pct. .500 • Slugging pct. .000

#25 Emmy Blane - 15 games (All games)

| Date   | Opponent            | Pos   | AB | R | H | RBI | 2B | 3B | HR | BB | SB | CS | HBP | SAC | SF | GDP | K | PO | A  | E | Avg  |
|--------|---------------------|-------|----|---|---|-----|----|----|----|----|----|----|-----|-----|----|-----|---|----|----|---|------|
| Feb 12 | at Samford-1        | 3b    | 0  | 0 | 0 | 0   | 0  | 0  | 0  | 0  | 0  | 0  | 0   | 0   | 0  | 0   | 0 | 2  | 1  | 0 | .000 |
| Feb 12 | at Samford-2        | 2b/p  | 1  | 0 | 0 | 0   | 0  | 0  | 0  | 0  | 0  | 0  | 0   | 0   | 0  | 0   | 0 | 3  | 0  | 0 | .000 |
| Feb 13 | at Samford          | *3b/2 | 0  | 0 | 0 | 0   | 0  | 0  | 0  | 0  | 0  | 0  | 0   | 0   | 0  | 0   | 0 | 0  | 1  | 1 | .000 |
| Feb 19 | at UNC Greensbor    | 2b/3  | 0  | 0 | 0 | 0   | 0  | 0  | 0  | 0  | 0  | 0  | 0   | 0   | 0  | 0   | 0 | 1  | 2  | 0 | .000 |
| Feb 19 | at UNC Greensbor    | 3b    | 1  | 0 | 0 | 0   | 0  | 0  | 0  | 1  | 0  | 0  | 0   | 0   | 0  | 0   | 0 | 1  | 3  | 0 | .000 |
| Feb 20 | vs NC Central       | 3b    | 0  | 0 | 0 | 0   | 0  | 0  | 0  | 0  | 0  | 0  | 0   | 0   | 0  | 0   | 0 | 0  | 0  | 0 | .000 |
| Feb 20 | at CAMPBELL         | *3b   | 0  | 0 | 0 | 0   | 0  | 0  | 0  | 0  | 0  | 0  | 0   | 0   | 0  | 0   | 0 | 1  | 2  | 1 | .000 |
| Feb 21 | vs NC Central       | *3b/2 | 3  | 0 | 0 | 0   | 0  | 0  | 0  | 0  | 0  | 0  | 0   | 0   | 0  | 0   | 1 | 1  | 0  | 0 | .000 |
| Feb 21 | vs Mt. St. Mary's   | 2b    | 0  | 0 | 0 | 0   | 0  | 0  | 0  | 0  | 0  | 0  | 0   | 0   | 0  | 0   | 0 | 0  | 1  | 0 | .000 |
| Feb 26 | vs NM State         | 3b    | 0  | 0 | 0 | 0   | 0  | 0  | 0  | 0  | 0  | 0  | 0   | 0   | 0  | 0   | 0 | 0  | 0  | 0 | .000 |
| Feb 26 | vs Florida Int'l    | *3b   | 0  | 0 | 0 | 0   | 0  | 0  | 0  | 0  | 0  | 0  | 0   | 0   | 0  | 0   | 0 | 1  | 2  | 0 | .000 |
| Feb 28 | vs Stetson          | *3b   | 2  | 0 | 0 | 0   | 0  | 0  | 0  | 0  | 0  | 0  | 0   | 0   | 0  | 0   | 1 | 1  | 2  | 1 | .000 |
| Mar 04 | vs Pitt             | 3b    | 0  | 0 | 0 | 0   | 0  | 0  | 0  | 0  | 0  | 0  | 0   | 0   | 0  | 0   | 0 | 0  | 1  | 0 | .000 |
| Mar. 4 | at Florida Atlantic | *3b   | 2  | 0 | 0 | 0   | 0  | 0  | 0  | 1  | 1  | 0  | 0   | 0   | 0  | 0   | 0 | 1  | 0  | 1 | .000 |
| Mar. 7 | vs Coastal Carolina | 3b    | 0  | 0 | 0 | 0   | 0  | 0  | 0  | 0  | 0  | 0  | 0   | 0   | 0  | 0   | 0 | 1  | 1  | 0 | .000 |
| Totals |                     | 6gs   | 9  | 0 | 0 | 0   | 0  | 0  | 0  | 2  | 1  | 0  | 0   | 0   | 0  | 0   | 2 | 13 | 16 | 4 | .000 |

On base pct. .182 • Slugging pct. .000

#24 Emma Boitnott - 2 games (All games)

| Date   | Opponent      | Pos | AB | R | H | RBI | 2B | 3B | HR | BB | SB | CS | HBP | SAC | SF | GDP | K | PO | A | E | Avg  |
|--------|---------------|-----|----|---|---|-----|----|----|----|----|----|----|-----|-----|----|-----|---|----|---|---|------|
| Feb 12 | at Samford-2  | ph  | 0  | 0 | 0 | 0   | 0  | 0  | 0  | 1  | 0  | 0  | 0   | 0   | 0  | 0   | 0 | 0  | 0 | 0 | .000 |
| Feb 20 | vs NC Central | ph  | 1  | 0 | 0 | 0   | 0  | 0  | 0  | 0  | 0  | 0  | 0   | 0   | 0  | 0   | 0 | 0  | 0 | 0 | .000 |
| Totals |               | 0gs | 1  | 0 | 0 | 0   | 0  | 0  | 0  | 1  | 0  | 0  | 0   | 0   | 0  | 0   | 0 | 0  | 0 | 0 | .000 |

On base pct. .500 • Slugging pct. .000

#21 Erin Coffel - 19 games (All games)

| Date    | Opponent            | Pos    | AB | R  | H  | RBI | 2B | 3B | HR | BB | SB | CS | HBP | SAC | SF | GDP | K | PO | A  | E | Avg  |
|---------|---------------------|--------|----|----|----|-----|----|----|----|----|----|----|-----|-----|----|-----|---|----|----|---|------|
| Feb 12  | at Samford-1        | *ss    | 3  | 2  | 2  | 1   | 0  | 0  | 1  | 0  | 0  | 2  | 1   | 0   | 0  | 0   | 0 | 0  | 1  | 0 | .667 |
| Feb 12  | at Samford-2        | *ss    | 5  | 1  | 4  | 3   | 0  | 0  | 0  | 0  | 0  | 0  | 0   | 0   | 0  | 0   | 0 | 0  | 7  | 1 | .750 |
| Feb 13  | at Samford          | *ss/3b | 4  | 1  | 2  | 1   | 1  | 0  | 0  | 1  | 0  | 0  | 0   | 0   | 0  | 0   | 0 | 2  | 3  | 2 | .667 |
| Feb 19  | at UNC Greensbor    | *ss    | 4  | 2  | 2  | 1   | 1  | 0  | 0  | 0  | 0  | 0  | 0   | 0   | 0  | 0   | 1 | 1  | 2  | 1 | .625 |
| Feb 19  | at UNC Greensbor    | *ss    | 4  | 1  | 1  | 2   | 0  | 0  | 1  | 0  | 0  | 0  | 0   | 0   | 0  | 0   | 1 | 0  | 2  | 0 | .550 |
| Feb 20  | vs NC Central       | *ss    | 5  | 3  | 3  | 3   | 2  | 0  | 1  | 0  | 0  | 0  | 0   | 0   | 0  | 0   | 1 | 2  | 0  | 0 | .560 |
| Feb 20  | at CAMPBELL         | *ss    | 5  | 2  | 1  | 0   | 0  | 0  | 0  | 0  | 0  | 0  | 0   | 0   | 0  | 0   | 0 | 0  | 3  | 0 | .500 |
| Feb 21  | vs NC Central       | *ss    | 3  | 1  | 0  | 0   | 0  | 0  | 0  | 0  | 0  | 0  | 0   | 1   | 0  | 0   | 0 | 1  | 1  | 0 | .455 |
| Feb 21  | vs Mt. St. Mary's   | *ss    | 4  | 1  | 3  | 3   | 0  | 1  | 1  | 0  | 0  | 0  | 0   | 0   | 0  | 0   | 0 | 0  | 2  | 0 | .486 |
| Feb 26  | vs NM State         | *ss    | 4  | 2  | 2  | 6   | 0  | 0  | 2  | 0  | 0  | 0  | 0   | 0   | 0  | 0   | 1 | 1  | 1  | 0 | .488 |
| Feb 26  | vs Florida Int'l    | *ss    | 4  | 1  | 1  | 2   | 0  | 0  | 1  | 0  | 0  | 0  | 0   | 0   | 0  | 0   | 1 | 0  | 1  | 2 | .467 |
| Feb 27  | vs Stetson          | *ss    | 3  | 2  | 1  | 1   | 1  | 0  | 0  | 1  | 0  | 0  | 0   | 0   | 0  | 0   | 0 | 0  | 3  | 0 | .458 |
| Feb 27  | vs NM State         | *ss    | 3  | 1  | 1  | 0   | 0  | 0  | 0  | 0  | 0  | 0  | 0   | 0   | 0  | 0   | 0 | 0  | 1  | 0 | .451 |
| Feb 28  | vs Stetson          | *ss    | 2  | 3  | 1  | 2   | 0  | 0  | 1  | 1  | 1  | 0  | 1   | 0   | 0  | 0   | 0 | 2  | 0  | 0 | .453 |
| Mar 04  | vs Pitt             | *ss    | 4  | 1  | 1  | 2   | 0  | 0  | 1  | 0  | 0  | 0  | 1   | 0   | 0  | 0   | 1 | 3  | 0  | 0 | .439 |
| Mar. 4  | at Florida Atlantic | *ss    | 4  | 1  | 2  | 0   | 1  | 0  | 0  | 0  | 0  | 0  | 0   | 0   | 0  | 0   | 0 | 2  | 3  | 0 | .443 |
| Mar. 5  | vs Illinois State   | *ss    | 4  | 0  | 2  | 0   | 0  | 0  | 0  | 0  | 0  | 0  | 0   | 0   | 0  | 0   | 2 | 1  | 2  | 0 | .446 |
| Mar. 7  | vs Coastal Carolina | *ss    | 3  | 1  | 2  | 0   | 0  | 0  | 0  | 0  | 0  | 0  | 0   | 0   | 0  | 0   | 1 | 0  | 2  | 0 | .456 |
| 3/7/202 | at Florida Atlantic | *ss    | 3  | 1  | 0  | 0   | 0  | 0  | 2  | 0  | 0  | 0  | 0   | 0   | 0  | 0   | 0 | 1  | 4  | 0 | .437 |
| Totals  |                     | 19gs   | 71 | 27 | 31 | 27  | 6  | 1  | 9  | 5  | 1  | 2  | 3   | 1   | 0  | 0   | 9 | 12 | 43 | 6 | .437 |

On base pct. .494 • Slugging pct. .930

2021 Kentucky Softball  
Individual Game-by-Game for Kentucky (as of Mar 08, 2021)

#6 Victoria Fragoso - 6 games (All games)

| Date   | Opponent         | Pos | AB | R | H | RBI | 2B | 3B | HR | BB | SB | CS | HBP | SAC | SF | GDP | K | PO | A | E | Avg  |
|--------|------------------|-----|----|---|---|-----|----|----|----|----|----|----|-----|-----|----|-----|---|----|---|---|------|
| Feb 12 | at Samford-2     | 3b  | 0  | 0 | 0 | 0   | 0  | 0  | 0  | 0  | 0  | 0  | 0   | 0   | 0  | 0   | 0 | 0  | 0 | 0 | .000 |
| Feb 19 | at UNC Greensbor | ph  | 1  | 0 | 0 | 0   | 0  | 0  | 0  | 0  | 0  | 0  | 0   | 0   | 0  | 0   | 1 | 0  | 0 | 0 | .000 |
| Feb 20 | vs NC Central    | ph  | 0  | 0 | 0 | 0   | 0  | 0  | 0  | 0  | 0  | 0  | 1   | 0   | 0  | 0   | 0 | 0  | 0 | 0 | .000 |
| Feb 21 | vs NC Central    | 3b  | 0  | 0 | 0 | 0   | 0  | 0  | 0  | 0  | 0  | 0  | 0   | 0   | 0  | 0   | 0 | 0  | 0 | 0 | .000 |
| Feb 27 | vs Stetson       | ph  | 1  | 0 | 1 | 0   | 0  | 0  | 0  | 0  | 0  | 0  | 0   | 0   | 0  | 0   | 0 | 0  | 0 | 0 | .500 |
| Feb 28 | vs Stetson       | ph  | 1  | 0 | 1 | 1   | 0  | 0  | 0  | 0  | 0  | 0  | 0   | 0   | 0  | 0   | 0 | 0  | 0 | 0 | .667 |
| Totals |                  | 0gs | 3  | 0 | 2 | 1   | 0  | 0  | 0  | 0  | 0  | 0  | 1   | 0   | 0  | 0   | 1 | 0  | 0 | 0 | .667 |

On base pct. .750 • Slugging pct. .667

#17 Sloan Gayan - 8 games (All games)

| Date   | Opponent          | Pos  | AB | R | H | RBI | 2B | 3B | HR | BB | SB | CS | HBP | SAC | SF | GDP | K | PO | A | E | Avg  |
|--------|-------------------|------|----|---|---|-----|----|----|----|----|----|----|-----|-----|----|-----|---|----|---|---|------|
| Feb 13 | at Samford        | p/dh | 0  | 0 | 0 | 0   | 0  | 0  | 0  | 0  | 0  | 0  | 0   | 0   | 0  | 0   | 0 | 0  | 0 | 0 | .000 |
| Feb 19 | at UNC Greensbor  | *dh  | 0  | 0 | 0 | 0   | 0  | 0  | 0  | 0  | 0  | 0  | 0   | 0   | 0  | 0   | 0 | 0  | 0 | 0 | .000 |
| Feb 19 | at UNC Greensbor  | *dh  | 0  | 0 | 0 | 0   | 0  | 0  | 0  | 0  | 0  | 0  | 0   | 0   | 0  | 0   | 0 | 0  | 0 | 0 | .000 |
| Feb 20 | vs NC Central     | *dh  | 0  | 0 | 0 | 0   | 0  | 0  | 0  | 0  | 0  | 0  | 0   | 0   | 0  | 0   | 0 | 0  | 0 | 0 | .000 |
| Feb 21 | vs Mt. St. Mary's | *dh  | 0  | 0 | 0 | 0   | 0  | 0  | 0  | 0  | 0  | 0  | 0   | 0   | 0  | 0   | 0 | 0  | 0 | 0 | .000 |
| Feb 26 | vs NM State       | *dh  | 0  | 0 | 0 | 0   | 0  | 0  | 0  | 0  | 0  | 0  | 0   | 0   | 0  | 0   | 0 | 0  | 0 | 0 | .000 |
| Feb 27 | vs NM State       | *dh  | 0  | 0 | 0 | 0   | 0  | 0  | 0  | 0  | 0  | 0  | 0   | 0   | 0  | 0   | 0 | 0  | 0 | 0 | .000 |
| Mar 04 | vs Pitt           | *dh  | 0  | 0 | 0 | 0   | 0  | 0  | 0  | 0  | 0  | 0  | 0   | 0   | 0  | 0   | 0 | 0  | 0 | 0 | .000 |
| Totals |                   | 7gs  | 0  | 0 | 0 | 0   | 0  | 0  | 0  | 0  | 0  | 0  | 0   | 0   | 0  | 0   | 0 | 0  | 0 | 0 | .000 |

On base pct. .000 • Slugging pct. .000

#17 Sloan Gayan - 3 appearances (All games)

| Date   | Opponent            | GS | IP  | H | R | ER | BB | SO | 2B | 3B | HR | WP | BK | HBP | IBB | Score | W-L | Sv | ERA   | NP |
|--------|---------------------|----|-----|---|---|----|----|----|----|----|----|----|----|-----|-----|-------|-----|----|-------|----|
| Feb 13 | at Samford          |    | 1.0 | 3 | 3 | 3  | 0  | 0  | 0  | 0  | 1  | 0  | 0  | 0   | 0   | 12-9  | 0-0 | 0  | 21.00 | 15 |
| Feb 21 | vs NC Central       | *  | 3.0 | 1 | 0 | 0  | 1  | 4  | 0  | 0  | 0  | 1  | 0  | 0   | 0   | 14-0  | 1-0 | 0  | 5.25  | 51 |
| Mar. 7 | vs Coastal Carolina | *  | 1.0 | 2 | 2 | 2  | 1  | 0  | 1  | 0  | 0  | 0  | 0  | 0   | 0   | 12-3  | 1-0 | 0  | 7.00  | 26 |
| Totals |                     | 2  | 5.0 | 6 | 5 | 5  | 2  | 4  | 1  | 0  | 1  | 1  | 0  | 0   | 0   | 38-12 | 1-0 | 0  | 7.00  | -  |

#77 Meeko Harrison - 3 games (All games)

| Date   | Opponent      | Pos | AB | R | H | RBI | 2B | 3B | HR | BB | SB | CS | HBP | SAC | SF | GDP | K | PO | A | E | Avg  |
|--------|---------------|-----|----|---|---|-----|----|----|----|----|----|----|-----|-----|----|-----|---|----|---|---|------|
| Feb 12 | at Samford-2  | ph  | 1  | 0 | 0 | 0   | 0  | 0  | 0  | 0  | 0  | 0  | 0   | 0   | 0  | 0   | 0 | 0  | 0 | 0 | .000 |
| Feb 20 | vs NC Central | ph  | 1  | 0 | 0 | 0   | 0  | 0  | 0  | 0  | 0  | 0  | 0   | 0   | 0  | 0   | 1 | 0  | 0 | 0 | .000 |
| Feb 27 | vs Stetson    | ph  | 0  | 0 | 0 | 0   | 0  | 0  | 0  | 1  | 0  | 0  | 0   | 0   | 0  | 0   | 0 | 0  | 0 | 0 | .000 |
| Totals |               | 0gs | 2  | 0 | 0 | 0   | 0  | 0  | 0  | 1  | 0  | 0  | 0   | 0   | 0  | 0   | 1 | 0  | 0 | 0 | .000 |

On base pct. .333 • Slugging pct. .000

#7 Autumn Humes - 13 games (All games)

| Date    | Opponent            | Pos   | AB | R | H  | RBI | 2B | 3B | HR | BB | SB | CS | HBP | SAC | SF | GDP | K | PO | A  | E | Avg  |
|---------|---------------------|-------|----|---|----|-----|----|----|----|----|----|----|-----|-----|----|-----|---|----|----|---|------|
| Feb 12  | at Samford-1        | *p    | 3  | 0 | 0  | 0   | 0  | 0  | 0  | 0  | 0  | 0  | 0   | 0   | 0  | 0   | 1 | 0  | 2  | 0 | .000 |
| Feb 12  | at Samford-2        | *dh   | 2  | 1 | 1  | 0   | 0  | 0  | 0  | 1  | 0  | 0  | 0   | 0   | 0  | 1   | 0 | 0  | 0  | 0 | .200 |
| Feb 13  | at Samford          | *dh/p | 5  | 1 | 3  | 2   | 0  | 0  | 1  | 0  | 0  | 0  | 0   | 0   | 0  | 0   | 0 | 0  | 4  | 0 | .400 |
| Feb 19  | at UNC Greensbor    | ph/d  | 2  | 0 | 0  | 0   | 0  | 0  | 0  | 0  | 0  | 0  | 0   | 0   | 0  | 0   | 0 | 0  | 0  | 0 | .333 |
| Feb 19  | at UNC Greensbor    | *p/dh | 4  | 1 | 2  | 4   | 0  | 0  | 1  | 0  | 0  | 0  | 0   | 0   | 0  | 0   | 0 | 0  | 1  | 0 | .375 |
| Feb 20  | at CAMPBELL         | *dh   | 3  | 0 | 0  | 0   | 0  | 0  | 0  | 0  | 0  | 0  | 0   | 0   | 0  | 0   | 1 | 0  | 0  | 0 | .316 |
| Feb 21  | vs Mt. St. Mary's   | *p    | 2  | 0 | 1  | 0   | 0  | 0  | 0  | 1  | 0  | 0  | 0   | 0   | 0  | 0   | 1 | 0  | 1  | 0 | .333 |
| Feb 26  | vs Florida Int'l    | *p/dh | 2  | 0 | 0  | 0   | 0  | 0  | 0  | 1  | 0  | 0  | 0   | 0   | 0  | 0   | 0 | 0  | 3  | 0 | .304 |
| Feb 27  | vs NM State         | *p    | 3  | 0 | 0  | 1   | 0  | 0  | 0  | 0  | 0  | 0  | 0   | 0   | 0  | 0   | 0 | 0  | 1  | 0 | .269 |
| Mar 04  | vs Pitt             | *p/dh | 3  | 1 | 1  | 1   | 0  | 0  | 1  | 0  | 0  | 0  | 0   | 0   | 0  | 0   | 2 | 1  | 1  | 0 | .276 |
| Mar. 5  | vs Illinois State   | *dh/p | 2  | 1 | 1  | 2   | 0  | 0  | 1  | 0  | 0  | 0  | 0   | 0   | 0  | 0   | 1 | 0  | 0  | 0 | .290 |
| Mar. 7  | vs Coastal Carolina | *dh   | 2  | 1 | 0  | 0   | 0  | 0  | 0  | 1  | 0  | 0  | 0   | 0   | 0  | 0   | 0 | 0  | 0  | 0 | .273 |
| 3/7/202 | at Florida Atlantic | *p/dh | 4  | 0 | 2  | 0   | 0  | 0  | 0  | 0  | 0  | 0  | 0   | 0   | 0  | 0   | 0 | 0  | 0  | 0 | .297 |
| Totals  |                     | 12gs  | 37 | 6 | 11 | 10  | 0  | 0  | 4  | 4  | 0  | 0  | 0   | 0   | 0  | 1   | 6 | 1  | 13 | 0 | .297 |

On base pct. .366 • Slugging pct. .622

2021 Kentucky Softball  
Individual Game-by-Game for Kentucky (as of Mar 08, 2021)

#7 Autumn Humes - 9 appearances (All games)

| Date    | Opponent            | GS | IP   | H  | R  | ER | BB | SO | 2B | 3B | HR | WP | BK | HBP | IBB | Score | W-L | Sv | ERA  | NP  |
|---------|---------------------|----|------|----|----|----|----|----|----|----|----|----|----|-----|-----|-------|-----|----|------|-----|
| Feb 12  | at Samford-1        | *  | 7.0  | 4  | 0  | 0  | 0  | 7  | 1  | 0  | 0  | 0  | 0  | 0   | 0   | 4-0   | 1-0 | 0  | 0.00 | 95  |
| Feb 13  | at Samford          |    | 4.0  | 2  | 1  | 1  | 0  | 3  | 0  | 0  | 1  | 0  | 0  | 0   | 0   | 12-9  | 2-0 | 0  | 0.64 | 54  |
| Feb 19  | at UNC Greensbor    | *  | 3.0  | 6  | 3  | 3  | 1  | 3  | 1  | 0  | 0  | 0  | 0  | 0   | 0   | 14-4  | 3-0 | 0  | 2.00 | 61  |
| Feb 21  | vs Mt. St. Mary's   | *  | 5.0  | 4  | 0  | 0  | 0  | 9  | 1  | 0  | 0  | 0  | 0  | 1   | 0   | 10-0  | 4-0 | 0  | 1.47 | 65  |
| Feb 26  | vs Florida Int'l    | *  | 5.0  | 6  | 3  | 2  | 3  | 2  | 0  | 0  | 1  | 0  | 0  | 0   | 0   | 6-5   | 4-0 | 0  | 1.75 | 79  |
| Feb 27  | vs NM State         | *  | 5.0  | 3  | 1  | 0  | 0  | 5  | 2  | 0  | 0  | 0  | 0  | 1   | 0   | 10-1  | 5-0 | 0  | 1.45 | 57  |
| Mar 04  | vs Pitt             | *  | 5.0  | 6  | 1  | 1  | 3  | 6  | 1  | 0  | 1  | 0  | 0  | 0   | 0   | 8-1   | 6-0 | 0  | 1.44 | 87  |
| Mar. 5  | vs Illinois State   |    | 1.0  | 0  | 0  | 0  | 0  | 1  | 0  | 0  | 0  | 0  | 0  | 0   | 0   | 5-4   | 7-0 | 0  | 1.40 | 8   |
| 3/7/202 | at Florida Atlantic | *  | 6.2  | 6  | 3  | 2  | 2  | 7  | 1  | 2  | 0  | 1  | 0  | 0   | 0   | 7-3   | 8-0 | 0  | 1.51 | 107 |
| Totals  |                     | 7  | 41.2 | 37 | 12 | 9  | 9  | 43 | 7  | 2  | 3  | 1  | 0  | 2   | 0   | 76-27 | 8-0 | 0  | 1.51 | -   |

#9 Lauren Johnson - 19 games (All games)

| Date    | Opponent            | Pos    | AB | R  | H  | RBI | 2B | 3B | HR | BB | SB | CS | HBP | SAC | SF | GDP | K | PO | A  | E | Avg  |
|---------|---------------------|--------|----|----|----|-----|----|----|----|----|----|----|-----|-----|----|-----|---|----|----|---|------|
| Feb 12  | at Samford-1        | *2b    | 3  | 0  | 2  | 1   | 1  | 0  | 0  | 0  | 0  | 0  | 0   | 0   | 0  | 0   | 0 | 2  | 1  | 0 | .667 |
| Feb 12  | at Samford-2        | *2b    | 2  | 1  | 1  | 0   | 0  | 0  | 0  | 1  | 0  | 0  | 0   | 0   | 0  | 0   | 0 | 1  | 2  | 0 | .600 |
| Feb 13  | at Samford          | *2b/ss | 4  | 1  | 1  | 2   | 0  | 0  | 0  | 1  | 0  | 0  | 0   | 0   | 0  | 0   | 1 | 1  | 1  | 0 | .444 |
| Feb 19  | at UNC Greensbor    | *2b/of | 3  | 0  | 2  | 3   | 0  | 1  | 0  | 0  | 0  | 0  | 0   | 0   | 0  | 0   | 0 | 1  | 0  | 0 | .500 |
| Feb 19  | at UNC Greensbor    | *2b    | 3  | 1  | 3  | 1   | 0  | 0  | 0  | 1  | 0  | 0  | 0   | 0   | 0  | 0   | 0 | 0  | 0  | 0 | .600 |
| Feb 20  | vs NC Central       | *2b    | 2  | 4  | 1  | 3   | 0  | 0  | 0  | 2  | 0  | 0  | 1   | 0   | 0  | 0   | 0 | 1  | 1  | 0 | .588 |
| Feb 20  | at CAMPBELL         | *2b    | 4  | 0  | 2  | 0   | 0  | 0  | 0  | 1  | 1  | 0  | 0   | 0   | 0  | 0   | 0 | 0  | 0  | 1 | .571 |
| Feb 21  | vs NC Central       | *2b/of | 3  | 1  | 2  | 2   | 0  | 1  | 0  | 0  | 0  | 0  | 0   | 0   | 0  | 0   | 0 | 2  | 1  | 0 | .583 |
| Feb 21  | vs Mt. St. Mary's   | *2b/of | 4  | 2  | 2  | 0   | 2  | 0  | 0  | 0  | 0  | 0  | 0   | 0   | 0  | 0   | 0 | 0  | 2  | 0 | .571 |
| Feb 26  | vs NM State         | *2b    | 3  | 0  | 0  | 0   | 0  | 0  | 0  | 0  | 0  | 0  | 0   | 0   | 0  | 0   | 0 | 0  | 3  | 0 | .516 |
| Feb 26  | vs Florida Int'l    | *2b    | 3  | 1  | 1  | 0   | 0  | 0  | 0  | 1  | 0  | 0  | 0   | 0   | 0  | 0   | 0 | 1  | 1  | 0 | .500 |
| Feb 27  | vs Stetson          | *2b    | 2  | 1  | 1  | 1   | 0  | 0  | 0  | 1  | 1  | 0  | 0   | 1   | 0  | 0   | 0 | 1  | 0  | 0 | .500 |
| Feb 27  | vs NM State         | *2b    | 2  | 1  | 1  | 1   | 0  | 0  | 0  | 1  | 1  | 0  | 0   | 0   | 0  | 0   | 0 | 1  | 0  | 1 | .500 |
| Feb 28  | vs Stetson          | *2b    | 4  | 3  | 3  | 2   | 0  | 1  | 0  | 0  | 0  | 0  | 0   | 0   | 0  | 0   | 0 | 0  | 1  | 0 | .524 |
| Mar 04  | vs Pitt             | *2b    | 4  | 2  | 3  | 1   | 0  | 0  | 0  | 1  | 1  | 0  | 0   | 0   | 0  | 0   | 0 | 1  | 0  | 0 | .543 |
| Mar. 4  | at Florida Atlantic | *2b    | 3  | 1  | 1  | 1   | 0  | 0  | 0  | 0  | 1  | 0  | 0   | 0   | 0  | 0   | 0 | 1  | 3  | 0 | .531 |
| Mar. 5  | vs Illinois State   | *2b    | 4  | 0  | 1  | 0   | 0  | 0  | 0  | 0  | 0  | 0  | 0   | 0   | 0  | 0   | 1 | 3  | 1  | 0 | .509 |
| Mar. 7  | vs Coastal Carolina | *2b    | 3  | 2  | 1  | 2   | 0  | 1  | 0  | 0  | 0  | 0  | 0   | 0   | 0  | 0   | 0 | 2  | 1  | 0 | .500 |
| 3/7/202 | at Florida Atlantic | *2b    | 4  | 0  | 3  | 4   | 0  | 0  | 0  | 0  | 0  | 0  | 0   | 0   | 0  | 0   | 1 | 2  | 2  | 0 | .517 |
| Totals  |                     | 19gs   | 60 | 21 | 31 | 24  | 3  | 4  | 0  | 10 | 5  | 0  | 1   | 1   | 0  | 0   | 3 | 20 | 20 | 2 | .517 |

On base pct. .592 • Slugging pct. .700

#99 Kayla Kowalik - 19 games (All games)

| Date    | Opponent            | Pos    | AB | R  | H  | RBI | 2B | 3B | HR | BB | SB | CS | HBP | SAC | SF | GDP | K | PO | A | E | Avg  |
|---------|---------------------|--------|----|----|----|-----|----|----|----|----|----|----|-----|-----|----|-----|---|----|---|---|------|
| Feb 12  | at Samford-1        | *c     | 4  | 1  | 2  | 0   | 1  | 1  | 0  | 0  | 0  | 0  | 0   | 0   | 0  | 0   | 0 | 8  | 0 | 0 | .500 |
| Feb 12  | at Samford-2        | *of/c  | 3  | 1  | 1  | 2   | 0  | 0  | 1  | 1  | 0  | 0  | 0   | 0   | 0  | 0   | 0 | 3  | 0 | 0 | .429 |
| Feb 13  | at Samford          | *c     | 4  | 3  | 1  | 1   | 0  | 1  | 0  | 1  | 0  | 0  | 0   | 0   | 0  | 0   | 0 | 4  | 0 | 0 | .364 |
| Feb 19  | at UNC Greensbor    | *of/c  | 3  | 0  | 2  | 0   | 0  | 0  | 0  | 0  | 1  | 0  | 0   | 1   | 0  | 0   | 0 | 2  | 1 | 0 | .429 |
| Feb 19  | at UNC Greensbor    | *of/c  | 4  | 2  | 4  | 2   | 1  | 0  | 0  | 0  | 0  | 1  | 0   | 0   | 0  | 0   | 0 | 2  | 0 | 0 | .556 |
| Feb 20  | vs NC Central       | *of    | 3  | 5  | 3  | 2   | 1  | 1  | 1  | 2  | 0  | 0  | 0   | 0   | 0  | 0   | 0 | 1  | 0 | 0 | .619 |
| Feb 20  | at CAMPBELL         | *c     | 4  | 0  | 1  | 3   | 0  | 0  | 0  | 0  | 0  | 0  | 0   | 0   | 1  | 0   | 2 | 6  | 1 | 0 | .560 |
| Feb 21  | vs NC Central       | *of/dh | 2  | 4  | 2  | 3   | 0  | 0  | 1  | 2  | 0  | 0  | 0   | 0   | 0  | 0   | 0 | 0  | 0 | 0 | .593 |
| Feb 21  | vs Mt. St. Mary's   | *c     | 4  | 2  | 3  | 3   | 0  | 0  | 1  | 0  | 0  | 0  | 0   | 0   | 0  | 0   | 0 | 10 | 0 | 0 | .613 |
| Feb 26  | vs NM State         | *c     | 2  | 1  | 0  | 0   | 0  | 0  | 0  | 2  | 1  | 0  | 0   | 0   | 0  | 0   | 0 | 4  | 1 | 0 | .576 |
| Feb 26  | vs Florida Int'l    | *of    | 4  | 0  | 1  | 0   | 0  | 0  | 0  | 0  | 0  | 0  | 0   | 0   | 0  | 0   | 0 | 3  | 0 | 0 | .541 |
| Feb 27  | vs Stetson          | *of    | 3  | 2  | 2  | 0   | 0  | 0  | 0  | 1  | 1  | 0  | 0   | 0   | 0  | 0   | 0 | 3  | 0 | 0 | .550 |
| Feb 27  | vs NM State         | *c/dh  | 4  | 1  | 1  | 2   | 0  | 0  | 1  | 0  | 1  | 0  | 0   | 0   | 0  | 0   | 0 | 6  | 1 | 0 | .523 |
| Feb 28  | vs Stetson          | *c     | 4  | 3  | 3  | 3   | 1  | 0  | 0  | 0  | 1  | 0  | 0   | 0   | 0  | 0   | 0 | 5  | 0 | 0 | .542 |
| Mar 04  | vs Pitt             | *c     | 5  | 2  | 3  | 0   | 0  | 0  | 0  | 0  | 1  | 0  | 0   | 0   | 0  | 0   | 1 | 7  | 0 | 0 | .547 |
| Mar. 4  | at Florida Atlantic | *of    | 4  | 1  | 2  | 0   | 0  | 0  | 0  | 0  | 0  | 0  | 0   | 0   | 0  | 0   | 0 | 2  | 0 | 0 | .544 |
| Mar. 5  | vs Illinois State   | *c     | 4  | 2  | 4  | 0   | 0  | 0  | 0  | 0  | 2  | 0  | 0   | 0   | 0  | 0   | 0 | 8  | 0 | 0 | .574 |
| Mar. 7  | vs Coastal Carolina | *c     | 3  | 1  | 0  | 1   | 0  | 0  | 0  | 0  | 0  | 0  | 0   | 0   | 0  | 0   | 1 | 2  | 0 | 0 | .547 |
| 3/7/202 | at Florida Atlantic | *of/c  | 3  | 2  | 0  | 0   | 0  | 0  | 0  | 1  | 0  | 0  | 1   | 0   | 0  | 0   | 0 | 3  | 0 | 0 | .522 |
| Totals  |                     | 19gs   | 67 | 33 | 35 | 22  | 4  | 3  | 5  | 10 | 8  | 1  | 1   | 1   | 1  | 0   | 4 | 79 | 4 | 0 | .522 |

On base pct. .582 • Slugging pct. .896



2021 Kentucky Softball  
Individual Game-by-Game for Kentucky (as of Mar 08, 2021)

#34 Cassie Lindmark - 11 games (All games)

| Date    | Opponent            | Pos | AB | R | H | RBI | 2B | 3B | HR | BB | SB | CS | HBP | SAC | SF | GDP | K | PO | A | E | Avg  |
|---------|---------------------|-----|----|---|---|-----|----|----|----|----|----|----|-----|-----|----|-----|---|----|---|---|------|
| Feb 12  | at Samford-1        | ph  | 1  | 0 | 0 | 0   | 0  | 0  | 0  | 0  | 0  | 0  | 0   | 0   | 0  | 0   | 1 | 0  | 0 | 0 | .000 |
| Feb 12  | at Samford-2        | *c  | 0  | 0 | 0 | 0   | 0  | 0  | 0  | 0  | 0  | 0  | 0   | 0   | 0  | 0   | 0 | 1  | 0 | 0 | .000 |
| Feb 19  | at UNC Greensbor    | *c  | 1  | 0 | 0 | 0   | 0  | 0  | 0  | 0  | 0  | 0  | 0   | 0   | 0  | 0   | 1 | 0  | 0 | 0 | .000 |
| Feb 19  | at UNC Greensbor    | *c  | 2  | 0 | 1 | 0   | 1  | 0  | 0  | 0  | 0  | 0  | 0   | 1   | 0  | 0   | 0 | 5  | 0 | 0 | .250 |
| Feb 20  | vs NC Central       | *c  | 2  | 1 | 1 | 1   | 0  | 0  | 1  | 1  | 0  | 1  | 0   | 0   | 0  | 0   | 0 | 7  | 0 | 0 | .333 |
| Feb 21  | vs NC Central       | *c  | 3  | 0 | 1 | 0   | 0  | 0  | 0  | 0  | 0  | 0  | 0   | 0   | 0  | 0   | 0 | 6  | 0 | 0 | .333 |
| Feb 26  | vs Florida Int'l    | *c  | 2  | 0 | 0 | 0   | 0  | 0  | 0  | 0  | 0  | 0  | 0   | 0   | 0  | 0   | 0 | 2  | 0 | 0 | .273 |
| Feb 27  | vs Stetson          | *c  | 0  | 0 | 0 | 0   | 0  | 0  | 0  | 0  | 0  | 0  | 0   | 0   | 0  | 0   | 0 | 7  | 0 | 0 | .273 |
| Feb 27  | vs NM State         | c   | 0  | 0 | 0 | 0   | 0  | 0  | 0  | 0  | 0  | 0  | 0   | 0   | 0  | 0   | 0 | 1  | 0 | 0 | .273 |
| Mar. 4  | at Florida Atlantic | *c  | 0  | 0 | 0 | 0   | 0  | 0  | 0  | 0  | 0  | 0  | 0   | 0   | 0  | 0   | 0 | 3  | 0 | 0 | .273 |
| 3/7/202 | at Florida Atlantic | *c  | 0  | 0 | 0 | 0   | 0  | 0  | 0  | 0  | 0  | 0  | 0   | 0   | 0  | 0   | 0 | 4  | 1 | 0 | .273 |
| Totals  |                     | 9gs | 11 | 1 | 3 | 1   | 1  | 0  | 1  | 1  | 0  | 2  | 0   | 0   | 0  | 0   | 2 | 36 | 1 | 0 | .273 |

On base pct. .429 • Slugging pct. .364

#11 Vanessa Nesby - 11 games (All games)

| Date   | Opponent            | Pos | AB | R | H | RBI | 2B | 3B | HR | BB | SB | CS | HBP | SAC | SF | GDP | K | PO | A | E | Avg   |
|--------|---------------------|-----|----|---|---|-----|----|----|----|----|----|----|-----|-----|----|-----|---|----|---|---|-------|
| Feb 12 | at Samford-2        | pr  | 0  | 1 | 0 | 0   | 0  | 0  | 0  | 0  | 0  | 0  | 0   | 0   | 0  | 0   | 0 | 0  | 0 | 0 | .000  |
| Feb 13 | at Samford          | of  | 1  | 1 | 1 | 0   | 1  | 0  | 0  | 0  | 0  | 0  | 0   | 0   | 0  | 0   | 0 | 1  | 0 | 1 | 1.000 |
| Feb 19 | at UNC Greensbor    | of  | 0  | 0 | 0 | 0   | 0  | 0  | 0  | 0  | 0  | 0  | 0   | 0   | 0  | 0   | 0 | 2  | 0 | 0 | 1.000 |
| Feb 19 | at UNC Greensbor    | pr  | 0  | 1 | 0 | 0   | 0  | 0  | 0  | 0  | 0  | 0  | 0   | 0   | 0  | 0   | 0 | 0  | 0 | 0 | 1.000 |
| Feb 26 | vs NM State         | pr  | 0  | 1 | 0 | 0   | 0  | 0  | 0  | 0  | 1  | 0  | 0   | 0   | 0  | 0   | 0 | 0  | 0 | 0 | 1.000 |
| Feb 26 | vs Florida Int'l    | pr  | 0  | 1 | 0 | 0   | 0  | 0  | 0  | 0  | 0  | 0  | 0   | 0   | 0  | 0   | 0 | 0  | 0 | 0 | 1.000 |
| Feb 27 | vs Stetson          | pr  | 0  | 0 | 0 | 0   | 0  | 0  | 0  | 0  | 0  | 0  | 0   | 0   | 0  | 0   | 0 | 0  | 0 | 0 | 1.000 |
| Feb 27 | vs NM State         | pr  | 0  | 1 | 0 | 0   | 0  | 0  | 0  | 0  | 0  | 0  | 0   | 0   | 0  | 0   | 0 | 0  | 0 | 0 | 1.000 |
| Feb 28 | vs Stetson          | of  | 0  | 0 | 0 | 0   | 0  | 0  | 0  | 0  | 0  | 0  | 0   | 0   | 0  | 0   | 0 | 0  | 0 | 0 | 1.000 |
| Mar. 4 | at Florida Atlantic | pr  | 0  | 0 | 0 | 0   | 0  | 0  | 0  | 0  | 0  | 0  | 0   | 0   | 0  | 0   | 0 | 0  | 0 | 0 | 1.000 |
| Mar. 5 | vs Illinois State   | pr  | 0  | 1 | 0 | 0   | 0  | 0  | 0  | 0  | 0  | 0  | 0   | 0   | 0  | 0   | 0 | 0  | 0 | 0 | 1.000 |
| Totals |                     | 0gs | 1  | 7 | 1 | 0   | 1  | 0  | 0  | 0  | 1  | 0  | 0   | 0   | 0  | 0   | 0 | 3  | 0 | 1 | 1.000 |

On base pct. 1.000 • Slugging pct. 2.000

#13 Mallory Peyton - 19 games (All games)

| Date    | Opponent            | Pos  | AB | R  | H  | RBI | 2B | 3B | HR | BB | SB | CS | HBP | SAC | SF | GDP | K | PO  | A | E | Avg  |
|---------|---------------------|------|----|----|----|-----|----|----|----|----|----|----|-----|-----|----|-----|---|-----|---|---|------|
| Feb 12  | at Samford-1        | *1b  | 3  | 0  | 0  | 0   | 0  | 0  | 0  | 0  | 0  | 0  | 0   | 0   | 0  | 1   | 0 | 9   | 0 | 0 | .000 |
| Feb 12  | at Samford-2        | *1b  | 4  | 2  | 2  | 1   | 0  | 0  | 1  | 0  | 0  | 0  | 0   | 0   | 0  | 0   | 0 | 6   | 0 | 1 | .286 |
| Feb 13  | at Samford          | *1b  | 3  | 1  | 2  | 1   | 0  | 0  | 1  | 0  | 0  | 0  | 2   | 0   | 0  | 0   | 0 | 11  | 0 | 0 | .400 |
| Feb 19  | at UNC Greensbor    | *1b  | 4  | 1  | 1  | 2   | 0  | 0  | 1  | 0  | 0  | 0  | 0   | 0   | 0  | 0   | 2 | 8   | 0 | 0 | .357 |
| Feb 19  | at UNC Greensbor    | *1b  | 2  | 1  | 0  | 0   | 0  | 0  | 0  | 1  | 0  | 0  | 1   | 0   | 0  | 0   | 0 | 4   | 0 | 0 | .312 |
| Feb 20  | vs NC Central       | *1b  | 4  | 3  | 4  | 4   | 3  | 0  | 0  | 1  | 1  | 0  | 0   | 0   | 0  | 0   | 0 | 4   | 0 | 0 | .450 |
| Feb 20  | at CAMPBELL         | *1b  | 4  | 1  | 0  | 2   | 0  | 0  | 0  | 0  | 0  | 0  | 1   | 0   | 0  | 0   | 0 | 11  | 0 | 0 | .375 |
| Feb 21  | vs NC Central       | *1b  | 2  | 2  | 1  | 2   | 1  | 0  | 0  | 0  | 0  | 0  | 1   | 0   | 0  | 0   | 1 | 3   | 1 | 0 | .385 |
| Feb 21  | vs Mt. St. Mary's   | *1b  | 3  | 1  | 1  | 1   | 1  | 0  | 0  | 0  | 0  | 0  | 0   | 0   | 0  | 0   | 0 | 3   | 0 | 0 | .379 |
| Feb 26  | vs NM State         | *1b  | 3  | 1  | 1  | 0   | 0  | 0  | 0  | 0  | 1  | 0  | 0   | 0   | 0  | 0   | 0 | 8   | 0 | 0 | .375 |
| Feb 26  | vs Florida Int'l    | *1b  | 3  | 1  | 2  | 0   | 1  | 0  | 0  | 1  | 0  | 0  | 0   | 0   | 0  | 0   | 0 | 13  | 1 | 0 | .400 |
| Feb 27  | vs Stetson          | *1b  | 3  | 0  | 0  | 1   | 0  | 0  | 0  | 0  | 0  | 0  | 0   | 0   | 1  | 0   | 0 | 6   | 0 | 0 | .368 |
| Feb 27  | vs NM State         | *1b  | 1  | 0  | 1  | 2   | 1  | 0  | 0  | 1  | 0  | 0  | 1   | 0   | 0  | 0   | 0 | 6   | 0 | 0 | .385 |
| Feb 28  | vs Stetson          | *1b  | 3  | 1  | 2  | 3   | 2  | 0  | 0  | 0  | 0  | 0  | 0   | 0   | 1  | 0   | 1 | 8   | 0 | 0 | .405 |
| Mar 04  | vs Pitt             | *1b  | 3  | 1  | 1  | 2   | 1  | 0  | 0  | 0  | 0  | 0  | 0   | 0   | 1  | 0   | 2 | 7   | 0 | 0 | .400 |
| Mar. 4  | at Florida Atlantic | *1b  | 3  | 0  | 0  | 0   | 0  | 0  | 0  | 0  | 1  | 0  | 0   | 0   | 0  | 0   | 1 | 8   | 0 | 0 | .375 |
| Mar. 5  | vs Illinois State   | *1b  | 3  | 0  | 1  | 0   | 1  | 0  | 0  | 0  | 0  | 0  | 0   | 0   | 0  | 0   | 0 | 6   | 0 | 0 | .373 |
| Mar. 7  | vs Coastal Carolina | *1b  | 3  | 2  | 2  | 5   | 0  | 0  | 2  | 0  | 0  | 0  | 0   | 0   | 0  | 0   | 0 | 3   | 0 | 0 | .389 |
| 3/7/202 | at Florida Atlantic | *1b  | 4  | 0  | 1  | 0   | 0  | 0  | 0  | 0  | 0  | 0  | 0   | 0   | 0  | 0   | 0 | 10  | 0 | 0 | .379 |
| Totals  |                     | 19gs | 58 | 18 | 22 | 26  | 11 | 0  | 5  | 4  | 3  | 0  | 6   | 0   | 3  | 1   | 7 | 134 | 2 | 1 | .379 |

On base pct. .451 • Slugging pct. .828

2021 Kentucky Softball  
Individual Game-by-Game for Kentucky (as of Mar 08, 2021)

#23 Stephanie Schoonover - 5 games (All games)

| Date     | Opponent            | Pos | AB | R | H | RBI | 2B | 3B | HR | BB | SB | CS | HBP | SAC | SF | GDP | K | PO | A | E | Avg  |
|----------|---------------------|-----|----|---|---|-----|----|----|----|----|----|----|-----|-----|----|-----|---|----|---|---|------|
| Feb 21   | vs NC Central       | p   | 0  | 0 | 0 | 0   | 0  | 0  | 0  | 0  | 0  | 0  | 0   | 0   | 0  | 0   | 0 | 0  | 2 | 0 | .000 |
| Feb 26   | vs Florida Int'l    | pr  | 0  | 0 | 0 | 0   | 0  | 0  | 0  | 0  | 0  | 0  | 0   | 0   | 0  | 0   | 0 | 0  | 0 | 0 | .000 |
| Feb 27   | vs Stetson          | pr  | 0  | 0 | 0 | 0   | 0  | 0  | 0  | 0  | 0  | 0  | 0   | 0   | 0  | 0   | 0 | 0  | 0 | 0 | .000 |
| Mar 04   | vs Pitt             | p   | 0  | 0 | 0 | 0   | 0  | 0  | 0  | 0  | 0  | 0  | 0   | 0   | 0  | 0   | 0 | 0  | 1 | 0 | .000 |
| 3/7/2021 | at Florida Atlantic | pr  | 0  | 0 | 0 | 0   | 0  | 0  | 0  | 0  | 0  | 0  | 0   | 0   | 0  | 0   | 0 | 0  | 0 | 0 | .000 |
| Totals   |                     | Ogs | 0  | 0 | 0 | 0   | 0  | 0  | 0  | 0  | 0  | 0  | 0   | 0   | 0  | 0   | 0 | 0  | 3 | 0 | .000 |

On base pct. .000 • Slugging pct. .000

#23 Stephanie Schoonover - 3 appearances (All games)

| Date   | Opponent         | GS | IP  | H | R | ER | BB | SO | 2B | 3B | HR | WP | BK | HBP | IBB | Score | W-L | Sv | ERA  | NP |
|--------|------------------|----|-----|---|---|----|----|----|----|----|----|----|----|-----|-----|-------|-----|----|------|----|
| Feb 19 | at UNC Greensbor |    | 2.0 | 2 | 1 | 1  | 0  | 2  | 0  | 0  | 0  | 0  | 0  | 0   | 0   | 14-4  | 0-0 | 0  | 3.50 | 23 |
| Feb 21 | vs NC Central    |    | 2.0 | 3 | 0 | 0  | 0  | 1  | 0  | 0  | 0  | 0  | 0  | 1   | 0   | 14-0  | 0-0 | 0  | 1.75 | 31 |
| Mar 04 | vs Pitt          |    | 2.0 | 0 | 0 | 0  | 2  | 1  | 0  | 0  | 0  | 0  | 0  | 0   | 0   | 8-1   | 0-0 | 0  | 1.17 | 36 |
| Totals |                  | 0  | 6.0 | 5 | 1 | 1  | 2  | 4  | 0  | 0  | 0  | 0  | 0  | 1   | 0   | 36-5  | 0-0 | 0  | 1.17 | -  |

#19 Rylea Smith - 18 games (All games)

| Date   | Opponent            | Pos    | AB | R  | H  | RBI | 2B | 3B | HR | BB | SB | CS | HBP | SAC | SF | GDP | K | PO | A | E | Avg  |
|--------|---------------------|--------|----|----|----|-----|----|----|----|----|----|----|-----|-----|----|-----|---|----|---|---|------|
| Feb 12 | at Samford-1        | *of    | 2  | 0  | 0  | 0   | 0  | 0  | 0  | 0  | 0  | 0  | 0   | 0   | 0  | 0   | 0 | 0  | 0 | 0 | .000 |
| Feb 12 | at Samford-2        | ph/of  | 2  | 1  | 2  | 1   | 0  | 0  | 0  | 0  | 0  | 0  | 0   | 0   | 0  | 0   | 0 | 0  | 0 | 1 | .500 |
| Feb 13 | at Samford          | *of    | 4  | 1  | 1  | 1   | 1  | 0  | 0  | 0  | 0  | 0  | 0   | 0   | 0  | 0   | 0 | 0  | 0 | 0 | .375 |
| Feb 19 | at UNC Greensbor    | *of/of | 2  | 2  | 1  | 1   | 0  | 0  | 1  | 1  | 0  | 0  | 0   | 0   | 0  | 0   | 0 | 5  | 0 | 0 | .400 |
| Feb 19 | at UNC Greensbor    | *of    | 3  | 1  | 1  | 1   | 0  | 0  | 0  | 0  | 0  | 0  | 0   | 0   | 0  | 0   | 0 | 2  | 0 | 0 | .385 |
| Feb 20 | vs NC Central       | *of    | 3  | 2  | 1  | 1   | 0  | 0  | 0  | 0  | 0  | 0  | 0   | 0   | 0  | 0   | 0 | 0  | 0 | 0 | .375 |
| Feb 20 | at CAMPBELL         | *of    | 3  | 1  | 0  | 0   | 0  | 0  | 0  | 1  | 0  | 0  | 0   | 0   | 0  | 0   | 0 | 0  | 0 | 0 | .316 |
| Feb 21 | vs NC Central       | *of/of | 3  | 3  | 2  | 0   | 1  | 0  | 0  | 0  | 0  | 0  | 0   | 0   | 0  | 0   | 0 | 1  | 0 | 0 | .364 |
| Feb 21 | vs Mt. St. Mary's   | *of    | 3  | 3  | 3  | 0   | 1  | 0  | 0  | 0  | 0  | 0  | 0   | 0   | 0  | 0   | 0 | 0  | 0 | 0 | .440 |
| Feb 26 | vs NM State         | *of    | 3  | 1  | 1  | 0   | 0  | 0  | 0  | 0  | 0  | 0  | 0   | 0   | 0  | 0   | 0 | 0  | 0 | 0 | .429 |
| Feb 26 | vs Florida Int'l    | *dh/of | 3  | 1  | 2  | 0   | 0  | 0  | 0  | 0  | 0  | 0  | 0   | 0   | 0  | 0   | 0 | 0  | 0 | 0 | .452 |
| Feb 27 | vs Stetson          | *of    | 4  | 0  | 0  | 0   | 0  | 0  | 0  | 0  | 0  | 0  | 0   | 0   | 0  | 0   | 0 | 1  | 0 | 0 | .400 |
| Feb 27 | vs NM State         | *of    | 3  | 2  | 3  | 1   | 0  | 0  | 0  | 0  | 0  | 0  | 0   | 0   | 0  | 0   | 0 | 0  | 0 | 0 | .447 |
| Feb 28 | vs Stetson          | *of    | 3  | 2  | 2  | 1   | 0  | 0  | 0  | 0  | 1  | 0  | 0   | 0   | 0  | 0   | 0 | 1  | 0 | 0 | .463 |
| Mar 04 | vs Pitt             | *of    | 3  | 1  | 1  | 0   | 0  | 0  | 0  | 1  | 0  | 0  | 0   | 0   | 0  | 0   | 0 | 0  | 0 | 0 | .455 |
| Mar. 4 | at Florida Atlantic | *of/dh | 2  | 0  | 0  | 0   | 0  | 0  | 0  | 1  | 0  | 0  | 0   | 0   | 0  | 0   | 0 | 2  | 0 | 0 | .435 |
| Mar. 5 | vs Illinois State   | *of    | 3  | 0  | 0  | 0   | 0  | 0  | 0  | 0  | 0  | 0  | 0   | 0   | 0  | 0   | 1 | 0  | 0 | 0 | .408 |
| Mar. 7 | vs Coastal Carolina | *of    | 2  | 1  | 0  | 0   | 0  | 0  | 0  | 1  | 0  | 0  | 0   | 0   | 0  | 0   | 1 | 2  | 0 | 0 | .392 |
| Totals |                     | 17gs   | 51 | 22 | 20 | 7   | 3  | 0  | 1  | 5  | 1  | 0  | 0   | 0   | 0  | 0   | 2 | 14 | 0 | 1 | .392 |

On base pct. .446 • Slugging pct. .510

#5 Tatum Spangler - 18 games (All games)

| Date     | Opponent            | Pos    | AB | R  | H  | RBI | 2B | 3B | HR | BB | SB | CS | HBP | SAC | SF | GDP | K | PO | A | E | Avg  |
|----------|---------------------|--------|----|----|----|-----|----|----|----|----|----|----|-----|-----|----|-----|---|----|---|---|------|
| Feb 12   | at Samford-1        | *of    | 2  | 0  | 0  | 0   | 0  | 0  | 0  | 0  | 0  | 0  | 0   | 0   | 0  | 0   | 0 | 1  | 0 | 0 | .000 |
| Feb 12   | at Samford-2        | pr/of  | 1  | 2  | 1  | 0   | 1  | 0  | 0  | 0  | 0  | 0  | 0   | 0   | 0  | 0   | 0 | 0  | 0 | 0 | .333 |
| Feb 13   | at Samford          | *of    | 3  | 1  | 0  | 0   | 0  | 0  | 0  | 1  | 0  | 0  | 0   | 0   | 0  | 0   | 1 | 0  | 0 | 0 | .167 |
| Feb 19   | at UNC Greensbor    | of     | 0  | 0  | 0  | 0   | 0  | 0  | 0  | 0  | 0  | 0  | 0   | 0   | 0  | 0   | 0 | 1  | 0 | 1 | .167 |
| Feb 19   | at UNC Greensbor    | pr/of  | 1  | 1  | 0  | 0   | 0  | 0  | 0  | 0  | 0  | 0  | 0   | 0   | 0  | 0   | 0 | 0  | 0 | 0 | .143 |
| Feb 20   | vs NC Central       | *p     | 3  | 1  | 1  | 0   | 0  | 0  | 0  | 1  | 1  | 0  | 0   | 0   | 0  | 0   | 0 | 0  | 0 | 0 | .200 |
| Feb 20   | at CAMPBELL         | *of    | 2  | 2  | 0  | 0   | 0  | 0  | 0  | 1  | 0  | 0  | 0   | 0   | 0  | 0   | 0 | 1  | 0 | 0 | .167 |
| Feb 21   | vs Mt. St. Mary's   | *of    | 1  | 1  | 1  | 0   | 0  | 0  | 0  | 0  | 0  | 0  | 0   | 0   | 0  | 0   | 0 | 0  | 0 | 0 | .231 |
| Feb 26   | vs NM State         | *of    | 3  | 3  | 3  | 1   | 1  | 0  | 0  | 0  | 0  | 0  | 0   | 0   | 0  | 0   | 0 | 2  | 0 | 0 | .375 |
| Feb 26   | vs Florida Int'l    | *of    | 1  | 0  | 0  | 0   | 0  | 0  | 0  | 0  | 0  | 0  | 0   | 0   | 0  | 0   | 0 | 1  | 0 | 0 | .353 |
| Feb 27   | vs Stetson          | *p/dh  | 3  | 0  | 1  | 1   | 0  | 0  | 0  | 0  | 0  | 0  | 0   | 0   | 1  | 0   | 0 | 1  | 2 | 0 | .350 |
| Feb 27   | vs NM State         | of     | 1  | 1  | 0  | 1   | 0  | 0  | 0  | 0  | 0  | 0  | 0   | 0   | 0  | 0   | 0 | 0  | 0 | 0 | .333 |
| Feb 28   | vs Stetson          | *of/dh | 0  | 0  | 0  | 0   | 0  | 0  | 0  | 0  | 0  | 0  | 0   | 0   | 0  | 0   | 0 | 0  | 0 | 0 | .333 |
| Mar 04   | vs Pitt             | *of    | 3  | 0  | 1  | 0   | 0  | 1  | 0  | 0  | 0  | 0  | 0   | 0   | 0  | 0   | 1 | 0  | 0 | 0 | .333 |
| Mar. 4   | at Florida Atlantic | of     | 0  | 0  | 0  | 0   | 0  | 0  | 0  | 0  | 0  | 0  | 0   | 0   | 0  | 0   | 0 | 0  | 0 | 0 | .333 |
| Mar. 5   | vs Illinois State   | *of    | 0  | 1  | 0  | 0   | 0  | 0  | 0  | 0  | 0  | 0  | 0   | 0   | 0  | 0   | 0 | 0  | 0 | 0 | .333 |
| Mar. 7   | vs Coastal Carolina | *of    | 3  | 1  | 2  | 2   | 0  | 0  | 0  | 0  | 0  | 0  | 0   | 0   | 0  | 0   | 1 | 2  | 0 | 0 | .370 |
| 3/7/2021 | at Florida Atlantic | *of    | 4  | 2  | 3  | 2   | 0  | 0  | 0  | 0  | 0  | 0  | 0   | 0   | 0  | 0   | 0 | 0  | 0 | 0 | .419 |
| Totals   |                     | 13gs   | 31 | 16 | 13 | 7   | 2  | 1  | 0  | 3  | 1  | 0  | 0   | 0   | 1  | 0   | 4 | 8  | 2 | 1 | .419 |

On base pct. .457 • Slugging pct. .548

2021 Kentucky Softball  
Individual Game-by-Game for Kentucky (as of Mar 08, 2021)

#5 Tatum Spangler - 2 appearances (All games)

| Date          | Opponent      | GS       | IP          | H        | R        | ER       | BB       | SO        | 2B       | 3B       | HR       | WP       | BK       | HBP      | IBB      | Score       | W-L        | Sv       | ERA         | NP       |
|---------------|---------------|----------|-------------|----------|----------|----------|----------|-----------|----------|----------|----------|----------|----------|----------|----------|-------------|------------|----------|-------------|----------|
| Feb 20        | vs NC Central | *        | 5.0         | 4        | 1        | 1        | 3        | 7         | 2        | 0        | 0        | 0        | 0        | 1        | 0        | 20-1        | 1-0        | 0        | 1.40        | 76       |
| Feb 27        | vs Stetson    | *        | 6.0         | 1        | 0        | 0        | 1        | 6         | 0        | 0        | 0        | 0        | 0        | 1        | 0        | 7-0         | 2-0        | 0        | 0.64        | 65       |
| <b>Totals</b> |               | <b>2</b> | <b>11.0</b> | <b>5</b> | <b>1</b> | <b>1</b> | <b>4</b> | <b>13</b> | <b>2</b> | <b>0</b> | <b>0</b> | <b>0</b> | <b>0</b> | <b>2</b> | <b>0</b> | <b>27-1</b> | <b>2-0</b> | <b>0</b> | <b>0.64</b> | <b>-</b> |

#1 Miranda Stoddard - 18 games (All games)

| Date          | Opponent            | Pos         | AB        | R         | H         | RBI       | 2B       | 3B       | HR       | BB        | SB       | CS       | HBP      | SAC      | SF       | GDP      | K        | PO        | A         | E        | Avg         |
|---------------|---------------------|-------------|-----------|-----------|-----------|-----------|----------|----------|----------|-----------|----------|----------|----------|----------|----------|----------|----------|-----------|-----------|----------|-------------|
| Feb 12        | at Samford-1        | *3b/d       | 2         | 1         | 1         | 0         | 0        | 0        | 0        | 1         | 0        | 0        | 0        | 0        | 0        | 0        | 0        | 0         | 3         | 0        | .500        |
| Feb 12        | at Samford-2        | *3b         | 4         | 1         | 1         | 3         | 0        | 0        | 1        | 0         | 0        | 0        | 0        | 0        | 0        | 0        | 1        | 1         | 1         | 0        | .333        |
| Feb 13        | at Samford          | *p/3b       | 3         | 1         | 0         | 0         | 0        | 0        | 0        | 2         | 0        | 0        | 0        | 0        | 0        | 0        | 0        | 1         | 3         | 0        | .222        |
| Feb 19        | at UNC Greensbor    | *3b/p       | 3         | 2         | 1         | 1         | 0        | 0        | 1        | 1         | 0        | 0        | 0        | 0        | 0        | 0        | 0        | 0         | 0         | 0        | .250        |
| Feb 19        | at UNC Greensbor    | *3b         | 1         | 1         | 0         | 1         | 0        | 0        | 0        | 1         | 0        | 0        | 0        | 0        | 0        | 0        | 0        | 0         | 0         | 0        | .231        |
| Feb 20        | vs NC Central       | *3b         | 1         | 0         | 0         | 1         | 0        | 0        | 0        | 0         | 0        | 0        | 0        | 0        | 1        | 0        | 0        | 0         | 2         | 0        | .214        |
| Feb 20        | at CAMPBELL         | *p/3b       | 4         | 2         | 3         | 4         | 0        | 0        | 1        | 0         | 0        | 0        | 0        | 0        | 0        | 0        | 0        | 3         | 0         | .333     |             |
| Feb 21        | vs Mt. St. Mary's   | *3b         | 2         | 0         | 1         | 1         | 0        | 0        | 0        | 1         | 0        | 0        | 0        | 0        | 0        | 0        | 0        | 2         | 0         | .350     |             |
| Feb 26        | vs NM State         | *3b/d       | 3         | 0         | 1         | 1         | 0        | 0        | 0        | 0         | 0        | 0        | 0        | 0        | 0        | 0        | 2        | 1         | 0         | .348     |             |
| Feb 26        | vs Florida Int'l    | ph/p        | 2         | 1         | 1         | 1         | 0        | 0        | 1        | 0         | 0        | 0        | 0        | 0        | 0        | 0        | 0        | 2         | 0         | .360     |             |
| Feb 27        | vs Stetson          | *3b         | 3         | 0         | 0         | 0         | 0        | 0        | 0        | 0         | 0        | 0        | 0        | 0        | 0        | 0        | 1        | 0         | 2         | .321     |             |
| Feb 27        | vs NM State         | *3b         | 3         | 2         | 1         | 1         | 0        | 0        | 1        | 0         | 0        | 0        | 0        | 0        | 0        | 0        | 1        | 5         | 0         | .323     |             |
| Feb 28        | vs Stetson          | *dh/p       | 1         | 1         | 1         | 1         | 0        | 0        | 0        | 2         | 0        | 0        | 0        | 0        | 0        | 0        | 0        | 0         | 2         | .344     |             |
| Mar 04        | vs Pitt             | *3b         | 4         | 0         | 0         | 1         | 0        | 0        | 0        | 0         | 0        | 0        | 0        | 0        | 0        | 0        | 0        | 2         | 1         | .306     |             |
| Mar. 4        | at Florida Atlantic | *p/3b       | 3         | 0         | 0         | 0         | 0        | 0        | 0        | 0         | 0        | 0        | 0        | 0        | 0        | 0        | 0        | 4         | 0         | .282     |             |
| Mar. 5        | vs Illinois State   | *3b         | 3         | 0         | 0         | 0         | 0        | 0        | 0        | 0         | 0        | 0        | 0        | 0        | 0        | 0        | 1        | 1         | 1         | .262     |             |
| Mar. 7        | vs Coastal Carolina | *3b/p       | 2         | 1         | 0         | 0         | 0        | 0        | 0        | 1         | 0        | 0        | 0        | 0        | 0        | 0        | 0        | 2         | 0         | .250     |             |
| 3/7/202       | at Florida Atlantic | *3b         | 2         | 1         | 0         | 0         | 0        | 0        | 0        | 2         | 0        | 0        | 0        | 0        | 0        | 0        | 0        | 5         | 0         | .239     |             |
| <b>Totals</b> |                     | <b>17gs</b> | <b>46</b> | <b>14</b> | <b>11</b> | <b>16</b> | <b>0</b> | <b>0</b> | <b>5</b> | <b>11</b> | <b>0</b> | <b>0</b> | <b>0</b> | <b>0</b> | <b>1</b> | <b>0</b> | <b>5</b> | <b>10</b> | <b>35</b> | <b>0</b> | <b>.239</b> |

On base pct. .379 • Slugging pct. .565

#1 Miranda Stoddard - 7 appearances (All games)

| Date          | Opponent            | GS       | IP          | H         | R         | ER       | BB       | SO        | 2B       | 3B       | HR       | WP       | BK       | HBP      | IBB      | Score        | W-L        | Sv       | ERA         | NP       |
|---------------|---------------------|----------|-------------|-----------|-----------|----------|----------|-----------|----------|----------|----------|----------|----------|----------|----------|--------------|------------|----------|-------------|----------|
| Feb 13        | at Samford          | *        | 2.0         | 6         | 5         | 2        | 1        | 1         | 3        | 0        | 0        | 0        | 0        | 0        | 0        | 12-9         | 0-0        | 0        | 7.00        | 39       |
| Feb 19        | at UNC Greensbor    | *        | 1.0         | 1         | 0         | 0        | 0        | 0         | 0        | 0        | 0        | 0        | 0        | 0        | 0        | 7-2          | 0-0        | 0        | 4.67        | 10       |
| Feb 20        | at CAMPBELL         | *        | 5.0         | 3         | 1         | 1        | 0        | 3         | 1        | 0        | 0        | 0        | 0        | 0        | 0        | 11-3         | 1-0        | 0        | 2.62        | 77       |
| Feb 26        | vs Florida Int'l    |          | 2.0         | 4         | 2         | 1        | 1        | 0         | 0        | 0        | 0        | 0        | 0        | 0        | 0        | 6-5          | 2-0        | 0        | 2.80        | 34       |
| Feb 28        | vs Stetson          |          | 3.0         | 0         | 0         | 0        | 0        | 3         | 0        | 0        | 0        | 0        | 0        | 0        | 0        | 15-0         | 2-0        | 0        | 2.15        | 25       |
| Mar. 4        | at Florida Atlantic | *        | 5.1         | 6         | 1         | 1        | 1        | 2         | 0        | 0        | 0        | 0        | 0        | 0        | 0        | 3-1          | 2-0        | 1        | 1.91        | 69       |
| Mar. 7        | vs Coastal Carolina |          | 4.0         | 3         | 1         | 1        | 1        | 2         | 0        | 0        | 1        | 0        | 0        | 0        | 0        | 12-3         | 3-0        | 1        | 1.88        | 48       |
| <b>Totals</b> |                     | <b>3</b> | <b>22.1</b> | <b>23</b> | <b>10</b> | <b>6</b> | <b>4</b> | <b>11</b> | <b>4</b> | <b>0</b> | <b>1</b> | <b>0</b> | <b>0</b> | <b>0</b> | <b>0</b> | <b>66-23</b> | <b>3-0</b> | <b>1</b> | <b>1.88</b> | <b>-</b> |

#20 Erica Thulen - 11 games (All games)

| Date          | Opponent            | Pos        | AB       | R        | H        | RBI      | 2B       | 3B       | HR       | BB       | SB       | CS       | HBP      | SAC      | SF       | GDP      | K        | PO       | A        | E        | Avg         |
|---------------|---------------------|------------|----------|----------|----------|----------|----------|----------|----------|----------|----------|----------|----------|----------|----------|----------|----------|----------|----------|----------|-------------|
| Feb 12        | at Samford-2        | pr         | 0        | 1        | 0        | 0        | 0        | 0        | 0        | 0        | 0        | 0        | 0        | 0        | 0        | 0        | 0        | 0        | 0        | 0        | .000        |
| Feb 13        | at Samford          | pr         | 0        | 0        | 0        | 0        | 0        | 0        | 0        | 0        | 0        | 0        | 0        | 0        | 0        | 0        | 0        | 0        | 0        | 0        | .000        |
| Feb 19        | at UNC Greensbor    | pr         | 0        | 1        | 0        | 0        | 0        | 0        | 0        | 0        | 0        | 0        | 0        | 0        | 0        | 0        | 0        | 0        | 0        | 0        | .000        |
| Feb 20        | vs NC Central       | ph         | 1        | 0        | 0        | 1        | 0        | 0        | 0        | 2        | 1        | 0        | 0        | 0        | 0        | 0        | 0        | 0        | 0        | 0        | .000        |
| Feb 20        | at CAMPBELL         | pr         | 0        | 1        | 0        | 0        | 0        | 0        | 0        | 0        | 0        | 0        | 0        | 0        | 0        | 0        | 0        | 0        | 0        | 0        | .000        |
| Feb 21        | vs NC Central       | pr         | 0        | 1        | 0        | 0        | 0        | 0        | 0        | 0        | 0        | 0        | 0        | 0        | 0        | 0        | 0        | 0        | 0        | 0        | .000        |
| Feb 21        | vs Mt. St. Mary's   | pr         | 0        | 0        | 0        | 0        | 0        | 0        | 0        | 0        | 0        | 0        | 0        | 0        | 0        | 0        | 0        | 0        | 0        | 0        | .000        |
| Feb 26        | vs NM State         | pr         | 0        | 1        | 0        | 0        | 0        | 0        | 0        | 0        | 0        | 0        | 0        | 0        | 0        | 0        | 0        | 0        | 0        | 0        | .000        |
| Feb 27        | vs Stetson          | pr         | 0        | 0        | 0        | 0        | 0        | 0        | 0        | 0        | 0        | 0        | 0        | 0        | 0        | 0        | 0        | 0        | 0        | 0        | .000        |
| Feb 28        | vs Stetson          | pr         | 0        | 0        | 0        | 0        | 0        | 0        | 0        | 0        | 0        | 0        | 0        | 0        | 0        | 0        | 0        | 0        | 0        | 0        | .000        |
| 3/7/202       | at Florida Atlantic | pr         | 0        | 1        | 0        | 0        | 0        | 0        | 0        | 0        | 0        | 0        | 0        | 0        | 0        | 0        | 0        | 0        | 0        | 0        | .000        |
| <b>Totals</b> |                     | <b>0gs</b> | <b>1</b> | <b>6</b> | <b>0</b> | <b>1</b> | <b>0</b> | <b>0</b> | <b>0</b> | <b>2</b> | <b>1</b> | <b>0</b> | <b>0</b> | <b>0</b> | <b>0</b> | <b>0</b> | <b>0</b> | <b>0</b> | <b>0</b> | <b>0</b> | <b>.000</b> |

On base pct. .667 • Slugging pct. .000



2021 Kentucky Softball  
 Miscellaneous Stats for Kentucky (as of Mar 08, 2021)  
 (All games)



| Multiple Hit Games | 2  | 3  | 4 | 5+ | Total |
|--------------------|----|----|---|----|-------|
| Kayla Kowalik      | 5  | 4  | 2 | -  | 11    |
| Erin Coffel        | 7  | 2  | 1 | -  | 10    |
| Lauren Johnson     | 5  | 4  | - | -  | 9     |
| Renee Abernathy    | 3  | 4  | - | -  | 7     |
| Rylea Smith        | 4  | 2  | - | -  | 6     |
| Mallory Peyton     | 5  | -  | 1 | -  | 6     |
| Autumn Humes       | 2  | 1  | - | -  | 3     |
| Tatum Spangler     | 1  | 2  | - | -  | 3     |
| Grace Baalman      | 2  | -  | - | -  | 2     |
| Miranda Stoddard   | -  | 1  | - | -  | 1     |
| TEAM               | 34 | 20 | 4 | 0  | 58    |

| Multiple RBI Games | 2  | 3  | 4 | 5+ | Total |
|--------------------|----|----|---|----|-------|
| Kayla Kowalik      | 4  | 4  | - | -  | 8     |
| Mallory Peyton     | 5  | 1  | 1 | 1  | 8     |
| Erin Coffel        | 4  | 3  | - | 1  | 8     |
| Lauren Johnson     | 4  | 2  | 1 | -  | 7     |
| Renee Abernathy    | 2  | 3  | 1 | -  | 6     |
| Grace Baalman      | 1  | 1  | 1 | -  | 3     |
| Autumn Humes       | 2  | -  | 1 | -  | 3     |
| Miranda Stoddard   | -  | 1  | 1 | -  | 2     |
| Tatum Spangler     | 2  | -  | - | -  | 2     |
| TEAM               | 24 | 15 | 6 | 2  | 47    |

| Hitting Streaks  | Longest | Current |
|------------------|---------|---------|
| Erin Coffel      | 10      | -       |
| Lauren Johnson   | 9       | 9       |
| Kayla Kowalik    | 9       | -       |
| Rylea Smith      | 5       | -       |
| Renee Abernathy  | 4       | -       |
| Miranda Stoddard | 4       | -       |
| Mallory Peyton   | 4       | 3       |
| Grace Baalman    | 3       | -       |
| Cassie Lindmark  | 3       | -       |
| Tatum Spangler   | 3       | 3       |
| Victoria Fragoso | 2       | 2       |
| Autumn Humes     | 2       | 1       |
| Vanessa Nesby    | 1       | 1       |

| Reached Base Streaks | Longest | Current |
|----------------------|---------|---------|
| Kayla Kowalik        | 17      | 1       |
| Erin Coffel          | 11      | 11      |
| Mallory Peyton       | 10      | 3       |
| Rylea Smith          | 10      | 1       |
| Renee Abernathy      | 10      | 10      |
| Lauren Johnson       | 9       | 9       |
| Miranda Stoddard     | 5       | 2       |
| Grace Baalman        | 4       | 2       |
| Autumn Humes         | 4       | 4       |
| Tatum Spangler       | 4       | 3       |
| Cassie Lindmark      | 3       | -       |
| Jaci Babbs           | 3       | -       |
| Victoria Fragoso     | 3       | 3       |
| Meeko Harrison       | 1       | 1       |
| Emma Boitnott        | 1       | -       |
| Erica Thulen         | 1       | 1       |
| Vanessa Nesby        | 1       | 1       |
| Emmy Blane           | 1       | 1       |



2021 Kentucky Softball  
 Miscellaneous Stats for Kentucky (as of Mar 08, 2021)  
 (All games)



Starting Lineup By Position  
 (Team W-L record when starter)

|                    |    |        |
|--------------------|----|--------|
| PITCHER:           |    |        |
| Autumn Humes       | 7  | (7-0)  |
| Grace Baalman      | 5  | (5-0)  |
| Miranda Stoddard   | 3  | (3-0)  |
| Tatum Spangler     | 2  | (2-0)  |
| Sloan Gayan        | 2  | (2-0)  |
| CATCHER:           |    |        |
| Kayla Kowalik      | 10 | (10-0) |
| Cassie Lindmark    | 9  | (9-0)  |
| FIRST BASE:        |    |        |
| Mallory Peyton     | 19 | (19-0) |
| SECOND BASE:       |    |        |
| Lauren Johnson     | 19 | (19-0) |
| THIRD BASE:        |    |        |
| Miranda Stoddard   | 13 | (13-0) |
| Emmy Blane         | 6  | (6-0)  |
| SHORTSTOP:         |    |        |
| Erin Coffel        | 19 | (19-0) |
| LEFT FIELD:        |    |        |
| Renee Abernathy    | 11 | (11-0) |
| Rylea Smith        | 8  | (8-0)  |
| CENTER FIELD:      |    |        |
| Kayla Kowalik      | 9  | (9-0)  |
| Renee Abernathy    | 8  | (8-0)  |
| Tatum Spangler     | 2  | (2-0)  |
| RIGHT FIELD:       |    |        |
| Tatum Spangler     | 9  | (9-0)  |
| Rylea Smith        | 8  | (8-0)  |
| Jaci Babbs         | 2  | (2-0)  |
| DESIGNATED HITTER: |    |        |
| Sloan Gayan        | 7  | (7-0)  |
| Autumn Humes       | 5  | (5-0)  |
| Grace Baalman      | 4  | (4-0)  |
| Rylea Smith        | 1  | (1-0)  |
| Miranda Stoddard   | 1  | (1-0)  |
| Meghan Schorman    | 1  | (1-0)  |

Starting Lineup By Lineup Spot  
 (Team W-L record when starter)

|                  |           |
|------------------|-----------|
| LEADOFF:         |           |
| Kayla Kowalik    | 19 (19-0) |
| 2ND SPOT:        |           |
| Erin Coffel      | 19 (19-0) |
| 3RD SPOT:        |           |
| Lauren Johnson   | 15 (15-0) |
| Renee Abernathy  | 4 (4-0)   |
| CLEANUP:         |           |
| Mallory Peyton   | 16 (16-0) |
| Miranda Stoddard | 2 (2-0)   |
| Renee Abernathy  | 1 (1-0)   |
| 5TH SPOT:        |           |
| Renee Abernathy  | 13 (13-0) |
| Mallory Peyton   | 3 (3-0)   |
| Miranda Stoddard | 3 (3-0)   |
| 6TH SPOT:        |           |
| Miranda Stoddard | 11 (11-0) |
| Lauren Johnson   | 4 (4-0)   |
| Autumn Humes     | 2 (2-0)   |
| Grace Baalman    | 1 (1-0)   |
| Renee Abernathy  | 1 (1-0)   |
| 7TH SPOT:        |           |
| Autumn Humes     | 9 (9-0)   |
| Grace Baalman    | 6 (6-0)   |
| Cassie Lindmark  | 3 (3-0)   |
| Miranda Stoddard | 1 (1-0)   |
| 8TH SPOT:        |           |
| Tatum Spangler   | 10 (10-0) |
| Emmy Blane       | 3 (3-0)   |
| Grace Baalman    | 2 (2-0)   |
| Cassie Lindmark  | 2 (2-0)   |
| Jaci Babbs       | 1 (1-0)   |
| Autumn Humes     | 1 (1-0)   |
| 9TH SPOT:        |           |
| Rylea Smith      | 17 (17-0) |
| Jaci Babbs       | 1 (1-0)   |
| Tatum Spangler   | 1 (1-0)   |





## Kentucky Softball Career Stats Individual Career History



### Renee Abernathy

| Year  | avg  | gp-gs | ab | r  | h  | 2b | 3b | hr | rbi | tb | slg% | bb | hbp | so | gdp | ob%  | sf | sh | sb-att | po | a | e | fld% |
|-------|------|-------|----|----|----|----|----|----|-----|----|------|----|-----|----|-----|------|----|----|--------|----|---|---|------|
| 2019  | .000 | 12-2  | 6  | 1  | 0  | 0  | 0  | 0  | 0   | 0  | .000 | 2  | 0   | 4  | 0   | .250 | 0  | 0  | 0-0    | 0  | 0 | 0 | .000 |
| 2020  | .235 | 22-6  | 34 | 7  | 8  | 2  | 0  | 1  | 9   | 13 | .382 | 6  | 1   | 6  | 0   | .366 | 0  | 0  | 0-0    | 5  | 0 | 1 | .833 |
| 2021  | .421 | 19-19 | 57 | 13 | 24 | 4  | 2  | 3  | 23  | 41 | .719 | 8  | 5   | 7  | 0   | .514 | 2  | 0  | 3-4    | 13 | 0 | 1 | .929 |
| TOTAL | .330 | 53-27 | 97 | 21 | 32 | 6  | 2  | 4  | 32  | 54 | .557 | 16 | 6   | 17 | 0   | .446 | 2  | 0  | 3-4    | 18 | 0 | 2 | .900 |

| Year  | era  | w-l | app | gs | cg | sho | sv | ip  | h | r | er | bb | so | 2b | 3b | hr | bf | bavg | wp | hbp | bk | sfa | sha |
|-------|------|-----|-----|----|----|-----|----|-----|---|---|----|----|----|----|----|----|----|------|----|-----|----|-----|-----|
| 2020  | 0.00 | 0-0 | 1   | 1  | 0  | 0/0 | 0  | 0.0 | 0 | 0 | 0  | 0  | 0  | 0  | 0  | 0  | 0  | .000 | 0  | 0   | 0  | 0   | 0   |
| TOTAL | 0.00 | 0-0 | 1   | 1  | 0  | 0/0 | 0  | 0.0 | 0 | 0 | 0  | 0  | 0  | 0  | 0  | 0  | 0  | .000 | 0  | 0   | 0  | 0   | 0   |

### Grace Baalman

| Year  | avg  | gp-gs | ab | r | h  | 2b | 3b | hr | rbi | tb | slg% | bb | hbp | so | gdp | ob%  | sf | sh | sb-att | po | a  | e | fld%  |
|-------|------|-------|----|---|----|----|----|----|-----|----|------|----|-----|----|-----|------|----|----|--------|----|----|---|-------|
| 2018  | .125 | 18-13 | 24 | 0 | 3  | 0  | 0  | 0  | 2   | 3  | .125 | 1  | 0   | 7  | 0   | .160 | 0  | 1  | 0-0    | 4  | 37 | 0 | 1.000 |
| 2019  | .200 | 36-22 | 15 | 1 | 3  | 0  | 0  | 0  | 2   | 3  | .200 | 2  | 0   | 4  | 0   | .294 | 0  | 0  | 0-0    | 1  | 30 | 2 | .939  |
| 2020  | .188 | 8-4   | 16 | 1 | 3  | 1  | 0  | 1  | 3   | 7  | .438 | 2  | 0   | 5  | 0   | .263 | 1  | 1  | 0-0    | 1  | 2  | 0 | 1.000 |
| 2021  | .346 | 13-9  | 26 | 5 | 9  | 0  | 0  | 3  | 11  | 18 | .692 | 6  | 0   | 3  | 0   | .455 | 1  | 0  | 0-0    | 2  | 3  | 0 | 1.000 |
| TOTAL | .222 | 75-48 | 81 | 7 | 18 | 1  | 0  | 4  | 18  | 31 | .383 | 11 | 0   | 19 | 0   | .309 | 2  | 2  | 0-0    | 8  | 72 | 2 | .976  |

| Year  | era  | w-l   | app | gs | cg | sho | sv | ip    | h   | r   | er  | bb  | so  | 2b | 3b | hr | bf   | bavg | wp | hbp | bk | sfa | sha |
|-------|------|-------|-----|----|----|-----|----|-------|-----|-----|-----|-----|-----|----|----|----|------|------|----|-----|----|-----|-----|
| 2018  | 2.72 | 14-9  | 31  | 20 | 10 | 3/0 | 1  | 136.1 | 136 | 65  | 53  | 48  | 98  | 27 | 3  | 9  | 597  | .258 | 11 | 9   | 0  | 3   | 10  |
| 2019  | 2.72 | 10-10 | 34  | 22 | 10 | 4/1 | 0  | 141.2 | 131 | 77  | 55  | 66  | 102 | 25 | 5  | 22 | 636  | .237 | 12 | 12  | 0  | 2   | 4   |
| 2020  | 3.54 | 3-2   | 8   | 2  | 1  | 0/1 | 0  | 29.2  | 26  | 23  | 15  | 23  | 31  | 5  | 0  | 5  | 144  | .241 | 2  | 5   | 0  | 3   | 5   |
| 2021  | 2.33 | 5-0   | 9   | 5  | 1  | 0/2 | 1  | 27.0  | 18  | 12  | 9   | 7   | 20  | 3  | 0  | 3  | 111  | .184 | 2  | 5   | 0  | 1   | 0   |
| TOTAL | 2.76 | 32-21 | 82  | 49 | 22 | 7/4 | 2  | 334.2 | 311 | 177 | 132 | 144 | 251 | 60 | 8  | 39 | 1488 | .242 | 27 | 31  | 0  | 9   | 19  |

### Jaci Babbs

| Year  | avg  | gp-gs | ab | r  | h | 2b | 3b | hr | rbi | tb | slg% | bb | hbp | so | gdp | ob%  | sf | sh | sb-att | po | a | e | fld%  |
|-------|------|-------|----|----|---|----|----|----|-----|----|------|----|-----|----|-----|------|----|----|--------|----|---|---|-------|
| 2019  | .000 | 53-0  | 1  | 28 | 0 | 0  | 0  | 0  | 0   | 0  | .000 | 0  | 0   | 0  | 0   | .000 | 0  | 0  | 4-8    | 0  | 0 | 0 | .000  |
| 2020  | .348 | 19-8  | 23 | 15 | 8 | 1  | 0  | 0  | 3   | 9  | .391 | 3  | 0   | 6  | 0   | .423 | 0  | 0  | 4-5    | 6  | 0 | 0 | 1.000 |
| 2021  | .000 | 8-2   | 4  | 2  | 0 | 0  | 0  | 0  | 0   | 0  | .000 | 4  | 0   | 2  | 0   | .500 | 0  | 0  | 1-2    | 0  | 0 | 0 | .000  |
| TOTAL | .286 | 80-10 | 28 | 45 | 8 | 1  | 0  | 0  | 3   | 9  | .321 | 7  | 0   | 8  | 0   | .429 | 0  | 0  | 9-15   | 6  | 0 | 0 | 1.000 |

### Emmy Blane

| Year  | avg  | gp-gs | ab | r | h | 2b | 3b | hr | rbi | tb | slg% | bb | hbp | so | gdp | ob%  | sf | sh | sb-att | po | a  | e | fld% |
|-------|------|-------|----|---|---|----|----|----|-----|----|------|----|-----|----|-----|------|----|----|--------|----|----|---|------|
| 2020  | .111 | 23-18 | 27 | 2 | 3 | 0  | 0  | 0  | 3   | 3  | .111 | 2  | 0   | 9  | 0   | .161 | 2  | 0  | 0-0    | 24 | 26 | 2 | .962 |
| 2021  | .000 | 15-6  | 9  | 0 | 0 | 0  | 0  | 0  | 0   | 0  | .000 | 2  | 0   | 2  | 0   | .182 | 0  | 0  | 1-1    | 13 | 16 | 4 | .879 |
| TOTAL | .083 | 38-24 | 36 | 2 | 3 | 0  | 0  | 0  | 3   | 3  | .083 | 4  | 0   | 11 | 0   | .167 | 2  | 0  | 1-1    | 37 | 42 | 6 | .929 |

### Emma Boitnott

| Year  | avg  | gp-gs | ab | r | h | 2b | 3b | hr | rbi | tb | slg% | bb | hbp | so | gdp | ob%  | sf | sh | sb-att | po | a | e | fld% |
|-------|------|-------|----|---|---|----|----|----|-----|----|------|----|-----|----|-----|------|----|----|--------|----|---|---|------|
| 2020  | .000 | 3-0   | 1  | 0 | 0 | 0  | 0  | 0  | 0   | 0  | .000 | 1  | 1   | 0  | 0   | .667 | 0  | 0  | 0-0    | 0  | 0 | 0 | .000 |
| 2021  | .000 | 2-0   | 1  | 0 | 0 | 0  | 0  | 0  | 0   | 0  | .000 | 1  | 0   | 0  | 0   | .500 | 0  | 0  | 0-0    | 0  | 0 | 0 | .000 |
| TOTAL | .000 | 5-0   | 2  | 0 | 0 | 0  | 0  | 0  | 0   | 0  | .000 | 2  | 1   | 0  | 0   | .600 | 0  | 0  | 0-0    | 0  | 0 | 0 | .000 |

### Erin Coffel

| Year  | avg  | gp-gs | ab | r  | h  | 2b | 3b | hr | rbi | tb | slg% | bb | hbp | so | gdp | ob%  | sf | sh | sb-att | po | a  | e | fld% |
|-------|------|-------|----|----|----|----|----|----|-----|----|------|----|-----|----|-----|------|----|----|--------|----|----|---|------|
| 2021  | .437 | 19-19 | 71 | 27 | 31 | 6  | 1  | 9  | 27  | 66 | .930 | 5  | 3   | 9  | 0   | .494 | 0  | 1  | 1-3    | 12 | 43 | 6 | .902 |
| TOTAL | .437 | 19-19 | 71 | 27 | 31 | 6  | 1  | 9  | 27  | 66 | .930 | 5  | 3   | 9  | 0   | .494 | 0  | 1  | 1-3    | 12 | 43 | 6 | .902 |



## Kentucky Softball Career Stats Individual Career History



### Victoria Fragoso

| Year  | avg  | gp-gs | ab | r | h | 2b | 3b | hr | rbi | tb | slg% | bb | hbp | so | gdp | ob%  | sf | sh | sb-att | po | a | e | fld% |
|-------|------|-------|----|---|---|----|----|----|-----|----|------|----|-----|----|-----|------|----|----|--------|----|---|---|------|
| 2021  | .667 | 6-0   | 3  | 0 | 2 | 0  | 0  | 0  | 1   | 2  | .667 | 0  | 1   | 1  | 0   | .750 | 0  | 0  | 0-0    | 0  | 0 | 0 | .000 |
| TOTAL | .667 | 6-0   | 3  | 0 | 2 | 0  | 0  | 0  | 1   | 2  | .667 | 0  | 1   | 1  | 0   | .750 | 0  | 0  | 0-0    | 0  | 0 | 0 | .000 |

### Sloan Gayan

| Year  | avg  | gp-gs | ab | r | h | 2b | 3b | hr | rbi | tb | slg% | bb | hbp | so | gdp | ob%  | sf | sh | sb-att | po | a | e | fld%  |
|-------|------|-------|----|---|---|----|----|----|-----|----|------|----|-----|----|-----|------|----|----|--------|----|---|---|-------|
| 2020  | .000 | 2-1   | 1  | 0 | 0 | 0  | 0  | 0  | 0   | 0  | .000 | 0  | 0   | 0  | 0   | .000 | 0  | 0  | 0-0    | 0  | 1 | 0 | 1.000 |
| 2021  | .000 | 8-7   | 0  | 0 | 0 | 0  | 0  | 0  | 0   | 0  | .000 | 0  | 0   | 0  | 0   | .000 | 0  | 0  | 0-0    | 0  | 0 | 0 | .000  |
| TOTAL | .000 | 10-8  | 1  | 0 | 0 | 0  | 0  | 0  | 0   | 0  | .000 | 0  | 0   | 0  | 0   | .000 | 0  | 0  | 0-0    | 0  | 1 | 0 | 1.000 |

| Year  | era  | w-l | app | gs | cg | sho | sv | ip   | h  | r  | er | bb | so | 2b | 3b | hr | bf | bavg | wp | hbp | bk | sfa | sha |
|-------|------|-----|-----|----|----|-----|----|------|----|----|----|----|----|----|----|----|----|------|----|-----|----|-----|-----|
| 2020  | 4.06 | 1-0 | 4   | 1  | 0  | 0/1 | 0  | 10.1 | 8  | 6  | 6  | 4  | 10 | 0  | 0  | 3  | 44 | .205 | 2  | 1   | 0  | 0   | 0   |
| 2021  | 7.00 | 1-0 | 3   | 2  | 0  | 0/1 | 0  | 5.0  | 6  | 5  | 5  | 2  | 4  | 1  | 0  | 1  | 23 | .286 | 1  | 0   | 0  | 0   | 0   |
| TOTAL | 5.02 | 2-0 | 7   | 3  | 0  | 0/2 | 0  | 15.1 | 14 | 11 | 11 | 6  | 14 | 1  | 0  | 4  | 67 | .233 | 3  | 1   | 0  | 0   | 0   |

### Meeko Harrison

| Year  | avg  | gp-gs | ab | r | h | 2b | 3b | hr | rbi | tb | slg% | bb | hbp | so | gdp | ob%  | sf | sh | sb-att | po | a | e | fld% |
|-------|------|-------|----|---|---|----|----|----|-----|----|------|----|-----|----|-----|------|----|----|--------|----|---|---|------|
| 2021  | .000 | 3-0   | 2  | 0 | 0 | 0  | 0  | 0  | 0   | 0  | .000 | 1  | 0   | 1  | 0   | .333 | 0  | 0  | 0-0    | 0  | 0 | 0 | .000 |
| TOTAL | .000 | 3-0   | 2  | 0 | 0 | 0  | 0  | 0  | 0   | 0  | .000 | 1  | 0   | 1  | 0   | .333 | 0  | 0  | 0-0    | 0  | 0 | 0 | .000 |

### Autumn Humes

| Year  | avg  | gp-gs | ab  | r  | h  | 2b | 3b | hr | rbi | tb | slg% | bb | hbp | so | gdp | ob%  | sf | sh | sb-att | po | a  | e | fld%  |
|-------|------|-------|-----|----|----|----|----|----|-----|----|------|----|-----|----|-----|------|----|----|--------|----|----|---|-------|
| 2018  | .217 | 21-10 | 23  | 2  | 5  | 2  | 0  | 1  | 1   | 10 | .435 | 2  | 0   | 7  | 0   | .280 | 0  | 0  | 0-0    | 8  | 21 | 1 | .967  |
| 2019  | .190 | 41-26 | 42  | 3  | 8  | 1  | 0  | 0  | 3   | 9  | .214 | 2  | 0   | 6  | 1   | .227 | 0  | 0  | 1-1    | 10 | 39 | 2 | .961  |
| 2020  | .300 | 14-8  | 30  | 6  | 9  | 2  | 0  | 4  | 15  | 23 | .767 | 4  | 0   | 6  | 0   | .382 | 0  | 0  | 0-0    | 1  | 7  | 0 | 1.000 |
| 2021  | .297 | 13-12 | 37  | 6  | 11 | 0  | 0  | 4  | 10  | 23 | .622 | 4  | 0   | 6  | 1   | .366 | 0  | 0  | 0-0    | 1  | 13 | 0 | 1.000 |
| TOTAL | .250 | 89-56 | 132 | 17 | 33 | 5  | 0  | 9  | 29  | 65 | .492 | 12 | 0   | 25 | 2   | .313 | 0  | 0  | 1-1    | 20 | 80 | 3 | .971  |

| Year  | era  | w-l   | app | gs | cg | sho | sv | ip    | h   | r   | er  | bb | so  | 2b | 3b | hr | bf   | bavg | wp | hbp | bk | sfa | sha |
|-------|------|-------|-----|----|----|-----|----|-------|-----|-----|-----|----|-----|----|----|----|------|------|----|-----|----|-----|-----|
| 2018  | 3.26 | 9-7   | 25  | 16 | 7  | 3/0 | 1  | 103.0 | 98  | 55  | 48  | 34 | 72  | 19 | 3  | 11 | 439  | .251 | 5  | 6   | 0  | 0   | 9   |
| 2019  | 3.22 | 15-11 | 33  | 23 | 12 | 3/0 | 2  | 150.0 | 156 | 81  | 69  | 38 | 84  | 29 | 2  | 19 | 647  | .264 | 5  | 9   | 0  | 3   | 7   |
| 2020  | 3.19 | 5-0   | 8   | 5  | 3  | 1/0 | 0  | 37.1  | 39  | 24  | 17  | 11 | 21  | 11 | 1  | 6  | 167  | .258 | 2  | 1   | 0  | 1   | 3   |
| 2021  | 1.51 | 8-0   | 9   | 7  | 3  | 2/0 | 0  | 41.2  | 37  | 12  | 9   | 9  | 43  | 7  | 2  | 3  | 171  | .233 | 1  | 2   | 0  | 0   | 1   |
| TOTAL | 3.02 | 37-18 | 75  | 51 | 25 | 9/0 | 3  | 332.0 | 330 | 172 | 143 | 92 | 220 | 66 | 8  | 39 | 1424 | .256 | 13 | 18  | 0  | 4   | 20  |

### Lauren Johnson

| Year  | avg  | gp-gs   | ab  | r  | h   | 2b | 3b | hr | rbi | tb  | slg% | bb | hbp | so | gdp | ob%  | sf | sh | sb-att | po | a  | e  | fld%  |
|-------|------|---------|-----|----|-----|----|----|----|-----|-----|------|----|-----|----|-----|------|----|----|--------|----|----|----|-------|
| 2018  | .242 | 56-38   | 99  | 20 | 24  | 2  | 1  | 1  | 17  | 31  | .313 | 22 | 4   | 23 | 0   | .394 | 2  | 0  | 6-9    | 14 | 3  | 0  | 1.000 |
| 2019  | .345 | 59-56   | 148 | 39 | 51  | 14 | 2  | 3  | 21  | 78  | .527 | 21 | 1   | 22 | 0   | .429 | 0  | 3  | 6-8    | 27 | 0  | 2  | .931  |
| 2020  | .323 | 24-22   | 65  | 16 | 21  | 3  | 1  | 3  | 17  | 35  | .538 | 13 | 3   | 10 | 0   | .457 | 0  | 1  | 3-5    | 28 | 38 | 7  | .904  |
| 2021  | .517 | 19-19   | 60  | 21 | 31  | 3  | 4  | 0  | 24  | 42  | .700 | 10 | 1   | 3  | 0   | .592 | 0  | 1  | 5-5    | 20 | 20 | 2  | .952  |
| TOTAL | .341 | 158-135 | 372 | 96 | 127 | 22 | 8  | 7  | 79  | 186 | .500 | 66 | 9   | 58 | 0   | .450 | 2  | 5  | 20-27  | 89 | 61 | 11 | .932  |

### Kayla Kowalik

| Year  | avg  | gp-gs   | ab  | r   | h   | 2b | 3b | hr | rbi | tb  | slg% | bb | hbp | so | gdp | ob%  | sf | sh | sb-att | po  | a  | e | fld%  |
|-------|------|---------|-----|-----|-----|----|----|----|-----|-----|------|----|-----|----|-----|------|----|----|--------|-----|----|---|-------|
| 2019  | .357 | 60-59   | 185 | 49  | 66  | 8  | 5  | 0  | 25  | 84  | .454 | 29 | 3   | 22 | 0   | .452 | 0  | 2  | 14-17  | 102 | 7  | 2 | .982  |
| 2020  | .373 | 24-24   | 83  | 31  | 31  | 4  | 8  | 0  | 13  | 51  | .614 | 11 | 2   | 10 | 0   | .458 | 0  | 2  | 11-11  | 103 | 3  | 2 | .981  |
| 2021  | .522 | 19-19   | 67  | 33  | 35  | 4  | 3  | 5  | 22  | 60  | .896 | 10 | 1   | 4  | 0   | .582 | 1  | 1  | 8-9    | 79  | 4  | 0 | 1.000 |
| TOTAL | .394 | 103-102 | 335 | 113 | 132 | 16 | 16 | 5  | 60  | 195 | .582 | 50 | 6   | 36 | 0   | .480 | 1  | 5  | 33-37  | 284 | 14 | 4 | .987  |





## Kentucky Softball Career Stats Individual Career History



### Cassie Lindmark

| Year  | avg  | gp-gs | ab | r | h | 2b | 3b | hr | rbi | tb | slg% | bb | hbp | so | gdp | ob%  | sf | sh | sb-att | po | a | e | fld%  |
|-------|------|-------|----|---|---|----|----|----|-----|----|------|----|-----|----|-----|------|----|----|--------|----|---|---|-------|
| 2020  | .077 | 17-8  | 13 | 0 | 1 | 0  | 0  | 0  | 2   | 1  | .077 | 4  | 0   | 2  | 0   | .294 | 0  | 0  | 0-0    | 30 | 1 | 1 | .969  |
| 2021  | .273 | 11-9  | 11 | 1 | 3 | 1  | 0  | 0  | 1   | 4  | .364 | 1  | 2   | 2  | 0   | .429 | 0  | 0  | 1-1    | 36 | 1 | 0 | 1.000 |
| TOTAL | .167 | 28-17 | 24 | 1 | 4 | 1  | 0  | 0  | 3   | 5  | .208 | 5  | 2   | 4  | 0   | .355 | 0  | 0  | 1-1    | 66 | 2 | 1 | .986  |

### Vanessa Nesby

| Year  | avg   | gp-gs | ab | r | h | 2b | 3b | hr | rbi | tb | slg%  | bb | hbp | so | gdp | ob%   | sf | sh | sb-att | po | a | e | fld% |
|-------|-------|-------|----|---|---|----|----|----|-----|----|-------|----|-----|----|-----|-------|----|----|--------|----|---|---|------|
| 2021  | 1.000 | 11-0  | 1  | 7 | 1 | 1  | 0  | 0  | 0   | 2  | 2.000 | 0  | 0   | 0  | 0   | 1.000 | 0  | 0  | 1-1    | 3  | 0 | 1 | .750 |
| TOTAL | 1.000 | 11-0  | 1  | 7 | 1 | 1  | 0  | 0  | 0   | 2  | 2.000 | 0  | 0   | 0  | 0   | 1.000 | 0  | 0  | 1-1    | 3  | 0 | 1 | .750 |

### Mallory Peyton

| Year  | avg  | gp-gs   | ab  | r  | h   | 2b | 3b | hr | rbi | tb  | slg% | bb | hbp | so | gdp | ob%  | sf | sh | sb-att | po  | a  | e  | fld% |
|-------|------|---------|-----|----|-----|----|----|----|-----|-----|------|----|-----|----|-----|------|----|----|--------|-----|----|----|------|
| 2018  | .260 | 52-36   | 96  | 22 | 25  | 6  | 0  | 7  | 27  | 52  | .542 | 10 | 2   | 28 | 0   | .339 | 1  | 5  | 2-4    | 112 | 11 | 1  | .992 |
| 2019  | .243 | 59-59   | 152 | 30 | 37  | 7  | 0  | 13 | 40  | 83  | .546 | 20 | 13  | 40 | 0   | .372 | 3  | 6  | 2-2    | 399 | 6  | 10 | .976 |
| 2020  | .379 | 24-24   | 66  | 24 | 25  | 4  | 1  | 11 | 35  | 64  | .970 | 10 | 10  | 12 | 0   | .517 | 1  | 3  | 1-3    | 144 | 8  | 3  | .981 |
| 2021  | .379 | 19-19   | 58  | 18 | 22  | 11 | 0  | 5  | 26  | 48  | .828 | 4  | 6   | 7  | 1   | .451 | 3  | 0  | 3-3    | 134 | 2  | 1  | .993 |
| TOTAL | .293 | 154-138 | 372 | 94 | 109 | 28 | 1  | 36 | 128 | 247 | .664 | 44 | 31  | 87 | 1   | .404 | 8  | 14 | 8-12   | 789 | 27 | 15 | .982 |

### Stephanie Schoonover

| Year  | avg  | gp-gs | ab | r | h | 2b | 3b | hr | rbi | tb | slg% | bb | hbp | so | gdp | ob%  | sf | sh | sb-att | po | a | e | fld%  |
|-------|------|-------|----|---|---|----|----|----|-----|----|------|----|-----|----|-----|------|----|----|--------|----|---|---|-------|
| 2021  | .000 | 3-0   | 0  | 0 | 0 | 0  | 0  | 0  | 0   | 0  | .000 | 0  | 0   | 0  | 0   | .000 | 0  | 0  | 0-0    | 0  | 3 | 0 | 1.000 |
| TOTAL | .000 | 3-0   | 0  | 0 | 0 | 0  | 0  | 0  | 0   | 0  | .000 | 0  | 0   | 0  | 0   | .000 | 0  | 0  | 0-0    | 0  | 3 | 0 | 1.000 |

| Year  | era  | w-l | app | gs | cg | sho | sv | ip  | h | r | er | bb | so | 2b | 3b | hr | bf | bavg | wp | hbp | bk | sfa | sha |
|-------|------|-----|-----|----|----|-----|----|-----|---|---|----|----|----|----|----|----|----|------|----|-----|----|-----|-----|
| 2021  | 1.17 | 0-0 | 3   | 0  | 0  | 0/1 | 0  | 6.0 | 5 | 1 | 1  | 2  | 4  | 0  | 0  | 0  | 24 | .238 | 0  | 1   | 0  | 0   | 0   |
| TOTAL | 1.17 | 0-0 | 3   | 0  | 0  | 0/1 | 0  | 6.0 | 5 | 1 | 1  | 2  | 4  | 0  | 0  | 0  | 24 | .238 | 0  | 1   | 0  | 0   | 0   |

### Rylea Smith

| Year  | avg  | gp-gs | ab  | r  | h  | 2b | 3b | hr | rbi | tb | slg% | bb | hbp | so | gdp | ob%  | sf | sh | sb-att | po | a | e | fld% |
|-------|------|-------|-----|----|----|----|----|----|-----|----|------|----|-----|----|-----|------|----|----|--------|----|---|---|------|
| 2020  | .420 | 24-24 | 88  | 29 | 37 | 6  | 1  | 0  | 30  | 45 | .511 | 2  | 0   | 12 | 1   | .424 | 2  | 0  | 7-8    | 12 | 0 | 4 | .750 |
| 2021  | .392 | 18-17 | 51  | 22 | 20 | 3  | 0  | 1  | 7   | 26 | .510 | 5  | 0   | 2  | 0   | .446 | 0  | 0  | 1-1    | 14 | 0 | 1 | .933 |
| TOTAL | .410 | 42-41 | 139 | 51 | 57 | 9  | 1  | 1  | 37  | 71 | .511 | 7  | 0   | 14 | 1   | .432 | 2  | 0  | 8-9    | 26 | 0 | 5 | .839 |

### Tatum Spangler

| Year  | avg  | gp-gs | ab | r  | h  | 2b | 3b | hr | rbi | tb | slg% | bb | hbp | so | gdp | ob%  | sf | sh | sb-att | po | a  | e | fld%  |
|-------|------|-------|----|----|----|----|----|----|-----|----|------|----|-----|----|-----|------|----|----|--------|----|----|---|-------|
| 2019  | .188 | 41-9  | 16 | 8  | 3  | 1  | 0  | 0  | 3   | 4  | .250 | 1  | 0   | 4  | 0   | .222 | 1  | 1  | 0-0    | 17 | 3  | 3 | .870  |
| 2020  | .286 | 21-19 | 49 | 13 | 14 | 5  | 0  | 1  | 4   | 22 | .449 | 4  | 1   | 8  | 1   | .352 | 0  | 1  | 1-1    | 7  | 5  | 0 | 1.000 |
| 2021  | .419 | 18-13 | 31 | 16 | 13 | 2  | 1  | 0  | 7   | 17 | .548 | 3  | 0   | 4  | 0   | .457 | 1  | 0  | 1-1    | 8  | 2  | 1 | .909  |
| TOTAL | .313 | 80-41 | 96 | 37 | 30 | 8  | 1  | 1  | 14  | 43 | .448 | 8  | 1   | 16 | 1   | .364 | 2  | 2  | 2-2    | 32 | 10 | 4 | .913  |

| Year  | era  | w-l | app | gs | cg | sho | sv | ip   | h  | r  | er | bb | so | 2b | 3b | hr | bf  | bavg | wp | hbp | bk | sfa | sha |
|-------|------|-----|-----|----|----|-----|----|------|----|----|----|----|----|----|----|----|-----|------|----|-----|----|-----|-----|
| 2019  | 3.73 | 4-1 | 10  | 4  | 2  | 1/1 | 0  | 20.2 | 20 | 11 | 11 | 12 | 17 | 4  | 1  | 0  | 99  | .238 | 4  | 3   | 0  | 0   | 0   |
| 2020  | 4.94 | 0-1 | 7   | 3  | 0  | 0/1 | 0  | 11.1 | 10 | 10 | 8  | 7  | 12 | 1  | 0  | 2  | 55  | .227 | 2  | 2   | 0  | 1   | 1   |
| 2021  | 0.64 | 2-0 | 2   | 2  | 1  | 0/1 | 0  | 11.0 | 5  | 1  | 1  | 4  | 13 | 2  | 0  | 0  | 44  | .132 | 0  | 2   | 0  | 0   | 0   |
| TOTAL | 3.26 | 6-2 | 19  | 9  | 3  | 1/3 | 0  | 43.0 | 35 | 22 | 20 | 23 | 42 | 7  | 1  | 2  | 198 | .211 | 6  | 7   | 0  | 1   | 1   |



## Kentucky Softball Career Stats Individual Career History



### Miranda Stoddard

| Year  | avg  | gp-gs | ab | r  | h  | 2b | 3b | hr | rbi | tb | slg% | bb | hbp | so | gdp | ob%  | sf | sh | sb-att | po | a  | e | fld%  |
|-------|------|-------|----|----|----|----|----|----|-----|----|------|----|-----|----|-----|------|----|----|--------|----|----|---|-------|
| 2020  | .333 | 18-7  | 21 | 7  | 7  | 2  | 0  | 1  | 8   | 12 | .571 | 5  | 2   | 4  | 0   | .483 | 1  | 0  | 0-0    | 13 | 14 | 4 | .871  |
| 2021  | .239 | 18-17 | 46 | 14 | 11 | 0  | 0  | 5  | 16  | 26 | .565 | 11 | 0   | 5  | 0   | .379 | 1  | 0  | 0-0    | 10 | 35 | 0 | 1.000 |
| TOTAL | .269 | 36-24 | 67 | 21 | 18 | 2  | 0  | 6  | 24  | 38 | .567 | 16 | 2   | 9  | 0   | .414 | 2  | 0  | 0-0    | 23 | 49 | 4 | .947  |

| Year  | era  | w-l | app | gs | cg | sho | sv | ip   | h  | r  | er | bb | so | 2b | 3b | hr | bf  | bavg | wp | hbp | bk | sfa | sha |
|-------|------|-----|-----|----|----|-----|----|------|----|----|----|----|----|----|----|----|-----|------|----|-----|----|-----|-----|
| 2020  | 4.12 | 2-0 | 7   | 2  | 1  | 0/0 | 1  | 17.0 | 18 | 11 | 10 | 3  | 11 | 3  | 0  | 6  | 73  | .257 | 1  | 0   | 0  | 0   | 0   |
| 2021  | 1.88 | 3-0 | 7   | 3  | 0  | 0/1 | 1  | 22.1 | 23 | 10 | 6  | 4  | 11 | 4  | 0  | 1  | 96  | .253 | 0  | 0   | 0  | 0   | 1   |
| TOTAL | 2.85 | 5-0 | 14  | 5  | 1  | 0/1 | 2  | 39.1 | 41 | 21 | 16 | 7  | 22 | 7  | 0  | 7  | 169 | .255 | 1  | 0   | 0  | 0   | 1   |

### Erica Thulen

| Year  | avg  | gp-gs | ab | r | h | 2b | 3b | hr | rbi | tb | slg% | bb | hbp | so | gdp | ob%  | sf | sh | sb-att | po | a | e | fld% |
|-------|------|-------|----|---|---|----|----|----|-----|----|------|----|-----|----|-----|------|----|----|--------|----|---|---|------|
| 2021  | .000 | 11-0  | 1  | 6 | 0 | 0  | 0  | 0  | 1   | 0  | .000 | 2  | 0   | 0  | 0   | .667 | 0  | 0  | 1-1    | 0  | 0 | 0 | .000 |
| TOTAL | .000 | 11-0  | 1  | 6 | 0 | 0  | 0  | 0  | 1   | 0  | .000 | 2  | 0   | 0  | 0   | .667 | 0  | 0  | 1-1    | 0  | 0 | 0 | .000 |