



# 2021 KENTUCKY SOFTBALL | WEEK 15 | NCAA REGIONALS

UK Communications & PR | 338 Lexington Ave, Lexington, KY, 40506 | www.UKathletics.com  
Softball Contact: Chris Shoals | Office: (859) 257-8437 | Cell: (513) 312-2489 | cmsh223@uky.edu  
Twitter: @UKSoftball, @UKCoachLawson, @UKAthletics

## 2021 SCHEDULE/RESULTS

Date	Opponent	Time/Result
Feb. 12	at Samford	W, 4-0
Feb. 13	at Samford	W, 15-3 (6)
Feb. 13	at Samford	W, 12-9
Feb. 19	at UNC-Greensboro (DH-1)	W, 7-2
Feb. 19	at UNC-Greensboro (DH-2)	W, 14-4 (5)
Feb. 20	vs. NC Central ^	W, 20-1 (5)
Feb. 20	at Campbell ^	W, 11-3
Feb. 21	vs. NC Central ^	W, 14-0 (5)
Feb. 21	vs. Mount St. Mary's (Md.) ^	W, 10-0 (5)
Feb. 26	vs. New Mexico State %	W, 11-1 (5)
Feb. 26	vs. Florida International %	W, 6-5
Feb. 27	vs. Stetson %	W, 7-0
Feb. 27	vs. New Mexico State %	W, 10-1 (5)
Feb. 28	vs. Stetson %	W, 15-0 (5)
March 4	vs. Pittsburgh \$	W, 8-1
March 4	at Florida Atlantic \$	W, 3-1
March 5	vs. Illinois State \$	W, 5-4
March 7	vs. Coastal Carolina \$	W, 12-3 (5)
March 7	at Florida Atlantic \$	W, 7-3
March 12	at #6/5 Florida*	L, 3-1
March 13	at #6/5 Florida*	L, 3-1
March 14	at #6/5 Florida*	W, 4-2 (9)
March 16	<b>EASTERN KENTUCKY</b>	<b>W, 6-5</b>
March 20	<b>DAYTON (DH-1)</b>	<b>W, 3-1</b>
March 20	<b>DAYTON (DH-2)</b>	<b>W, 3-1</b>
March 24	at Western Kentucky	L, 2-1 (9)
March 27	<b>#4/3 ALABAMA*</b>	<b>L, 11-6</b>
March 28	<b>#4/3 ALABAMA* [ESPN2]</b>	<b>W, 4-2</b>
March 29	<b>#4/3 ALABAMA* [SEC Network]</b>	<b>W, 5-4 (8)</b>
March 31	<b>MOREHEAD STATE [SEC Network]</b>	<b>W, 13-1 (5)</b>
April 2	at #21/18 Tennessee* [ESPN2]	L, 6-1
April 3	at #21/18 Tennessee* [ESPN2]	W, 13-2 (5)
April 4	at #21/18 Tennessee* [ESPN2]	L, 6-2
April 7	at Louisville	PPD (Weather)
April 11	<b>#20/22 GEORGIA* (DH-1)</b>	<b>W, 11-3 (5)</b>
April 11	<b>#20/22 GEORGIA* (DH-2) [SEC Network]</b>	<b>L, 9-8</b>
April 12	<b>#20/22 GEORGIA* [SEC Network]</b>	<b>L, 5-2</b>
April 14	at Eastern Kentucky	W, 12-4 (5)
April 16	at Auburn*	L, 5-3
April 17	at Auburn* [ESPN2]	L, 4-2
April 18	at Auburn*	W, 5-1
April 21	<b>LOUISVILLE [ESPN2]</b>	<b>W, 6-5 (9)</b>
April 23	<b>#17 LSU*</b>	<b>W, 7-5</b>
April 25	<b>#17 LSU* (DH-1) [ESPN2]</b>	<b>L, 10-7</b>
April 25	<b>#17 LSU* (DH-2) [ESPN2]</b>	<b>L, 10-4</b>
April 30	at Texas A&M*	W, 5-1
May 1	at Texas A&M*	W, 2-1 (8)
May 2	at Texas A&M*	W, 5-1
May 7	<b>SOUTH CAROLINA*</b>	<b>W, 4-3</b>
May 8	<b>SOUTH CAROLINA* (DH-1)</b>	<b>W, 6-3</b>
May 8	<b>SOUTH CAROLINA* (DH-2)</b>	<b>W, 3-2 (8)</b>
May 13	(11) #24 Georgia ~ [SEC Network]	W, 3-0
May 14	(3) #3 Alabama ~ [SEC Network]	L, 5-1
May 21	<b>NORTHWESTERN [ESPN2]</b>	<b>Noon ET</b>
May 27-30	NCAA Super Regionals	TBA
June 3-9	2021 Women's College World Series	TBA

All times Eastern and subject to change; Home games in bold; \* denotes SEC games; ^ denotes NFCA Lead-Off Classic (Clearwater, Fla.); # denotes Littlewood Classic (Tempe, Ariz.); % denotes Samford Tournament 2 (Homewood, Ala.); & denotes Perfect Game Inc. Florida Spring Invitational (North Orlando, Fla.); ~ 2021 SEC Tournament (Tuscaloosa, Ala.)

## KENTUCKY HOSTS NCAA LEXINGTON REGIONAL

The Kentucky Softball team has been selected to host a regional for the 2021 NCAA Softball Tournament, welcoming Notre Dame, Miami University and Northwestern for the event beginning Friday and running through Sunday afternoon.

Kentucky will open the NCAA Tournament vs. Northwestern on Friday at Noon ET on ESPN2. Notre Dame will play Miami at 2:30 p.m. ET on ESPN3. The remaining times and TV assignments will be announced at a later time in conjunction with ESPN and the NCAA.

Mike Couzens will have play-by-play of the 2021 Lexington Regional for ESPN. Former Purdue head coach and NFCA Executive Director, Carol Bruggeman will have the color commentary. Alex Farmartino produces.

This is Kentucky's fifth-straight year hosting an NCAA Regional, dating back to 2016. The Wildcats have made the last four NCAA Super Regionals. There was not a tournament in 2020 due to the pandemic.

The Southeastern Conference got 12 of its 13 teams into the NCAA Tournament. Eight of the 12 teams are hosting an NCAA Regional, with five of the eight being top-eight seeds and could potentially host Super Regionals.



## (19/16) KENTUCKY WILDCATS

2021 Record: 39-13, 13-11 SEC  
Ranking: 19 (USA Today/NFCA) | 16 (ESPN.com/USA Softball) | 2021 RPI: 18  
Coach: Rachel Lawson (UMass, 1994)  
At Kentucky: 491-292, 155-173 SEC (14th year)  
Career: 583-377 (16th year)



## CAT SCRATCHES

\* Rachel Lawson is in her 14th season at the helm of the UK softball program and already ranks as the winningest head coach in school history. 2019 was her 11th-straight 30-win season with UK.

\* 2021 marks the 11th-straight year that Rachel Lawson, Kristine Himes and Molly Belcher will make up the full-time coaching staff. It is the longest-tenured coaching staff in the UK Athletic Department, and the longest in SEC Softball.

\* Kentucky's 19-0 start was its best start to a season in program history.

\* Kentucky is one of five schools that are 9-0 in NCAA Tournament regional play over the last three NCAA Tournaments (Alabama, Arizona, Florida State, Washington).

\* UK signed the No. 9 nationally-ranked recruiting class according to Extra Innings Softball in November of 2020, the highest-ranked class in program history.

\* Autumn Humes was the only senior to use her COVID redshirt year for UK. Bailey Vick (accounting career), Alex Martens (grad school) and Larissa Spellman (grad school) already had jobs lined up for after the season.

\* Kayla Kowalik currently leads the NCAA in batting average and hits.



# 2021 KENTUCKY SOFTBALL | WEEK 15 | NCAA REGIONALS

## 2021 KENTUCKY ALPHABETICAL ROSTER

No.	Name	Position	Class/EXP	Bats/Throws	Hometown (High School/Last College)
4	Renee Abernathy	Outfield	Jr.	L/L	Springfield, Ill./Sacred Heart Griffin HS
3	Grace Baalman	RHP	Sr.	R/R	Hardin, Ill./Calhoun HS
14	Jaci Babbs	Outfield	Jr.	L/R	Sturgis, Ky./Union Co. HS
25	Emmy Blane	Infield	So.	R/R	Hopkinsville, Ky./Christian Co. HS
24	Emma Boitnott	Outfield	Jr.	R/R	Normal, Ill./Normal West HS
21	Erin Coffel	Infield	Fr.	R/R	Bremen, Ind./Bremen HS
6	Victoria Fragoso	Infield	Fr.	R/R	La Mirada, Calif./Orange Lutheran HS
17	Sloan Gayan	RHP/Infield	So.	R/R	Ottawa, Ill./Ottawa Township HS
77	Meeko Harrison	Infield	Fr.	L/R	Fontana, Calif./Etiwanda HS
7	Autumn Humes	RHP	Sr.-5	R/R	Bald Knob, Ark./Harding Univ. (Ark.)
9	Lauren Johnson	Outfield	Sr.	L/R	Owensboro, Ky./Davies Co. HS
99	Kayla Kowalik	Catcher	Jr.	L/R	New Braunfels, Texas/St. John Paul II HS
34	Cassie Lindmark	Infield	So.	R/R	Lyons, Ill./Marist HS
11	Vanessa Nesby	Outfield	Fr.	L/R	Corona, Calif./Santiago HS
13	Mallory Peyton	Infield	Sr.	R/R	Madisonville, Ky./Madisonville HS
23	Stephanie Schoonover	RHP/OF	Fr.	R/R	Dothan, Ala./Rehobeth HS
19	Rylea Smith	UTL	So.	L/R	St. Louis, Mo./Parkway North HS
5	Tatum Spangler	UTL	Jr.	L/L	Henderson, Nevada/Coronado HS
1	Miranda Stoddard	RHP/UTL	So.	R/R	Anaheim, Calif./Orange Lutheran HS
20	Erica Thulen	UTL	Fr.	R/R	Erie, Ill./Erie-Prophetstown HS

## 2021 KENTUCKY NUMERICAL ROSTER

No.	Name	Position	Class/EXP	Bats/Throws	Hometown (High School/Last College)
1	Miranda Stoddard	RHP/UTL	So.	R/R	Anaheim, Calif./Orange Lutheran HS
3	Grace Baalman	RHP	Sr.	R/R	Hardin, Ill./Calhoun HS
4	Renee Abernathy	Outfield	Jr.	L/L	Springfield, Ill./Sacred Heart Griffin HS
5	Tatum Spangler	UTL	Jr.	L/L	Henderson, Nevada/Coronado HS
6	Victoria Fragoso	Infield	Fr.	R/R	La Mirada, Calif./Orange Lutheran HS
7	Autumn Humes	RHP	Sr.-5	R/R	Bald Knob, Ark./Harding Univ. (Ark.)
9	Lauren Johnson	Outfield	Sr.	L/R	Owensboro, Ky./Davies Co. HS
11	Vanessa Nesby	Outfield	Fr.	L/R	Corona, Calif./Santiago HS
13	Mallory Peyton	Infield	Sr.	R/R	Madisonville, Ky./Madisonville HS
14	Jaci Babbs	Outfield	Jr.	L/R	Sturgis, Ky./Union Co. HS
17	Sloan Gayan	RHP/Infield	So.	R/R	Ottawa, Ill./Ottawa Township HS
19	Rylea Smith	UTL	So.	L/R	St. Louis, Mo./Parkway North HS
20	Erica Thulen	UTL	Fr.	R/R	Erie, Ill./Erie-Prophetstown HS
21	Erin Coffel	Infield	Fr.	R/R	Bremen, Ind./Bremen HS
23	Stephanie Schoonover	RHP/OF	Fr.	R/R	Dothan, Ala./Rehobeth HS
24	Emma Boitnott	Outfield	Jr.	R/R	Normal, Ill./Normal West HS
25	Emmy Blane	Infield	So.	R/R	Hopkinsville, Ky./Christian Co. HS
34	Cassie Lindmark	Infield	So.	R/R	Lyons, Ill./Marist HS
77	Meeko Harrison	Infield	Fr.	L/R	Fontana, Calif./Etiwanda HS
99	Kayla Kowalik	Catcher	Jr.	L/R	New Braunfels, Texas/St. John Paul II HS

## 2021 COACHING & SUPPORT STAFF

**Head Coach:** Rachel Lawson (14th season)  
**Associate Head Coach:** Kristine Himes (14th season)  
**Assistant Coach:** Molly Belcher (11th season)  
**Director of Operations:** Brittany Cervantes (2nd season)  
**Director of Video Analytics:** Tyler Cope (2nd season)  
**Student Manager:** CJ Leighton (4th season)  
**Athletic Trainer:** Bri Papotto (8th season)  
**Equipment Manager:** Myles Poole (5th season)  
**SID:** Chris Shoals (6th season)

## PRONUNCIATION GUIDE

**RENEE** Abernathy ... Ruh-NAY  
 Grace **BAALMAN** ... Ball-man  
**JACI** Babbs ... JAY-See  
 Sloan **GAYAN** ... GAY-an  
 Victoria **FRAGOSO** ... FROG-Oh-so  
 Kayla **KOWALIK** ... Kuh-Wall-ICK  
**RYLEA** Smith ... Ry-lee  
**MEEKO** Harrison ... MEE-Ko  
 Stephanie **SCHOONOVER** ... SKOON-over



# 2021 KENTUCKY SOFTBALL | WEEK 15 | NCAA REGIONALS

## KENTUCKY IN THE NCAA TOURNAMENT

### UK History at the NCAA Tournament

- \* First Appearance: 2009
- \* Last Appearance: 2021
- \* Total Appearances: 12th (2009-21) \*No tournament in 2020
- \* Overall NCAA Tournament Record: 33-25
- \* Record vs. 2021 NCAA Tournament field entering tourney: 16-13

### Teams with 10 Straight NCAA Appearances (From 2009-2021):

Alabama	Michigan
Arizona	Missouri
Arizona State	Notre Dame
BYU	Oklahoma
Florida	Tennessee
Florida State	Texas
Georgia	Texas A&M
<b>KENTUCKY</b>	<b>UCLA</b>
Louisiana-Lafayette	Washington
LSU	

### All-Time Results in the NCAA Tournament

- 2009 NCAA Columbus Regional | Columbus, Ohio**  
 May 14 lost to BYU, 5-2  
 May 15 def. Canisius, 7-0  
 May 15 def. BYU, 4-2  
 May 16 lost to Ohio St., 7-2
- 2010 NCAA Columbus Regional | Columbus, Ohio**  
 May 21 def. Ohio St., 6-5  
 May 22 lost to Cal, 1-0  
 May 22 lost to Ohio St., 5-3
- 2011 NCAA Ann Arbor Regional | Ann Arbor, Mich.**  
 May 20 def. Notre Dame, 8-0 (5)  
 May 21 def. Michigan, 7-6  
 May 22 def. Michigan, 2-1
- NCAA Lexington Super Regional | Lexington, Ky.**  
 May 28 lost to Cal, 1-0  
 May 29 def. Cal, 8-0 (5)  
 May 29 lost to Cal, 9-0
- 2012 NCAA Louisville Regional | Louisville, Ky.**  
 May 18 lost to Michigan, 3-2  
 May 19 def. Valpo, 5-4  
 May 19 lost to Louisville, 3-2
- 2013 NCAA Lexington Regional | Lexington, Ky.**  
 May 17 def. Marshall 2-1 (8)  
 May 18 def. Virginia Tech 6-2  
 May 19 lost to Virginia Tech 2-0  
 May 19 def. Virginia Tech 1-0
- NCAA Tempe Super Regional | Tempe, Ariz.**  
 May 25 lost to Arizona State 5-4  
 May 26 lost to Arizona State 5-2
- 2014 NCAA Lexington Regional | Lexington, Ky.**  
 May 16 def. Ohio 2-0  
 May 17 def. James Madison 2-1  
 May 18 lost to DePaul 2-1 (10)  
 May 18 def. DePaul 10-1 (5)

### NCAA Los Angeles Super Regional | Los Angeles, Calif.

- May 24 lost to UCLA 6-4
- May 25 def. UCLA 7-3
- May 25 def. UCLA 7-1

### Women's College World Series | Oklahoma City, Okla.

- May 29 def. Louisiana-Lafayette 4-1
- May 30 lost to Alabama 2-0
- May 31 lost to Baylor 8-7 (8)

### 2015 NCAA South Bend Regional | South Bend, Ind.

- May 15 def. Northwestern 5-4
- May 16 def. Ball State 5-0
- May 17 def. Notre Dame 4-3

### NCAA Gainesville Super Regional | Gainesville, Fla.

- May 23 lost to Florida 7-0
- May 24 lost to Florida 1-0

### 2016 NCAA Lexington Regional | Lexington, Ky.

- May 21 def. Butler 6-1
- May 21 lost to Utah 3-0
- May 21 def. Illinois 3-2
- May 22 def. Utah 4-0
- May 22 lost to Utah 5-3

### 2017 NCAA Lexington Regional | Lexington, Ky.

- May 19 def. DePaul 6-0
- May 20 def. Illinois 1-0
- May 21 def. Illinois 4-2

### NCAA Eugene Super Regional | Eugene, Oregon

- May 26 lost to Oregon 4-0
- May 27 lost to Oregon 6-5

### 2018 NCAA Lexington Regional | Lexington, Ky.

- May 19 def. Illinois-Chicago 10-1 (5)
- May 19 def. Notre Dame 10-0 (5)
- May 20 def. Notre Dame 8-0 (6)

### NCAA Eugene Super Regional | Eugene, Oregon

- May 24 def. #1 Oregon, 9-6
- May 25 lost to #1 Oregon 6-1
- May 26 lost to #1 Oregon 11-1

### 2019 NCAA Lexington Regional | Lexington, Ky.

- May 17 def. Toledo 7-2
- May 18 def. Virginia Tech 8-1
- May 19 def. Virginia Tech 11-1

### NCAA Seattle Super Regional | Seattle, Washington

- May 23 lost to #3 Washington 3-0
- May 24 lost to #3 Washington 5-0

Regionals (10) - 2009, 10, 11, 12, 13, 14, 15, 16, 17, 18, 19

Super Regionals (6) - 2011, 13, 14, 15, 17, 18, 19

Women's College World Series - 2014

## UK VS. 2021 TOURNAMENT FIELD

Team	2021	Notes	All-Time
(3) Alabama	2-2	Won series, 2-1; Lost in SECT	10-51
(4) Florida	1-2	Won game 3 of series in 8	15-54
(7) LSU	1-2	Renee Abernathy grand slam	16-41
(9) Tennessee	1-2	Erin Coffel hit 2 HR's	16-48
Texas A&M	3-0	Swept series in College Station	10-8
Eastern Kentucky	2-0	Run-ruled EKU on road	27-7
Campbell	1-0	Run-ruled CU in tourney	2-0
UNC Greensboro	2-0	Swept midweek DH in Feb.	2-1
Western Kentucky	0-1	Without Rachel Lawson (False+)	16-8
Georgia	2-2	Won SEC Tournament game	16-58
Auburn	1-2	Was without Mallory Peyton	20-43

11 vs. NCAA Teams 16-13

**Total 16-13 overall // 5-8 vs. National Seeds**

## 2021 NCAA SCHEDULE/RESULTS

### NCAA Lexington Regional | Lexington, Ky.

#### Friday, May 21

- Game 1 – (14) Kentucky vs. Northwestern, Noon ET, ESPN2
- Game 2 – Notre Dame vs. Miami (OH), 2:30 p.m. ET, ESPN3

#### Saturday, May 22

- Game 3 – Game 1 winner vs Game 2 winner, Noon ET, TBA
- Game 4 – Game 1 loser vs. Game 2 loser, 2:30 p.m. ET, TBA
- Game 5 – Game 3 loser vs. Game 4 winner, 5 p.m. ET, TBA

#### Sunday, May 23

- Game 6 – Game 3 winner vs. Game 5 winner, Noon ET, TBA
- Game 7\* - Game 3 winner vs. Game 5 winner, 2:30 p.m. ET, TBA



# 2021 KENTUCKY SOFTBALL | WEEK 15 | NCAA REGIONALS

## WEEKLY SCHEDULE FOR UK SOFTBALL TEAM

MONDAY - 17	TUESDAY - 18	WEDNESDAY - 19	THURSDAY - 20	FRIDAY - 21	SATURDAY - 22	SUNDAY - 23
Team Practice 1pm-4pm ET	Team Practice 1pm-4pm ET	Team Practice 1pm-4pm ET	Official NCAA Practice Noon-2pm	(14) Kentucky vs. Northwestern  Noon ET ESPN2	NCAA Lexington Regional	NCAA Lexington Regional Final

### 2021 QUICK FACTS

#### GENERAL INFORMATION

Location: .....Lexington, Kentucky  
 Founded: .....1865  
 Enrollment: .....30,000  
 Nickname: ..... Wildcats  
 Colors: ..... Blue and White  
 Conference: ..... Southeastern  
 President: ..... Dr. Eli Capilouto  
 Athletic Director: ..... Mitch Barnhart

#### COACHING/SUPPORT STAFF

**Head Coach:** ..... Rachel Lawson  
 Alma mater: .....UMass, 1994  
 Years at UK: .....14th Year  
 Record at UK: .....491-292, 155-173 SEC  
 Career record: .....583-377 (16th Year)  
**Assistant Coach:** ..... Kristine Himes  
 Alma mater:..... Ohio State, 2003  
 Years at UK:.....14th Year  
**Assistant Coach:** ..... Molly Belcher  
 Alma mater: ..... Kentucky, 2010  
 Years at UK:.....11th Year  
**Director of Operations:** ..... Brittany Cervantes  
 Alma mater:..... Kentucky, 2012  
 Years at UK in Role:..... Second Year

#### TEAM INFORMATION

2020 Record: .....20-4  
 2020 SEC record: .....2-1  
 2020 SEC Finish: ..... No Standing  
 2020 NCAA Finish: .No Tournament (COVID-19)  
 Final Ranking: ..... 11/11  
 Letterwinners: ..... 14 returning, 5 lost  
 Starters ..... 7 returning, 2 lost  
 Pitchers ..... 6 returning, 1 lost  
 Newcomers: .....6

#### STADIUM INFORMATION

Stadium: ..... John Cropp Stadium (2013)  
 Capacity: .....2,117  
 Dimensions:..... L-200, C-220, R-200

#### ATHLETIC COMMUNICATIONS AND PR

Contact:..... Chris Shoals  
 Office Phone: .....859.257.8437  
 Mobile Phone: .....513.312.2489  
 Email:..... cmsh223@uky.edu

#### Who Coaches Where on Offense?

**On third base** - Kristine Himes (11th year coaching third base; 14th on staff; Offensive Coordinator)

**On first base** - CJ Leighton (1st year coaching first base; 4th on staff)

**In dugout** - Rachel Lawson (pitch caller, substitutions); Molly Belcher (Offensive strategy in on-deck circle)

#### Strong off the Blocks

Kentucky's 19-0 start was the best in program history.

The previous best start was a 12-0 start in 2014. That season, UK advanced to the WCWS for the first time in program history.

#### Kentucky vs. Northwestern

Overall series: UK leads, 1-0  
 Streak: UK has won 1 in a row  
 Last meeting: UK won 5-4 (2015)  
 Lawson vs. NU: 1-0

Last UK win: 1-0, 2015, NCAA Tournament South Bend Regional

#### Kentucky vs. Notre Dame

Overall series: UK leads, 5-1  
 Streak: UK has won 5 in a row  
 Last meeting: UK won 8-0 (2018)  
 Lawson vs. ND: 5-0

Last UK win: 8-0, 2018, NCAA Tournament Lexington Regional Final

#### Kentucky vs. Miami

Overall series: UK leads, 7-2  
 Streak: UK has won 6 in a row  
 Last meeting: UK won 9-1 (2019)  
 Lawson vs. MU: 5-1  
 Last UK win: 9-1, March 12, 2019, Lexington, 5 innings

#### About John Cropp Stadium

- \* Built: April of 2013
- \* CF - 220
- \* Lines - 200
- \* Full Capacity - 1,599

#### Kentucky's NCAA Regional Success

Kentucky is one of five schools that are 9-0 in NCAA Tournament regional play over the last three tournaments (Alabama, Arizona, Florida State, Washington).

#### Hosting Is Tradition

2021 is Kentucky's fifth-straight year earning a national seed, and the seventh time ever.

UK also has hosted regionals in 2013, 2014, 2016, 2017, 2018 and 2019.

The Wildcats have won all six of its prior hosted NCAA Regionals.

## MEDIA INFORMATION

#### Credentials

All media credential requests should be submitted at least 24 hours prior to home games through UK Communications & Public Relations contact Chris Shoals. Credentials can be picked up at the Joe Craft Center in the Media Relations office.

#### Media Services/Interviews

During games, media will be provided with a media guide as well as notes. Final results are available following each game. For fax service, please contact a member of the UK Media Relations Office. Phones are made available on a first-come, first-serve basis in the press box. Interviews with players and coaches are done in an informal manner on the field following each game. For assistance in locating any member of the UK team, find Chris Shoals for help. For assistance with opposing players and coaches, please see the opposing SID.

#### Practice Interviews

Head coach Rachel Lawson is available for interviews weekday mornings as well as immediately after practice. Her office is located at the Soccer/Softball Offices. Team practices take place from 1-4 p.m., daily during the season. All practices take place at John Cropp Stadium and are subject to change based on class schedules and travel as well as game schedules. Interviews with coaches and/or players are after practice and phone interviews may be arranged. Advance notice is requested for all interviews. Please arrange all interviews through the UK Media Relations Office and softball contact Chris Shoals.





# 2021 KENTUCKY SOFTBALL | WEEK 15 | NCAA REGIONALS

## NATIONAL RANKINGS [WEEK 14]

ESPN.com/USA Softball Poll			
#	Team	Record	Previous
1	Oklahoma (17)	45-2	1
2	UCLA (2)	41-4	1
3	Alabama (1)	45-7	3
4	Florida	42-9	4
5	Oklahoma State	42-9	7
T-6	Arkansas	40-9	6
T-6	Washington	41-11	5
8	Arizona State	32-14	9
9	Florida State	39-10-1	8
10	Clemson	42-6	10
11	Oregon	37-15	12
12	Arizona	36-13	11
13	Texas	39-11	13
14	Missouri	38-15	15
15	LSU	32-19	14
16	<b>Kentucky</b>	<b>39-13</b>	<b>16</b>
17	Duke	42-10	21
18	Louisiana	44-10	18
19	Tennessee	41-13	17
20	Michigan	36-6	18
21	James Madison	34-1	22
22	Virginia Tech	33-13	20
23	Wichita State	39-11-1	23
24	Liberty	42-13	25
25	Ole Miss	34-20	24

RV: Boston (26), Fresno State (17), UCF (16), Minnesota (14), Mississippi State (14), Notre Dame (8), Stanford (7), South Florida (3), Northwestern (1), Georgia (1)

USA Today/NFCA Softball Poll			
#	Team	Record	Previous
1	Oklahoma (32)	45-2	1
2	UCLA	41-4	2
3	Alabama	45-7	3
4	Florida	42-9	4
5	Arkansas	40-9	6
6	Washington	41-11	5
7	Oklahoma State	42-9	9
8	Florida State	39-10-1	7
9	Arizona	36-13	8
10	Oregon	37-15	11
11	Texas	39-11	10
12	Arizona State	32-14	12
13	Clemson	42-6	13
14	Missouri	38-15	15
15	Louisiana	44-10	14
16	LSU	32-19	16
17	Duke	42-10	21
18	Tennessee	41-13	19
19	<b>Kentucky</b>	<b>39-13</b>	<b>17</b>
20	Michigan	36-6	18
21	Virginia Tech	33-13	20
22	JMU	34-1	22
23	Wichita State	9-11-1	24
24	Minnesota	9-11	23
25	Liberty	42-13	25

RV: Georgia (14), Notre Dame (12), Miami University (8), Ole Miss (7), Mississippi State (6), Fresno State (5), Boston University (5), USF (3), UCF (2), Stanford (1).

Kentucky in the Polls	USA Softball NFCA	
Preseason	13	13
February 16	12 (+1)	12 (+1)
February 23	12 (+/- 0)	12 (+/- 0)
March 2	10 (+2)	11 (+1)
March 9	10 (+/- 0)	9 (+2)
March 16	10 (+/- 0)	9 (+/- 0)
March 23	7 (+3)	7 (+2)
March 30	7 (+/- 0)	8 (-1)
April 6	11 (-4)	10 (-2)
April 13	12 (-1)	12 (-2)
April 20	14 (-2)	14 (-2)
April 27	17 (-3)	17 (-3)
May 4	17 (+/- 0)	18 (-1)
May 11	17 (+/- 0)	17 (+/- 0)
May 18	16 (+1)	19 (-2)

## Kayla Kowalik Into the Record Books

Kayla Kowalik now owns the single-season runs record at Kentucky. The record was held by Brittany Cervantes, who is now UK's Director of Operations.

Hit streak (23 games). The record was previously held by Katie Reed (2016-19) who did it the first 18 games of her career in 2016. Her hit streak was snapped vs. LSU on April 25, 2021.

## Kowalik In Top-10 for National POY

Kayla Kowalik has advanced into the final 10 for National Player of the Year, USA Softball announced April 24.

The Top three finalists will be announced Wednesday, May 19.

## NCAA Regional Success for Kentucky at John Cropp Stadium

In Kentucky's last two regionals, Kentucky has went 6-0 in 2018 and 2019 with a 56-6 run differential and four run-rule wins. Dating back to 2017, UK has won nine regional games in a row and is outscoring its opponents 67-8.

\* 2017 - Won regional, 3-0 ... Outscored opponents 11-2

\* 2018 - Won regional, 3-0 ... Outscored opponents 30-2

\* 2019 - Won regional, 3-0 ... Outscored opponents 26-4

## Coming In Hot

Excluding the COVID-shortened 2020 season, UK's 8-2 record in the last 10 games of the regular season is the best 10-game record to close a regular season in program history.

The previous best was 7-3 in 2016 and 2017.

## Erin Coffel vs. Abbey Cheek

Erin Coffel is off to one of the best starts any UK freshman has ever had. Here are some comparisons to a former UK great, and recent All-American, Abbey Cheek.

	ERIN COFFEL (Thru 52 Games)	ABBEY CHEEK (Entire 2016 season)
Batting Average	.354	.326
Home Runs	16	10
RBI	53	52
Slugging	.714	.576

## Kayla Kowalik HITting All The Right Notes

Most Hits, Single Season, School History

- 92 Kayla Kowalik (2021)
- 81 Molly Johnson-Belcher (2009)
- 80 Leslie Kwiatkowski (2000)

## First Inning Success

Kentucky has scored first inning in 28 of 52 games this season. UK is outscoring its opponents 64-25 this year in the first frame.

## SWEEPing Away Bad Results

Kentucky was not swept in a single SEC series this season, despite having the most difficult schedule rotation of the three rotations this year.

This marks the first time in program history UK has gone an entire SEC season without being swept.

## Top-Five Cats

Kentucky finished in a tie for fifth in the SEC this season. It's the fifth time in UK history UK has finished fifth or higher in the SEC (2000, 2012, 2014, 2016, 2019 and 2021). It's the first time UK has done it on this schedule rotation since this format was adopted in 2010.

## Win Streak Into Postseason Play

Kentucky was on a six-game winning streak entering the SEC Tournament. This was a new program high.

Previous high: 4 games won in a row entering the SEC Tournament (2016).



# 2021 KENTUCKY SOFTBALL | WEEK 15 | NCAA REGIONALS

## 2021 TEAM LEADERS

### Hitting

#### BATTING AVERAGE

Kayla Kowalik (.505)  
Erin Coffel (.354)  
Tatum Spangler (.353)

### AT-BATS

Kayla Kowalik (182)  
Lauren Johnson (167)  
Erin Coffel (161)

### RUNS

Kayla Kowalik (73)  
Erin Coffel (45)  
Lauren Johnson (38)

### HITS

Kayla Kowalik (92)  
Lauren Johnson (58)  
Erin Coffel (57)

### DOUBLES

Mallory Peyton (13)  
Lauren Johnson (11)  
Tatum Spangler (11)

### TRIPLES

Kayla Kowalik (6)  
Lauren Johnson (4)  
Renee Abernathy (2)  
Erin Coffel, Tatum Spangler, Vanessa Nesby (1)

### HOME RUNS

Erin Coffel (16)  
Kayla Kowalik (12)  
Mallory Peyton (11)

### RBI

Erin Coffel (53)  
Mallory Peyton (45)  
Renee Abernathy (43)

### SLUGGING PCT.

Kayla Kowalik (.824)  
Erin Coffel (.714)  
Mallory Peyton (.683)

### Pitching

#### ERA

Autumn Humes (2.29)  
Miranda Stoddard (2.90)  
Grace Baalman (3.35)

### STRIKEOUTS

Autumn Humes (126)  
Grace Baalman (45)  
Tatum Spangler (25)  
Miranda Stoddard (22)  
Sloan Gayan (5)  
Stephanie Schoonover (4)

### Taking Care of Business

With April 21's result vs. Louisville, Kentucky finished the regular season with a 25-1 record in non-conference games, the best winning percentage in regular season non-conference games in program history (.962).

The previous best was in 2014, when Kentucky went 28-3 (.903) in their regular season non-conference games.

### The Tenured Trio

2021 marks the 11th-straight year that Rachel Lawson, Kristine Himes and Molly Belcher will make up the full-time coaching staff. It is the longest-tenured coaching staff in the UK Athletic Department, and the longest in SEC Softball. The previous longest-tenured staff prior to 2021 was Tennessee.

### Humes and Coffel Win Week 12 SEC Awards

Autumn Humes was named the Southeastern Conference's Player of the Week and freshman shortstop Erin Coffel was named the SEC's Freshman of the Week, the league announced Tuesday afternoon.

Humes was UK's leading hitter on the weekend with a .500 average, and three extra-base hits at the plate. The Bald Knob, Arkansas native had a double, her first-career triple and a home run in the series. Humes also scored in the first and third games of the series, with an RBI in both of the first two games of the weekend series. Additionally, in the circle, she won all three games for Kentucky with a 0.89 ERA in 15.2 innings of work and 20 strikeouts on the weekend.

Coffel was one of the main reason's UK won Saturday's game, as her lead-off double in the top of the eighth inning led Kentucky to an extra-innings win on Saturday afternoon to secure the series win over Texas A&M.

### The Long Ball Power

Now with 72 home runs on the year, the 2021 team is quickest team in program history to reach 60 home runs as a team. The record this team broke for fewest games played to reach 60 home runs as a team is 46, by the 2011 team. UK did it in 39 games this season.

The next UK home run this season will break the home run record for Kentucky Softball in a single season.

### Cardiac Cats

Kentucky came from behind 4-0 to #3 Alabama on Monday, March 29. UK got a two-run home run by Erin Coffel in the sixth, and back-to-back HR's by the eight and nine hole hitters Renee Abernathy and Rylea Smith to tie the game.

## 2021 MISC. STATS

Multi-Hit Games	2	3	4	5+	Total
Kayla Kowalik	15	11	3	-	29
Erin Coffel	13	3	1	-	17
Lauren Johnson	12	4	-	-	16
Renee Abernathy	6	6	-	-	12
Rylea Smith	7	3	-	-	10
Tatum Spangler	5	4	-	-	9
Mallory Peyton	7	-	1	-	8
Autumn Humes	6	1	-	-	7
Grace Baalman	3	-	-	-	3
Miranda Stoddard	-	1	-	-	1

TEAM	74	33	5	0	112
------	----	----	---	---	-----

Multi-RBI Games	2	3	4	5+	Total
Mallory Peyton	9	3	1	1	14
Erin Coffel	7	3	1	2	13
Lauren Johnson	8	2	2	-	12
Kayla Kowalik	7	4	-	-	11
Renee Abernathy	5	4	2	-	11
Grace Baalman	2	1	1	-	4
Tatum Spangler	3	1	-	-	4
Miranda Stoddard	1	1	1	-	3
Autumn Humes	2	-	1	-	3
Rylea Smith	1	-	1	-	2
Meeko Harrison	1	-	-	-	1

TEAM	46	19	10	3	78
------	----	----	----	---	----

Hitting Streaks	Longest	Current
Kayla Kowalik	23*	6
Tatum Spangler	11	2
Erin Coffel	10	-
Lauren Johnson	10	-
Renee Abernathy	6	3
Miranda Stoddard	6	6
Rylea Smith	5	-
Grace Baalman	4	-
Mallory Peyton	4	-
Autumn Humes	4	2
Cassie Lindmark	3	-
Victoria Fragoso	3	-
Vanessa Nesby	2	-
Emmy Blane	1	-
Jaci Babbs	1	-
Meeko Harrison	1	-

Reach Base Streaks	Longest	Current
Kayla Kowalik	32*	32*
Erin Coffel	14	-
Mallory Peyton	12	-
Tatum Spangler	11	2
Lauren Johnson	10	1
Renee Abernathy	10	3
Rylea Smith	10	-
Miranda Stoddard	6	6
Autumn Humes	6	2
Grace Baalman	4	-
Victoria Fragoso	4	-
Cassie Lindmark	3	-
Jaci Babbs	3	-
Vanessa Nesby	2	-
Meeko Harrison	2	-
Erica Thulen	1	-

\*= School Record



A Rylea Smith walk-off infield single won the game for Kentucky in the bottom of the eighth innings.

**Kentucky Takes Alabama Series Dub**

Between 1997 and 2012, Kentucky had a 2-38 (.050) record against Alabama. Since 2013, Kentucky has a 9-11 (.450) record against Alabama and has now won three of the last four series with UA, including two in a row when Alabama has been #3 in the nation (2019, 2021).

**Four is the Magic Number**

Kentucky is 33-5 (.868) since the start of last season (2020) when it scores at least four runs.

**Lawson's Success vs. The Top**

UK's two wins over Alabama marked:

- Kentucky's 17th and 18th wins against a Top 3 opponent under Rachel Lawson.
- Kentucky's 10th and 11th wins against an SEC Top 3 opponent under Rachel Lawson
- Kentucky's 3rd and 4th wins against an Alabama team ranked in the Top 3 under Rachel Lawson

**Non-Conference Streak**

Dating back to 2020, Kentucky won 28 consecutive non-conference games before dropping a 2-1 game to WKU in nine innings on March 24, 2021.

**Lawson's 30th Top-Five Win**

On SEC Opening Weekend, Rachel Lawson and UK picked up a win over No. 5 Florida. This was Lawson's 30th-career top-five win as the Kentucky head coach.

**Rylea Smith Co-SEC Newcomer of the Week (3/30/21)**

After helping create one of the most exciting come-backs in John Cropp Stadium history over the weekend, sophomore outfielder Rylea Smith was named the South-eastern Conference's Co-Newcomer of the Week on March 30.

Smith was UK's top hitter in a series win over Alabama, including the game-tying home run in the bottom of the

**WHEN WAS THE LAST TIME**

**A Kentucky hitter:**

- Hit 2 extra base hits ... Renee Abernathy (HR, HR vs. ECU) . . . . 4/14/21
- Hit 3 extra base hits. . . . . Kayla Kowalik (2B, 3B, HR vs. NC Central) . . 2/23/21
- Hit 2 home runs . . . . . Renee Abernathy (HR, HR vs. ECU) . . . . 4/14/21
- Hit a Grand Slam . . . . . Miranda Stoddard (vs. Campbell) . . . . 2/20/21
- Scored 4 runs . . . . . Kayla Kowalik (5) (vs. NC Central) . . . . 2/20/21
- Had 5+ RBI . . . . . Erin Coffel (at vs. Georgia) . . . . . 4/11/21
- Had 4+ RBI . . . . . Erin Coffel (at vs. Georgia) . . . . . 4/11/21
- Had 4 walks . . . . . Abbey Cheek at Alabama - 4) . . . . . 4/28/19
- Had 2 stolen bases. . . . . Kayla Kowalik (vs. Alabama - 2) . . . . 3/28/21
- Hit for the cycle . . . . . Brooke Marnitz (vs. Indiana State) . . . . 2/25/06
- Hit an inside-the-park HR. . . . . Sylver Samuel (vs. DePaul) . . . . . 5/18/14

**A Kentucky fielder:**

- Had 15 putouts . . . . . Griffin Joiner (vs. South Carolina - 15) . . . . 4/18/15
- Had 7 assists. . . . . Katie Reed (vs. Texas A&M - 8) . . . . . 4/14/18

**A Kentucky pitcher:**

- Had 10 strikeouts. . . . . Meagan Prince (14 - at UT Martin) . . . . 4/27/17
- Pitched a one-hitter. . . . . Grace Baalman (vs. Auburn) . . . . . 4/21/19
- Pitched a no-hitter . . . . . Autumn Humes (vs. North Dakota State) . . . 2/17/18
- Pitched a perfect game . . . . . Chanda Bell (vs. Austin Peay - Game 1) . . . . 4/6/11
- . . . . . Rachel Riley (vs. Austin Peay - Game 2) . . . . 4/6/11

**An Opponent hitter:**

- Hit 2 extra base hits. . . . . Bailey Hemphill (ALA - HR, HR) . . . . . 5/13/21
- Hit 2 home runs . . . . . Bailey Hemphill (ALA - HR, HR) . . . . . 5/13/21
- Scored 4 runs . . . . . Celene Funke (Louisville - 4) . . . . . 4/17/19
- Had 5 RBI . . . . . Saige Pye (Marshall - 7) . . . . . 3/12/20
- Had 3 walks . . . . . Amanda Lorenz (Florida) . . . . . 4/16/17
- Had 3 strikeouts. . . . . M. Hackbarth (Arizona State - 4) . . . . . 2/15/20
- Had 2 stolen bases . . . . . Bella Loonis (Arizona State - 2) . . . . . 2/15/20

**An Opponent pitcher:**

- Had 10 strikeouts. . . . . Montana Fouts (Alabama) . . . . . 5/13/21
- Pitched a one hitter. . . . . Alexis Osorio (Alabama) . . . . . 3/31/18
- Pitched a no-hitter. . . . . Kelly Barnhill (Florida) . . . . . 3/9/18

**Bold = Event happened in 2021**

**TRACKING KENTUCKY'S EXTRA-BASE HITS IN 2021 AND CAREER**

Player	Doubles 2021 (career)	Triples 2021 (career)	Home Runs 2021 (career)	Totals 2021 (career)
Grace Baalman	0 (1)	0 (0)	5 (6)	5 (7)
Autumn Humes	3 (8)	1 (1)	5 (10)	9 (19)
Lauren Johnson	9 (28)	4 (8)	0 (7)	13 (45)
Mallory Peyton	12 (30)	0 (1)	11 (42)	23 (72)
Renee Abernathy	5 (7)	2 (2)	10 (11)	15 (20)
Jaci Babbs	1 (2)	0 (0)	0 (0)	1 (2)
Kayla Kowalik	10 (23)	6 (19)	12 (12)	28 (54)
Tatum Spangier	10 (16)	1 (1)	1 (2)	12 (19)
Miranda Stoddard	3 (5)	0 (0)	7 (8)	10 (12)
Rylea Smith	5 (11)	0 (0)	3 (3)	8 (15)
Emma Boitnott	0 (0)	0 (0)	0 (0)	0 (0)
Cassie Lindmark	1 (1)	0 (0)	0 (0)	1 (1)
Emmy Blane	0 (0)	0 (0)	0 (0)	0 (0)
Erin Coffel	7 (7)	1 (1)	16 (16)	24 (24)
Victoria Fragos	0 (0)	0 (0)	0 (0)	0 (0)
Meeko Harrison	0 (0)	0 (0)	1 (1)	1 (1)
Vanessa Nesby	1 (1)	1 (1)	0 (0)	2 (2)
Erica Thulen	0 (0)	0 (0)	0 (0)	0 (0)
Stephanie Schoonover	0 (0)	0 (0)	0 (0)	0 (0)
<b>TOTALS</b>	<b>67 (140)</b>	<b>16 (34)</b>	<b>71 (118)</b>	<b>152 (289)</b>



# 2021 KENTUCKY SOFTBALL | WEEK 15 | NCAA REGIONALS

## WINS OVER TOP-25 TEAMS RACHEL LAWSON ERA

**The Breakdown**  
Total wins over top 25: 113  
Total wins over top 10: 57  
Total wins over top 5: 32

### Career wins over top-25 opponents

Date	Opponent	Score
4/23/21	vs. #17 LSU	W, 7-5
4/11/21	vs. #20 Georgia	W, 11-3 (5)
4/3/21	at #18 Tennessee	W, 4-2
3/29/21	vs. #3 Alabama	W, 5-4 (8)
3/28/21	vs. #3 Alabama	W, 4-2
3/15/21	at #5 Florida	W, 4-2 (9)
2/9/20	vs. #7 Minnesota	W, 7-0
5/10/19	vs. #17 Ole Miss	W, 8-0 (5)
4/28/19	at #3 Alabama	W, 3-2 (13)
4/22/19	vs. #14 Auburn	W, 7-0
4/21/19	vs. #14 Auburn	W, 7-3
4/21/19	vs. #14 Auburn	W, 7-0
4/14/19	at #5 LSU	W, 3-2
4/14/19	vs. #17 Ole Miss	W, 11-4
3/30/19	at #13 Arkansas	W, 16-2
3/10/19	at #11 South Carolina	W, 5-1
3/9/19	at #11 South Carolina	W, 11-2
3/8/19	at #11 South Carolina	W, 5-0
2/17/19	vs. No. 23 James Madison (N)	6-1
2/16/19	vs. No. 19 Oregon (N)	12-3 (5)
5/24/18	at No. 1 Oregon	9-5
5/6/18	vs. No. 12 South Carolina	8-4
4/18/18	vs. No. 12 South Carolina	9-5
4/27/18	at No. 6 Tennessee	9-8 (8)
4/21/18	vs. No. 6 Georgia	4-2
4/15/18	at No. 9 Texas A&M	3-2
3/31/18	vs. No. 16 Alabama	11-6
3/18/18	vs. No. 8 LSU	2-0
3/17/18	vs. No. 8 LSU	4-1
3/10/17	vs. No. 23 South Carolina	7-3
4/30/17	vs. No. 4 Texas A&M	7-4
4/29/17	vs. No. 4 Texas A&M	7-2
4/16/17	vs. No. 3 Florida	5-1
4/1/17	at No. 24 Ole Miss	1-0
3/25/17 (2)	vs. No. 22 Arkansas	2-0
3/25/17 (1)	vs. No. 22 Arkansas	7-5
3/24/17	vs. No. 22 Arkansas	2-1
3/19/17	at No. 16 Georgia	7-1
3/12/17	vs. No. 15 Michigan	5-1
2/17/17	at No. 5 UCLA	2-1 (11)
5/22/16	vs. No. 25 Utah	4-0
4/22/16	at No. 4 Alabama	3-2
4/17/16	vs. No. 18 Missouri	3-2
4/15/16	vs. No. 18 Missouri	7-6
4/11/16	at No. 8 LSU	2-0
4/10/16	at No. 8 LSU	3-0
4/9/16	at No. 8 LSU	1-0
2/15/16	at No. 22 Arizona State	5-3
2/15/16	vs. No. 20 Utah (N)	1-0
2/13/16	vs. No. 4 Oregon (N)	8-9
5/12/16	vs. No. 25 Notre Dame (N)	10-7
5/17/15	at No. 16 Notre Dame	4-3
4/6/15	vs. No. 5 Alabama	2-1
3/28/15	vs. No. 1 LSU	5-2
3/27/15	vs. No. 1 LSU	3-1
3/8/15	at No. 20 Texas A&M	3-2
2/19/15	vs. No. 10 Arizona	5-2
2/8/15	at No. 5 Florida State	3-1
5/29/14	vs. No. 6 La.-Lafayette	4-1
5/25/14	at No. 3 UCLA	7-1
5/25/14	vs. No. 25 James Madison	2-1
5/14/14	vs. No. 25 James Madison	4-3 (9)
5/8/14	vs. No. 7 Tennessee	2-0
4/27/14	vs. No. 8 Tennessee	5-2
4/15/14	vs. No. 18 Texas A&M	5-3
4/6/14	vs. No. 18 Texas A&M	4-2 (10)
3/30/14	vs. No. 21 Auburn	2-1
3/15/14	at No. 16 Missouri	8-7 (8)
2/15/14	vs. No. 15 Texas	3-2
2/16/14	vs. No. 15 Texas	6-5
2/15/14	vs. No. 15 Texas	6-4
2/7/14	vs. No. 2 Oklahoma	5-4 (10)
2/4/13	at No. 7 Alabama	9-5 (6)
5/24/13	at No. 7 Alabama	5-0
4/27/13	vs. No. 11 Missouri	8-2
4/24/13	vs. No. 7 Louisville	2-1
4/12/13	vs. No. 3 Florida	4-2
3/13/13	vs. No. 25 North Carolina	18-0
2/15/13	vs. No. 16 Washington (N)	3-2
2/10/13	vs. No. 20 Stanford (N)	3-1
2/8/13	vs. No. 3 Cal (N)	3-2 (9)
5/6/12	vs. No. 22 LSU	1-0
5/5/12	vs. No. 22 LSU	2-1
5/4/12	vs. No. 22 LSU	4-3 (8)
4/29/12	at No. 2 Florida	5-1
4/27/12	at No. 2 Florida	2-0
4/13/12	vs. No. 10 Georgia	4-0
4/13/12	vs. No. 10 Georgia	4-1
3/30/12	at No. 9 Tennessee	5-3
3/24/12	at No. 18 Auburn	5-2
4/23/12	at No. 18 Auburn	8-4 (8)
3/28/11	vs. No. 5 California	8-0 (8)
2/22/11	at No. 2 Michigan	2-1
5/21/11	at No. 2 Michigan	7-6
5/20/11	vs. No. 21 Notre Dame (N)	8-0 (5)
5/7/11	vs. No. 23 Auburn	10-2 (6)
4/3/11	vs. No. 5 Florida	9-2
4/1/11	vs. No. 5 Florida	7-6
3/18/11	at No. 25 LSU	6-1
3/13/11	vs. No. 7 Tennessee	5-4 (10)
3/11/11	vs. No. 7 Tennessee	9-5
5/11/10	vs. No. 22 Ohio State (N)	9-0 (5)
5/21/10	at No. 19 Ohio State	6-5
4/17/10	at No. 3 Florida	5-3
3/27/10	vs. No. 7 Georgia	4-2
3/16/10	vs. No. 5 Alabama	5-4
2/11/10	at No. 5 Arizona State	5-2
5/7/09	vs. No. 7 Georgia (N)	2-0
4/18/09	vs. No. 12 Tennessee	6-5
3/7/09	at No. 19 LSU	6-5 (8)
3/15/08	at No. 6 Tennessee	2-1 (8)

Home: 49 | Away: 41 | Neutral: 19 | SEC: 69

## 2021 UK HONORS

### Kayla Kowalik

- USA Softball Top-10 National Player of Year
- USA Softball Top-25 National Player of Year
- Second Team All-SEC

### Erin Coffel

- D1 Softball Freshman of the Week (2/16)
- SEC Freshman of the Week (2/23)
- SEC Freshman of the Week (5/4)
- Second Team All-SEC
- SEC All-Freshman Team

### Rylea Smith

- SEC Newcomer of the Week (3/30/21)
- SEC All-Newcomer Team

### Autumn Humes

- SEC Player of the Week (5/4)

## UK'S RECORD WHEN ...

	All	SEC
One-run game	8-2	4-1
Single game	18-10	10-8
First of Day	11-1	2-1
Second of Day	10-2	1-2
Home	12-5	7-5
Away	14-8	6-6
Neutral	12-0	0-0
vs. Kentucky schools	4-1	0-0
vs. Top 10	3-4	3-3
vs. Top 25	6-10	6-9
UK scores first	32-5	12-5
UK scores 0-2 runs	1-8	1-7
UK scores 3-5 runs	14-2	8-2
UK scores 6-9 runs	9-3	2-3
UK scores 10+ runs	15-0	2-0
Opp. scores first	6-7	1-6
Opp. scores 0-2 runs	23-2	8-1
Opp. scores 3-5 runs	13-6	5-5
Opp. scores 6-9 runs	1-2	0-2
Opp. scores 10+ runs	0-3	0-3
UK has 3 or fewer hits	0-4	0-4
UK has 4-6 hits	3-3	2-2
UK has 7-9 hits	16-5	6-4
UK has 10+ hits	20-2	5-2
Opp. has 3 or fewer hits	8-0	2-0
Opp. has 4-6 hits	19-2	5-1
Opp. has 7-9 hits	9-7	6-6
Opp. has 10+ hits	3-4	0-4
UK has no errors	18-4	3-3
UK has 1 error	13-1	8-0
UK has 2+ errors	8-8	2-8
Leading or tied after 4 innings	35-1	11-1
Leading or tied after 5 innings	36-1	12-1
Leading or tied after 6 innings	23-1	10-1
Trailing after 4 innings	3-12	2-10
Trailing after 5 innings	3-12	1-10
Trailing after 6 innings	4-12	1-10
Extra-inning games	5-1	4-0
Walk-off's (7+ innings only)	6-1	3-0
UK hits a double	30-5	8-4
UK hits a triple	14-3	2-2
UK hits a home run	32-10	10-10
UK has 4+ extra base hits	18-2	2-2
UK steals a base	24-3	7-1
UK steals 2+ bases	15-2	3-1
In February	14-0	0-0
In March	12-4	3-3
In April	7-8	5-8
In May	6-1	5-0
On Monday	1-1	1-1
On Tuesday	1-0	0-0
On Wednesday	4-1	0-0
On Thursday	2-1	0-0
On Friday	10-3	3-3
On Saturday	11-3	4-3
On Sunday	10-4	5-4

## GAME NOTES (CONT'D)

seventh inning. The home run was just the second of her career, and she won the game for Kentucky on a walk-off infield single in the bottom of the eighth inning as UK upset No. 3 Alabama two games to one.

### Coffel Quickly Into Double-Digits

Erin Coffel is now the fastest player to reach 10 home runs as a freshman in school history (22 games played).

She also is just the fourth player in program history to hit at least 10 home runs in her freshman season.

Coffel hit her school freshman record-breaking 13th HR of her freshman season on April 3 vs. Tennessee in a 13-2 win as part of a two-homer game for Coffel. She now has the freshman home run record all to herself.

### Conquering The Swamp

Kentucky's 4-2 win at No. 5 Florida on March 14 was its first win in Gainesville since 2012.

### Coffel Wins Week Two SEC Freshman of the Week

On Feb. 22, Erin Coffel was named the





# 2021 KENTUCKY SOFTBALL | WEEK 15 | NCAA REGIONALS

## GAME NOTES (CONTINUED FROM PAGE 7)

SEC's Freshman of the Week. Coffel continued her torrid start to the season with 10 hits and a trio of home runs as Kentucky went 6-0. Coffel scored at least one run in five-straight games, had three multi-hit games, and tallied seven extra-base hits.

The freshman also had two three-RBI games to help push UK to its best start since 2014 at 9-0 as the Wildcats were crowned champions of the 2021 Campbell Invitational.

### Is there A Doc In The House?! Why, YES!!

On the field, UK has proven it can win, but these might be the most important stats you'll read about all year:

\* Members of the team represent 14 majors across 8 of UK's undergraduate colleges.

\* Renee Abernathy and Emma Boitnott will be attending medical school post-grad.

\* Mallory Peyton will be attending Optometry school in the fall.

\* Autumn Humes will be attending nursing school in the fall.

\* Tatum Spanger will be attending Veterinary school in the fall.

\* Emmy Blane and Miranda Stoddard will be attending Law School.

### Kentucky Dental

Rachel Lawson has coached two UK players at Kentucky who have opened up their own dental practices in the Bluegrass. Megan (Aull) Witt and Rachel Riley both run their own practices now. Additionally, Katie Reed (UK short-stop, 2019), is currently attending Dental School at the University of Pittsburgh.

### Kentucky Going Long

Kentucky has hit at least one home run in 40 of its 52 games this season.

### Cervantes to Represent Mexico in Tokyo 2020

For the first time in the history of the Kentucky Softball team, the Wildcats will be sending a representative to the Olympics as 2012 UK graduate and current Director of Softball Operations, Brittany Cervantes, will be heading to Tokyo this summer.

Cervantes is not only the first UK softball player ever to compete in the Olympics, but is also the first player coached by UK head coach Rachel Lawson to make a roster for the games.

Representing Mexico, Cervantes will be competing in the first Olympic Games to have softball since the 2008 summer games in Beijing.

### Streaking in a Good Way

Dating back to last season, Kentucky had won 21 consecutive games before suffering its first loss of the season at Florida. It was the first time in program history that the Wildcats have won at least 20 consecutive games.

### Extra! Extra! We're all about it!

UK has had an extra-base hit in 49 of its 52 games this season including each of the first 17 games of the season.

### Zilch For You

For the fifth time in program history, Kentucky pitched at least five shutouts within its first 14 games of a season (2004, 2011, 2014, 2016, 2021).

### Best Starts In The Circle

The best starts to a season in the circle for Kentucky in program history through 20 decisions are:

- 17-3 Meagan Prince (2016)
- 16-4 Kelsey Nunley (2016)
- 16-4 Kelsey Nunley (2014)
- 16-4 Kelsey Nunley (2013)
- 15-5 Autumn Humes (2021)

### Joining The Elite

Kentucky is the sixth different SEC school to have at least one team start a season 19-0 or better (Alabama, Florida, Kentucky, LSU, Tennessee, Texas A&M).

### Kentucky in SEC Annals

#### Best Starts To A Season By An SEC Team

- 33-0 2019 Alabama
- 28-0 2015 Florida
- 27-0 2001 Alabama
- 26-0 2016 Florida
- 26-0 2012 Alabama
- 25-0 2015 LSU
- 25-0 2007 Alabama
- 24-0 2011 Florida
- 24-0 2006 Tennessee
- 23-0 2007 Tennessee
- 22-0 2014 Florida
- 22-0 2013 Alabama
- 19-0 2021 Kentucky
- 19-0 2021 Alabama
- 19-0 2013 Texas A&M
- 19-0 2008 Florida

### Erin Coffel Named National Freshman of the Week

Kentucky infielder Erin Coffel was named the D1Softball National Freshman of the Week, the organization announced on Tuesday morning.

Coffel exploded onto the scene, hitting .667

on the weekend with at least two hits in every game and five runs batted in. Coffel had four hits and went 4-for-5 in game two with a double and three RBI in addition to hitting a home run in her first-ever NCAA softball game just hours prior to the 4-for-5 game.

The Bremen, Indiana native finished the weekend in style, going 2-for-4 in UK's 12-9 win at Samford by registering her first-career double and getting two more hits to finish the weekend as Kentucky's leader in hits (8) and batting average (.667).

### Oh, NO You Didn't

Grace Baalman and Miranda Stoddard combined to pitch the first UK no-hitter since Autumn Humes in 2018 during a 15-0 win against Stetson at THE Spring Games. Baalman threw the first two innings of the game with Stoddard throwing the final three innings to close it out.

### UK Signs No. 9 Ranked 2021 Recruiting Class

The Kentucky Softball team announced on March 19 that it signed the No. 9 ranked recruiting class in the country, adding seven players to Lexington. The rankings were done by Extra Innings Softball, as the Wildcats were able to haul in five top-100 ranked players.

The 2021 class is the third top-10 recruiting class that Lawson has assembled in her time at Kentucky, and second in a row. They will join the team in the fall 2021 semester and play their first games in the 2022 NCAA season.

### Wildcats Picked Fifth in SEC By League Coaches

#### 2021 SEC Softball Preseason Coaches' Poll

1. Alabama (9) 138
2. LSU (2) 129
3. Florida (1) 125
4. Tennessee (1) 101
5. Kentucky 97
6. Arkansas 81
7. Georgia 78
8. Missouri 70
9. South Carolina 68
10. Mississippi St. 43
11. Auburn 39
12. Texas A&M 30
13. Ole Miss 15



# 2021 KENTUCKY SOFTBALL | WEEK 15 | NCAA REGIONALS

## 2021 FINAL SEC STANDINGS

School	SEC	Pct.	All	Pct.	Home	Away	Neu.	Streak
Florida #	19-5	.792	42-9	.824	27-3	13-6	2-0	L1
Arkansas #	19-5	.792	40-9	.816	21-5	18-2	1-2	L1
Alabama \$	18-6	.750	45-7	.865	34-4	10-3	1-0	W13
Missouri	15-9	.625	38-15	.717	13-6	14-7	11-2	L1
<b>Kentucky</b>	<b>13-11</b>	<b>.542</b>	<b>39-13</b>	<b>.750</b>	<b>12-5</b>	<b>15-8</b>	<b>12-0</b>	<b>L1</b>
LSU	13-11	.542	32-19	.627	19-9	10-9	3-1	L1
Tennessee	12-11	.522	41-13	.759	28-7	7-6	6-0	L1
Ole Miss	12-12	.500	34-20	.630	24-3	6-12	4-5	L4
Mississippi State	8-15	.348	33-23	.589	22-5	9-16	2-2	L1
Texas A&M	8-16	.333	31-21	.596	27-10	4-10	0-1	L7
Georgia	7-17	.292	29-21	.580	21-12	7-8	1-1	L7
Auburn	7-17	.292	27-22	.551	18-12	7-8	2-2	L2
South Carolina	4-20	.167	26-26	.500	18-13	4-11	4-2	L1

# - SEC Regular Season Champion; \$ - SEC Tournament Champion

## SEC WEEKLY AWARDS

### Feb. 15, 2021

Player of the Week: Charla Echols (Florida)  
Pitcher of the Week: Montana Fouts (Alabama)  
Freshman of the Week: Maddie Penta (Auburn);  
Sydney Chambley (Georgia)

### Feb. 22, 2021

Player of the Week: Kaylee Tow (Alabama)  
Pitcher of the Week: Katie Chronister (Florida)  
Freshman of the Week: Erin Coffel (Kentucky)

### March 1, 2021

Player of the Week: Aliyah Andrews (LSU)  
Pitcher of the Week: Ashley Rogers (Tennessee)  
Freshman of the Week: Maddie Penta (Auburn)

### March 8, 2021

Player of the Week: Kiki Milloy (Tennessee)  
Pitcher of the Week: Elizabeth Hightower (Florida)  
Freshman of the Week: Shelby Lowe (Auburn)

### March 16, 2021

Player of the Week: Hemphill (AL); Burnside (ARK)  
Pitcher of the Week: Anna Borgen (Ole Miss)  
Freshman of the Week: Jenna Laird (Mizzou)

### March 23, 2021

Player of the Week: Danielle Gibson (Arkansas)  
Pitcher of the Week: Ashley Rogers (Florida)  
Freshman of the Week: Jayda Kearney (Georgia)

### March 30, 2021

Player of the Week: Bre Warren (Texas A&M)  
Pitcher of the Week: Mary Haff (Arkansas)  
Newcomer of the Week: Rylea Smith (Kentucky),  
Julia Cottrill (Florida)  
Freshman of the Week: Shelby Lowe (Auburn)

### April 6, 2021

Player of the Week: Bailey Hemphill (Alabama)  
Pitcher of the Week: Ashley Rogers (Tennessee)  
Freshman of the Week: Jenna Laird (Missouri)

### April 13, 2021

Player of the Week: Aliyah Andrews (LSU)  
Pitcher of the Week: Montana Fouts (Alabama)  
Freshman of the Week: Blaise Biringier (Ole Miss)

### April 20, 2021

Player of the Week: Kiki Milloy (Tennessee)  
Pitcher of the Week: Ashley Rogers (Tennessee)  
Freshman of the Week: Maddie Penta, Jenna Laird

### April 27, 2021

Player of the Week: Kiki Milloy (Tennessee)  
Pitcher of the Week: Ashley Rogers (Tennessee)  
Freshman of the Week: Maddie Penta (Auburn),  
Jenna Laird (Mizzou)

### May 4, 2021

Player of the Week: Autumn Humes (Kentucky)  
Pitcher of the Week: Mary Haff (Arkansas)  
Freshman of the Week: Erin Coffel (Kentucky)

### May 11, 2021

Player of the Week: Charla Echols (Florida)  
Pitcher of the Week: Montana Fouts (Alabama)  
Freshman of the Week: Jenna Laird (Missouri)

### Postseason Awards:

Player of the Year: Bailey Hemphill (Alabama)  
Pitcher of the Year: Fouts (Alabama), Haff (Arkansas)  
Freshman of the Year: Jenna Laird (Missouri)  
Coach of the Year: Courtney Diefel (Arkansas)  
Scholar-Athlete of the Year: Cailin Hannon (Tennessee)

## THE SEC IN THE 2021 NCAA TOURNAMENT

### Top-Eight Seeds

- (3) Alabama (Clemson, Troy & Alabama St.)
- (4) Florida (USF, Baylor and South Alabama)
- (6) Arkansas (Stanford, SDSU and Manhattan)
- (7) LSU (Louisiana, McNeese, George Washington)
- (8) Missouri (UIC, UNI, Iowa State)

### Regional No. 2 Seeds

- Georgia (Hosting #13 Duke, WKU, UNCG)
- Texas A&M (Oklahoma\*, Wichita State, Morgan St.)
- Mississippi St. (Okla. St.\*, Campbell, Boston U)
- Ole Miss (Arizona\*, UMBC, Villanova)

### Regional Hosts

- (9) Tennessee (Eastern KY, JMU, Liberty)
- (14) Kentucky (Notre Dame, Miami, Northwestern)



Katie Reed (2016-2019)




# 2021 KENTUCKY SOFTBALL | WEEK 15 | NCAA REGIONALS

## SOUTHEASTERN CONFERENCE BREAKDOWN KENTUCKY'S HISTORY IN SEC ACTION

Team	Years of UK Series Victories	2021 Breakdown 13-11
Mississippi State (9):	1998, 2002, 2009, 2010, 2011, 2013, 2014, 2016, 2018	at #5 Florida Game 1: L, 3-1 Game 2: L, 3-1 Game 3: W, 4-2 (9)
Auburn (4):	2000, 2001, 2009, 2012	#3 ALABAMA  Game 1: L, 11-6 Game 2: W, 4-2 Game 3: W, 5-4 (9)
Florida (3):	2000, 2011, 2012	
Georgia (2):	2000, 2012	
Tennessee (2):	2000, 2011	
Ole Miss (9):	2001, 2007, 2008, 2009, 2010, 2012, 2013, 2014, 2016	
South Carolina (9):	2001, 2006, 2009, 2010, 2011, 2012, 2013, 2016, 2018, 2019	at #18 Tennessee  Game 1: L, 6-1 Game 2: W, 13-2 (5) Game 3: L, 6-2
Arkansas (7):	2002, 2003, 2010, 2011, 2014, 2016, 2017	#20 GEORGIA  Game 1: W, 11-3 (5) Game 2: L, 9-8 Game 3: L, 5-2
Alabama (3):	2013, 2019, 2021	
LSU (5):	2012, 2015, 2016, 2017, 2018	
Missouri (3):	2014, 2016, 2017	
South Carolina (4):	2016, 2018, 2019, 2021	
Texas A&M (4):	2014, 2017, 2020, 2021	at Auburn  Game 1: L, 5-3 Game 2: L, 4-2 Game 3: W, 5-1
<b>Year:</b>	<b>UK's Series Captured that Season</b>	
1997 (0):	-	
1998 (1):	Mississippi State	
1999 (0):	-	
2000 (4):	Auburn, Florida, Georgia, Tennessee	
2001 (3):	Auburn, Ole Miss, South Carolina	
2002 (2):	Arkansas, Mississippi State	
2003 (1):	Arkansas	
2004 (0):	-	
2005 (0):	-	
2006 (1):	South Carolina	
2007 (1):	Ole Miss	
2008 (1):	Ole Miss	
2009 (4):	Auburn, Mississippi State, Ole Miss, South Carolina	
2010 (4):	Arkansas, Mississippi State, Ole Miss, South Carolina	
2011 (5):	Arkansas, Mississippi State, Tennessee, Florida, South Carolina	
2012 (6*):	Auburn, Georgia, Ole Miss, Florida, LSU, South Carolina	
2013 (4):	Ole Miss, Miss. State, South Carolina, Alabama	
2014 (5):	Mississippi State, Missouri, Texas A&M, Ole Miss, Arkansas	
2015 (1):	No. 1 LSU	
2016 (6*):	at South Carolina, Ole Miss, at Arkansas, at No. 8 LSU, No. 18 Missouri, vs. Mississippi State	
2017 (3):	Arkansas, at Missouri, vs. Texas A&M	
2018 (2):	No. 8 LSU, No. 12 South Carolina	
2019 (3):	No. 11 South Carolina, Mississippi State, No. 14 Auburn, at No. 3 Alabama	
2020 (1):	(Only series played (COVID-19) Texas A&M	
2021 (3):	#3 Alabama, at Texas A&M, South Carolina	

\*=School Record of SEC series won in single season

## KENTUCKY HOME RUN TRACKER UNDER COACH KRISTINE HIMES



\*71 = School Record



# 2021 KENTUCKY SOFTBALL | WEEK 15 | NCAA REGIONALS

## STARTING LINEUPS BY BATTING ORDER

Opponent	1	2	3	4	5	6	7	8	9
Samford (1)	Kowalik	Coffel	Abernathy	Peyton	Stoddard	Johnson	Humes	Spangler	Smith
Samford (2)	Kowalik	Coffel	Abernathy	Stoddard	Peyton	Johnson	Humes	Baalman	Babbs
Samford (3)	Kowalik	Coffel	Abernathy	Stoddard	Peyton	Johnson	Humes	Spangler	Smith
UNC Greensboro (1)	Kowalik	Coffel	Abernathy	Peyton	Stoddard	Johnson	Baalman	Lindmark	Smith
UNC Greensboro (2)	Kowalik	Coffel	Johnson	Peyton	Stoddard	Abernathy	Humes	Lindmark	Smith
NC Central	Kowalik	Coffel	Johnson	Peyton	Abernathy	Stoddard	Lindmark	Spangler	Smith
Campbell	Kowalik	Coffel	Johnson	Peyton	Abernathy	Humes	Stoddard	Spangler	Smith
NC Central	Kowalik	Coffel	Johnson	Peyton	Abernathy	Baalman	Lindmark	Blane	Smith
Mt. St. Mary's	Kowalik	Coffel	Johnson	Peyton	Abernathy	Stoddard	Humes	Spangler	Smith
New Mexico State	Kowalik	Coffel	Johnson	Peyton	Abernathy	Stoddard	Baalman	Spangler	Smith
Florida Int'l	Kowalik	Coffel	Johnson	Peyton	Abernathy	Humes	Lindmark	Spangler	Smith
Stetson	Kowalik	Coffel	Johnson	Peyton	Abernathy	Stoddard	Baalman	Spangler	Smith
New Mexico State	Kowalik	Coffel	Johnson	Peyton	Abernathy	Stoddard	Humes	Babbs	Smith
Stetson	Kowalik	Coffel	Johnson	Peyton	Abernathy	Stoddard	Baalman	Blane	Smith
Pittsburgh	Kowalik	Coffel	Johnson	Peyton	Abernathy	Stoddard	Humes	Spangler	Smith
Florida Atlantic	Kowalik	Coffel	Johnson	Peyton	Abernathy	Stoddard	Baalman	Blane	Smith
Illinois State	Kowalik	Coffel	Johnson	Peyton	Abernathy	Stoddard	Humes	Spangler	Smith
Coastal Carolina	Kowalik	Coffel	Johnson	Peyton	Abernathy	Stoddard	Humes	Baalman	Spangler
Florida Atlantic	Kowalik	Coffel	Johnson	Peyton	Abernathy	Stoddard	Humes	Baalman	Spangler
Florida (1)	Kowalik	Coffel	Johnson	Peyton	Abernathy	Stoddard	Humes	Spangler	Smith
Florida (2)	Kowalik	Coffel	Johnson	Peyton	Humes	Abernathy	Baalman	Blane	Spangler
Florida (3)	Kowalik	Peyton	Johnson	Coffel	Humes	Abernathy	Stoddard	Spangler	Smith
Eastern Kentucky	Kowalik	Peyton	Johnson	Coffel	Abernathy	Baalman	Stoddard	Spangler	Smith
Dayton (1)	Kowalik	Johnson	Peyton	Coffel	Abernathy	Humes	Blane	Spangler	Smith
Dayton (2)	Kowalik	Smith	Payton	Coffel	Abernathy	Humes	Baalman	Spangler	Johnson
Western Kentucky	Kowalik	Coffel	Johnson	Peyton	Abernathy	Baalman	Stoddard	Spangler	Smith
Alabama (1)	Kowalik	Johnson	Peyton	Coffel	Humes	Abernathy	Stoddard	Spangler	Smith
Alabama (2)	Kowalik	Johnson	Peyton	Coffel	Humes	Spangler	Stoddard	Abernathy	Smith
Alabama (3)	Kowalik	Johnson	Coffel	Humes	Spangler	Baalman	Stoddard	Abernathy	Smith
Morehead State	Kowalik	Johnson	Coffel	Humes	Spangler	Baalman	Stoddard	Blane	Smith
Tennessee (1)	Kowalik	Johnson	Coffel	Humes	Spangler	Baalman	Stoddard	Abernathy	Smith
Tennessee (2)	Kowalik	Smith	Coffel	Baalman	Johnson	Humes	Abernathy	Stoddard	Spangler
Tennessee (3)	Kowalik	Smith	Coffel	Baalman	Abernathy	Humes	Johnson	Stoddard	Spangler
Georgia (1)	Kowalik	Smith	Coffel	Spangler	Baalman	Johnson	Abernathy	Blane	Babbs
Georgia (2)	Kowalik	Smith	Coffel	Spangler	Johnson	Abernathy	Humes	Stoddard	Blane
Georgia (3)	Kowalik	Smith	Coffel	Johnson	Abernathy	Baalman	Stoddard	Blane	Spangler
Eastern Kentucky	Kowalik	Spangler	Coffel	Johnson	Abernathy	Humes	Stoddard	Babbs	Smith
Auburn (1)	Kowalik	Spangler	Coffel	Johnson	Abernathy	Baalman	Stoddard	Peyton	Smith
Auburn (2)	Kowalik	Spangler	Johnson	Abernathy	Smith	Coffel	Humes	Peyton	Stoddard
Auburn (3)	Kowalik	Spangler	Johnson	Peyton	Abernathy	Coffel	Humes	Stoddard	Smith
Louisville	Kowalik	Spangler	Johnson	Peyton	Abernathy	Coffel	Baalman	Stoddard	Babbs
LSU (1)	Kowalik	Spangler	Johnson	Coffel	Abernathy	Humes	Peyton	Stoddard	Smith
LSU (2)	Kowalik	Spangler	Johnson	Coffel	Abernathy	Peyton	Baalman	Stoddard	Smith
LSU (3)	Kowalik	Spangler	Johnson	Coffel	Abernathy	Peyton	Humes	Stoddard	Babbs
Texas A&M (1)	Kowalik	Spangler	Johnson	Coffel	Abernathy	Peyton	Humes	Baalman	Stoddard
Texas A&M (2)	Kowalik	Spangler	Johnson	Coffel	Abernathy	Peyton	Humes	Baalman	Stoddard
Texas A&M (3)	Kowalik	Spangler	Johnson	Coffel	Peyton	Abernathy	Humes	Baalman	Stoddard
South Carolina (1)	Kowalik	Spangler	Johnson	Coffel	Peyton	Abernathy	Humes	Baalman	Stoddard
South Carolina (2)	Kowalik	Spangler	Johnson	Coffel	Peyton	Abernathy	Humes	Baalman	Stoddard
South Carolina (3)	Kowalik	Spangler	Johnson	Coffel	Peyton	Abernathy	Humes	Baalman	Stoddard
Georgia	Kowalik	Spangler	Johnson	Coffel	Peyton	Abernathy	Humes	Baalman	Stoddard
Alabama	Kowalik	Spangler	Johnson	Coffel	Peyton	Abernathy	Humes	Baalman	Stoddard





## 2021 KENTUCKY SOFTBALL | WEEK 15 | NCAA REGIONALS

### STARTING LINEUPS BY POSITION

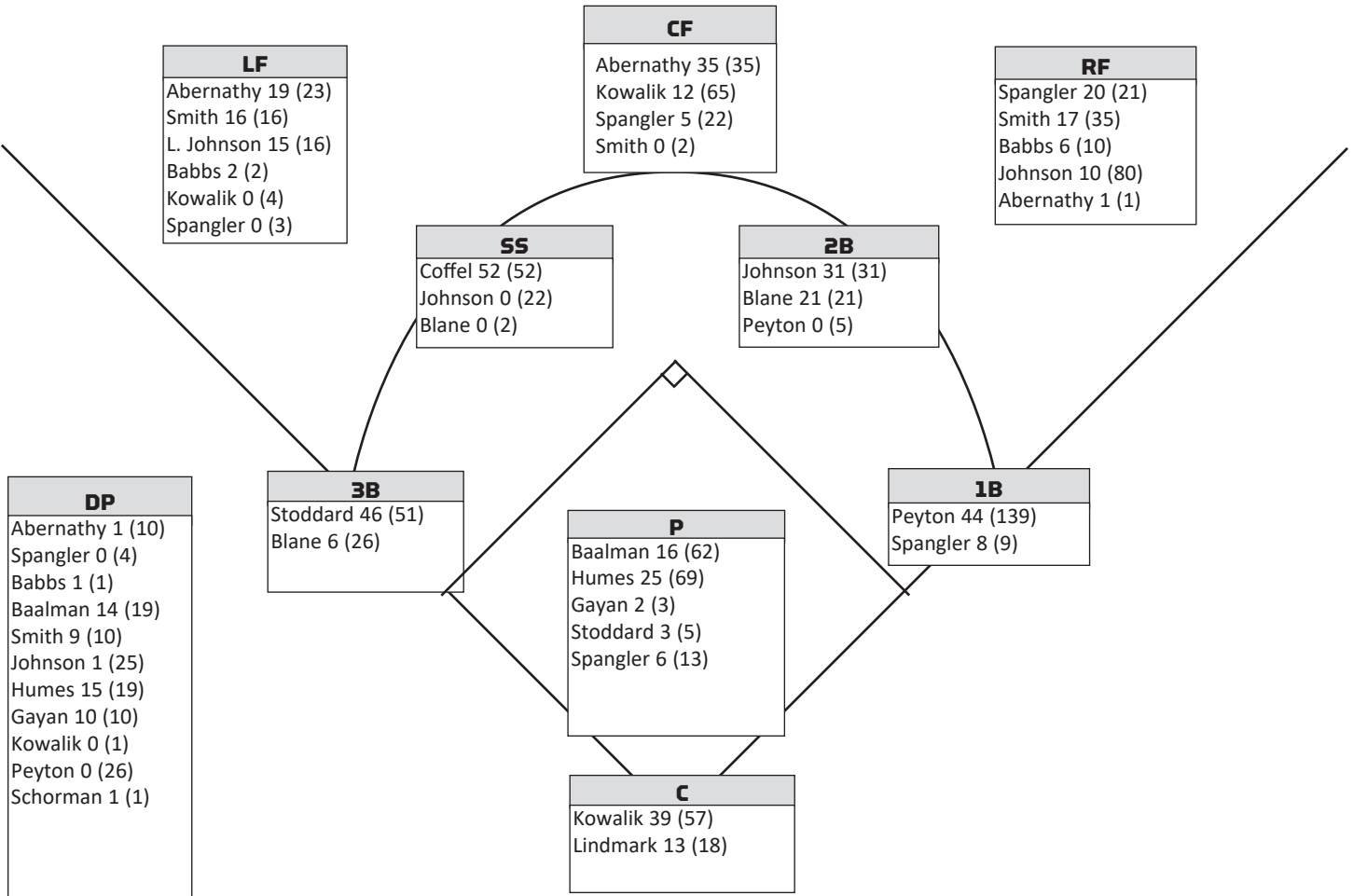
Opponent	C	1B	2B	3B	SS	LF	CF	RF	P
Samford (1)	Kowalik	Peyton	Johnson	Stoddard	Coffel	Abernathy	Spangler	Smith	Humes
Samford (2)	Lindmark	Peyton	Johnson	Stoddard	Coffel	Abernathy	Kowalik	Babbs	Baalman
Samford (3)	Kowalik	Peyton	Johnson	Blane	Coffel	Abernathy	Spangler	Smith	Stoddard
UNC Greensboro (1)	Lindmark	Peyton	Johnson	Stoddard	Coffel	Abernathy	Kowalik	Smith	Baalman
UNC Greensboro (2)	Lindmark	Peyton	Johnson	Stoddard	Coffel	Abernathy	Kowalik	Smith	Humes
NC Central	Lindmark	Peyton	Johnson	Stoddard	Coffel	Abernathy	Kowalik	Smith	Spangler
Campbell	Kowalik	Peyton	Johnson	Blane	Coffel	Smith	Abernathy	Spangler	Stoddard
NC Central	Lindmark	Peyton	Johnson	Blane	Coffel	Abernathy	Kowalik	Smith	Gayan
Mt. St. Mary's	Kowalik	Peyton	Johnson	Stoddard	Coffel	Smith	Abernathy	Spangler	Humes
New Mexico State	Kowalik	Peyton	Johnson	Stoddard	Coffel	Smith	Abernathy	Spangler	Baalman
Florida Int'l	Lindmark	Peyton	Johnson	Blane	Coffel	Abernathy	Kowalik	Spangler	Humes
Stetson	Lindmark	Peyton	Johnson	Stoddard	Coffel	Abernathy	Kowalik	Smith	Spangler
New Mexico State	Kowalik	Peyton	Johnson	Stoddard	Coffel	Smith	Abernathy	Babbs	Humes
Stetson	Kowalik	Peyton	Johnson	Blane	Coffel	Smith	Abernathy	Spangler	Baalman
Pittsburgh	Kowalik	Peyton	Johnson	Blane	Coffel	Smith	Abernathy	Spangler	Humes
Florida Atlantic	Lindmark	Peyton	Johnson	Blane	Coffel	Abernathy	Kowalik	Smith	Stoddard
Illinois State	Kowalik	Peyton	Johnson	Stoddard	Coffel	Smith	Abernathy	Spangler	Baalman
Coastal Carolina	Kowalik	Peyton	Johnson	Stoddard	Coffel	Smith	Abernathy	Spangler	Gayan
Florida Atlantic	Lindmark	Peyton	Johnson	Stoddard	Coffel	Abernathy	Kowalik	Spangler	Humes
Florida (1)	Kowalik	Peyton	Johnson	Stoddard	Coffel	Smith	Abernathy	Spangler	Humes
Florida (2)	Lindmark	Peyton	Johnson	Stoddard	Coffel	Abernathy	Kowalik	Spangler	Baalman
Florida (3)	Kowalik	Peyton	Johnson	Stoddard	Coffel	Smith	Abernathy	Spangler	Humes
Eastern Kentucky	Lindmark	Peyton	Johnson	Stoddard	Coffel	Smith	Kowalik	Spangler	Baalman
Dayton (1)	Lindmark	Peyton	Johnson	Blane	Coffel	Smith	Kowalik	Abernathy	Spangler
Dayton (2)	Kowalik	Peyton	Johnson	Stoddard	Coffel	Smith	Abernathy	Spangler	Humes
Western Kentucky	Kowalik	Peyton	Johnson	Stoddard	Coffel	Smith	Abernathy	Spangler	Baalman
Alabama (1)	Kowalik	Peyton	Johnson	Stoddard	Coffel	Smith	Abernathy	Babbs	Spangler
Alabama (2)	Kowalik	Peyton	Blane	Stoddard	Coffel	Smith	Abernathy	Spangler	Humes
Alabama (3)	Kowalik	Spangler	Blane	Stoddard	Coffel	Smith	Abernathy	Johnson	Baalman
Morehead State	Lindmark	Spangler	Blane	Stoddard	Coffel	Smith	Kowalik	Johnson	Baalman
Tennessee (1)	Kowalik	Spangler	Blane	Stoddard	Coffel	Smith	Abernathy	Johnson	Humes
Tennessee (2)	Kowalik	Spangler	Blane	Stoddard	Coffel	Smith	Abernathy	Johnson	Baalman
Tennessee (3)	Kowalik	Spangler	Blane	Stoddard	Coffel	Smith	Abernathy	Johnson	Humes
Georgia (1)	Kowalik	Spangler	Blane	Stoddard	Coffel	Babbs	Abernathy	Johnson	Baalman
Georgia (2)	Kowalik	Spangler	Blane	Stoddard	Coffel	Babbs	Abernathy	Johnson	Humes
Georgia (3)	Kowalik	Peyton	Blane	Stoddard	Coffel	Babbs	Abernathy	Johnson	Spangler
Eastern Kentucky	Kowalik	Spangler	Blane	Stoddard	Coffel	Johnson	Abernathy	Babbs	Humes
Auburn (1)	Kowalik	Peyton	Blane	Stoddard	Coffel	Johnson	Abernathy	Spangler	Baalman
Auburn (2)	Kowalik	Peyton	Blane	Stoddard	Coffel	Johnson	Abernathy	Spangler	Humes
Auburn (3)	Kowalik	Peyton	Blane	Stoddard	Coffel	Johnson	Abernathy	Spangler	Humes
Louisville	Kowalik	Peyton	Blane	Stoddard	Coffel	Johnson	Abernathy	Johnson	Baalman
LSU (1)	Kowalik	Peyton	Blane	Stoddard	Coffel	Johnson	Abernathy	Spangler	Humes
LSU (2)	Kowalik	Peyton	Blane	Stoddard	Coffel	Johnson	Abernathy	Smith	Spangler
LSU (3)	Kowalik	Peyton	Blane	Stoddard	Coffel	Johnson	Abernathy	Babbs	Humes
Texas A&M (1)	Kowalik	Peyton	Blane	Stoddard	Coffel	Johnson	Abernathy	Spangler	Humes
Texas A&M (2)	Kowalik	Peyton	Blane	Stoddard	Coffel	Johnson	Abernathy	Spangler	Baalman
Texas A&M (3)	Kowalik	Peyton	Blane	Stoddard	Coffel	Johnson	Abernathy	Spangler	Humes
South Carolina (1)	Kowalik	Peyton	Blane	Stoddard	Coffel	Johnson	Abernathy	Spangler	Humes
South Carolina (2)	Kowalik	Peyton	Blane	Stoddard	Coffel	Johnson	Abernathy	Spangler	Baalman
South Carolina (3)	Kowalik	Peyton	Blane	Stoddard	Coffel	Johnson	Abernathy	Spangler	Humes
Georgia	Kowalik	Peyton	Blane	Stoddard	Coffel	Johnson	Abernathy	Spangler	Humes
Alabama	Kowalik	Peyton	Blane	Stoddard	Coffel	Johnson	Abernathy	Spangler	Humes



2021 STARTS BY BATTING ORDER

Player	1	2	3	4	5	6	7	8	9
Renee Abernathy	.	.	4	1	30	11	2	3	.
Grace Baalman	.	.	.	3	1	9	8	7	.
Jaci Babbs	.	.	.	.	.	.	.	1	4
Emmy Blane	.	.	.	.	.	.	1	8	1
Emma Boitnott	.	.	.	.	.	.	.	.	.
Erin Coffel	.	22	10	17	.	3	.	.	.
Victoria Fragoso	.	.	.	.	.	.	.	.	.
Sloan Gayan	.	.	.	.	.	.	.	.	.
Meeko Harrison	.	.	.	.	.	.	.	.	.
Autumn Humes	.	.	.	3	4	8	25	.	.
Lauren Johnson	.	6	33	3	2	2	1	.	1
Kayla Kowalik	52	.	.	.	.	.	.	.	.
Cassie Lindmark	.	.	.	.	.	.	.	6	.
Vanessa Nesby	.	.	.	.	.	.	.	.	.
Mallory Peyton	.	2	5	22	8	4	.	2	.
Stephanie Schoonover	.	.	.	.	.	.	.	.	.
Meghan Schorman	.	.	.	.	.	.	.	.	.
Rylea Smith	.	6	.	.	1	.	.	2	32
Tatum Spangler	.	16	.	1	3	1	1	14	5
Miranda Stoddard	.	.	.	2	2	13	14	8	9
Erica Thulen	.	.	.	.	.	.	.	.	.

STARTS BY POSITION IN 2021 (CAREER)





## 2021 KENTUCKY SOFTBALL | WEEK 15 | NCAA REGIONALS

### 2021 TEAM GAME-BY-GAME HITTING

Opponent	AB	R	H	RBI	2B	3B	HR	TB	BB	SB	CS	HBP	SAC	SFG	DP	K	PO	E	LOB	Avg
Samford (1)	27	4	8	3	3	1	1	16	2	0	2	1	0	0	0	4	21	0	5	.296
Samford (2)	32	15	18	15	2	0	4	32	6	1	0	0	0	0	1	1	15	3	3	.441
Samford (3)	35	12	14	12	3	1	2	25	6	1	1	3	0	0	0	2	21	5	11	.426
UNC-Greensboro (1)	28	7	9	8	1	1	3	1	3	0	1	0	1	0	0	7	21	2	4	.402
UNC-Greensboro (2)	28	14	15	14	2	0	4	29	5	0	1	2	0	0	0	1	15	0	6	.427
NC Central	28	20	15	19	6	1	3	32	10	4	0	4	0	0	0	2	15	0	9	.444
Campbell	35	11	11	11	0	0	2	17	3	0	1	0	2	0	0	3	21	2	9	.423
NC Central	25	14	12	12	2	2	2	24	2	0	0	1	1	0	0	2	15	0	3	.429
Mt. St. Mary's (Md.)	28	10	15	8	4	1	2	27	2	0	0	0	0	0	0	1	15	0	5	.440
New Mexico State	27	11	10	10	1	0	2	17	2	4	0	0	0	0	0	0	15	0	3	.433
Florida International	28	6	10	6	2	1	2	20	4	0	0	0	0	0	0	1	21	2	6	.427
Stetson	26	7	8	5	2	0	0	10	7	3	0	0	1	2	0	1	21	0	8	.418
New Mexico State	22	10	9	10	1	0	2	16	4	2	1	1	0	1	0	2	15	1	4	.417
Stetson	25	15	14	15	3	1	1	22	4	3	0	1	0	0	0	2	15	1	5	.426
Pittsburgh	34	8	13	8	1	1	2	22	3	0	0	1	0	0	0	8	21	0	10	.423
Florida Atlantic	26	3	5	1	1	0	0	6	3	0	3	0	0	0	0	2	21	1	5	.410
Illinois State	31	5	11	3	1	0	1	15	0	2	0	0	0	0	0	9	21	0	7	.406
Coastal Carolina	22	12	7	10	0	1	2	15	4	0	0	1	0	0	0	4	15	0	3	.402
Florida Atlantic	29	7	9	6	0	0	0	9	7	0	0	2	0	0	0	3	21	0	10	.397
Florida (1)	23	1	3	1	2	0	0	5	1	0	0	0	1	0	0	7	18	0	4	.368
Florida (2)	24	1	3	1	0	0	1	6	1	0	0	0	1	0	0	4	18	3	4	.376
Florida (3)	32	4	8	3	1	0	1	12	5	0	1	2	0	2	0	7	27	0	8	.369
Eastern Kentucky	26	6	8	6	1	0	1	12	2	0	2	0	0	1	1	3	21	0	6	.367
Dayton (1)	23	3	6	3	1	0	1	10	0	0	0	0	0	1	0	6	21	3	3	.363
Dayton (2)	29	3	11	3	1	0	0	12	3	0	0	0	0	0	0	6	21	0	11	.364
Western Kentucky	29	1	7	1	0	1	0	6	6	2	0	1	1	1	1	3	27	1	12	.359
Alabama (1)	31	6	8	3	1	1	0	11	1	0	0	0	0	1	0	9	21	2	6	.355
Alabama (2)	28	4	10	4	2	0	0	12	1	0	4	0	1	0	0	5	21	2	9	.355
Alabama (3)	32	5	10	5	0	0	3	19	4	3	0	0	0	0	0	4	24	1	9	.353
Morehead State	22	13	10	11	1	1	3	22	8	0	3	0	1	0	0	2	15	1	6	.356
Tennessee (1)	24	1	3	1	0	0	1	6	1	0	0	0	2	0	0	10	18	0	5	.349
Tennessee (2)	29	13	13	13	1	0	4	26	2	0	0	0	0	0	0	2	15	1	3	.352
Tennessee (3)	24	2	3	2	0	1	1	8	3	0	0	0	0	0	0	0	13	3	4	.346
Georgia (1)	22	11	10	9	0	0	2	16	5	0	0	2	0	0	0	4	15	1	2	.349
Georgia (2)	33	8	12	8	3	0	1	18	6	1	2	0	1	0	0	5	21	2	11	.350
Georgia (3)	30	2	10	2	0	0	1	13	4	0	0	0	0	1	0	3	21	0	12	.349
Eastern Kentucky	30	12	14	11	3	0	4	29	3	0	2	0	1	0	0	1	15	0	7	.352
Auburn (1)	30	3	9	3	1	0	1	13	1	1	2	1	0	1	0	10	18	3	8	.351
Auburn (2)	24	2	4	2	0	0	1	7	2	0	0	0	1	0	0	4	18	5	4	.347
Auburn (3)	27	5	7	2	2	0	0	9	1	0	0	0	0	1	1	7	21	1	4	.345
Louisville	33	6	9	6	3	0	1	15	1	0	2	0	1	1	3	8	27	2	7	.343
LSU (1)	25	7	6	5	0	0	2	12	2	0	1	0	1	1	0	5	21	1	4	.340
LSU (2)	26	7	7	6	2	0	2	15	1	0	0	0	1	1	2	2	21	0	3	.339
LSU (3)	26	4	6	4	1	0	1	10	1	0	0	0	2	0	0	2	21	3	4	.337
Texas A&M (1)	28	5	8	4	0	0	1	11	5	0	2	0	1	0	0	4	21	0	8	.335
Texas A&M (2)	30	2	6	2	2	1	0	10	3	1	1	2	2	1	0	3	24	1	10	.332
Texas A&M (3)	30	5	11	3	0	1	1	16	2	0	2	1	0	0	1	5	21	3	7	.333
South Carolina (1)	24	4	8	4	4	0	0	12	3	0	1	0	0	1	0	3	21	1	6	.333
South Carolina (2)	25	6	8	6	1	0	1	12	3	0	0	0	1	1	1	2	21	0	7	.333
South Carolina (3)	31	3	8	3	1	0	1	12	1	0	0	0	0	0	0	3	24	1	7	.331
Georgia	25	3	9	3	3	0	1	15	0	0	0	1	0	0	1	2	21	0	5	.332
Alabama	27	1	5	0	2	0	0	7	1	0	1	1	1	0	0	15	18	0	7	.329



# 2021 KENTUCKY SOFTBALL | WEEK 15 | NCAA REGIONALS

## 2021 HOME RUN TRACKER

#	Player	Game#	Date	Opp.	Pitcher	On-base	Inning	Outs	Count	Score	Final
1.	Erin Coffel (1)	1	Feb 12	at Samford	Barnett	0...	5	1	2-1	3-0	W, 4-0
2.	Miranda Stoddard (1)	2	Feb 12	at Samford	Gillespie	..2.	1	1	2-2	0-0	W, 15-3
3.	Mallory Peyton (1)	2	Feb 12	at Samford	DeCelles	0...	1	1	0-0	3-0	W, 15-3
4.	Grace Baalman (1)	2	Feb 12	at Samford	DeCelles	..1.	1	2	1-0	4-0	W, 15-3
5.	Kayla Kowalik (1)	2	Feb 12	at Samford	M. Robertson	..1.	1	2	0-2	6-0	W, 15-3
6.	Autumn Humes (1)	3	Feb 13	at Samford	DeCelles	..1.	4	0	2-1	7-8	W, 12-9
7.	Mallory Peyton (2)	3	Feb 13	at Samford	DeCelles	* 0...	5	0	1-2	11-8	W, 12-9
8.	Mallory Peyton (3)	4	Feb 19	at UNC Greensboro	M. Scott	..1.	5	2	2-0	3-0	W, 7-2
9.	Miranda Stoddard (2)	4	Feb 19	at UNC Greensboro	M. Scott	0...	5	2	0-1	5-0	W, 7-2
10.	Rylea Smith (1)	4	Feb 19	at UNC Greensboro	A. Rodriguez	0...	6	1	1-0	6-0	W, 7-2
11.	Renee Abernathy (1)	5	Feb 19	at UNC Greensboro	H. Stiltner	* 0...	2	0	1-1	0-0	W, 14-4
12.	Autumn Humes (2)	5	Feb 19	at UNC Greensboro	A. Varga	...3	2	2	2-2	5-0	W, 14-4
13.	Erin Coffel (2)	5	Feb 19	at UNC Greensboro	A. Varga	..1.	3	1	0-0	9-3	W, 14-4
14.	Renee Abernathy (2)	5	Feb 19	at UNC Greensboro	A. Varga	* 0...	4	0	0-0	11-3	W, 14-4
15.	Kayla Kowalik (2)	6	Feb 20	vs NC Central	BARR,J.	..1.	5	0	1-2	8-1	W, 20-1
16.	Erin Coffel (3)	6	Feb 20	vs NC Central	BARR,J.	0...	5	0	0-0	10-1	W, 20-1
17.	Renee Abernathy (3)	6	Feb 20	vs NC Central	BARR,J.	..1.	5	0	1-0	12-1	W, 20-1
18.	Miranda Stoddard (3)	7	Feb 20	at CAMPBELL	HOWALD, K	...3	7	1	2-2	4-1	W, 11-3
19.	Grace Baalman (2)	7	Feb 20	at CAMPBELL	HOWALD, K	0...	7	1	2-1	8-1	W, 11-3
20.	Grace Baalman (3)	8	Feb 21	vs NC Central	HURLEY,K.	...3.	4	1	0-0	8-0	W, 14-0
21.	Kayla Kowalik (3)	8	Feb 21	vs NC Central	HURLEY,K.	..2.	4	2	0-0	11-0	W, 14-0
22.	Kayla Kowalik (4)	9	Feb 21	vs Mt. St. Mary's	NEUHART	..2.	2	2	0-1	0-0	W, 10-0
23.	Erin Coffel (4)	9	Feb 21	vs Mt. St. Mary's	BOWMAN	..1.	4	0	0-1	5-0	W, 10-0
24.	Erin Coffel (5)	10	Feb 26	vs. NM State	De La Torre	..2.	2	2	0-0	2-0	W, 11-1
25.	Erin Coffel (6)	10	Feb 26	vs. NM State	Rivas, C.	..2.	4	2	1-0	5-0	W, 11-1
26.	Erin Coffel (7)	11	Feb 26	vs. Florida Int'l	LINNEMAN, B	..1.	3	1	0-1	0-0	W, 6-5
27.	Miranda Stoddard (4)	11	Feb 26	vs. Florida Int'l	LINNEMAN, B	* 0...	5	0	0-0	2-3	W, 6-5
28.	Miranda Stoddard (5)	13	Feb 27	vs .NM State	Faapito, M.	* 0...	2	0	1-2	1-0	W, 10-1
29.	Kayla Kowalik (5)	13	Feb 27	vs. NM State	Patane, L.	..1.	5	2	2-2	8-1	W, 10-1
30.	Erin Coffel (8)	14	Feb 28	vs. Stetson	HOBBS	..1.	4	0	1-0	13-0	W, 15-0
31.	Erin Coffel (9)	15	Mar 04	vs Pitt	B. Miller	..1.	1	0	1-1	0-0	W, 8-1
32.	Autumn Humes (3)	15	Mar 04	vs Pitt	D. Drogemull	* 0...	7	0	1-2	7-1	W, 8-1
33.	Autumn Humes (4)	17	Mar. 5	vs Illinois State	Day, M.	..1.	6	2	1-1	2-3	W, 5-4
34.	Mallory Peyton (4)	18	Mar. 7	vs Coastal Carolina	BeasleyPolko	..1.	1	2	1-2	0-2	W, 12-3
35.	Mallory Peyton (5)	18	Mar. 7	vs Coastal Carolina	BeasleyPolko	..2.	3	1	1-0	2-3	W, 12-3
36.	Grace Baalman (5)	21	Mar 13	at Florida	Lugo	0...	2	2	2-0	0-0	L, 1-3
37.	Erin Coffel (10)	22	Mar 14	at Florida	Hightower	..1.	1	2	2-2	0-0	W, 4-2
38.	Mallory Peyton (6)	23	Mar 16	vs. ECU	Peterson	..2.	4	2	1-2	3-3	W, 6-3
39.	Mallory Peyton (7)	24	Mar 20	vs. Dayton	BULLIS	0...	6	0	3-0	2-1	W, 3-1
40.	Erin Coffel (11)	29	Mar 29	Alabama	Fouts	..1.	6	1	0-0	0-4	W, 5-4
41.	Renee Abernathy (4)	29	Mar 29	Alabama	Kilfoyl	* 0...	7	0	3-2	2-4	W, 5-4
42.	Rylea Smith (2)	29	Mar 29	Alabama	Kilfoyl	0...	7	0	0-1	3-4	W, 5-4
43.	Grace Baalman (6)	30	Mar 31	Morehead State	ALINCIC, C.	..1.	2	2	1-1	7-0	W, 13-1
44.	Erin Coffel (12)	30	Mar 31	Morehead State	PERKINS, K.	0...	3	2	3-2	9-0	W, 13-1
45.	Meeke Harrison (1)	30	Mar 31	Morehead State	PERKINS, K.	..1.	3	2	2-0	10-0	W, 13-1
46.	Kayla Kowalik (6)	31	Apr 02	at Tennessee	A. Rogers	0...	3	1	1-1	0-1	L, 1-6
47.	Erin Coffel (13)	32	Apr 03	at Tennessee	S. Bender	..1.	1	1	1-0	0-0	W, 13-2
48.	Erin Coffel (14)	32	Apr 03	at Tennessee	B. McCachren	..2.	3	0	3-2	3-0	W, 13-2
49.	Renee Abernathy (5)	32	Apr 03	at Tennessee	B. McCachren	..1.	3	2	1-0	6-0	W, 13-2
50.	Rylea Smith (3)	32	Apr 03	at Tennessee	A. Hazlewood	..2.	4	0	1-0	8-1	W, 13-2
51.	Kayla Kowalik (7)	33	Apr 04	at Tennessee	A. Rogers	* 0...	6	0	1-1	1-5	L, 2-6
52.	Renee Abernathy (6)	34	Apr 11	Georgia	Avant	..1.	2	2	1-2	0-0	W, 11-3
53.	Erin Coffel (15)	34	Apr 11	Georgia	Avant	..2.	3	1	1-0	2-1	W, 11-3
54.	Kayla Kowalik (8)	35	Apr 11	Georgia	Kerpics	* 0...	1	0	0-2	0-0	L, 8-9
55.	Kayla Kowalik (9)	36	Apr 12	Georgia	Avant	* 0...	3	0	0-0	0-5	L, 2-5
56.	Renee Abernathy (7)	37	Apr 14	at Eastern Kentucky	YOUNG, K.	..1.	1	2	1-1	1-0	W, 12-4
57.	Tatum Spangler (1)	37	Apr 14	at Eastern Kentucky	YOUNG, K.	..2.	2	1	0-0	3-3	W, 12-4
58.	Renee Abernathy (8)	37	Apr 14	at Eastern Kentucky	YOUNG, K.	* 0...	3	0	0-1	6-3	W, 12-4
59.	Kayla Kowalik (10)	37	Apr 14	at Eastern Kentucky	REYNOSO, S.	* 0...	5	0	1-0	10-3	W, 12-4
60.	Renee Abernathy (9)	38	Apr 16	at Auburn	S. Lowe	* 0...	4	0	1-0	1-4	L, 3-5
61.	Kayla Kowalik (11)	39	Apr 17	at Auburn	M. Penta	..1.	5	2	0-1	0-4	L, 2-4
62.	Erin Coffel (16)	41	Apr. 21	Louisville	Roby	* 0...	2	0	3-2	1-1	W, 6-5
63.	Renee Abernathy (10)	42	Apr 23	LSU	Kilponen	...3	5	1	0-1	2-5	W, 7-5
64.	Mallory Peyton (8)	42	Apr 23	LSU	Kilponen	0...	5	2	0-0	6-5	W, 7-5
65.	Kayla Kowalik (12)	43	Apr 25	LSU	Sunseri	* 0...	1	0	2-1	0-3	L, 7-10
66.	Mallory Peyton (9)	43	Apr 25	LSU	Sunseri	0...	2	1	1-2	1-3	L, 7-10
67.	Miranda Stoddard (6)	44	Apr 25	LSU	Kilponen	* 0...	7	0	0-1	3-10	L, 4-10
68.	Autumn Humes (5)	45	Apr 30	at Texas A&M	HERZOG	0...	3	2	3-1	3-0	W, 5-1
69.	Miranda Stoddard (7)	47	May 2	at Texas A&M	HERZOG	* 0...	7	0	0-0	4-1	W, 5-1
70.	Mallory Peyton (10)	49	May 08	South Carolina	K. Ochs	..1.	4	2	0-0	4-3	W, 6-3
71.	Mallory Peyton (11)	50	May 08	South Carolina	L. Powell	0...	8	1	2-0	2-2	W, 3-2
72.	Miranda Stoddard (8)	51	May 12	Georgia	Avant	* 0...	5	0	1-0	3-0	W, 3-0

<b>Solo</b>	<b>2-Run</b>	<b>3-Run</b>	<b>Grand Slams</b>	<b>Total Runs from Homers</b>
33	24	13	2	128





# RACHEL LAWSON

## HEAD COACH - 14TH SEASON - ALL-TIME WINNINGEST HEAD COACH AT UK

When Rachel Lawson was named head coach of the University of Kentucky softball team in July 2007 she saw a program poised for success. She knew athletics director Mitch Barnhart and the rest of UK's administration would give her unwavering support, and most importantly she knew the Big Blue Nation would provide the home-field advantage necessary for her team to compete in the Southeastern Conference.

Entering her 14th season as UK's head coach in 2021, Lawson's vision for the UK softball program has become a realization. The winningest head coach in program history has not only lead UK to its first-ever appearance in the Women's College World Series, seven NCAA Super Regionals the last nine seasons, including a program-best 50 wins in 2014, but UK's administration come through on their promise and commitment to softball by providing Lawson with one of the nation's greatest collegiate softball facilities in the \$9.5 million John Cropp Stadium.

She became the first coach in program history to eclipse 400 wins at Kentucky against Utah on Feb. 15 in a 13-2 win over Utah at the inaugural ESPN St. Pete/Clearwater Elite Invitational Presented by Wilson.

In 2014, Lawson guided Kentucky to the Women's College World Series behind 50 wins. The Wildcats also set single-season records in at-bats, runs scored, doubles, home runs, RBI, total bases, walks, fielding percentage, putouts, lowest ERA and strikeouts. UK, which advanced to the program's first SEC Tournament Championship, started the season with a program-best 12 straight wins.

Six of the last seven full seasons, Lawson has led the Wildcats to a national seed in the NCAA Tournament. The school's first-ever national seed was in 2013 - and UK hosted an NCAA Regional for the first time ever. Kentucky, which has made the NCAA Tournament each of the last 11 seasons, is one of just 18 schools nationally to claim that honor.

In 2019, Kentucky had one of its best offensive seasons ever - setting the school record for runs scored, batting average, on-base percentage, slugging and trying the program best with 71 home runs. Abbey Cheek was named the 2019 SEC Player of the Year, becoming the first player under Lawson to win a conference Player of the Year honor. Additionally, UK made its third-straight NCAA Super Regional and swept its way through the Lexington Regional for a third-straight season.

She guided the Wildcats to a run-rule sweep of the 2018 NCAA Lexington Regional, as the Wildcats became just the third team in NCAA history to run rule all three games of a regional. Kentucky beat Illinois-Chicago 10-1 in the opening round, shutout Notre Dame 10-0 in the 1-0 game and then ended the weekend with a 9-1 win over the Fighting Irish to book UK's sixth ticket to the NCAA Super Regionals.

Lawson helped guide Kentucky to its best regular season in program history in 2016, winning 43 games in the regular season, ending with a No. 9 national seed in the NCAA Tournament, a new program best. The Wildcats earned the right to host the NCAA Tournament for the third time in the last four seasons at John Cropp Stadium in Lexington. Lawson was named the 2016 SEC Coach of the Year, and joined Kelsey Nunley (SEC Pitcher of the Year) as the first two Kentucky winners of those awards.

The 2016 team finished with some of the best pitching numbers in program history, setting school records in the circle for lowest team ERA (1.71), lowest opponent batting average (.191), fewest runs allowed (130), fewest earned runs allowed (98), fewest hits allowed (280) and fewest doubles allowed (44)

Lawson has won 524 career games at the head of the dugout and has coached four National Fastpitch Coaches Association All-Americans in the last 10 years. Abbey Cheek became the first unanimous All-American in program history in 2019 after the most prolific offensive season in Kentucky annals. In 2016, senior pitcher Kelsey Nunley became the second All-American in program history (Molly Johnson, 2nd Team), and the first to be named to the First Team. That was followed by Katie Reed in the 2018 season, who was named to the third team.



Now sitting at 524-360 in her 12 seasons at Kentucky, Lawson is the winningest head coach in school history and already has more wins in SEC play than UK had all told as a program when she took over in 2007. UK finished the 2014 season ranked sixth in both national listings for its best final ranking ever. In 2013, Kentucky was ranked in the top 14 of both collegiate softball rankings for the second time in school history with nine wins over ranked teams. In her 12 seasons at Kentucky, Lawson has defeated over 100 ranked foes, including 53 wins vs. top-10 teams and 29 against top-five teams.

Lawson's 2013 squad set the stage for the 2014 run to the Women's College World Series, setting several school records, including a then-program record 41 wins. All told, Lawson has directed the Wildcats to 30 or more victories in 11-straight seasons, which also resonates as a program record. In her 12 years with Kentucky, Lawson has helped UK players earn 50 All-SEC honors and 29 SEC Player of the Week honors.

Lawson's impact on the UK program is obvious, but her ability to develop players sometimes gets overshadowed by her impressive credentials in handling the day-to-day running of a program. Lawson, who serves as the pitching coach for the Wildcats, has guided three different pitchers to throw no-hitters against top-25 teams in just the last seven seasons alone. In all, UK has 17 career no-hitters - all of which have come under Lawson's tenure - including two perfect games.

Kentucky's 2012 season was highlighted by an impressive second-half surge with upsets of 12 ranked opponents, a then Lawson-best fifth place finish in SEC action, a program-record six captured conference series and a senior class who became the first class in school history to tally a .500 record or better in each of their four seasons of play.

In 2011, Lawson directed the Wildcats to their first NCAA Super Regional appearance and finished the season ranked No.12 in the country. The 2011 team earned a 40-16 overall record to set a new single-season standard for wins in a season before Lawson's 2013 team posted 41. UK appeared in the national rankings for a school-record 14 consecutive weeks, defeated 12 top-25 ranked opponents, captured five SEC series and became a national story with a dramatic postseason run which included a seventh-inning rally



# RACHEL LAWSON, CONT.

to knock off the nation's No. 2 team in Michigan in Ann Arbor to advance to Super Regionals.

The 2011 Wildcats shattered 12 single-season UK records, including home runs (65), RBI (275) and batting average (.275). Individually, the Wildcats had a school-record five players earn National Fastpitch Coaches Association All-Region honors in Meagan Aull, Cervantes, Kara Dill, Riley and Megan Yocke. Following the end of the impressive 2011 season, Lawson was rewarded with a five-year contract extension keeping her at the helm of the Wildcat program through 2016. That contract has been extended several times since, including June of 2014, which keeps Lawson in UK blue through the 2020 season.

Lawson became just the third head coach in the history of the Kentucky softball program after spending three seasons at Western Kentucky. She also served as an assistant coach at Maryland from 1996-2002 and was the associate head coach of the Philadelphia Force professional team in 2006.

Lawson tallied a record of 92-84 (.523) during her tenure with the Hilltoppers. In her first season at WKU, she led the Toppers to a spot in the Sun Belt Conference Tournament championship game. Picked to finish last in the preseason poll, WKU tied for second in the conference standings after setting a school record with 12 Sun Belt victories. The Billings, Mont., native led WKU to a 33-24 record in 2005 and reached the 30-win plateau again in 2007.

Lawson and the Hilltoppers battled nine NCAA Regional participants in 2006, including four teams ranked in the top 25, while finishing third in the Sun Belt regular-season play. She guided the squad to wins over perennial powers Long Beach State, South Florida, Mississippi Valley, as well as No. 13 Louisiana-Lafayette and No. 21 Louisville. In fact, then-freshman pitcher Ryan Rogge tossed the school's third no hitter against the Ragin' Cajuns in WKU's 8-0 victory.

The win handed UL its first run-rule defeat in an SBC contest. Three Hilltoppers - Lathrop, Rolfs and Rogge - each earned SBC Player- and Pitcher-of-the-Week honors throughout the season, as Rolfs and outfielder Alana Towns notched all-conference honors.

Lawson was a two-time all-conference player at Massachusetts, where she was part of a program that advanced to the 1992 Women's College World Series, and has seven years experience as an assistant coach at Maryland.

During her four-year career at UMass, Lawson helped the Minutewomen post a combined record of 142-68 (67.6 percent) including a 39-3 (92.9 percent) Atlantic 10 mark. In addition to the 1992 WCWS appearance, she was a part of squads that also advanced to the NCAA Tournament her freshman season, won three A-10 Tournament titles and claimed the league regular-season championship four straight years.

Lawson was honored individually for her accomplishments on and off the field. She was both an All-Conference and All-Atlantic 10 Tournament performer in 1992 and 1994, and was also named to the A-10 Academic all-conference squad following each of her final two seasons.

Lawson joined the Maryland staff in 1996 and helped the Terrapins post six winning seasons in her seven years in College Park. Her responsibilities included recruiting, scheduling, organizing practice and travel, as well as running camps and clinics. In 1999, Lawson and company were selected the National Fastpitch Coaches Association Mid-Atlantic Coaching Staff of the Year after leading the Terrapins to a 51-23 record, their first ACC regular-season title and the championship game of the NCAA Region II Tournament.

During her time at Maryland, Lawson helped eight individuals earn NFCA all-region accolades -- with an All-America honoree in 1999 -- and nine players collected all-conference honors.

A 1994 graduate of Massachusetts with a degree in exercise science, Lawson also earned her master's degree in sports management from UMass in 1998. She is the daughter of Elaine and Gerald Lawson and has 11 siblings.

Before Lawson	Kentucky	During Lawson
11	Seasons	14
1	Winning Seasons	13
242 (.373)	Wins. (Pct.)	491 (.656)
64	SEC Wins	155
11	Wins vs. Top 25	113
0	NCAA Tournaments	11
0	Super Regionals	7
0	WCWS	1
4	All-SEC Honors	54
94	SEC Academic Honor Roll Honorees	171

## LAWSON YEAR-BY-YEAR AS HEAD COACH

Year	Team	Overall Record	Conference Record
2005	Western Kentucky	33-24	11-8
2006	Western Kentucky	29-28	8-7
2007	Western Kentucky	30-32	11-13
2008	Kentucky	17-37	3-25
2009	Kentucky	34-23	13-14
2010	Kentucky	32-27	13-15
2011	Kentucky	40-16	14-9
2012	Kentucky	30-30	15-13
2013	Kentucky	41-21	13-11
2014	Kentucky	50-19	13-11
2015	Kentucky	32-26	5-19
2016	Kentucky	46-14	17-7
2017	Kentucky	39-19	12-12
2018	Kentucky	35-21	8-15
2019	Kentucky	36-24	14-10
2020	Kentucky	20-4	2-1 (COVID-19)
2021	Kentucky	39-13	13-11
<b>Total</b>	<b>17 Seasons</b>	<b>583-377</b>	<b>224-201</b>
	<b>At Kentucky (14 years)</b>	<b>491-292</b>	<b>154-171</b>
	At WKU	92-84	30-31

**2008-Present:** Kentucky, Head Coach  
**2005-07:** Western Kentucky, Head Coach  
**1996-2002:** Assistant Coach, Maryland



# LAWSON VS. ALL OPPONENTS

Team	Total	At UK	At WKU	Team	Total	At UK	At WKU
Akron	1-1	--	1-1	Missouri-Kansas City	1-0	1-0	--
Alabama	10-23	10-22	0-1	Mt. St. Mary's (MD)	1-0	--	1-0
Albany	1-0	1-0	--	Morehead State	7-0	7-0	--
Arizona	1-0	1-0	--	Murray State	4-0	4-0	--
Arizona State	2-5	2-5	--	New Mexico	1-0	1-0	--
Arkansas	17-13	16-13	1-0	New Mexico St.	6-4	3-2	3-2
Auburn	12-22	12-22	--	Nicholls State	1-0	1-0	--
Austin Peay	10-1	4-0	6-1	North Carolina	2-0	2-0	--
Ball State	1-0	1-0	--	N.C. Central	2-0	--	2-0
Baylor	0-1	0-1	--	N.C. State	3-2	2-1	1-1
Belmont	4-0	--	4-0	North Dakota State	2-0	2-0	--
Bethune-Cookman	1-0	1-0	--	Northern Kentucky	3-0	3-0	--
Boise State	1-0	1-0	--	North Florida	2-0	2-0	--
Bradley	1-1	1-0	0-1	Northern Illinois	2-0	2-0	--
Brigham Young	1-1	1-1	--	North Texas	9-4	--	9-4
Buffalo	0-1	--	0-1	Northwestern	1-0	1-0	--
Butler	2-0	2-0	--	Notre Dame	5-0	5-0	--
California	4-4	4-4	--	Ohio	9-1	8-0	1-0
Cal State Fullerton	3-0	3-0	--	Ohio State	3-3	2-3	--
Cal Poly	1-0	1-0	--	Oklahoma	1-3	1-3	--
Canisius	1-0	1-0	--	Oklahoma State	0-1	0-1	--
Campbell	1-0	--	1-0	Ole Miss	18-9	18-9	--
Centenary	1-0	1-0	--	Oregon	4-5	4-5	--
Central Florida	2-2	2-2	--	Oregon State	2-1	2-1	--
Central Michigan	1-0	1-0	--	Penn State	2-0	2-0	--
Coastal Carolina	1-0	0-0	--	Pacific	1-0	1-0	--
Colorado State	1-1	1-0	0-1	Pittsburgh	3-2	3-2	--
Connecticut	2-1	2-1	--	Portland State	0-1	0-1	--
Dayton	4-0	4-0	--	Purdue	2-1	2-0	0-1
DePaul	5-2	5-2	--	Radford	1-0	1-0	--
Detroit Mercy	2-0	2-0	--	Sam Houston State	1-0	1-0	--
Drexel	1-0	1-0	--	Santa Clara	1-0	1-0	--
Duke	1-0	--	1-0	San Diego	1-0	1-0	--
Eastern Illinois	2-0	2-0	--	San Diego State	6-1	5-1	1-0
Eastern Kentucky	17-2	15-0	2-2	Samford	4-0	4-0	--
Eastern Michigan	0-1	--	0-1	SE Missouri St.	4-0	2-0	2-0
Evansville	4-1	3-0	1-1	South Alabama	2-1	--	2-1
Fairfield	1-0	1-0	--	South Carolina	25-10	--	--
Florida	9-22	9-22	--	South Dakota	1-0	1-0	--
Florida A&M	4-0	4-0	--	South Florida	3-2	1-0	2-2
Florida Atlantic	9-3	9-0	0-3	Southern Illinois	4-0	4-0	--
Florida Int.	9-5	3-0	6-5	SIUE	2-0	2-0	--
Florida State	2-2	2-2	--	Stanford	1-1	1-1	--
Georgetown	1-0	1-0	--	Stephen F. Austin	2-0	2-0	--
Georgia	8-29	8-26	0-3	Stetson	4-0	4-0	--
Georgia State	0-1	0-1	--	St. Francis (Pa.)	1-0	1-0	--
Georgia Southern	4-1	4-1	--	St. John's	1-0	--	1-0
Georgia Tech	1-2	1-2	--	St. Louis	1-0	1-0	--
George Washington	1-0	1-0	--	Syracuse	1-0	1-0	--
Harvard	1-0	1-0	--	Tennessee	9-23	9-23	0-2
Hawaii	1-2	1-2	--	Tennessee-Chatt.	4-1	3-1	1-0
Hofstra	1-0	1-0	--	Tennessee-Martin	2-1	1-0	1-1
Houston	1-1	1-1	--	Tennessee State	5-1	--	5-1
Howard	1-0	1-0	--	Tennessee Tech	4-0	4-0	--
Illinois	4-1	4-1	--	Texas	2-1	2-1	--
Illinois-Chicago	2-0	1-0	--	Texas A&M	11-7	11-7	--
Illinois State	3-3	2-0	1-3	Texas A&M-CC	0-1	0-1	--
Indiana	8-3	6-2	2-1	Texas State	1-0	1-0	--
Indiana State	0-1	--	0-1	Texas Tech	1-2	1-2	--
Iowa	0-1	0-1	--	Toledo	3-0	3-0	--
IPFW	1-0	1-0	--	Troy	2-6	--	2-6
IUPUI	2-1	1-0	1-1	UAB	0-2	0-2	--
Jacksonville	2-0	--	2-0	UC Davis	2-0	2-0	--
Jacksonville State	2-0	2-0	--	UC Riverside	1-0	1-0	--
James Madison	2-1	2-0	0-1	UCLA	3-7	3-7	--
Kansas	2-1	2-1	--	UNC-Wilmington	0-1	--	0-1
Kent State	5-1	5-1	--	UNC-Charlotte	0-1	0-1	--
Kentucky	2-4	--	2-4	UNC-Greensboro	2-0	--	2-0
Kennesaw State	0-1	0-1	--	UNLV	1-0	1-0	--
La.-Lafayette	4-12	1-2	3-10	USC Upstate	1-0	1-0	--
La.-Monroe	3-0	--	3-0	Utah	3-2	3-2	--
Lehigh	1-0	1-0	--	Valparaiso	1-0	1-0	--
Louisiana Tech	2-0	2-0	--	Virginia	1-1	--	1-1
Liberty	2-0	2-0	--	Virginia Tech	4-3	4-2	0-1
Lipscomb	6-3	2-1	4-2	Wagner Coll.	1-0	--	1-0
Long Beach St.	4-1	3-1	1-0	Washington	1-4	1-3	0-1
LIU-Brooklyn	2-0	2-0	--	Western Carolina	1-0	1-0	--
Louisville	11-16	9-13	2-3	Western Illinois	1-1	0-1	1-0
LSU	15-22	15-20	0-2	Western Kentucky	9-2	9-2	--
Loyola Marymount	3-0	2-0	1-0	Western Michigan	4-0	4-0	--
Loyola-Chicago	1-0	1-0	--	Wichita State	1-1	1-1	--
Marshall	9-0	9-0	--	Winthrop	2-3	1-0	1-3
Maryland	2-1	2-1	--	Wright State	6-0	3-0	3-0
Memphis	2-1	2-1	--	<b>Totals</b>	<b>583-377</b>	<b>491-290</b>	<b>92-84</b>
Miami (Ohio)	5-1	5-0	0-1				
Michigan	3-6	3-5	0-1				
Michigan State	1-1	--	1-1				
Middle Tenn. St.	14-3	6-0	8-3				
Minnesota	2-1	2-1	--				
Missouri	8-7	8-7	--				
Mississippi St.	21-10	21-9	0-1				
MS Valley State	3-0	1-0	2-0				



# CAREER RECORDS

## Games Played

1. Leslie Kwiatkowski	254	(1998-2001)
2. Tiffany Kruse	252	(1998-2001)
3. Griffin Joiner	249	(2012-2015)
Christian Stokes	249	(2013-2016)
5. Sylver Samuel	244	(2013-2016)
6. Nikki Sagermann	242	(2013-2016)
7. Andy Eilertson	239	(1999-2002)
8. Lauren Cumbess	236	(2011-2014)
Maisie Steed	236	(2013-2016)
10. Emily Jolly	235	(2011-2014)

## HITTING

### Hits

1. Leslie Kwiatkowski	285	(1998-2001)
2. Nikki Jones	268	(2000-2003)
3. Molly Johnson	264	(2007-2010)
4. Katie Reed	256	(2016-2019)
5. Lyndsey Angus	239	(2000-2003)
6. Abbey Cheek	228	(2016-2019)
7. Tiffany Kruse	224	(1998-2001)
Natalie Smith	224	(2007-2010)
9. Griffin Joiner	212	(2012-2015)
10. Meagan Aull	211	(2008-2011)

### Runs Batted In

1. Abbey Cheek	202	(2016-2019)
2. Alex Martens	181	(2017-2020)
3. Brittany Cervantes	161	(2009-2012)
<b>4. Mallory Peyton</b>	<b>147</b>	<b>(2018-2021)</b>
5. Griffin Joiner	143	(2012-2015)
6. Leslie Kwiatkowski	137	(1998-2001)
7. Molly Johnson	135	(2007-2010)
8. Jenny Schaper	122	(2016-2019)
9. Nikki Sagermann	121	(2013-2016)
10. Katie Reed	118	(2016-2019)
Lauren Cumbess	118	(2011-2014)
Tiffany Kruse	118	(1998-2001)

### Batting Average (min. 200 at bats)

1. Molly Johnson	.389	(2007-2010)
2. Nikki Jones	.365	(2000-2003)
3. Lyndsey Angus	.360	(2000-2003)
4. Leslie Kwiatkowski	.351	(1998-2001)
5. Katie Reed	.345	(2016-2019)
Abbey Cheek	.345	(2016-2019)
7. Alex Martens	.323	(2017-2020)
8. Kara Dill	.330	(2010-2013)
9. Natalie Smith	.329	(2007-2010)
10. Abbey Cheek	.324	(2016-Pres.)

### Doubles

1. Molly Johnson	56	(2007-2010)
2. Leslie Kwiatkowski	47	(1998-2001)
3. Lyndsey Angus	44	(2000-2003)
4. Brittany Cervantes	42	(2009-2012)
Tiffany Kruse	42	(1998-2001)
Griffin Joiner	42	(2012-2015)
7. Katie Reed	41	(2016-2019)
Alex Martens	41	(2017-2020)
9. Angie Del Pozzo	38	(1999-2002)
10. Lauren Cumbess	37	(2011-2014)

### Triples

1. Leslie Kwiatkowski	20	(1998-2001)
-----------------------	----	-------------

<b>2. Kayla Kowalik</b>	<b>19</b>	<b>(2019-Pres.)</b>
3. Tiffany Kruse	18	(1998-2001)
4. Nikki Jones	12	(2000-2003)
5. Meghan Cooper	10	(2002-2006)
Angie Del Pozzo	10	(1999-2002)
Molly Johnson	10	(2007-2010)
Megan Yocke	10	(2008-2011)
9. Kara Dill	9	(2010-2013)
Jessica Nance	9	(2002-2005)
Natalie Smith	9	(2007-2010)

### Walks

1. Griffin Joiner	131	(2012-2015)
2. Megan Yocke	122	(2008-2011)
Nikki Sagermann	122	(2013-2016)
4. Brittany Cervantes	118	(2009-2012)
5. Abbey Cheek	116	(2016-2019)
6. Lyndsey Angus	98	(2000-2003)
7. Destinee Mordecai	89	(2007-2010)
8. Maisie Steed	84	(2013-2016)
9. Brooke Marnitz	77	(2004-2007)
10. Alex Martens	75	(2017-2020)

### At-Bats

1. Leslie Kwiatkowski	811	(1998-2001)
2. Tiffany Kruse	764	(1998-2001)
3. Katie Reed	741	(2016-2019)
4. Nikki Jones	734	(2000-2003)
5. Griffin Joiner	700	(2012-2015)
6. Meagan Aull	691	(2008-2011)
7. Natalie Smith	681	(2007-2010)
8. Molly Johnson	678	(2007-2010)
9. Christian Stokes	676	(2013-2016)
10. Angie Del Pozzo	664	(1999-2002)
Andy Eilertson	664	(1999-2002)

### Runs Scored

1. Abbey Cheek	173	(2016-2019)
2. Molly Johnson	161	(2007-2010)
<b>3. Kayla Kowalik</b>	<b>153</b>	<b>(2019-Pres.)</b>
4. Katie Reed	148	(2016-2019)
5. Leslie Kwiatkowski	145	(1998-2001)
6. Brittany Cervantes	139	(2009-2012)
7. Nikki Jones	138	(2000-2003)
Lyndsey Angus	136	(2000-2003)
9. Megan Yocke	136	(2008-2011)
10. Christian Stokes	125	(2013-2016)

### Home Runs

1. Abbey Cheek	61	(2016-2019)
2. Brittany Cervantes	48	(2009-2012)
<b>3. Mallory Peyton</b>	<b>42</b>	<b>(2018-Pres.)</b>
4. Griffin Joiner	35	(2012-2015)
Molly Johnson	35	(2007-2010)
6. Nikki Sagermann	34	(2013-2016)
Alex Martens	34	(2017-2020)
8. Brooke Marnitz	31	(2004-2007)
9. Katie Campbell	30	(2004-2007)
10. Jenny Schaper	28	(2016-2019)

### Slugging Pct. (min. 200 at bats)

1. Abbey Cheek	.678	(2016-2019)
2. Molly Johnson	.656	(2007-2010)
<b>3. Mallory Peyton</b>	<b>.643</b>	<b>(2018-Pres.)</b>
4. Alex Martens	.583	(2017-2020)

5. Brittany Cervantes	.577	(2009-2012)
6. Brooke Marnitz	.575	(2004-2007)
7. Nikki Sagermann	.523	(2013-Pres.)
8. Griffin Joiner	.519	(2012-2015)
9. Leslie Kwiatkowski	.518	(1998-2001)
Megan Yocke	.518	(2008-2011)

### Total Bases

1. Abbey Cheek	454	(2016-2019)
2. Molly Johnson	445	(2007-2010)
3. Leslie Kwiatkowski	420	(1998-2001)
4. Brittany Cervantes	370	(2009-2012)
5. Katie Reed	367	(2016-2019)
6. Griffin Joiner	363	(2012-2015)
7. Alex Martens	341	(2017-2020)
8. Lyndsey Angus	338	(2000-2003)
9. Tiffany Kruse	323	(1998-2001)
10. Megan Yocke	322	(2008-2011)

### Stolen Bases

1. Sylver Samuel	84	(2013-2016)
2. Leslie Kwiatkowski	82	(1998-2001)
3. Meagan Aull	71	(2008-2011)
4. Beth Fogel	70	(1999-2002)
5. Molly Johnson	66	(2007-2010)
6. Jessica Nance	64	(2002-2005)
7. Kara Dill	57	(2010-2013)
Katie Reed	57	(2016-2019)
9. Bailey Vick	45	(2017-2020)
<b>Kayla Kowalik</b>	<b>45</b>	<b>(2019-Pres.)</b>

## FIELDING

### Fielding Pct. (min. 100 chances)

1. Jenny Schaper	.992	(2016-2019)
Griffin Joiner	.992	(2012-2015)
Megan Yocke	.992	(2008-2011)
4. Lauren Cumbess	.985	(2011-2014)
Jamie Dardis	.985	(2000-2002)
6. Maisie Steed	.984	(2013-2016)
7. Sam. DeMartine	.983	(2008-2011)
8. Lorie Horner	.982	(1997-2098)







# CAREER RECORDS

Katie Campbell	.982	(2004-2007)
10. Alli Eckman	.981	(2005-2007)

## Putouts

1. Griffin Joiner	1,557	(2012-2015)
2. Jenny Schaper	1,260	(2016-2019)
3. Megan Yocke	1,203	(2008-2011)
4. Megan Glenn	1,117	(2003-2006)
5. Maisie Steed	1,051	(2013-2016)
6. Sam. DeMartine	1,041	(2008-2011)
7. Andy Eilertson	1,038	(1999-2002)
8. Lauren Cumbess	931	(2011-2014)
9. Katie Campbell	664	(2004-2007)
10. Lyndsey Angus	662	(2000-2003)

## Assists

1. Angie Del Pozzo	552	(1999-2002)
2. Katie Reed	532	(2016-2019)
3. Christian Stokes	517	(2013-2016)
4. Molly Johnson	510	(2007-2010)
5. Abbey Cheek	486	(2016-2019)
6. Rachel Friberg	475	(2001-2004)
7. Meghan Cooper	452	(2002-2006)
8. Nikki Sagermann	450	(2013-2016)
9. Nikki Jones	416	(2000-2003)
10. Brittany Cervantes	374	(2009-2012)

## PITCHING

### Appearances

1. Kelsey Nunley	171	(2013-2016)
2. Keary Camunas	158	(1997-2000)
3. Chanda Bell	143	(2009-2012)
4. Amy Kendall	133	(2003-2006)
5. Meagan Prince	122	(2013-2017)
6. Jennifer Howland	105	(1999-2002)
7. Autumn Humes	100	(2018-Pres.)
8. Rachel Riley	97	(2009-2012)
9. Grace Baalman	97	(2018-Pres.)
10. Amber Matousek	90	(2007-2010)

## Innings Pitched

1. Kelsey Nunley	943.1	(2013-2016)
2. Keary Camunas	897.2	(1997-2000)
3. Chanda Bell	724.0	(2009-2012)
4. Amy Kendall	586.0	(2003-2006)
5. Meagan Prince	525.1	(2014-2017)
6. Rachel Riley	477.1	(2009-2012)
7. Jennifer Howland	476.2	(1999-2002)
8. Autumn Humes	447.0	(2018-Pres.)
9. Amber Matousek	442.0	(2007-2010)
10. Grace Baalman	387.0	(2018-Pres.)

## Games Started

1. Keary Camunas	137	(1997-2000)
2. Kelsey Nunley	117	(2013-2016)
3. Chanda Bell	105	(2009-2012)
4. Amy Kendall	84	(2003-2006)
5. Amber Matousek	77	(2007-2010)
6. Jennifer Howland	74	(1999-2002)
7. Meagan Prince	73	(2014-2017)
8. Autumn Humes	70	(2018-Pres.)
9. Morgan Marr	61	(2000-2002)
10. Grace Baalman	59	(2018-Pres.)

## ERA (min. 100 IP)

1. Kelsey Nunley	1.96	(2013-2016)
2. Meagan Prince	2.37	(2014-2017)
3. Keary Camunas	2.49	(1997-2000)
4. Chanda Bell	2.55	(2009-2012)
5. Rachel Riley	2.68	(2009-2012)
6. Shannon Smith	2.75	(2014-2016)
7. Lauren Cumbess	2.83	(2011-2014)
8. Autumn Humes	2.90	(2018-Pres.)
9. Grace Baalman	2.91	(2018-Pres.)
10. Jessica Trueblood	2.99	(2006)

## Opponent Batting Avg. (min. 250 batters faced)

1. Chanda Bell	.200	(2009-2012)
2. Shannon Smith	.202	(2014-2017)

3. Kelsey Nunley	.211	(2013-2016)
4. Lauren Cumbess	.215	(2011-2014)
5. Meagan Prince	.231	(2014-2017)
6. Gretchen Prugh	.238	(2004)
7. Grace Baalman	.246	(2018-Pres.)
8. Keary Camunas	.247	(1997-2000)
9. Autumn Humes	.250	(2018-Pres.)
10. Rachel Riley	.255	(2009-2012)

## Strikeouts

1. Chanda Bell	910	(2009-2012)
2. Kelsey Nunley	809	(2013-2016)
3. Keary Camunas	550	(1997-2000)
4. Meagan Prince	446	(2014-2017)
5. Autumn Humes	316	(2018-Pres.)
6. Amy Kendall	302	(2003-2006)
7. Grace Baalman	276	(2018-Pres.)
8. Rachel Riley	259	(2009-2012)
9. Lauren Cumbess	257	(2011-2014)
10. Amber Matousek	252	(2007-2010)

## Wins


1. Kelsey Nunley	92	(2013-2016)
2. Chanda Bell	68	(2009-2012)
3. Meagan Prince	63	(2014-2017)
4. Keary Camunas	54	(1997-2000)
5. Autumn Humes	49	(2018-Pres.)
6. Rachel Riley	40	(2009-2012)
7. Grace Baalman	36	(2018-Pres.)
8. Amy Kendall	31	(2003-2006)
9. Lauren Cumbess	29	(2011-2014)
Morgan Marr	29	(2000-2002)

## Saves

1. Kelsey Nunley	9	(2013-2016)
Meagan Prince	9	(2014-2017)
3. Chanda Bell	6	(2009-2012)
4. Keary Camunas	5	(1997-2000)



Chanda Bell



Lauren Cumbess



Rachel Riley

# SINGLE SEASON RECORDS

## Games Played

1. Joiner/Stokes/Sagermann/Samuel	69	(2014)
2. Lauren Cumbess	67	(2014)
Tiffany Kruse	67	(1999)
Leslie Kwiatkowski	67	(1999)
3. Jennifer Howland	66	(1999)
4. Andy Eilertson	65	(2000)
Nikki Jones	65	(2000)
Tiffany Kruse	65	(2000)
5. Leslie Kwiatkowski	64	(2000)

Leslie Kwiatkowski	201	(2000)
Lauren Cumbess	201	(2013)
10. Tiffany Kruse	199	(2000)

Leslie Kwiatkowski	6	(1998)
<b>Kayla Kowalik</b>	<b>6</b>	<b>(2021)</b>
5. Kara Dill	5	(2012)
Nikki Jones	5	(2003)
Tiffany Kruse	5	(1999)
Megan Yocke	5	(2009)
Kayla Kowalik	5	(2019)

## Hits

<b>1. Kayla Kowalik</b>	<b>92</b>	<b>(2021)</b>
2. Molly Johnson	81	(2009)
3. Leslie Kwiatkowski	80	(2000)
4. Leslie Kwiatkowski	77	(1999)
5. Tiffany Kruse	72	(1999)
6. Katie Reed	71	(2017)
Kara Dill	71	(2012)
Nikki Jones	71	(2003)
Leslie Kwiatkowski	71	(1998)

## Home Runs

1. Brooke Marnitz	21	(2007)
2. Abbey Cheek	20	(2019)
3. Abbey Cheek	18	(2018)
4. <b>Erin Coffel</b>	<b>16</b>	<b>(2021)</b>
5. Brittany Cervantes	15	(2011)
6. Nikki Sagermann	13	(2014)
Brittany Cervantes	13	(2012)
Molly Johnson	13	(2010)
Lauren Cumbess	13	(2013)
Alex Martens	13	(2019)
Mallory Peyton	13	(2019)
<b>7. Kayla Kowalik</b>	<b>12</b>	<b>(2021)</b>
Abbey Cheek	12	(2017)
Katie Campbell	12	(2007)
Amber Janneck	12	(2004)
Jenny Schaper	12	(2019)
<b>8. Mallory Peyton</b>	<b>11</b>	<b>(2021)</b>
Alex Martens	11	(2020)**
Griffin Joiner	11	(2015)
Megan Yocke	11	(2011)
<b>9. Renee Abernathy</b>	<b>10</b>	<b>(2021)</b>
Griffin Joiner	10	(2013, 2014)
Lauren Cumbess	10	(2014)
Meagan Aull	10	(2011)
Brittany Cervantes	10	(2010)
Brittany Cervantes	10	(2009)
Samantha DeMartine	10	(2011)
Abbey Cheek	10	(2016)

## HITTING

### Batting Average

1. Bailey Vick	.571	(2020)**
2. Alex Martens	.507	(2020)**
3. Nikki Jones	.442	(2002)
4. Molly Johnson	.433	(2009)
5. Abbey Cheek	.428	(2019)
6. Rylea Smith	.420	(2020)**
7. Molly Johnson	.401	(2008)
8. Brooke Marnitz	.399	(2007)
9. Leslie Kwiatkowski	.398	(2000)
10. Nikki Jones	.388	(2003)
11. Lyndsey Angus	.384	(2003)
12. Mallory Peyton	.379	(2020)**
13. Kara Dill	.377	(2011)
14. Molly Johnson	.375	(2010)

## Doubles

1. Molly Johnson	20	(2008)
2. Tiffany Kruse	16	(2000)
Leslie Kwiatkowski	16	(2001)
Katie Reed	16	(2019)
4. Brittany Cervantes	15	(2012)
5. Griffin Joiner	14	(2013)
Molly Johnson	14	(2009)
Lauren Johnson	14	(2019)
<b>8. Mallory Peyton</b>	<b>13</b>	<b>(2021)</b>
Christian Stokes	13	(2014)
Lyndsey Angus	13	(2002)
Alex Martens	13	(2017)
Jenny Schaper	13	(2019)
Abbey Cheek	13	(2019)

## Triples

1. Kayla Kowalik	8	(2020)**
2. Tiffany Kruse	7	(2000)
3. Angie Del Pozzo	6	(2001)
Leslie Kwiatkowski	6	(2000)

## At-Bats

1. Nikki Jones	212	(2000)
2. Tiffany Kruse	208	(1999)
3. Leslie Kwiatkowski	207	(1999)
4. Leslie Kwiatkowski	206	(1998)
5. Lauren Cumbess	203	(2014)
6. Kara Dill	202	(2012)
7. Jennifer Howland	201	(1999)



Abbey Cheek

## Runs Batted In

1. Alex Martens	66	(2019)
2. Brooke Marnitz	61	(2007)
3. Abbey Cheek	56	(2018)
4. <b>Erin Coffel</b>	<b>53</b>	<b>(2021)</b>
Abbey Cheek	53	(2019)
6. Brittany Cervantes	52	(2011)
Abbey Cheek	52	(2016)
8. Leslie Kwiatkowski	50	(2000)
9. Nikki Sagermann	49	(2014)
10. Alex Martens	47	(2020)**
11. Katie Reed	43	(2019)
Griffin Joiner	43	(2015)
Leslie Kwiatkowski	43	(1999)
Lauren Cumbess	43	(2013)

## Runs Scored

<b>1. Kayla Kowalik</b>	<b>73</b>	<b>(2021)</b>
2. Brittany Cervantes	55	(2011)
3. Abbey Cheek	54	(2019)
4. Molly Johnson	53	(2009)
5. Kayla Kowalik	49	(2019)
6. Molly Johnson	48	(2010)





# SINGLE SEASON RECORDS

7. Megan Yocke	47	(2011)
8. Katie Reed	45	(2018)
<b>Erin Coffel</b>	<b>45</b>	<b>(2021)</b>
10. Kara Dill	44	(2011)

## Total Bases

<b>1. Kayla Kowalik</b>	<b>146</b>	<b>(2021)</b>
2. Abbey Cheek	138	(2019)
3. Brooke Marnitz	137	(2007)
4. Molly Johnson	130	(2009)
5. Molly Johnson	125	(2010)
6. Leslie Kwiatkowski	117	(1999)
7. Lauren Cumbess	116	(2013)
8. Leslie Kwiatkowski	115	(2000)
Abbey Cheek	115	(2018)
<b>10. Erin Coffel</b>	<b>113</b>	<b>(2021)</b>

## On-Base Pct.

1. Bailey Vick	.630	(2020)**
2. Abbey Cheek	.602	(2019)
3. Alex Martens	.589	(2020)**
4. Mallory Peyton	.517	(2020)**
5. Molly Johnson	.498	(2009)
6. Brittany Cervantes	.490	(2011)
7. Megan Yocke	.483	(2011)
8. Lyndsey Angus	.478	(2003)
9. Molly Johnson	.472	(2008)
10. Nikki Jones	.466	(2002)
11. Brooke Marnitz	.454	(2007)
12. Griffin Joiner	.451	(2014)
13. Molly Johnson	.450	(2010)

## Slugging Pct.

1. Alex Martens	.987	(2020)**
2. Mallory Peyton	.970	(2020)**
3. Abbey Cheek	.908	(2019)
4. Brooke Marnitz	.895	(2007)
5. Abbey Cheek	.701	(2018)
6. Molly Johnson	.695	(2009)
7. Molly Johnson	.679	(2010)
8. Brittany Cervantes	.677	(2011)
9. Molly Johnson	.669	(2008)
10. Katie Campbell	.640	(2007)
11. Becky Bishop	.632	(2007)
12. Brittany Cervantes	.615	(2012)

## Sacrifice Hits

1. Beth Fogle	13	(2001)
Megan Yocke	13	(2009)
3. Lorie Melchi	12	(2003)
Megan Yocke	12	(2010)
Katie Reed	12	(2018)
5. Sarah Rainwater	11	(2017)
Sylver Samuel	11	(2013, 2014)
Michelle Bucci	11	(1997)
Beth Fogle	11	(2000)
Jennifer Howland	11	(1999)
Stephanie Thompson	11	(1998)
Megan Yocke	11	(2008)

## Sacrifice Flies

1. Alice O'Brien	5	(2013)
<b>Tatum Spangler</b>	<b>5</b>	<b>(2021)</b>
<b>Renee Abernathy</b>	<b>5</b>	<b>(2021)</b>
2. Nikki Sagermann	4	(2014)
Lyndsey Angus	4	(2000)
Rachel Friberg	4	(2002)
Brooke Marnitz	4	(2004)
<b>Mallory Peyton</b>	<b>4</b>	<b>(2021)</b>
7. Breanne Ray	3	(2017)
Lauren Cumbess	3	(2014)
Meagan Aull	3	(2011)
Meagan Aull	3	(2009)
Meghan Cooper	3	(2004)
Angie Dal Pozzo	3	(2002)
Andy Eilertson	3	(2000)
Lorie Horner	3	(1997)
Brooke Marnitz	3	(2007)
Abbey Cheek	3	(2016)
Katie Reed	3	(2016)
Abbey Cheek	3	(2018)

## Stolen Bases

1. Beth Fogle	34	(1999)
2. Leslie Kwiatkowski	28	(2000)
3. Meagan Aull	26	(2009)
4. Molly Johnson	24	(2009)
5. Sylver Samuel	23	(2016)
6. Leslie Kwiatkowski	22	(1999)
7. Sylver Samuel	21	(2013)
Kara Dill	21	(2012)
Jessica Nance	21	(2004)
10. Sylver Samuel	20	(2014, 2015)
Kara Dill	20	(2011)
Molly Johnson	20	(2010)
<b>Kayla Kowalik</b>	<b>20</b>	<b>(2021)</b>

## Walks

1. Abbey Cheek	64	(2019)
2. Brittany Cervantes	48	(2011)
3. Griffin Joiner	47	(2014)
Megan Yocke	47	(2011)
5. Griffin Joiner	36	(2015)
6. Nikki Sagermann	35	(2016)
7. Maisie Steed	34	(2013)
8. Brittany Cervantes	33	(2012)
9. Griffin Joiner	32	(2015)
10. Brooke Marnitz	31	(2006)

## Hit by Pitch

1. Meghan Cooper	16	(2006)
2. Ansley Smith	15	(2014)
3. <b>Erin Coffel</b>	<b>13</b>	<b>(2021)</b>
Emily Gaines	13	(2014)
Mallory Peyton	13	(2019)
5. Griffin Joiner	12	(2012)
6. Molly Johnson	10	(2008)
Molly Johnson	10	(2009)
Molly Johnson	10	(2010)
Mallory Peyton	10	(2020)**
9. Ansley Smith	9	(2015)

Meagan Aull	9	(2009)
Samantha DeMartine	9	(2011)
Amber Janneck	9	(2005)
Leslie Kwiatkowski	9	(2001)
<b>Mallory Peyton</b>	<b>9</b>	<b>(2021)</b>

## FIELDING

### Putouts

1. Griffin Joiner	442	(2014)
2. Jenny Schaper	399	(2016)
3. Griffin Joiner	390	(2012)
4. Jamie Dardis	382	(2000)
Griffin Joiner	382	(2015)
6. Megan Yocke	369	(2010)
7. Megan Glenn	366	(2006)
8. Samantha DeMartine	363	(2009)

### Assists

1. Christian Stokes	167	(2014)
Angie Dal Pozzo	167	(2001)
3. Katie Reed	158	(2018)
4. Abbey Cheek	155	(2018)
5. Abbey Cheek	152	(2017)
6. Lindsay Houser	148	(1998)
7. Angie Dal Pozzo	143	(1999)
Molly Johnson	143	(2009)
9. Nikki Sagermann	141	(2014)
Katie Reed	141	(2017)

### Fielding Pct.

1. Griffin Joiner	1.000	(2015)
Emily Jolly	1.000	(2014)
Maisie Steed	1.000	(2014)
Meagan Aull	1.000	(2009)
Michelle Bucci	1.000	(1999)
Beth Fogle	1.000	(2002)
Jennifer Howland	1.000	(2001)
7. Griffin Joiner	.998	(2014)
8. Megan Yocke	.997	(2011)
Megan Yocke	.997	(2009)
Jenny Schaper	.997	(2017)

## PITCHING

### ERA (min. 10 appearances)

1. Kelsey Nunley	1.27	(2016)
2. Keary Camunas	1.68	(2000)
3. Meagan Prince	1.85	(2016)
4. Kelsey Nunley	1.88	(2014)
5. Erin Rethlake	1.95	(2017)
6. Lauren Cumbess	1.99	(2011)
7. Meagan Prince	1.82	(2017)
8. Lauren Cumbess	2.07	(2014)
9. Kelsey Nunley	2.14	(2013)
10. Chanda Bell	2.24	(2011)

### Win-loss pct. (min. 10 appearances)

1. Shannon Smith	1.000 (3-0)	(2016)
2. Ellen Weaver	.857 (6-1)	(2011)
3. Kelsey Nunley	.777 (21-6)	(2016)
Meagan Prince	.777 (21-6)	(2016)
5. Lauren Cumbess	.750 (6-2)	(2011)
6. Lauren Cumbess	.731 (30-11)	(2014)
7. Kelsey Nunley	.731 (30-11)	(2014)

# SINGLE SEASON RECORDS

8. Rachel Riley	.722 (13-5)	(2011)	Keary Camunas	30	(1997)
9. Kelsey Nunley	.711 (27-11)	(2013)	10. Samantha Allen	29	(2005)
10. Meagan Prince	.700 (21-9)	(2017)	Amber Matousek	29	(2008)

## Wins

1. Kelsey Nunley	30	(2014)
2. Kelsey Nunley	27	(2013)
3. Meagan Prince	21	(2017)
Kelsey Nunley	21	(2016)
Meagan Prince	21	(2016)
6. <b>Autumn Humes</b>	<b>20</b>	<b>(2021)</b>
Chanda Bell	19	(2009)
Keary Camunas	19	(2000)
9. Chanda Bell	18	(2010)
10. Morgan Marr	17	(2001)
11. Chanda Bell	16	(2012)

## Saves

1. Meagan Prince	5	(2017)
Kelsey Nunley	5	(2015)
3. Chanda Bell	4	(2012)
Keary Camunas	4	(1999)
Jessica Trueblood	4	(2006)
5. Kelsey Nunley	2	(2013)
Meghan Cooper	2	(2002)
Jennifer Young	2	(2007)
Meagan Prince	2	(2016)
Autumn Humes	2	(2019)
<b>Grace Baalman</b>	<b>2</b>	<b>(2021)</b>

## Innings Pitched

1. Kelsey Nunley	282.1	(2014)
2. Kelsey Nunley	268.2	(2013)
3. Keary Camunas	251.1	(1998)
4. Amy Kendall	229.0	(2003)
5. Keary Camunas	226.2	(1999)
6. Keary Camunas	225.2	(2000)
7. Chanda Bell	219.1	(2010)
8. Kelsey Nunley	211.0	(2015)
9. Morgan Marr	195.2	(2001)
10. Keary Camunas	194.0	(1997)

## Appearances

1. Samantha Allen	49	(2005)
2. Kelsey Nunley	47	(2013)
3. Kelsey Nunley	45	(2014)
4. Keary Camunas	43	(1999)
5. Kelsey Nunley	42	(2015)
6. Keary Camunas	41	(2000)
Meagan Prince	41	(2017)
8. Keary Camunas	40	(1998)
Amy Kendall	40	(2003)
10. Chanda Bell	39	(2012)

## Games Started

1. Keary Camunas	37	(1998)
2. Kelsey Nunley	36	(2014)
Keary Camunas	36	(2000)
4. Chanda Bell	34	(2010)
Keary Camunas	34	(1999)
6. Amy Kendall	32	(2003)
7. Morgan Marr	31	(2001)
8. Kelsey Nunley	30	(2015)

## Complete Games

1. Keary Camunas	33	(1998)
2. Kelsey Nunley	31	(2014)
3. Amy Kendall	29	(2003)
Keary Camunas	28	(2000)
5. Chanda Bell	26	(2010)
Keary Camunas	26	(1999)
Amber Matousek	26	(2008)
8. Jessica Trueblood	25	(2006)
Kelsey Nunley	25	(2013)
10. Keary Camunas	23	(1997)
Morgan Marr	23	(2001)

## Shutouts

1. Keary Camunas	9	(2000)
2. Kelsey Nunley	7	(2014)
Kelsey Nunley	7	(2016)
Chanda Bell	7	(2011)
4. Keary Camunas	6	(1998)
5. Rachel Riley	5	(2010)
Meagan Prince	5	(2016)
6. Kelsey Nunley	4	(2015)
Chanda Bell	4	(2010)
Keary Camunas	4	(1999)
Jennifer Howland	4	(2000)
Rachel Riley	4	(2011)
Grace Baalman	4	(2019)

## Strikeouts

1. Chanda Bell	288	(2010)
2. Kelsey Nunley	219	(2014)
3. Chanda Bell	216	(2009)
4. Chanda Bell	205	(2011)
5. Kelsey Nunley	203	(2016)
6. Chanda Bell	201	(2012)
7. Kelsey Nunley	194	(2015)
8. Kelsey Nunley	193	(2013)
9. Meagan Prince	175	(2017)
10. Keary Camunas	164	(1999)

## Opponent Batting Avg. (min. 200 at-bats)

1. Chanda Bell	.175	(2011)
2. Kelsey Nunley	.178	(2016)
3. Lauren Cumbess	.193	(2012)
4. Erin Rethlake	.197	(2017)
5. Chanda Bell	.200	(2010)

\*\* = 24-game season due to COVID-19



**Keary Camunas**



**Jessica Trueblood**





# SINGLE GAME RECORDS

## HITTING

### At-bats

6	Christian Stokes	vs. South Carolina	4/18/15
	Lauren Cumbess	at Ole Miss	4/13/14
	Kara Dill	at USC Upstate	2/24/13
	Nikki Jones	vs. Arkansas	4/27/03
	Jackie Haynes	vs. Middle Tennessee State	4/1/97
	Michelle Buccì	vs. Middle Tennessee State	4/1/97
	Jacki Haynes	vs. Mississippi State	4/11/97

### Runs Scored

5	<b>Kayla Kowalik</b>	<b>vs. NC Central</b>	<b>2/20/21</b>
---	----------------------	-----------------------	----------------

### Hits

5	Bailey Vick	vs. Georgia Tech	2/21/20
	Christian Stokes	vs. Long Beach State	2/19/15
	Beth Fogle	vs. Morehead State	3/5/02

### RBI

6	<b>Erin Coffel</b>	<b>vs. Tennessee</b>	<b>4/3/21</b>
	<b>Erin Coffel</b>	<b>vs. New Mexico State</b>	<b>2/26/21</b>
	Alex Martens	vs. Texas A&M	3/7/20
	Katie Reed	vs. Mississippi State	3/15/19
	Nikki Sagermann	at Alabama	5/5/13
	Griffin Joiner	vs. UNC	3/12/13
	Leslie Kwiatkowski	vs. Eastern Kentucky	3/1/00
	Brooke Marnitz	vs. Southern Miss.	2/10/07
	Rachel Riley	at Austin Peay	4/6/11

### Doubles

3	Christian Stokes	vs. South Carolina	4/18/15
	Molly Johnson	vs. Indiana	4/1/08
	Emily Jolly	vs. DePaul	2/12/11

### Triples

3	Meghan Cooper	vs. Kent State	2/17/06
---	---------------	----------------	---------

### Home Runs

2 (46 times)	<b>Last: Renee Abernathy</b>	<b>vs. EKU</b>	<b>4/14/21</b>
--------------	------------------------------	----------------	----------------

### Total Bases

11	<b>Kayla Kowalik</b>	<b>vs. NC Central</b>	<b>2/21/20</b>
----	----------------------	-----------------------	----------------

### Walks

4 (4 times)	<b>Last: Abbey Cheek</b>	<b>at Alabama</b>	<b>4/28/19</b>
-------------	--------------------------	-------------------	----------------

### Strikeouts

4 (8 times)	<b>Last: Emily Gaines</b>	<b>vs. DePaul</b>	<b>5/18/14</b>
-------------	---------------------------	-------------------	----------------

### Sacrifice Hits

2 (45 times)	<b>Last: Bailey Vick</b>	<b>vs. Liberty</b>	<b>2/7/20</b>
--------------	--------------------------	--------------------	---------------

### Sacrifice Flies

2	Abbey Cheek	at Georgia	3/18/17
---	-------------	------------	---------

### Stolen Bases

4	Bailey Vick	vs. Bradley	2/24/18
	Erin Rethlake	vs. Drexel	3/10/17
	Meagan Aull	vs. Kent State	3/24/09

### Hit By Pitch

3	Ashley Dimkich	vs. Youngstown State	3/4/06
---	----------------	----------------------	--------

## FIELDING

### Putouts

21	Megan Yocke	vs. Tennessee Tech	4/16/11
----	-------------	--------------------	---------

### Assists

9	Amber Janneck	vs. Eastern Kentucky	4/6/05
	Amber Janneck	vs. Western Kentucky	4/13/05
	Molly Johnson	vs. Florida	4/11/09
	Angie Dal Pozzo	vs. Louisville	4/18/01

### Errors

4	Brooke Marnitz	vs. Alabama	3/21/04
	Nikki Jones	vs. Morehead State	3/5/02
	Angie Dal Pozzo	vs. Texas-San Antonio	2/10/01
	Meredith Seales	vs. UNC Greensboro	2/22/97

### Passed Balls

4	Alli Eckman	vs. Ole Miss	3/12/05
---	-------------	--------------	---------

## PITCHING

### Innings Pitched

11.1	Autumn Humes	at Auburn	3/24/18
------	--------------	-----------	---------

### Fewest Hits Allowed

0	18 Times		
	Last: Autumn Humes	vs. North Dakota State	2/17/18

### Perfect Game

	Chanda Bell	at Austin Peay (Game 1)	4/6/11
	Rachel Riley	at Austin Peay (Game 2)	4/6/11

### Runs Allowed

16	Lorie Horner	vs. Alabama	3/21/98
	Jennifer Young	vs. Indiana	4/1/08

### Earned Runs Allowed

13	Amber Matousek	vs. Alabama	3/22/08
	Amber Matousek	vs. LSU	4/9/08

### Walks Allowed

9	Jennifer Young	vs. Indiana	4/1/08
---	----------------	-------------	--------

### Strikeouts

16	Chanda Bell	vs. Colorado State	2/25/11
16	Chanda Bell	vs. Tennessee Tech	4/16/11

### Hits Allowed

18	Lorie Horner	vs. Alabama	3/21/98
18	Rachel Riley	at Georgia	4/10/11

### Doubles Allowed

8	Jennifer Howland	vs. Akron	3/9/01
---	------------------	-----------	--------

### Triples Allowed

2	Samantha Allen	vs. Cal-Poly	2/12/05
	Jennifer Howland	vs. Georgia	3/7/01
	Lorie Horner	vs. Missouri	2/15/97

### Home Runs Allowed

6	Amber Matousek	vs. Alabama	3/22/08
---	----------------	-------------	---------





# TEAM RECORDS

## TEAM RECORDS-GAME

### Hitting

At Bats: ..... 43 ..... at Ole Miss ..... 4/13/14  
 Runs Scored: ..... 22 ..... vs. Detroit..... 2/29/20  
 Hits: ..... 19 ..... vs. Florida International ..... 2/28/20  
 Doubles: ..... 6 ..... twice, last at Miami (OH) ..... 3/17/09  
 Triples: ..... 4 ..... vs. Louisville ..... 4/10/02  
 Home Runs: ..... 6 ..... at Tennessee ..... 4/27/18  
 RBI: ..... 18 ..... 2x, Last: vs. Detroit..... 2/29/20  
 Total Bases: ..... 36 ..... vs. Florida International ..... 2/28/20  
 Walks: ..... 13 ..... vs. Indiana ..... 3/2/08  
 Strikeouts: ..... 18 ..... vs. WKU ..... 4/23/15  
 Stolen Bases: ..... 8 ..... Samford/Bradley .. 3/20/99 | 2/23/18

### Fielding

Putouts: ..... 33 ..... 5x, last vs. South Carolina ..... 4/18/15  
 Assists: ..... 25 ..... at South Carolina ..... 5/2/09  
 Errors: ..... 7 ..... vs. Texas-San Antonio..... 2/10/01  
 Double Plays: ..... 3 ..... seven times, last vs. SIU ..... 2/13/15

### Pitching

Innings Pitched: ..... 13.0 ..... at Alabama ..... 4/28/19  
 Runs Allowed: ..... 18 ..... vs. Florida ..... 3/17/01  
 Earned Runs Allowed: ..... 17 ..... 2x, last vs. Georgia ..... 3/28/10  
 Hits Allowed: ..... 19 ..... vs. Arkansas ..... 3/31/07  
 Fewest Hits Allowed: ..... 0 ..... 18x, last vs. North Dakota St. 2/17/18  
 Doubles Allowed: ..... 8 ..... vs. Akron ..... 3/9/01  
 Triples Allowed: ..... 3 ..... vs. Georgia ..... 3/7/01  
 Home Runs Allowed: ..... 6 ..... vs. Alabama ..... 3/22/08  
 Walks Allowed: ..... 9 ..... 4x, last at Alabama ..... 5/4/13  
 Strikeouts: ..... 20 ..... vs. Tennessee Tech ..... 4/16/11

## TEAM RECORDS-SEASON

### Hitting

Batting Average: ..... 305 ..... 2019  
 At Bats: ..... 1,797 ..... 2014  
 Runs Scored: ..... 381 ..... 2019  
 Hits: ..... 477 ..... 2000  
 Doubles: ..... 94 ..... 2019  
 Triples: ..... 18 ..... 2000, 2001, 2002  
 Home Runs: ..... 71 ..... 2014, 2019  
 RBI: ..... 346 ..... 2019  
 Total Bases: ..... 810 ..... 2019  
 Walks: ..... 227 ..... 2019  
 Strikeouts: ..... 426 ..... 2004  
 Stolen Bases: ..... 89 ..... 1999

### Fielding

Fielding Percentage: ..... (.976) ..... 2018  
 Putouts: ..... 1,455 ..... 2014  
 Assists: ..... 673 ..... 2001  
 Errors: ..... 131 ..... 1997  
 Double Plays: ..... 32 ..... 2002

### Pitching

Lowest ERA: ..... 1.71 ..... 2016  
 Lowest Opponents Batting Average: ..... .191 ..... 2016  
 Innings Pitched: ..... 485.0 ..... 2014  
 Runs Allowed: ..... 333 ..... 2005  
 Fewest Runs Allowed: ..... 130 ..... 2016  
 Earned Runs Allowed: ..... 253 ..... 2005  
 Fewest Earned Runs Allowed: ..... 98 ..... 2016  
 Hits Allowed: ..... 523 ..... 2005  
 Fewest Hits Allowed: ..... 250 ..... 2016  
 Doubles Allowed: ..... 101 ..... 2003  
 Fewest Doubles Allowed: ..... 44 ..... 2016  
 Triples Allowed: ..... 16 ..... 1997  
 Fewest Triples Allowed: ..... 2 ..... 2004  
 Home Runs Allowed: ..... 58 ..... 2008  
 Fewest Home Runs Allowed: ..... 10 ..... 1997  
 Walks Allowed: ..... 182 ..... 2013  
 Fewest Walks Allowed: ..... 93 ..... 1997  
 Strikeouts: ..... 403 ..... 2014  
 Shutouts: ..... 16 ..... 2000

## TEAM RECORDS-SEASON

Games played ..... 69 ..... 2014  
 Wins ..... 50 ..... 2014  
 Losses ..... 44 ..... 1997 & 1999  
 Highest winning percentage ..... .781 (43-12) ..... 2016  
 Lowest winning percentage ..... .185 (10-44) ..... 1997  
 Seasons team fielded ..... 25 ..... (first in 1997)  
 Winning seasons ..... 15 ..... (last in 2021)  
 Losing seasons ..... 11 ..... (last in 2008)  
 First tie ..... UK 2, Texas-Arlington 2 ..... (2/15/04)  
 Longest coaching tenure ..... Rachel Lawson, 14 yrs ..... (2008-Pres.)  
 ..... Beth Pruitt, 8 yrs ..... (1997-2004)

Consecutive losses ..... 21 ..... 3/15/03 - 4/13/03  
**Consecutive wins ..... 19 ..... 2/12/21 - 3/7/21**  
 Consecutive shutout wins: ..... 4 ..... 2/20/16 - 2/27/16  
 Consecutive shutout losses: ..... 6 ..... 3/29/06-4/2/06  
 Consecutive games without an error: ..... 6 ..... 3/6/15 - 3/15/15  
 Extra-inning games: ..... 10 ..... 2014  
 Extra-inning wins: ..... 8 ..... 2014  
 Consecutive games with a stolen base: ..... 16 ..... 2/17/02-3/17/02  
 Consecutive games with a double: ..... 12 ..... 3/16/02-4/6/02  
 Consecutive games without extra-base hit: ..... 5 - 3/9/97-3/12/97  
 Most Combined Runs in a Game: ..... 29 ..... (4/1/08 Indiana 16, UK 13)  
 Largest Margin of Victory: ..... 22 ..... 2/29/20 vs. Detroit Mercy



# SINGLE SEASON RECORDS BY CLASS

## HITTING

### Batting Average

Senior	Abbey Cheek	.428	2019
<b>Junior</b>	<b>Kayla Kowalik</b>	<b>.505</b>	<b>2021</b>
Soph.	Molly Johnson	.401	2008
Fresh.	Natalie Smith	.370	2007

(2020 not included, COVID-19)

### Hits

Senior	Nikki Jones	71	2003
<b>Junior</b>	<b>Kayla Kowalik</b>	<b>92</b>	<b>2021</b>
Soph.	Leslie Kwiatkowski	77	1999
Fresh.	Leslie Kwiatkowski	71	1998

### Doubles

Senior	Kwiatkowski/Reed	16	2001/19
Junior	Tiffany Kruse	16	2000
Soph.	Molly Johnson	20	2008
Fresh.	Alex Martens	13	2017

### Triples

Senior	Nikki Jones	5	2003
Junior	Tiffany Kruse	7	2000
Soph.	Kayla Kowalik	8	2020
Fresh.	Leslie Kwiatkowski	6	1998

### Home Runs

Senior	Brooke Marnitz	21	2007
Junior	Abbey Cheek	18	2018
Soph.	Sagermann/Peyton	13	2014/19
<b>Fresh.</b>	<b>Erin Coffel</b>	<b>16</b>	<b>2021</b>

### Runs Batted In

Senior	Brooke Marnitz	61	2007
Junior	Alex Martens	66	2019
Soph.	Nikki Sagermann	49	2014
<b>Fresh.</b>	<b>Erin Coffel</b>	<b>53</b>	<b>2021</b>

### Runs Scored

Senior	Abbey Cheek	54	2019
<b>Junior</b>	<b>Kayla Kowalik</b>	<b>72</b>	<b>2021</b>
Soph.	Kara Dill	44	2011
Fresh.	Kayla Kowalik	49	2019

### Total Bases

Senior	Abbey Cheek	138	2019
<b>Junior</b>	<b>Kayla Kowalik</b>	<b>146</b>	<b>2021</b>
Soph.	Leslie Kwiatkowski	117	1999
<b>Fresh.</b>	<b>Erin Coffel</b>	<b>113</b>	<b>2021</b>

### On Base Pct.

Senior	Abbey Cheek	.602	2019
<b>Junior</b>	<b>Kayla Kowalik</b>	<b>.556</b>	<b>2021</b>
Soph.	Molly Johnson	.472	2008
<b>Fresh.</b>	<b>Erin Coffel</b>	<b>.462</b>	<b>2021</b>

(2020 not included, COVID-19)

### Slugging Pct.

Senior	Abbey Cheek	.908	2019
<b>Junior</b>	<b>Kayla Kowalik</b>	<b>.824</b>	<b>2021</b>
Soph.	Molly Johnson	.669	2008
<b>Fresh.</b>	<b>Erin Coffel</b>	<b>.714</b>	<b>2021</b>

### Sacrifice Hits

Senior	Tiffany Kruse	9	2001
Junior	Beth Fogle	13	2001

Soph.	Megan Yocke	13	2009
Fresh.	Lorie Melchi	12	2003

### Sacrifice Flies

Senior	Alice O'Brien	5	2013
Junior	Lorie Horner,	3	1997
Soph.	Nikki Sagermann	4	2014
	Rachel Friberg	4	2002
Fresh.	Lyndsey Angus	4	2000
	Brooke Marnitz	4	2004

### Stolen Bases

Senior	Sylver Samuel	23	2016
Junior	Leslie Kwiatkowski	28	2000
Soph.	Meagan Aull	26	2009
Fresh.	Beth Fogle	34	1999

### Walks

Senior	Abbey Cheek	64	2019
Junior	Brittany Cervantes	48	2011
Soph.	Ansley Smith	30	2014
Fresh.	Maisie Steed	44	2013

### Hit by Pitch

Senior	Meghan Cooper	16	2006
Junior	Molly Johnson	10	2009
Soph.	Ansley Smith	15	2014
<b>Fresh.</b>	<b>Erin Coffel</b>	<b>13</b>	<b>2021</b>

## FIELDING

### Putouts

Senior	Maisie Steed	385	2016
Junior	Griffin Joiner	442	2014
Soph.	Griffin Joiner	343	2013
Fresh.	Jenny Schaper	399	2016

### Assists

Senior	Molly Johnson	131	2010
Junior	Angie Dal Pozzo	167	2001
Soph.	Christian Stokes	167	2014
Fresh.	Angie Dal Pozzo	143	1999

### Fielding Pct.

Senior	Griffin Joiner	1.000	2015
	Beth Fogle	1.000	2002
Junior	Michelle Bucci	1.000	1999
	Jennifer Howland	1.000	2001
Soph.	Meagan Aull	1.000	2009
Fresh.	Jenny Schaper	.993	2016

## PITCHING

### ERA (min. 10 appearances)

Senior	Kelsey Nunley	1.27	2016
Junior	Meagan Prince	1.85	2016
Soph.	Kelsey Nunley	1.88	2014
Fresh.	Lauren Cumbess	1.99	2011

### Win-loss pct. (min. 10 appearances)

Senior	Lauren Cumbess	.909 (10-1)	2014
Junior	Meagan Prince	.778 (21-6)	2016
Soph.	Kelsey Nunley	.731 (30-11)	2014
Fresh.	Ellen Weaver	.857 (6-1)	2011

### Wins

Senior	Kelsey Nunley	21	2016
Junior	Meagan Prince	21	2016
Soph.	Kelsey Nunley	30	2014

Fresh.	Kelsey Nunley	27	2013
--------	---------------	----	------

### Appearances

Senior	Keary Camunas	41	2000
Junior	Keary Camunas	43	1999
Soph.	Kelsey Nunley	45	2014
Fresh.	Samantha Allen	49	2005

### Games Started

Senior	Keary Camunas	36	2000
Junior	Keary Camunas	34	1999
Soph.	Kelsey Nunley	36	2014
Fresh.	Amy Kendall	32	2003

### Complete Games

Senior	Keary Camunas	28	2000
Junior	Keary Camunas	26	1999
Soph.	Keary Camunas	33	1998
Fresh.	Amy Kendall	29	2003

### Shutouts

Senior	Keary Camunas	9	2000
Junior	Chanda Bell	7	2011
Soph.	Kelsey Nunley	7	2014
Fresh.	Chanda Bell	3	2009
	Lauren Cumbess	3	2011
	Kelsey Nunley	3	2013

### Strikeouts

Senior	Kelsey Nunley	203	2016
Junior	Chanda Bell	205	2011
Soph.	Chanda Bell	288	2010
Fresh.	Chanda Bell	216	2009

### Opponent Batting Avg. (min. 200 AB)

Senior	Kelsey Nunley	.178	2016
Junior	Chanda Bell	.175	2011
Soph.	Lauren Cumbess	.193	2012
Fresh.	Lauren Cumbess	.201	2011

(2020 not included, COVID-19)



Leslie Kwiatkowski



# LETTERWINNERS

**A**

Becky Abner .....	2003
<b>Renee Abernathy</b> .....	<b>2019-Pres.</b>
Jessica Adkins .....	2009-10
Amanda Allen .....	2012
Samantha Allen .....	2005-07
Macy Allen .....	2009-12
Amy Anderson .....	1998
Elie Anderson .....	2004
Haley Andrus .....	2015-16
Lyndsey Angus .....	2000-03
Meagan Aull .....	2008-11

**B**

<b>Grace Baalman</b> .....	<b>2018-Pres.</b>
<b>Jaci Babbs</b> .....	<b>2019-Pres.</b>
Chanda Bell .....	2009-12
Becky Bishop .....	2007
Brynlee Bigelow .....	2017
<b>Emmy Blane</b> .....	<b>2020-Pres.</b>
Colleen Boddy .....	1999-2000
<b>Emma Boitnott</b> .....	<b>2020-Pres.</b>
Brook Bowman .....	2002-04
Maclai Branson .....	2019
Lindsay Brogdon .....	2006-08
Megan Brooks .....	2002-04
Amanda Brown .....	2002
Michelle Bucci .....	1997-2000

**C**

Keary Camunas .....	1997-2000
Katie Campbell .....	2004-07
Ginny Carroll .....	2011-14
Brittany Cervantes .....	2009-12
Abbey Cheek .....	2016-19
Kristen Cochran .....	2005
<b>Erin Coffel</b> .....	<b>2021-Pres.</b>
Megan Cooper .....	2002-06
Kennedy Cowden .....	2019
Lauren Cumbess .....	2011-14
Aimee Currier .....	2009

**D**

Angie Dal Pozzo .....	1999-2002
Jamie Dardis .....	2000-02
Gabi Deters .....	2020
Samantha DeMartine .....	2008-11
Sandi Dengler .....	1999-2002
Kara Dill .....	2010-13
Ashley Dimkich .....	2005-08

**E**

Alli Eckman .....	2005-07
Andrea Eilertson .....	1999-2002
Jackie Elston .....	1998

**F**

Elizabeth Fadde .....	2006-07
Ashley Fertic .....	2004-07
Gina Florence .....	2004-07
Beth Fogle .....	1999-2002
Bethany Foster .....	1999
Sarah Frazer .....	2011-14
Rachel Friberg .....	2001-04
<b>Victoria Fragoso</b> .....	<b>2021-Pres.</b>

**G**

Emily Gaines .....	2011-14
Tekiya Garr-Carter .....	2019-2020

<b>Sloan Gayan</b> .....	<b>2020-Pres.</b>
Whitney Glass .....	1999
Megan Glenn .....	2003-06
Crystal Grace .....	1997-98
Lindsay Griggs .....	2012
Ashleigh Gustafson .....	2009-12

**H**

<b>Meeko Harrison</b> .....	<b>2021-Pres.</b>
Jacki Haynes .....	1997-98
Katie Henderson .....	2013
Kelsee Henson .....	2016-19
Brooklin Hinz .....	2015-18
Lorie Horner .....	1997-98
Lindsay Houser .....	1997-98
Kara Howard .....	2012-15
Jennifer Howland .....	1999-2002
Hannah Huffman .....	2016-18
<b>Autumn Humes</b> .....	<b>2018-Pres.</b>

**J**

Amber Janneck .....	2004-05
Allie Jest .....	2009
<b>Lauren Johnson</b> .....	<b>2018-Pres.</b>
Kalia Johnson .....	2017-2018
Molly Johnson .....	2007-10
Griffin Joiner .....	2012-15
Emily Jolly .....	2011-14
Megan Jolly .....	2007-08
Nikki Jones .....	2000-03

**K**

Madison Kearschner .....	2016-2017
Amy Kendall .....	2003-06
Callie Kovacs .....	2004-05
<b>Kayla Kowalik</b> .....	<b>2019-Pres.</b>
Tiffany Kruse .....	1998-2001
Leslie Kwiatkowski .....	1998-2001

**L**

Aubrey Lamar .....	2011-12
Melissa Leto .....	1997-98
<b>Cassie Lindmark</b> .....	<b>2020-Pres.</b>
Ingrid Lochelt .....	2003
Liz Love .....	1999
Monique Lovell .....	2001

**M**

Emily Marks .....	2004-05
Morgan Marr .....	2000-02
Shanna Martini .....	1999
Stephanie Martino .....	2014-16
Alex Martens .....	2017-2020
Brooke Marnitz .....	2004-07
Amber Matousek .....	2007-10
Morgan McCallum .....	2017
Katie McCarty .....	2006-09
Lori Melchi .....	2003-06
Rachael Metzger .....	2015-18
Audrey Meyer .....	2007-08
Megan Miller .....	2006
Kierston Moore .....	2017
Susan Moore .....	1997-98
Destinee Mordecai .....	2007-10

**N**

Jessica Nance .....	2002-05
<b>Vanessa Nesby</b> .....	<b>2021-Pres.</b>
Amber Nix .....	2005

Kelsey Nunley .....	2013-16
---------------------	---------

**O**

Alice O'Brien .....	2010-13
Kristen O'Haver .....	2009

**P**

<b>Mallory Peyton</b> .....	<b>2018-Pres.</b>
Lydia Pierce .....	2006
Meagan Prince .....	2014-17
Tracie Potts .....	1999-2000
Gretchen Prugh .....	2004

**R**

Sarah Rainwater .....	2016-19
Briona Rance .....	2019
Ali Ray .....	2006
Breanne Ray .....	2014-17
Katie Reed .....	2016-19
Erin Rethlake .....	2015-18
Jessica Rice .....	2007
Darington Richardson .....	2013-15
Rachel Rose .....	2009-12
Jessica Riley .....	2010
Annie Rowlands .....	2008-11
Ashley Ruiz .....	2017-18

**S**

Nikki Sagermann .....	2013-16
Sylver Samuel .....	2013-16
Jenny Schaper .....	2016-19
<b>Stephaine Schoonover</b> .....	<b>2021-Pres.</b>
Megan Schorman .....	2019-2021
Jenny Sibert .....	2004-07
Erika Silence .....	2009-12
Ansley Smith .....	2013-16
Krystal Smith .....	2011-14
Natalie Smith .....	2007-10
<b>Rylea Smith</b> .....	<b>2020-Pres.</b>
Shannon Smith .....	2014-17
Sarah Snider .....	1997-2000
<b>Tatum Spangler</b> .....	<b>2019-Pres.</b>
Larissa Spellman .....	2017-2020
Maisie Steed .....	2013-16
<b>Miranda Stoddard</b> .....	<b>2020-Pres.</b>
Christian Stokes .....	2013-16
Joy Sutton .....	2001

**T**

Stephanie Thompson .....	1998
<b>Erica Thulen</b> .....	<b>2021-Pres.</b>
Bethany Todd .....	2018
Jessica Trueblood .....	2006

**V**

Bailey Vick .....	2017-2020
Marie Vida .....	2001

**W**

Kristi Warneke .....	2005
Ellen Weaver .....	2011-13
Bethany Wiegand .....	1999
Crystalie Wolfe .....	2003-04

**Y**

Megan Yocke .....	2008-11
Jennifer Young .....	2007-10





# ALL-TIME JERSEY NUMBERS

#00

Tekiya Garr-Carter.....	2019-2020
Natalie Smith.....	2007-10
Jacqueline Haynes.....	1997-98

#1

<b>Miranda Stoddard.....</b>	<b>2020-Pres.</b>
Sarah Rainwater.....	2016-19
Rachel Riley.....	2011-12
Amber Matousek.....	2007-10
Megan Miller.....	2006
Megan Brooks.....	2002-04
Marie Vida.....	2001

#2

Bailey Vick.....	2017-2020
Sylvester Samuel.....	2013-16
Chanda Bell.....	2009-12
Jenny Sibert.....	2005-07

#3

<b>Grace Baalman.....</b>	<b>2018-Pres.</b>
Shannon Smith.....	2014-2017
Ginny Carroll.....	2011-12
Aimee Currier.....	2009
Jessica Rice.....	2007
Jessica Trueblood.....	2006
Brooke Marnitz.....	2004-05
Andrea Eilertson.....	1999-2002

#4

<b>Renee Abernathy.....</b>	<b>2019-Pres.</b>
Haley Andrus.....	2015-16
Macy Allen.....	2009-12
Audrey Meyer.....	2007-08
Nikki Jones.....	2000-03

#5

<b>Tatum Spangler.....</b>	<b>2019-Pres.</b>
Meagan Prince.....	2014-2017
Lindsay Griggs.....	2012
Gina Florence.....	2004-07
Bobbi Darretta.....	2003
Angie Dal Pozzo.....	1999-2002
Stephanie Thompson.....	1998
Michelle Brown.....	1997

#6

<b>Victoria Fragoso.....</b>	<b>2021-Pres.</b>
Jenny Schaper.....	2016-19
Katie McCarty.....	2006-09
Amber Nix.....	2005

#7

<b>Autumn Humes.....</b>	<b>2018-Pres.</b>
Morgan McCallum.....	2017
Maisie Steed.....	2013-16
Kristen O'Haver.....	2009
Alli Eckman.....	2005-07
Elie Anderson.....	2004
Brook Bowman.....	2002-04
Tiffany Kruse.....	1997-2001

#8

Briona Rance.....	2019
Erin Rethlake.....	2015-2018
Katie Henderson.....	2013
Ashleigh Gustafson.....	2009-12
Samantha Allen.....	2006-08
Amber Janneck.....	2004-05
Michelle Hall.....	2003
Meghan Cooper.....	2002
Tracie Potts.....	1999-2000
Monique Lovell.....	2001
Leslie Kwiatkowski.....	1998
Suzanne Kopolos.....	1997

#9

<b>Lauren Johnson.....</b>	<b>2018-Pres.</b>
Breanne Ray.....	2014-2017
Alice O'Brien.....	2010-13
Savannah Mitcham.....	2004
Jamie Dardis.....	2000-02
Liz Love.....	1999
Kolleen Fitzgerald.....	1997

#10

Olivia Ward.....	2019
Christian Stokes.....	2013-16
Meagan Aull.....	2008-2011

Ashley Fertic.....	2004-07
Leslie Floyd.....	2002
Sarah Snider.....	1997-2000

#11

<b>Vanessa Nesby.....</b>	<b>2021-Pres.</b>
Abbey Cheek.....	2016-19
Krystal Smith.....	2011-14
Rachel Riley.....	2009-10
Becky Bishop.....	2007-08
Ali Ray.....	2006
Callie Kovacs.....	2004-05
Becky Abner.....	2003
Jennifer Howland.....	1999-2002
Andrea Goeprich.....	1997

#12

Megan Yocke.....	2008-2011
Lydia Pierce.....	2006
Rachel Friberg.....	2001-04
Sandi Dengler.....	1999-2000
Amy Anderson.....	1998
Brooke Tilley.....	1997

#13

<b>Mallory Peyton.....</b>	<b>2018-Pres.</b>
Griffin Joiner.....	2012-15
Destinee Mordecai.....	2007-10
Susan Moore.....	1997-98

#14

<b>Jaci Babbs.....</b>	<b>2019-Pres.</b>
Brittany Cervantes.....	2009-12
Emily Marks.....	2004-05
Lyndsey Angus.....	2000-03
Susan Messmer.....	1999
Crystal Grace.....	1997-98

#15

Kara Dill.....	2010-13
Brooke Marnitz.....	2006-07
Jessica Nance.....	2002-05
Joy Sutton.....	2001
Bethany Foster.....	1999
Lindsay Houser.....	1997-98

#16

Aubrey Lamar.....	2011-12
Elizabeth Fadde.....	2006-07

#17

<b>Sloan Gayan.....</b>	<b>2020-Pres.</b>
Bethany Todd.....	2018
Annie Rowlands.....	2008-2011
Kristen Cochran.....	2005

#18

Amanda Allen.....	2012
Molly Johnson.....	2007-10
Gretchen Prugh.....	2004
Kathleen Biondi.....	2003
Julie Castelli.....	2002
Leslie Kwiatkowski.....	1998-2001
Melissa Leto.....	1997-98

#19

<b>Rylea Smith.....</b>	<b>2020-Pres.</b>
Kelsee Henson.....	2016-19
Lauren Cumbess.....	2011-14
Allie Jest.....	2009
Meghan Cooper.....	2003-06
Morgan Marr.....	2000-02
Bethany Wiegand.....	1999
Courtney Woodrow.....	1997

#20

<b>Erica Thulen.....</b>	<b>2021-Pres.</b>
Maclai Branson.....	2019.

#21

<b>Erin Coffel.....</b>	<b>2021-Pres.</b>
Hannah Huffman.....	2016-2018
Emily Jolly.....	2011-14
Jessica Adkins.....	2009-10
Megan Jolly.....	2007-08
Megan Glenn.....	2003-06
Sandi Dengler.....	2001-02
Michelle Buccci.....	1997-2000

#22

Kierston Moore.....	2017
Samantha DeMartine.....	2008-2011
Katie Campbell.....	2004-07
Ingrid Lochelt.....	2003
Whitney Glass.....	1999

#23

<b>Stephanie Schoonover.....</b>	<b>2021-Pres.</b>
Katie Reed.....	2016-19
Jessica Rose.....	2010
Jenny Sibert.....	2004
Amanda Brown.....	2002
Shanna Martini.....	1999
Meredith Sales.....	1997

#24

<b>Emma Boitnott.....</b>	<b>2020-Pres.</b>
Kennedy Cowden.....	2019
Madison Kearschner.....	2016-2017
Kara Howard.....	2012-15

#25

<b>Emmy Blane.....</b>	<b>2020-Pres.</b>
Brooklin Hinz.....	2015-18
Erika Silence.....	2009-12
Samantha Allen.....	2005

#26

Meghan Schorman.....	2019-2021
Stephanie Martino.....	2014-16
Ellen Weaver.....	2011-13
Ashley Dimkich.....	2005-08

#27

Emily Gaines.....	2011-14
-------------------	---------

#28

Ashley Ruiz.....	2017-2018
Jennifer Young.....	2007-10
Lori Melchi.....	2003-06
Beth Fogle.....	1999-2002
Jackie Elston.....	1998

#29

Amy Kendall.....	2003-06
Keary Camunas.....	1997-2000

#30

Larissa Spellman.....	2017-2020
Ginny Carroll.....	2013-14

#32

Lindsay Brogdon.....	2006-08
Kristi Warneke.....	2005

#33

Alex Martens.....	2017-2020
Kelsey Nunley.....	2013-16
Crystalie Wolfe.....	2003-04
Colleen Boddy.....	1999-2000
Lori Horner.....	1997-98

#34

<b>Cassie Lindmark.....</b>	<b>2020-Pres.</b>
-----------------------------	-------------------

#42

Brynlee Bigelow.....	2017
Ansley Smith.....	2013-16

#43

Darlington Richardson.....	2013-15
----------------------------	---------

#44

Gabi Deters.....	2020
Rachael Metzger.....	2015-2018
Sarah Frazer.....	2011-14

#77

<b>Meeko Harrison.....</b>	<b>2021-Pres.</b>
Nikki Sagermann.....	2013-16

#88

Kaila Johnson.....	2017-2018
--------------------	-----------

#99

<b>Kayla Kowalik.....</b>	<b>2019-Pres</b>
---------------------------	------------------





# #1 Miranda Stoddard



Anaheim, Calif./Orange Lutheran HS



Sophomore / History



UTL



Bats: R / Throws: R



**2021:**

- \* Currently on a career-high six-game hit streak
- \* 5-0 in the circle this season with wins over Campbell, Florida International, Florida Atlantic, Coastal Carolina and Eastern Kentucky.
- \* Scored a run in each of Kentucky's first five games, logging a hit in three of those games
- \* Will play 3B when not pitching

Category	Season High (Last)	Career High (Last)
At-Bats	4, five times, last vs. Texas A&M (5/1/21)	4, five times, last vs. Texas A&M (5/1/21)
Runs	2, three times, last vs. New Mexico State (2/27/21)	2, four times, last vs. New Mexico State (2/27/21)
Hits	3 vs. Campbell (2/20/21)	3 vs. Campbell (2/20/21)
RBI	4 vs. Campbell (2/20/21)	4, twice, last vs. Campbell (2/20/21)
Walks	2, four times, last vs. Auburn (4/17/21)	2, four times, last vs. Auburn (4/17/21)
Stolen Bases	-	-
Hitting Streak (current)	6 (6*)	6 (2021)

## CAREER STATS

Year	ERA	W	L	App	GS	CG	SHO	CBO	SV	IP	H	R	ER	BB	SO	2B	3B	HR	BF	B/Avg	WP	HBP	BK	SFA	SHA
2020	4.12	2	0	7	2	1	0	0	1	17.0	18	11	10	3	11	3	0	6	7	.257	1	0	0	0	0
2021	2.85	5	0	18	3	0	0	1	1	51.2	65	27	21	9	22	7	0	5	227	.308	2	1	0	1	5
<b>TOTAL</b>	<b>3.16</b>	<b>7</b>	<b>0</b>	<b>25</b>	<b>5</b>	<b>1</b>	<b>0</b>	<b>1</b>	<b>2</b>	<b>68.2</b>	<b>83</b>	<b>38</b>	<b>31</b>	<b>12</b>	<b>33</b>	<b>10</b>	<b>0</b>	<b>11</b>	<b>300</b>	<b>.295</b>	<b>3</b>	<b>1</b>	<b>0</b>	<b>1</b>	<b>5</b>
Year	AVG	GP	GS	AB	R	H	2B	3B	HR	RBI	TB	SLG%	BB	HBP	SO	GDP	OB%	SF	SH	SB	ATT	PO	A	E	FLD%
2020	.333	18	7	21	7	7	2	0	1	8	12	.571	5	2	4	0	.483	1	0	0	0	13	14	4	.871
2021	.210	50	48	119	23	25	4	0	8	24	53	.445	20	0	24	1	.321	1	5	1	1	44	92	9	.938
<b>TOTAL</b>	<b>.229</b>	<b>68</b>	<b>55</b>	<b>140</b>	<b>30</b>	<b>32</b>	<b>6</b>	<b>0</b>	<b>9</b>	<b>32</b>	<b>65</b>	<b>.464</b>	<b>25</b>	<b>2</b>	<b>28</b>	<b>1</b>	<b>.349</b>	<b>2</b>	<b>5</b>	<b>1</b>	<b>1</b>	<b>57</b>	<b>106</b>	<b>13</b>	<b>.926</b>



# #3 Grace Baalman



Hardin, Illinois / Calhoun HS



Senior / Art Studio



P



Bats: R / Throws: R

2018 All-SEC Freshman Team



**2021:**

- \* 9-3 on the season in the circle
- \* Has allowed three hits or less in 17 of her 25 pitching appearances this season
- \* Set a new career high with four RBI in a game vs. Samford in February at the plate
- \* Her 4-0 start to the season was the best start of her career at Kentucky
- \* Team Captain

Pitching Category	Season High (Last)	Career High (Last)
Innings	6.2 vs. Western Kentucky (3/24/21)	10.1 vs. Arizona State (2/15/20)
Strikeouts	7, twice, last vs. Morehead St. (3/31/21)	11 vs. Arizona State (2/15/20)
Wins	9	14 (2019)
Appearances	25	33 (2019)
At-Bats	4, three times, last vs. Georgia (4/12/21)	4, three times, last vs. Georgia (4/12/21)
Runs	1, seven times, last vs. Morehead State (3/31/21)	1, 10 times, last vs. Morehead State (3/31/21)
Hits	2, three times, last vs. Georgia (4/12/21)	2, three times, last vs. Georgia (4/12/21)
RBI	4 vs. Samford (2/12/21)	4 vs. Samford (2/12/21)
Walks	2, twice, last vs. Morehead State (3/31/21)	2, twice, last vs. Morehead State (3/31/21)
Stolen Bases	-	-
Hitting Streak (current)	4 games (0)	4 games (2021)

## CAREER STATS

Year	ERA	W	L	App	GS	CG	SHO	CBO	SV	IP	H	R	ER	BB	SO	2B	3B	HR	BF	B/Avg	WP	HBP	BK	SFA	SHA
2018	2.72	14	9	31	20	10	3	0	1	136.1	136	65	53	48	98	27	3	9	597	.258	11	9	0	3	10
2019	2.72	10	10	34	22	10	4	1	0	141.2	131	77	55	66	102	25	5	22	636	.237	12	12	0	2	4
2020	3.54	3	2	8	2	1	0	1	0	29.2	26	23	15	23	31	5	0	5	144	.241	2	5	0	3	5
2021	3.44	9	3	25	15	3	0	2	2	81.1	77	49	40	45	45	12	0	14	375	.247	4	11	0	3	4
<b>TOTAL</b>	<b>2.93</b>	<b>36</b>	<b>24</b>	<b>98</b>	<b>59</b>	<b>24</b>	<b>7</b>	<b>4</b>	<b>3</b>	<b>389.0</b>	<b>370</b>	<b>214</b>	<b>163</b>	<b>182</b>	<b>276</b>	<b>69</b>	<b>8</b>	<b>50</b>	<b>1752</b>	<b>.247</b>	<b>29</b>	<b>37</b>	<b>0</b>	<b>11</b>	<b>23</b>
Year	AVG	GP	GS	AB	R	H	2B	3B	HR	RBI	TB	SLG%	BB	HBP	SO	GDP	OB%	SF	SH	SB	ATT	PO	A	E	FLD%
2018	.125	18	13	24	0	3	0	0	0	2	3	.125	1	0	7	0	.160	0	1	0	0	4	37	0	1.000
2019	.200	36	22	15	1	3	0	0	0	2	3	.200	2	0	4	0	.294	0	0	0	0	1	30	2	.939
2020	.188	8	4	16	1	3	1	0	1	3	7	.438	2	0	5	0	.263	1	1	0	0	1	2	0	1.000
2021	.271	40	30	85	7	23	0	0	5	18	38	.447	15	0	16	0	.376	1	0	0	0	4	18	1	.957
<b>TOTAL</b>	<b>.229</b>	<b>102</b>	<b>69</b>	<b>140</b>	<b>9</b>	<b>32</b>	<b>1</b>	<b>0</b>	<b>6</b>	<b>25</b>	<b>51</b>	<b>.364</b>	<b>20</b>	<b>0</b>	<b>32</b>	<b>0</b>	<b>.321</b>	<b>2</b>	<b>2</b>	<b>0</b>	<b>0</b>	<b>10</b>	<b>87</b>	<b>3</b>	<b>.970</b>



# #4 Renee Abernathy



Springfield, Illinois / Sacred Heart Griffin HS




Junior / Health Human Science (Physician Asst.)



OF



Bats: L / Throws: L



- 2021:**
- \* Had a career weekend for Kentucky on opening weekend of the 2021 season, knocking in six runs and hitting .636 in her debut in the No. 3 hole in Kentucky's lineup for 2021 against Samford.
  - \* Hit a home run in the bottom of the seventh to pull UK to within one run at 4-3 vs. Alabama, as UK went on to win 5-4 in eight innings
  - \* One of UK's most improved players from 2020 to 2021, specifically offensively.
  - \* Career-high six-game hitting streak snapped at Auburn in game two.
  - \* Set single-game career highs in batting average, at bats, runs, hits, RBI and stolen bases during the course of the three-game weekend vs. Samford
  - \* 12 multi-hit games this year, including two two-run HR games.
  - \* 17 extra-base hits this season, with 15 of those coming in RBI situations

Category	Season High (Last)	Career High (Last)
At-Bats	4, 13 times, last vs. Texas A&M (5/2/21)	4, 13 times, last vs. Texas A&M (5/2/21)
Runs	3 vs. UNC Greensboro (2/19/21)	3 vs. UNC Greensboro (2/19/21)
Hits	3, six times, last vs. ECU (4/14/21)	3, six times, last vs. ECU (4/14/21)
RBI	4, twice, last vs. LSU (4/23/21)	4, twice, last vs. LSU (4/23/21)
Walks	2, twice, last vs. Florida (3/13/21)	2, three times, last vs. Florida (3/13/21)
Stolen Bases	1, six times, last vs. Texas A&M (5/2/21)	1, six times, last vs. Texas A&M (5/2/21)
Hitting Streak (current)	6 games (1)	6 games (2021)

## CAREER STATS

Year	AVG	GP	GS	AB	R	H	2B	3B	HR	RBI	TB	SLG%	BB	HBP	SO	GDP	OB%	SF	SH	SB	ATT	PO	A	E	FLD%
2019	.000	12	2	6	1	0	0	0	0	0	0	.000	2	0	4	0	.250	0	0	0	0	0	0	0	.000
2020	.235	22	6	34	7	8	2	0	1	9	13	.382	6	1	6	0	.366	0	0	0	5	0	1	1	.833
2021	.344	52	51	151	27	52	6	2	10	43	92	.609	14	9	23	0	.419	5	1	6	8	51	1	1	.981
<b>TOTAL</b>	<b>.314</b>	<b>86</b>	<b>59</b>	<b>191</b>	<b>35</b>	<b>60</b>	<b>8</b>	<b>2</b>	<b>11</b>	<b>52</b>	<b>105</b>	<b>.550</b>	<b>22</b>	<b>10</b>	<b>33</b>	<b>0</b>	<b>.404</b>	<b>5</b>	<b>1</b>	<b>6</b>	<b>8</b>	<b>56</b>	<b>1</b>	<b>2</b>	<b>.966</b>

# #5 Tatum Spangler



Henderson, Nevada / Coronado HS



Junior / Animal Sciences (Veterinary)



INF/OF/P



Bats: L / Throws: L



- Nevada Preps Softball Player of the Year in 2018
- Nevada Preps Pitcher of the Year for the Sunrise Region in 2018 and 2017
- Helped Coronado High School to a Southeast Division championship in her freshman season and a third-place finish in the State Championships her junior year.
- First Team All-State the last 3 years and second team her freshman year

**2021:**

- \* UK's top hitter (AVG) in the series vs. #3 Alabama, hitting .444 on the weekend with four hits, a double and a walk in her 10 plate appearances.
- \* Scored the game-winning run vs. Alabama to clinch the series, scoring from third with the bases loaded and one out on a play at the plate.
- \* Had a career-high 11-game hit streak that spanned April 11-25, including nine SEC games.
- \* Six games this year scoring 2+ runs, including a career-high tying three vs. New Mexico State at THE Spring Games and vs. ECU on April 14.
- \* Pitched 6.0 innings vs. Stetson only allowing one hit. She had one walk and six strikeouts in the game, as well.

Category	Season High (Last)	Career High (Last)
At-Bats	5 vs. Georgia (4/11/21)	5 vs. Georgia (4/11/21)
Runs	3, three times, last vs. ECU (4/14/21)	3, three times, last vs. ECU (4/14/21)
Hits	3, four times, last vs. ECU (4/14/21)	3, four times, last vs. ECU (4/14/21)
RBI	3 vs. ECU (4/14/21)	3 vs. ECU (4/14/21)
Walks	1, five times, last vs. ECU (4/14/21)	1, nine times, last vs. ECU (4/14/21)
Stolen Bases	1, twice, last vs. ECU (4/14/21)	1, three times, last vs. ECU (4/14/21)
Hitting Streak (current)	11 games (3)	11 games (2021)
Innings	6.0 vs. Stetson (2/27/21)	6.0 vs. Stetson (2/27/21)
Strikeouts	7 vs. NC Central (2/20/21)	7 vs. NC Central (2/20/21)
Wins	4	4 (2019, 2021)

## CAREER STATS

Year	AVG	GP	GS	AB	R	H	2B	3B	HR	RBI	TB	SLG%	BB	HBP	SO	GDP	OB%	SF	SH	SB	ATT	PO	A	E	FLD%
2019	.188	41	9	16	8	3	1	0	0	3	4	.250	1	0	4	0	.222	1	1	0	0	17	3	3	.870
2020	.286	21	19	49	13	14	5	0	1	4	22	.449	4	1	8	1	.352	0	1	1	1	7	5	0	1.000
2021	.353	51	46	133	33	47	11	2	1	19	65	.489	5	0	19	0	.364	5	5	2	4	75	9	7	.923
<b>TOTAL</b>	<b>.323</b>	<b>113</b>	<b>74</b>	<b>198</b>	<b>54</b>	<b>64</b>	<b>17</b>	<b>2</b>	<b>2</b>	<b>26</b>	<b>91</b>	<b>.460</b>	<b>10</b>	<b>1</b>	<b>31</b>	<b>1</b>	<b>.349</b>	<b>6</b>	<b>7</b>	<b>3</b>	<b>5</b>	<b>99</b>	<b>17</b>	<b>10</b>	<b>.921</b>
Year	ERA	W	L	App	GS	CG	SHO	CBO	SV	IP	H	R	ER	BB	SO	2B	3B	HR	BF	B/Avg	WP	HBP	BK	SFA	SHA
2019	3.73	4	1	10	4	2	1	1	0	20.2	20	11	11	12	17	4	1	0	99	.238	4	3	0	0	0
2020	4.94	0	1	7	3	0	0	1	0	11.1	10	10	8	7	12	1	0	2	55	.227	2	2	0	1	1
2021	2.44	4	3	9	6	1	0	1	0	28.2	22	13	10	10	25	4	0	1	127	.200	2	5	0	1	1
<b>TOTAL</b>	<b>3.35</b>	<b>8</b>	<b>5</b>	<b>26</b>	<b>13</b>	<b>3</b>	<b>1</b>	<b>3</b>	<b>0</b>	<b>60.2</b>	<b>52</b>	<b>34</b>	<b>29</b>	<b>29</b>	<b>54</b>	<b>9</b>	<b>1</b>	<b>3</b>	<b>281</b>	<b>.218</b>	<b>8</b>	<b>10</b>	<b>0</b>	<b>2</b>	<b>2</b>



# #6 Victoria Fragoso



La Mirada, California / Orange Lutheran HS




Freshman / Undeclared



INF



Bats: R/ Throws: R



**2021:**

\* Logged her first-career RBI vs. Stetson on Feb. 28


\* Has hits in three of her seven career at bats

Category	Season High (Last)	Career High (Last)
At-Bats	1, five times, last vs. Alabama (3/27/21)	1, five times, last vs. Alabama (3/27/21)
Runs	-	-
Hits	1, three times, last vs. Dayton (3/20/21)	1, three times, last vs. Dayton (3/20/21)
RBI	1 vs. Stetson (2/28/21)	1 vs. Stetson (2/28/21)
Walks	-	-
Stolen Bases	-	-
Hitting Streak (current)	3 games (3)	3 games (2021)

## CAREER STATS

Year	AVG	GP	GS	AB	R	H	2B	3B	HR	RBI	TB	SLG%	BB	HBP	SO	GDP	OB%	SF	SH	SB	ATT	PO	A	E	FLD%
2021	.429	10	0	7	0	3	0	0	0	1	3	.429	0	1	2	0	.500	0	0	0	0	2	3	1	.833
<b>TOTAL</b>	<b>.429</b>	<b>10</b>	<b>0</b>	<b>7</b>	<b>0</b>	<b>3</b>	<b>0</b>	<b>0</b>	<b>0</b>	<b>1</b>	<b>3</b>	<b>.429</b>	<b>0</b>	<b>1</b>	<b>2</b>	<b>0</b>	<b>.500</b>	<b>0</b>	<b>0</b>	<b>0</b>	<b>0</b>	<b>2</b>	<b>3</b>	<b>1</b>	<b>.833</b>





# #7 Autumn Humes



**Bald Knob, Arkansas / Harding University (AR)**



**Senior-5 / Kinesiology**



**INF/P**



**Bats: R / Throws: R**



- 2017 NCAA Division II Freshman of the Year (Harding University)
- SEC Pitcher of the Week (3/12/19)
- 2019 SEC All-Tournament Team member
- SEC Pitcher of the Week (5/4/21)

**2021:**

- \* The third pitcher in UK history with 20+ wins in a season (Kelsey Nunley, Meagan Prince)
- \* 15-5 start was the third-best through 20 decisions in UK Softball history. 15 wins ties a personal single-season high (2019)
- \* Complete-game shutout on opening day vs. Samford, allowing 0 walks and 7 K's
- \* 12 complete games, including a series-evening GC vs. #3 Alabama on March 28, where she held Alabama to two runs on six hits. Four complete games since April 11, with all coming in SEC play, as well.
- \* Captain

Category	Season High (Last)	Career High (Last)
At-Bats	5 vs. Samford (2/13/21)	5 vs. Samford (2/13/21)
Runs	1, 10 times, last vs. Texas A&M (5/2/21)	2 vs. Boise State (2/14/20)
Hits	3 vs. Samford (2/13/21)	3 vs. Samford (2/13/21)
RBI	4 vs. UNC Greensboro (2/19/21)	4, three times, last vs. UNC Greensboro (2/19/21)
Walks	1, eight times, last vs. South Carolina (5/8/21)	1, 16 times, last vs. South Carolina (5/8/21)
Stolen Bases	-	1, vs. Oregon (2/16/19)
Hitting Streak (current)	4 (2)	4 (2020, 2021)
Innings	7.1 vs. Florida (3/14/21)	11.1 vs. Auburn (3/24/18)
Strikeouts	11 vs. Texas A&M (4/30/21)	11 vs. Texas A&M (4/30/21)
Wins	20	20 (2021)

## CAREER STATS

Year	AVG	GP	GS	AB	R	H	2B	3B	HR	RBI	TB	SLG%	BB	HBP	SO	GDP	OB%	SF	SH	SB	ATT	PO	A	E	FLD%
2018	.217	21	10	23	2	5	2	0	1	1	10	.435	2	0	7	0	.280	0	0	0	0	8	21	1	.967
2019	.190	41	26	42	3	8	1	0	0	3	9	.214	2	0	6	1	.227	0	0	1	1	10	39	2	.961
2020	.300	14	8	30	6	9	2	0	4	15	23	.767	4	0	6	0	.382	0	0	0	0	1	7	0	1.000
2021	.252	44	38	115	10	29	3	1	5	15	49	.426	8	0	24	1	.298	1	1	0	1	4	43	2	.959
<b>TOTAL</b>	<b>.243</b>	<b>120</b>	<b>82</b>	<b>210</b>	<b>21</b>	<b>51</b>	<b>8</b>	<b>1</b>	<b>10</b>	<b>34</b>	<b>91</b>	<b>.433</b>	<b>16</b>	<b>0</b>	<b>43</b>	<b>2</b>	<b>.295</b>	<b>1</b>	<b>1</b>	<b>1</b>	<b>2</b>	<b>23</b>	<b>110</b>	<b>5</b>	<b>.964</b>
Year	ERA	W	L	APP	GS	CG	SHO	CBO	SV	IP	H	R	ER	BB	SO	2B	3B	HR	BF	B/AVG	WP	HBP	BK	SFA	SHA
2018	3.26	9	7	25	16	7	3	0	1	103.0	98	55	48	34	72	19	3	11	439	.251	5	6	0	0	9
2019	3.22	15	11	33	23	12	3	0	2	150.0	156	81	69	38	84	29	2	19	647	.264	5	9	0	3	7
2020	3.19	5	0	8	5	3	1	0	0	37.1	39	24	17	11	21	11	1	6	167	.258	2	1	0	1	3
2021	2.28	20	7	34	26	12	3	0	1	156.2	143	67	51	49	139	22	2	19	672	.234	4	7	0	1	5
<b>TOTAL</b>	<b>2.90</b>	<b>49</b>	<b>25</b>	<b>100</b>	<b>70</b>	<b>34</b>	<b>10</b>	<b>0</b>	<b>4</b>	<b>447.0</b>	<b>436</b>	<b>227</b>	<b>185</b>	<b>132</b>	<b>316</b>	<b>81</b>	<b>8</b>	<b>55</b>	<b>1925</b>	<b>.250</b>	<b>16</b>	<b>23</b>	<b>0</b>	<b>5</b>	<b>24</b>



# #9 Lauren Johnson



Owensboro, Kentucky / Daviess HS



Senior / Integrated Strategic Communication



UTL



Bats: L / Throws: R



- 2015 Kentucky Region Three Player of the Year and Tournament MVP
- 2017 Kentucky All-State Academic

**2021:**

- \* 16 multi-hit games this season
- \* Has scored a run in 27 of 50 games
- \* 11 games this year with multi-RBI's, including four games with 3+ RBI
- \* Had a hit in all three games vs. Alabama
- \* Moves between second base and right or left field defensively. Can also play SS, as that's where she played in 2020
- \* Captain

Category	Season High (Last)	Career High (Last)
At-Bats	5 at Florida (3/14/21)	5, three times, last at Florida (3/14/21)
Runs	4 vs. NC Central (2/20/21)	4 vs. NC Central (2/20/21)
Hits	3, four times, last vs. Pitt (3/4/21)	3, eight times, last vs. Pitt (3/4/21)
RBI	4, twice, last vs. Georgia (4/11/21)	4, four times, last vs. Georgia (4/11/21)
Walks	2 vs. NC Central (2/20/21)	3, vs. Indiana (3/14/18)
Stolen Bases	2, six times, last vs. WKU (3/24/21)	2, seven times, last vs. WKU (3/24/21)
Hitting Streak (current)	9 (0)	11 (2019)

## CAREER STATS

Year	AVG	GP	GS	AB	R	H	2B	3B	HR	RBI	TB	SLG%	BB	HBP	SO	GDP	OB%	SF	SH	SB	ATT	PO	A	E	FLD%
2018	.242	56	38	99	20	24	2	1	1	17	31	.313	22	4	23	0	.394	2	0	6	9	14	3	0	1.000
2019	.345	59	56	148	39	51	14	2	3	21	78	.527	21	1	22	0	.429	0	3	6	8	27	0	2	.931
2020	.323	24	22	65	16	21	3	1	3	17	35	.538	13	3	10	0	.457	0	1	3	5	28	38	7	.904
2021	.347	52	52	167	38	58	11	4	0	41	77	.461	19	1	18	0	.415	1	3	12	15	77	42	7	.944
<b>TOTAL</b>	<b>.322</b>	<b>191</b>	<b>168</b>	<b>479</b>	<b>113</b>	<b>154</b>	<b>30</b>	<b>8</b>	<b>7</b>	<b>96</b>	<b>221</b>	<b>.461</b>	<b>75</b>	<b>9</b>	<b>73</b>	<b>0</b>	<b>.420</b>	<b>3</b>	<b>7</b>	<b>27</b>	<b>37</b>	<b>146</b>	<b>83</b>	<b>16</b>	<b>.935</b>



# #12 Vanessa Nesby



Corona, California / Santiago HS




Sophomore / Journalism



OF



Bats: L / Throws: R



**2021:**

- \* One of UK's top pinch runners off the bench
- \* Speedy slapper
- \* Scored a run in 12 on her 30 appearances
- \* Had an RBI triple to left center vs. Morehead State, her second-career extra-base hit.

Category	Season High (Last)	Career High (Last)
At-Bats	2 vs. Morehead State (3/31/21)	2 vs. Morehead State (3/31/21)
Runs	1, 12 times, last vs. South Carolina (5/8/21)	1, 12 times, last vs. South Carolina (5/8/21)
Hits	1, twice, last vs. Morehead State (3/31/21)	1, twice, last vs. Morehead State (3/31/21)
RBI	1 vs. Morehead State (3/31/21)	1 vs. Morehead State (3/31/21)
Walks	-	-
Stolen Bases	1, twice, last vs. Alabama (3/28/21)	1, twice, last vs. Alabama (3/28/21)
Hitting Streak (current)	2 games (0)	2 games (2021)

## CAREER STATS

Year	AVG	GP	GS	AB	R	H	2B	3B	HR	RBI	TB	SLG%	BB	HBP	SO	GDP	OB%	SF	SH	SB	ATT	PO	A	E	FLD%
2021	.500	30	0	4	12	2	1	1	0	1	5	1.250	0	0	1	0	.500	0	0	2	2	4	0	2	.667
<b>TOTAL</b>	<b>.500</b>	<b>30</b>	<b>0</b>	<b>4</b>	<b>12</b>	<b>2</b>	<b>1</b>	<b>1</b>	<b>0</b>	<b>1</b>	<b>5</b>	<b>1.250</b>	<b>0</b>	<b>0</b>	<b>1</b>	<b>0</b>	<b>.500</b>	<b>0</b>	<b>0</b>	<b>2</b>	<b>2</b>	<b>4</b>	<b>0</b>	<b>2</b>	<b>.667</b>



# #13 Mallory Peyton



Madisonville, Kentucky / Madisonville HS



Senior / Health Human Science (Optometry)



INF



Bats: R / Throws: R

SEC Freshman of the Week (5/7/18)



**2021:**

- \* Suffered a hand injury on March 28 vs. Alabama off a HBP to her throwing (R) hand. She missed two and a half weeks before returning to defense, and three and a half weeks before getting back in the lineup to hit.
- \* Led the NCAA and SEC with 11 home runs in 2020 before the season was shut down on March 12, 2020
- \* 11 home runs this season, including two vs. Coastal Carolina on March 7.
- \* Hit a walk-off HR in the bottom of the eighth inning vs. South Carolina on her Senior Day to sweep the Gamecocks
- \* 14 multi-RBI games this season, including a career-high five vs. Coastal Carolina
- \* 13 doubles to lead all Wildcats
- \* Had a HR in three-straight games (Samford 2/12; Samford 2/13; UNCG 2/19)
- \* Captain

Category	Season High (Last)	Career High (Last)
At-Bats	4, 10 times, last vs. South Carolina (5/8/21)	5, three times, last vs. Florida International (2/28/20)
Runs	3 vs. NC Central (2/20/21)	4 vs. Florida International (2/28/20)
Hits	4 vs. NC Central (2/20/21)	4 vs. NC Central (2/20/21)
RBI	5 vs. Coastal Carolina (3/7/21)	5, twice, last vs. Coastal Carolina (3/7/21)
Walks	2, twice, last vs. Texas A&M (5/1/21)	3 vs. Murray State (3/3/19)
Stolen Bases	1, three times, last vs. Florida Atlantic (2/27/21)	1, eight times, last vs. Florida Atlantic (2/27/21)
Hitting Streak (current)	4 games (0)	6 (2019)

## CAREER STATS

Year	AVG	GP	GS	AB	R	H	2B	3B	HR	RBI	TB	SLG%	BB	HBP	SO	GDP	OB%	SF	SH	SB	ATT	PO	A	E	FLD%
2018	.260	52	36	96	22	25	6	0	7	27	52	.542	10	2	28	0	.339	1	5	2	4	112	11	1	.992
2019	.243	59	59	152	30	37	7	0	13	40	83	.546	20	13	40	0	.372	3	6	2	2	399	6	10	.976
2020	.379	24	24	66	24	25	4	1	11	35	64	.970	10	10	12	0	.517	1	3	1	3	144	8	3	.981
2021	.302	45	44	126	25	38	13	0	11	45	84	.667	11	9	21	1	.387	4	1	3	3	312	7	3	.991
<b>TOTAL</b>	<b>.284</b>	<b>180</b>	<b>163</b>	<b>440</b>	<b>101</b>	<b>125</b>	<b>30</b>	<b>1</b>	<b>42</b>	<b>147</b>	<b>283</b>	<b>.643</b>	<b>51</b>	<b>34</b>	<b>101</b>	<b>1</b>	<b>.393</b>	<b>9</b>	<b>15</b>	<b>8</b>	<b>12</b>	<b>967</b>	<b>32</b>	<b>17</b>	<b>.983</b>





# #14 Jaci Babbs



Sturgis, Kentucky / Union Co. HS



Junior / Mathematical Economics



OF



Bats: L / Throws: R



- First Team All-State (KY)
- Union Co. HS to four-straight District championships
- Four-time KY Golden Glove winner (HS)

**2021:**

- \* Slapper
- \* One of UK's best pinch runners, and also a terrific bunter
- \* Scored six runs this season
- \* Primarily will play the corner outfield positions when in the game on defense

Category	Season High (Last)	Career High (Last)
At-Bats	3, twice, last vs. Louisville (4/21/21)	3, three, last vs. Louisville (4/21/21)
Runs	1, six times, last vs. Texas A&M (4/30/21)	2, three times, last vs. Florida International (2/28/20)
Hits	1, four times, last vs. Louisville (4/21/21)	3 vs. Florida International (2/28/20)
RBI	1 vs. ECU (4/14/21)	2 vs. Detroit (2/16/20)
Walks	2 vs. New Mexico State (2/27/21)	2 vs. New Mexico State (2/27/21)
Stolen Bases	1 vs. Pitt (3/4/21)	1, nine times, last vs. Pitt (3/4/21)
Hitting Streak (current)	1 (0)	3 (2020)

## CAREER STATS

Year	AVG	GP	GS	AB	R	H	2B	3B	HR	RBI	TB	SLG%	BB	HBP	SO	GDP	OB%	SF	SH	SB	ATT	PO	A	E	FLD%
2019	.000	53	0	1	28	0	0	0	0	0	0	.000	0	0	0	0	.000	0	0	4	8	0	0	0	.000
2020	.348	19	8	23	15	8	1	0	0	3	9	.391	3	0	6	0	.423	0	0	4	5	6	0	0	1.000
2021	.148	34	8	27	6	4	1	0	0	1	5	.185	6	1	6	0	.324	0	2	1	3	3	1	1	.800
<b>TOTAL</b>	<b>.235</b>	<b>106</b>	<b>16</b>	<b>51</b>	<b>49</b>	<b>12</b>	<b>2</b>	<b>0</b>	<b>0</b>	<b>4</b>	<b>14</b>	<b>.275</b>	<b>9</b>	<b>1</b>	<b>12</b>	<b>0</b>	<b>.361</b>	<b>0</b>	<b>2</b>	<b>9</b>	<b>16</b>	<b>9</b>	<b>1</b>	<b>1</b>	<b>.909</b>



# #17 Sloan Gayan



Ottawa, Illinois / Ottawa Township HS



Sophomore / Kinesiology



UTL



Bats: R / Throws: R



**2021:**

- \* Dropped hitting to focus on being a pitcher in 2021, as she used to do both
- \* Picked up the win in the circle vs. NC Central on Feb. 21, allowing 0 runs on one hit in three innings of work
- \* Struck out four vs. the NC Central Eagles, a new career high

Category	Season High (Last)	Career High (Last)
Innings	3.0 vs. NC Central (2/21/20)	4.0 vs. Georgia Tech (2/22/20)
Strikeouts	4 vs. NC Central (2/21/20)	4 vs. NC Central (2/21/20)
Appearances	4	4 (2020, 2021)
Wins	1	1 (2020 and 2021)

## CAREER STATS

Year	ERA	W	L	APP	GS	CG	SHO	CBO	SV	IP	H	R	ER	BB	SO	2B	3B	HR	BF	B/AVG	WP	HBP	BK	SFA	SHA
2020	4.06	1	0	4	1	0	0	1	0	10.1	8	6	6	4	10	0	0	3	44	.205	2	1	0	0	0
2021	8.00	1	0	4	2	0	0	1	0	7.0	9	8	8	3	5	1	0	2	34	.300	2	1	0	0	0
<b>TOTAL</b>	<b>5.65</b>	<b>2</b>	<b>0</b>	<b>8</b>	<b>3</b>	<b>0</b>	<b>0</b>	<b>2</b>	<b>0</b>	<b>17.1</b>	<b>17</b>	<b>14</b>	<b>14</b>	<b>7</b>	<b>15</b>	<b>1</b>	<b>0</b>	<b>5</b>	<b>78</b>	<b>.246</b>	<b>4</b>	<b>2</b>	<b>0</b>	<b>0</b>	<b>0</b>



# #19 Rylea Smith



St. Louis, Missouri / Parkway North HS



Sophomore / Foreign Languages & International Studies



OF



Bats: L / Throws: R



- SEC Newcomer of the Week (3/30/21)
- SEC All-Newcomer Team (2021)

**2021:**

- \* SEC All-Newcomer Team (2021)
- \* SEC Newcomer of the Week (3/30/21)
- \* 10 multi-hit games this season, including three three-hit games
- \* Game-tying HR in the bottom of the seventh vs. #3 Alabama to complete the four-run comeback. She then won the game with a bases-loaded infield single in the bottom of the eighth to clinch the series in her next at bat.
- \* SC Top-10 catch vs. Florida in B7th to save game, and then won the game in T9th on RBI single into LF
- \* Known for her triple-threat ability. Very fast, can slap, can hit for average, and launched her first-career HR on opening weekend vs. Samford
- \* Struck out vs. Pitt on March 4 for the first time in 51-straight AB's dating back to 2020

Category	Season High (Last)	Career High (Last)
At-Bats	4, six times, last vs. Tennessee (4/3/21)	5, three times, last vs. Marshall (3/11/20)
Runs	3, twice, last vs. New Mexico State (2/27/21)	4, twice, last vs. Marshall (3/11/20)
Hits	3, three times, last at Florida (3/14/21)	3, 10 times, last at Florida (3/14/21)
RBI	4 vs. Tennessee (4/3/21)	4 vs. Tennessee (4/3/21)
Walks	2 vs. ECU (4/14/21)	2 vs. ECU (4/14/21)
Stolen Bases	1 vs. Stetson (2/28/21)	2 vs. Minnesota (2/9/20)
Hitting Streak (current)	5 games (0)	12 games (2020)

## CAREER STATS

Year	AVG	GP	GS	AB	R	H	2B	3B	HR	RBI	TB	SLG%	BB	HBP	SO	GDP	OB%	SF	SH	SB	ATT	PO	A	E	FLD%
2020	.420	24	24	88	29	37	6	1	0	30	45	.511	2	0	12	1	.424	2	0	7	8	12	0	4	.750
2021	.322	46	40	118	34	38	5	0	3	16	52	.441	11	0	17	0	.380	0	0	1	2	29	1	1	.968
<b>TOTAL</b>	<b>.364</b>	<b>70</b>	<b>64</b>	<b>206</b>	<b>63</b>	<b>75</b>	<b>11</b>	<b>1</b>	<b>3</b>	<b>46</b>	<b>97</b>	<b>.471</b>	<b>13</b>	<b>0</b>	<b>29</b>	<b>1</b>	<b>.398</b>	<b>2</b>	<b>0</b>	<b>8</b>	<b>10</b>	<b>41</b>	<b>1</b>	<b>5</b>	<b>.894</b>



# #20 Erica Thulen



Erie, Illinois / Erie-Prophetstown HS




Freshman / Management



INF



Bats: R / Throws: R



**2021:**

- \* Has scored 11 runs this season, all in a pinch-running scenario
- \* Two walks vs. NC Central
- \* Logged an RBI vs. NC Central on Feb. 20 for her first-career run driven in

Category	Season High (Last)	Career High (Last)
At-Bats	1, twice, last vs. Morehead State (3/31/21)	1, twice, last vs. Morehead State (3/31/21)
Runs	1, 11 times, last vs. Louisville (4/21/21)	1, 11 times, last vs. Louisville (4/21/21)
Hits	-	-
RBI	-	-
Walks	2 vs. NC Central (2/20/21)	2 vs. NC Central (2/20/21)
Stolen Bases	1, three times, last vs. Texas A&M (5/1/21)	1, three times, last vs. Texas A&M (5/1/21)
Hitting Streak (current)	0 (0)	0 games (2021)

## CAREER STATS

Year	AVG	GP	GS	AB	R	H	2B	3B	HR	RBI	TB	SLG%	BB	HBP	SO	GDP	OB%	SF	SH	SB	ATT	PO	A	E	FLD%
2021	.000	24	0	2	11	0	0	0	0	1	0	.000	2	0	1	0	.500	0	0	3	3	0	0	0	.000
<b>TOTAL</b>	<b>.000</b>	<b>24</b>	<b>0</b>	<b>2</b>	<b>11</b>	<b>0</b>	<b>0</b>	<b>0</b>	<b>0</b>	<b>1</b>	<b>0</b>	<b>.000</b>	<b>2</b>	<b>0</b>	<b>1</b>	<b>0</b>	<b>.500</b>	<b>0</b>	<b>0</b>	<b>3</b>	<b>3</b>	<b>0</b>	<b>0</b>	<b>0</b>	<b>.000</b>





# #21 Erin Coffel



**Bremen, Indiana / Bremen HS**




**Freshman / Kinesiology**



**SS**



**Bats: R / Throws: R**



- Week 1 D1Softball National Freshman of the Week
- Week 2 SEC Freshman of the Week
- Week 12 SEC Freshman of the Week
- Second Team All-SEC
- SEC All-Freshman Team

**2021:**

- \* Second Team All-SEC, SEC All-Freshman Team
- \* D1Softball National Freshman of the Week (2/15)
- \* SEC Freshman of the Week (2/21)
- \* SEC Freshman of the Week (5/4)
- \* Has 16 home runs this year, a new freshman UK record.
- \* Tied the school record with two HR's and six RBI in a single game vs. New Mexico State at THE Spring Games on Feb. 26. Then did the exact same thing, tying the school single-game HR record and RBI record on April 3 vs. Tennessee.
- \* 11 multi-run games this season, and 14 multi-hit games
- \* 25 extra-base hits
- \* Five of the first six games this season were multi-hit games for Coffel this year

Category	Season High (Last)	Career High (Last)
At-Bats	5, twice, last vs. NC Central (2/20/21)	5, twice, last vs. NC Central (2/20/21)
Runs	3, three times, last vs. Morehead State (3/31/21)	3, three times, last vs. Morehead State (3/31/21)
Hits	4 vs. Samford (2/12/21)	4 vs. Samford (2/12/21)
RBI	6, twice, last vs. Tennessee (4/3/21)	6, twice, last vs. Tennessee (4/3/21)
Walks	2, three times, last vs. Morehead State (3/31/21)	2, three times, last vs. Morehead State (3/31/21)
Stolen Bases	1, three times, last vs. Georgia (4/11/21)	1, three times, last vs. Georgia (4/11/21)
Hitting Streak (current)	10 (0)	10 games (2021)

## CAREER STATS

Year	AVG	GP	GS	AB	R	H	2B	3B	HR	RBI	TB	SLG%	BB	HBP	SO	GDP	OB%	SF	SH	SB	ATT	PO	A	E	FLD%
2021	.354	52	52	161	45	57	8	1	16	53	115	.714	21	13	27	1	.462	2	2	3	5	66	114	13	.933
<b>TOTAL</b>	<b>.354</b>	<b>52</b>	<b>52</b>	<b>161</b>	<b>45</b>	<b>57</b>	<b>8</b>	<b>1</b>	<b>16</b>	<b>53</b>	<b>115</b>	<b>.714</b>	<b>21</b>	<b>13</b>	<b>27</b>	<b>1</b>	<b>.462</b>	<b>2</b>	<b>2</b>	<b>3</b>	<b>5</b>	<b>66</b>	<b>114</b>	<b>13</b>	<b>.933</b>



# #23 Stephanie Schoonover



Dothan, Alabama / Rehobeth HS



Freshman / Kinesiology



UTL



Bats: R / Throws: R



**2021:**

- \* Hitting pitcher
- \* Three of her four outings in the circle have been 2.0 innings
- \* Struck out a career-high 2 batters vs. UNCG on Feb. 18

Category	Season High (Last)	Career High (Last)
At-Bats	-	-
Runs	-	-
Hits	-	-
RBI	-	-
Walks	-	-
Stolen Bases	-	-
Hitting Streak (current)	-	-
Innings	2.0, three times, last vs. Pitt (2/4/21)	2.0, three times, last vs. Pitt (2/4/21)
Strikeouts	2 vs. UNC Greensboro (2/19/21)	2 vs. UNC Greensboro (2/19/21)
Wins	-	-

## CAREER STATS

Year	AVG	GP	GS	AB	R	H	2B	3B	HR	RBI	TB	SLG%	BB	HBP	SO	GDP	OB%	SF	SH	SB	ATT	PO	A	E	FLD%
2021	.000	3	0	0	0	0	0	0	0	0	0	.000	0	0	0	0	.000	0	0	0	0	0	3	0	1.000
<b>TOTAL</b>	<b>.000</b>	<b>3</b>	<b>0</b>	<b>0</b>	<b>0</b>	<b>0</b>	<b>0</b>	<b>0</b>	<b>0</b>	<b>0</b>	<b>0</b>	<b>.000</b>	<b>0</b>	<b>0</b>	<b>0</b>	<b>0</b>	<b>.000</b>	<b>0</b>	<b>0</b>	<b>0</b>	<b>0</b>	<b>0</b>	<b>3</b>	<b>0</b>	<b>1.000</b>
Year	ERA	W	L	App	GS	CG	SHO	CBO	SV	IP	H	R	ER	BB	SO	2B	3B	HR	BF	B/Avg	WP	HBP	BK	SFA	SHA
2021	1.00	0	0	4	0	0	0	1	0	7.0	6	1	1	34	0	0	0	2	9	.250	0	2	0	0	0
<b>TOTAL</b>	<b>1.00</b>	<b>0</b>	<b>0</b>	<b>4</b>	<b>0</b>	<b>0</b>	<b>0</b>	<b>1</b>	<b>0</b>	<b>7.0</b>	<b>6</b>	<b>1</b>	<b>1</b>	<b>34</b>	<b>0</b>	<b>0</b>	<b>0</b>	<b>2</b>	<b>9</b>	<b>.250</b>	<b>0</b>	<b>2</b>	<b>0</b>	<b>0</b>	<b>0</b>





# #25 Emmy Blane



Hopkinsville, Kentucky / Christian Co. HS



Sophomore / Psychology



INF



Bats: R / Throws: R



**2021:**

- \* Great defensive player, as she plays 2B, 3B and SS.
- \* Primarily will be the Flex/DFO player for UK
- \* Comes from Christain County, the same HS as former UK great Griffin Joiner
- \* Moved to 2B after the injury to Mallory Peyton on March 28, and now is starting at second base

Category	Season High (Last)	Career High (Last)
At-Bats	3, twice, last vs. Georgia (4/11/21)	3, seven times, last vs. Georgia (4/11/21)
Runs	1, twice, last vs. South Carolina (5/7/21)	1, four times, last vs. South Carolina (5/7/21)
Hits	1 vs. Georgia (4/11/21)	1, four times, last vs. Georgia (4/11/21)
RBI	-	2 vs. Detroit (2/29/20)
Walks	1, four times, last vs. Georgia (4/11/21)	1, six times, last vs. Georgia (4/11/21)
Stolen Bases	-	-
Hitting Streak (current)	1 (0)	1 (2020, 2021)

## CAREER STATS

Year	AVG	GP	GS	AB	R	H	2B	3B	HR	RBI	TB	SLG%	BB	HBP	SO	GDP	OB%	SF	SH	SB	ATT	PO	A	E	FLD%
2020	.111	23	18	27	2	3	0	0	0	3	3	.111	2	0	9	0	.161	2	0	0	0	24	26	2	.962
2021	.042	45	33	24	2	1	0	0	0	0	1	.042	4	0	7	0	.179	0	1	1	1	64	61	9	.933
<b>TOTAL</b>	<b>.078</b>	<b>68</b>	<b>51</b>	<b>51</b>	<b>4</b>	<b>4</b>	<b>0</b>	<b>0</b>	<b>0</b>	<b>3</b>	<b>4</b>	<b>.078</b>	<b>6</b>	<b>0</b>	<b>16</b>	<b>0</b>	<b>.169</b>	<b>2</b>	<b>1</b>	<b>1</b>	<b>1</b>	<b>88</b>	<b>87</b>	<b>11</b>	<b>.941</b>



2021 KENTUCKY SOFTBALL | WEEK 15 | NCAA REGIONALS

# #34 Cassie Lindmark



Lyons, Illinois / Marist HS




Sophomore / Social Work



C



Bats: R / Throws: R



**2021:**

\* Will split time behind the plate this season as a catcher with Kayla Kowalik

\* Had season highs vs. NC Central in AB's, runs, hits, RBI and walks

## CAREER STATS

Category	Season High (Last)	Career High (Last)
At-Bats	3 vs. NC Central (2/21/21)	3 vs. NC Central (2/21/21)
Runs	1 vs. NC Central (2/21/21)	1 vs. NC Central (2/21/21)
Hits	1, three times, last vs. NC Central (2/21/21)	1, four times, last vs. NC Central (2/21/21)
RBI	1 vs. NC Central (2/21/21)	1, three times, last vs. NC Central (2/21/21)
Walks	1 vs. NC Central (2/20/21)	1, five times, last 1 vs. NC Central (2/20/21)
Stolen Bases	-	-
Hitting Streak (current)	2 (2)	2 games (2021)

Year	AVG	GP	GS	AB	R	H	2B	3B	HR	RBI	TB	SLG%	BB	HBP	SO	GDP	OB%	SF	SH	SB	ATT	PO	A	E	FLD%
2020	.077	17	8	13	0	1	0	0	0	2	1	.077	4	0	2	0	.294	0	0	0	0	30	1	1	.969
2021	.273	16	13	11	1	3	1	0	0	1	4	.364	1	2	2	0	.429	0	0	1	1	49	2	0	1.000
<b>TOTAL</b>	<b>.167</b>	<b>33</b>	<b>21</b>	<b>24</b>	<b>1</b>	<b>4</b>	<b>1</b>	<b>0</b>	<b>0</b>	<b>3</b>	<b>5</b>	<b>.208</b>	<b>5</b>	<b>2</b>	<b>4</b>	<b>0</b>	<b>.355</b>	<b>0</b>	<b>0</b>	<b>1</b>	<b>1</b>	<b>79</b>	<b>3</b>	<b>1</b>	<b>.988</b>



# #77 Meeko Harrison



Fontana, California / Etiwanda HS




Freshman / Kinesiology



INF



Bats: L / Throws: R



**2021:**

\* Walked vs. Stetson for her first time reaching base as a Wildcat at THE Spring Games

\* Hit her first-career HR on national TV vs. Morehead State in her third-career at bat on March 31.

Category	Season High (Last)	Career High (Last)
At-Bats	1, five times, last vs. Auburn (4/16/21)	1, five times, last vs. Auburn (4/16/21)
Runs	1 vs. Morehead State (3/31/21)	1 vs. Morehead State (3/31/21)
Hits	1 vs. Morehead State (3/31/21)	1 vs. Morehead State (3/31/21)
RBI	1 vs. Morehead State (3/31/21)	1 vs. Morehead State (3/31/21)
Walks	1 vs. Stetson (2/28/21)	1 vs. Stetson (2/28/21)
Stolen Bases	-	-
Hitting Streak (current)	1 (1)	1 (2021)

## CAREER STATS

Year	AVG	GP	GS	AB	R	H	2B	3B	HR	RBI	TB	SLG%	BB	HBP	SO	GDP	OB%	SF	SH	SB	ATT	PO	A	E	FLD%
2021	.200	6	0	5	1	1	0	0	1	2	4	.800	1	0	3	0	.333	0	0	0	0	2	0	0	1.000
<b>TOTAL</b>	<b>.200</b>	<b>6</b>	<b>0</b>	<b>5</b>	<b>1</b>	<b>1</b>	<b>0</b>	<b>0</b>	<b>1</b>	<b>2</b>	<b>4</b>	<b>.800</b>	<b>1</b>	<b>0</b>	<b>3</b>	<b>0</b>	<b>.333</b>	<b>0</b>	<b>0</b>	<b>0</b>	<b>0</b>	<b>2</b>	<b>0</b>	<b>0</b>	<b>1.000</b>

# 2021 KENTUCKY SOFTBALL | WEEK 15 | NCAA REGIONALS




## #99 Kayla Kowalik



New Braunsfels, Texas / St. John Paul II HS



Junior / Management & Accounting



UTL



Bats: L / Throws: R



- Second Team All-SEC (2021)
- 2019 SEC All-Freshman Team
- SEC Freshman of the Week (3/4/19)
- SEC Freshman of the Week (3/19/19)
- 2015, 2016 and 2017 All-District (TX)
- 2015, 2016 and 2017 District Champions (HS)

### 2021:

- \* Leads the NCAA in batting average. Per D1Softball's Graham Hays: Only nine Power 5 players won the batting title in past 40 seasons. List includes Kaitlin Cochran, Lisa Fernandez, Jessica Mendoza, Stacey Nuveman.
- \* Set the UK single-game record with five runs scored vs. NC Central on Feb. 20
- \* This season, has set school records for consecutive games with a hit (24) runs scored in a season (73) and hits (92)
- \* 29 multi-hit games, including 3+ hits in April in 10 of UK's 15 April games. At one point, had nine-straight multi-hit games vs. SEC teams
- \* Reached base safely in 32-straight games, breaking the UK school record (31, Abbey Cheek, 2019) vs. Georgia
- \* Sister, Gabbie, plays for St. Louis University, and was the NFCA D1 Player of the Week on March 17, 2021.
- \* Has scored a run in all but eight games this season and 28 games out of the last 30.
- \* UK's lead-off hitter for all 50 games
- \* Team captain

Category	Season High (Last)	Career High (Last)
At-Bats	5, four times, last vs. Louisville (4/21/21)	6 at Alabama (4/28/19)
Runs	5 vs. NC Central (2/20/21)	5 vs. NC Central (2/20/21)
Hits	4, three times, last vs. Georgia (4/11/21)	4, five times, last vs. Georgia (4/11/21)
RBI	3, four times, last vs. Stetson (2/28/21)	4 vs. Murray State (3/2/19)
Walks	2, five times, last vs. Texas A&M (4/30/21)	4 vs. Oregon (2/15/19)
Stolen Bases	2, three times, last vs. Eastern Kentucky (4/21/21)	2, four times, last vs. Eastern Kentucky (4/21/21)
Hitting Streak (current)	23 games (23*)	23 games (2021)

### CAREER STATS

Year	AVG	GP	GS	AB	R	H	2B	3B	HR	RBI	TB	SLG%	BB	HBP	SO	GDP	OB%	SF	SH	SB	ATT	PO	A	E	FLD%
2019	.357	60	59	185	49	66	8	5	0	25	84	.454	29	3	22	0	.452	0	2	14	17	102	7	2	.982
2020	.373	24	24	83	31	31	4	8	0	13	51	.614	11	2	10	0	.458	0	2	11	11	103	3	2	.981
2021	.505	52	52	182	73	92	10	6	12	35	150	.824	21	1	16	0	.556	1	2	20	22	230	10	1	.996
<b>TOTAL</b>	<b>.420</b>	<b>136</b>	<b>135</b>	<b>450</b>	<b>153</b>	<b>189</b>	<b>22</b>	<b>19</b>	<b>12</b>	<b>73</b>	<b>285</b>	<b>.633</b>	<b>61</b>	<b>6</b>	<b>48</b>	<b>0</b>	<b>.494</b>	<b>1</b>	<b>6</b>	<b>45</b>	<b>50</b>	<b>435</b>	<b>20</b>	<b>5</b>	<b>.989</b>



2021 Kentucky Softball  
 Statistics Summary for Kentucky (as of May 18, 2021)  
 (All games)



Record: 39-13 Home: 12-5 Away: 15-8 Neutral: 12-0 SEC: 13-11

Date	Opponent	Score	Player	avg	gp-gs	ab	r	h	2b	3b	hr	rbi	bb	hbp	so	sb-att
2/12	at Samford	w 4-0	Kayla Kowalik	.505	52-52	182	73	92	10	6	12	35	21	1	16	20-22
2/12	at Samford	w 15-3	Erin Coffel	.354	52-52	161	45	57	8	1	16	53	21	13	27	3-5
2/13	at Samford	w 12-9	Tatum Spangler	.353	51-46	133	33	47	11	2	1	19	5	0	19	2-4
2/19	at UNC Greensboro	w 7-2	Lauren Johnson	.347	52-52	167	38	58	11	4	0	41	19	1	18	12-15
2/19	at UNC Greensboro	w 14-4	Renee Abernathy	.344	52-51	151	27	52	6	2	10	43	14	9	23	6-8
^2/20	vs NC Central	w 20-1	Rylea Smith	.322	46-40	118	34	38	5	0	3	16	11	0	17	1-2
^2/20	at CAMPBELL	w 11-3	Mallory Peyton	.302	45-44	126	25	38	13	0	11	45	11	9	21	3-3
^2/21	vs NC Central	w 14-0	Grace Baalman	.271	40-30	85	7	23	0	0	5	18	15	0	16	0-0
^2/21	vs Mt. St. Mary's	w 10-0	Autumn Humes	.252	44-38	115	10	29	3	1	5	15	8	0	24	0-1
&2/26	vs NM State	w 11-1	Miranda Stoddard	.210	50-48	119	23	25	4	0	8	24	20	0	24	1-1
&2/26	vs Florida Int'l	w 6-5	-----													
&2/27	vs Stetson	w 7-0	Vanessa Nesby	.500	30-0	4	12	2	1	1	0	1	0	0	1	2-2
&2/27	vs NM State	w 10-1	Victoria Fragoso	.429	10-0	7	0	3	0	0	0	1	0	1	2	0-0
&2/28	vs Stetson	w 15-0	Cassie Lindmark	.273	17-13	11	1	3	1	0	0	1	1	2	2	1-1
%3/4	vs Pitt	w 8-1	Meeko Harrison	.200	6-0	5	1	1	0	0	1	2	1	0	3	0-0
%3/4	at Florida Atlantic	w 3-1	Jaci Babbs	.148	34-8	27	6	4	1	0	0	1	6	1	6	1-3
%3/5	vs Illinois State	w 5-4	Emmy Blane	.042	45-33	24	2	1	0	0	0	0	4	0	7	1-1
%3/7	vs Coastal Carolina	w 12-3	Erica Thulen	.000	24-0	2	11	0	0	0	0	1	2	0	1	3-3
%3/7	at Florida Atlantic	w 7-3	Emma Boitnott	.000	4-0	1	2	0	0	0	0	0	1	0	0	0-0
*3/12	at #6 Florida	L 1-3	Stephanie Schoono	.000	5-0	0	0	0	0	0	0	0	0	0	0	0-0
*3/13	at #6 Florida	L 1-3	Sloan Gayan	.000	11-10	0	0	0	0	0	0	0	0	0	0	0-0
*3/14	at #6 Florida	w 4-2	Meghan Schorman	.000	1-1	0	0	0	0	0	0	0	0	0	0	0-0
3/16	EASTERN KENTUCKY	w 6-5	Totals	.329	52	1438	350	473	74	17	72	316	160	37	227	56-71
3/20	DAYTON	w 3-1	Opponents	.246	52	1324	167	326	47	2	42	152	123	28	245	23-26
3/20	DAYTON	w 3-1														
3/24	at WKU	L 1-2														
*3/27	#3 ALABAMA	L 6-11														
*3/28	#3 ALABAMA	w 4-2														
*3/29	#3 ALABAMA	w 5-4	Player	era	w-l	app	gs	cq	sh	sv	ip	h	r	er	bb	so
3/31	MOREHEAD STATE	w 13-1	Autumn Humes	2.28	20-7	34	26	12	3	1	156.2	143	67	51	49	139
*4/2	at #21 Tennessee	L 1-6	Grace Baalman	3.44	9-3	25	15	3	0	2	81.1	77	49	40	45	45
*4/3	at #21 Tennessee	w 13-2	-----													
*4/4	at #21 Tennessee	L 2-6	Meghan Schorman	0.00	0-0	1	0	0	0	0	2.0	0	0	0	1	2
*4/11	#20 GEORGIA	w 11-3	Stephanie Schoono	1.00	0-0	4	0	0	0	0	7.0	6	1	1	3	4
*4/11	#20 GEORGIA	L 8-9	Tatum Spangler	2.44	4-3	9	6	1	0	0	28.2	22	13	10	10	25
*4/12	#20 GEORGIA	L 2-5	Miranda Stoddard	2.85	5-0	18	3	0	0	1	51.2	65	27	21	9	22
4/14	at Eastern Kentucky	w 12-4	Sloan Gayan	4.54	1-0	6	2	0	0	0	12.1	13	10	8	6	8
*4/16	at Auburn	L 3-5	Totals	2.70	39-13	52	52	16	6	4	339.2	326	167	131	123	245
*4/17	at Auburn	L 2-4	Opponents	5.68	13-39	52	52	12	0	2	331.2	473	350	269	160	227
*4/18	at Auburn	w 5-1														
4/21	LOUISVILLE	w 6-5														
*4/23	#15 LSU	w 7-5														
*4/25	#15 LSU	L 7-10														
*4/25	#15 LSU	L 4-10														
*4/30	at Texas A&M	w 5-1	Score by innings			1	2	3	4	5	6	7	8	9	Total	
*5/1	at Texas A&M	w 2-1	Kentucky			64	55	67	61	60	14	23	3	3	350	
*5/2	at Texas A&M	w 5-1	Opponents			25	22	34	15	26	22	22	0	1	167	
*5/7	SOUTH CAROLINA	w 4-3														
*5/8	SOUTH CAROLINA	w 6-3														
*5/8	SOUTH CAROLINA	w 3-2														
+5/12	vs Georgia	w 3-0														
+5/13	at #3 Alabama	L 1-5														

\* = Conference game  
 ^ = Campbell Invit'I (Buies Creek, N.C.)  
 & = 2021 Spring Games (Orlando, Fla.)  
 % - FAU Tournament (Boca Raton, Fla.)  
 + = SEC Tournament (Tuscaloosa, Ala.)

LOB - Team (334), Opp (310). DPs turned - Team (25), Opp (15). IBB - Team (6), Abernathy, R 2, Coffel, E 2, Stoddard, M 1, Kowalik, K 1. Picked off - Smith, R 1.

PB - Team (5), Kowalik, K 4, Lindmark, C 1, Opp (6). Pickoffs - Team (0), Opp (1). SBA/ATT - Kowalik, K (19-22), Humes, A (11-12), Baalman, G (5-6), Stoddard, M (3-4), Lindmark, C (4-4), Spangler, T (3-3), Gayan, S (1-1).

Win-loss breakouts: Day 29-8; Night 10-5; vs Left 6-1; vs Right 33-12;  
 1-run games 8-2; 2-run games 6-4; 5+run games 17-3; Extra inns 5-1; Shutouts 6-0.  
 Current streak: Lost 1; Longest winning streak: 19; Longest losing streak: 2.  
 Attendance: Home 8118 (avg 507); Away 9886 (avg 299); Total 18004 (avg 367).





2021 Kentucky Softball  
Overall Statistics for Kentucky (as of May 18, 2021)  
(All games Sorted by Batting avg)



Record: 39-13 Home: 12-5 Away: 15-8 Neutral: 12-0 SEC: 13-11

Player	avg	gp-gs	ab	r	h	2b	3b	hr	rbi	tb	slg%	bb	hp	so	gdp	ob%	sf	sh	sb-att	po	a	e	fld%	
Kayla Kowalik	.505	52-52	182	73	92	10	6	12	35	150	.824	21	1	16	0	.556	1	2	20-22	230	10	1	.996	
Erin Coffel	.354	52-52	161	45	57	8	1	16	53	115	.714	21	13	27	1	.462	2	2	3-5	66	114	13	.933	
Tatum Spangler	.353	51-46	133	33	47	11	2	1	19	65	.489	5	0	19	0	.364	5	5	2-4	75	9	7	.923	
Lauren Johnson	.347	52-52	167	38	58	11	4	0	41	77	.461	19	1	18	0	.415	1	3	12-15	77	42	7	.944	
Renee Abernathy	.344	52-51	151	27	52	6	2	10	43	92	.609	14	9	23	0	.419	5	1	6-8	51	1	1	.981	
Rylea Smith	.322	46-40	118	34	38	5	0	3	16	52	.441	11	0	17	0	.380	0	0	1-2	29	1	1	.968	
Mallory Peyton	.302	45-44	126	25	38	13	0	11	45	84	.667	11	9	21	1	.387	4	1	3-3	312	7	3	.991	
Grace Baalman	.271	40-30	85	7	23	0	0	5	18	38	.447	15	0	16	0	.376	1	0	0-0	4	18	1	.957	
Autumn Humes	.252	44-38	115	10	29	3	1	5	15	49	.426	8	0	24	1	.298	1	1	0-1	4	43	2	.959	
Miranda Stoddard	.210	50-48	119	23	25	4	0	8	24	53	.445	20	0	24	1	.321	1	5	1-1	44	92	9	.938	
-----																								
Vanessa Nesby	.500	30-0	4	12	2	1	1	0	1	5	1.250	0	0	1	0	.500	0	0	2-2	4	0	2	.667	
Victoria Fragoso	.429	10-0	7	0	3	0	0	0	1	3	.429	0	1	2	0	.500	0	0	0-0	2	3	1	.833	
Cassie Lindmark	.273	17-13	11	1	3	1	0	0	1	4	.364	1	2	2	0	.429	0	0	1-1	50	2	0	1.000	
Meeko Harrison	.200	6-0	5	1	1	0	0	1	2	4	.800	1	0	3	0	.333	0	0	0-0	2	0	0	1.000	
Jaci Babbs	.148	34-8	27	6	4	1	0	0	1	5	.185	6	1	6	0	.324	0	2	1-3	3	1	1	.800	
Emmy Blane	.042	45-33	24	2	1	0	0	0	0	1	.042	4	0	7	0	.179	0	1	1-1	64	61	9	.933	
Erica Thulen	.000	24-0	2	11	0	0	0	0	1	0	.000	2	0	1	0	.500	0	0	3-3	0	0	0	.000	
Emma Boitnott	.000	4-0	1	2	0	0	0	0	0	0	.000	1	0	0	0	.500	0	0	0-0	0	0	0	.000	
Meghan Schorman	.000	1-1	0	0	0	0	0	0	0	0	.000	0	0	0	0	.000	0	0	0-0	0	1	0	1.000	
Stephanie Schoonover	.000	5-0	0	0	0	0	0	0	0	0	.000	0	0	0	0	.000	0	0	0-0	1	3	0	1.000	
Sloan Gayan	.000	11-10	0	0	0	0	0	0	0	0	.000	0	0	0	0	.000	0	0	0-0	1	0	0	1.000	
Totals	.329	52	1438	350	473	74	17	72	316	797	.554	160	37	227	4	.405	21	23	56-71	1019	408	58	.961	
Opponents	.246	52	1324	167	326	47	2	42	152	503	.380	123	28	245	9	.322	6	15	23-26	995	333	72	.949	

LOB - Team (334), Opp (310). DPs turned - Team (25), Opp (15). IBB - Team (6), Abernathy, R 2, Coffel, E 2, Stoddard, M 1, Kowalik, K 1. Picked off - Smith, R 1.

(All games Sorted by Earned run avg)

Player	era	w-l	app	gs	cg	sho	sv	ip	h	r	er	bb	so	2b	3b	hr	b/avg	wp	hp	bk	sfa	sha
Autumn Humes	2.28	20-7	34	26	12	3/0	1	156.2	143	67	51	49	139	22	2	19	.234	4	7	0	1	5
Grace Baalman	3.44	9-3	25	15	3	0/2	2	81.1	77	49	40	45	45	12	0	14	.247	4	11	0	3	4
-----																						
Meghan Schorman	0.00	0-0	1	0	0	0/0	0	2.0	0	0	0	1	2	0	0	0	.000	0	1	0	0	0
Stephanie Schoonover	1.00	0-0	4	0	0	0/1	0	7.0	6	1	1	3	4	0	0	0	.250	0	2	0	0	0
Tatum Spangler	2.44	4-3	9	6	1	0/1	0	28.2	22	13	10	10	25	4	0	1	.200	2	5	0	1	1
Miranda Stoddard	2.85	5-0	18	3	0	0/1	1	51.2	65	27	21	9	22	7	0	5	.308	2	1	0	1	5
Sloan Gayan	4.54	1-0	6	2	0	0/1	0	12.1	13	10	8	6	8	2	0	3	.260	2	1	0	0	0
Totals	2.70	39-13	52	52	16	6/3	4	339.2	326	167	131	123	245	47	2	42	.246	14	28	0	6	15
Opponents	5.68	13-39	52	52	12	0/0	2	331.2	473	350	269	160	227	74	17	72	.329	35	37	0	21	23

PB - Team (5), Kowalik, K 4, Lindmark, C 1, Opp (6). Pickoffs - Team (0), Opp (1). SBA/ATT - Kowalik, K (19-22), Humes, A (11-12), Baalman, G (5-6), Stoddard, M (3-4), Lindmark, C (4-4), Spangler, T (3-3), Gayan, S (1-1).



2021 Kentucky Softball  
Overall Statistics for Kentucky (as of May 18, 2021)  
(All games Sorted by Fielding pct)



Player	c	po	a	e	fld%	dp	sba	csb	sba%	pb	ci
Cassie Lindmark	52	50	2	0	1.000	0	4	0	1.000	1	0
Stephanie Schoonover	4	1	3	0	1.000	0	0	0	.000	0	0
Meeko Harrison	2	2	0	0	1.000	0	0	0	.000	0	0
Meghan Schorman	1	0	1	0	1.000	0	0	0	.000	0	0
Sloan Gayan	1	1	0	0	1.000	0	1	0	1.000	0	0
Kayla Kowalik	241	230	10	1	.996	1	19	3	.864	4	0
Mallory Peyton	322	312	7	3	.991	20	0	0	.000	0	0
Renee Abernathy	53	51	1	1	.981	0	0	0	.000	0	0
Rylea Smith	31	29	1	1	.968	1	0	0	.000	0	0
Autumn Humes	49	4	43	2	.959	2	11	1	.917	0	0
Grace Baalman	23	4	18	1	.957	4	5	1	.833	0	0
Lauren Johnson	126	77	42	7	.944	6	0	0	.000	0	0
Miranda Stoddard	145	44	92	9	.938	4	3	1	.750	0	0
Emmy Blane	134	64	61	9	.933	8	0	0	.000	0	0
Erin Coffel	193	66	114	13	.933	13	0	0	.000	0	0
Tatum Spangler	91	75	9	7	.923	2	3	0	1.000	0	0
Victoria Fragoso	6	2	3	1	.833	0	0	0	.000	0	0
Jaci Babbs	5	3	1	1	.800	0	0	0	.000	0	0
Vanessa Nesby	6	4	0	2	.667	0	0	0	.000	0	0
Emma Boitnott	0	0	0	0	.000	0	0	0	.000	0	0
Erica Thulen	0	0	0	0	.000	0	0	0	.000	0	0
Totals	1485	1019	408	58	.961	25	23	3	.885	5	0
Opponents	1400	995	333	72	.949	15	56	15	.789	6	0

Hitting minimums - 1 Games 0.8 AB/Game

Pitching minimums - 1 Games 1.0 IP/Game



2021 Kentucky Softball  
 Games Summary for Kentucky (as of May 18, 2021)  
 (All games)



Score by innings	1	2	3	4	5	6	7	8	9	Total
Kentucky	64	55	67	61	60	14	23	3	3	350
Opponents	25	22	34	15	26	22	22	0	1	167

Record when ...

Overall	39-13	After 4 leading	33-1
Conference	13-11	..... trailing	2-11
Non-Conference	26-2	..... tied	4-1
Home games	12-5	After 5 leading	21-1
Away games	15-8	..... trailing	2-12
Neutral site	12-0	..... tied	3-0
Day games	29-8	After 6 leading	22-1
Night games	10-5	..... trailing	2-12
vs Left starter	6-1	..... tied	2-0
vs Right starter	33-12		
1-Run games	8-2	Hit 0 home runs	8-4
2-Run games	6-4	... 1 home run	12-8
5+Run games	17-3	... 2+ home runs	19-1
Extra innings	5-1		
Shutouts	6-0	Opponent 0 home runs	21-3
		..... 1 home run	13-5
		..... 2+ HRs	5-5
Scoring 0-2 runs	1-8		
..... 3-5 runs	14-2		
..... 6-9 runs	9-3	Made 0 errors	18-5
..... 10+ runs	15-0	.... 1 error	12-1
		.... 2+ errors	9-7
Opponent 0-2 runs	23-1		
..... 3-5 runs	15-6	Opp. made 0 errors	9-5
..... 6-9 runs	1-3	..... 1 error	14-2
..... 10+ runs	0-3	..... 2+ errors	16-6
Scored in 1st inning	23-4	Out-hit opponent	31-4
Opp. scored in 1st	5-7	Out-hit by opponent	7-9
Scores first	31-5	Hits are tied	1-0
Opp. scores first	8-8		

Record when team scores:

Runs	0	1	2	3	4	5	6	7	8	9	10+
W-L	0-0	0-5	1-3	5-1	4-1	5-0	4-1	4-1	1-1	0-0	15-0

Record when opponent scores:

Runs	0	1	2	3	4	5	6	7	8	9	10+
W-L	6-0	12-0	5-1	7-2	4-1	4-3	0-2	0-0	0-0	1-1	0-3

Record when leading after:

Inn.	1	2	3	4	5	6
W-L	19-2	27-2	31-1	33-1	21-1	22-1

Record when trailing after:

Inn.	1	2	3	4	5	6
W-L	2-7	5-9	4-10	2-11	2-12	2-12

Record when tied after:

Inn.	1	2	3	4	5	6
W-L	18-4	7-2	4-2	4-1	3-0	2-0

Current losing streak: 1

Longest winning streak: 19

Longest losing streak: 2

Home attendance : 8118 ( 16 dates avg = 507 )

Away attendance : 9886 ( 33 dates avg = 299 )

Total attendance: 18004 ( 49 dates avg = 367 )



2021 Kentucky Softball  
 Batting Leaders for Kentucky (as of May 18, 2021)  
 (All games)



Hitting minimums - 1 Games 0.8 AB/Game  
 Pitching minimums - 1 Games 1.0 IP/Game

<b>Batting avg</b>		<b>Slugging pct</b>		<b>On base pct</b>	
1. Kayla Kowalik	.505	1. Kayla Kowalik	.824	1. Kayla Kowalik	.556
2. Erin Coffel	.354	2. Erin Coffel	.714	2. Erin Coffel	.462
3. Tatum Spangler	.353	3. Mallory Peyton	.667	3. Renee Abernathy	.419
4. Lauren Johnson	.347	4. Renee Abernathy	.609	4. Lauren Johnson	.415
5. Renee Abernathy	.344	5. Tatum Spangler	.489	5. Mallory Peyton	.387
<b>Runs scored</b>		<b>Hits</b>		<b>Runs batted in</b>	
1. Kayla Kowalik	73	1. Kayla Kowalik	92	1. Erin Coffel	53
2. Erin Coffel	45	2. Lauren Johnson	58	2. Mallory Peyton	45
3. Lauren Johnson	38	3. Erin Coffel	57	3. Renee Abernathy	43
4. Rylea Smith	34	4. Renee Abernathy	52	4. Lauren Johnson	41
5. Tatum Spangler	33	5. Tatum Spangler	47	5. Kayla Kowalik	35
<b>Doubles</b>		<b>Triples</b>		<b>Home runs</b>	
1. Mallory Peyton	13	1. Kayla Kowalik	6	1. Erin Coffel	16
2. Tatum Spangler	11	2. Lauren Johnson	4	2. Kayla Kowalik	12
Lauren Johnson	11	3. Renee Abernathy	2	3. Mallory Peyton	11
4. Kayla Kowalik	10	Tatum Spangler	2	4. Renee Abernathy	10
5. Erin Coffel	8	5. 3 tied at...	1	5. Miranda Stoddard	8
<b>Total bases</b>		<b>Walks</b>		<b>Hit by pitch</b>	
1. Kayla Kowalik	150	1. Erin Coffel	21	1. Erin Coffel	13
2. Erin Coffel	115	Kayla Kowalik	21	2. Mallory Peyton	9
3. Renee Abernathy	92	3. Miranda Stoddard	20	Renee Abernathy	9
4. Mallory Peyton	84	4. Lauren Johnson	19	4. Cassie Lindmark	2
5. Lauren Johnson	77	5. Grace Baalman	15	5. 4 tied at.....	1
<b>Sac bunts</b>		<b>Sac flies</b>		<b>Stolen bases</b>	
1. Miranda Stoddard	5	1. Renee Abernathy	5	1. Kayla Kowalik	20
Tatum Spangler	5	Tatum Spangler	5	2. Lauren Johnson	12
3. Lauren Johnson	3	3. Mallory Peyton	4	3. Renee Abernathy	6
4. 3 tied at....	2	4. Erin Coffel	2	4. 3 tied at....	3
		5. 5 tied at.....	1		
<b>Caught stealing</b>		<b>Steal attempts</b>		<b>Stolen base pct</b>	
1. Lauren Johnson	3	1. Kayla Kowalik	22	1. Mallory Peyton	1.000
2. 5 tied at....	2	2. Lauren Johnson	15	Miranda Stoddard	1.000
		3. Renee Abernathy	8	3. Kayla Kowalik	.909
		4. Erin Coffel	5	4. Lauren Johnson	.800
		5. Tatum Spangler	4	5. Renee Abernathy	.750
<b>Strikeouts</b>		<b>Grounded into DP</b>		<b>Total plate appearances</b>	
1. Erin Coffel	27	1. Autumn Humes	1	1. Kayla Kowalik	207
2. Miranda Stoddard	24	Mallory Peyton	1	2. Erin Coffel	199
Autumn Humes	24	Erin Coffel	1	3. Lauren Johnson	191
4. Renee Abernathy	23	Miranda Stoddard	1	4. Renee Abernathy	180
5. Mallory Peyton	21			5. Mallory Peyton	151
<b>At bats</b>		<b>Games played</b>		<b>Game starts</b>	
1. Kayla Kowalik	182	1. Lauren Johnson	52	1. Lauren Johnson	52
2. Lauren Johnson	167	Kayla Kowalik	52	Kayla Kowalik	52
3. Erin Coffel	161	Erin Coffel	52	Erin Coffel	52
4. Renee Abernathy	151	Renee Abernathy	52	4. Renee Abernathy	51
5. Tatum Spangler	133	5. Tatum Spangler	51	5. Miranda Stoddard	48
<b>Games as sub</b>					
1. Vanessa Nesby	30				
2. Jaci Babbs	26				
3. Erica Thulen	24				
4. Emmy Blane	12				
5. 2 tied at....	10				





2021 Kentucky Softball  
 Batting Per-Game Leaders for Kentucky (as of May 18, 2021)  
 (All games)



Hitting minimums - 1 Games 0.8 AB/Game  
 Pitching minimums - 1 Games 1.0 IP/Game

<b>Hits per game</b>		<b>Runs scored per game</b>		<b>Doubles per game</b>	
1. Kayla Kowalik	1.77	1. Kayla Kowalik	1.40	1. Mallory Peyton	0.29
2. Lauren Johnson	1.12	2. Erin Coffel	0.87	2. Tatum Spangler	0.22
3. Erin Coffel	1.10	3. Rylea Smith	0.74	3. Lauren Johnson	0.21
4. Renee Abernathy	1.00	4. Lauren Johnson	0.73	4. Kayla Kowalik	0.19
5. Tatum Spangler	0.92	5. Tatum Spangler	0.65	5. Erin Coffel	0.15
<b>Triples per game</b>		<b>Homers per game</b>		<b>RBI s per game</b>	
1. Kayla Kowalik	0.12	1. Erin Coffel	0.31	1. Erin Coffel	1.02
2. Lauren Johnson	0.08	2. Mallory Peyton	0.24	2. Mallory Peyton	1.00
3. Tatum Spangler	0.04	3. Kayla Kowalik	0.23	3. Renee Abernathy	0.83
4. Renee Abernathy	0.04	4. Renee Abernathy	0.19	4. Lauren Johnson	0.79
5. Autumn Humes	0.02	5. Miranda Stoddard	0.16	5. Kayla Kowalik	0.67
<b>Stolen bases per game</b>		<b>Walks per game</b>		<b>Strikeouts per game</b>	
1. Kayla Kowalik	0.38	1. Kayla Kowalik	0.40	1. Kayla Kowalik	0.31
2. Lauren Johnson	0.23	Erin Coffel	0.40	2. Lauren Johnson	0.35
3. Renee Abernathy	0.12	3. Miranda Stoddard	0.40	3. Rylea Smith	0.37
4. Mallory Peyton	0.07	4. Grace Baalman	0.38	4. Tatum Spangler	0.37
5. Erin Coffel	0.06	5. Lauren Johnson	0.37	5. Grace Baalman	0.40
<b>At bats per game</b>		<b>Plate appearances/gam</b>			
1. Kayla Kowalik	3.50	1. Kayla Kowalik	3.98		
2. Lauren Johnson	3.21	2. Erin Coffel	3.83		
3. Erin Coffel	3.10	3. Lauren Johnson	3.67		
4. Renee Abernathy	2.90	4. Renee Abernathy	3.46		
5. Mallory Peyton	2.80	5. Mallory Peyton	3.36		



2021 Kentucky Softball  
Pitching Leaders for Kentucky (as of May 18, 2021)  
(All games)



Hitting minimums - 1 Games 0.8 AB/Game  
Pitching minimums - 1 Games 1.0 IP/Game

<b>Earned run avg</b>		<b>Opposing bat avg</b>		<b>Won-loss pct</b>	
1. Autumn Humes	2.28	1. Autumn Humes	.234	1. Grace Baalman	.750
2. Grace Baalman	3.44	2. Grace Baalman	.247	2. Autumn Humes	.741
<b>Wins</b>		<b>Losses</b>		<b>Saves</b>	
1. Autumn Humes	20	1. Autumn Humes	7	1. Grace Baalman	2
2. Grace Baalman	9	2. Grace Baalman	3	2. Miranda Stoddard	1
3. Miranda Stoddard	5	Tatum Spangler	3	Autumn Humes	1
4. Tatum Spangler	4				
5. Sloan Gayan	1				
<b>Innings pitched</b>		<b>Batters struck out</b>		<b>Appearances</b>	
1. Autumn Humes	156.2	1. Autumn Humes	139	1. Autumn Humes	34
2. Grace Baalman	81.1	2. Grace Baalman	45	2. Grace Baalman	25
		3. Tatum Spangler	25	3. Miranda Stoddard	18
		4. Miranda Stoddard	22	4. Tatum Spangler	9
		5. Sloan Gayan	8	5. Sloan Gayan	6
<b>Games started</b>		<b>Games finished</b>		<b>Games in relief</b>	
1. Autumn Humes	26	1. Miranda Stoddard	11	1. Miranda Stoddard	15
2. Grace Baalman	15	2. Autumn Humes	8	2. Grace Baalman	10
3. Tatum Spangler	6	3. Grace Baalman	6	3. Autumn Humes	8
4. Miranda Stoddard	3	4. Stephanie Schoonover	4	4. Sloan Gayan	4
5. Sloan Gayan	2	5. 2 tied at.....	3	Stephanie Schoonover	4
<b>Wild pitches</b>		<b>Balks</b>		<b>Hit batters</b>	
1. Autumn Humes	4			1. Grace Baalman	11
Grace Baalman	4			2. Autumn Humes	7
3. Sloan Gayan	2			3. Tatum Spangler	5
Tatum Spangler	2			4. Stephanie Schoonover	2
Miranda Stoddard	2			5. 3 tied at..	1
<b>Intentional BB allowed</b>		<b>Runners picked off</b>		<b>Batters SO out looking</b>	
				1. Autumn Humes	26
				2. Grace Baalman	11
				3. Miranda Stoddard	6
				4. Tatum Spangler	5
				5. Sloan Gayan	2
<b>Sac bunts allowed</b>		<b>Sac flies allowed</b>		<b>Hits allowed</b>	
1. Miranda Stoddard	5	1. Grace Baalman	3	1. Grace Baalman	77
Autumn Humes	5	2. Autumn Humes	1	2. Autumn Humes	143
3. Grace Baalman	4	Tatum Spangler	1		
4. Tatum Spangler	1	Miranda Stoddard	1		
<b>Runs allowed</b>		<b>Earned runs allowed</b>		<b>Walks allowed</b>	
1. Grace Baalman	49	1. Grace Baalman	40	1. Grace Baalman	45
2. Autumn Humes	67	2. Autumn Humes	51	2. Autumn Humes	49
<b>Doubles allowed</b>		<b>Triples allowed</b>		<b>Home runs allowed</b>	
1. Grace Baalman	12	1. Grace Baalman	0	1. Grace Baalman	14
2. Autumn Humes	22	2. Autumn Humes	2	2. Autumn Humes	19



2021 Kentucky Softball  
Pitching Per-Game leaders for Kentucky (as of May 18, 2021)  
(All games)



Hitting minimums - 1 Games 0.8 AB/Game  
Pitching minimums - 1 Games 1.0 IP/Game

Innings per game		Strikeouts/game		Walks allowed/game	
1. Autumn Humes	4.61	1. Autumn Humes	6.21	1. Autumn Humes	2.19
2. Grace Baalman	3.25	2. Grace Baalman	3.87	2. Grace Baalman	3.87
Doubles allowed/game		Triples allowed/game		Homers allowed/game	
1. Autumn Humes	0.98	1. Grace Baalman	0.00	1. Autumn Humes	0.85
2. Grace Baalman	1.03	2. Autumn Humes	0.09	2. Grace Baalman	1.20
Fly outs/game		Ground outs/game		Batters faced/game	
1. Grace Baalman	7.83	1. Grace Baalman	8.09	1. Grace Baalman	32.27
2. Autumn Humes	6.12	2. Autumn Humes	8.09	2. Autumn Humes	30.03
Hits allowed/game		Runs allowed/game		Earned runs/game	
1. Autumn Humes	6.39	1. Autumn Humes	2.99	1. Autumn Humes	2.28
2. Grace Baalman	6.63	2. Grace Baalman	4.22	2. Grace Baalman	3.44



2021 Kentucky Softball  
 Fielding Leaders for Kentucky (as of May 18, 2021)  
 (All games)



Hitting minimums - 1 Games  
 Pitching minimums - 1 Games 1.0 IP/Game

<b>Fielding pct</b>		<b>Chances</b>		<b>Putouts</b>	
1. Cassie Lindmark	1.000	1. Mallory Peyton	322	1. Mallory Peyton	312
Stephanie Schoonover	1.000	2. Kayla Kowalik	241	2. Kayla Kowalik	230
Meeko Harrison	1.000	3. Erin Coffel	193	3. Lauren Johnson	77
Sloan Gayan	1.000	4. Miranda Stoddard	145	4. Tatum Spangler	75
Meghan Schorman	1.000	5. Emmy Blane	134	5. Erin Coffel	66
<b>Assists</b>		<b>Errors</b>		<b>Fielding double plays</b>	
1. Erin Coffel	114	1. Erin Coffel	13	1. Mallory Peyton	20
2. Miranda Stoddard	92	2. Miranda Stoddard	9	2. Erin Coffel	13
3. Emmy Blane	61	Emmy Blane	9	3. Emmy Blane	8
4. Autumn Humes	43	4. Lauren Johnson	7	4. Lauren Johnson	6
5. Lauren Johnson	42	Tatum Spangler	7	5. 2 tied at.....	4
<b>Stolen bases against</b>		<b>Caught stealing by</b>		<b>Steal attempts against</b>	
1. Kayla Kowalik	19	1. Kayla Kowalik	3	1. Kayla Kowalik	22
2. Autumn Humes	11	2. Miranda Stoddard	1	2. Autumn Humes	12
3. Grace Baalman	5	Autumn Humes	1	3. Grace Baalman	6
4. Cassie Lindmark	4	Grace Baalman	1	4. Miranda Stoddard	4
5. 2 tied at.....	3			Cassie Lindmark	4
<b>Passed balls</b>		<b>Catchers interference</b>			
1. Kayla Kowalik	4				
2. Cassie Lindmark	1				



2021 Kentucky Softball  
 Team Game-by-Game for Kentucky (as of May 18, 2021)  
 Batting (All games)

Date	Opponent	ab	r	h	rbi	2b	3b	hr	tb	bb	ibb	sb	cs	hbp	sac	sf	gdp	k	po	a	e	lob	avg
Feb 12	at Samford	27	4	8	3	3	1	1	16	2	0	0	2	1	0	0	1	4	21	8	0	5	.296
Feb 12	at Samford	32	15	18	15	2	0	4	32	6	0	0	0	0	0	0	1	2	15	11	3	8	.441
Feb 13	at Samford	35	12	14	12	3	1	2	25	6	0	1	0	3	0	0	0	2	21	12	5	11	.426
Feb 19	at UNC Greensboro	28	7	9	8	1	1	3	21	3	0	1	0	0	1	0	0	7	21	6	2	4	.402
Feb 19	at UNC Greensboro	28	14	15	14	2	0	4	29	5	0	0	1	2	0	0	0	1	15	6	0	6	.427
Feb 20	vs NC Central	28	20	15	19	6	1	3	32	10	0	4	0	4	0	2	0	2	15	3	0	9	.444
Feb 20	at CAMPBELL	35	11	11	11	0	0	2	17	3	0	1	0	2	0	1	0	3	21	9	2	9	.423
Feb 21	vs NC Central	25	14	12	12	2	2	2	24	2	0	0	0	1	1	0	0	2	15	5	0	3	.429
Feb 21	vs Mt. St. Mary's	28	10	15	8	4	1	2	27	2	0	0	0	0	0	0	0	1	15	6	0	5	.440
Feb 26	vs NM State	27	11	10	10	1	0	2	17	2	0	4	0	0	0	0	0	4	15	7	0	3	.433
Feb 26	vs Florida Int'l	28	6	10	6	2	1	2	20	4	0	0	1	0	0	0	0	1	21	10	2	6	.427
Feb 27	vs Stetson	26	7	8	5	2	0	0	10	7	0	3	0	0	1	2	0	1	21	7	0	8	.418
Feb 27	vs NM State	22	10	9	10	1	0	2	16	4	0	2	1	1	0	1	0	0	15	8	1	4	.417
Feb 28	vs Stetson	25	15	14	15	3	1	1	22	4	0	3	0	1	0	2	0	2	15	7	1	5	.426
Mar 04	vs Pitt	34	8	13	8	1	1	2	22	3	0	3	0	1	0	1	0	8	21	7	0	10	.423
Mar. 4	at Florida Atlantic	26	3	5	1	1	0	0	6	3	0	3	0	0	0	0	0	2	21	10	1	5	.410
Mar. 5	vs Illinois State	31	5	11	3	1	0	1	15	0	0	2	0	0	0	0	0	9	21	5	0	7	.406
Mar. 7	vs Coastal Carolina	22	12	7	10	0	1	2	15	4	0	0	0	1	0	0	0	4	15	4	0	3	.402
3/7/2021	at Florida Atlantic	29	7	9	6	0	0	0	9	7	0	0	0	2	0	0	0	3	21	12	0	10	.397
*Mar 12	at Florida	23	1	3	1	2	0	0	5	1	0	0	0	0	1	1	0	7	18	5	0	4	.386
*Mar 13	at Florida	24	1	3	1	0	0	1	6	1	0	0	0	0	1	0	0	4	18	9	3	4	.376
*Mar 14	at Florida	32	4	8	3	1	0	1	12	5	0	1	2	0	2	0	0	7	27	7	0	8	.369
Mar 16	EASTERN KENTUC	26	6	8	6	1	0	1	12	2	0	2	0	1	1	0	0	3	21	8	0	6	.367
Mar 20	DAYTON	23	3	6	3	1	0	1	10	0	0	0	0	0	1	0	0	6	21	13	3	3	.363
Mar 20	DAYTON	29	3	11	3	1	0	0	12	3	0	0	0	0	0	0	0	6	21	5	0	11	.364
Mar 24	at WKU	29	1	7	1	0	1	0	9	6	0	3	0	0	4	1	0	3	26	11	1	12	.359
*Mar 27	ALABAMA	31	6	8	3	1	1	0	11	1	0	0	0	0	1	0	0	9	21	12	2	6	.355
*Mar 28	ALABAMA	28	4	10	4	2	0	0	12	1	0	4	0	1	0	1	0	5	21	11	2	9	.355
*Mar 29	ALABAMA	32	5	10	5	0	0	3	19	4	3	0	0	0	0	0	0	4	24	10	1	9	.353
Mar 31	MOREHEAD STAT	22	13	10	11	1	1	3	22	8	0	3	0	1	0	0	0	2	15	8	1	6	.356
*Apr 02	at Tennessee	24	1	3	1	0	0	1	6	1	0	0	0	2	0	0	0	10	18	5	0	5	.349
*Apr 03	at Tennessee	29	13	13	13	1	0	4	26	2	0	0	0	0	0	0	0	2	15	6	1	3	.352
*Apr 04	at Tennessee	24	2	3	2	0	1	1	8	3	0	0	0	0	0	0	0	13	18	6	3	4	.346
*Apr 11	GEORGIA	22	11	10	9	0	0	2	16	5	0	0	2	0	0	0	0	4	15	3	1	2	.349
*Apr 11	GEORGIA	33	8	12	8	3	0	1	18	6	1	2	0	1	0	0	0	5	21	13	2	11	.350
*Apr 12	GEORGIA	30	2	10	2	0	0	1	13	4	0	0	0	0	1	0	1	3	21	11	0	12	.349
Apr 14	at Eastern Kentucky	30	12	14	11	3	0	4	29	3	0	2	0	1	0	0	0	1	15	2	0	7	.352
*Apr 16	at Auburn	30	3	9	3	1	0	1	13	1	1	2	1	0	1	0	0	10	18	10	3	8	.351
*Apr 17	at Auburn	24	2	4	2	0	0	1	7	2	0	0	0	1	0	0	1	4	18	6	5	4	.347
*Apr 18	at Auburn	27	5	7	2	2	0	0	9	1	0	0	0	0	1	1	0	7	21	10	1	4	.345
Apr 21	LOUISVILLE	33	6	9	6	3	0	1	15	1	0	2	0	1	1	3	0	8	27	8	2	7	.343
*Apr 23	LSU	25	7	6	5	0	0	2	12	2	0	1	0	1	1	0	0	5	21	10	1	4	.340
*Apr 25	LSU	26	7	7	6	2	0	2	15	1	0	0	0	1	1	2	0	2	21	10	0	3	.339
*Apr 25	LSU	26	4	6	4	1	0	1	10	1	0	0	0	2	0	0	0	2	21	6	3	4	.337
*Apr 30	at Texas A&M	28	5	8	4	0	0	1	11	5	0	2	0	1	0	0	0	4	21	3	0	8	.335
*May 1	at Texas A&M	30	2	6	2	2	1	0	10	3	1	1	2	2	1	0	0	3	24	11	1	10	.332
*May 2	at Texas A&M	30	5	11	3	0	1	1	16	2	0	2	1	0	0	1	0	5	21	8	3	7	.333
*May 07	SOUTH CAROLINA	24	4	8	4	4	0	0	12	3	0	1	0	0	1	0	0	3	21	12	1	6	.333
*May 08	SOUTH CAROLINA	25	6	8	6	1	0	1	12	3	0	0	0	1	1	1	0	2	21	5	0	7	.333
*May 08	SOUTH CAROLINA	31	3	8	3	1	0	1	12	1	0	0	0	0	0	0	0	3	24	8	1	7	.331
May 12	vs Georgia	25	3	9	3	3	0	1	15	0	0	0	1	0	0	1	0	2	21	4	0	5	.332
May 13	at Alabama	27	1	5	0	2	0	0	7	1	0	1	1	1	0	0	0	15	18	9	0	7	.329
Totals		1438	350	473	316	74	17	72	797	160	6	56	15	37	23	21	4	227	1019	408	58	334	.329

2021 Kentucky Softball  
Team Game-by-Game for Kentucky (as of May 18, 2021)  
Pitching (All games)

Date	Opponent	ip	h	r	er	bb	so	2b	3b	hr	wp	bk	hbp	dp	ibb	score	w-l	sv	era
Feb 12	at Samford	7.0	4	0	0	0	7	1	0	0	0	0	0	0	0	4-0	1-0	0	0.00
Feb 12	at Samford	5.0	2	3	1	2	3	1	0	0	1	0	3	1	0	15-3	2-0	0	0.58
Feb 13	at Samford	7.0	11	9	6	1	4	3	0	2	0	0	0	1	0	12-9	3-0	0	2.58
Feb 19	at UNC Greensboro	7.0	4	2	2	3	2	0	0	2	0	0	1	1	0	7-2	4-0	0	2.42
Feb 19	at UNC Greensboro	5.0	8	4	4	1	5	1	0	0	0	0	0	0	0	14-4	5-0	0	2.94
Feb 20	vs NC Central	5.0	4	1	1	3	7	2	0	0	0	0	1	0	0	20-1	6-0	0	2.72
Feb 20	at CAMPBELL	7.0	5	3	2	1	6	1	0	0	0	0	0	0	0	11-3	7-0	0	2.60
Feb 21	vs NC Central	5.0	4	0	0	1	5	0	0	0	1	0	1	1	0	14-0	8-0	0	2.33
Feb 21	vs Mt. St. Mary's	5.0	4	0	0	0	9	1	0	0	0	0	1	0	0	10-0	9-0	0	2.11
Feb 26	vs NM State	5.0	3	1	1	1	4	0	0	0	0	0	1	0	0	11-1	10-0	0	2.05
Feb 26	vs Florida Int'l	7.0	10	5	3	4	2	0	0	1	0	0	0	1	0	6-5	11-0	0	2.15
Feb 27	vs Stetson	7.0	1	0	0	1	7	0	0	0	1	0	1	0	0	7-0	12-0	0	1.94
Feb 27	vs NM State	5.0	3	1	0	0	5	2	0	0	0	0	1	0	0	10-1	13-0	0	1.82
Feb 28	vs Stetson	5.0	0	0	0	0	4	0	0	0	0	0	0	0	0	15-0	14-0	0	1.71
Mar 04	vs Pitt	7.0	6	1	1	5	7	1	0	1	0	0	0	1	0	8-1	15-0	0	1.65
Mar. 4	at Florida Atlantic	7.0	7	1	1	2	3	0	0	0	0	0	0	1	0	3-1	16-0	1	1.60
Mar. 5	vs Illinois State	7.0	7	4	4	0	8	2	0	1	0	0	0	0	0	5-4	17-0	1	1.77
Mar. 7	vs Coastal Carolina	5.0	5	3	3	2	2	1	0	1	0	0	0	0	0	12-3	18-0	1	1.88
3/7/2021	at Florida Atlantic	7.0	6	3	2	2	7	1	2	0	1	0	1	1	0	7-3	19-0	2	1.89
*Mar 12	at Florida	6.0	6	3	3	1	2	2	0	0	0	0	0	0	0	1-3	19-1	2	1.97
*Mar 13	at Florida	6.0	7	3	0	2	0	1	0	0	0	0	0	0	0	1-3	19-2	2	1.87
*Mar 14	at Florida	9.0	5	2	2	3	1	1	0	1	2	0	0	2	0	4-2	20-2	2	1.85
Mar 16	EASTERN KENTUC	7.0	9	5	5	3	4	1	0	2	0	0	0	1	0	6-5	21-2	3	2.01
Mar 20	DAYTON	7.0	4	1	0	0	4	0	0	0	2	0	0	1	0	3-1	22-2	4	1.91
Mar 20	DAYTON	7.0	6	1	1	1	9	1	0	0	0	0	0	0	0	3-1	23-2	4	1.87
Mar 24	at WKU	8.2	5	2	2	6	5	0	0	1	0	0	2	1	0	1-2	23-3	4	1.86
*Mar 27	ALABAMA	7.0	13	11	8	2	5	2	0	2	2	0	1	0	0	6-11	23-4	4	2.11
*Mar 28	ALABAMA	7.0	6	2	1	3	5	2	0	0	0	0	0	0	0	4-2	24-4	4	2.06
*Mar 29	ALABAMA	8.0	7	4	4	6	5	5	0	0	0	0	0	0	0	5-4	25-4	4	2.13
Mar 31	MOREHEAD STAT	5.0	4	1	1	2	7	1	0	0	0	0	1	0	0	13-1	26-4	4	2.11
*Apr 02	at Tennessee	6.0	11	6	6	3	4	1	0	1	0	0	0	0	0	1-6	26-5	4	2.26
*Apr 03	at Tennessee	5.0	5	2	1	3	5	0	0	1	0	0	0	0	0	13-2	27-5	4	2.23
*Apr 04	at Tennessee	6.0	9	6	6	2	3	1	0	1	2	0	1	1	0	2-6	27-6	4	2.37
*Apr 11	GEORGIA	5.0	3	3	2	2	0	0	0	1	0	0	1	1	0	11-3	28-6	4	2.38
*Apr 11	GEORGIA	7.0	8	9	6	3	3	1	0	4	1	0	1	1	0	8-9	28-7	4	2.49
*Apr 12	GEORGIA	7.0	8	5	5	2	4	1	0	1	0	0	3	1	0	2-5	28-8	4	2.57
Apr 14	at Eastern Kentucky	5.0	4	4	4	2	7	0	0	2	0	0	1	0	0	12-4	29-8	4	2.64
*Apr 16	at Auburn	6.0	8	5	3	3	3	0	0	1	0	0	0	1	0	3-5	29-9	4	2.66
*Apr 17	at Auburn	6.0	7	4	2	2	6	1	0	0	0	0	1	0	0	2-4	29-10	4	2.65
*Apr 18	at Auburn	7.0	6	1	1	3	5	0	0	1	0	0	0	0	0	5-1	30-10	4	2.60
Apr 21	LOUISVILLE	9.0	10	5	5	4	6	0	0	1	0	0	0	1	0	6-5	31-10	4	2.65
*Apr 23	LSU	7.0	7	5	5	7	1	0	0	2	0	0	0	0	0	7-5	32-10	4	2.71
*Apr 25	LSU	7.0	11	10	10	6	3	2	0	2	0	0	2	1	0	7-10	32-11	4	2.89
*Apr 25	LSU	7.0	10	10	1	5	5	2	0	4	0	0	1	0	0	4-10	32-12	4	2.85
*Apr 30	at Texas A&M	7.0	6	1	1	3	11	0	0	0	0	0	0	0	0	5-1	33-12	4	2.80
*May 1	at Texas A&M	8.0	9	1	1	1	4	2	0	1	0	0	0	0	0	2-1	34-12	4	2.75
*May 2	at Texas A&M	7.0	3	1	1	1	6	0	0	0	0	0	0	1	0	5-1	35-12	4	2.71
*May 07	SOUTH CAROLINA	7.0	9	3	3	2	4	1	0	1	0	0	0	1	0	4-3	36-12	4	2.72
*May 08	SOUTH CAROLINA	7.0	9	3	3	2	3	0	0	1	0	0	2	2	0	6-3	37-12	4	2.72
*May 08	SOUTH CAROLINA	8.0	7	2	2	1	5	0	0	1	0	0	0	0	0	3-2	38-12	4	2.70
May 12	vs Georgia	7.0	3	0	0	2	10	1	0	0	0	0	0	0	0	3-0	39-12	4	2.64
May 13	at Alabama	6.0	7	5	5	6	3	1	0	2	1	0	0	1	0	1-5	39-13	4	2.70
Totals		339.2	326	167	131	123	245	47	2	42	14	0	28	25	0	350-167	39-13	4	2.70

2021 Kentucky Softball  
Individual Game-by-Game for Kentucky (as of May 18, 2021)

#4 Renee Abernathy - 52 games (All games)

Date	Opponent	Pos	AB	R	H	RBI	2B	3B	HR	BB	SB	CS	HBP	SAC	SF	GDP	K	PO	A	E	Avg
Feb 12	at Samford-1	*of	3	0	1	1	1	0	0	1	0	0	0	0	0	0	1	0	0	0	.333
Feb 12	at Samford-2	*of	4	1	3	1	1	0	0	0	0	0	0	0	0	0	0	0	0	0	.571
Feb 13	at Samford	*of	4	1	3	4	0	0	0	0	1	0	1	0	0	0	0	1	0	1	.636
Feb 19	at UNC Greensbor	*of/of	3	0	0	0	0	0	0	0	0	0	0	0	0	0	2	0	0	0	.500
Feb 19	at UNC Greensbor	*of	3	3	3	3	0	0	2	1	0	0	0	0	0	0	0	1	0	0	.588
Feb 20	vs NC Central	*of	2	1	1	3	0	0	1	1	0	0	1	0	1	0	0	0	0	0	.579
Feb 20	at CAMPBELL	*of	4	1	2	1	0	0	0	0	0	0	1	0	0	0	0	2	0	0	.565
Feb 21	vs NC Central	*of/of	3	1	3	2	0	1	0	0	0	0	0	0	0	0	0	1	0	0	.615
Feb 21	vs Mt. St. Mary's	*of	3	0	0	0	0	0	0	0	0	0	0	0	0	0	0	0	0	0	.552
Feb 26	vs NM State	*of	3	0	1	2	0	0	0	0	1	0	0	0	0	0	1	0	0	0	.531
Feb 26	vs Florida Int'l	*of	4	0	2	3	1	1	0	0	0	1	0	0	0	0	0	0	0	0	.528
Feb 27	vs Stetson	*of	2	2	1	1	1	0	0	2	1	0	0	0	0	0	0	1	0	0	.526
Feb 27	vs NM State	*of	2	0	1	1	0	0	0	0	0	0	0	0	1	0	0	0	0	0	.525
Feb 28	vs Stetson	*of	3	1	0	0	0	0	0	1	0	0	0	0	0	0	0	0	0	0	.488
Mar 04	vs Pitt	*of	4	0	2	1	0	0	0	0	0	0	0	0	0	0	0	2	0	0	.489
Mar. 4	at Florida Atlantic	*of	2	0	0	0	0	0	0	1	0	0	0	0	0	0	1	2	0	0	.469
Mar. 5	vs Illinois State	*of	4	0	1	0	0	0	0	0	0	0	0	0	0	0	1	1	0	0	.453
Mar. 7	vs Coastal Carolina	*of	1	2	0	0	0	0	0	1	0	0	1	0	0	0	0	1	0	0	.444
3/7/202	at Florida Atlantic	*of/of	3	0	0	0	0	0	0	0	0	0	1	0	0	0	1	1	0	0	.421
Mar 12	at Florida	*of	2	0	0	0	0	0	0	0	0	0	0	1	0	0	1	1	0	0	.407
Mar 13	at Florida	*of/of	3	0	0	0	0	0	0	0	0	0	0	0	0	0	1	0	0	0	.387
Mar 14	at Florida	*of	2	1	0	0	0	0	0	2	0	0	0	0	0	0	0	5	0	0	.375
Mar 16	EASTERN KENTU	*dh/of	3	1	1	0	0	0	0	0	1	0	0	0	0	0	0	2	0	0	.373
Mar 20	DAYTON	*of/of	3	0	1	0	0	0	0	0	0	0	0	0	0	0	1	1	0	0	.371
Mar 20	DAYTON	*of	4	0	2	1	0	0	0	0	0	0	0	0	0	0	1	1	0	0	.378
Mar 24	at WKU	*of	4	0	1	0	0	0	0	0	0	0	0	0	0	0	1	0	0	0	.372
Mar 27	ALABAMA	*of	1	0	0	0	0	0	0	0	0	0	0	0	0	0	1	1	0	0	.367
Mar 28	ALABAMA	*of/of	3	0	2	0	0	0	0	0	1	0	0	0	0	0	0	1	0	0	.378
Mar 29	ALABAMA	*of	3	1	1	1	0	0	1	1	0	0	0	0	0	0	3	0	0	0	.376
Mar 31	MOREHEAD STAT	pr/of	3	2	1	0	0	0	0	0	0	0	0	0	0	0	0	0	0	0	.375
Apr 02	at Tennessee	*of	3	0	0	0	0	0	0	0	0	0	0	0	0	0	0	2	0	0	.363
Apr 03	at Tennessee	*of	3	1	1	2	0	0	1	0	0	0	0	0	0	0	0	1	0	0	.362
Apr 04	at Tennessee	*of/dh	2	0	0	0	0	0	0	0	0	0	0	0	0	0	0	0	0	0	.354
Apr 11	GEORGIA-1	*of	2	1	1	2	0	0	1	1	0	1	0	0	0	0	1	2	0	0	.357
Apr 11	GEORGIA-2	*of	3	0	1	0	0	0	0	1	0	0	0	0	0	0	0	2	0	0	.356
Apr 12	GEORGIA	*of/of	4	0	3	0	0	0	0	0	0	0	0	0	0	0	0	0	0	0	.371
Apr 14	at Eastern Kentuck	*of	4	2	3	3	0	0	2	0	0	0	0	0	0	0	0	0	0	0	.385
Apr 16	at Auburn	*of/of	3	1	2	1	0	0	1	1	0	0	0	0	0	0	1	1	0	0	.393
Apr 17	at Auburn	*of	2	0	1	0	0	0	0	0	0	0	1	0	0	0	0	2	0	0	.395
Apr 18	at Auburn	*of	3	1	0	0	0	0	0	0	0	0	0	0	0	0	1	2	0	0	.385
Apr 21	LOUISVILLE	*of/of	3	0	0	1	0	0	0	0	0	0	0	1	0	0	1	3	0	0	.375
Apr 23	LSU	*of	2	1	1	4	0	0	1	0	0	0	1	0	0	0	0	2	0	0	.377
Apr 25	LSU-1	*of/of	3	0	0	0	0	0	0	0	0	0	0	0	0	0	0	0	0	0	.368
Apr 25	LSU-2	*of/of	2	0	1	1	0	0	0	0	0	0	1	0	0	0	0	2	1	0	.370
Apr 30	at Texas A&M	*of	4	0	1	2	0	0	0	0	0	0	0	0	0	0	1	1	0	0	.366
May 1	at Texas A&M	*of	4	0	0	0	0	0	0	0	0	0	0	0	0	0	0	0	0	0	.356
May 2	at Texas A&M	*of	4	0	1	0	0	0	0	0	1	0	0	0	0	0	2	0	0	0	.353
May 07	SOUTH CAROLIN	*of	3	0	0	0	0	0	0	0	0	0	0	0	0	0	0	0	0	0	.345
May 08	SOUTH CAROLIN	*of/of	2	0	0	1	0	0	0	0	0	0	0	0	1	0	0	0	0	0	.340
May 08	SOUTH CAROLIN	*of	3	1	1	0	1	0	0	0	0	0	0	0	0	0	1	2	0	0	.340
May 12	vs Georgia	*of	2	0	1	1	1	0	0	0	0	0	0	0	1	0	1	1	0	0	.342
May 13	at Alabama	*of	2	1	1	0	0	0	0	0	0	0	1	0	0	0	1	0	0	0	.344
Totals			51gs	151	27	52	43	6	2	10	14	6	2	9	1	5	0	23	51	1	.344

On base pct. .419 • Slugging pct. .609

2021 Kentucky Softball  
Individual Game-by-Game for Kentucky (as of May 18, 2021)

#3 Grace Baalman - 40 games (All games)

Date	Opponent	Pos	AB	R	H	RBI	2B	3B	HR	BB	SB	CS	HBP	SAC	SF	GDP	K	PO	A	E	Avg
Feb 12	at Samford-2	*p	2	1	2	4	0	0	1	1	0	0	0	0	0	0	0	0	0	0	1.000
Feb 19	at UNC Greensbor	*p/dh	2	0	0	0	0	0	0	1	0	0	0	0	0	0	0	0	1	0	.500
Feb 20	at CAMPBELL	p	2	1	2	1	0	0	1	0	0	0	0	0	0	0	0	0	0	0	.667
Feb 21	vs NC Central	*dh/3	3	1	1	3	0	0	1	0	0	0	0	0	0	0	0	0	0	0	.556
Feb 21	vs Mt. St. Mary's	ph/d	2	0	0	0	0	0	0	0	0	0	0	0	0	0	0	0	0	0	.455
Feb 26	vs NM State	*p	3	1	1	0	0	0	0	0	0	0	0	0	0	0	0	0	1	0	.429
Feb 26	vs Florida Int'l	ph	0	0	0	0	0	0	0	1	0	0	0	0	0	0	0	0	0	0	.429
Feb 27	vs Stetson	*ph/p	2	0	1	0	0	0	0	1	0	0	0	0	0	0	0	1	0	0	.438
Feb 28	vs Stetson	*p/dh	2	1	1	2	0	0	0	0	0	0	0	0	1	0	0	0	0	0	.444
Mar 04	vs Pitt	ph	1	0	0	0	0	0	0	0	0	0	0	0	0	0	1	0	0	0	.421
Mar. 4	at Florida Atlantic	*dh/p	2	0	0	0	0	0	0	0	0	0	0	0	0	0	0	0	0	0	.381
Mar. 5	vs Illinois State	*p/dh	3	0	1	1	0	0	0	0	0	0	0	0	0	0	1	1	1	0	.375
3/7/202	at Florida Atlantic	*dh/p	2	0	0	0	0	0	0	2	0	0	0	0	0	0	1	0	0	0	.346
Mar 12	at Florida	ph	1	0	0	0	0	0	0	0	0	0	0	0	0	0	0	0	0	0	.333
Mar 13	at Florida	*dh/p	3	1	1	1	0	0	1	0	0	0	0	0	0	0	0	0	1	0	.333
Mar 14	at Florida	ph/d	0	0	0	0	0	0	0	1	0	0	0	0	0	0	0	0	0	0	.333
Mar 16	EASTERN KENTU	*p/dh	1	0	1	1	0	0	0	1	0	0	0	0	0	0	0	0	0	0	.355
Mar 20	DAYTON	*dh	3	0	0	0	0	0	0	0	0	0	0	0	0	0	0	0	0	0	.324
Mar 24	at WKU	*p	2	0	0	0	0	0	0	1	0	0	0	0	0	0	1	0	3	1	.306
Mar 27	ALABAMA	ph/d	3	0	0	0	0	0	0	0	0	0	0	0	0	0	1	0	0	0	.282
Mar 29	ALABAMA	*p/dh	4	0	1	0	0	0	0	0	0	0	0	0	0	0	1	0	1	0	.279
Mar 31	MOREHEAD STAT	*p/dh	1	1	1	2	0	0	1	2	0	0	0	0	0	0	0	0	1	0	.295
Apr 02	at Tennessee	*dh	3	0	1	0	0	0	0	0	0	0	0	0	0	0	2	0	0	0	.298
Apr 03	at Tennessee	*p	4	0	1	0	0	0	0	0	0	0	0	0	0	0	0	0	2	0	.294
Apr 04	at Tennessee	*dh/p	3	0	0	0	0	0	0	0	0	0	0	0	0	0	2	0	0	0	.278
Apr 11	GEORGIA-1	*p	2	0	1	1	0	0	0	1	0	0	0	0	0	0	0	0	0	0	.286
Apr 11	GEORGIA-2	ph/d	2	0	0	0	0	0	0	1	0	0	0	0	0	0	0	0	0	0	.276
Apr 12	GEORGIA	*dh	4	0	2	1	0	0	0	0	0	0	0	0	0	0	1	0	0	0	.290
Apr 16	at Auburn	*p/dh	2	0	0	0	0	0	0	0	0	0	0	0	0	0	2	0	0	0	.281
Apr 21	LOUISVILLE	*p	1	0	0	0	0	0	0	0	0	0	0	0	0	0	0	0	0	0	.277
Apr 23	LSU	p	1	0	0	0	0	0	0	0	0	0	0	0	0	0	0	0	1	0	.273
Apr 25	LSU-1	*dh/p	1	0	0	0	0	0	0	1	0	0	0	0	0	0	0	0	2	0	.269
Apr 30	at Texas A&M	*dh	2	0	1	0	0	0	0	0	0	0	0	0	0	0	0	0	0	0	.275
May 1	at Texas A&M	*p/dh	3	0	0	0	0	0	0	0	0	0	0	0	0	0	1	1	1	0	.264
May 2	at Texas A&M	*dh	3	0	1	1	0	0	0	0	0	0	0	0	0	0	1	0	0	0	.267
May 07	SOUTH CAROLIN	*dh/pr	1	0	1	0	0	0	0	1	0	0	0	0	0	0	0	0	0	0	.276
May 08	SOUTH CAROLIN	*p/dh	3	0	1	0	0	0	0	0	0	0	0	0	0	0	0	1	1	0	.278
May 08	SOUTH CAROLIN	*dh	2	0	1	0	0	0	0	0	0	0	0	0	0	0	0	0	0	0	.284
May 12	vs Georgia	*dh	3	0	0	0	0	0	0	0	0	0	0	0	0	0	0	0	0	0	.274
May 13	at Alabama	p	1	0	0	0	0	0	0	0	0	0	0	0	0	0	1	0	2	0	.271
Totals		30gs	85	7	23	18	0	0	5	15	0	0	0	0	1	0	16	4	18	1	.271

On base pct. .376 • Slugging pct. .447

2021 Kentucky Softball  
Individual Game-by-Game for Kentucky (as of May 18, 2021)

#3 Grace Baalman - 25 appearances (All games)

Date	Opponent	GS	IP	H	R	ER	BB	SO	2B	3B	HR	WP	BK	HBP	IBB	Score	W-L	Sv	ERA	NP
Feb 12	at Samford-2	*	3.0	2	3	1	1	1	1	0	0	1	0	2	0	15-3	1-0	0	2.33	48
Feb 19	at UNC Greensbor	*	6.0	3	2	2	3	2	0	0	2	0	0	1	0	7-2	2-0	0	2.33	92
Feb 20	at CAMPBELL		2.0	2	2	1	1	3	0	0	0	0	0	0	0	11-3	2-0	0	2.55	44
Feb 26	vs NM State	*	5.0	3	1	1	1	4	0	0	0	0	0	1	0	11-1	3-0	0	2.19	85
Feb 27	vs Stetson		1.0	0	0	0	0	1	0	0	0	1	0	0	0	7-0	3-0	0	2.06	10
Feb 28	vs Stetson	*	2.0	0	0	0	0	1	0	0	0	0	0	0	0	15-0	4-0	0	1.84	28
Mar. 4	at Florida Atlantic		1.2	1	0	0	1	1	0	0	0	0	0	0	0	3-1	4-0	1	1.69	17
Mar. 5	vs Illinois State	*	6.0	7	4	4	0	7	2	0	1	0	0	0	0	5-4	4-0	1	2.36	103
3/7/202	at Florida Atlantic		0.1	0	0	0	0	0	0	0	0	0	0	1	0	7-3	4-0	2	2.33	6
Mar 13	at Florida		2.1	4	3	0	2	0	1	0	0	0	0	0	0	1-3	4-1	2	2.15	51
Mar 16	EASTERN KENTU	*	2.1	4	3	3	2	2	1	0	1	0	0	0	0	6-5	4-1	2	2.65	49
Mar 24	at WKU	*	6.2	3	1	1	4	3	0	0	1	0	0	2	0	1-2	4-1	2	2.37	115
Mar 29	ALABAMA	*	5.1	6	4	4	5	2	4	0	0	0	0	0	0	5-4	4-1	2	2.73	107
Mar 31	MOREHEAD STAT	*	4.0	3	1	1	1	7	1	0	0	0	0	0	0	13-1	5-1	2	2.64	75
Apr 03	at Tennessee	*	5.0	5	2	1	3	5	0	0	1	0	0	0	0	13-2	6-1	2	2.53	110
Apr 04	at Tennessee		0.1	2	1	1	0	0	0	0	0	1	0	0	0	2-6	6-1	2	2.64	22
Apr 11	GEORGIA-1	*	5.0	3	3	2	2	0	0	0	1	0	0	1	0	11-3	7-1	2	2.66	75
Apr 11	GEORGIA-2		1.0	1	2	2	1	0	0	0	1	0	0	0	0	8-9	7-2	2	2.85	19
Apr 16	at Auburn	*	0.1	1	4	3	2	0	0	0	1	0	0	0	0	3-5	7-3	2	3.19	26
Apr 21	LOUISVILLE	*	3.0	5	3	3	2	1	0	0	1	0	0	0	0	6-5	7-3	2	3.37	58
Apr 23	LSU		2.2	2	0	0	3	0	0	0	0	0	0	0	0	7-5	8-3	2	3.23	56
Apr 25	LSU-1		4.0	3	4	4	4	1	0	0	1	0	0	2	0	7-10	8-3	2	3.45	85
May 1	at Texas A&M	*	6.1	8	1	1	1	1	2	0	1	0	0	0	0	2-1	8-3	2	3.25	102
May 08	SOUTH CAROLIN	*	4.0	7	3	3	2	3	0	0	1	0	0	1	0	6-3	9-3	2	3.35	86
May 13	at Alabama		2.0	2	2	2	4	0	0	0	1	1	0	0	0	1-5	9-3	2	3.44	44
Totals			15	81.1	77	49	40	45	12	0	14	4	0	11	0	173-86	9-3	2	3.44	-

#14 Jaci Babbs - 34 games (All games)

Date	Opponent	Pos	AB	R	H	RBI	2B	3B	HR	BB	SB	CS	HBP	SAC	SF	GDP	K	PO	A	E	Avg
Feb 12	at Samford-1	ph	1	0	0	0	0	0	0	0	0	0	0	0	0	0	0	0	0	0	.000
Feb 12	at Samford-2	*of	1	1	0	0	0	0	0	1	0	0	0	0	0	0	1	0	0	0	.000
Feb 26	vs Florida Int'l	pr	0	0	0	0	0	0	0	0	0	0	0	0	0	0	0	0	0	0	.000
Feb 27	vs NM State	*of	0	1	0	0	0	0	0	2	0	1	0	0	0	0	0	0	0	0	.000
Mar 04	vs Pitt	ph	0	0	0	0	0	0	0	1	1	0	0	0	0	0	0	0	0	0	.000
Mar. 4	at Florida Atlantic	ph	1	0	0	0	0	0	0	0	0	0	0	0	0	0	0	0	0	0	.000
Mar. 5	vs Illinois State	ph	1	0	0	0	0	0	0	0	0	0	0	0	0	0	1	0	0	0	.000
3/7/202	at Florida Atlantic	of	0	0	0	0	0	0	0	0	0	0	0	0	0	0	0	0	0	0	.000
Mar 12	at Florida	of	0	0	0	0	0	0	0	0	0	0	0	0	0	0	0	1	0	0	.000
Mar 13	at Florida	ph	1	0	0	0	0	0	0	0	0	0	0	0	0	0	0	0	0	0	.000
Mar 16	EASTERN KENTU	pr	0	0	0	0	0	0	0	0	0	0	0	0	0	0	0	0	0	0	.000
Mar 24	at WKU	ph	0	0	0	0	0	0	0	0	0	0	0	1	0	0	0	0	0	0	.000
Mar 27	ALABAMA	*of	0	0	0	0	0	0	0	0	0	0	0	0	0	0	0	0	0	0	.000
Mar 28	ALABAMA	ph	1	0	0	0	0	0	0	0	0	0	0	0	0	0	0	0	0	0	.000
Mar 29	ALABAMA	pr/of	0	0	0	0	0	0	0	0	0	0	0	0	0	0	0	0	0	0	.000
Mar 31	MOREHEAD STAT	of	1	1	1	0	0	0	0	0	0	0	0	0	0	0	0	1	0	0	.143
Apr 02	at Tennessee	of	0	0	0	0	0	0	0	0	0	0	0	0	0	0	0	0	0	0	.143
Apr 03	at Tennessee	ph	1	0	0	0	0	0	0	0	0	0	0	0	0	0	1	0	0	0	.125
Apr 04	at Tennessee	of	0	0	0	0	0	0	0	1	0	0	0	0	0	0	0	0	0	0	.125
Apr 11	GEORGIA-1	*of	2	0	1	0	0	0	0	1	0	0	0	0	0	0	1	0	0	0	.200
Apr 11	GEORGIA-2	*of	0	0	0	0	0	0	0	0	0	0	0	0	0	0	0	1	0	0	.200
Apr 12	GEORGIA	ph	1	0	0	0	0	0	0	0	0	0	0	0	0	0	0	0	0	0	.182
Apr 14	at Eastern Kentuck	*of	3	0	1	1	1	0	0	0	0	0	0	0	0	0	0	0	0	0	.214
Apr 16	at Auburn	ph/of	2	0	0	0	0	0	0	0	0	0	0	0	0	0	0	0	1	0	.188
Apr 17	at Auburn	ph/d	2	0	0	0	0	0	0	0	0	0	0	0	0	0	0	0	0	0	.167
Apr 21	LOUISVILLE	*dh	3	1	1	0	0	0	0	0	0	0	0	1	0	0	1	0	0	0	.190
Apr 23	LSU	ph	1	0	0	0	0	0	0	0	0	0	0	0	0	0	0	0	0	0	.182
Apr 25	LSU-1	ph	0	1	0	0	0	0	0	0	0	0	1	0	0	0	0	0	0	0	.182
Apr 25	LSU-2	*dh/of	2	0	0	0	0	0	0	0	0	0	0	0	0	0	0	0	0	0	.167
Apr 30	at Texas A&M	pr/dh	1	1	0	0	0	0	0	0	0	0	0	0	0	0	1	0	0	0	.160
May 1	at Texas A&M	ph	1	0	0	0	0	0	0	0	0	0	0	0	0	0	0	0	0	0	.154
May 08	SOUTH CAROLIN	pr/of	1	0	0	0	0	0	0	0	0	0	0	0	0	0	0	1	0	0	.148
May 12	vs Georgia	pr	0	0	0	0	0	0	0	0	0	1	0	0	0	0	0	0	0	0	.148
May 13	at Alabama	of	0	0	0	0	0	0	0	0	0	0	0	0	0	0	0	0	0	0	.148
Totals			8gs	27	6	4	1	1	0	6	1	2	1	2	0	0	6	3	1	1	.148

On base pct. .324 • Slugging pct. .185



2021 Kentucky Softball  
Individual Game-by-Game for Kentucky (as of May 18, 2021)

#25 Emmy Blane - 45 games (All games)

Date	Opponent	Pos	AB	R	H	RBI	2B	3B	HR	BB	SB	CS	HBP	SAC	SF	GDP	K	PO	A	E	Avg
Feb 12	at Samford-1	3b	0	0	0	0	0	0	0	0	0	0	0	0	0	0	0	2	1	0	.000
Feb 12	at Samford-2	2b/p	1	0	0	0	0	0	0	0	0	0	0	0	0	0	0	3	0	0	.000
Feb 13	at Samford	*3b/2	0	0	0	0	0	0	0	0	0	0	0	0	0	0	0	0	1	1	.000
Feb 19	at UNC Greensbor	2b/3	0	0	0	0	0	0	0	0	0	0	0	0	0	0	0	1	2	0	.000
Feb 19	at UNC Greensbor	3b	1	0	0	0	0	0	0	1	0	0	0	0	0	0	0	1	3	0	.000
Feb 20	vs NC Central	3b	0	0	0	0	0	0	0	0	0	0	0	0	0	0	0	0	0	0	.000
Feb 20	at CAMPBELL	*3b	0	0	0	0	0	0	0	0	0	0	0	0	0	0	0	1	2	1	.000
Feb 21	vs NC Central	*3b/2	3	0	0	0	0	0	0	0	0	0	0	0	0	0	1	1	0	0	.000
Feb 21	vs Mt. St. Mary's	2b	0	0	0	0	0	0	0	0	0	0	0	0	0	0	0	0	1	0	.000
Feb 26	vs NM State	3b	0	0	0	0	0	0	0	0	0	0	0	0	0	0	0	0	0	0	.000
Feb 26	vs Florida Int'l	*3b	0	0	0	0	0	0	0	0	0	0	0	0	0	0	0	1	2	0	.000
Feb 28	vs Stetson	*3b	2	0	0	0	0	0	0	0	0	0	0	0	0	0	1	1	2	1	.000
Mar 04	vs Pitt	3b	0	0	0	0	0	0	0	0	0	0	0	0	0	0	0	0	1	0	.000
Mar. 4	at Florida Atlantic	*3b	2	0	0	0	0	0	0	1	1	0	0	0	0	0	0	1	0	1	.000
Mar. 7	vs Coastal Carolina	3b	0	0	0	0	0	0	0	0	0	0	0	0	0	0	0	1	1	0	.000
Mar 13	at Florida	*3b	2	0	0	0	0	0	0	0	0	0	0	0	0	0	1	3	2	1	.000
Mar 14	at Florida	3b	0	0	0	0	0	0	0	0	0	0	0	0	0	0	0	3	2	0	.000
Mar 16	EASTERN KENTU	3b	0	0	0	0	0	0	0	0	0	0	0	0	0	0	0	1	2	0	.000
Mar 20	DAYTON	*3b/2	1	0	0	0	0	0	0	0	0	0	0	1	0	0	1	0	1	1	.000
Mar 27	ALABAMA	3b	0	0	0	0	0	0	0	0	0	0	0	0	0	0	0	0	1	0	.000
Mar 28	ALABAMA	*2b	0	0	0	0	0	0	0	0	0	0	0	0	0	0	0	2	1	1	.000
Mar 29	ALABAMA	*2b	0	0	0	0	0	0	0	0	0	0	0	0	0	0	0	1	1	0	.000
Mar 31	MOREHEAD STAT	*2b	2	0	0	0	0	0	0	1	0	0	0	0	0	0	1	1	1	0	.000
Apr 02	at Tennessee	*2b/3	0	0	0	0	0	0	0	0	0	0	0	0	0	0	0	1	2	0	.000
Apr 03	at Tennessee	*2b	0	0	0	0	0	0	0	0	0	0	0	0	0	0	0	1	1	0	.000
Apr 04	at Tennessee	*2b/1	0	0	0	0	0	0	0	0	0	0	0	0	0	0	0	2	0	1	.000
Apr 11	GEORGIA-1	*2b	2	0	0	0	0	0	0	0	0	0	0	0	0	0	2	5	1	0	.000
Apr 11	GEORGIA-2	*2b	3	1	1	0	0	0	0	1	0	0	0	0	0	0	0	1	2	0	.053
Apr 12	GEORGIA	*2b/3	2	0	0	0	0	0	0	0	0	0	0	0	0	0	0	2	5	0	.048
Apr 14	at Eastern Kentuck	*2b/p	1	0	0	0	0	0	0	0	0	0	0	0	0	0	0	2	0	0	.045
Apr 16	at Auburn	*2b/3	0	0	0	0	0	0	0	0	0	0	0	0	0	0	0	0	4	0	.045
Apr 17	at Auburn	*2b	0	0	0	0	0	0	0	0	0	0	0	0	0	0	0	3	2	0	.045
Apr 18	at Auburn	*2b	0	0	0	0	0	0	0	0	0	0	0	0	0	0	0	2	3	0	.045
Apr 21	LOUISVILLE	*2b	0	0	0	0	0	0	0	0	0	0	0	0	0	0	0	1	1	0	.045
Apr 23	LSU	*2b	0	0	0	0	0	0	0	0	0	0	0	0	0	0	0	3	1	0	.045
Apr 25	LSU-1	*2b/3	1	0	0	0	0	0	0	0	0	0	0	0	0	0	0	1	0	0	.043
Apr 25	LSU-2	*2b	0	0	0	0	0	0	0	0	0	0	0	0	0	0	0	0	1	0	.043
Apr 30	at Texas A&M	*2b	0	0	0	0	0	0	0	0	0	0	0	0	0	0	0	3	1	0	.043
May 1	at Texas A&M	*2b	0	0	0	0	0	0	0	0	0	0	0	0	0	0	0	2	1	1	.043
May 2	at Texas A&M	*2b	0	0	0	0	0	0	0	0	0	0	0	0	0	0	0	0	1	0	.043
May 07	SOUTH CAROLIN	*2b/d	1	1	0	0	0	0	0	0	0	0	0	0	0	0	0	2	3	0	.042
May 08	SOUTH CAROLIN	*2b/3	0	0	0	0	0	0	0	0	0	0	0	0	0	0	0	2	0	0	.042
May 08	SOUTH CAROLIN	*2b	0	0	0	0	0	0	0	0	0	0	0	0	0	0	0	4	1	0	.042
May 12	vs Georgia	*2b	0	0	0	0	0	0	0	0	0	0	0	0	0	0	0	0	2	0	.042
May 13	at Alabama	*2b/3	0	0	0	0	0	0	0	0	0	0	0	0	0	0	0	3	2	0	.042
Totals		33gs	24	2	1	0	0	0	0	4	1	0	0	1	0	0	7	64	61	9	.042

On base pct. .179 • Slugging pct. .042

#24 Emma Boitnott - 4 games (All games)

Date	Opponent	Pos	AB	R	H	RBI	2B	3B	HR	BB	SB	CS	HBP	SAC	SF	GDP	K	PO	A	E	Avg
Feb 12	at Samford-2	ph	0	0	0	0	0	0	0	1	0	0	0	0	0	0	0	0	0	0	.000
Feb 20	vs NC Central	ph	1	0	0	0	0	0	0	0	0	0	0	0	0	0	0	0	0	0	.000
Mar 27	ALABAMA	pr	0	1	0	0	0	0	0	0	0	0	0	0	0	0	0	0	0	0	.000
Mar 31	MOREHEAD STAT	pr	0	1	0	0	0	0	0	0	0	0	0	0	0	0	0	0	0	0	.000
Totals		0gs	1	2	0	0	0	0	0	1	0	0	0	0	0	0	0	0	0	0	.000

On base pct. .500 • Slugging pct. .000

2021 Kentucky Softball  
Individual Game-by-Game for Kentucky (as of May 18, 2021)

#21 Erin Coffel - 52 games (All games)

Date	Opponent	Pos	AB	R	H	RBI	2B	3B	HR	BB	SB	CS	HBP	SAC	SF	GDP	K	PO	A	E	Avg	
Feb 12	at Samford-1	*ss	3	2	2	1	0	0	1	0	0	2	1	0	0	0	0	0	1	0	.667	
Feb 12	at Samford-2	*ss	5	1	4	3	0	0	0	0	0	0	0	0	0	0	0	0	7	1	.750	
Feb 13	at Samford	*ss/3b	4	1	2	1	1	0	0	1	0	0	0	0	0	0	0	0	3	2	.667	
Feb 19	at UNC Greensbor	*ss	4	2	2	1	1	0	0	0	0	0	0	0	0	0	1	1	2	1	.625	
Feb 19	at UNC Greensbor	*ss	4	1	1	2	0	0	1	0	0	0	0	0	0	0	1	0	2	0	.550	
Feb 20	vs NC Central	*ss	5	3	3	3	2	0	1	0	0	0	0	0	0	0	1	2	0	0	.560	
Feb 20	at CAMPBELL	*ss	5	2	1	0	0	0	0	0	0	0	0	0	0	0	0	0	3	0	.500	
Feb 21	vs NC Central	*ss	3	1	0	0	0	0	0	0	0	0	0	1	0	0	0	1	1	0	.455	
Feb 21	vs Mt. St. Mary's	*ss	4	1	3	3	0	1	1	0	0	0	0	0	0	0	0	0	2	0	.486	
Feb 26	vs NM State	*ss	4	2	2	6	0	0	2	0	0	0	0	0	0	0	1	1	1	0	.488	
Feb 26	vs Florida Int'l	*ss	4	1	1	2	0	0	1	0	0	0	0	0	0	0	1	0	1	2	.467	
Feb 27	vs Stetson	*ss	3	2	1	1	1	0	0	1	0	0	0	0	0	0	0	0	3	0	.458	
Feb 27	vs NM State	*ss	3	1	1	0	0	0	0	0	0	0	0	0	0	0	0	0	1	0	.451	
Feb 28	vs Stetson	*ss	2	3	1	2	0	0	1	1	1	0	1	0	0	0	0	0	2	0	.453	
Mar 04	vs Pitt	*ss	4	1	1	2	0	0	1	0	0	0	1	0	0	0	1	1	3	0	.439	
Mar. 4	at Florida Atlantic	*ss	4	1	2	0	1	0	0	0	0	0	0	0	0	0	0	2	3	0	.443	
Mar. 5	vs Illinois State	*ss	4	0	2	0	0	0	0	0	0	0	0	0	0	0	2	1	2	0	.446	
Mar. 7	vs Coastal Carolina	*ss	3	1	2	0	0	0	0	0	0	0	0	0	0	0	1	0	2	0	.456	
3/7/202	at Florida Atlantic	*ss	3	1	0	0	0	0	0	2	0	0	0	0	0	0	0	1	4	0	.437	
Mar 12	at Florida	*ss	2	0	0	0	0	0	0	1	0	0	0	0	0	0	0	1	0	0	.425	
Mar 13	at Florida	*ss	2	0	1	0	0	0	0	0	0	0	0	1	0	0	0	3	4	0	.427	
Mar 14	at Florida	*ss	3	1	1	2	0	0	1	1	0	0	0	0	0	0	0	2	1	0	.423	
Mar 16	EASTERN KENTU	*ss	3	0	0	0	0	0	0	0	0	0	0	0	0	0	1	1	1	0	.407	
Mar 20	DAYTON	*ss	3	0	1	1	0	0	0	0	0	0	0	0	0	0	0	2	4	0	.405	
Mar 20	DAYTON	*ss	3	0	1	1	0	0	0	1	0	0	0	0	0	0	1	3	3	0	.402	
Mar 24	at WKU	*ss	2	0	0	1	0	0	0	2	0	0	0	0	1	0	0	2	4	0	.393	
Mar 27	ALABAMA	*ss	4	0	1	0	0	0	0	0	0	0	0	0	0	0	1	0	2	0	.387	
Mar 28	ALABAMA	*ss	4	0	1	0	0	0	0	0	0	0	0	0	0	0	1	2	2	0	.381	
Mar 29	ALABAMA	*ss	3	1	2	2	0	0	1	1	0	0	0	0	0	0	1	2	2	0	.390	
Mar 31	MOREHEAD STAT	*ss	1	3	1	1	0	0	1	2	1	0	1	0	0	0	0	2	2	0	.396	
Apr 02	at Tennessee	*ss	1	0	0	0	0	0	0	0	0	0	2	0	0	0	0	2	0	0	.392	
Apr 03	at Tennessee	*ss	4	2	3	6	0	0	2	0	0	0	0	0	0	0	0	1	2	0	.406	
Apr 04	at Tennessee	*ss	2	0	0	0	0	0	0	1	0	0	0	0	0	0	2	2	1	0	.398	
Apr 11	GEORGIA-1	*ss	3	2	2	4	0	0	1	0	0	0	0	0	0	0	0	3	2	0	.405	
Apr 11	GEORGIA-2	*ss	2	2	2	2	0	0	0	2	1	0	1	0	0	0	0	1	4	0	.416	
Apr 12	GEORGIA	*ss	2	0	0	0	0	0	0	2	0	0	0	0	0	0	1	1	1	0	.409	
Apr 14	at Eastern Kentuck	*ss	3	1	0	0	0	0	0	0	0	0	1	0	0	0	1	0	2	0	.398	
Apr 16	at Auburn	*ss	3	0	0	0	0	0	0	0	0	0	0	0	0	0	3	2	2	0	.388	
Apr 17	at Auburn	*ss	3	0	0	0	0	0	0	0	0	0	0	0	0	1	0	1	0	2	.379	
Apr 18	at Auburn	*ss	3	0	1	1	0	0	0	0	0	0	0	0	0	0	1	1	1	1	.378	
Apr 21	LOUISVILLE	*ss	3	1	1	1	0	0	1	0	0	0	1	0	0	0	0	0	3	1	.377	
Apr 23	LSU	*ss	1	0	1	0	0	0	0	2	0	0	0	0	0	0	0	2	4	0	.382	
Apr 25	LSU-1	*ss	4	0	0	0	0	0	0	0	0	0	0	0	0	0	0	1	4	0	.370	
Apr 25	LSU-2	*ss	2	1	0	0	0	0	0	0	0	0	1	0	0	0	0	2	2	2	.365	
Apr 30	at Texas A&M	*ss	3	0	0	0	0	0	0	0	0	0	1	0	0	0	1	1	1	0	.357	
May 1	at Texas A&M	*ss	3	1	1	0	1	0	0	0	0	0	1	0	0	0	0	0	4	0	.357	
May 2	at Texas A&M	*ss	3	0	2	1	0	0	0	0	0	0	0	0	1	0	0	3	3	0	.363	
May 07	SOUTH CAROLIN	*ss	3	1	2	1	1	0	0	0	0	0	0	0	0	0	0	2	3	0	.369	
May 08	SOUTH CAROLIN	*ss	2	1	0	1	0	0	0	1	0	0	1	0	0	0	0	5	2	0	.364	
May 08	SOUTH CAROLIN	*ss	4	0	0	0	0	0	0	0	0	0	0	0	0	0	2	2	2	1	.355	
May 12	vs Georgia	*ss	3	1	2	1	0	0	0	0	0	0	0	0	0	0	0	1	1	0	.361	
May 13	at Alabama	*ss	3	0	0	0	0	0	0	0	0	0	0	0	0	0	2	1	2	0	.354	
Totals			52gs	161	45	57	53	8	1	16	21	3	2	13	2	2	1	27	66	114	13	.354

On base pct. .462 • Slugging pct. .714

2021 Kentucky Softball  
Individual Game-by-Game for Kentucky (as of May 18, 2021)

#6 Victoria Fragoso - 10 games (All games)

Date	Opponent	Pos	AB	R	H	RBI	2B	3B	HR	BB	SB	CS	HBP	SAC	SF	GDP	K	PO	A	E	Avg
Feb 12	at Samford-2	3b	0	0	0	0	0	0	0	0	0	0	0	0	0	0	0	0	0	0	.000
Feb 19	at UNC Greensbor	ph	1	0	0	0	0	0	0	0	0	0	0	0	0	0	1	0	0	0	.000
Feb 20	vs NC Central	ph	0	0	0	0	0	0	0	0	0	0	1	0	0	0	0	0	0	0	.000
Feb 21	vs NC Central	3b	0	0	0	0	0	0	0	0	0	0	0	0	0	0	0	0	0	0	.000
Feb 27	vs Stetson	ph	1	0	1	0	0	0	0	0	0	0	0	0	0	0	0	0	0	0	.500
Feb 28	vs Stetson	ph	1	0	1	1	0	0	0	0	0	0	0	0	0	0	0	0	0	0	.667
Mar 20	DAYTON	ph	1	0	1	0	0	0	0	0	0	0	0	0	0	0	0	0	0	0	.750
Mar 27	ALABAMA	2b/3	1	0	0	0	0	0	0	0	0	0	0	0	0	0	0	2	1	0	.600
Mar 31	MOREHEAD STAT	3b	1	0	0	0	0	0	0	0	0	0	0	0	0	0	0	2	1	0	.500
Apr 04	at Tennessee	ph	1	0	0	0	0	0	0	0	0	0	0	0	0	0	1	0	0	0	.429
Totals		ogs	7	0	3	1	0	0	0	0	0	0	1	0	0	0	2	2	3	1	.429

On base pct. .500 • Slugging pct. .429

#17 Sloan Gayan - 12 games (All games)

Date	Opponent	Pos	AB	R	H	RBI	2B	3B	HR	BB	SB	CS	HBP	SAC	SF	GDP	K	PO	A	E	Avg
Feb 13	at Samford	p/dh	0	0	0	0	0	0	0	0	0	0	0	0	0	0	0	0	0	0	.000
Feb 19	at UNC Greensbor	*dh	0	0	0	0	0	0	0	0	0	0	0	0	0	0	0	0	0	0	.000
Feb 19	at UNC Greensbor	*dh	0	0	0	0	0	0	0	0	0	0	0	0	0	0	0	0	0	0	.000
Feb 20	vs NC Central	*dh	0	0	0	0	0	0	0	0	0	0	0	0	0	0	0	0	0	0	.000
Feb 21	vs Mt. St. Mary's	*dh	0	0	0	0	0	0	0	0	0	0	0	0	0	0	0	0	0	0	.000
Feb 26	vs NM State	*dh	0	0	0	0	0	0	0	0	0	0	0	0	0	0	0	0	0	0	.000
Feb 27	vs NM State	*dh	0	0	0	0	0	0	0	0	0	0	0	0	0	0	0	0	0	0	.000
Mar 04	vs Pitt	*dh	0	0	0	0	0	0	0	0	0	0	0	0	0	0	0	0	0	0	.000
Mar 12	at Florida	*dh/of	0	0	0	0	0	0	0	0	0	0	0	0	0	0	0	0	0	0	.000
Mar 14	at Florida	*dh	0	0	0	0	0	0	0	0	0	0	0	0	0	0	0	0	0	0	.000
Mar 24	at WKU	*dh	0	0	0	0	0	0	0	0	0	0	0	0	0	0	0	0	0	0	.000
Apr 25	LSU-2	p	0	0	0	0	0	0	0	0	0	0	0	0	0	0	0	1	0	0	.000
Totals		10gs	0	0	0	0	0	0	0	0	0	0	0	0	0	0	0	1	0	0	.000

On base pct. .000 • Slugging pct. .000

#17 Sloan Gayan - 6 appearances (All games)

Date	Opponent	GS	IP	H	R	ER	BB	SO	2B	3B	HR	WP	BK	HBP	IBB	Score	W-L	Sv	ERA	NP
Feb 13	at Samford		1.0	3	3	3	0	0	0	0	1	0	0	0	0	12-9	0-0	0	21.00	15
Feb 21	vs NC Central	*	3.0	1	0	0	1	4	0	0	0	1	0	0	0	14-0	1-0	0	5.25	51
Mar. 7	vs Coastal Carolina	*	1.0	2	2	2	1	0	1	0	0	0	0	0	0	12-3	1-0	0	7.00	26
Mar 27	ALABAMA		2.0	3	3	3	1	1	0	0	1	1	0	1	0	6-11	1-0	0	8.00	46
Apr 25	LSU-1		1.0	0	0	0	0	1	0	0	0	0	0	0	0	7-10	1-0	0	7.00	12
Apr 25	LSU-2		4.1	4	2	0	3	2	1	0	1	0	0	0	0	4-10	1-0	0	4.54	86
Totals		2	12.1	13	10	8	6	8	2	0	3	2	0	1	0	55-43	1-0	0	4.54	-

#77 Meeko Harrison - 6 games (All games)

Date	Opponent	Pos	AB	R	H	RBI	2B	3B	HR	BB	SB	CS	HBP	SAC	SF	GDP	K	PO	A	E	Avg
Feb 12	at Samford-2	ph	1	0	0	0	0	0	0	0	0	0	0	0	0	0	0	0	0	0	.000
Feb 20	vs NC Central	ph	1	0	0	0	0	0	0	0	0	0	0	0	0	0	1	0	0	0	.000
Feb 27	vs Stetson	ph	0	0	0	0	0	0	0	1	0	0	0	0	0	0	0	0	0	0	.000
Mar 31	MOREHEAD STAT	1b	1	1	1	2	0	0	1	0	0	0	0	0	0	0	0	2	0	0	.333
Apr 02	at Tennessee	ph	1	0	0	0	0	0	0	0	0	0	0	0	0	0	1	0	0	0	.250
Apr 16	at Auburn	ph	1	0	0	0	0	0	0	0	0	0	0	0	0	0	1	0	0	0	.200
Totals		ogs	5	1	1	2	0	0	1	1	0	0	0	0	0	0	3	2	0	0	.200

On base pct. .333 • Slugging pct. .800

2021 Kentucky Softball  
Individual Game-by-Game for Kentucky (as of May 18, 2021)

#7 Autumn Humes - 44 games (All games)

Date	Opponent	Pos	AB	R	H	RBI	2B	3B	HR	BB	SB	CS	HBP	SAC	SF	GDP	K	PO	A	E	Avg
Feb 12	at Samford-1	*p	3	0	0	0	0	0	0	0	0	0	0	0	0	0	1	0	2	0	.000
Feb 12	at Samford-2	*dh	2	1	1	0	0	0	0	1	0	0	0	0	0	1	0	0	0	0	.200
Feb 13	at Samford	*dh/p	5	1	3	2	0	0	1	0	0	0	0	0	0	0	0	0	4	0	.400
Feb 19	at UNC Greensbor	ph/d	2	0	0	0	0	0	0	0	0	0	0	0	0	0	0	0	0	0	.333
Feb 19	at UNC Greensbor	*p/dh	4	1	2	4	0	0	1	0	0	0	0	0	0	0	0	0	1	0	.375
Feb 20	at CAMPBELL	*dh	3	0	0	0	0	0	0	0	0	0	0	0	0	0	1	0	0	0	.316
Feb 21	vs Mt. St. Mary's	*p	2	0	1	0	0	0	0	1	0	0	0	0	0	0	1	0	1	0	.333
Feb 26	vs Florida Int'l	*p/dh	2	0	0	0	0	0	0	1	0	0	0	0	0	0	0	0	3	0	.304
Feb 27	vs NM State	*p	3	0	0	1	0	0	0	0	0	0	0	0	0	0	0	0	1	0	.269
Mar 04	vs Pitt	*p/dh	3	1	1	1	0	0	1	0	0	0	0	0	0	0	2	1	1	0	.276
Mar. 5	vs Illinois State	*dh/p	2	1	1	2	0	0	1	0	0	0	0	0	0	0	1	0	0	0	.290
Mar. 7	vs Coastal Carolina	*dh	2	1	0	0	0	0	0	1	0	0	0	0	0	0	0	0	0	0	.273
3/7/202	at Florida Atlantic	*p/dh	4	0	2	0	0	0	0	0	0	0	0	0	0	0	0	0	0	0	.297
Mar 12	at Florida	*p	2	0	0	1	0	0	0	0	0	0	0	0	1	0	0	0	3	0	.282
Mar 13	at Florida	*p/dh	2	0	0	0	0	0	0	0	0	0	0	0	0	0	0	0	0	0	.268
Mar 14	at Florida	*p/dh	4	0	1	0	1	0	0	0	0	1	0	0	0	0	1	0	0	0	.267
Mar 16	EASTERN KENTU	pr/p	1	1	0	0	0	0	0	0	0	0	0	0	0	0	0	0	0	0	.261
Mar 20	DAYTON	*dh	3	0	1	0	0	0	0	0	0	0	0	0	0	0	0	0	0	0	.265
Mar 20	DAYTON	*p	3	0	1	0	0	0	0	0	0	0	0	0	0	0	1	1	0	0	.269
Mar 24	at WKU	*p	1	0	1	0	0	0	0	0	0	0	0	0	0	0	0	0	0	0	.283
Mar 27	ALABAMA	*dh	3	0	0	0	0	0	0	0	0	0	0	0	0	0	1	0	0	0	.268
Mar 28	ALABAMA	*p	3	0	1	0	0	0	0	0	0	0	0	0	0	0	0	0	4	0	.271
Mar 29	ALABAMA	*dh/p	4	0	0	0	0	0	0	0	0	0	0	0	0	0	0	0	3	0	.254
Mar 31	MOREHEAD STAT	*dh	0	0	0	1	0	0	0	1	0	0	0	0	0	0	0	0	0	0	.254
Apr 02	at Tennessee	*p/dh	3	0	0	0	0	0	0	0	0	0	0	0	0	0	2	0	2	0	.242
Apr 03	at Tennessee	*dh	3	1	2	0	0	0	0	0	0	0	0	0	0	0	0	0	0	0	.261
Apr 04	at Tennessee	*p/dh	2	0	0	0	0	0	0	0	0	0	0	0	0	0	2	0	1	0	.254
Apr 11	GEORGIA-2	*p/dh	4	0	0	0	0	0	0	0	0	0	0	0	0	0	2	0	1	0	.240
Apr 12	GEORGIA	*p	2	0	0	0	0	0	0	0	0	0	0	0	0	0	0	0	2	0	.234
Apr 14	at Eastern Kentuck	*p	4	0	2	1	0	0	0	0	0	0	0	0	0	0	0	0	0	0	.247
Apr 16	at Auburn	ph	1	0	0	0	0	0	0	0	0	0	0	0	0	0	1	0	0	0	.244
Apr 17	at Auburn	*p/dh	1	0	0	0	0	0	0	0	0	0	0	0	0	0	1	0	0	2	.241
Apr 18	at Auburn	*p	2	0	0	0	0	0	0	1	0	0	0	0	0	0	1	1	5	0	.235
Apr 21	LOUISVILLE	*p	3	0	0	0	0	0	0	0	0	0	0	0	0	0	0	1	1	0	.227
Apr 23	LSU	*p	2	0	0	0	0	0	0	0	0	0	0	0	0	0	1	0	1	0	.222
Apr 25	LSU-2	*p/dh	3	0	1	0	0	0	0	0	0	0	0	0	0	0	2	0	0	0	.226
Apr 30	at Texas A&M	*p	4	1	2	1	0	0	1	0	0	0	0	0	0	0	1	0	0	0	.237
May 1	at Texas A&M	*dh/p	3	0	1	1	1	0	0	0	0	0	0	1	0	0	0	0	0	0	.240
May 2	at Texas A&M	*p	3	1	2	0	0	1	0	0	0	0	0	0	0	0	0	0	2	0	.252
May 07	SOUTH CAROLIN	*p	2	0	0	0	0	0	0	1	0	0	0	0	0	0	0	0	4	0	.248
May 08	SOUTH CAROLIN	*dh	1	0	1	0	1	0	0	1	0	0	0	0	0	0	0	0	0	0	.255
May 08	SOUTH CAROLIN	*p/dh	3	0	0	0	0	0	0	0	0	0	0	0	0	0	0	0	0	0	.248
May 12	vs Georgia	*p	3	0	1	0	0	0	0	0	0	0	0	0	0	0	0	0	1	0	.250
May 13	at Alabama	*p/dh	3	0	1	0	0	0	0	0	0	0	0	0	0	0	2	0	0	0	.252
Totals		38gs	115	10	29	15	3	1	5	8	0	1	0	1	1	1	24	4	43	2	.252

On base pct. .298 • Slugging pct. .426

2021 Kentucky Softball  
Individual Game-by-Game for Kentucky (as of May 18, 2021)

#7 Autumn Humes - 34 appearances (All games)

Date	Opponent	GS	IP	H	R	ER	BB	SO	2B	3B	HR	WP	BK	HBP	IBB	Score	W-L	Sv	ERA	NP
Feb 12	at Samford-1	*	7.0	4	0	0	0	7	1	0	0	0	0	0	0	4-0	1-0	0	0.00	95
Feb 13	at Samford		4.0	2	1	1	0	3	0	0	1	0	0	0	0	12-9	2-0	0	0.64	54
Feb 19	at UNC Greensbor	*	3.0	6	3	3	1	3	1	0	0	0	0	0	0	14-4	3-0	0	2.00	61
Feb 21	vs Mt. St. Mary's	*	5.0	4	0	0	0	9	1	0	0	0	0	1	0	10-0	4-0	0	1.47	65
Feb 26	vs Florida Int'l	*	5.0	6	3	2	3	2	0	0	1	0	0	0	0	6-5	4-0	0	1.75	79
Feb 27	vs NM State	*	5.0	3	1	0	0	5	2	0	0	0	0	1	0	10-1	5-0	0	1.45	57
Mar 04	vs Pitt	*	5.0	6	1	1	3	6	1	0	1	0	0	0	0	8-1	6-0	0	1.44	87
Mar. 5	vs Illinois State		1.0	0	0	0	0	1	0	0	0	0	0	0	0	5-4	7-0	0	1.40	8
3/7/202	at Florida Atlantic	*	6.2	6	3	2	2	7	1	2	0	1	0	0	0	7-3	8-0	0	1.51	107
Mar 12	at Florida	*	6.0	6	3	3	1	2	2	0	0	0	0	0	0	1-3	8-1	0	1.76	107
Mar 13	at Florida	*	0.0	0	0	0	0	0	0	0	0	0	0	0	0	1-3	8-1	0	1.76	-
Mar 14	at Florida	*	7.1	2	0	0	2	1	1	0	0	1	0	0	0	4-2	9-1	0	1.53	107
Mar 16	EASTERN KENTU		1.2	0	0	0	0	1	0	0	0	0	0	0	0	6-5	9-1	1	1.48	12
Mar 20	DAYTON	*	7.0	6	1	1	1	9	1	0	0	0	0	0	0	3-1	10-1	1	1.43	95
Mar 24	at WKU		2.0	2	1	1	2	2	0	0	0	0	0	0	0	1-2	10-2	1	1.49	45
Mar 28	ALABAMA	*	7.0	6	2	1	3	5	2	0	0	0	0	0	0	4-2	11-2	1	1.44	111
Mar 29	ALABAMA		2.2	1	0	0	1	3	1	0	0	0	0	0	0	5-4	12-2	1	1.39	52
Apr 02	at Tennessee	*	4.0	6	4	4	2	2	1	0	1	0	0	0	0	1-6	12-3	1	1.68	68
Apr 04	at Tennessee	*	2.2	5	4	4	1	1	1	0	1	1	0	1	0	2-6	12-4	1	1.96	44
Apr 11	GEORGIA-2	*	6.0	7	7	4	2	3	1	0	3	1	0	1	0	8-9	12-4	1	2.15	98
Apr 12	GEORGIA		4.0	2	0	0	2	4	0	0	0	0	0	1	0	2-5	12-4	1	2.05	61
Apr 14	at Eastern Kentuck	*	5.0	4	4	4	2	7	0	0	2	0	0	1	0	12-4	13-4	1	2.24	86
Apr 17	at Auburn	*	1.0	6	4	2	0	0	1	0	0	0	0	0	0	2-4	13-5	1	2.36	31
Apr 18	at Auburn	*	7.0	6	1	1	3	5	0	0	1	0	0	0	0	5-1	14-5	1	2.27	111
Apr 21	LOUISVILLE		6.0	5	2	2	2	5	0	0	0	0	0	0	0	6-5	15-5	1	2.27	87
Apr 23	LSU	*	4.1	5	5	5	4	1	0	0	2	0	0	0	0	7-5	15-5	1	2.49	97
Apr 25	LSU-2	*	2.2	6	8	1	2	3	1	0	3	0	0	1	0	4-10	15-6	1	2.49	66
Apr 30	at Texas A&M	*	7.0	6	1	1	3	11	0	0	0	0	0	0	0	5-1	16-6	1	2.41	138
May 1	at Texas A&M		1.2	1	0	0	0	3	0	0	0	0	0	0	0	2-1	17-6	1	2.38	25
May 2	at Texas A&M	*	7.0	3	1	1	1	6	0	0	0	0	0	0	0	5-1	18-6	1	2.30	96
May 07	SOUTH CAROLIN	*	7.0	9	3	3	2	4	1	0	1	0	0	0	0	4-3	19-6	1	2.34	101
May 08	SOUTH CAROLIN	*	6.0	5	1	1	0	5	0	0	1	0	0	0	0	3-2	19-6	1	2.29	98
May 12	vs Georgia	*	7.0	3	0	0	2	10	1	0	0	0	0	0	0	3-0	20-6	1	2.19	87
May 13	at Alabama	*	3.0	4	3	3	2	3	1	0	1	0	0	0	0	1-5	20-7	1	2.28	55
Totals		26	156.2	143	67	51	49	139	22	2	19	4	0	7	0	173-11	20-7	1	2.28	-



2021 Kentucky Softball  
Individual Game-by-Game for Kentucky (as of May 18, 2021)

#9 Lauren Johnson - 52 games (All games)

Date	Opponent	Pos	AB	R	H	RBI	2B	3B	HR	BB	SB	CS	HBP	SAC	SF	GDP	K	PO	A	E	Avg
Feb 12	at Samford-1	*2b	3	0	2	1	1	0	0	0	0	0	0	0	0	0	0	2	1	0	.667
Feb 12	at Samford-2	*2b	2	1	1	0	0	0	0	1	0	0	0	0	0	0	0	1	2	0	.600
Feb 13	at Samford	*2b/ss	4	1	1	2	0	0	0	1	0	0	0	0	0	0	1	1	1	0	.444
Feb 19	at UNC Greensbor	*2b/of	3	0	2	3	0	1	0	0	0	0	0	0	0	0	0	1	0	0	.500
Feb 19	at UNC Greensbor	*2b	3	1	3	1	0	0	0	1	0	0	0	0	0	0	0	0	0	0	.600
Feb 20	vs NC Central	*2b	2	4	1	3	0	0	0	2	0	0	1	0	0	0	0	1	1	0	.588
Feb 20	at CAMPBELL	*2b	4	0	2	0	0	0	0	1	1	0	0	0	0	0	0	0	0	1	.571
Feb 21	vs NC Central	*2b/of	3	1	2	2	0	1	0	0	0	0	0	0	0	0	0	2	1	0	.583
Feb 21	vs Mt. St. Mary's	*2b/of	4	2	2	0	2	0	0	0	0	0	0	0	0	0	0	0	2	0	.571
Feb 26	vs NM State	*2b	3	0	0	0	0	0	0	0	0	0	0	0	0	0	0	3	0	0	.516
Feb 26	vs Florida Int'l	*2b	3	1	1	0	0	0	0	1	0	0	0	0	0	0	0	1	1	0	.500
Feb 27	vs Stetson	*2b	2	1	1	1	0	0	0	1	1	0	0	1	0	0	0	1	0	0	.500
Feb 27	vs NM State	*2b	2	1	1	1	0	0	0	1	1	0	0	0	0	0	0	1	0	1	.500
Feb 28	vs Stetson	*2b	4	3	3	2	0	1	0	0	0	0	0	0	0	0	0	0	1	0	.524
Mar 04	vs Pitt	*2b	4	2	3	1	0	0	0	1	1	0	0	0	0	0	0	1	0	0	.543
Mar. 4	at Florida Atlantic	*2b	3	1	1	1	0	0	0	0	1	0	0	0	0	0	0	1	3	0	.531
Mar. 5	vs Illinois State	*2b	4	0	1	0	0	0	0	0	0	0	0	0	0	0	1	3	1	0	.509
Mar. 7	vs Coastal Carolina	*2b	3	2	1	2	0	1	0	0	0	0	0	0	0	0	0	2	1	0	.500
3/7/202	at Florida Atlantic	*2b	4	0	3	4	0	0	0	0	0	0	0	0	0	0	1	2	2	0	.517
Mar 12	at Florida	*2b	3	1	1	0	1	0	0	0	0	0	0	0	0	0	2	1	2	0	.508
Mar 13	at Florida	*2b	3	0	0	0	0	0	0	0	0	0	0	0	0	0	1	1	1	1	.485
Mar 14	at Florida	*2b	5	1	1	0	0	0	0	0	0	0	0	0	0	0	1	3	2	0	.465
Mar 16	EASTERN KENTU	*2b	4	0	2	1	1	0	0	0	0	0	0	0	0	0	1	4	3	0	.467
Mar 20	DAYTON	*2b/of	3	0	0	0	0	0	0	0	0	0	0	0	0	0	1	2	4	1	.449
Mar 20	DAYTON	*2b	2	1	1	0	1	0	0	1	0	0	0	0	0	0	1	1	0	0	.450
Mar 24	at WKU	*2b	4	0	0	0	0	0	0	0	2	0	0	1	0	0	0	1	1	0	.429
Mar 27	ALABAMA	*2b/of	4	1	2	0	0	0	0	0	0	0	0	0	0	0	0	4	2	2	.432
Mar 28	ALABAMA	*dh/of	3	0	1	0	0	0	0	1	0	0	0	0	0	0	1	0	0	0	.429
Mar 29	ALABAMA	*of	4	0	1	0	0	0	0	0	0	0	0	0	0	0	0	0	0	0	.421
Mar 31	MOREHEAD STAT	*of/dh	1	1	0	0	0	0	0	1	0	0	0	0	0	0	0	0	0	0	.417
Apr 02	at Tennessee	*of/2b	3	0	0	0	0	0	0	0	0	0	0	0	0	0	2	2	0	0	.404
Apr 03	at Tennessee	*of	3	0	0	0	0	0	0	0	0	0	0	0	0	0	0	0	0	0	.392
Apr 04	at Tennessee	*of/2b	3	1	1	0	0	0	0	0	0	0	0	0	0	0	1	0	0	1	.390
Apr 11	GEORGIA-1	*of	3	2	1	2	0	0	0	0	0	0	0	0	0	0	0	1	0	0	.389
Apr 11	GEORGIA-2	*of/of	4	0	2	4	1	0	0	0	1	0	0	0	0	0	0	2	1	0	.393
Apr 12	GEORGIA	*of/2b	3	1	1	0	0	0	0	1	0	0	0	0	0	0	0	1	1	0	.391
Apr 14	at Eastern Kentuck	*of	4	2	2	2	2	0	0	0	0	0	0	0	0	0	0	2	0	0	.395
Apr 16	at Auburn	*of/2b	4	0	1	1	0	0	0	0	0	0	0	0	0	0	0	2	1	0	.390
Apr 17	at Auburn	*of	3	0	0	0	0	0	0	0	0	0	0	0	0	0	1	2	0	0	.381
Apr 18	at Auburn	*of	4	1	0	0	0	0	0	0	0	0	0	0	0	0	0	1	0	0	.369
Apr 21	LOUISVILLE	*of/of	3	0	1	2	1	0	0	1	1	0	0	0	1	0	1	3	1	0	.368
Apr 23	LSU	*of	3	2	0	0	0	0	0	0	0	0	0	0	0	0	0	1	0	0	.360
Apr 25	LSU-1	*of/2b	4	0	1	2	1	0	0	0	0	0	0	0	0	0	0	2	1	0	.357
Apr 25	LSU-2	*of/2b	3	0	0	0	0	0	0	0	0	0	0	0	0	0	0	2	1	0	.350
Apr 30	at Texas A&M	*of	3	1	2	1	0	0	0	1	1	0	0	0	0	0	0	3	0	0	.356
May 1	at Texas A&M	*of	4	0	2	0	0	0	0	0	0	2	0	0	0	0	0	3	0	0	.360
May 2	at Texas A&M	*of	3	1	1	0	0	0	0	1	1	0	0	0	0	0	0	3	0	0	.359
May 07	SOUTH CAROLIN	*of	2	1	1	0	0	0	0	1	1	0	0	0	0	0	0	1	0	0	.361
May 08	SOUTH CAROLIN	*of/2b	3	0	0	1	0	0	0	0	0	0	1	0	0	0	1	3	1	0	.354
May 08	SOUTH CAROLIN	*of	4	0	2	1	0	0	0	0	0	0	0	0	0	0	0	2	0	0	.358
May 12	vs Georgia	*of	3	0	0	0	0	0	0	0	0	0	0	0	0	0	0	1	0	0	.352
May 13	at Alabama	*of/2b	2	0	0	0	0	0	0	1	0	1	0	0	0	0	1	3	0	0	.347
Totals		52gs	167	38	58	41	11	4	0	19	12	3	1	3	1	0	18	77	42	7	.347

On base pct. .415 • Slugging pct. .461

2021 Kentucky Softball  
Individual Game-by-Game for Kentucky (as of May 18, 2021)

#99 Kayla Kowalik - 52 games (All games)

Date	Opponent	Pos	AB	R	H	RBI	2B	3B	HR	BB	SB	CS	HBP	SAC	SF	GDP	K	PO	A	E	Avg	
Feb 12	at Samford-1	*c	4	1	2	0	1	1	0	0	0	0	0	0	0	0	0	8	0	0	.500	
Feb 12	at Samford-2	*of/c	3	1	1	2	0	0	1	1	0	0	0	0	0	0	0	3	0	0	.429	
Feb 13	at Samford	*c	4	3	1	1	0	1	0	1	0	0	0	0	0	0	0	4	0	0	.364	
Feb 19	at UNC Greensbor	*of/c	3	0	2	0	0	0	0	0	1	0	0	1	0	0	0	2	1	0	.429	
Feb 19	at UNC Greensbor	*of/c	4	2	4	2	1	0	0	0	0	1	0	0	0	0	0	2	0	0	.556	
Feb 20	vs NC Central	*of	3	5	3	2	1	1	1	2	0	0	0	0	0	0	0	1	0	0	.619	
Feb 20	at CAMPBELL	*c	4	0	1	3	0	0	0	0	0	0	0	0	1	0	2	6	1	0	.560	
Feb 21	vs NC Central	*of/dh	2	4	2	3	0	0	1	2	0	0	0	0	0	0	0	0	0	0	.593	
Feb 21	vs Mt. St. Mary's	*c	4	2	3	3	0	0	1	0	0	0	0	0	0	0	0	10	0	0	.613	
Feb 26	vs NM State	*c	2	1	0	0	0	0	0	2	1	0	0	0	0	0	0	4	1	0	.576	
Feb 26	vs Florida Int'l	*of	4	0	1	0	0	0	0	0	0	0	0	0	0	0	0	3	0	0	.541	
Feb 27	vs Stetson	*of	3	2	2	0	0	0	0	1	1	0	0	0	0	0	0	3	0	0	.550	
Feb 27	vs NM State	*c/dh	4	1	1	2	0	0	1	0	1	0	0	0	0	0	0	6	1	0	.523	
Feb 28	vs Stetson	*c	4	3	3	3	1	0	0	0	1	0	0	0	0	0	0	5	0	0	.542	
Mar 04	vs Pitt	*c	5	2	3	0	0	0	0	0	1	0	0	0	0	0	1	7	0	0	.547	
Mar. 4	at Florida Atlantic	*of	4	1	2	0	0	0	0	0	0	0	0	0	0	0	0	2	0	0	.544	
Mar. 5	vs Illinois State	*c	4	2	4	0	0	0	0	0	2	0	0	0	0	0	0	8	0	0	.574	
Mar. 7	vs Coastal Carolina	*c	3	1	0	1	0	0	0	0	0	0	0	0	0	0	1	2	0	0	.547	
3/7/202	at Florida Atlantic	*of/c	3	2	0	0	0	0	0	1	0	0	1	0	0	0	0	3	0	0	.522	
Mar 12	at Florida	*c	3	0	0	0	0	0	0	0	0	0	0	0	0	0	1	3	0	0	.500	
Mar 13	at Florida	*of/c	3	0	1	0	0	0	0	0	0	0	0	0	0	0	0	1	0	0	.493	
Mar 14	at Florida	*c	5	0	2	0	0	0	0	0	1	0	0	0	0	0	1	1	0	0	.487	
Mar 16	EASTERN KENTU	*of/c	3	1	1	0	0	0	0	1	1	0	0	0	0	0	0	2	0	0	.481	
Mar 20	DAYTON	*of/c	3	1	1	0	0	0	0	0	0	0	0	0	0	0	2	3	0	0	.476	
Mar 20	DAYTON	*c	4	1	2	0	0	0	0	0	0	0	0	0	0	0	0	10	0	0	.477	
Mar 24	at WKU	*c	4	1	3	0	0	1	0	1	1	0	0	0	0	0	0	6	0	0	.489	
Mar 27	ALABAMA	*c/of	4	1	1	0	0	1	0	0	0	0	0	0	0	0	2	4	1	0	.479	
Mar 28	ALABAMA	*c	4	1	2	1	0	0	0	0	2	0	0	0	0	0	0	6	0	0	.480	
Mar 29	ALABAMA	*c	4	1	1	0	0	0	0	0	0	0	0	0	0	0	0	5	0	0	.471	
Mar 31	MOREHEAD STAT	*of/of	3	1	2	1	0	0	0	0	1	0	0	0	0	0	0	0	0	0	.477	
Apr 02	at Tennessee	*c	2	1	1	1	0	0	1	1	0	0	0	0	0	0	1	5	0	0	.477	
Apr 03	at Tennessee	*c	2	4	1	1	0	0	0	2	0	0	0	0	0	0	0	5	0	0	.477	
Apr 04	at Tennessee	*c	3	1	2	2	0	1	1	0	0	0	0	0	0	0	1	3	0	0	.482	
Apr 11	GEORGIA-1	*c	3	2	2	0	0	0	0	0	0	0	0	0	0	0	0	1	0	0	.487	
Apr 11	GEORGIA-2	*c	5	3	4	2	2	0	1	0	0	0	0	0	0	0	0	3	0	0	.500	
Apr 12	GEORGIA	*c	4	1	3	1	0	0	1	0	0	0	0	0	0	0	0	4	1	0	.508	
Apr 14	at Eastern Kentuck	*c	4	3	3	1	0	0	1	0	0	0	0	0	0	0	0	7	0	0	.515	
Apr 16	at Auburn	*c	4	1	3	0	0	0	0	0	2	0	0	0	0	0	0	3	1	1	.522	
Apr 17	at Auburn	*c	3	1	2	2	0	0	1	0	0	0	0	0	0	0	0	6	0	0	.526	
Apr 18	at Auburn	*c	4	0	3	0	2	0	0	0	0	0	0	0	0	0	0	5	0	0	.532	
Apr 21	LOUISVILLE	*c	5	1	3	0	1	0	0	0	1	0	0	0	0	0	1	7	1	0	.534	
Apr 23	LSU	*c	4	1	1	0	0	0	0	0	1	0	0	0	0	0	0	1	0	0	.527	
Apr 25	LSU-1	*c	3	3	3	1	0	0	1	0	0	0	0	1	0	0	0	4	1	0	.536	
Apr 25	LSU-2	*c	3	1	0	0	0	0	0	1	0	0	0	0	0	0	0	6	0	0	.526	
Apr 30	at Texas A&M	*c	2	2	1	0	0	0	0	2	1	0	0	0	0	0	0	11	1	0	.525	
May 1	at Texas A&M	*c	3	1	0	0	0	0	0	1	0	0	0	0	0	0	1	5	0	0	.516	
May 2	at Texas A&M	*c	3	1	2	0	0	0	0	1	0	1	0	0	0	0	0	7	0	0	.518	
May 07	SOUTH CAROLIN	*c	4	1	1	0	0	0	0	0	0	0	0	0	0	0	0	5	0	0	.512	
May 08	SOUTH CAROLIN	*c	3	2	1	0	0	0	0	1	0	0	0	0	0	0	0	3	0	0	.509	
May 08	SOUTH CAROLIN	*c	4	1	2	0	0	0	0	0	0	0	0	0	0	0	0	6	0	0	.509	
May 12	vs Georgia	*c	3	1	2	0	1	0	0	0	0	0	0	0	0	0	0	10	0	0	.511	
May 13	at Alabama	*c	4	0	1	0	0	0	0	0	1	0	0	0	0	0	2	3	0	0	.505	
Totals			52gs	182	73	92	35	10	6	12	21	20	2	1	2	1	0	16	230	10	1	.505

On base pct. .556 • Slugging pct. .824

2021 Kentucky Softball  
Individual Game-by-Game for Kentucky (as of May 18, 2021)

#34 Cassie Lindmark - 17 games (All games)

Date	Opponent	Pos	AB	R	H	RBI	2B	3B	HR	BB	SB	CS	HBP	SAC	SF	GDP	K	PO	A	E	Avg
Feb 12	at Samford-1	ph	1	0	0	0	0	0	0	0	0	0	0	0	0	0	1	0	0	0	.000
Feb 12	at Samford-2	*c	0	0	0	0	0	0	0	0	0	0	0	0	0	0	0	1	0	0	.000
Feb 19	at UNC Greensbor	*c	1	0	0	0	0	0	0	0	0	0	0	0	0	0	1	0	0	0	.000
Feb 19	at UNC Greensbor	*c	2	0	1	0	1	0	0	0	0	0	1	0	0	0	0	5	0	0	.250
Feb 20	vs NC Central	*c	2	1	1	1	0	0	1	1	0	1	0	0	0	0	0	7	0	0	.333
Feb 21	vs NC Central	*c	3	0	1	0	0	0	0	0	0	0	0	0	0	0	0	6	0	0	.333
Feb 26	vs Florida Int'l	*c	2	0	0	0	0	0	0	0	0	0	0	0	0	0	0	2	0	0	.273
Feb 27	vs Stetson	*c	0	0	0	0	0	0	0	0	0	0	0	0	0	0	0	7	0	0	.273
Feb 27	vs NM State	c	0	0	0	0	0	0	0	0	0	0	0	0	0	0	0	1	0	0	.273
Mar. 4	at Florida Atlantic	*c	0	0	0	0	0	0	0	0	0	0	0	0	0	0	0	3	0	0	.273
3/7/202	at Florida Atlantic	*c	0	0	0	0	0	0	0	0	0	0	0	0	0	0	0	4	1	0	.273
Mar 13	at Florida	*c	0	0	0	0	0	0	0	0	0	0	0	0	0	0	0	1	0	0	.273
Mar 16	EASTERN KENTU	*c	0	0	0	0	0	0	0	0	0	0	0	0	0	0	0	2	0	0	.273
Mar 20	DAYTON	*c	0	0	0	0	0	0	0	0	0	0	0	0	0	0	0	2	0	0	.273
Mar 27	ALABAMA	c	0	0	0	0	0	0	0	0	0	0	0	0	0	0	0	1	0	0	.273
Mar 31	MOREHEAD STAT	*c	0	0	0	0	0	0	0	0	0	0	0	0	0	0	0	7	1	0	.273
Apr 04	at Tennessee	1b	0	0	0	0	0	0	0	0	0	0	0	0	0	0	0	1	0	0	.273
Totals		13gs	11	1	3	1	1	0	0	1	1	0	2	0	0	0	2	50	2	0	.273

On base pct. .429 • Slugging pct. .364

#11 Vanessa Nesby - 30 games (All games)

Date	Opponent	Pos	AB	R	H	RBI	2B	3B	HR	BB	SB	CS	HBP	SAC	SF	GDP	K	PO	A	E	Avg
Feb 12	at Samford-2	pr	0	1	0	0	0	0	0	0	0	0	0	0	0	0	0	0	0	0	.000
Feb 13	at Samford	of	1	1	1	0	1	0	0	0	0	0	0	0	0	0	0	1	0	1	1.000
Feb 19	at UNC Greensbor	of	0	0	0	0	0	0	0	0	0	0	0	0	0	0	0	2	0	0	1.000
Feb 19	at UNC Greensbor	pr	0	1	0	0	0	0	0	0	0	0	0	0	0	0	0	0	0	0	1.000
Feb 26	vs NM State	pr	0	1	0	0	0	0	0	0	1	0	0	0	0	0	0	0	0	0	1.000
Feb 26	vs Florida Int'l	pr	0	1	0	0	0	0	0	0	0	0	0	0	0	0	0	0	0	0	1.000
Feb 27	vs Stetson	pr	0	0	0	0	0	0	0	0	0	0	0	0	0	0	0	0	0	0	1.000
Feb 27	vs NM State	pr	0	1	0	0	0	0	0	0	0	0	0	0	0	0	0	0	0	0	1.000
Feb 28	vs Stetson	of	0	0	0	0	0	0	0	0	0	0	0	0	0	0	0	0	0	0	1.000
Mar. 4	at Florida Atlantic	pr	0	0	0	0	0	0	0	0	0	0	0	0	0	0	0	0	0	0	1.000
Mar. 5	vs Illinois State	pr	0	1	0	0	0	0	0	0	0	0	0	0	0	0	0	0	0	0	1.000
Mar 13	at Florida	of	0	0	0	0	0	0	0	0	0	0	0	0	0	0	0	0	0	0	1.000
Mar 16	EASTERN KENTU	pr	0	0	0	0	0	0	0	0	0	0	0	0	0	0	0	0	0	0	1.000
Mar 20	DAYTON	pr	0	0	0	0	0	0	0	0	0	0	0	0	0	0	0	0	0	0	1.000
Mar 27	ALABAMA	pr/of	0	0	0	0	0	0	0	0	0	0	0	0	0	0	0	0	0	0	1.000
Mar 28	ALABAMA	pr	0	1	0	0	0	0	0	0	1	0	0	0	0	0	0	0	0	0	1.000
Mar 29	ALABAMA	of	0	0	0	0	0	0	0	0	0	0	0	0	0	0	0	0	0	0	1.000
Mar 31	MOREHEAD STAT	of	2	0	1	1	0	1	0	0	0	0	0	0	0	0	0	0	0	0	.667
Apr 02	at Tennessee	of	0	0	0	0	0	0	0	0	0	0	0	0	0	0	0	0	0	0	.667
Apr 04	at Tennessee	of	1	0	0	0	0	0	0	0	0	0	0	0	0	0	1	0	0	1	.500
Apr 12	GEORGIA	pr/of	0	0	0	0	0	0	0	0	0	0	0	0	0	0	0	0	0	0	.500
Apr 14	at Eastern Kentuck	pr/of	0	0	0	0	0	0	0	0	0	0	0	0	0	0	0	1	0	0	.500
Apr 23	LSU	pr	0	1	0	0	0	0	0	0	0	0	0	0	0	0	0	0	0	0	.500
Apr 25	LSU-1	pr	0	1	0	0	0	0	0	0	0	0	0	0	0	0	0	0	0	0	.500
Apr 30	at Texas A&M	pr	0	0	0	0	0	0	0	0	0	0	0	0	0	0	0	0	0	0	.500
May 1	at Texas A&M	pr	0	0	0	0	0	0	0	0	0	0	0	0	0	0	0	0	0	0	.500
May 2	at Texas A&M	pr	0	1	0	0	0	0	0	0	0	0	0	0	0	0	0	0	0	0	.500
May 07	SOUTH CAROLIN	pr	0	0	0	0	0	0	0	0	0	0	0	0	0	0	0	0	0	0	.500
May 08	SOUTH CAROLIN	pr	0	1	0	0	0	0	0	0	0	0	0	0	0	0	0	0	0	0	.500
May 13	at Alabama	pr	0	0	0	0	0	0	0	0	0	0	0	0	0	0	0	0	0	0	.500
Totals		0gs	4	12	2	1	1	1	0	0	2	0	0	0	0	0	1	4	0	2	.500

On base pct. .500 • Slugging pct. 1.250

2021 Kentucky Softball  
Individual Game-by-Game for Kentucky (as of May 18, 2021)

#13 Mallory Peyton - 45 games (All games)

Date	Opponent	Pos	AB	R	H	RBI	2B	3B	HR	BB	SB	CS	HBP	SAC	SF	GDP	K	PO	A	E	Avg	
Feb 12	at Samford-1	*1b	3	0	0	0	0	0	0	0	0	0	0	0	0	1	0	9	0	0	.000	
Feb 12	at Samford-2	*1b	4	2	2	1	0	0	1	0	0	0	0	0	0	0	0	6	0	1	.286	
Feb 13	at Samford	*1b	3	1	2	1	0	0	1	0	0	0	2	0	0	0	0	11	0	0	.400	
Feb 19	at UNC Greensbor	*1b	4	1	1	2	0	0	1	0	0	0	0	0	0	0	2	8	0	0	.357	
Feb 19	at UNC Greensbor	*1b	2	1	0	0	0	0	0	1	0	0	1	0	0	0	0	4	0	0	.312	
Feb 20	vs NC Central	*1b	4	3	4	4	3	0	0	1	1	0	0	0	0	0	0	4	0	0	.450	
Feb 20	at CAMPBELL	*1b	4	1	0	2	0	0	0	0	0	0	1	0	0	0	0	11	0	0	.375	
Feb 21	vs NC Central	*1b	2	2	1	2	1	0	0	0	0	0	1	0	0	0	1	3	1	0	.385	
Feb 21	vs Mt. St. Mary's	*1b	3	1	1	1	1	0	0	0	0	0	0	0	0	0	0	3	0	0	.379	
Feb 26	vs NM State	*1b	3	1	1	0	0	0	0	0	1	0	0	0	0	0	0	8	0	0	.375	
Feb 26	vs Florida Int'l	*1b	3	1	2	0	1	0	0	1	0	0	0	0	0	0	0	13	1	0	.400	
Feb 27	vs Stetson	*1b	3	0	0	1	0	0	0	0	0	0	0	0	1	0	0	6	0	0	.368	
Feb 27	vs NM State	*1b	1	0	1	2	1	0	0	1	0	0	1	0	0	0	0	6	0	0	.385	
Feb 28	vs Stetson	*1b	3	1	2	3	2	0	0	0	0	0	0	0	1	0	1	8	0	0	.405	
Mar 04	vs Pitt	*1b	3	1	1	2	1	0	0	0	0	0	0	0	1	0	2	7	0	0	.400	
Mar. 4	at Florida Atlantic	*1b	3	0	0	0	0	0	0	0	0	1	0	0	0	0	1	8	0	0	.375	
Mar. 5	vs Illinois State	*1b	3	0	1	0	1	0	0	0	0	0	0	0	0	0	0	6	0	0	.373	
Mar. 7	vs Coastal Carolina	*1b	3	2	2	5	0	0	2	0	0	0	0	0	0	0	0	3	0	0	.389	
3/7/202	at Florida Atlantic	*1b	4	0	1	0	0	0	0	0	0	0	0	0	0	0	0	10	0	0	.379	
Mar 12	at Florida	*1b	3	0	1	0	0	0	0	0	0	0	0	0	0	0	0	8	0	0	.377	
Mar 13	at Florida	*1b	2	0	0	0	0	0	0	1	0	0	0	0	0	0	1	8	0	1	.365	
Mar 14	at Florida	*1b	4	0	0	0	0	0	0	1	0	0	0	0	0	0	2	9	1	0	.343	
Mar 16	EASTERN KENTU	*1b	3	1	1	3	0	0	1	0	0	0	1	0	0	0	0	7	0	0	.343	
Mar 20	DAYTON	*1b	3	1	1	1	0	0	1	0	0	0	0	0	0	0	0	11	1	0	.342	
Mar 20	DAYTON	*1b	4	1	2	1	0	0	0	0	0	0	0	0	0	0	0	5	1	0	.351	
Mar 24	at WKU	*1b	4	0	0	0	0	0	0	1	0	0	0	0	0	0	1	9	0	0	.333	
Mar 27	ALABAMA	*1b	3	0	1	2	0	0	0	0	0	0	0	1	0	0	0	7	1	0	.333	
Mar 28	ALABAMA	*1b	2	0	1	2	0	0	0	0	0	0	1	0	1	0	0	9	0	0	.337	
Apr 11	GEORGIA-2	1b	0	0	0	0	0	0	0	0	0	0	0	0	0	0	0	2	0	0	.337	
Apr 12	GEORGIA	*1b	0	0	0	0	0	0	0	0	0	0	0	0	0	0	0	6	0	0	.337	
Apr 16	at Auburn	*1b	1	0	0	0	0	0	0	0	0	0	0	0	0	0	0	4	0	0	.333	
Apr 17	at Auburn	*1b	3	0	0	0	0	0	0	0	0	0	0	0	0	0	1	3	1	0	.322	
Apr 18	at Auburn	*1b	3	0	0	0	0	0	0	0	0	0	0	0	0	0	3	9	0	0	.312	
Apr 21	LOUISVILLE	*1b	2	0	0	0	0	0	0	0	0	0	0	0	0	0	1	6	0	0	.305	
Apr 23	LSU	*1b	2	1	1	1	0	0	1	0	0	0	0	0	0	0	1	10	0	0	.309	
Apr 25	LSU-1	*1b	3	1	1	1	0	0	1	0	0	0	0	0	0	0	1	9	0	0	.310	
Apr 25	LSU-2	*1b	3	0	1	2	0	0	0	0	0	0	0	0	0	0	0	5	0	1	.311	
Apr 30	at Texas A&M	*1b	2	0	0	0	0	0	0	2	0	0	0	0	0	0	0	1	0	0	.305	
May 1	at Texas A&M	*1b	1	0	1	0	0	0	0	2	0	0	1	0	0	0	0	7	0	0	.311	
May 2	at Texas A&M	*1b	4	0	0	0	0	0	0	0	0	0	0	0	0	0	1	7	0	0	.300	
May 07	SOUTH CAROLIN	*1b	3	0	1	2	1	0	0	0	0	0	0	0	0	0	1	10	0	0	.301	
May 08	SOUTH CAROLIN	*1b	3	1	2	3	0	0	1	0	0	0	0	0	0	0	0	5	0	0	.310	
May 08	SOUTH CAROLIN	*1b	4	1	1	1	0	0	1	0	0	0	0	0	0	0	0	8	0	0	.308	
May 12	vs Georgia	*1b	3	0	1	0	1	0	0	0	0	0	0	0	0	0	0	5	0	0	.309	
May 13	at Alabama	*1b	3	0	0	0	0	0	0	0	0	0	0	0	0	0	1	8	0	0	.302	
Totals			44gs	126	25	38	45	13	0	11	11	3	0	9	1	4	1	21	312	7	3	.302

On base pct. .387 • Slugging pct. .667

#23 Stephanie Schoonover - 8 games (All games)

Date	Opponent	Pos	AB	R	H	RBI	2B	3B	HR	BB	SB	CS	HBP	SAC	SF	GDP	K	PO	A	E	Avg
Feb 21	vs NC Central	p	0	0	0	0	0	0	0	0	0	0	0	0	0	0	0	0	2	0	.000
Feb 26	vs Florida Int'l	pr	0	0	0	0	0	0	0	0	0	0	0	0	0	0	0	0	0	0	.000
Feb 27	vs Stetson	pr	0	0	0	0	0	0	0	0	0	0	0	0	0	0	0	0	0	0	.000
Mar 04	vs Pitt	p	0	0	0	0	0	0	0	0	0	0	0	0	0	0	0	0	1	0	.000
3/7/202	at Florida Atlantic	pr	0	0	0	0	0	0	0	0	0	0	0	0	0	0	0	0	0	0	.000
Mar 27	ALABAMA	of	0	0	0	0	0	0	0	0	0	0	0	0	0	0	0	0	0	0	.000
Mar 31	MOREHEAD STAT	p	0	0	0	0	0	0	0	0	0	0	0	0	0	0	0	1	0	0	.000
May 13	at Alabama	pr	0	0	0	0	0	0	0	0	0	0	0	0	0	0	0	0	0	0	.000
Totals			0gs	0	0	0	0	0	0	0	0	0	0	0	0	0	0	1	3	0	.000

On base pct. .000 • Slugging pct. .000

2021 Kentucky Softball  
Individual Game-by-Game for Kentucky (as of May 18, 2021)

#23 Stephanie Schoonover - 4 appearances (All games)

Date	Opponent	GS	IP	H	R	ER	BB	SO	2B	3B	HR	WP	BK	HBP	IBB	Score	W-L	Sv	ERA	NP
Feb 19	at UNC Greensbor		2.0	2	1	1	0	2	0	0	0	0	0	0	0	14-4	0-0	0	3.50	23
Feb 21	vs NC Central		2.0	3	0	0	0	1	0	0	0	0	0	1	0	14-0	0-0	0	1.75	31
Mar 04	vs Pitt		2.0	0	0	0	2	1	0	0	0	0	0	0	0	8-1	0-0	0	1.17	36
Mar 31	MOREHEAD STAT		1.0	1	0	0	1	0	0	0	0	0	0	1	0	13-1	0-0	0	1.00	24
Totals		0	7.0	6	1	1	3	4	0	0	0	0	0	2	0	49-6	0-0	0	1.00	-

#19 Rylea Smith - 46 games (All games)

Date	Opponent	Pos	AB	R	H	RBI	2B	3B	HR	BB	SB	CS	HBP	SAC	SF	GDP	K	PO	A	E	Avg	
Feb 12	at Samford-1	*of	2	0	0	0	0	0	0	0	0	0	0	0	0	0	0	0	0	0	.000	
Feb 12	at Samford-2	ph/of	2	1	2	1	0	0	0	0	0	0	0	0	0	0	0	0	0	0	1	.500
Feb 13	at Samford	*of	4	1	1	1	1	0	0	0	0	0	0	0	0	0	0	0	0	0	.375	
Feb 19	at UNC Greensbor	*of/of	2	2	1	1	0	0	1	1	0	0	0	0	0	0	0	5	0	0	.400	
Feb 19	at UNC Greensbor	*of	3	1	1	1	0	0	0	0	0	0	0	0	0	0	0	2	0	0	.385	
Feb 20	vs NC Central	*of	3	2	1	1	0	0	0	0	0	0	0	0	0	0	0	0	0	0	.375	
Feb 20	at CAMPBELL	*of	3	1	0	0	0	0	1	0	0	0	0	0	0	0	0	0	0	0	.316	
Feb 21	vs NC Central	*of/of	3	3	2	0	1	0	0	0	0	0	0	0	0	0	0	1	0	0	.364	
Feb 21	vs Mt. St. Mary's	*of	3	3	3	0	1	0	0	0	0	0	0	0	0	0	0	0	0	0	.440	
Feb 26	vs NM State	*of	3	1	1	0	0	0	0	0	0	0	0	0	0	0	0	0	0	0	.429	
Feb 26	vs Florida Int'l	*dh/of	3	1	2	0	0	0	0	0	0	0	0	0	0	0	0	0	0	0	.452	
Feb 27	vs Stetson	*of	4	0	0	0	0	0	0	0	0	0	0	0	0	0	0	1	0	0	.400	
Feb 27	vs NM State	*of	3	2	3	1	0	0	0	0	0	0	0	0	0	0	0	0	0	0	.447	
Feb 28	vs Stetson	*of	3	2	2	1	0	0	0	0	1	0	0	0	0	0	0	1	0	0	.463	
Mar 04	vs Pitt	*of	3	1	1	0	0	0	0	1	0	0	0	0	0	0	0	0	0	0	.455	
Mar. 4	at Florida Atlantic	*of/dh	2	0	0	0	0	0	0	1	0	0	0	0	0	0	0	2	0	0	.435	
Mar. 5	vs Illinois State	*of	3	0	0	0	0	0	0	0	0	0	0	0	0	0	1	0	0	0	.408	
Mar. 7	vs Coastal Carolina	*of	2	1	0	0	0	0	0	1	0	0	0	0	0	0	1	2	0	0	.392	
Mar 12	at Florida	*of/of	2	0	0	0	0	0	0	0	0	0	0	0	0	0	0	1	0	0	.377	
Mar 13	at Florida	of	1	0	0	0	0	0	0	0	0	0	0	0	0	0	0	1	0	0	.370	
Mar 14	at Florida	*of	4	0	3	1	0	0	0	0	0	1	0	0	0	0	1	3	1	0	.397	
Mar 16	EASTERN KENTU	*of	3	1	1	0	0	0	0	0	0	0	0	0	0	0	0	0	0	0	.393	
Mar 20	DAYTON	*of	2	0	0	0	0	0	0	0	0	0	0	0	0	0	0	0	0	0	.381	
Mar 20	DAYTON	*of	3	0	1	0	0	0	0	1	0	0	0	0	0	0	1	0	0	0	.379	
Mar 24	at WKU	*of	4	0	1	0	0	0	0	0	0	0	0	0	0	0	0	1	0	0	.371	
Mar 27	ALABAMA	*of/of	3	1	1	1	1	0	0	0	0	0	0	0	0	0	2	2	0	0	.370	
Mar 28	ALABAMA	*of/dh	2	1	0	0	0	0	0	0	0	0	0	0	0	0	1	0	0	0	.360	
Mar 29	ALABAMA	*of/dh	4	1	2	2	0	0	1	0	0	0	0	0	0	0	0	3	0	0	.367	
Mar 31	MOREHEAD STAT	*of/of	2	0	0	0	0	0	0	0	0	0	0	0	0	0	0	0	0	0	.358	
Apr 02	at Tennessee	*of/of	2	0	0	0	0	0	0	0	0	0	0	0	0	0	0	0	0	0	.349	
Apr 03	at Tennessee	*of	4	2	2	4	0	0	1	0	0	0	0	0	0	0	1	1	0	0	.356	
Apr 04	at Tennessee	*of	2	0	0	0	0	0	0	1	0	0	0	0	0	0	1	3	0	0	.348	
Apr 11	GEORGIA-1	*dh	3	2	1	0	0	0	0	0	0	0	0	0	0	0	0	0	0	0	.348	
Apr 11	GEORGIA-2	*dh	2	0	0	0	0	0	0	0	0	0	0	0	0	0	1	0	0	0	.340	
Apr 12	GEORGIA	*of	3	0	0	0	0	0	0	1	0	0	0	0	0	0	1	0	0	0	.330	
Apr 14	at Eastern Kentuck	*dh	1	1	0	0	0	0	0	2	0	0	0	0	0	0	0	0	0	0	.327	
Apr 16	at Auburn	*dh/of	3	1	1	0	0	0	0	0	0	0	0	0	0	0	1	0	0	0	.327	
Apr 17	at Auburn	*dh/of	3	0	0	0	0	0	0	0	0	0	0	0	0	0	1	0	0	0	.317	
Apr 18	at Auburn	*dh	3	1	2	0	0	0	0	0	0	0	0	0	0	0	0	0	0	0	.327	
Apr 21	LOUISVILLE	ph/of	2	0	1	1	0	0	0	0	0	0	0	0	0	0	1	0	0	0	.330	
Apr 23	LSU	*dh	3	0	1	0	0	0	0	0	0	0	0	0	0	0	0	0	0	0	.330	
Apr 25	LSU-1	*of/dh	3	1	1	0	1	0	0	0	0	0	0	0	0	0	1	0	0	0	.330	
Apr 25	LSU-2	of	1	0	0	0	0	0	0	0	0	0	0	0	0	0	0	0	0	0	.328	
May 08	SOUTH CAROLIN	pr	0	0	0	0	0	0	0	0	0	0	0	0	0	0	0	0	0	0	.328	
May 08	SOUTH CAROLIN	of	0	0	0	0	0	0	0	1	0	0	0	0	0	0	0	0	0	0	.328	
May 13	at Alabama	*dh/of	2	0	0	0	0	0	0	0	0	0	0	0	0	0	2	0	0	0	.322	
Totals		40gs	118	34	38	16	5	0	3	11	1	1	0	0	0	0	17	29	1	1	.322	

On base pct. .380 • Slugging pct. .441



2021 Kentucky Softball  
Individual Game-by-Game for Kentucky (as of May 18, 2021)

#5 Tatum Spangler - 51 games (All games)

Date	Opponent	Pos	AB	R	H	RBI	2B	3B	HR	BB	SB	CS	HBP	SAC	SF	GDP	K	PO	A	E	Avg	
Feb 12	at Samford-1	*of	2	0	0	0	0	0	0	0	0	0	0	0	0	0	1	0	0	0	.000	
Feb 12	at Samford-2	pr/of	1	2	1	0	1	0	0	0	0	0	0	0	0	0	0	0	0	0	.333	
Feb 13	at Samford	*of	3	1	0	0	0	0	0	1	0	0	0	0	0	0	1	0	0	0	.167	
Feb 19	at UNC Greensbor	of	0	0	0	0	0	0	0	0	0	0	0	0	0	0	0	1	0	1	.167	
Feb 19	at UNC Greensbor	pr/of	1	1	0	0	0	0	0	0	0	0	0	0	0	0	0	0	0	0	.143	
Feb 20	vs NC Central	*p	3	1	1	0	0	0	0	1	1	0	0	0	0	0	0	0	0	0	.200	
Feb 20	at CAMPBELL	*of	2	2	0	0	0	0	0	1	0	0	0	0	0	0	0	1	0	0	.167	
Feb 21	vs Mt. St. Mary's	*of	1	1	1	0	0	0	0	0	0	0	0	0	0	0	0	0	0	0	.231	
Feb 26	vs NM State	*of	3	3	3	1	1	0	0	0	0	0	0	0	0	0	0	2	0	0	.375	
Feb 26	vs Florida Int'l	*of	1	0	0	0	0	0	0	0	0	0	0	0	0	0	0	1	0	0	.353	
Feb 27	vs Stetson	*p/dh	3	0	1	1	0	0	0	0	0	0	0	0	1	0	0	1	2	0	.350	
Feb 27	vs NM State	of	1	1	0	1	0	0	0	0	0	0	0	0	0	0	0	0	0	0	.333	
Feb 28	vs Stetson	*of/dh	0	0	0	0	0	0	0	0	0	0	0	0	0	0	0	0	0	0	.333	
Mar 04	vs Pitt	*of	3	0	1	0	0	1	0	0	0	0	0	0	0	0	1	0	0	0	.333	
Mar. 4	at Florida Atlantic	of	0	0	0	0	0	0	0	0	0	0	0	0	0	0	0	0	0	0	.333	
Mar. 5	vs Illinois State	*of	0	1	0	0	0	0	0	0	0	0	0	0	0	0	0	0	0	0	.333	
Mar. 7	vs Coastal Carolina	*of	3	1	2	2	0	0	0	0	0	0	0	0	0	0	1	2	0	0	.370	
3/7/202	at Florida Atlantic	*of	4	2	3	2	0	0	0	0	0	0	0	0	0	0	0	0	0	0	.419	
Mar 12	at Florida	*of/dh	2	0	1	0	1	0	0	0	0	0	0	0	0	0	1	0	0	0	.424	
Mar 13	at Florida	*of	2	0	0	0	0	0	0	0	0	0	0	0	0	0	0	0	0	0	.400	
Mar 14	at Florida	*of	3	0	0	0	0	0	0	0	0	0	0	1	0	0	1	0	0	0	.368	
Mar 16	EASTERN KENTU	*of	3	1	1	1	0	0	0	0	0	0	0	0	0	0	0	2	0	0	.366	
Mar 20	DAYTON	*p/of	2	0	1	1	1	0	0	0	0	0	0	0	0	0	1	0	3	1	.372	
Mar 20	DAYTON	*of	2	0	0	0	0	0	0	0	0	0	0	0	0	0	1	0	0	0	.356	
Mar 24	at WKU	*of	3	0	0	0	0	0	0	0	0	0	0	1	0	0	0	2	0	0	.333	
Mar 27	ALABAMA	*p/of	3	1	1	0	0	0	0	0	0	0	0	0	0	0	1	0	0	0	.333	
Mar 28	ALABAMA	*of/of	3	0	1	0	1	0	0	0	0	0	0	0	0	0	2	1	0	0	.333	
Mar 29	ALABAMA	*1b	3	1	2	0	0	0	0	1	0	0	0	0	0	0	0	9	0	1	.351	
Mar 31	MOREHEAD STAT	*1b	2	1	1	1	0	0	0	0	0	0	0	0	0	0	0	1	0	0	.356	
Apr 02	at Tennessee	*1b	3	0	1	0	0	0	0	0	0	0	0	0	0	0	1	5	0	0	.355	
Apr 03	at Tennessee	*1b	3	3	3	0	1	0	0	0	0	0	0	0	0	0	0	5	0	1	.385	
Apr 04	at Tennessee	*1b/p	3	0	0	0	0	0	0	0	0	0	0	0	0	0	1	6	1	0	.368	
Apr 11	GEORGIA-1	*1b	2	1	1	0	0	0	0	1	0	1	0	0	0	0	0	2	0	0	.371	
Apr 11	GEORGIA-2	*1b/of	5	1	1	0	0	0	0	0	0	0	0	0	0	0	1	8	1	1	.360	
Apr 12	GEORGIA	*p/of	3	0	1	0	0	0	0	0	0	0	0	0	0	0	0	5	1	0	.359	
Apr 14	at Eastern Kentuck	*1b	4	3	3	3	0	0	1	0	1	0	0	0	0	0	0	2	0	0	.378	
Apr 16	at Auburn	*of/1b	3	0	2	1	1	0	0	0	0	1	0	1	0	0	0	4	0	0	.388	
Apr 17	at Auburn	*of/p	3	0	1	0	0	0	0	0	0	0	0	0	0	0	0	0	1	1	.386	
Apr 18	at Auburn	*of	3	1	1	1	0	0	0	0	0	0	0	0	1	0	0	0	0	0	.385	
Apr 21	LOUISVILLE	*of/1b	4	1	1	1	1	0	0	0	0	0	0	0	1	0	0	5	0	0	.379	
Apr 23	LSU	*of	3	1	1	0	0	0	0	0	0	0	0	1	0	0	1	0	0	0	.378	
Apr 25	LSU-1	*p/dh	2	0	1	2	0	0	0	0	0	0	0	0	2	0	0	2	0	0	.380	
Apr 25	LSU-2	*of/of	4	1	2	0	1	0	0	0	0	0	0	0	0	0	0	2	0	0	.385	
Apr 30	at Texas A&M	*of	4	0	0	0	0	0	0	0	0	0	0	0	0	0	0	0	0	0	.370	
May 1	at Texas A&M	*of	4	0	1	1	0	1	0	0	0	0	0	0	0	0	1	4	0	0	.366	
May 2	at Texas A&M	*of	4	0	1	0	0	0	0	0	0	0	0	0	0	0	1	1	0	1	.362	
May 07	SOUTH CAROLIN	*of	2	0	1	0	1	0	0	0	0	0	0	1	0	0	0	0	0	0	.364	
May 08	SOUTH CAROLIN	*of/of	4	1	2	0	0	0	0	0	0	0	0	0	0	0	1	1	0	0	.369	
May 08	SOUTH CAROLIN	*of/p	4	0	0	0	0	0	0	0	0	0	0	0	0	0	0	0	0	0	.357	
May 12	vs Georgia	*of	3	0	1	0	0	0	0	0	0	0	0	0	0	0	0	0	0	0	.357	
May 13	at Alabama	*of	4	0	1	0	1	0	0	0	0	0	0	0	0	0	1	0	0	0	.353	
Totals			46gs	133	33	47	19	11	2	1	5	2	2	0	5	5	0	19	75	9	7	.353

On base pct. .364 • Slugging pct. .489

#5 Tatum Spangler - 9 appearances (All games)

Date	Opponent	GS	IP	H	R	ER	BB	SO	2B	3B	HR	WP	BK	HBP	IBB	Score	W-L	Sv	ERA	NP
Feb 20	vs NC Central	*	5.0	4	1	1	3	7	2	0	0	0	0	1	0	20-1	1-0	0	1.40	76
Feb 27	vs Stetson	*	6.0	1	0	0	1	6	0	0	0	0	0	1	0	7-0	2-0	0	0.64	65
Mar 20	DAYTON	*	5.1	3	1	0	0	2	0	0	0	2	0	0	0	3-1	3-0	0	0.43	72
Mar 27	ALABAMA	*	2.1	4	3	1	0	2	1	0	0	0	0	0	0	6-11	3-1	0	0.75	40
Apr 04	at Tennessee	*	3.0	2	1	1	1	2	0	0	0	0	0	0	0	2-6	3-1	0	0.97	49
Apr 12	GEORGIA	*	0.0	2	3	3	0	0	1	0	0	0	0	2	0	2-5	3-2	0	1.94	20
Apr 17	at Auburn	*	5.0	1	0	0	2	6	0	0	0	0	0	1	0	2-4	3-2	0	1.58	82
Apr 25	LSU-1	*	0.0	3	3	3	2	0	0	0	1	0	0	0	0	7-10	3-3	0	2.36	22
May 08	SOUTH CAROLIN	*	2.0	2	1	1	1	0	0	0	0	0	0	0	0	3-2	4-3	0	2.44	34
Totals			6	28.2	22	13	10	25	4	0	1	2	0	5	0	52-40	4-3	0	2.44	-

2021 Kentucky Softball  
Individual Game-by-Game for Kentucky (as of May 18, 2021)

#1 Miranda Stoddard - 51 games (All games)

Date	Opponent	Pos	AB	R	H	RBI	2B	3B	HR	BB	SB	CS	HBP	SAC	SF	GDP	K	PO	A	E	Avg
Feb 12	at Samford-1	*3b/d	2	1	1	0	0	0	0	1	0	0	0	0	0	0	0	0	3	0	.500
Feb 12	at Samford-2	*3b	4	1	1	3	0	0	1	0	0	0	0	0	0	0	1	1	1	0	.333
Feb 13	at Samford	*p/3b	3	1	0	0	0	0	0	2	0	0	0	0	0	0	0	1	3	0	.222
Feb 19	at UNC Greensbor	*3b/p	3	2	1	1	0	0	1	1	0	0	0	0	0	0	0	0	0	0	.250
Feb 19	at UNC Greensbor	*3b	1	1	0	1	0	0	0	1	0	0	0	0	0	0	0	0	0	0	.231
Feb 20	vs NC Central	*3b	1	0	0	1	0	0	0	0	0	0	0	0	1	0	0	0	2	0	.214
Feb 20	at CAMPBELL	*p/3b	4	2	3	4	0	0	1	0	0	0	0	0	0	0	0	0	3	0	.333
Feb 21	vs Mt. St. Mary's	*3b	2	0	1	1	0	0	0	1	0	0	0	0	0	0	0	2	0	0	.350
Feb 26	vs NM State	*3b/d	3	0	1	1	0	0	0	0	0	0	0	0	0	0	2	0	1	0	.348
Feb 26	vs Florida Int'l	ph/p	2	1	1	1	0	0	1	0	0	0	0	0	0	0	0	0	2	0	.360
Feb 27	vs Stetson	*3b	3	0	0	0	0	0	0	0	0	0	0	0	0	0	1	0	2	0	.321
Feb 27	vs NM State	*3b	3	2	1	1	0	0	1	0	0	0	0	0	0	0	0	1	5	0	.323
Feb 28	vs Stetson	*dh/p	1	1	1	1	0	0	0	2	0	0	0	0	0	0	0	0	2	0	.344
Mar 04	vs Pitt	*3b	4	0	0	1	0	0	0	0	0	0	0	0	0	0	0	2	1	0	.306
Mar. 4	at Florida Atlantic	*p/3b	3	0	0	0	0	0	0	0	0	0	0	0	0	0	0	0	4	0	.282
Mar. 5	vs Illinois State	*3b	3	0	0	0	0	0	0	0	0	0	0	0	0	0	1	1	1	0	.262
Mar. 7	vs Coastal Carolina	*3b/p	2	1	0	0	0	0	0	1	0	0	0	0	0	0	0	2	0	0	.250
3/7/202	at Florida Atlantic	*3b	2	1	0	0	0	0	0	2	0	0	0	0	0	0	0	0	5	0	.239
Mar 12	at Florida	*3b	3	0	0	0	0	0	0	0	0	0	0	0	0	0	2	2	0	0	.224
Mar 13	at Florida	p	0	0	0	0	0	0	0	0	0	0	0	0	0	0	0	0	1	0	.224
Mar 14	at Florida	*3b/p	2	1	0	0	0	0	0	0	0	0	0	1	0	0	0	1	0	0	.216
Mar 16	EASTERN KENTU	*3b/d	2	0	0	0	0	0	0	0	0	0	0	1	0	0	1	0	2	0	.208
Mar 20	DAYTON	3b/p	0	0	0	0	0	0	0	0	0	0	0	0	0	0	0	0	0	0	.208
Mar 20	DAYTON	*3b	0	0	0	0	0	0	0	0	0	0	0	0	0	0	0	0	1	0	.208
Mar 24	at WKU	*3b	1	0	1	0	0	0	0	1	0	0	0	1	0	0	0	5	3	0	.222
Mar 27	ALABAMA	*3b/p	2	0	1	0	0	0	0	1	0	0	0	0	0	0	0	0	4	0	.232
Mar 28	ALABAMA	*3b	3	1	1	1	1	0	0	0	0	0	0	0	0	0	0	0	4	1	.237
Mar 29	ALABAMA	*3b	3	0	0	0	0	0	0	1	0	0	0	0	0	0	2	1	3	0	.226
Mar 31	MOREHEAD STAT	*3b	1	1	1	2	1	0	0	1	1	0	0	0	0	0	0	1	0	0	.238
Apr 02	at Tennessee	*3b/p	3	0	0	0	0	0	0	0	0	0	0	0	0	0	1	1	1	0	.227
Apr 03	at Tennessee	*3b	2	0	0	0	0	0	0	0	0	0	0	0	0	0	0	1	1	0	.221
Apr 04	at Tennessee	*3b	2	0	0	0	0	0	0	0	0	0	0	0	0	0	1	1	3	0	.214
Apr 11	GEORGIA-1	*3b	0	0	0	0	0	0	0	1	0	0	0	0	0	0	0	1	0	1	.214
Apr 11	GEORGIA-2	*3b	3	1	1	0	0	0	0	1	0	0	0	0	0	0	1	1	4	1	.219
Apr 12	GEORGIA	*3b/p	2	0	0	0	0	0	0	0	0	0	0	1	0	1	0	2	0	0	.213
Apr 14	at Eastern Kentuck	*3b	2	0	0	0	0	0	0	1	0	0	0	0	0	0	0	1	0	0	.208
Apr 16	at Auburn	*3b/p	3	0	0	0	0	0	0	0	0	0	0	0	0	0	1	2	2	1	.200
Apr 17	at Auburn	*3b	1	1	0	0	0	0	0	2	0	0	0	0	0	0	0	1	2	0	.198
Apr 18	at Auburn	*3b	2	0	0	0	0	0	0	0	0	0	0	1	0	0	1	0	1	0	.193
Apr 21	LOUISVILLE	*3b	4	1	1	0	0	0	0	0	0	0	0	0	0	0	2	1	1	1	.195
Apr 23	LSU	*3b	3	0	0	0	0	0	0	0	0	0	0	0	0	0	2	2	3	1	.189
Apr 25	LSU-1	*3b/p	2	0	0	0	0	0	0	0	0	0	0	0	0	0	0	2	2	0	.185
Apr 25	LSU-2	*3b	3	1	1	1	0	0	1	0	0	0	0	0	0	0	0	1	1	0	.189
Apr 30	at Texas A&M	*3b	3	0	1	0	0	0	0	0	0	0	0	0	0	0	0	1	0	0	.194
May 1	at Texas A&M	*3b	4	0	0	0	0	0	0	0	0	0	0	0	0	0	0	2	5	0	.186
May 2	at Texas A&M	*3b	3	1	1	1	0	0	1	0	0	0	0	0	0	0	0	0	2	2	.190
May 07	SOUTH CAROLIN	*3b	3	0	1	1	1	0	0	0	0	0	0	0	0	0	2	1	2	1	.194
May 08	SOUTH CAROLIN	*3b/p	3	0	1	0	0	0	0	0	0	0	0	0	0	0	0	0	1	0	.198
May 08	SOUTH CAROLIN	*3b	3	0	1	1	0	0	0	0	0	0	0	0	0	0	0	5	0	0	.202
May 12	vs Georgia	*3b	2	1	1	1	0	0	1	0	0	0	0	0	0	0	1	3	0	0	.207
May 13	at Alabama	*3b/d	3	0	1	0	1	0	0	0	0	0	0	0	0	0	2	0	3	0	.210
Totals			48gs	119	23	25	24	4	0	8	20	1	0	0	5	1	1	24	44	92	.210

On base pct. .321 • Slugging pct. .445

2021 Kentucky Softball  
Individual Game-by-Game for Kentucky (as of May 18, 2021)

#1 Miranda Stoddard - 18 appearances (All games)

Date	Opponent	GS	IP	H	R	ER	BB	SO	2B	3B	HR	WP	BK	HBP	IBB	Score	W-L	Sv	ERA	NP
Feb 13	at Samford	*	2.0	6	5	2	1	1	3	0	0	0	0	0	0	12-9	0-0	0	7.00	39
Feb 19	at UNC Greensbor		1.0	1	0	0	0	0	0	0	0	0	0	0	0	7-2	0-0	0	4.67	10
Feb 20	at CAMPBELL	*	5.0	3	1	1	0	3	1	0	0	0	0	0	0	11-3	1-0	0	2.62	77
Feb 26	vs Florida Int'l		2.0	4	2	1	1	0	0	0	0	0	0	0	0	6-5	2-0	0	2.80	34
Feb 28	vs Stetson		3.0	0	0	0	0	3	0	0	0	0	0	0	0	15-0	2-0	0	2.15	25
Mar. 4	at Florida Atlantic	*	5.1	6	1	1	1	2	0	0	0	0	0	0	0	3-1	3-0	0	1.91	69
Mar. 7	vs Coastal Carolina		4.0	3	1	1	1	2	0	0	1	0	0	0	0	12-3	4-0	0	1.88	48
Mar 13	at Florida		3.2	3	0	0	0	0	0	0	0	0	0	0	0	1-3	4-0	0	1.62	75
Mar 14	at Florida		1.2	3	2	2	1	0	0	0	1	1	0	0	0	4-2	4-0	0	2.02	35
Mar 16	EASTERN KENTU		3.0	5	2	2	1	1	0	0	1	0	0	0	0	6-5	5-0	0	2.28	44
Mar 20	DAYTON		1.2	1	0	0	0	2	0	0	0	0	0	0	0	3-1	5-0	1	2.16	21
Mar 27	ALABAMA		2.2	6	5	4	1	2	1	0	1	1	0	0	0	6-11	5-0	1	2.80	51
Apr 02	at Tennessee		2.0	5	2	2	1	2	0	0	0	0	0	0	0	1-6	5-0	1	3.03	42
Apr 12	GEORGIA		3.0	4	2	2	0	0	0	0	1	0	0	0	0	2-5	5-0	1	3.15	46
Apr 16	at Auburn		5.2	7	1	0	1	3	0	0	0	0	0	0	0	3-5	5-0	1	2.76	83
Apr 25	LSU-1		2.0	5	3	3	0	1	2	0	0	0	0	0	0	7-10	5-0	1	3.08	46
May 08	SOUTH CAROLIN		3.0	2	0	0	0	0	0	0	0	0	0	1	0	6-3	5-0	1	2.90	43
May 13	at Alabama		1.0	1	0	0	0	0	0	0	0	0	0	0	0	1-5	5-0	1	2.85	14
Totals		3	51.2	65	27	21	9	22	7	0	5	2	0	1	0	106-79	5-0	1	2.85	-

#20 Erica Thulen - 24 games (All games)

Date	Opponent	Pos	AB	R	H	RBI	2B	3B	HR	BB	SB	CS	HBP	SAC	SF	GDP	K	PO	A	E	Avg
Feb 12	at Samford-2	pr	0	1	0	0	0	0	0	0	0	0	0	0	0	0	0	0	0	0	.000
Feb 13	at Samford	pr	0	0	0	0	0	0	0	0	0	0	0	0	0	0	0	0	0	0	.000
Feb 19	at UNC Greensbor	pr	0	1	0	0	0	0	0	0	0	0	0	0	0	0	0	0	0	0	.000
Feb 20	vs NC Central	ph	1	0	0	1	0	0	0	2	1	0	0	0	0	0	0	0	0	0	.000
Feb 20	at CAMPBELL	pr	0	1	0	0	0	0	0	0	0	0	0	0	0	0	0	0	0	0	.000
Feb 21	vs NC Central	pr	0	1	0	0	0	0	0	0	0	0	0	0	0	0	0	0	0	0	.000
Feb 21	vs Mt. St. Mary's	pr	0	0	0	0	0	0	0	0	0	0	0	0	0	0	0	0	0	0	.000
Feb 26	vs NM State	pr	0	1	0	0	0	0	0	0	0	0	0	0	0	0	0	0	0	0	.000
Feb 27	vs Stetson	pr	0	0	0	0	0	0	0	0	0	0	0	0	0	0	0	0	0	0	.000
Feb 28	vs Stetson	pr	0	0	0	0	0	0	0	0	0	0	0	0	0	0	0	0	0	0	.000
3/7/202	at Florida Atlantic	pr	0	1	0	0	0	0	0	0	0	0	0	0	0	0	0	0	0	0	.000
Mar 20	DAYTON	pr	0	1	0	0	0	0	0	0	0	0	0	0	0	0	0	0	0	0	.000
Mar 24	at WKU	pr	0	0	0	0	0	0	0	0	0	0	0	0	0	0	0	0	0	0	.000
Mar 27	ALABAMA	pr	0	1	0	0	0	0	0	0	0	0	0	0	0	0	0	0	0	0	.000
Mar 28	ALABAMA	pr	0	0	0	0	0	0	0	0	0	0	0	0	0	0	0	0	0	0	.000
Mar 31	MOREHEAD STAT	ph	1	0	0	0	0	0	0	0	0	0	0	0	0	0	1	0	0	0	.000
Apr 03	at Tennessee	pr	0	0	0	0	0	0	0	0	0	0	0	0	0	0	0	0	0	0	.000
Apr 11	GEORGIA-1	pr	0	1	0	0	0	0	0	0	0	0	0	0	0	0	0	0	0	0	.000
Apr 12	GEORGIA	pr	0	0	0	0	0	0	0	0	0	0	0	0	0	0	0	0	0	0	.000
Apr 14	at Eastern Kentuck	pr	0	0	0	0	0	0	0	0	1	0	0	0	0	0	0	0	0	0	.000
Apr 18	at Auburn	pr	0	1	0	0	0	0	0	0	0	0	0	0	0	0	0	0	0	0	.000
Apr 21	LOUISVILLE	pr	0	1	0	0	0	0	0	0	0	0	0	0	0	0	0	0	0	0	.000
May 1	at Texas A&M	pr	0	0	0	0	0	0	0	0	1	0	0	0	0	0	0	0	0	0	.000
May 13	at Alabama	pr	0	0	0	0	0	0	0	0	0	0	0	0	0	0	0	0	0	0	.000
Totals		Ogs	2	11	0	1	0	0	0	2	3	0	0	0	0	0	1	0	0	0	.000

On base pct. .500 • Slugging pct. .000



2021 Kentucky Softball  
 Miscellaneous Stats for Kentucky (as of May 18, 2021)  
 (All games)



Multiple Hit Games	2	3	4	5+	Total
Kayla Kowalik	15	11	3	-	29
Erin Coffel	13	3	1	-	17
Lauren Johnson	12	4	-	-	16
Renee Abernathy	6	6	-	-	12
Rylea Smith	7	3	-	-	10
Tatum Spangler	5	4	-	-	9
Mallory Peyton	7	-	1	-	8
Autumn Humes	6	1	-	-	7
Grace Baalman	3	-	-	-	3
Miranda Stoddard	-	1	-	-	1
TEAM	74	33	5	0	112

Multiple RBI Games	2	3	4	5+	Total
Mallory Peyton	9	3	1	1	14
Erin Coffel	7	3	1	2	13
Lauren Johnson	8	2	2	-	12
Kayla Kowalik	7	4	-	-	11
Renee Abernathy	5	4	2	-	11
Grace Baalman	2	1	1	-	4
Tatum Spangler	3	1	-	-	4
Miranda Stoddard	1	1	1	-	3
Autumn Humes	2	-	1	-	3
Rylea Smith	1	-	1	-	2
Meeko Harrison	1	-	-	-	1
TEAM	46	19	10	3	78

Hitting Streaks	Longest	Current
Kayla Kowalik	23	6
Tatum Spangler	11	2
Erin Coffel	10	-
Lauren Johnson	10	-
Renee Abernathy	6	3
Miranda Stoddard	6	6
Rylea Smith	5	-
Grace Baalman	4	-
Mallory Peyton	4	-
Autumn Humes	4	2
Cassie Lindmark	3	-
Victoria Fragoso	3	-
Vanessa Nesby	2	-
Emmy Blane	1	-
Jaci Babbs	1	-
Meeko Harrison	1	-

Reached Base Streaks	Longest	Current
Kayla Kowalik	32	32
Erin Coffel	14	-
Mallory Peyton	12	-
Tatum Spangler	11	2
Lauren Johnson	10	1
Renee Abernathy	10	3
Rylea Smith	10	-
Miranda Stoddard	6	6
Autumn Humes	6	2
Grace Baalman	4	-
Victoria Fragoso	4	-
Cassie Lindmark	3	-
Jaci Babbs	3	-
Vanessa Nesby	2	-
Meeko Harrison	2	-
Erica Thulen	1	-
Emmy Blane	1	-
Emma Boitnott	1	-



2021 Kentucky Softball  
Miscellaneous Stats for Kentucky (as of May 18, 2021)  
(All games)



Starting Lineup By Position  
(Team W-L record when starter)

PITCHER:		
Autumn Humes	26	(18-8)
Grace Baalman	15	(13-2)
Tatum Spangler	6	(3-3)
Miranda Stoddard	3	(3-0)
Sloan Gayan	2	(2-0)
CATCHER:		
Kayla Kowalik	39	(27-12)
Cassie Lindmark	13	(12-1)
FIRST BASE:		
Mallory Peyton	44	(34-10)
Tatum Spangler	8	(5-3)
SECOND BASE:		
Lauren Johnson	27	(23-4)
Emmy Blane	25	(16-9)
THIRD BASE:		
Miranda Stoddard	44	(32-12)
Emmy Blane	8	(7-1)
SHORTSTOP:		
Erin Coffel	52	(39-13)
LEFT FIELD:		
Rylea Smith	21	(16-5)
Lauren Johnson	15	(9-6)
Renee Abernathy	14	(13-1)
Jaci Babbs	2	(1-1)
CENTER FIELD:		
Renee Abernathy	35	(23-12)
Kayla Kowalik	13	(12-1)
Tatum Spangler	4	(4-0)
RIGHT FIELD:		
Tatum Spangler	28	(21-7)
Rylea Smith	10	(8-2)
Lauren Johnson	9	(6-3)
Jaci Babbs	4	(3-1)
Renee Abernathy	1	(1-0)
DESIGNATED HITTER:		
Grace Baalman	15	(10-5)
Autumn Humes	12	(11-1)
Sloan Gayan	10	(8-2)
Rylea Smith	9	(5-4)
Jaci Babbs	2	(1-1)
Meghan Schorman	1	(1-0)
Miranda Stoddard	1	(1-0)
Lauren Johnson	1	(1-0)
Renee Abernathy	1	(1-0)

Starting Lineup By Lineup Spot  
(Team W-L record when starter)

LEADOFF:	
Kayla Kowalik	52 (39-13)
2ND SPOT:	
Erin Coffel	22 (19-3)
Tatum Spangler	16 (11-5)
Lauren Johnson	6 (4-2)
Rylea Smith	6 (3-3)
Mallory Peyton	2 (2-0)
3RD SPOT:	
Lauren Johnson	34 (27-7)
Erin Coffel	10 (5-5)
Renee Abernathy	4 (4-0)
Mallory Peyton	4 (3-1)
CLEANUP:	
Mallory Peyton	21 (18-3)
Erin Coffel	17 (13-4)
Autumn Humes	3 (2-1)
Lauren Johnson	3 (1-2)
Miranda Stoddard	2 (2-0)
Grace Baalman	2 (1-1)
Tatum Spangler	2 (1-1)
Renee Abernathy	2 (1-1)
5TH SPOT:	
Renee Abernathy	29 (22-7)
Mallory Peyton	9 (8-1)
Autumn Humes	4 (2-2)
Tatum Spangler	3 (2-1)
Miranda Stoddard	3 (3-0)
Lauren Johnson	2 (1-1)
Rylea Smith	1 (0-1)
Grace Baalman	1 (1-0)
6TH SPOT:	
Miranda Stoddard	12 (11-1)
Renee Abernathy	11 (7-4)
Grace Baalman	8 (4-4)
Autumn Humes	8 (7-1)
Lauren Johnson	5 (5-0)
Mallory Peyton	4 (2-2)
Erin Coffel	3 (2-1)
Tatum Spangler	1 (1-0)
7TH SPOT:	
Autumn Humes	22 (17-5)
Miranda Stoddard	12 (7-5)
Grace Baalman	10 (8-2)
Cassie Lindmark	3 (3-0)
Renee Abernathy	2 (2-0)
Mallory Peyton	1 (1-0)
Lauren Johnson	1 (0-1)
Emmy Blane	1 (1-0)
8TH SPOT:	
Tatum Spangler	17 (14-3)
Grace Baalman	9 (9-0)
Miranda Stoddard	8 (4-4)
Emmy Blane	7 (5-2)
Renee Abernathy	3 (2-1)
Jaci Babbs	2 (2-0)
Mallory Peyton	2 (0-2)
Cassie Lindmark	2 (2-0)
Rylea Smith	1 (0-1)
Autumn Humes	1 (1-0)
9TH SPOT:	
Rylea Smith	32 (26-6)
Miranda Stoddard	9 (7-2)
Tatum Spangler	5 (2-3)
Jaci Babbs	4 (2-0)







## Kentucky Softball Career Stats Individual Career History



### Renee Abernathy

Year	avg	gp-gs	ab	r	h	2b	3b	hr	rbi	tb	slg%	bb	hbp	so	gdp	ob%	sf	sh	sb-att	po	a	e	fld%
2019	.000	12-2	6	1	0	0	0	0	0	0	.000	2	0	4	0	.250	0	0	0-0	0	0	0	.000
2020	.235	22-6	34	7	8	2	0	1	9	13	.382	6	1	6	0	.366	0	0	0-0	5	0	1	.833
2021	.344	52-51	151	27	52	6	2	10	43	92	.609	14	9	23	0	.419	5	1	6-8	51	1	1	.981
TOTAL	.314	86-59	191	35	60	8	2	11	52	105	.550	22	10	33	0	.404	5	1	6-8	56	1	2	.966

Year	era	w-l	app	gs	cg	sho	sv	ip	h	r	er	bb	so	2b	3b	hr	bf	bavg	wp	hbp	bk	sfa	sha
2020	0.00	0-0	1	1	0	0/0	0	0.0	0	0	0	0	0	0	0	0	0	.000	0	0	0	0	0
TOTAL	0.00	0-0	1	1	0	0/0	0	0.0	0	0	0	0	0	0	0	0	0	.000	0	0	0	0	0

### Grace Baalman

Year	avg	gp-gs	ab	r	h	2b	3b	hr	rbi	tb	slg%	bb	hbp	so	gdp	ob%	sf	sh	sb-att	po	a	e	fld%
2018	.125	18-13	24	0	3	0	0	0	2	3	.125	1	0	7	0	.160	0	1	0-0	4	37	0	1.000
2019	.200	36-22	15	1	3	0	0	0	2	3	.200	2	0	4	0	.294	0	0	0-0	1	30	2	.939
2020	.188	8-4	16	1	3	1	0	1	3	7	.438	2	0	5	0	.263	1	1	0-0	1	2	0	1.000
2021	.271	40-30	85	7	23	0	0	5	18	38	.447	15	0	16	0	.376	1	0	0-0	4	18	1	.957
TOTAL	.229	102-69	140	9	32	1	0	6	25	51	.364	20	0	32	0	.321	2	2	0-0	10	87	3	.970

Year	era	w-l	app	gs	cg	sho	sv	ip	h	r	er	bb	so	2b	3b	hr	bf	bavg	wp	hbp	bk	sfa	sha
2018	2.72	14-9	31	20	10	3/0	1	136.1	136	65	53	48	98	27	3	9	597	.258	11	9	0	3	10
2019	2.72	10-10	34	22	10	4/1	0	141.2	131	77	55	66	102	25	5	22	636	.237	12	12	0	2	4
2020	3.54	3-2	8	2	1	0/1	0	29.2	26	23	15	23	31	5	0	5	144	.241	2	5	0	3	5
2021	3.44	9-3	25	15	3	0/2	2	81.1	77	49	40	45	45	12	0	14	375	.247	4	11	0	3	4
TOTAL	2.93	36-24	98	59	24	7/4	3	389.0	370	214	163	182	276	69	8	50	1752	.247	29	37	0	11	23

### Jaci Babbs

Year	avg	gp-gs	ab	r	h	2b	3b	hr	rbi	tb	slg%	bb	hbp	so	gdp	ob%	sf	sh	sb-att	po	a	e	fld%
2019	.000	53-0	1	28	0	0	0	0	0	0	.000	0	0	0	0	.000	0	0	4-8	0	0	0	.000
2020	.348	19-8	23	15	8	1	0	0	3	9	.391	3	0	6	0	.423	0	0	4-5	6	0	0	1.000
2021	.148	34-8	27	6	4	1	0	0	1	5	.185	6	1	6	0	.324	0	2	1-3	3	1	1	.800
TOTAL	.235	106-16	51	49	12	2	0	0	4	14	.275	9	1	12	0	.361	0	2	9-16	9	1	1	.909

### Emmy Blane

Year	avg	gp-gs	ab	r	h	2b	3b	hr	rbi	tb	slg%	bb	hbp	so	gdp	ob%	sf	sh	sb-att	po	a	e	fld%
2020	.111	23-18	27	2	3	0	0	0	3	3	.111	2	0	9	0	.161	2	0	0-0	24	26	2	.962
2021	.042	45-33	24	2	1	0	0	0	0	1	.042	4	0	7	0	.179	0	1	1-1	64	61	9	.933
TOTAL	.078	68-51	51	4	4	0	0	0	3	4	.078	6	0	16	0	.169	2	1	1-1	88	87	11	.941

### Emma Boitnott

Year	avg	gp-gs	ab	r	h	2b	3b	hr	rbi	tb	slg%	bb	hbp	so	gdp	ob%	sf	sh	sb-att	po	a	e	fld%
2020	.000	3-0	1	0	0	0	0	0	0	0	.000	1	1	0	0	.667	0	0	0-0	0	0	0	.000
2021	.000	4-0	1	2	0	0	0	0	0	0	.000	1	0	0	0	.500	0	0	0-0	0	0	0	.000
TOTAL	.000	7-0	2	2	0	0	0	0	0	0	.000	2	1	0	0	.600	0	0	0-0	0	0	0	.000

### Erin Coffel

Year	avg	gp-gs	ab	r	h	2b	3b	hr	rbi	tb	slg%	bb	hbp	so	gdp	ob%	sf	sh	sb-att	po	a	e	fld%
2021	.354	52-52	161	45	57	8	1	16	53	115	.714	21	13	27	1	.462	2	2	3-5	66	114	13	.933
TOTAL	.354	52-52	161	45	57	8	1	16	53	115	.714	21	13	27	1	.462	2	2	3-5	66	114	13	.933



## Kentucky Softball Career Stats Individual Career History



### Victoria Fragoso

Year	avg	gp-gs	ab	r	h	2b	3b	hr	rbi	tb	slg%	bb	hbp	so	gdp	ob%	sf	sh	sb-att	po	a	e	fld%
2021	.429	10-0	7	0	3	0	0	0	1	3	.429	0	1	2	0	.500	0	0	0-0	2	3	1	.833
TOTAL	.429	10-0	7	0	3	0	0	0	1	3	.429	0	1	2	0	.500	0	0	0-0	2	3	1	.833

### Sloan Gayan

Year	avg	gp-gs	ab	r	h	2b	3b	hr	rbi	tb	slg%	bb	hbp	so	gdp	ob%	sf	sh	sb-att	po	a	e	fld%
2020	.000	2-1	1	0	0	0	0	0	0	0	.000	0	0	0	0	.000	0	0	0-0	0	1	0	1.000
2021	.000	11-10	0	0	0	0	0	0	0	0	.000	0	0	0	0	.000	0	0	0-0	1	0	0	1.000
TOTAL	.000	13-11	1	0	0	0	0	0	0	0	.000	0	0	0	0	.000	0	0	0-0	1	1	0	1.000

Year	era	w-l	app	gs	cg	sho	sv	ip	h	r	er	bb	so	2b	3b	hr	bf	bavg	wp	hbp	bk	sfa	sha
2020	4.06	1-0	4	1	0	0/1	0	10.1	8	6	6	4	10	0	0	3	44	.205	2	1	0	0	0
2021	4.54	1-0	6	2	0	0/1	0	12.1	13	10	8	6	8	2	0	3	57	.260	2	1	0	0	0
TOTAL	4.32	2-0	10	3	0	0/2	0	22.2	21	16	14	10	18	2	0	6	101	.236	4	2	0	0	0

### Meeko Harrison

Year	avg	gp-gs	ab	r	h	2b	3b	hr	rbi	tb	slg%	bb	hbp	so	gdp	ob%	sf	sh	sb-att	po	a	e	fld%
2021	.200	6-0	5	1	1	0	0	1	2	4	.800	1	0	3	0	.333	0	0	0-0	2	0	0	1.000
TOTAL	.200	6-0	5	1	1	0	0	1	2	4	.800	1	0	3	0	.333	0	0	0-0	2	0	0	1.000

### Autumn Humes

Year	avg	gp-gs	ab	r	h	2b	3b	hr	rbi	tb	slg%	bb	hbp	so	gdp	ob%	sf	sh	sb-att	po	a	e	fld%
2018	.217	21-10	23	2	5	2	0	1	1	10	.435	2	0	7	0	.280	0	0	0-0	8	21	1	.967
2019	.190	41-26	42	3	8	1	0	0	3	9	.214	2	0	6	1	.227	0	0	1-1	10	39	2	.961
2020	.300	14-8	30	6	9	2	0	4	15	23	.767	4	0	6	0	.382	0	0	0-0	1	7	0	1.000
2021	.252	44-38	115	10	29	3	1	5	15	49	.426	8	0	24	1	.298	1	1	0-1	4	43	2	.959
TOTAL	.243	120-82	210	21	51	8	1	10	34	91	.433	16	0	43	2	.295	1	1	1-2	23	110	5	.964

Year	era	w-l	app	gs	cg	sho	sv	ip	h	r	er	bb	so	2b	3b	hr	bf	bavg	wp	hbp	bk	sfa	sha
2018	3.26	9-7	25	16	7	3/0	1	103.0	98	55	48	34	72	19	3	11	439	.251	5	6	0	0	9
2019	3.22	15-11	33	23	12	3/0	2	150.0	156	81	69	38	84	29	2	19	647	.264	5	9	0	3	7
2020	3.19	5-0	8	5	3	1/0	0	37.1	39	24	17	11	21	11	1	6	167	.258	2	1	0	1	3
2021	2.28	20-7	34	26	12	3/0	1	156.2	143	67	51	49	139	22	2	19	672	.234	4	7	0	1	5
TOTAL	2.90	49-25	100	70	34	10/0	4	447.0	436	227	185	132	316	81	8	55	1925	.250	16	23	0	5	24

### Lauren Johnson

Year	avg	gp-gs	ab	r	h	2b	3b	hr	rbi	tb	slg%	bb	hbp	so	gdp	ob%	sf	sh	sb-att	po	a	e	fld%
2018	.242	56-38	99	20	24	2	1	1	17	31	.313	22	4	23	0	.394	2	0	6-9	14	3	0	1.000
2019	.345	59-56	148	39	51	14	2	3	21	78	.527	21	1	22	0	.429	0	3	6-8	27	0	2	.931
2020	.323	24-22	65	16	21	3	1	3	17	35	.538	13	3	10	0	.457	0	1	3-5	28	38	7	.904
2021	.347	52-52	167	38	58	11	4	0	41	77	.461	19	1	18	0	.415	1	3	12-15	77	42	7	.944
TOTAL	.322	191-168	479	113	154	30	8	7	96	221	.461	75	9	73	0	.420	3	7	27-37	146	83	16	.935

### Kayla Kowalik

Year	avg	gp-gs	ab	r	h	2b	3b	hr	rbi	tb	slg%	bb	hbp	so	gdp	ob%	sf	sh	sb-att	po	a	e	fld%
2019	.357	60-59	185	49	66	8	5	0	25	84	.454	29	3	22	0	.452	0	2	14-17	102	7	2	.982
2020	.373	24-24	83	31	31	4	8	0	13	51	.614	11	2	10	0	.458	0	2	11-11	103	3	2	.981
2021	.505	52-52	182	73	92	10	6	12	35	150	.824	21	1	16	0	.556	1	2	20-22	230	10	1	.996
TOTAL	.420	136-135	450	153	189	22	19	12	73	285	.633	61	6	48	0	.494	1	6	45-50	435	20	5	.989



## Kentucky Softball Career Stats Individual Career History



### Cassie Lindmark

Year	avg	gp-gs	ab	r	h	2b	3b	hr	rbi	tb	slg%	bb	hbp	so	gdp	ob%	sf	sh	sb-att	po	a	e	fld%
2020	.077	17-8	13	0	1	0	0	0	2	1	.077	4	0	2	0	.294	0	0	0-0	30	1	1	.969
2021	.273	17-13	11	1	3	1	0	0	1	4	.364	1	2	2	0	.429	0	0	1-1	50	2	0	1.000
TOTAL	.167	34-21	24	1	4	1	0	0	3	5	.208	5	2	4	0	.355	0	0	1-1	80	3	1	.988

### Vanessa Nesby

Year	avg	gp-gs	ab	r	h	2b	3b	hr	rbi	tb	slg%	bb	hbp	so	gdp	ob%	sf	sh	sb-att	po	a	e	fld%
2021	.500	30-0	4	12	2	1	1	0	1	5	1.250	0	0	1	0	.500	0	0	2-2	4	0	2	.667
TOTAL	.500	30-0	4	12	2	1	1	0	1	5	1.250	0	0	1	0	.500	0	0	2-2	4	0	2	.667

### Mallory Peyton

Year	avg	gp-gs	ab	r	h	2b	3b	hr	rbi	tb	slg%	bb	hbp	so	gdp	ob%	sf	sh	sb-att	po	a	e	fld%
2018	.260	52-36	96	22	25	6	0	7	27	52	.542	10	2	28	0	.339	1	5	2-4	112	11	1	.992
2019	.243	59-59	152	30	37	7	0	13	40	83	.546	20	13	40	0	.372	3	6	2-2	399	6	10	.976
2020	.379	24-24	66	24	25	4	1	11	35	64	.970	10	10	12	0	.517	1	3	1-3	144	8	3	.981
2021	.302	45-44	126	25	38	13	0	11	45	84	.667	11	9	21	1	.387	4	1	3-3	312	7	3	.991
TOTAL	.284	180-163	440	101	125	30	1	42	147	283	.643	51	34	101	1	.393	9	15	8-12	967	32	17	.983

### Stephanie Schoonover

Year	avg	gp-gs	ab	r	h	2b	3b	hr	rbi	tb	slg%	bb	hbp	so	gdp	ob%	sf	sh	sb-att	po	a	e	fld%
2021	.000	5-0	0	0	0	0	0	0	0	0	.000	0	0	0	0	.000	0	0	0-0	1	3	0	1.000
TOTAL	.000	5-0	0	0	0	0	0	0	0	0	.000	0	0	0	0	.000	0	0	0-0	1	3	0	1.000

Year	era	w-l	app	gs	cg	sho	sv	ip	h	r	er	bb	so	2b	3b	hr	bf	bavg	wp	hbp	bk	sfa	sha
2021	1.00	0-0	4	0	0	0/1	0	7.0	6	1	1	3	4	0	0	0	29	.250	0	2	0	0	0
TOTAL	1.00	0-0	4	0	0	0/1	0	7.0	6	1	1	3	4	0	0	0	29	.250	0	2	0	0	0

### Rylea Smith

Year	avg	gp-gs	ab	r	h	2b	3b	hr	rbi	tb	slg%	bb	hbp	so	gdp	ob%	sf	sh	sb-att	po	a	e	fld%
2020	.420	24-24	88	29	37	6	1	0	30	45	.511	2	0	12	1	.424	2	0	7-8	12	0	4	.750
2021	.322	46-40	118	34	38	5	0	3	16	52	.441	11	0	17	0	.380	0	0	1-2	29	1	1	.968
TOTAL	.364	70-64	206	63	75	11	1	3	46	97	.471	13	0	29	1	.398	2	0	8-10	41	1	5	.894

### Tatum Spangler

Year	avg	gp-gs	ab	r	h	2b	3b	hr	rbi	tb	slg%	bb	hbp	so	gdp	ob%	sf	sh	sb-att	po	a	e	fld%
2019	.188	41-9	16	8	3	1	0	0	3	4	.250	1	0	4	0	.222	1	1	0-0	17	3	3	.870
2020	.286	21-19	49	13	14	5	0	1	4	22	.449	4	1	8	1	.352	0	1	1-1	7	5	0	1.000
2021	.353	51-46	133	33	47	11	2	1	19	65	.489	5	0	19	0	.364	5	5	2-4	75	9	7	.923
TOTAL	.323	113-74	198	54	64	17	2	2	26	91	.460	10	1	31	1	.349	6	7	3-5	99	17	10	.921

Year	era	w-l	app	gs	cg	sho	sv	ip	h	r	er	bb	so	2b	3b	hr	bf	bavg	wp	hbp	bk	sfa	sha
2019	3.73	4-1	10	4	2	1/1	0	20.2	20	11	11	12	17	4	1	0	99	.238	4	3	0	0	0
2020	4.94	0-1	7	3	0	0/1	0	11.1	10	10	8	7	12	1	0	2	55	.227	2	2	0	1	1
2021	2.44	4-3	9	6	1	0/1	0	28.2	22	13	10	10	25	4	0	1	127	.200	2	5	0	1	1
TOTAL	3.35	8-5	26	13	3	1/3	0	60.2	52	34	29	29	54	9	1	3	281	.218	8	10	0	2	2



## Kentucky Softball Career Stats Individual Career History



### Miranda Stoddard

Year	avg	gp-gs	ab	r	h	2b	3b	hr	rbi	tb	slg%	bb	hbp	so	gdp	ob%	sf	sh	sb-att	po	a	e	fld%
2020	.333	18-7	21	7	7	2	0	1	8	12	.571	5	2	4	0	.483	1	0	0-0	13	14	4	.871
2021	.210	50-48	119	23	25	4	0	8	24	53	.445	20	0	24	1	.321	1	5	1-1	44	92	9	.938
TOTAL	.229	68-55	140	30	32	6	0	9	32	65	.464	25	2	28	1	.349	2	5	1-1	57	106	13	.926

Year	era	w-l	app	gs	cg	sho	sv	ip	h	r	er	bb	so	2b	3b	hr	bf	bavg	wp	hbp	bk	sfa	sha
2020	4.12	2-0	7	2	1	0/0	1	17.0	18	11	10	3	11	3	0	6	73	.257	1	0	0	0	0
2021	2.85	5-0	18	3	0	0/1	1	51.2	65	27	21	9	22	7	0	5	227	.308	2	1	0	1	5
TOTAL	3.16	7-0	25	5	1	0/1	2	68.2	83	38	31	12	33	10	0	11	300	.295	3	1	0	1	5

### Erica Thulen

Year	avg	gp-gs	ab	r	h	2b	3b	hr	rbi	tb	slg%	bb	hbp	so	gdp	ob%	sf	sh	sb-att	po	a	e	fld%
2021	.000	24-0	2	11	0	0	0	0	1	0	.000	2	0	1	0	.500	0	0	3-3	0	0	0	.000
TOTAL	.000	24-0	2	11	0	0	0	0	1	0	.000	2	0	1	0	.500	0	0	3-3	0	0	0	.000