



2021 KENTUCKY SOFTBALL | WEEK 16 | SUPER REGIONALS

UK Communications & PR | 338 Lexington Ave, Lexington, KY, 40506 | www.UKathletics.com
Softball Contact: Chris Shoals | Office: (859) 257-8437 | Cell: (513) 312-2489 | cmsh223@uky.edu
Twitter: @UKSoftball, @UKCoachLawson, @UKAthletics

2021 SCHEDULE/RESULTS

Date	Opponent	Time/Result
Feb. 12	at Samford	W, 4-0
Feb. 13	at Samford	W, 15-3 (6)
Feb. 13	at Samford	W, 12-9
Feb. 19	at UNC-Greensboro (DH-1)	W, 7-2
Feb. 19	at UNC-Greensboro (DH-2)	W, 14-4 (5)
Feb. 20	vs. NC Central ^	W, 20-1 (5)
Feb. 20	at Campbell ^	W, 11-3
Feb. 21	vs. NC Central ^	W, 14-0 (5)
Feb. 21	vs. Mount St. Mary's (Md.) ^	W, 10-0 (5)
Feb. 26	vs. New Mexico State %	W, 11-1 (5)
Feb. 26	vs. Florida International %	W, 6-5
Feb. 27	vs. Stetson %	W, 7-0
Feb. 27	vs. New Mexico State %	W, 10-1 (5)
Feb. 28	vs. Stetson %	W, 15-0 (5)
March 4	vs. Pittsburgh \$	W, 8-1
March 4	at Florida Atlantic \$	W, 3-1
March 5	vs. Illinois State \$	W, 5-4
March 7	vs. Coastal Carolina \$	W, 12-3 (5)
March 7	at Florida Atlantic \$	W, 7-3
March 12	at #6/5 Florida*	L, 3-1
March 13	at #6/5 Florida*	L, 3-1
March 14	at #6/5 Florida*	W, 4-2 (9)
March 16	EASTERN KENTUCKY	W, 6-5
March 20	DAYTON (DH-1)	W, 3-1
March 20	DAYTON (DH-2)	W, 3-1
March 24	at Western Kentucky	L, 2-1 (9)
March 27	#4/3 ALABAMA*	L, 11-6
March 28	#4/3 ALABAMA* [ESPN2]	W, 4-2
March 29	#4/3 ALABAMA* [SEC Network]	W, 5-4 (8)
March 31	MOREHEAD STATE [SEC Network]	W, 13-1 (5)
April 2	at #21/18 Tennessee* [ESPN2]	L, 6-1
April 3	at #21/18 Tennessee* [ESPN2]	W, 13-2 (5)
April 4	at #21/18 Tennessee* [ESPN2]	L, 6-2
April 7	at Louisville	PPD (Weather)
April 11	#20/22 GEORGIA* (DH-1)	W, 11-3 (5)
April 11	#20/22 GEORGIA* (DH-2) [SEC Network]	L, 9-8
April 12	#20/22 GEORGIA* [SEC Network]	L, 5-2
April 14	at Eastern Kentucky	W, 12-4 (5)
April 16	at Auburn*	L, 5-3
April 17	at Auburn* [ESPN2]	L, 4-2
April 18	at Auburn*	W, 5-1
April 21	LOUISVILLE [ESPN2]	W, 6-5 (9)
April 23	#17 LSU*	W, 7-5
April 25	#17 LSU* (DH-1) [ESPN2]	L, 10-7
April 25	#17 LSU* (DH-2) [ESPN2]	L, 10-4
April 30	at Texas A&M*	W, 5-1
May 1	at Texas A&M*	W, 2-1 (8)
May 2	at Texas A&M*	W, 5-1
May 7	SOUTH CAROLINA*	W, 4-3
May 8	SOUTH CAROLINA* (DH-1)	W, 6-3
May 8	SOUTH CAROLINA* (DH-2)	W, 3-2 (8)
May 13	(11) #24 Georgia ~ [SEC Network]	W, 3-0
May 14	(3) #3 Alabama ~ [SEC Network]	L, 5-1
May 21	NORTHWESTERN [ESPN2] #	W, 3-2
May 22	NOTRE DAME #	L, 12-3 (5)
May 22	NORTHWESTERN #	W, 7-2
May 23	NOTRE DAME [ACC Network] #	W, 7-0
May 23	NOTRE DAME [ACC Network] #	W, 4-0
May 28	at (3) Alabama + [ESPN2]	1 p.m. ET
May 29	at (3) Alabama + [ESPN]	2 p.m. ET
May 30*	at (3) Alabama + [ESPN]	4 p.m. ET
June 3-9	2021 Women's College World Series	TBA

All times Eastern and subject to change; Home games in bold; * denotes SEC games; ^ denotes NFCA Lead-Off Classic (Clearwater, Fla.); # denotes Littlewood Classic (Tempe, Ariz.); % denotes Samford Tournament 2 (Homewood, Ala.); & denotes Perfect Game Inc. Florida Spring Invitational (North Orlando, Fla.); ~ 2021 SEC Tournament (Tuscaloosa, Ala.); # denotes NCAA Regionals (Lexington, Ky.); + denotes NCAA Super Regionals (Tuscaloosa, Ala.)

UK TRAVELS TO TUSCALOOSA FOR 2021 SUPERS

For the third separate time this season, the Kentucky Softball team will go up against the Alabama Crimson Tide, this time, for a spot in the 2021 Women's College World Series. The three-game Super Regional in Tuscaloosa, Alabama will begin Friday afternoon and run through Sunday with ESPN, ESPN2 and ESPNU carrying all of the action live on its airwaves.

Eric Frede will have play-by-play of the Tuscaloosa Super Regional with former Tennessee All-American Madison Shipman adding color commentary. Alex Farmartino produces.

Game one of the series will be Friday at 1 p.m. ET on ESPN2. Game two will be at 2 p.m. ET on ESPN, with the third game, if needed, following on Sunday at 4 p.m. ET on ESPNU.

All games will be played at Rhoads Stadium in Tuscaloosa, Alabama, with the Crimson Tide serving as the hosts. Tickets for the games go on sale at 10 a.m. ET Monday at RollTide.com.

Alabama will be the designated home team for games one and three. Kentucky will occupy the third-base dugout and be the home team for game two.

(3/3) ALABAMA CRIMSON TIDE

2021 Record: 48-7, 18-6 SEC

Ranking: 3 (USA Today/NFCA) | 3 (ESPN.com/USA Softball) | 2021 RPI: 2

Coach: Patrick Murphy (Northern Iowa)

At Alabama: 1,145-318 (23rd year)

Career: 1,173-338 (24th year)



(19/16) KENTUCKY WILDCATS

2021 Record: 43-14, 13-11 SEC

Ranking: 19 (USA Today/NFCA) | 16 (ESPN.com/USA Softball) | 2021 RPI: 18

Coach: Rachel Lawson (UMass, 1994)

At Kentucky: 495-293, 155-173 SEC (14th year)

Career: 587-378 (16th year)



CAT SCRATCHES

* Rachel Lawson is in her 14th season at the helm of the UK softball program and already ranks as the winningest head coach in school history. 2019 was her 11th-straight 30-win season with UK.

* 2021 marks the 11th-straight year that Rachel Lawson, Kristine Himes and Molly Belcher will make up the full-time coaching staff. It is the longest-tenured coaching staff in the UK Athletic Department, and the longest in SEC Softball.

* Kentucky's 19-0 start was its best start to a season in program history.

* UK signed the No. 9 nationally-ranked recruiting class according to Extra Innings Softball in November of 2020, the highest-ranked class in program history.

* Autumn Humes was the only senior to use her COVID redshirt year for UK. Bailey Vick (accounting career), Alex Martens (Grad school) and Larissa Spellman (grad school) already had jobs lined up for after the season.

* Kayla Kowalik currently leads the NCAA in batting average and hits.



2021 KENTUCKY SOFTBALL | WEEK 16 | SUPER REGIONALS

2021 KENTUCKY ALPHABETICAL ROSTER

No.	Name	Position	Class/EXP	Bats/Throws	Hometown (High School/Last College)
4	Renee Abernathy	Outfield	Jr.	L/L	Springfield, Ill./Sacred Heart Griffin HS
3	Grace Baalman	RHP	Sr.	R/R	Hardin, Ill./Calhoun HS
14	Jaci Babbs	Outfield	Jr.	L/R	Sturgis, Ky./Union Co. HS
25	Emmy Blane	Infield	So.	R/R	Hopkinsville, Ky./Christian Co. HS
24	Emma Boitnott	Outfield	Jr.	R/R	Normal, Ill./Normal West HS
21	Erin Coffel	Infield	Fr.	R/R	Bremen, Ind./Bremen HS
6	Victoria Fragoso	Infield	Fr.	R/R	La Mirada, Calif./Orange Lutheran HS
17	Sloan Gayan	RHP/Infield	So.	R/R	Ottawa, Ill./Ottawa Township HS
77	Meeko Harrison	Infield	Fr.	L/R	Fontana, Calif./Etiwanda HS
7	Autumn Humes	RHP	Sr.-5	R/R	Bald Knob, Ark./Harding Univ. (Ark.)
9	Lauren Johnson	Outfield	Sr.	L/R	Owensboro, Ky./Davies Co. HS
99	Kayla Kowalik	Catcher	Jr.	L/R	New Braunfels, Texas/St. John Paul II HS
34	Cassie Lindmark	Infield	So.	R/R	Lyons, Ill./Marist HS
11	Vanessa Nesby	Outfield	Fr.	L/R	Corona, Calif./Santiago HS
13	Mallory Peyton	Infield	Sr.	R/R	Madisonville, Ky./Madisonville HS
23	Stephanie Schoonover	RHP/OF	Fr.	R/R	Dothan, Ala./Rehobeth HS
19	Rylea Smith	UTL	So.	L/R	St. Louis, Mo./Parkway North HS
5	Tatum Spangler	UTL	Jr.	L/L	Henderson, Nevada/Coronado HS
1	Miranda Stoddard	RHP/UTL	So.	R/R	Anaheim, Calif./Orange Lutheran HS
20	Erica Thulen	UTL	Fr.	R/R	Erie, Ill./Erie-Prophetstown HS

2021 KENTUCKY NUMERICAL ROSTER

No.	Name	Position	Class/EXP	Bats/Throws	Hometown (High School/Last College)
1	Miranda Stoddard	RHP/UTL	So.	R/R	Anaheim, Calif./Orange Lutheran HS
3	Grace Baalman	RHP	Sr.	R/R	Hardin, Ill./Calhoun HS
4	Renee Abernathy	Outfield	Jr.	L/L	Springfield, Ill./Sacred Heart Griffin HS
5	Tatum Spangler	UTL	Jr.	L/L	Henderson, Nevada/Coronado HS
6	Victoria Fragoso	Infield	Fr.	R/R	La Mirada, Calif./Orange Lutheran HS
7	Autumn Humes	RHP	Sr.-5	R/R	Bald Knob, Ark./Harding Univ. (Ark.)
9	Lauren Johnson	Outfield	Sr.	L/R	Owensboro, Ky./Davies Co. HS
11	Vanessa Nesby	Outfield	Fr.	L/R	Corona, Calif./Santiago HS
13	Mallory Peyton	Infield	Sr.	R/R	Madisonville, Ky./Madisonville HS
14	Jaci Babbs	Outfield	Jr.	L/R	Sturgis, Ky./Union Co. HS
17	Sloan Gayan	RHP/Infield	So.	R/R	Ottawa, Ill./Ottawa Township HS
19	Rylea Smith	UTL	So.	L/R	St. Louis, Mo./Parkway North HS
20	Erica Thulen	UTL	Fr.	R/R	Erie, Ill./Erie-Prophetstown HS
21	Erin Coffel	Infield	Fr.	R/R	Bremen, Ind./Bremen HS
23	Stephanie Schoonover	RHP/OF	Fr.	R/R	Dothan, Ala./Rehobeth HS
24	Emma Boitnott	Outfield	Jr.	R/R	Normal, Ill./Normal West HS
25	Emmy Blane	Infield	So.	R/R	Hopkinsville, Ky./Christian Co. HS
34	Cassie Lindmark	Infield	So.	R/R	Lyons, Ill./Marist HS
77	Meeko Harrison	Infield	Fr.	L/R	Fontana, Calif./Etiwanda HS
99	Kayla Kowalik	Catcher	Jr.	L/R	New Braunfels, Texas/St. John Paul II HS

2021 COACHING & SUPPORT STAFF

Head Coach: Rachel Lawson (14th season)
Associate Head Coach: Kristine Himes (14th season)
Assistant Coach: Molly Belcher (11th season)
Director of Operations: Brittany Cervantes (2nd season)
Director of Video Analytics: Tyler Cope (2nd season)
Student Manager: CJ Leighton (4th season)
Athletic Trainer: Bri Papotto (8th season)
Equipment Manager: Myles Poole (5th season)
SID: Chris Shoals (6th season)

PRONUNCIATION GUIDE

RENEE Abernathy ... Ruh-NAY
 Grace **BAALMAN** ... Ball-man
JACI Babbs ... JAY-See
 Sloan **GAYAN** ... GAY-an
 Victoria **FRAGOSO** ... FROG-Oh-so
 Kayla **KOWALIK** ... Kuh-Wall-ICK
RYLEA Smith ... Ry-lee
MEEKO Harrison ... MEE-Ko
 Stephanie **SCHOONOVER** ... SKOON-over



2021 KENTUCKY SOFTBALL | WEEK 16 | SUPER REGIONALS

KENTUCKY IN THE NCAA TOURNAMENT

UK History at the NCAA Tournament

- * First Appearance: 2009
- * Last Appearance: 2021
- * Total Appearances: 12th (2009-21) *No tournament in 2020
- * Overall NCAA Tournament Record: 37-26
- * Record vs. 2021 NCAA Tournament field entering tourney: 16-13

Teams with 10 Straight NCAA Appearances (From 2009-2021):

Alabama	Michigan
Arizona	Missouri
Arizona State	Notre Dame
BYU	Oklahoma
Florida	Tennessee
Florida State	Texas
Georgia	Texas A&M
KENTUCKY	UCLA
Louisiana-Lafayette	Washington
LSU	

All-Time Results in the NCAA Tournament

- 2009 NCAA Columbus Regional | Columbus, Ohio**
 - May 14 lost to BYU, 5-2
 - May 15 def. Canisius, 7-0
 - May 15 def. BYU, 4-2
 - May 16 lost to Ohio St., 7-2
- 2010 NCAA Columbus Regional | Columbus, Ohio**
 - May 21 def. Ohio St., 6-5
 - May 22 lost to Cal, 1-0
 - May 22 lost to Ohio St., 5-3
- 2011 NCAA Ann Arbor Regional | Ann Arbor, Mich.**
 - May 20 def. Notre Dame, 8-0 (5)
 - May 21 def. Michigan, 7-6
 - May 22 def. Michigan, 2-1
- NCAA Lexington Super Regional | Lexington, Ky.**
 - May 28 lost to Cal, 1-0
 - May 29 def. Cal, 8-0 (5)
 - May 29 lost to Cal, 9-0
- 2012 NCAA Louisville Regional | Louisville, Ky.**
 - May 18 lost to Michigan, 3-2
 - May 19 def. Valpo, 5-4
 - May 19 lost to Louisville, 3-2
- 2013 NCAA Lexington Regional | Lexington, Ky.**
 - May 17 def. Marshall 2-1 (8)
 - May 18 def. Virginia Tech 6-2
 - May 19 lost to Virginia Tech 2-0
 - May 19 def. Virginia Tech 1-0
- NCAA Tempe Super Regional | Tempe, Ariz.**
 - May 25 lost to Arizona State 5-4
 - May 26 lost to Arizona State 5-2
- 2014 NCAA Lexington Regional | Lexington, Ky.**
 - May 16 def. Ohio 2-0
 - May 17 def. James Madison 2-1
 - May 18 lost to DePaul 2-1 (10)
 - May 18 def. DePaul 10-1 (5)

NCAA Los Angeles Super Regional | Los Angeles, Calif.

- May 24 lost to UCLA 6-4
- May 25 def. UCLA 7-3
- May 25 def. UCLA 7-1

Women's College World Series | Oklahoma City, Okla.

- May 29 def. Louisiana-Lafayette 4-1
- May 30 lost to Alabama 2-0
- May 31 lost to Baylor 8-7 (8)

2015 NCAA South Bend Regional | South Bend, Ind.

- May 15 def. Northwestern 5-4
- May 16 def. Ball State 5-0
- May 17 def. Notre Dame 4-3

NCAA Gainesville Super Regional | Gainesville, Fla.

- May 23 lost to Florida 7-0
- May 24 lost to Florida 1-0

2016 NCAA Lexington Regional | Lexington, Ky.

- May 21 def. Butler 6-1
- May 21 lost to Utah 3-0
- May 21 def. Illinois 3-2
- May 22 def. Utah 4-0
- May 22 lost to Utah 5-3

2017 NCAA Lexington Regional | Lexington, Ky.

- May 19 def. DePaul 6-0
- May 20 def. Illinois 1-0
- May 21 def. Illinois 4-2

NCAA Eugene Super Regional | Eugene, Oregon

- May 26 lost to Oregon 4-0
- May 27 lost to Oregon 6-5

2018 NCAA Lexington Regional | Lexington, Ky.

- May 19 def. Illinois-Chicago 10-1 (5)
- May 19 def. Notre Dame 10-0 (5)
- May 20 def. Notre Dame 8-0 (6)

NCAA Eugene Super Regional | Eugene, Oregon

- May 24 def. #1 Oregon, 9-6
- May 25 lost to #1 Oregon 6-1
- May 26 lost to #1 Oregon 11-1

2019 NCAA Lexington Regional | Lexington, Ky.

- May 17 def. Toledo 7-2
- May 18 def. Virginia Tech 8-1
- May 19 def. Virginia Tech 11-1

NCAA Seattle Super Regional | Seattle, Washington

- May 23 lost to #3 Washington 3-0
- May 24 lost to #3 Washington 5-0

2021 NCAA Lexington Regional | Lexington, Ky.

- May 21 def. Northwestern 3-2
- May 22 lost to Notre Dame 12-3 (5)
- May 22 def. Northwestern 7-2
- May 23 def. Notre Dame 7-0
- May 23 def. Notre Dame 4-0

Regionals (11) - 2009, 10, 11, 12, 13, 14, 15, 16, 17, 18, 19, 21

Super Regionals (8) - 2011, 13, 14, 15, 17, 18, 19, 21

Women's College World Series - 2014

UK VS. 2021 TOURNAMENT FIELD

Team	2021	Notes	All-Time
(3) Alabama	2-2	Won series, 2-1; Lost in SECT	10-51
(4) Florida	1-2	Won game 3 of series in 8	15-54
(7) LSU	1-2	Renee Abernathy grand slam	16-41
(9) Tennessee	1-2	Erin Coffel hit 2 HR's	16-48
Texas A&M	3-0	Swept series in College Station	10-8
Eastern Kentucky	2-0	Run-ruled EKU on road	27-7
Campbell	1-0	Run-ruled CU in tourney	2-0
UNC Greensboro	2-0	Swept midweek DH in Feb.	2-1
Western Kentucky	0-1	Without Rachel Lawson (False+)	16-8
Georgia	2-2	Won SEC Tournament game	16-58
Auburn	1-2	Was without Mallory Peyton	20-43

11 vs. NCAA Teams 16-13

Total 16-13 overall // 5-8 vs. National Seeds

2021 NCAA SCHEDULE/RESULTS

NCAA Lexington Regional | Lexington, Ky.

Friday, May 21

- Game 1 – (14) Kentucky vs. Northwestern, UK wins, 3-2
- Game 2 – Notre Dame vs. Miami (OH), ND wins, 3-2

Saturday, May 22

- Game 3 – (14) Kentucky vs. Notre Dame, ND wins, 12-3 (5)
- Game 4 – Northwestern vs. Miami (OH), NU wins, 6-1
- Game 5 – (14) Kentucky vs. Northwestern, UK wins, 7-2

Sunday, May 23

- Game 6 – (14) Kentucky vs. Notre Dame, UK wins, 7-0
- Game 7* - (14) Kentucky vs. Notre Dame, UK wins, 4-0



2021 KENTUCKY SOFTBALL | WEEK 16 | SUPER REGIONALS

WEEKLY SCHEDULE FOR UK SOFTBALL TEAM

MONDAY - 24	TUESDAY - 25	WEDNESDAY - 26	THURSDAY - 27	FRIDAY - 28	SATURDAY - 29	SUNDAY - 30
Off Day	Team Practice 1pm-4pm ET	Team Practice 9am-Noon ET Bus to Tuscaloosa, Alabama	ESPN Meeting Pre-Supers Zoom 11am ET Practice: 12:30pm	(14) Kentucky vs. (3) Alabama 1 p.m. ET ESPN2	(14) Kentucky vs. (3) Alabama 2 p.m. ET ESPN	(14) Kentucky vs. (3) Alabama 4 p.m. ET ESPNU

2021 QUICK FACTS

GENERAL INFORMATION

Location:Lexington, Kentucky
 Founded:1865
 Enrollment:30,000
 Nickname: Wildcats
 Colors: Blue and White
 Conference: Southeastern
 President: Dr. Eli Capilouto
 Athletic Director: Mitch Barnhart

COACHING/SUPPORT STAFF

Head Coach: Rachel Lawson
 Alma mater:UMass, 1994
 Years at UK:14th Year
 Record at UK:495-293, 155-173 SEC
 Career record:587-378 (16th Year)
Assistant Coach: Kristine Himes
 Alma mater:..... Ohio State, 2003
 Years at UK:.....14th Year
Assistant Coach: Molly Belcher
 Alma mater: Kentucky, 2010
 Years at UK:.....11th Year
Director of Operations: Brittany Cervantes
 Alma mater:..... Kentucky, 2012
 Years at UK in Role:..... Second Year

TEAM INFORMATION

2020 Record:20-4
 2020 SEC record:2-1
 2020 SEC Finish: No Standing
 2020 NCAA Finish: .No Tournament (COVID-19)
 Final Ranking: 11/11
 Letterwinners: 14 returning, 5 lost
 Starters 7 returning, 2 lost
 Pitchers 6 returning, 1 lost
 Newcomers:6

STADIUM INFORMATION

Stadium: John Cropp Stadium (2013)
 Capacity:2,117
 Dimensions:..... L-200, C-220, R-200

ATHLETIC COMMUNICATIONS AND PR

Contact: Chris Shoals
 Office Phone:859.257.8437
 Mobile Phone:513.312.2489
 Email:..... cmsh223@uky.edu

Who Coaches Where on Offense?

On third base - Kristine Himes (11th year coaching third base; 14th on staff; Offensive Coordinator)

On first base - CJ Leighton (1st year coaching first base; 4th on staff)

In dugout - Rachel Lawson (pitch caller, substitutions); Molly Belcher (Offensive strategy in on-deck circle)

Strong off the Blocks

Kentucky's 19-0 start was the best in program history.

The previous best start was a 12-0 start in 2014. That season, UK advanced to the WCWS for the first time in program history.

Kentucky vs. Alabama

Overall series: Alabama leads, 51-10
 Streak: Alabama has won 1 in a row
 Last meeting: UA won, 5-1, 2021 SECT
 Lawson vs. UA: 10-23
 Last UK win: 5-4 (8), March 29, 2021

About John Cropp Stadium

- * Built: April of 2013
- * CF - 220
- * Lines - 200
- * Full Capacity - 1,599

Hosting Is Tradition

2021 is Kentucky's fifth-straight year earning a national seed, and the seventh time ever.

UK also has hosted regionals in 2013, 2014, 2016, 2017, 2018 and 2019.

The Wildcats have won all seven of its hosted NCAA Regionals.

Finding a New Way

Kentucky had never before advanced out of the loser's bracket in an NCAA Tournament regional before until 2021.

A Sunday to Remember

* Kentucky is the second school to suffer a loss of at least nine runs in the Regional round of the NCAA Tournament and still advance to the Super Regional round (Missouri lost to Hofstra by 10 runs in 2013)

* Kentucky is the second school to suffer a run-rule loss in the Regional round of the NCAA Tournament and still advance to the Super Regional round through the loser's bracket of the Regional round (2009 Arizona State)

* For just the second time in program history, Kentucky pitched a shutout in consecutive games of the NCAA Tournament (May 19 and 20, 2017 vs. DePaul and Illinois).

MEDIA INFORMATION

Credentials

All media credential requests should be submitted at least 24 hours prior to home games through UK Communications & Public Relations contact Chris Shoals. Credentials can be picked up at the Joe Craft Center in the Media Relations office.

Media Services/Interviews

During games, media will be provided with a media guide as well as notes. Final results are available following each game. For fax service, please contact a member of the UK Media Relations Office. Phones are made available on a first-come, first-serve basis in the press box. Interviews with players and coaches are done in an informal manner on the field following each game. For assistance in locating any member of the UK team, find Chris Shoals for help. For assistance with opposing players and coaches, please see the opposing SID.

Practice Interviews

Head coach Rachel Lawson is available for interviews weekday mornings as well as immediately after practice. Her office is located at the Soccer/Softball Offices. Team practices take place from 1-4 p.m., daily during the season. All practices take place at John Cropp Stadium and are subject to change based on class schedules and travel as well as game schedules. Interviews with coaches and/or players are after practice and phone interviews may be arranged. Advance notice is requested for all interviews. Please arrange all interviews through the UK Media Relations Office and softball contact Chris Shoals.



2021 KENTUCKY SOFTBALL | WEEK 16 | SUPER REGIONALS

NATIONAL RANKINGS [WEEK 14]

#	Team	Record	Previous
1	Oklahoma (17)	45-2	1
2	UCLA (2)	41-4	1
3	Alabama (1)	45-7	3
4	Florida	42-9	4
5	Oklahoma State	42-9	7
T-6	Arkansas	40-9	6
T-6	Washington	41-11	5
8	Arizona State	32-14	9
9	Florida State	39-10-1	8
10	Clemson	42-6	10
11	Oregon	37-15	12
12	Arizona	36-13	11
13	Texas	39-11	13
14	Missouri	38-15	15
15	LSU	32-19	14
16	Kentucky	39-13	16
17	Duke	42-10	21
18	Louisiana	44-10	18
19	Tennessee	41-13	17
20	Michigan	36-6	18
21	James Madison	34-1	22
22	Virginia Tech	33-13	20
23	Wichita State	39-11-1	23
24	Liberty	42-13	25
25	Ole Miss	34-20	24

RV: Boston (26), Fresno State (17), UCF (16), Minnesota (14), Mississippi State (14), Notre Dame (8), Stanford (7), South Florida (3), Northwestern (1), Georgia (1)

#	Team	Record	Previous
1	Oklahoma (32)	45-2	1
2	UCLA	41-4	2
3	Alabama	45-7	3
4	Florida	42-9	4
5	Arkansas	40-9	6
6	Washington	41-11	5
7	Oklahoma State	42-9	9
8	Florida State	39-10-1	7
9	Arizona	36-13	8
10	Oregon	37-15	11
11	Texas	39-11	10
12	Arizona State	32-14	12
13	Clemson	42-6	13
14	Missouri	38-15	15
15	Louisiana	44-10	14
16	LSU	32-19	16
17	Duke	42-10	21
18	Tennessee	41-13	19
19	Kentucky	39-13	17
20	Michigan	36-6	18
21	Virginia Tech	33-13	20
22	JMU	34-1	22
23	Wichita State	9-11-1	24
24	Minnesota	9-11	23
25	Liberty	42-13	25

RV: Georgia (14), Notre Dame (12), Miami University (8), Ole Miss (7), Mississippi State (6), Fresno State (5), Boston University (5), USF (3), UCF (2), Stanford (1).

Kentucky in the Polls	USA Softball	NFCA
Preseason	13	13
February 16	12 (+1)	12 (+1)
February 23	12 (+/- 0)	12 (+/- 0)
March 2	10 (+2)	11 (+1)
March 9	10 (+/- 0)	9 (+2)
March 16	10 (+/- 0)	9 (+/- 0)
March 23	7 (+3)	7 (+2)
March 30	7 (+/- 0)	8 (-1)
April 6	11 (-4)	10 (-2)
April 13	12 (-1)	12 (-2)
April 20	14 (-2)	14 (-2)
April 27	17 (-3)	17 (-3)
May 4	17 (+/- 0)	18 (-1)
May 11	17 (+/- 0)	17 (+/- 0)
May 18	16 (+1)	19 (-2)

Kayla Kowalik Into the Record Books

Kayla Kowalik now owns the single-season runs record at Kentucky. The record was held by Brittany Cervantes, who is now UK's Director of Operations.

Hit streak (23 games). The record was previously held by Katie Reed (2016-19) who did it the first 18 games of her career in 2016. Her hit streak was snapped vs. LSU on April 25, 2021.

Kowalik In Top-10 for National POY

Kayla Kowalik made the final 10 for National Player of the Year, USA Softball announced April 24. When the list was cut to three on May 18, she was excluded from the process. She is just the second UK player to make the top-10 list (Abbey Cheek, 2019).

Making a SUPER Deal of History

Schools that have made at least 8 Super Regional appearances in the last 10 NCAA Division I Softball Tournaments: Alabama, Arizona, Florida, Florida State, **Kentucky**, Oklahoma, Oregon, Washington.

#ItJustMeansMore

There have been nine previous matchups of two SEC teams in the Super Regional round of the NCAA Tournament. Of those nine, the lower seeded team won twice (16 seed Georgia over 1 seed Florida in 2016; 9 seed Texas A&M over 8 seed Tennessee in 2017).

Magic Number Four

Kentucky is 55-5 (.917) since the start of the 2020 season when they score at least four runs.

The Season is Autumn

Autumn Humes has 22 wins on the season, becoming the second pitcher in program history to have at least 22 wins in a single season (Kelsey Nunley accomplished the feat twice, in 2013 (27) and 2014 (30)).

Coming In Hot

Excluding the COVID-shortened 2020 season, UK's 8-2 record in the last 10 games of the regular season is the best 10-game record to close a regular season in program history.

The previous best was 7-3 in 2016 and 2017.

Erin Coffel vs. Abbey Cheek

Erin Coffel is off to one of the best starts any UK freshman has ever had. Here are some comparisons to a former UK great, and recent All-American, Abbey Cheek.

	ERIN COFFEL (Thru 52 Games)	ABBEY CHEEK (Entire 2016 season)
Batting Average	.343	.326
Home Runs	16	10
RBI	56	52
Slugging	.714	.576

Kayla Kowalik HITting All The Right Notes

Most Hits, Single Season, School History

- 99 Kayla Kowalik (2021)
- 81 Molly Johnson-Belcher (2009)
- 80 Leslie Kwiatkowski (2000)

First Inning Success

Kentucky has scored first inning in 30 of 57 games this season. UK is outscoring its opponents 71-25 this year in the first frame.

Four on NFCA All-Region Teals

Kayla Kowalik was named the first team catcher, with both Erin Coffel (SS) and Autumn Humes (P) voted to the second team. Outfielder Renee Abernathy was named third team by the coaches in the region who voted on the awards.



2021 KENTUCKY SOFTBALL | WEEK 16 | SUPER REGIONALS

2021 TEAM LEADERS

Hitting

BATTING AVERAGE

Kayla Kowalik (.497)
 Renee Abernathy (.358)
 Tatum Spangler (.354)

AT-BATS

Kayla Kowalik (197)
 Lauren Johnson (183)
 Erin Coffel (172)

RUNS

Kayla Kowalik (77)
 Erin Coffel (47)
 Lauren Johnson (40)

HITS

Kayla Kowalik (98)
 Lauren Johnson (64)
 Erin Coffel, Renee Abernathy (59)

DOUBLES

Mallory Peyton (15)
 Tatum Spangler (12)
 Lauren Johnson (11)

TRIPLES

Kayla Kowalik (6)
 Lauren Johnson (4)
 Renee Abernathy (2)
 Erin Coffel, Tatum Spangler, Vanessa Nesby (1)

HOME RUNS

Erin Coffel (16)
 Kayla Kowalik, Mallory Peyton (12)
 Renee Abernathy (11)

RBI

Erin Coffel (56)
 Mallory Peyton (50)
 Renee Abernathy (46)

SLUGGING PCT.

Kayla Kowalik (.797)
 Erin Coffel (.680)
 Mallory Peyton (.664)

Pitching

ERA

Autumn Humes (2.25)
 Miranda Stoddard (3.17)
 Grace Baalman (3.17)

STRIKEOUTS

Autumn Humes (146)
 Grace Baalman (50)
 Tatum Spangler (25)
 Miranda Stoddard (23)
 Sloan Gayan (5)
 Stephanie Schoonover (4)

SWEEPING AWAY BAD RESULTS

Kentucky was not swept in a single SEC series this season, despite having the most difficult schedule rotation of the three rotations this year. This marks the first time in program history UK has gone an entire SEC season without being swept.

Top-Five Cats

Kentucky finished in a tie for fifth in the SEC this season. It's the fifth time in UK history UK has finished fifth or higher in the SEC (2000, 2012, 2014, 2016, 2019 and 2021). It's the first time UK has done it on this schedule rotation since this format was adopted in 2010.

Taking Care of Business

With April 21's result vs. Louisville, Kentucky finished the regular season with a 25-1 record in non-conference games, the best winning percentage in regular season non-conference games in program history (.962).

The previous best was in 2014, when Kentucky went 28-3 (.903) in their regular season non-conference games.

The Tenured Trio

2021 marks the 11th-straight year that Rachel Lawson, Kristine Himes and Molly Belcher will make up the full-time coaching staff. It is the longest-tenured coaching staff in the UK Athletic Department, and the longest in SEC Softball. The previous longest-tenured staff prior to 2021 was Tennessee.

Humes and Coffel Win Week 12 SEC Awards

Autumn Humes was named the Southeastern Conference's Player of the Week and freshman shortstop Erin Coffel was named the SEC's Freshman of the Week, the league announced Tuesday afternoon.

Humes was UK's leading hitter on the weekend with a .500 average, and three extra-base hits at the plate. The Bald Knob, Arkansas native had a double, her first-career triple and a home run in the series. Humes also scored in the first and third games of the series, with an RBI in both of the first two games of the weekend series. Additionally, in the circle, she won all three games for Kentucky with a 0.89 ERA in 15.2 innings of work and 20 strikeouts on the weekend.

Coffel was one of the main reason's UK won Saturday's game, as her lead-off double in the top of the eighth inning led Kentucky to an extra-innings win on Saturday afternoon to secure the series win over Texas A&M.

The Long Ball Power

Now with 76 home runs on the year, the

2021 MISC. STATS

Multi-Hit Games	2	3	4	5+	Total
Kayla Kowalik	16	12	3	-	31
Lauren Johnson	14	4	-	-	18
Erin Coffel	13	3	1	-	17
Renee Abernathy	7	7	-	-	14
Tatum Spangler	7	4	-	-	11
Mallory Peyton	9	-	1	-	10
Rylea Smith	7	3	-	-	10
Autumn Humes	7	1	-	-	8
Grace Baalman	3	-	-	-	3
Miranda Stoddard	-	1	-	-	1
TEAM	83	35	5	0	123

Multi-RBI Games	2	3	4	5+	Total
Mallory Peyton	9	4	1	1	15
Erin Coffel	7	3	1	2	13
Renee Abernathy	6	4	2	-	12
Lauren Johnson	8	2	2	-	12
Kayla Kowalik	7	4	-	-	11
Tatum Spangler	4	1	-	-	5
Grace Baalman	2	1	1	-	4
Miranda Stoddard	2	1	1	-	4
Autumn Humes	2	-	1	-	3
Rylea Smith	1	-	1	-	2
Meeko Harrison	1	-	-	-	1
TEAM	49	20	10	3	82

Hitting Streaks	Longest	Current
Kayla Kowalik	23*	-
Tatum Spangler	11	2
Lauren Johnson	10	-
Erin Coffel	10	2
Renee Abernathy	7	-
Miranda Stoddard	6	2
Rylea Smith	5	-
Mallory Peyton	4	4
Grace Baalman	4	-
Autumn Humes	4	2
Cassie Lindmark	3	-
Victoria Fragoso	3	-
Vanessa Nesby	2	-
Emmy Blane	1	-
Jaci Babbs	1	-
Meeko Harrison	1	-

Reach Base Streaks	Longest	Current
Kayla Kowalik	37*	37*
Erin Coffel	14	3
Mallory Peyton	12	4
Tatum Spangler	11	4
Renee Abernathy	10	-
Rylea Smith	10	-
Lauren Johnson	10	6
Miranda Stoddard	7	3
Autumn Humes	6	2
Grace Baalman	4	-
Victoria Fragoso	4	-
Cassie Lindmark	3	-
Jaci Babbs	3	-
Vanessa Nesby	2	-
Meeko Harrison	2	-
Erica Thulen	1	-

*= School Record



2021 KENTUCKY SOFTBALL | WEEK 16 | SUPER REGIONALS

2021 team is quickest team in program history to reach 60 home runs as a team. The record this team broke for fewest games played to reach 60 home runs as a team is 46, by the 2011 team. UK did it in 39 games this season.

Cardiac Cats

Kentucky came from behind 4-0 to #3 Alabama on Monday, March 29. UK got a two-run home run by Erin Coffel in the sixth, and back-to-back HR's by the eight and nine hole hitters Renee Abernathy and Rylea Smith to tie the game.

A Rylea Smith walk-off infield single won the game for Kentucky in the bottom of the eighth innings.

Kentucky Takes Alabama Series Dub

Between 1997 and 2012, Kentucky had a 2-38 (.050) record against Alabama. Since 2013, Kentucky has a 9-11 (.450) record against Alabama and has now won three of the last four series with UA, including two in a row when Alabama has been #3 in the nation (2019, 2021).

Lawson's Success vs. The Top

UK's two wins over Alabama marked:

- Kentucky's 17th and 18th wins against a Top 3 opponent under Rachel Lawson.
- Kentucky's 10th and 11th wins against an SEC Top 3 opponent under Rachel Lawson
- Kentucky's 3rd and 4th wins against an Alabama team ranked in the Top 3 under Rachel Lawson

Non-Conference Streak

Dating back to 2020, Kentucky won 28 consecutive non-conference games before dropping a 2-1 game to WKU in nine innings on March 24, 2021.

Lawson's 30th Top-Five Win

On SEC Opening Weekend, Rachel Lawson and UK picked up a win over No. 5 Florida. This was Lawson's 30th-career top-five win as the Kentucky head coach.

WHEN WAS THE LAST TIME

A Kentucky hitter:

Hit 2 extra base hits ... Renee Abernathy (2B, 2B vs. Northwestern) . 5/21/21
 Hit 3 extra base hits. Kayla Kowalik (2B, 3B, HR vs. NC Central) . . 2/23/21
 Hit 2 home runs Renee Abernathy (HR, HR vs. EKU) 4/14/21
 Hit a Grand Slam Miranda Stoddard (vs. Campbell) 2/20/21
 Scored 4 runs Kayla Kowalik (5) (vs. NC Central) 2/20/21
 Had 5+ RBI Erin Coffel (at vs. Georgia) 4/11/21
 Had 4+ RBI Erin Coffel (at vs. Georgia) 4/11/21
 Had 4 walks Abbey Cheek at Alabama - 4) 4/28/19
 Had 2 stolen bases. Kayla Kowalik (vs. Alabama - 2) 3/28/21
 Hit for the cycle Brooke Marnitz (vs. Indiana State) 2/25/06
 Hit an inside-the-park HR. Sylver Samuel (vs. DePaul) 5/18/14

A Kentucky fielder:

Had 15 putouts Griffin Joiner (vs. South Carolina - 15) 4/18/15
 Had 7 assists. Katie Reed (vs. Texas A&M - 8) 4/14/18

A Kentucky pitcher:

Had 10 strikeouts. Meagan Prince (14 - at UT Martin) 4/27/17
 Pitched a one-hitter. Grace Baalman (vs. Auburn) 4/21/19
 Pitched a no-hitter Autumn Humes (vs. North Dakota State) . . . 2/17/18
 Pitched a perfect game Chanda Bell (vs. Austin Peay - Game 1) 4/6/11
 Rachel Riley (vs. Austin Peay - Game 2) 4/6/11

An Opponent hitter:

Hit 2 extra base hits. Bailey Hemphill (ALA - HR, HR) 5/13/21
 Hit 2 home runs Bailey Hemphill (ALA - HR, HR) 5/13/21
 Scored 4 runs Celene Funke (Louisville - 4) 4/17/19
 Had 5 RBI Saige Pye (Marshall - 7) 3/12/20
 Had 3 walks Amanda Lorenz (Florida) 4/16/17
 Had 3 strikeouts. M. Hackbarth (Arizona State - 4) 2/15/20
 Had 2 stolen bases Bella Loonis (Arizona State - 2) 2/15/20

An Opponent pitcher:

Had 10 strikeouts. Montana Fouts (Alabama) 5/13/21
 Pitched a one hitter. Alexis Osorio (Alabama) 3/31/18
 Pitched a no-hitter. Kelly Barnhill (Florida) 3/9/18

Bold = Event happened in 2021

TRACKING KENTUCKY'S EXTRA-BASE HITS IN 2021 AND CAREER

Player	Doubles 2021 (career)	Triples 2021 (career)	Home Runs 2021 (career)	Totals 2021 (career)
Grace Baalman	0 (1)	0 (0)	5 (6)	5 (7)
Autumn Humes	3 (8)	1 (1)	6 (11)	10 (20)
Lauren Johnson	9 (28)	4 (8)	0 (7)	13 (45)
Mallory Peyton	14 (32)	0 (1)	12 (43)	26 (75)
Renee Abernathy	8 (10)	2 (2)	11 (12)	19 (24)
Jaci Babbs	1 (2)	0 (0)	0 (0)	1 (2)
Kayla Kowalik	11 (24)	6 (19)	12 (12)	29 (55)
Tatum Spangler	11 (17)	1 (1)	2 (3)	14 (21)
Miranda Stoddard	3 (5)	0 (0)	7 (8)	10 (12)
Rylea Smith	5 (11)	0 (0)	3 (3)	8 (15)
Emma Boitnott	0 (0)	0 (0)	0 (0)	0 (0)
Cassie Lindmark	1 (1)	0 (0)	0 (0)	1 (1)
Emmy Blane	0 (0)	0 (0)	0 (0)	0 (0)
Erin Coffel	7 (7)	1 (1)	16 (16)	24 (24)
Victoria Fragoso	0 (0)	0 (0)	0 (0)	0 (0)
Meeko Harrison	0 (0)	0 (0)	1 (1)	1 (1)
Vanessa Nesby	1 (1)	1 (1)	0 (0)	2 (2)
Erica Thulen	0 (0)	0 (0)	0 (0)	0 (0)
Stephanie Schoonover	0 (0)	0 (0)	0 (0)	0 (0)
TOTALS	81 (147)	17 (34)	76 (122)	174 (300)



2021 KENTUCKY SOFTBALL | WEEK 16 | SUPER REGIONALS

WINS OVER TOP-25 TEAMS RACHEL LAWSON ERA

The Breakdown
Total wins over top 25: 113
Total wins over top 10: 57
Total wins over top 5: 32

Career wins over top-25 opponents

Date	Opponent	Score
4/23/21	vs. #17 LSU	W, 7-5
4/11/21	vs. #20 Georgia	W, 11-3 (5)
4/3/21	at #18 Tennessee	W, 3-2
3/29/21	vs. #3 Alabama	W, 5-4 (8)
3/28/21	vs. #3 Alabama	W, 4-2
3/15/21	at #5 Florida	W, 4-2 (9)
2/9/20	vs. #7 Minnesota	W, 7-0
5/30/19	vs. #17 Ole Miss	W, 8-0 (5)
4/28/19	at #3 Alabama	W, 3-2 (13)
4/22/19	vs. #14 Auburn	W, 7-0
4/21/19	vs. #14 Auburn	W, 7-3
4/21/19	vs. #14 Auburn	W, 7-0
4/14/19	at #5 LSU	W, 3-2
4/14/19	vs. #17 Ole Miss	W, 11-4
3/30/19	at #13 Arkansas	W, 16-2
3/10/19	at #11 South Carolina	W, 5-1
3/9/19	at #11 South Carolina	W, 11-2
3/8/19	at #11 South Carolina	W, 5-0
2/17/19	vs. No. 23 James Madison (N)	6-1
2/16/19	vs. No. 19 Oregon (N)	12-3 (5)
5/24/18	at No. 9 Oregon	9-6
5/6/18	vs. No. 12 South Carolina	8-4
4/4/18	vs. No. 12 South Carolina	7-5
4/27/18	at No. 6 Tennessee	9-8 (8)
4/21/18	vs. No. 6 Georgia	4-2
4/15/18	at No. 9 Texas A&M	3-2
3/31/18	vs. No. 16 Alabama	11-6
3/18/18	vs. No. 8 LSU	2-0
3/17/18	vs. No. 8 LSU	4-1
3/10/17	vs. No. 23 South Carolina	7-3
4/30/17	vs. No. 4 Texas A&M	7-4
4/29/17	vs. No. 4 Texas A&M	7-2
4/16/17	vs. No. 3 Florida	5-1
4/1/17	at No. 24 Ole Miss	1-0
3/25/17 (2)	vs. No. 22 Arkansas	2-0
3/25/17 (1)	vs. No. 22 Arkansas	7-5
3/24/17	vs. No. 22 Arkansas	2-1
3/19/17	at No. 16 Georgia	2-1
3/12/17	vs. No. 15 Michigan	5-1
2/17/17	at No. 5 UCLA	2-1 (11)
5/22/16	vs. No. 25 Utah	4-0
4/22/16	at No. 4 Alabama	3-2
4/17/16	vs. No. 18 Missouri	3-2
4/15/16	vs. No. 18 Missouri	7-6
4/11/16	at No. 8 LSU	2-0
4/10/16	at No. 8 LSU	3-0
4/9/16	at No. 8 LSU	1-0
2/15/16	at No. 22 Arizona State	5-3
2/15/16	vs. No. 20 Utah (N)	1-0
2/13/16	vs. No. 4 Oregon (N)	8-9
2/12/16	vs. No. 25 Notre Dame (N)	10-7
5/17/15	at No. 16 Notre Dame	4-3
4/6/15	vs. No. 5 Alabama	2-1
3/28/15	vs. No. 1 LSU	5-2
3/27/15	vs. No. 1 LSU	3-1
3/8/15	at No. 20 Texas A&M	3-2
2/19/15	vs. No. 10 Arizona	5-2
2/8/15	at No. 5 Florida State	3-1
5/29/14	vs. No. 6 La.-Lafayette	4-1
5/25/14	at No. 3 UCLA	7-1
5/25/14	at No. 3 UCLA	7-3
5/14/14	vs. No. 25 James Madison	2-1
5/8/14	vs. No. 7 Tennessee	4-3 (9)
4/27/14	vs. No. 8 Tennessee	2-0
4/15/14	vs. No. 18 Texas A&M	5-2
4/6/14	vs. No. 18 Texas A&M	5-3
3/30/14	vs. No. 21 Auburn	4-2 (10)
3/15/14	at No. 16 Missouri	2-1
3/15/14	at No. 16 Missouri	8-7 (8)
2/16/14	vs. No. 15 Texas	3-2
2/15/14	vs. No. 15 Texas	6-5
2/14/14	vs. No. 15 Texas	6-4
2/7/14	vs. No. 2 Oklahoma	5-4 (10)
2/4/13	at No. 7 Alabama	9-5 (6)
2/4/13	at No. 7 Alabama	5-0
4/27/13	vs. No. 11 Missouri	8-2
4/24/13	vs. No. 7 Louisville	2-1
4/12/13	vs. No. 3 Florida	4-2
3/13/13	vs. No. 25 North Carolina	18-0
2/15/13	vs. No. 16 Washington (N)	3-2
2/10/13	vs. No. 20 Stanford (N)	3-1
2/8/13	vs. No. 3 Cal (N)	3-2 (9)
5/6/12	vs. No. 22 LSU	1-0
5/5/12	vs. No. 22 LSU	2-1
5/4/12	vs. No. 22 LSU	4-3 (8)
4/29/12	at No. 2 LSU	5-1
4/27/12	at No. 2 Florida	2-0
4/13/12	vs. No. 10 Georgia	4-0
4/13/12	vs. No. 10 Georgia	4-1
3/30/12	at No. 9 Tennessee	5-3
3/24/12	at No. 18 Auburn	5-2
3/23/12	at No. 18 Auburn	8-4 (8)
3/28/11	vs. No. 5 California	8-0 (8)
2/22/11	at No. 2 Michigan	2-1
5/21/11	at No. 2 Michigan	7-6
5/20/11	vs. No. 21 Notre Dame (N)	8-0 (5)
5/7/11	vs. No. 23 Auburn	10-2 (6)
4/3/11	vs. No. 5 Florida	9-2
4/3/11	vs. No. 5 Florida	7-6
4/1/11	vs. No. 5 Florida	10-2 (6)
3/18/11	at No. 25 LSU	6-1
3/13/11	vs. No. 7 Tennessee	5-4 (10)
3/11/11	vs. No. 7 Tennessee	9-5
5/21/10	vs. No. 22 Ohio State (N)	9-0 (5)
4/17/10	at No. 19 Ohio State	6-5
4/17/10	at No. 3 Florida	5-3
3/27/10	vs. No. 7 Georgia	4-2
3/16/10	vs. No. 5 Alabama	5-4
2/11/10	at No. 5 Arizona State	5-2
5/7/09	vs. No. 7 Georgia (N)	2-0
4/18/09	vs. No. 12 Tennessee	6-5
3/7/09	at No. 19 LSU	6-5 (8)
3/15/08	at No. 6 Tennessee	2-1 (8)

Home: 49 | Away: 41 | Neutral: 19 | SEC: 69

2021 UK HONORS

Kayla Kowalik

- USA Softball Top-10 National Player of Year
- USA Softball Top-25 National Player of Year
- Second Team All-SEC
- NFCA First Team All-Region (C)

Erin Coffel

- D1 Softball Freshman of the Week (2/16)
- SEC Freshman of the Week (2/23)
- SEC Freshman of the Week (5/4)
- Second Team All-SEC
- SEC All-Freshman Team
- NFCA Second Team All-Region (SS)

Autumn Humes

- SEC Player of the Week (5/4)
- NFCA Second Team All-Region (P)

Renee Abernathy

- NFCA Third Team All-Region (OF)

Rylea Smith

- SEC Newcomer of the Week (3/30/21)
- SEC All-Newcomer Team

GAME NOTES (CONT'D)

Rylea Smith Co-SEC Newcomer of the Week (3/30/21)

After helping create one of the most exciting comebacks in John Cropp Stadium history over the weekend, sophomore outfielder Rylea Smith was named the Southeastern Conference's Co-Newcomer of the Week on March 30.

Smith was UK's top hitter in a series win over Alabama, including the game-tying home run in the bottom of the seventh inning. The home run was just the second of her career, and she won the game for Kentucky on a walk-off infield single in the bottom of the eighth inning as UK upset No. 3 Alabama two games to one.

Coffel Quickly Into Double-Digits

Erin Coffel is now the fastest player to reach 10 home runs as a freshman in school history (22 games played).

She also is just the fourth player in program history to hit at least 10 home runs in her freshman season.

Coffel hit her school freshman record-breaking 13th HR of her freshman season on April 3 vs. Tennessee in a 13-2 win as part of a two-homer game for Coffel.

UK'S RECORD WHEN ...

	All	SEC
One-run game	9-2	4-1
Single game	19-11	10-8
First of Day	12-2	2-1
Second of Day	12-2	1-2
Home	16-6	7-5
Away	14-8	6-6
Neutral	12-0	0-0
vs. Kentucky schools	4-1	0-0
vs. Top 10	3-4	3-3
vs. Top 25	6-10	6-9
UK scores first	34-6	12-5
UK scores 0-2 runs	1-8	1-7
UK scores 3-5 runs	16-3	8-2
UK scores 6-9 runs	11-3	2-3
UK scores 10+ runs	15-0	2-0
Opp. scores first	8-7	1-6
Opp. scores 0-2 runs	27-2	8-1
Opp. scores 3-5 runs	13-6	5-5
Opp. scores 6-9 runs	1-2	0-2
Opp. scores 10+ runs	0-4	0-3
UK has 3 or fewer hits	0-4	0-4
UK has 4-6 hits	4-4	2-2
UK has 7-9 hits	17-5	6-4
UK has 10+ hits	22-2	5-2
Opp. has 3 or fewer hits	10-0	2-0
Opp. has 4-6 hits	21-2	5-1
Opp. has 7-9 hits	9-7	6-6
Opp. has 10+ hits	3-5	0-4
UK has no errors	20-4	3-3
UK has 1 error	14-1	8-0
UK has 2+ errors	9-9	2-8
Leading or tied after 4 innings	39-1	11-1
Leading or tied after 5 innings	40-1	12-1
Leading or tied after 6 innings	27-1	10-1
Trailing after 4 innings	3-13	2-10
Trailing after 5 innings	3-13	1-10
Trailing after 6 innings	4-13	1-10
Extra-inning games	5-1	4-0
Walk-off's (7+ innings only)	6-1	3-0
UK hits a double	33-6	8-4
UK hits a triple	14-3	2-2
UK hits a home run	35-10	10-10
UK has 4+ extra base hits	19-2	2-2
UK steals a base	25-4	7-1
UK steals 2+ bases	15-3	3-1
In February	14-0	0-0
In March	12-4	3-3
In April	7-8	5-8
In May	10-2	5-0
On Monday	1-1	1-1
On Tuesday	1-0	0-0
On Wednesday	4-1	0-0
On Thursday	2-1	0-0
On Friday	11-3	3-3
On Saturday	12-4	4-3
On Sunday	12-4	5-4



GAME NOTES (CONTINUED FROM PAGE 7)

She now has the freshman home run record all to herself.

Conquering The Swamp

Kentucky's 4-2 win at No. 5 Florida on March 14 was its first win in Gainesville since 2012.

Coffel Wins Week Two SEC Freshman of the Week

On Feb. 22, Erin Coffel was named the SEC's Freshman of the Week. Coffel continued her torrid start to the season with 10 hits and a trio of home runs as Kentucky went 6-0. Coffel scored at least one run in five-straight games, had three multi-hit games, and tallied seven extra-base hits.

The freshman also had two three-RBI games to help push UK to its best start since 2014 at 9-0 as the Wildcats were crowned champions of the 2021 Campbell Invitational.

Is there A Doc In The House?! Why, YES!!

On the field, UK has proven it can win, but these might be the most important stats you'll read about all year:

- * Members of the team represent 14 majors across 8 of UK's undergraduate colleges.
* Renee Abernathy and Emma Boitnott will be attending medical school post-grad.
* Mallory Peyton will be attending Optometry school in the fall.
* Autumn Humes will be attending nursing school in the fall.
* Tatum Spanger will be attending Veterinary school in the fall.
* Emmy Blane and Miranda Stoddard will be attending Law School.

Kentucky Dental

Rachel Lawson has coached two UK players at Kentucky who have opened up their own dental practices in the Bluegrass. Megan (Aull) Witt and Rachel Riley both run their own practices now. Additionally, Katie Reed (UK shortstop, 2019), is currently attending Dental School at the University of Pittsburgh.

Kentucky Going Long

Kentucky has hit at least one home run in 43 of its 57 games this season.

Cervantes to Represent Mexico in Tokyo 2020

For the first time in the history of the Kentucky Softball team, the Wildcats will be sending a representative to the Olympics as 2012 UK graduate and current Director of Softball Operations, Brittany Cervantes, will be heading to

Tokyo this summer.

Cervantes is not only the first UK softball player ever to compete in the Olympics, but is also the first player coached by UK head coach Rachel Lawson to make a roster for the games.

Representing Mexico, Cervantes will be competing in the first Olympic Games to have softball since the 2008 summer games in Beijing.

Streaking in a Good Way

Dating back to last season, Kentucky had won 21 consecutive games before suffering its first loss of the season at Florida. It was the first time in program history that the Wildcats have won at least 20 consecutive games.

Extra! Extra! We're all about it!

UK has had an extra-base hit in 54 of its 57 games this season including each of the first 17 games of the season.

Zilch For You

For the fifth time in program history, Kentucky pitched at least five shutouts within its first 14 games of a season (2004, 2011, 2014, 2016, 2021).

Best Starts In The Circle

The best starts to a season in the circle for Kentucky in program history through 20 decisions are:

- 17-3 Meagan Prince (2016)
• 16-4 Kelsey Nunley (2016)
• 16-4 Kelsey Nunley (2014)
• 16-4 Kelsey Nunley (2013)
• 15-5 Autumn Humes (2021)

Joining The Elite

Kentucky is the sixth different SEC school to have at least one team start a season 19-0 or better (Alabama, Florida, Kentucky, LSU, Tennessee, Texas A&M).

Kentucky in SEC Annals

Best Starts To A Season By An SEC Team

- 33-0 2019 Alabama
• 28-0 2015 Florida
• 27-0 2001 Alabama
• 26-0 2016 Florida
• 26-0 2012 Alabama
• 25-0 2015 LSU
• 25-0 2007 Alabama
• 24-0 2011 Florida
• 24-0 2006 Tennessee
• 23-0 2007 Tennessee
• 22-0 2014 Florida
• 22-0 2013 Alabama
• 19-0 2021 Kentucky

- 19-0 2021 Alabama
• 19-0 2013 Texas A&M
• 19-0 2008 Florida

Oh, NO You Didn't

Grace Baalman and Miranda Stoddard combined to pitch the first UK no-hitter since Autumn Humes in 2018 during a 15-0 win against Stetson at THE Spring Games. Baalman threw the first two innings of the game with Stoddard throwing the final three innings to close it out.

UK Signs No. 9 Ranked 2021 Recruiting Class

The Kentucky Softball team announced on March 19 that it signed the No. 9 ranked recruiting class in the country, adding seven players to Lexington. The rankings were done by Extra Innings Softball, as the Wildcats were able to haul in five top-100 ranked players.

The 2021 class is the third top-10 recruiting class that Lawson has assembled in her time at Kentucky, and second in a row. They will join the team in the fall 2021 semester and play their first games in the 2022 NCAA season.

Wildcats Picked Fifth in SEC By League Coaches

- 2021 SEC Softball Preseason Coaches' Poll
1. Alabama (9) 138
2. LSU (2) 129
3. Florida (1) 125
4. Tennessee (1) 101
5. Kentucky 97
6. Arkansas 81
7. Georgia 78
8. Missouri 70
9. South Carolina 68
10. Mississippi St. 43
11. Auburn 39
12. Texas A&M 30
13. Ole Miss 15



2021 KENTUCKY SOFTBALL | WEEK 16 | SUPER REGIONALS

2021 FINAL SEC STANDINGS

School	SEC	Pct.	All	Pct.	Home	Away	Neu.	Streak
Florida#	19-5	.792	45-9	.833	30-3	13-6	2-0	W3
Arkansas#	19-5	.792	43-9	.827	24-5	18-2	1-2	W3
Alabama\$	18-6	.750	48-7	.873	37-4	10-3	1-0	W16
Missouri	15-9	.625	41-15	.732	16-6	14-7	11-2	W3
Kentucky	13-11	.542	43-14	.754	16-6	15-8	12-0	W3
LSU	13-11	.542	35-20	.636	22-10	10-9	3-1	W1
Tennessee	12-11	.522	42-15	.737	29-9	7-6	6-0	L2
Ole Miss	12-12	.500	36-22	.621	24-3	6-14	6-5	L1
Mississippi State	8-15	.348	35-25	.583	22-5	9-18	4-2	L1
Texas A&M	8-16	.333	32-23	.582	27-10	4-10	1-3	L1
Georgia	7-17	.292	32-21	.604	24-12	7-8	1-1	W3
Auburn	7-17	.292	27-24	.529	18-12	7-8	2-4	L4
South Carolina	4-20	.167	26-26	.500	18-13	4-11	4-2	L1

- SEC Regular Season Champion; \$ - SEC Tournament Champion

SEC WEEKLY AWARDS

Feb. 15, 2021

Player of the Week: Charla Echols (Florida)
Pitcher of the Week: Montana Fouts (Alabama)
Freshman of the Week: Maddie Penta (Auburn);
Sydney Chambley (Georgia)

Feb. 22, 2021

Player of the Week: Kaylee Tow (Alabama)
Pitcher of the Week: Katie Chronister (Florida)
Freshman of the Week: Erin Coffel (Kentucky)

March 1, 2021

Player of the Week: Aliyah Andrews (LSU)
Pitcher of the Week: Ashley Rogers (Tennessee)
Freshman of the Week: Maddie Penta (Auburn)

March 8, 2021

Player of the Week: Kiki Milloy (Tennessee)
Pitcher of the Week: Elizabeth Hightower (Florida)
Freshman of the Week: Shelby Lowe (Auburn)

March 16, 2021

Player of the Week: Hemphill (AL); Burnside (ARK)
Pitcher of the Week: Anna Borgen (Ole Miss)
Freshman of the Week: Jenna Laird (Mizzou)

March 23, 2021

Player of the Week: Danielle Gibson (Arkansas)
Pitcher of the Week: Elizabeth Hightower (Florida)
Freshman of the Week: Jayda Kearney (Georgia)

March 30, 2021

Player of the Week: Bre Warren (Texas A&M)
Pitcher of the Week: Mary Haff (Arkansas)
Newcomer of the Week: Rylea Smith (Kentucky),
Julia Cottrill (Florida)
Freshman of the Week: Shelby Lowe (Auburn)

April 6, 2021

Player of the Week: Bailey Hemphill (Alabama)
Pitcher of the Week: Ashley Rogers (Tennessee)
Freshman of the Week: Jenna Laird (Missouri)

April 13, 2021

Player of the Week: Aliyah Andrews (LSU)
Pitcher of the Week: Montana Fouts (Alabama)
Freshman of the Week: Blaise Biringier (Ole Miss)

April 20, 2021

Player of the Week: Kiki Milloy (Tennessee)
Pitcher of the Week: Ashley Rogers (Tennessee)
Freshman of the Week: Maddie Penta, Jenna Laird

April 27, 2021

Player of the Week: Kiki Milloy (Tennessee)
Pitcher of the Week: Ashley Rogers (Tennessee)
Freshman of the Week: Maddie Penta (Auburn),
Jenna Laird (Mizzou)

May 4, 2021

Player of the Week: Autumn Humes (Kentucky)
Pitcher of the Week: Mary Haff (Arkansas)
Freshman of the Week: Erin Coffel (Kentucky)

May 11, 2021

Player of the Week: Charla Echols (Florida)
Pitcher of the Week: Montana Fouts (Alabama)
Freshman of the Week: Jenna Laird (Missouri)

Postseason Awards:

Player of the Year: Bailey Hemphill (Alabama)
Pitcher of the Year: Fouts (Alabama), Haff (Arkansas)
Freshman of the Year: Jenna Laird (Missouri)
Coach of the Year: Courtney Diefel (Arkansas)
Scholar-Athlete of the Year: Cailin Hannon (Tennessee)

THE SEC IN THE 2021 NCAA TOURNAMENT

Top-Eight Seeds

- (3) Alabama (Clemson, Troy & Alabama St.)
- (4) Florida (USF, Baylor and South Alabama)
- (6) Arkansas (Stanford, SDSU and Manhattan)
- (7) LSU (Louisiana, McNeese, George Washington)
- (8) Missouri (UIC, UNI, Iowa State)

Regional No. 2 Seeds

- Georgia (Hosting #13 Duke, WKU, UNCG)
- Texas A&M (Oklahoma*, Wichita State, Morgan St.)
- Mississippi St. (Okla. St.*, Campbell, Boston U)
- Ole Miss (Arizona*, UMBC, Villanova)

Regional Hosts

- (9) Tennessee (Eastern KY, JMU, Liberty)
- (14) Kentucky (Notre Dame, Miami, Northwestern)



Katie Reed (2016-2019)



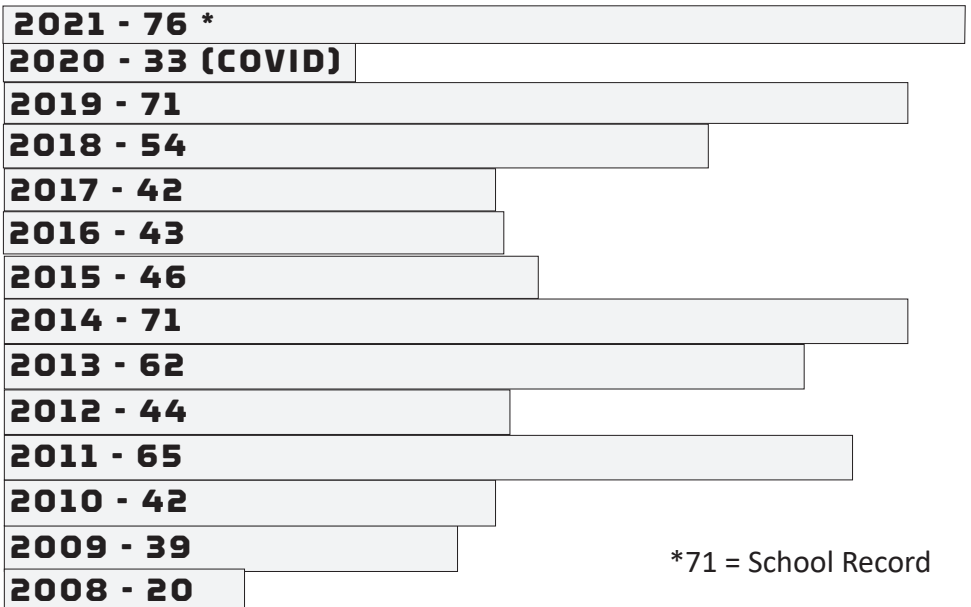
2021 KENTUCKY SOFTBALL | WEEK 16 | SUPER REGIONALS

SOUTHEASTERN CONFERENCE BREAKDOWN KENTUCKY'S HISTORY IN SEC ACTION

Team	Years of UK Series Victories	2021 Breakdown 13-11
Mississippi State (9):	1998, 2002, 2009, 2010, 2011, 2013, 2014, 2016, 2018	at #5 Florida Game 1: L, 3-1 Game 2: L, 3-1 Game 3: W, 4-2 (9)
Auburn (4):	2000, 2001, 2009, 2012	#3 ALABAMA Game 1: L, 11-6 Game 2: W, 4-2 Game 3: W, 5-4 (9)
Florida (3):	2000, 2011, 2012	
Georgia (2):	2000, 2012	
Tennessee (2):	2000, 2011	
Ole Miss (9):	2001, 2007, 2008, 2009, 2010, 2012, 2013, 2014, 2016	
South Carolina (9):	2001, 2006, 2009, 2010, 2011, 2012, 2013, 2016, 2018, 2019	at #18 Tennessee Game 1: L, 6-1 Game 2: W, 13-2 (5) Game 3: L, 6-2
Arkansas (7):	2002, 2003, 2010, 2011, 2014, 2016, 2017	#20 GEORGIA Game 1: W, 11-3 (5) Game 2: L, 9-8 Game 3: L, 5-2
Alabama (3):	2013, 2019, 2021	
LSU (5):	2012, 2015, 2016, 2017, 2018	
Missouri (3):	2014, 2016, 2017	
South Carolina (4):	2016, 2018, 2019, 2021	
Texas A&M (4):	2014, 2017, 2020, 2021	at Auburn Game 1: L, 5-3 Game 2: L, 4-2 Game 3: W, 5-1
Year:	UK's Series Captured that Season	
1997 (0):	-	
1998 (1):	Mississippi State	
1999 (0):	-	
2000 (4):	Auburn, Florida, Georgia, Tennessee	
2001 (3):	Auburn, Ole Miss, South Carolina	
2002 (2):	Arkansas, Mississippi State	
2003 (1):	Arkansas	
2004 (0):	-	
2005 (0):	-	
2006 (1):	South Carolina	
2007 (1):	Ole Miss	
2008 (1):	Ole Miss	
2009 (4):	Auburn, Mississippi State, Ole Miss, South Carolina	
2010 (4):	Arkansas, Mississippi State, Ole Miss, South Carolina	
2011 (5):	Arkansas, Mississippi State, Tennessee, Florida, South Carolina	
2012 (6*):	Auburn, Georgia, Ole Miss, Florida, LSU, South Carolina	
2013 (4):	Ole Miss, Miss. State, South Carolina, Alabama	
2014 (5):	Mississippi State, Missouri, Texas A&M, Ole Miss, Arkansas	
2015 (1):	No. 1 LSU	
2016 (6*):	at South Carolina, Ole Miss, at Arkansas, at No. 8 LSU, No. 18 Missouri, vs. Mississippi State	
2017 (3):	Arkansas, at Missouri, vs. Texas A&M	
2018 (2):	No. 8 LSU, No. 12 South Carolina	
2019 (3):	No. 11 South Carolina, Mississippi State, No. 14 Auburn, at No. 3 Alabama	
2020 (1):	(Only series played (COVID-19) Texas A&M	
2021 (3):	#3 Alabama, at Texas A&M, South Carolina	

*=School Record of SEC series won in single season

KENTUCKY HOME RUN TRACKER UNDER COACH KRISTINE HIMES



*71 = School Record



2021 KENTUCKY SOFTBALL | WEEK 16 | SUPER REGIONALS

STARTING LINEUPS BY BATTING ORDER

Opponent	1	2	3	4	5	6	7	8	9
Samford (1)	Kowalik	Coffel	Abernathy	Peyton	Stoddard	Johnson	Humes	Spangler	Smith
Samford (2)	Kowalik	Coffel	Abernathy	Stoddard	Peyton	Johnson	Humes	Baalman	Babbs
Samford (3)	Kowalik	Coffel	Abernathy	Stoddard	Peyton	Johnson	Humes	Spangler	Smith
UNC Greensboro (1)	Kowalik	Coffel	Abernathy	Peyton	Stoddard	Johnson	Baalman	Lindmark	Smith
UNC Greensboro (2)	Kowalik	Coffel	Johnson	Peyton	Stoddard	Abernathy	Humes	Lindmark	Smith
NC Central	Kowalik	Coffel	Johnson	Peyton	Abernathy	Stoddard	Lindmark	Spangler	Smith
Campbell	Kowalik	Coffel	Johnson	Peyton	Abernathy	Humes	Stoddard	Spangler	Smith
NC Central	Kowalik	Coffel	Johnson	Peyton	Abernathy	Baalman	Lindmark	Blane	Smith
Mt. St. Mary's	Kowalik	Coffel	Johnson	Peyton	Abernathy	Stoddard	Humes	Spangler	Smith
New Mexico State	Kowalik	Coffel	Johnson	Peyton	Abernathy	Stoddard	Baalman	Spangler	Smith
Florida Int'l	Kowalik	Coffel	Johnson	Peyton	Abernathy	Humes	Lindmark	Spangler	Smith
Stetson	Kowalik	Coffel	Johnson	Peyton	Abernathy	Stoddard	Baalman	Spangler	Smith
New Mexico State	Kowalik	Coffel	Johnson	Peyton	Abernathy	Stoddard	Humes	Babbs	Smith
Stetson	Kowalik	Coffel	Johnson	Peyton	Abernathy	Stoddard	Baalman	Blane	Smith
Pittsburgh	Kowalik	Coffel	Johnson	Peyton	Abernathy	Stoddard	Humes	Spangler	Smith
Florida Atlantic	Kowalik	Coffel	Johnson	Peyton	Abernathy	Stoddard	Baalman	Blane	Smith
Illinois State	Kowalik	Coffel	Johnson	Peyton	Abernathy	Stoddard	Humes	Spangler	Smith
Coastal Carolina	Kowalik	Coffel	Johnson	Peyton	Abernathy	Stoddard	Humes	Baalman	Spangler
Florida Atlantic	Kowalik	Coffel	Johnson	Peyton	Abernathy	Stoddard	Humes	Baalman	Spangler
Florida (1)	Kowalik	Coffel	Johnson	Peyton	Abernathy	Stoddard	Humes	Spangler	Smith
Florida (2)	Kowalik	Coffel	Johnson	Peyton	Humes	Abernathy	Baalman	Blane	Spangler
Florida (3)	Kowalik	Peyton	Johnson	Coffel	Humes	Abernathy	Stoddard	Spangler	Smith
Eastern Kentucky	Kowalik	Peyton	Johnson	Coffel	Abernathy	Baalman	Stoddard	Spangler	Smith
Dayton (1)	Kowalik	Johnson	Peyton	Coffel	Abernathy	Humes	Blane	Spangler	Smith
Dayton (2)	Kowalik	Smith	Payton	Coffel	Abernathy	Humes	Baalman	Spangler	Johnson
Western Kentucky	Kowalik	Coffel	Johnson	Peyton	Abernathy	Baalman	Stoddard	Spangler	Smith
Alabama (1)	Kowalik	Johnson	Peyton	Coffel	Humes	Abernathy	Stoddard	Spangler	Smith
Alabama (2)	Kowalik	Johnson	Peyton	Coffel	Humes	Spangler	Stoddard	Abernathy	Smith
Alabama (3)	Kowalik	Johnson	Coffel	Humes	Spangler	Baalman	Stoddard	Abernathy	Smith
Morehead State	Kowalik	Johnson	Coffel	Humes	Spangler	Baalman	Stoddard	Blane	Smith
Tennessee (1)	Kowalik	Johnson	Coffel	Humes	Spangler	Baalman	Stoddard	Abernathy	Smith
Tennessee (2)	Kowalik	Smith	Coffel	Baalman	Johnson	Humes	Abernathy	Stoddard	Spangler
Tennessee (3)	Kowalik	Smith	Coffel	Baalman	Abernathy	Humes	Johnson	Stoddard	Spangler
Georgia (1)	Kowalik	Smith	Coffel	Spangler	Baalman	Johnson	Abernathy	Blane	Babbs
Georgia (2)	Kowalik	Smith	Coffel	Spangler	Johnson	Abernathy	Humes	Stoddard	Blane
Georgia (3)	Kowalik	Smith	Coffel	Johnson	Abernathy	Baalman	Stoddard	Blane	Spangler
Eastern Kentucky	Kowalik	Spangler	Coffel	Johnson	Abernathy	Humes	Stoddard	Babbs	Smith
Auburn (1)	Kowalik	Spangler	Coffel	Johnson	Abernathy	Baalman	Stoddard	Peyton	Smith
Auburn (2)	Kowalik	Spangler	Johnson	Abernathy	Smith	Coffel	Humes	Peyton	Stoddard
Auburn (3)	Kowalik	Spangler	Johnson	Peyton	Abernathy	Coffel	Humes	Stoddard	Smith
Louisville	Kowalik	Spangler	Johnson	Peyton	Abernathy	Coffel	Baalman	Stoddard	Babbs
LSU (1)	Kowalik	Spangler	Johnson	Coffel	Abernathy	Humes	Peyton	Stoddard	Smith
LSU (2)	Kowalik	Spangler	Johnson	Coffel	Abernathy	Peyton	Baalman	Stoddard	Smith
LSU (3)	Kowalik	Spangler	Johnson	Coffel	Abernathy	Peyton	Humes	Stoddard	Babbs
Texas A&M (1)	Kowalik	Spangler	Johnson	Coffel	Abernathy	Peyton	Humes	Baalman	Stoddard
Texas A&M (2)	Kowalik	Spangler	Johnson	Coffel	Abernathy	Peyton	Humes	Baalman	Stoddard
Texas A&M (3)	Kowalik	Spangler	Johnson	Coffel	Peyton	Abernathy	Humes	Baalman	Stoddard
South Carolina (1)	Kowalik	Spangler	Johnson	Coffel	Peyton	Abernathy	Humes	Baalman	Stoddard
South Carolina (2)	Kowalik	Spangler	Johnson	Coffel	Peyton	Abernathy	Humes	Baalman	Stoddard
South Carolina (3)	Kowalik	Spangler	Johnson	Coffel	Peyton	Abernathy	Humes	Baalman	Stoddard
Georgia	Kowalik	Spangler	Johnson	Coffel	Peyton	Abernathy	Humes	Baalman	Stoddard
Alabama	Kowalik	Spangler	Johnson	Coffel	Peyton	Abernathy	Humes	Baalman	Stoddard
Northwestern	Kowalik	Spangler	Johnson	Coffel	Peyton	Abernathy	Humes	Smith	Stoddard
Notre Dame	Kowalik	Spangler	Johnson	Coffel	Peyton	Abernathy	Humes	Smith	Stoddard
Northwestern	Kowalik	Spangler	Johnson	Coffel	Peyton	Abernathy	Humes	Smith	Stoddard
Notre Dame (1)	Kowalik	Spangler	Johnson	Coffel	Peyton	Abernathy	Humes	Smith	Stoddard
Notre Dame (2)	Kowalik	Spangler	Johnson	Coffel	Peyton	Abernathy	Humes	Baalman	Stoddard



2021 KENTUCKY SOFTBALL | WEEK 16 | SUPER REGIONALS

STARTING LINEUPS BY POSITION

Opponent	C	1B	2B	3B	SS	LF	CF	RF	P
Samford (1)	Kowalik	Peyton	Johnson	Stoddard	Coffel	Abernathy	Spangler	Smith	Humes
Samford (2)	Lindmark	Peyton	Johnson	Stoddard	Coffel	Abernathy	Kowalik	Babbs	Baalman
Samford (3)	Kowalik	Peyton	Johnson	Blane	Coffel	Abernathy	Spangler	Smith	Stoddard
UNC Greensboro (1)	Lindmark	Peyton	Johnson	Stoddard	Coffel	Abernathy	Kowalik	Smith	Baalman
UNC Greensboro (2)	Lindmark	Peyton	Johnson	Stoddard	Coffel	Abernathy	Kowalik	Smith	Humes
NC Central	Lindmark	Peyton	Johnson	Stoddard	Coffel	Abernathy	Kowalik	Smith	Spangler
Campbell	Kowalik	Peyton	Johnson	Blane	Coffel	Smith	Abernathy	Spangler	Stoddard
NC Central	Lindmark	Peyton	Johnson	Blane	Coffel	Abernathy	Kowalik	Smith	Gayan
Mt. St. Mary's	Kowalik	Peyton	Johnson	Stoddard	Coffel	Smith	Abernathy	Spangler	Humes
New Mexico State	Kowalik	Peyton	Johnson	Stoddard	Coffel	Smith	Abernathy	Spangler	Baalman
Florida Int'l	Lindmark	Peyton	Johnson	Blane	Coffel	Abernathy	Kowalik	Spangler	Humes
Stetson	Lindmark	Peyton	Johnson	Stoddard	Coffel	Abernathy	Kowalik	Smith	Spangler
New Mexico State	Kowalik	Peyton	Johnson	Stoddard	Coffel	Smith	Abernathy	Babbs	Humes
Stetson	Kowalik	Peyton	Johnson	Blane	Coffel	Smith	Abernathy	Spangler	Baalman
Pittsburgh	Kowalik	Peyton	Johnson	Blane	Coffel	Smith	Abernathy	Spangler	Humes
Florida Atlantic	Lindmark	Peyton	Johnson	Blane	Coffel	Abernathy	Kowalik	Smith	Stoddard
Illinois State	Kowalik	Peyton	Johnson	Stoddard	Coffel	Smith	Abernathy	Spangler	Baalman
Coastal Carolina	Kowalik	Peyton	Johnson	Stoddard	Coffel	Smith	Abernathy	Spangler	Gayan
Florida Atlantic	Lindmark	Peyton	Johnson	Stoddard	Coffel	Abernathy	Kowalik	Spangler	Humes
Florida (1)	Kowalik	Peyton	Johnson	Stoddard	Coffel	Smith	Abernathy	Spangler	Humes
Florida (2)	Lindmark	Peyton	Johnson	Stoddard	Coffel	Abernathy	Kowalik	Spangler	Baalman
Florida (3)	Kowalik	Peyton	Johnson	Stoddard	Coffel	Smith	Abernathy	Spangler	Humes
Eastern Kentucky	Lindmark	Peyton	Johnson	Stoddard	Coffel	Smith	Kowalik	Spangler	Baalman
Dayton (1)	Lindmark	Peyton	Johnson	Blane	Coffel	Smith	Kowalik	Abernathy	Spangler
Dayton (2)	Kowalik	Peyton	Johnson	Stoddard	Coffel	Smith	Abernathy	Spangler	Humes
Western Kentucky	Kowalik	Peyton	Johnson	Stoddard	Coffel	Smith	Abernathy	Spangler	Baalman
Alabama (1)	Kowalik	Peyton	Johnson	Stoddard	Coffel	Smith	Abernathy	Babbs	Spangler
Alabama (2)	Kowalik	Peyton	Blane	Stoddard	Coffel	Smith	Abernathy	Spangler	Humes
Alabama (3)	Kowalik	Spangler	Blane	Stoddard	Coffel	Smith	Abernathy	Johnson	Baalman
Morehead State	Lindmark	Spangler	Blane	Stoddard	Coffel	Smith	Kowalik	Johnson	Baalman
Tennessee (1)	Kowalik	Spangler	Blane	Stoddard	Coffel	Smith	Abernathy	Johnson	Humes
Tennessee (2)	Kowalik	Spangler	Blane	Stoddard	Coffel	Smith	Abernathy	Johnson	Baalman
Tennessee (3)	Kowalik	Spangler	Blane	Stoddard	Coffel	Smith	Abernathy	Johnson	Humes
Georgia (1)	Kowalik	Spangler	Blane	Stoddard	Coffel	Babbs	Abernathy	Johnson	Baalman
Georgia (2)	Kowalik	Spangler	Blane	Stoddard	Coffel	Babbs	Abernathy	Johnson	Humes
Georgia (3)	Kowalik	Peyton	Blane	Stoddard	Coffel	Babbs	Abernathy	Johnson	Spangler
Eastern Kentucky	Kowalik	Spangler	Blane	Stoddard	Coffel	Johnson	Abernathy	Babbs	Humes
Auburn (1)	Kowalik	Peyton	Blane	Stoddard	Coffel	Johnson	Abernathy	Spangler	Baalman
Auburn (2)	Kowalik	Peyton	Blane	Stoddard	Coffel	Johnson	Abernathy	Spangler	Humes
Auburn (3)	Kowalik	Peyton	Blane	Stoddard	Coffel	Johnson	Abernathy	Spangler	Humes
Louisville	Kowalik	Peyton	Blane	Stoddard	Coffel	Johnson	Abernathy	Johnson	Baalman
LSU (1)	Kowalik	Peyton	Blane	Stoddard	Coffel	Johnson	Abernathy	Spangler	Humes
LSU (2)	Kowalik	Peyton	Blane	Stoddard	Coffel	Johnson	Abernathy	Smith	Spangler
LSU (3)	Kowalik	Peyton	Blane	Stoddard	Coffel	Johnson	Abernathy	Babbs	Humes
Texas A&M (1)	Kowalik	Peyton	Blane	Stoddard	Coffel	Johnson	Abernathy	Spangler	Humes
Texas A&M (2)	Kowalik	Peyton	Blane	Stoddard	Coffel	Johnson	Abernathy	Spangler	Baalman
Texas A&M (3)	Kowalik	Peyton	Blane	Stoddard	Coffel	Johnson	Abernathy	Spangler	Humes
South Carolina (1)	Kowalik	Peyton	Blane	Stoddard	Coffel	Johnson	Abernathy	Spangler	Humes
South Carolina (2)	Kowalik	Peyton	Blane	Stoddard	Coffel	Johnson	Abernathy	Spangler	Baalman
South Carolina (3)	Kowalik	Peyton	Blane	Stoddard	Coffel	Johnson	Abernathy	Spangler	Humes
Georgia	Kowalik	Peyton	Blane	Stoddard	Coffel	Johnson	Abernathy	Spangler	Humes
Alabama	Kowalik	Peyton	Blane	Stoddard	Coffel	Johnson	Abernathy	Spangler	Humes
Northwestern	Kowalik	Peyton	Blane	Stoddard	Coffel	Johnson	Abernathy	Spangler	Humes
Notre Dame	Kowalik	Peyton	Blane	Stoddard	Coffel	Johnson	Abernathy	Spangler	Humes
Northwestern	Kowalik	Peyton	Blane	Stoddard	Coffel	Johnson	Abernathy	Spangler	Baalman
Notre Dame (1)	Kowalik	Peyton	Blane	Stoddard	Coffel	Johnson	Abernathy	Spangler	Humes
Notre Dame (2)	Kowalik	Peyton	Blane	Stoddard	Coffel	Johnson	Abernathy	Spangler	Baalman

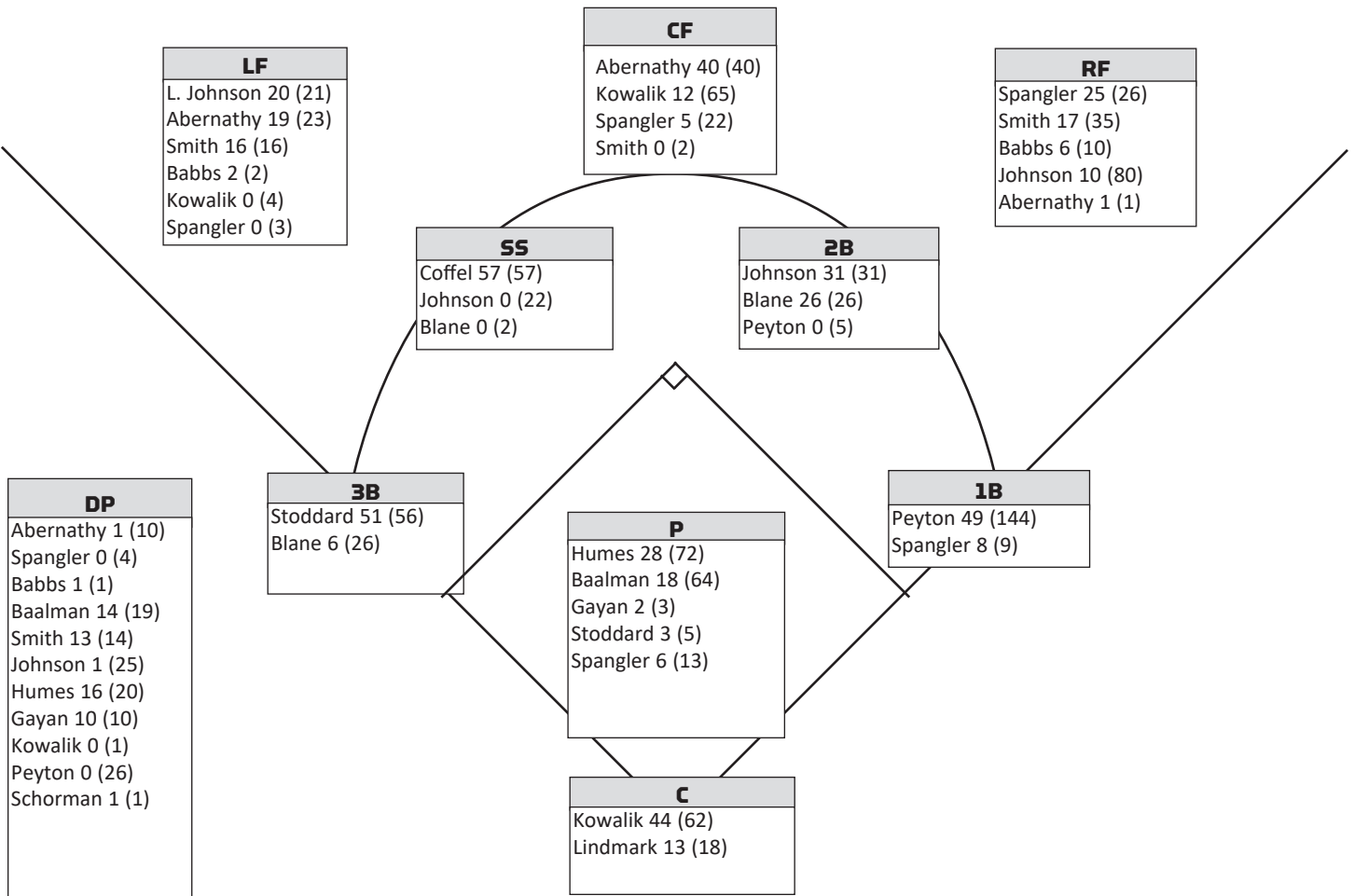


2021 KENTUCKY SOFTBALL | WEEK 16 | SUPER REGIONALS

2021 STARTS BY BATTING ORDER

Player	1	2	3	4	5	6	7	8	9
Renee Abernathy	.	.	4	1	30	16	2	3	.
Grace Baalman	.	.	.	3	1	9	8	8	.
Jaci Babbs	1	4
Emmy Blane	1	8	1
Emma Boitnott
Erin Coffel	.	22	10	22	.	3	.	.	.
Victoria Fragoso
Sloan Gayan
Meeko Harrison
Autumn Humes	.	.	.	3	4	8	30	.	.
Lauren Johnson	.	6	38	3	2	2	1	.	1
Kayla Kowalik	57
Cassie Lindmark	6	.
Vanessa Nesby
Mallory Peyton	.	2	5	22	13	4	.	2	.
Stephanie Schoonover
Meghan Schorman
Rylea Smith	.	6	.	.	1	.	.	6	32
Tatum Spangler	.	21	.	1	3	1	1	14	5
Miranda Stoddard	.	.	.	2	2	13	14	8	14
Erica Thulen

STARTS BY POSITION IN 2021 (CAREER)





2021 KENTUCKY SOFTBALL | WEEK 16 | SUPER REGIONALS

2021 TEAM GAME-BY-GAME HITTING

Opponent	AB	R	H	RBI	2B	3B	HR	TB	BB	SB	CS	HBP	SAC	SFG	DP	K	PO	E	LOB	Avg
Samford (1)	27	4	8	3	3	1	1	16	2	0	2	1	0	0	0	4	21	0	5	.296
Samford (2)	32	15	18	15	2	0	4	32	6	1	0	0	0	0	1	1	15	3	3	.441
Samford (3)	35	12	14	12	3	1	2	25	6	1	1	3	0	0	0	2	21	5	11	.426
UNC-Greensboro (1)	28	7	9	8	1	1	3	1	3	0	1	0	1	0	0	7	21	2	4	.402
UNC-Greensboro (2)	28	14	15	14	2	0	4	29	5	0	1	2	0	0	0	1	15	0	6	.427
NC Central	28	20	15	19	6	1	3	32	10	4	0	4	0	0	0	2	15	0	9	.444
Campbell	35	11	11	11	0	0	2	17	3	0	1	0	2	0	0	3	21	2	9	.423
NC Central	25	14	12	12	2	2	2	24	2	0	0	1	1	0	0	2	15	0	3	.429
Mt. St. Mary's (Md.)	28	10	15	8	4	1	2	27	2	0	0	0	0	0	0	1	15	0	5	.440
New Mexico State	27	11	10	10	1	0	2	17	2	4	0	0	0	0	0	0	15	0	3	.433
Florida International	28	6	10	6	2	1	2	20	4	0	0	0	0	0	0	1	21	2	6	.427
Stetson	26	7	8	5	2	0	0	10	7	3	0	0	1	2	0	1	21	0	8	.418
New Mexico State	22	10	9	10	1	0	2	16	4	2	1	1	0	1	0	2	15	1	4	.417
Stetson	25	15	14	15	3	1	1	22	4	3	0	1	0	0	0	2	15	1	5	.426
Pittsburgh	34	8	13	8	1	1	2	22	3	0	0	1	0	0	0	8	21	0	10	.423
Florida Atlantic	26	3	5	1	1	0	0	6	3	0	3	0	0	0	0	2	21	1	5	.410
Illinois State	31	5	11	3	1	0	1	15	0	2	0	0	0	0	0	9	21	0	7	.406
Coastal Carolina	22	12	7	10	0	1	2	15	4	0	0	1	0	0	0	4	15	0	3	.402
Florida Atlantic	29	7	9	6	0	0	0	9	7	0	0	2	0	0	0	3	21	0	10	.397
Florida (1)	23	1	3	1	2	0	0	5	1	0	0	0	1	0	0	7	18	0	4	.368
Florida (2)	24	1	3	1	0	0	1	6	1	0	0	0	1	0	0	4	18	3	4	.376
Florida (3)	32	4	8	3	1	0	1	12	5	0	1	2	0	2	0	7	27	0	8	.369
Eastern Kentucky	26	6	8	6	1	0	1	12	2	0	2	0	0	1	1	3	21	0	6	.367
Dayton (1)	23	3	6	3	1	0	1	10	0	0	0	0	0	1	0	6	21	3	3	.363
Dayton (2)	29	3	11	3	1	0	0	12	3	0	0	0	0	0	0	6	21	0	11	.364
Western Kentucky	29	1	7	1	0	1	0	6	6	2	0	1	1	1	1	3	27	1	12	.359
Alabama (1)	31	6	8	3	1	1	0	11	1	0	0	0	0	1	0	9	21	2	6	.355
Alabama (2)	28	4	10	4	2	0	0	12	1	0	4	0	1	0	0	5	21	2	9	.355
Alabama (3)	32	5	10	5	0	0	3	19	4	3	0	0	0	0	0	4	24	1	9	.353
Morehead State	22	13	10	11	1	1	3	22	8	0	3	0	1	0	0	2	15	1	6	.356
Tennessee (1)	24	1	3	1	0	0	1	6	1	0	0	0	2	0	0	10	18	0	5	.349
Tennessee (2)	29	13	13	13	1	0	4	26	2	0	0	0	0	0	0	2	15	1	3	.352
Tennessee (3)	24	2	3	2	0	1	1	8	3	0	0	0	0	0	0	0	13	3	4	.346
Georgia (1)	22	11	10	9	0	0	2	16	5	0	0	2	0	0	0	4	15	1	2	.349
Georgia (2)	33	8	12	8	3	0	1	18	6	1	2	0	1	0	0	5	21	2	11	.350
Georgia (3)	30	2	10	2	0	0	1	13	4	0	0	0	0	1	0	3	21	0	12	.349
Eastern Kentucky	30	12	14	11	3	0	4	29	3	0	2	0	1	0	0	1	15	0	7	.352
Auburn (1)	30	3	9	3	1	0	1	13	1	1	2	1	0	1	0	10	18	3	8	.351
Auburn (2)	24	2	4	2	0	0	1	7	2	0	0	0	1	0	0	4	18	5	4	.347
Auburn (3)	27	5	7	2	2	0	0	9	1	0	0	0	0	1	1	7	21	1	4	.345
Louisville	33	6	9	6	3	0	1	15	1	0	2	0	1	1	3	8	27	2	7	.343
LSU (1)	25	7	6	5	0	0	2	12	2	0	1	0	1	1	0	5	21	1	4	.340
LSU (2)	26	7	7	6	2	0	2	15	1	0	0	0	1	1	2	2	21	0	3	.339
LSU (3)	26	4	6	4	1	0	1	10	1	0	0	0	2	0	0	2	21	3	4	.337
Texas A&M (1)	28	5	8	4	0	0	1	11	5	0	2	0	1	0	0	4	21	0	8	.335
Texas A&M (2)	30	2	6	2	2	1	0	10	3	1	1	2	2	1	0	3	24	1	10	.332
Texas A&M (3)	30	5	11	3	0	1	1	16	2	0	2	1	0	0	1	5	21	3	7	.333
South Carolina (1)	24	4	8	4	4	0	0	12	3	0	1	0	0	1	0	3	21	1	6	.333
South Carolina (2)	25	6	8	6	1	0	1	12	3	0	0	0	1	1	1	2	21	0	7	.333
South Carolina (3)	31	3	8	3	1	0	1	12	1	0	0	0	0	0	0	3	24	1	7	.331
Georgia	25	3	9	3	3	0	1	15	0	0	0	1	0	0	1	2	21	0	5	.332
Alabama	27	1	5	0	2	0	0	7	1	0	1	1	1	0	0	15	18	0	7	.329
Northwestern	19	3	4	2	0	0	0	4	2	0	2	0	0	0	0	4	21	1	5	.327
Notre Dame	22	3	6	2	1	0	0	7	1	0	3	0	0	1	0	1	15	3	6	.327
Northwestern	29	7	10	7	3	0	1	16	6	0	1	0	2	1	2	6	21	2	12	.327
Notre Dame	31	7	12	7	2	0	2	20	3	0	0	0	1	0	0	4	21	0	7	.328
Notre Dame	23	4	7	4	1	0	1	11	2	0	0	0	1	3	1	1	21	0	8	.328



2021 KENTUCKY SOFTBALL | WEEK 16 | SUPER REGIONALS

2021 HOME RUN TRACKER

#	Player	Game#	Date	Opp.	Pitcher	On-base	Inning	Outs	Count	Score	Final
1.	Erin Coffel (1)	1	Feb 12	at Samford	Barnett	0...	5	1	2-1	3-0	W, 4-0
2.	Miranda Stoddard (1)	2	Feb 12	at Samford	Gillespie	..2.	1	1	2-2	0-0	W, 15-3
3.	Mallory Peyton (1)	2	Feb 12	at Samford	DeCelles	0...	1	1	0-0	3-0	W, 15-3
4.	Grace Baalman (1)	2	Feb 12	at Samford	DeCelles	..1.	1	2	1-0	4-0	W, 15-3
5.	Kayla Kowalik (1)	2	Feb 12	at Samford	M. Robertson	..1.	1	2	0-2	6-0	W, 15-3
6.	Autumn Humes (1)	3	Feb 13	at Samford	DeCelles	..1.	4	0	2-1	7-8	W, 12-9
7.	Mallory Peyton (2)	3	Feb 13	at Samford	DeCelles	* 0...	5	0	1-2	11-8	W, 12-9
8.	Mallory Peyton (3)	4	Feb 19	at UNC Greensboro	M. Scott	..1.	5	2	2-0	3-0	W, 7-2
9.	Miranda Stoddard (2)	4	Feb 19	at UNC Greensboro	M. Scott	0...	5	2	0-1	5-0	W, 7-2
10.	Rylea Smith (1)	4	Feb 19	at UNC Greensboro	A. Rodriguez	0...	6	1	1-0	6-0	W, 7-2
11.	Renee Abernathy (1)	5	Feb 19	at UNC Greensboro	H. Stiltner	* 0...	2	0	1-1	0-0	W, 14-4
12.	Autumn Humes (2)	5	Feb 19	at UNC Greensboro	A. Varga	...3	2	2	2-2	5-0	W, 14-4
13.	Erin Coffel (2)	5	Feb 19	at UNC Greensboro	A. Varga	..1.	3	1	0-0	9-3	W, 14-4
14.	Renee Abernathy (2)	5	Feb 19	at UNC Greensboro	A. Varga	* 0...	4	0	0-0	11-3	W, 14-4
15.	Kayla Kowalik (2)	6	Feb 20	vs NC Central	BARR,J.	..1.	5	0	1-2	8-1	W, 20-1
16.	Erin Coffel (3)	6	Feb 20	vs NC Central	BARR,J.	0...	5	0	0-0	10-1	W, 20-1
17.	Renee Abernathy (3)	6	Feb 20	vs NC Central	BARR,J.	..1.	5	0	1-0	12-1	W, 20-1
18.	Miranda Stoddard (3)	7	Feb 20	at CAMPBELL	HOWALD, K	...3	7	1	2-2	4-1	W, 11-3
19.	Grace Baalman (2)	7	Feb 20	at CAMPBELL	HOWALD, K	0...	7	1	2-1	8-1	W, 11-3
20.	Grace Baalman (3)	8	Feb 21	vs NC Central	HURLEY,K.	...3	4	1	0-0	8-0	W, 14-0
21.	Kayla Kowalik (3)	8	Feb 21	vs NC Central	HURLEY,K.	..2.	4	2	0-0	11-0	W, 14-0
22.	Kayla Kowalik (4)	9	Feb 21	vs Mt. St. Mary's	NEUHART	..2.	2	2	0-1	0-0	W, 10-0
23.	Erin Coffel (4)	9	Feb 21	vs Mt. St. Mary's	BOWMAN	..1.	4	0	0-1	5-0	W, 10-0
24.	Erin Coffel (5)	10	Feb 26	vs. NM State	De La Torre	..2.	2	2	0-0	2-0	W, 11-1
25.	Erin Coffel (6)	10	Feb 26	vs. NM State	Rivas, C.	..2.	4	2	1-0	5-0	W, 11-1
26.	Erin Coffel (7)	11	Feb 26	vs. Florida Int'l	LINNEMAN, B	..1.	3	1	0-1	0-0	W, 6-5
27.	Miranda Stoddard (4)	11	Feb 26	vs. Florida Int'l	LINNEMAN, B	* 0...	5	0	0-0	2-3	W, 6-5
28.	Miranda Stoddard (5)	13	Feb 27	vs. NM State	Faapito, M.	* 0...	2	0	1-2	1-0	W, 10-1
29.	Kayla Kowalik (5)	13	Feb 27	vs. NM State	Patane, L.	..1.	5	2	2-2	8-1	W, 10-1
30.	Erin Coffel (8)	14	Feb 28	vs. Stetson	HOBBS	..1.	4	0	1-0	13-0	W, 15-0
31.	Erin Coffel (9)	15	Mar 04	vs Pitt	B. Miller	..1.	1	0	1-1	0-0	W, 8-1
32.	Autumn Humes (3)	15	Mar 04	vs Pitt	D. Drogemull	* 0...	7	0	1-2	7-1	W, 8-1
33.	Autumn Humes (4)	17	Mar. 5	vs Illinois State	Day, M.	..1.	6	2	1-1	2-3	W, 5-4
34.	Mallory Peyton (4)	18	Mar. 7	vs Coastal Carolina	BeasleyPolko	..1.	1	2	1-2	0-2	W, 12-3
35.	Mallory Peyton (5)	18	Mar. 7	vs Coastal Carolina	BeasleyPolko	..2.	3	1	1-0	2-3	W, 12-3
36.	Grace Baalman (5)	21	Mar 13	at Florida	Lugo	0...	2	2	2-0	0-0	L, 1-3
37.	Erin Coffel (10)	22	Mar 14	at Florida	Hightower	..1.	1	2	2-2	0-0	W, 4-2
38.	Mallory Peyton (6)	23	Mar 16	vs. ECU	Peterson	..2.	4	2	1-2	3-3	W, 6-3
39.	Mallory Peyton (7)	24	Mar 20	vs. Dayton	BULLIS	0...	6	0	3-0	2-1	W, 3-1
40.	Erin Coffel (11)	29	Mar 29	Alabama	Fouts	..1.	6	1	0-0	0-4	W, 5-4
41.	Renee Abernathy (4)	29	Mar 29	Alabama	Kilfoyl	* 0...	7	0	3-2	2-4	W, 5-4
42.	Rylea Smith (2)	29	Mar 29	Alabama	Kilfoyl	0...	7	0	0-1	3-4	W, 5-4
43.	Grace Baalman (6)	30	Mar 31	Morehead State	ALINCIC, C.	..1.	2	2	1-1	7-0	W, 13-1
44.	Erin Coffel (12)	30	Mar 31	Morehead State	PERKINS, K.	0...	3	2	3-2	9-0	W, 13-1
45.	Meeko Harrison (1)	30	Mar 31	Morehead State	PERKINS, K.	..1.	3	2	2-0	10-0	W, 13-1
46.	Kayla Kowalik (6)	31	Apr 02	at Tennessee	A. Rogers	0...	3	1	1-1	0-1	L, 1-6
47.	Erin Coffel (13)	32	Apr 03	at Tennessee	S. Bender	..1.	1	1	1-0	0-0	W, 13-2
48.	Erin Coffel (14)	32	Apr 03	at Tennessee	B. McCachren	..2.	3	0	3-2	3-0	W, 13-2
49.	Renee Abernathy (5)	32	Apr 03	at Tennessee	B. McCachren	..1.	3	2	1-0	6-0	W, 13-2
50.	Rylea Smith (3)	32	Apr 03	at Tennessee	A. Hazlewood	..2.	4	0	1-0	8-1	W, 13-2
51.	Kayla Kowalik (7)	33	Apr 04	at Tennessee	A. Rogers	* 0...	6	0	1-1	1-5	L, 2-6
52.	Renee Abernathy (6)	34	Apr 11	Georgia	Avant	..1.	2	2	1-2	0-0	W, 11-3
53.	Erin Coffel (15)	34	Apr 11	Georgia	Avant	..2.	3	1	1-0	2-1	W, 11-3
54.	Kayla Kowalik (8)	35	Apr 11	Georgia	Kerpics	* 0...	1	0	0-2	0-0	L, 8-9
55.	Kayla Kowalik (9)	36	Apr 12	Georgia	Avant	* 0...	3	0	0-0	0-5	L, 2-5
56.	Rene Abernathy (7)	37	Apr 14	at Eastern Kentucky	YOUNG, K.	..1.	1	2	1-1	1-0	W, 12-4
57.	Tatum Spangler (1)	37	Apr 14	at Eastern Kentucky	YOUNG, K.	..2.	2	1	0-0	3-3	W, 12-4
58.	Renee Abernathy (8)	37	Apr 14	at Eastern Kentucky	YOUNG, K.	* 0...	3	0	0-1	6-3	W, 12-4
59.	Kayla Kowalik (10)	37	Apr 14	at Eastern Kentucky	REYNOSO, S.	* 0...	5	0	1-0	10-3	W, 12-4
60.	Renee Abernathy (9)	38	Apr 16	at Auburn	S. Lowe	* 0...	4	0	1-0	1-4	L, 3-5
61.	Kayla Kowalik (11)	39	Apr 17	at Auburn	M. Penta	..1.	5	2	0-1	0-4	L, 2-4
62.	Erin Coffel (16)	41	Apr. 21	Louisville	Roby	* 0...	2	0	3-2	1-1	W, 6-5
63.	Renee Abernathy (10)	42	Apr 23	LSU	Kilponen	...3	5	1	0-1	2-5	W, 7-5
64.	Mallory Peyton (8)	42	Apr 23	LSU	Kilponen	0...	5	2	0-0	6-5	W, 7-5
65.	Kayla Kowalik (12)	43	Apr 25	LSU	Sunseri	* 0...	1	0	2-1	0-3	L, 7-10
66.	Mallory Peyton (9)	43	Apr 25	LSU	Sunseri	0...	2	1	1-2	1-3	L, 7-10
67.	Miranda Stoddard (6)	44	Apr 25	LSU	Kilponen	* 0...	7	0	0-1	3-10	L, 4-10
68.	Autumn Humes (5)	45	Apr 30	at Texas A&M	HERZOG	0...	3	2	3-1	3-0	W, 5-1
69.	Miranda Stoddard (7)	47	May 2	at Texas A&M	HERZOG	* 0...	7	0	0-0	4-1	W, 5-1
70.	Mallory Peyton (10)	49	May 08	South Carolina	K. Ochs	..1.	4	2	0-0	4-3	W, 6-3
71.	Mallory Peyton (11)	50	May 08	South Carolina	L. Powell	0...	8	1	2-0	2-2	W, 3-2
72.	Miranda Stoddard (8)	51	May 12	Georgia	Avant	* 0...	5	0	1-0	3-0	W, 3-0
73.	Mallory Peyton (12)	55	May 22	Northwestern	Newport	* 0...	5	0	2-2	2-1	W, 7-2
74.	Renee Abernathy (11)	56	May 23	Notre Dame	Tidd	..1.	1	2	2-2	2-0	W, 7-0
75.	Tatum Spangler (2)	56	May 23	Notre Dame	Holloway	0...	6	2	0-1	6-0	W, 7-0
76.	Autumn Humes (6)	57	May 23	Notre Dame	Ryan	0...	2	1	0-2	0-0	W, 4-0

Solo	2-Run	3-Run	Grand Slams	Total Runs from Homers
36	25	13	2	133



RACHEL LAWSON

HEAD COACH - 14TH SEASON - ALL-TIME WINNINGEST HEAD COACH AT UK

When Rachel Lawson was named head coach of the University of Kentucky softball team in July 2007 she saw a program poised for success. She knew athletics director Mitch Barnhart and the rest of UK's administration would give her unwavering support, and most importantly she knew the Big Blue Nation would provide the home-field advantage necessary for her team to compete in the Southeastern Conference.

Entering her 14th season as UK's head coach in 2021, Lawson's vision for the UK softball program has become a realization. The winningest head coach in program history has not only lead UK to its first-ever appearance in the Women's College World Series, seven NCAA Super Regionals the last nine seasons, including a program-best 50 wins in 2014, but UK's administration come through on their promise and commitment to softball by providing Lawson with one of the nation's greatest collegiate softball facilities in the \$9.5 million John Cropp Stadium.

She became the first coach in program history to eclipse 400 wins at Kentucky against Utah on Feb. 15 in a 13-2 win over Utah at the inaugural ESPN St. Pete/Clearwater Elite Invitational Presented by Wilson.

In 2014, Lawson guided Kentucky to the Women's College World Series behind 50 wins. The Wildcats also set single-season records in at-bats, runs scored, doubles, home runs, RBI, total bases, walks, fielding percentage, putouts, lowest ERA and strikeouts. UK, which advanced to the program's first SEC Tournament Championship, started the season with a program-best 12 straight wins.

Six of the last seven full seasons, Lawson has led the Wildcats to a national seed in the NCAA Tournament. The school's first-ever national seed was in 2013 - and UK hosted an NCAA Regional for the first time ever. Kentucky, which has made the NCAA Tournament each of the last 11 seasons, is one of just 18 schools nationally to claim that honor.

In 2019, Kentucky had one of its best offensive seasons ever - setting the school record for runs scored, batting average, on-base percentage, slugging and trying the program best with 71 home runs. Abbey Cheek was named the 2019 SEC Player of the Year, becoming the first player under Lawson to win a conference Player of the Year honor. Additionally, UK made its third-straight NCAA Super Regional and swept its way through the Lexington Regional for a third-straight season.

She guided the Wildcats to a run-rule sweep of the 2018 NCAA Lexington Regional, as the Wildcats became just the third team in NCAA history to run rule all three games of a regional. Kentucky beat Illinois-Chicago 10-1 in the opening round, shutout Notre Dame 10-0 in the 1-0 game and then ended the weekend with a 9-1 win over the Fighting Irish to book UK's sixth ticket to the NCAA Super Regionals.

Lawson helped guide Kentucky to its best regular season in program history in 2016, winning 43 games in the regular season, ending with a No. 9 national seed in the NCAA Tournament, a new program best. The Wildcats earned the right to host the NCAA Tournament for the third time in the last four seasons at John Cropp Stadium in Lexington. Lawson was named the 2016 SEC Coach of the Year, and joined Kelsey Nunley (SEC Pitcher of the Year) as the first two Kentucky winners of those awards.

The 2016 team finished with some of the best pitching numbers in program history, setting school records in the circle for lowest team ERA (1.71), lowest opponent batting average (.191), fewest runs allowed (130), fewest earned runs allowed (98), fewest hits allowed (280) and fewest doubles allowed (44)

Lawson has won 524 career games at the head of the dugout and has coached four National Fastpitch Coaches Association All-Americans in the last 10 years. Abbey Cheek became the first unanimous All-American in program history in 2019 after the most prolific offensive season in Kentucky annals. In 2016, senior pitcher Kelsey Nunley became the second All-American in program history (Molly Johnson, 2nd Team), and the first to be named to the First Team. That was followed by Katie Reed in the 2018 season, who was named to the third team.



Now sitting at 524-360 in her 12 seasons at Kentucky, Lawson is the winningest head coach in school history and already has more wins in SEC play than UK had all told as a program when she took over in 2007. UK finished the 2014 season ranked sixth in both national listings for its best final ranking ever. In 2013, Kentucky was ranked in the top 14 of both collegiate softball rankings for the second time in school history with nine wins over ranked teams. In her 12 seasons at Kentucky, Lawson has defeated over 100 ranked foes, including 53 wins vs. top-10 teams and 29 against top-five teams.

Lawson's 2013 squad set the stage for the 2014 run to the Women's College World Series, setting several school records, including a then-program record 41 wins. All told, Lawson has directed the Wildcats to 30 or more victories in 11-straight seasons, which also resonates as a program record. In her 12 years with Kentucky, Lawson has helped UK players earn 50 All-SEC honors and 29 SEC Player of the Week honors.

Lawson's impact on the UK program is obvious, but her ability to develop players sometimes gets overshadowed by her impressive credentials in handling the day-to-day running of a program. Lawson, who serves as the pitching coach for the Wildcats, has guided three different pitchers to throw no-hitters against top-25 teams in just the last seven seasons alone. In all, UK has 17 career no-hitters - all of which have come under Lawson's tenure - including two perfect games.

Kentucky's 2012 season was highlighted by an impressive second-half surge with upsets of 12 ranked opponents, a then Lawson-best fifth place finish in SEC action, a program-record six captured conference series and a senior class who became the first class in school history to tally a .500 record or better in each of their four seasons of play.

In 2011, Lawson directed the Wildcats to their first NCAA Super Regional appearance and finished the season ranked No.12 in the country. The 2011 team earned a 40-16 overall record to set a new single-season standard for wins in a season before Lawson's 2013 team posted 41. UK appeared in the national rankings for a school-record 14 consecutive weeks, defeated 12 top-25 ranked opponents, captured five SEC series and became a national story with a dramatic postseason run which included a seventh-inning rally



RACHEL LAWSON, CONT.

to knock off the nation's No. 2 team in Michigan in Ann Arbor to advance to Super Regionals.

The 2011 Wildcats shattered 12 single-season UK records, including home runs (65), RBI (275) and batting average (.275). Individually, the Wildcats had a school-record five players earn National Fastpitch Coaches Association All-Region honors in Meagan Aull, Cervantes, Kara Dill, Riley and Megan Yocke. Following the end of the impressive 2011 season, Lawson was rewarded with a five-year contract extension keeping her at the helm of the Wildcat program through 2016. That contract has been extended several times since, including June of 2014, which keeps Lawson in UK blue through the 2020 season.

Lawson became just the third head coach in the history of the Kentucky softball program after spending three seasons at Western Kentucky. She also served as an assistant coach at Maryland from 1996-2002 and was the associate head coach of the Philadelphia Force professional team in 2006.

Lawson tallied a record of 92-84 (.523) during her tenure with the Hilltoppers. In her first season at WKU, she led the Toppers to a spot in the Sun Belt Conference Tournament championship game. Picked to finish last in the preseason poll, WKU tied for second in the conference standings after setting a school record with 12 Sun Belt victories. The Billings, Mont., native led WKU to a 33-24 record in 2005 and reached the 30-win plateau again in 2007.

Lawson and the Hilltoppers battled nine NCAA Regional participants in 2006, including four teams ranked in the top 25, while finishing third in the Sun Belt regular-season play. She guided the squad to wins over perennial powers Long Beach State, South Florida, Mississippi Valley, as well as No. 13 Louisiana-Lafayette and No. 21 Louisville. In fact, then-freshman pitcher Ryan Rogge tossed the school's third no hitter against the Ragin' Cajuns in WKU's 8-0 victory.

The win handed UL its first run-rule defeat in an SBC contest. Three Hilltoppers - Lathrop, Rolfs and Rogge - each earned SBC Player- and Pitcher-of-the-Week honors throughout the season, as Rolfs and outfielder Alana Towns notched all-conference honors.

Lawson was a two-time all-conference player at Massachusetts, where she was part of a program that advanced to the 1992 Women's College World Series, and has seven years experience as an assistant coach at Maryland.

During her four-year career at UMass, Lawson helped the Minutewomen post a combined record of 142-68 (67.6 percent) including a 39-3 (92.9 percent) Atlantic 10 mark. In addition to the 1992 WCWS appearance, she was a part of squads that also advanced to the NCAA Tournament her freshman season, won three A-10 Tournament titles and claimed the league regular-season championship four straight years.

Lawson was honored individually for her accomplishments on and off the field. She was both an All-Conference and All-Atlantic 10 Tournament performer in 1992 and 1994, and was also named to the A-10 Academic all-conference squad following each of her final two seasons.

Lawson joined the Maryland staff in 1996 and helped the Terrapins post six winning seasons in her seven years in College Park. Her responsibilities included recruiting, scheduling, organizing practice and travel, as well as running camps and clinics. In 1999, Lawson and company were selected the National Fastpitch Coaches Association Mid-Atlantic Coaching Staff of the Year after leading the Terrapins to a 51-23 record, their first ACC regular-season title and the championship game of the NCAA Region II Tournament.

During her time at Maryland, Lawson helped eight individuals earn NFCA all-region accolades -- with an All-America honoree in 1999 -- and nine players collected all-conference honors.

A 1994 graduate of Massachusetts with a degree in exercise science, Lawson also earned her master's degree in sports management from UMass in 1998. She is the daughter of Elaine and Gerald Lawson and has 11 siblings.

Before Lawson	Kentucky	During Lawson
11	Seasons	14
1	Winning Seasons	13
242 (.373)	Wins. (Pct.)	495 (.659)
64	SEC Wins	155
11	Wins vs. Top 25	113
0	NCAA Tournaments	11
0	Super Regionals	8
0	WCWS	1
4	All-SEC Honors	54
94	SEC Academic Honor Roll Honorees	171

LAWSON YEAR-BY-YEAR AS HEAD COACH

Year	Team	Overall Record	Conference Record
2005	Western Kentucky	33-24	11-8
2006	Western Kentucky	29-28	8-7
2007	Western Kentucky	30-32	11-13
2008	Kentucky	17-37	3-25
2009	Kentucky	34-23	13-14
2010	Kentucky	32-27	13-15
2011	Kentucky	40-16	14-9
2012	Kentucky	30-30	15-13
2013	Kentucky	41-21	13-11
2014	Kentucky	50-19	13-11
2015	Kentucky	32-26	5-19
2016	Kentucky	46-14	17-7
2017	Kentucky	39-19	12-12
2018	Kentucky	35-21	8-15
2019	Kentucky	36-24	14-10
2020	Kentucky	20-4	2-1 (COVID-19)
2021	Kentucky	43-14	13-11
Total	17 Seasons	587-378	224-201
	At Kentucky (14 years)	495-293	154-171
	At WKU	92-84	30-31

2008-Present: Kentucky, Head Coach
2005-07: Western Kentucky, Head Coach
1996-2002: Assistant Coach, Maryland



LAWSON VS. ALL OPPONENTS

Team	Total	At UK	At WKU	Team	Total	At UK	At WKU
Akron	1-1	--	1-1	Missouri-Kansas City	1-0	1-0	--
Alabama	10-23	10-22	0-1	Mt. St. Mary's (MD)	1-0	--	1-0
Albany	1-0	1-0	--	Morehead State	7-0	7-0	--
Arizona	1-0	1-0	--	Murray State	4-0	4-0	--
Arizona State	2-5	2-5	--	New Mexico	1-0	1-0	--
Arkansas	17-13	16-13	1-0	New Mexico St.	6-4	3-2	3-2
Auburn	12-22	12-22	--	Nicholls State	1-0	1-0	--
Austin Peay	10-1	4-0	6-1	North Carolina	2-0	2-0	--
Ball State	1-0	1-0	--	N.C. Central	2-0	--	2-0
Baylor	0-1	0-1	--	N.C. State	3-2	2-1	1-1
Belmont	4-0	--	4-0	North Dakota State	2-0	2-0	--
Bethune-Cookman	1-0	1-0	--	Northern Kentucky	3-0	3-0	--
Boise State	1-0	1-0	--	North Florida	2-0	2-0	--
Bradley	1-1	1-0	0-1	Northern Illinois	2-0	2-0	--
Brigham Young	1-1	1-1	--	North Texas	9-4	--	9-4
Buffalo	0-1	--	0-1	Northwestern	3-0	3-0	--
Butler	2-0	2-0	--	Notre Dame	7-1	7-1	--
California	4-4	4-4	--	Ohio	9-1	8-0	1-0
Cal State Fullerton	3-0	3-0	--	Ohio State	3-3	2-3	--
Cal Poly	1-0	1-0	--	Oklahoma	1-3	1-3	--
Canisius	1-0	1-0	--	Oklahoma State	0-1	0-1	--
Campbell	1-0	--	1-0	Ole Miss	18-9	18-9	--
Centenary	1-0	1-0	--	Oregon	4-5	4-5	--
Central Florida	2-2	2-2	--	Oregon State	2-1	2-1	--
Central Michigan	1-0	1-0	--	Penn State	2-0	2-0	--
Coastal Carolina	1-0	0-0	--	Pacific	1-0	1-0	--
Colorado State	1-1	1-0	0-1	Pittsburgh	3-2	3-2	--
Connecticut	2-1	2-1	--	Portland State	0-1	0-1	--
Dayton	4-0	4-0	--	Purdue	2-1	2-0	0-1
DePaul	5-2	5-2	--	Radford	1-0	1-0	--
Detroit Mercy	2-0	2-0	--	Sam Houston State	1-0	1-0	--
Drexel	1-0	1-0	--	Santa Clara	1-0	1-0	--
Duke	1-0	--	1-0	San Diego	1-0	1-0	--
Eastern Illinois	2-0	2-0	--	San Diego State	6-1	5-1	1-0
Eastern Kentucky	17-2	15-0	2-2	Samford	4-0	4-0	--
Eastern Michigan	0-1	--	0-1	SE Missouri St.	4-0	2-0	2-0
Evansville	4-1	3-0	1-1	South Alabama	2-1	--	2-1
Fairfield	1-0	1-0	--	South Carolina	25-10	25-10	--
Florida	9-22	9-22	--	South Dakota	1-0	1-0	--
Florida A&M	4-0	4-0	--	South Florida	3-2	1-0	2-2
Florida Atlantic	9-3	9-0	0-3	Southern Illinois	4-0	4-0	--
Florida Int.	9-5	3-0	6-5	SIUE	2-0	2-0	--
Florida State	2-2	2-2	--	Stanford	1-1	1-1	--
Georgetown	1-0	1-0	--	Stephen F. Austin	2-0	2-0	--
Georgia	8-29	8-26	0-3	Stetson	4-0	4-0	--
Georgia State	0-1	0-1	--	St. Francis (Pa.)	1-0	1-0	--
Georgia Southern	4-1	4-1	--	St. John's	1-0	--	1-0
Georgia Tech	1-2	1-2	--	St. Louis	1-0	1-0	--
George Washington	1-0	1-0	--	Syracuse	1-0	1-0	--
Harvard	1-0	1-0	--	Tennessee	9-25	9-23	0-2
Hawaii	1-2	1-2	--	Tennessee-Chatt.	4-1	3-1	1-0
Hofstra	1-0	1-0	--	Tennessee-Martin	2-1	1-0	1-1
Houston	1-1	1-1	--	Tennessee State	5-1	--	5-1
Howard	1-0	1-0	--	Tennessee Tech	4-0	4-0	--
Illinois	4-1	4-1	--	Texas	2-1	2-1	--
Illinois-Chicago	2-0	1-0	--	Texas A&M	11-7	11-7	--
Illinois State	3-3	2-0	1-3	Texas A&M-CC	0-1	0-1	--
Indiana	8-3	6-2	2-1	Texas State	1-0	1-0	--
Indiana State	0-1	--	0-1	Texas Tech	1-2	1-2	--
Iowa	0-1	0-1	--	Toledo	3-0	3-0	--
IPFW	1-0	1-0	--	Troy	2-6	--	2-6
IUPUI	2-1	1-0	1-1	UAB	0-2	0-2	--
Jacksonville	2-0	--	2-0	UC Davis	2-0	2-0	--
Jacksonville State	2-0	2-0	--	UC Riverside	1-0	1-0	--
James Madison	2-1	2-0	0-1	UCLA	3-7	3-7	--
Kansas	2-1	2-1	--	UNC-Wilmington	0-1	--	0-1
Kent State	5-1	5-1	--	UNC-Charlotte	0-1	0-1	--
Kentucky	2-4	--	2-4	UNC-Greensboro	2-0	--	2-0
Kennesaw State	0-1	0-1	--	UNLV	1-0	1-0	--
La.-Lafayette	4-12	1-2	3-10	USC Upstate	1-0	1-0	--
La.-Monroe	3-0	--	3-0	Utah	3-2	3-2	--
Lehigh	1-0	1-0	--	Valparaiso	1-0	1-0	--
Louisiana Tech	2-0	2-0	--	Virginia	1-1	--	1-1
Liberty	2-0	2-0	--	Virginia Tech	4-3	4-2	0-1
Lipscomb	6-3	2-1	4-2	Wagner Coll.	1-0	--	1-0
Long Beach St.	4-1	3-1	1-0	Washington	1-4	1-3	0-1
LIU-Brooklyn	2-0	2-0	--	Western Carolina	1-0	1-0	--
Louisville	11-16	9-13	2-3	Western Illinois	1-1	0-1	1-0
LSU	15-22	15-20	0-2	Western Kentucky	9-2	9-2	--
Loyola Marymount	3-0	2-0	1-0	Western Michigan	4-0	4-0	--
Loyola-Chicago	1-0	1-0	--	Wichita State	1-1	1-1	--
Marshall	9-0	9-0	--	Winthrop	2-3	1-0	1-3
Maryland	2-1	2-1	--	Wright State	6-0	3-0	3-0
Memphis	2-1	2-1	--	Totals	587-378	495-293	92-84
Miami (Ohio)	5-1	5-0	0-1				
Michigan	3-6	3-5	0-1				
Michigan State	1-1	--	1-1				
Middle Tenn. St.	14-3	6-0	8-3				
Minnesota	2-1	2-1	--				
Missouri	8-7	8-7	--				
Mississippi St.	21-10	21-9	0-1				
MS Valley State	3-0	1-0	2-0				

CAREER RECORDS

Games Played

1. Leslie Kwiatkowski	254	(1998-2001)
2. Tiffany Kruse	252	(1998-2001)
3. Griffin Joiner	249	(2012-2015)
Christian Stokes	249	(2013-2016)
5. Sylver Samuel	244	(2013-2016)
6. Nikki Sagermann	242	(2013-2016)
7. Andy Eilertson	239	(1999-2002)
8. Lauren Cumbess	236	(2011-2014)
Maisie Steed	236	(2013-2016)
10. Emily Jolly	235	(2011-2014)

HITTING

Hits

1. Leslie Kwiatkowski	285	(1998-2001)
2. Nikki Jones	268	(2000-2003)
3. Molly Johnson	264	(2007-2010)
4. Katie Reed	256	(2016-2019)
5. Lyndsey Angus	239	(2000-2003)
6. Abbey Cheek	228	(2016-2019)
7. Tiffany Kruse	224	(1998-2001)
Natalie Smith	224	(2007-2010)
9. Griffin Joiner	212	(2012-2015)
10. Meagan Aull	211	(2008-2011)

Runs Batted In

1. Abbey Cheek	202	(2016-2019)
2. Alex Martens	181	(2017-2020)
3. Brittany Cervantes	161	(2009-2012)
4. Mallory Peyton	152	(2018-2021)
5. Griffin Joiner	143	(2012-2015)
6. Leslie Kwiatkowski	137	(1998-2001)
7. Molly Johnson	135	(2007-2010)
8. Jenny Schaper	122	(2016-2019)
9. Nikki Sagermann	121	(2013-2016)
10. Katie Reed	118	(2016-2019)
Lauren Cumbess	118	(2011-2014)
Tiffany Kruse	118	(1998-2001)

Batting Average (min. 200 at bats)

1. Molly Johnson	.389	(2007-2010)
2. Nikki Jones	.365	(2000-2003)
3. Lyndsey Angus	.360	(2000-2003)
4. Leslie Kwiatkowski	.351	(1998-2001)
5. Katie Reed	.345	(2016-2019)
Abbey Cheek	.345	(2016-2019)
7. Alex Martens	.323	(2017-2020)
8. Kara Dill	.330	(2010-2013)
9. Natalie Smith	.329	(2007-2010)
10. Abbey Cheek	.324	(2016-Pres.)

Doubles

1. Molly Johnson	56	(2007-2010)
2. Leslie Kwiatkowski	47	(1998-2001)
3. Lyndsey Angus	44	(2000-2003)
4. Brittany Cervantes	42	(2009-2012)
Tiffany Kruse	42	(1998-2001)
Griffin Joiner	42	(2012-2015)
7. Katie Reed	41	(2016-2019)
Alex Martens	41	(2017-2020)
9. Angie Del Pozzo	38	(1999-2002)
10. Lauren Cumbess	37	(2011-2014)

Triples

1. Leslie Kwiatkowski	20	(1998-2001)
-----------------------	----	-------------

2. Kayla Kowalik	19	(2019-Pres.)
3. Tiffany Kruse	18	(1998-2001)
4. Nikki Jones	12	(2000-2003)
5. Meghan Cooper	10	(2002-2006)
Angie Del Pozzo	10	(1999-2002)
Molly Johnson	10	(2007-2010)
Megan Yocke	10	(2008-2011)
9. Kara Dill	9	(2010-2013)
Jessica Nance	9	(2002-2005)
Natalie Smith	9	(2007-2010)

Walks

1. Griffin Joiner	131	(2012-2015)
2. Megan Yocke	122	(2008-2011)
Nikki Sagermann	122	(2013-2016)
4. Brittany Cervantes	118	(2009-2012)
5. Abbey Cheek	116	(2016-2019)
6. Lyndsey Angus	98	(2000-2003)
7. Destinee Mordecai	89	(2007-2010)
8. Maisie Steed	84	(2013-2016)
9. Brooke Marnitz	77	(2004-2007)
10. Alex Martens	75	(2017-2020)

At-Bats

1. Leslie Kwiatkowski	811	(1998-2001)
2. Tiffany Kruse	764	(1998-2001)
3. Katie Reed	741	(2016-2019)
4. Nikki Jones	734	(2000-2003)
5. Griffin Joiner	700	(2012-2015)
6. Meagan Aull	691	(2008-2011)
7. Natalie Smith	681	(2007-2010)
8. Molly Johnson	678	(2007-2010)
9. Christian Stokes	676	(2013-2016)
10. Angie Del Pozzo	664	(1999-2002)
Andy Eilertson	664	(1999-2002)

Runs Scored

1. Abbey Cheek	173	(2016-2019)
2. Molly Johnson	161	(2007-2010)
3. Kayla Kowalik	157	(2019-Pres.)
4. Katie Reed	148	(2016-2019)
5. Leslie Kwiatkowski	145	(1998-2001)
6. Brittany Cervantes	139	(2009-2012)
7. Nikki Jones	138	(2000-2003)
Lyndsey Angus	136	(2000-2003)
9. Megan Yocke	136	(2008-2011)
10. Christian Stokes	125	(2013-2016)

Home Runs

1. Abbey Cheek	61	(2016-2019)
2. Brittany Cervantes	48	(2009-2012)
3. Mallory Peyton	44	(2018-Pres.)
4. Griffin Joiner	35	(2012-2015)
Molly Johnson	35	(2007-2010)
6. Nikki Sagermann	34	(2013-2016)
Alex Martens	34	(2017-2020)
8. Brooke Marnitz	31	(2004-2007)
9. Katie Campbell	30	(2004-2007)
10. Jenny Schaper	28	(2016-2019)

Slugging Pct. (min. 200 at bats)

1. Abbey Cheek	.678	(2016-2019)
2. Molly Johnson	.656	(2007-2010)
3. Mallory Peyton	.643	(2018-Pres.)
4. Alex Martens	.583	(2017-2020)

5. Brittany Cervantes	.577	(2009-2012)
6. Brooke Marnitz	.575	(2004-2007)
7. Nikki Sagermann	.523	(2013-Pres.)
8. Griffin Joiner	.519	(2012-2015)
9. Leslie Kwiatkowski	.518	(1998-2001)
Megan Yocke	.518	(2008-2011)

Total Bases

1. Abbey Cheek	454	(2016-2019)
2. Molly Johnson	445	(2007-2010)
3. Leslie Kwiatkowski	420	(1998-2001)
4. Brittany Cervantes	370	(2009-2012)
5. Katie Reed	367	(2016-2019)
6. Griffin Joiner	363	(2012-2015)
7. Alex Martens	341	(2017-2020)
8. Lyndsey Angus	338	(2000-2003)
9. Tiffany Kruse	323	(1998-2001)
10. Megan Yocke	322	(2008-2011)

Stolen Bases

1. Sylver Samuel	84	(2013-2016)
2. Leslie Kwiatkowski	82	(1998-2001)
3. Meagan Aull	71	(2008-2011)
4. Beth Fogel	70	(1999-2002)
5. Molly Johnson	66	(2007-2010)
6. Jessica Nance	64	(2002-2005)
7. Kara Dill	57	(2010-2013)
Katie Reed	57	(2016-2019)
9. Kayla Kowalik	47	(2019-Pres.)
10. Bailey Vick	45	(2017-2020)

FIELDING

Fielding Pct. (min. 100 chances)

1. Jenny Schaper	.992	(2016-2019)
Griffin Joiner	.992	(2012-2015)
Megan Yocke	.992	(2008-2011)
4. Lauren Cumbess	.985	(2011-2014)
Jamie Dardis	.985	(2000-2002)
6. Maisie Steed	.984	(2013-2016)
7. Sam. DeMartine	.983	(2008-2011)
8. Lorie Horner	.982	(1997-2098)





CAREER RECORDS

Katie Campbell	.982	(2004-2007)
10. Alli Eckman	.981	(2005-2007)

Putouts

1. Griffen Joiner	1,557	(2012-2015)
2. Jenny Schaper	1,260	(2016-2019)
3. Megan Yocke	1,203	(2008-2011)
4. Megan Glenn	1,117	(2003-2006)
5. Maisie Steed	1,051	(2013-2016)
6. Sam. DeMartine	1,041	(2008-2011)
7. Andy Eilertson	1,038	(1999-2002)
8. Lauren Cumbess	931	(2011-2014)
9. Katie Campbell	664	(2004-2007)
10. Lyndsey Angus	662	(2000-2003)

Assists

1. Angie Del Pozzo	552	(1999-2002)
2. Katie Reed	532	(2016-2019)
3. Christian Stokes	517	(2013-2016)
4. Molly Johnson	510	(2007-2010)
5. Abbey Cheek	486	(2016-2019)
6. Rachel Friberg	475	(2001-2004)
7. Meghan Cooper	452	(2002-2006)
8. Nikki Sagermann	450	(2013-2016)
9. Nikki Jones	416	(2000-2003)
10. Brittany Cervantes	374	(2009-2012)

PITCHING

Appearances

1. Kelsey Nunley	171	(2013-2016)
2. Keary Camunas	158	(1997-2000)
3. Chanda Bell	143	(2009-2012)
4. Amy Kendall	133	(2003-2006)
5. Meagan Prince	122	(2013-2017)
6. Jennifer Howland	105	(1999-2002)
7. Autumn Humes	105	(2018-Pres.)
8. Grace Baalman	101	(2018-Pres.)
9. Rachel Riley	97	(2009-2012)
10. Amber Matousek	90	(2007-2010)

Innings Pitched

1. Kelsey Nunley	943.1	(2013-2016)
2. Keary Camunas	897.2	(1997-2000)
3. Chanda Bell	724.0	(2009-2012)
4. Amy Kendall	586.0	(2003-2006)
5. Meagan Prince	525.1	(2014-2017)
6. Rachel Riley	477.1	(2009-2012)
7. Jennifer Howland	476.2	(1999-2002)
8. Autumn Humes	467.1	(2018-Pres.)
9. Amber Matousek	442.0	(2007-2010)
10. Grace Baalman	400.1	(2018-Pres.)

Games Started

1. Keary Camunas	137	(1997-2000)
2. Kelsey Nunley	117	(2013-2016)
3. Chanda Bell	105	(2009-2012)
4. Amy Kendall	84	(2003-2006)
5. Amber Matousek	77	(2007-2010)
6. Jennifer Howland	74	(1999-2002)
7. Meagan Prince	73	(2014-2017)
8. Autumn Humes	77	(2018-Pres.)
9. Morgan Marr	61	(2000-2002)
Grace Baalman	61	(2018-Pres.)

ERA (min. 100 IP)

1. Kelsey Nunley	1.96	(2013-2016)
2. Meagan Prince	2.37	(2014-2017)
3. Keary Camunas	2.49	(1997-2000)
4. Chanda Bell	2.55	(2009-2012)
5. Rachel Riley	2.68	(2009-2012)
6. Shannon Smith	2.75	(2014-2016)
7. Lauren Cumbess	2.83	(2011-2014)
8. Autumn Humes	2.86	(2018-Pres.)
9. Grace Baalman	2.89	(2018-Pres.)
10. Jessica Trueblood	2.99	(2006)

Opponent Batting Avg. (min. 250 batters faced)

1. Chanda Bell	.200	(2009-2012)
2. Shannon Smith	.202	(2014-2017)

3. Kelsey Nunley	.211	(2013-2016)
4. Lauren Cumbess	.215	(2011-2014)
5. Meagan Prince	.231	(2014-2017)
6. Gretchen Prugh	.238	(2004)
7. Grace Baalman	.244	(2018-Pres.)
8. Keary Camunas	.247	(1997-2000)
9. Autumn Humes	.250	(2018-Pres.)
10. Rachel Riley	.255	(2009-2012)

Strikeouts

1. Chanda Bell	910	(2009-2012)
2. Kelsey Nunley	809	(2013-2016)
3. Keary Camunas	550	(1997-2000)
4. Meagan Prince	446	(2014-2017)
5. Autumn Humes	323	(2018-Pres.)
6. Amy Kendall	302	(2003-2006)
7. Grace Baalman	281	(2018-Pres.)
8. Rachel Riley	259	(2009-2012)
9. Lauren Cumbess	257	(2011-2014)
10. Amber Matousek	252	(2007-2010)

Wins


1. Kelsey Nunley	92	(2013-2016)
2. Chanda Bell	68	(2009-2012)
3. Meagan Prince	63	(2014-2017)
4. Keary Camunas	54	(1997-2000)
5. Autumn Humes	51	(2018-Pres.)
6. Rachel Riley	40	(2009-2012)
7. Grace Baalman	38	(2018-Pres.)
8. Amy Kendall	31	(2003-2006)
9. Lauren Cumbess	29	(2011-2014)
Morgan Marr	29	(2000-2002)

Saves

1. Kelsey Nunley	9	(2013-2016)
Meagan Prince	9	(2014-2017)
3. Chanda Bell	6	(2009-2012)
4. Keary Camunas	5	(1997-2000)



Chanda Bell



Lauren Cumbess



Rachel Riley

SINGLE SEASON RECORDS

Games Played

1. Joiner/Stokes/Sagermann/Samuel	69	(2014)
2. Lauren Cumbess	67	(2014)
Tiffany Kruse	67	(1999)
Leslie Kwiatkowski	67	(1999)
3. Jennifer Howland	66	(1999)
4. Andy Eilertson	65	(2000)
Nikki Jones	65	(2000)
Tiffany Kruse	65	(2000)
5. Leslie Kwiatkowski	64	(2000)

Leslie Kwiatkowski	201	(2000)
Lauren Cumbess	201	(2013)
10. Tiffany Kruse	199	(2000)

Leslie Kwiatkowski	6	(1998)
Kayla Kowalik	6	(2021)
5. Kara Dill	5	(2012)
Nikki Jones	5	(2003)
Tiffany Kruse	5	(1999)
Megan Yocke	5	(2009)
Kayla Kowalik	5	(2019)

Hits

1. Kayla Kowalik	98	(2021)
2. Molly Johnson	81	(2009)
3. Leslie Kwiatkowski	80	(2000)
4. Leslie Kwiatkowski	77	(1999)
5. Tiffany Kruse	72	(1999)
6. Katie Reed	71	(2017)
Kara Dill	71	(2012)
Nikki Jones	71	(2003)
Leslie Kwiatkowski	71	(1998)

Home Runs

1. Brooke Marnitz	21	(2007)
2. Abbey Cheek	20	(2019)
3. Abbey Cheek	18	(2018)
4. Erin Coffel	16	(2021)
5. Brittany Cervantes	15	(2011)
6. Nikki Sagermann	13	(2014)
Brittany Cervantes	13	(2012)
Molly Johnson	13	(2010)
Lauren Cumbess	13	(2013)
Alex Martens	13	(2019)
Mallory Peyton	13	(2019)
7. Mallory Peyton	12	(2021)
Kayla Kowalik	12	(2021)
Abbey Cheek	12	(2017)
Katie Campbell	12	(2007)
Amber Janneck	12	(2004)
Jenny Schaper	12	(2019)
8. Renee Abernathy	11	(2021)
Alex Martens	11	(2020)**
Griffin Joiner	11	(2015)
Megan Yocke	11	(2011)
9. Griffin Joiner	10	(2013, 2014)
Lauren Cumbess	10	(2014)
Meagan Aull	10	(2011)
Brittany Cervantes	10	(2010)
Brittany Cervantes	10	(2009)
Samantha DeMartine	10	(2011)
Abbey Cheek	10	(2016)

HITTING

Batting Average

1. Bailey Vick	.571	(2020)**
2. Alex Martens	.507	(2020)**
3. Nikki Jones	.442	(2002)
4. Molly Johnson	.433	(2009)
5. Abbey Cheek	.428	(2019)
6. Rylea Smith	.420	(2020)**
7. Molly Johnson	.401	(2008)
8. Brooke Marnitz	.399	(2007)
9. Leslie Kwiatkowski	.398	(2000)
10. Nikki Jones	.388	(2003)
11. Lyndsey Angus	.384	(2003)
12. Mallory Peyton	.379	(2020)**
13. Kara Dill	.377	(2011)
14. Molly Johnson	.375	(2010)

Doubles

1. Molly Johnson	20	(2008)
2. Tiffany Kruse	16	(2000)
Leslie Kwiatkowski	16	(2001)
Katie Reed	16	(2019)
4. Mallory Peyton	15	(2021)
Brittany Cervantes	15	(2012)
6. Griffin Joiner	14	(2013)
Molly Johnson	14	(2009)
Lauren Johnson	14	(2019)
Christian Stokes	13	(2014)
Lyndsey Angus	13	(2002)
Alex Martens	13	(2017)
Jenny Schaper	13	(2019)
Abbey Cheek	13	(2019)

Triples

1. Kayla Kowalik	8	(2020)**
2. Tiffany Kruse	7	(2000)
3. Angie Del Pozzo	6	(2001)
Leslie Kwiatkowski	6	(2000)

At-Bats

1. Nikki Jones	212	(2000)
2. Tiffany Kruse	208	(1999)
3. Leslie Kwiatkowski	207	(1999)
4. Leslie Kwiatkowski	206	(1998)
5. Lauren Cumbess	203	(2014)
6. Kara Dill	202	(2012)
7. Jennifer Howland	201	(1999)



Abbey Cheek

Runs Batted In

1. Alex Martens	66	(2019)
2. Brooke Marnitz	61	(2007)
3. Abbey Cheek	56	(2018)
Erin Coffel	56	(2021)
5. Abbey Cheek	53	(2019)
6. Brittany Cervantes	52	(2011)
Abbey Cheek	52	(2016)
8. Mallory Peyton	50	(2021)
Leslie Kwiatkowski	50	(2000)
10. Nikki Sagermann	49	(2014)
11. Alex Martens	47	(2020)**

Runs Scored

1. Kayla Kowalik	77	(2021)
2. Brittany Cervantes	55	(2011)
3. Abbey Cheek	54	(2019)
4. Molly Johnson	53	(2009)
5. Kayla Kowalik	49	(2019)
6. Molly Johnson	48	(2010)
7. Megan Yocke	47	(2011)
Erin Coffel	47	(2021)
8. Katie Reed	45	(2018)



SINGLE SEASON RECORDS

10. Kara Dill	44	(2011)	Renee Abernathy	5	(2021)	Leslie Kwiatkowski	9	(2001)
Total Bases			2. Nikki Sagermann	4	(2014)	Mallory Peyton	9	(2021)
1. Kayla Kowalik	157	(2021)	Lyndsey Angus	4	(2000)	FIELDING		
2. Abbey Cheek	138	(2019)	Rachel Friberg	4	(2002)	Putouts		
3. Brooke Marnitz	137	(2007)	Brooke Marnitz	4	(2004)	1. Griffin Joiner	442	(2014)
4. Molly Johnson	130	(2009)	Mallory Peyton	4	(2021)	2. Jenny Schaper	399	(2016)
5. Molly Johnson	125	(2010)	7. Breanne Ray	3	(2017)	3. Griffin Joiner	390	(2012)
6. Erin Coffel	117	(2021)	Lauren Cumbess	3	(2014)	4. Jamie Dardis	382	(2000)
Leslie Kwiatkowski	117	(1999)	Meagan Aull	3	(2011)	Griffin Joiner	382	(2015)
8. Lauren Cumbess	116	(2013)	Meagan Aull	3	(2009)	6. Megan Yocke	369	(2010)
9. Leslie Kwiatkowski	115	(2000)	Meghan Cooper	3	(2004)	7. Megan Glenn	366	(2006)
Abbey Cheek	115	(2018)	Angie Dal Pozzo	3	(2002)	8. Samantha DeMartine	363	(2009)
On-Base Pct.			Andy Eilertson	3	(2000)	Assists		
1. Bailey Vick	.630	(2020)**	Lorie Horner	3	(1997)	1. Christian Stokes	167	(2014)
2. Abbey Cheek	.602	(2019)	Brooke Marnitz	3	(2007)	Angie Dal Pozzo	167	(2001)
3. Alex Martens	.589	(2020)**	Abbey Cheek	3	(2016)	3. Katie Reed	158	(2018)
4. Mallory Peyton	.517	(2020)**	Katie Reed	3	(2016)	4. Abbey Cheek	155	(2018)
5. Molly Johnson	.498	(2009)	Abbey Cheek	3	(2018)	5. Abbey Cheek	152	(2017)
6. Brittany Cervantes	.490	(2011)	Stolen Bases			6. Lindsay Houser	148	(1998)
7. Megan Yocke	.483	(2011)	1. Beth Fogle	34	(1999)	7. Angie Dal Pozzo	143	(1999)
8. Lyndsey Angus	.478	(2003)	2. Leslie Kwiatkowski	28	(2000)	Molly Johnson	143	(2009)
9. Molly Johnson	.472	(2008)	3. Meagan Aull	26	(2009)	9. Nikki Sagermann	141	(2014)
10. Nikki Jones	.466	(2002)	4. Molly Johnson	24	(2009)	Katie Reed	141	(2017)
11. Brooke Marnitz	.454	(2007)	5. Sylver Samuel	23	(2016)	Fielding Pct.		
12. Griffin Joiner	.451	(2014)	6. Kayla Kowalik	22	(2021)	1. Griffin Joiner	1.000	(2015)
13. Molly Johnson	.450	(2010)	Leslie Kwiatkowski	22	(1999)	Emily Jolly	1.000	(2014)
Slugging Pct.			8. Sylver Samuel	21	(2013)	Maisie Steed	1.000	(2014)
1. Alex Martens	.987	(2020)**	Kara Dill	21	(2012)	Meagan Aull	1.000	(2009)
2. Mallory Peyton	.970	(2020)**	Jessica Nance	21	(2004)	Michelle Bucci	1.000	(1999)
3. Abbey Cheek	.908	(2019)	11. Sylver Samuel	20	(2014, 2015)	Beth Fogle	1.000	(2002)
4. Brooke Marnitz	.895	(2007)	Kara Dill	20	(2011)	Jennifer Howland	1.000	(2001)
5. Abbey Cheek	.701	(2018)	Molly Johnson	20	(2010)	7. Griffin Joiner	.998	(2014)
6. Molly Johnson	.695	(2009)	Walks			8. Megan Yocke	.997	(2011)
7. Molly Johnson	.679	(2010)	1. Abbey Cheek	64	(2019)	Megan Yocke	.997	(2009)
8. Brittany Cervantes	.677	(2011)	2. Brittany Cervantes	48	(2011)	Jenny Schaper	.997	(2017)
9. Molly Johnson	.669	(2008)	3. Griffin Joiner	47	(2014)	PITCHING		
10. Katie Campbell	.640	(2007)	Megan Yocke	47	(2011)	ERA (min. 10 appearances)		
11. Becky Bishop	.632	(2007)	5. Griffin Joiner	36	(2015)	1. Kelsey Nunley	1.27	(2016)
12. Brittany Cervantes	.615	(2012)	6. Nikki Sagermann	35	(2016)	2. Keary Camunas	1.68	(2000)
Sacrifice Hits			7. Maisie Steed	34	(2013)	3. Meagan Prince	1.85	(2016)
1. Beth Fogle	13	(2001)	8. Brittany Cervantes	33	(2012)	4. Kelsey Nunley	1.88	(2014)
Megan Yocke	13	(2009)	9. Griffin Joiner	32	(2015)	5. Erin Rethlake	1.95	(2017)
3. Lorie Melchi	12	(2003)	10. Brooke Marnitz	31	(2006)	6. Lauren Cumbess	1.99	(2011)
Megan Yocke	12	(2010)	Hit by Pitch			7. Meagan Prince	1.82	(2017)
Katie Reed	12	(2018)	1. Meghan Cooper	16	(2006)	8. Lauren Cumbess	2.07	(2014)
5. Sarah Rainwater	11	(2017)	2. Erin Coffel	15	(2021)	9. Kelsey Nunley	2.14	(2013)
Sylver Samuel	11	(2013, 2014)	Ansley Smith	15	(2014)	10. Chanda Bell	2.24	(2011)
Michelle Bucci	11	(1997)	4. Emily Gaines	13	(2014)	Win-loss pct. (min. 10 appearances)		
Beth Fogle	11	(2000)	Mallory Peyton	13	(2019)	1. Shannon Smith	1.000 (3-0)	(2016)
Jennifer Howland	11	(1999)	5. Griffin Joiner	12	(2012)	2. Ellen Weaver	.857 (6-1)	(2011)
Stephanie Thompson	11	(1998)	6. Molly Johnson	10	(2008)	3. Kelsey Nunley	.777 (21-6)	(2016)
Megan Yocke	11	(2008)	Molly Johnson	10	(2009)	Meagan Prince	.777 (21-6)	(2016)
			Molly Johnson	10	(2010)	5. Lauren Cumbess	.750 (6-2)	(2011)
			Mallory Peyton	10	(2020)**	6. Lauren Cumbess	.731 (30-11)	(2014)
			9. Ansley Smith	9	(2015)	7. Kelsey Nunley	.731 (30-11)	(2014)
			Meagan Aull	9	(2009)	8. Rachel Riley	.722 (13-5)	(2011)
			Samantha DeMartine	9	(2011)	9. Kelsey Nunley	.711 (27-11)	(2013)
			Amber Janneck	9	(2005)	10. Meagan Prince	.700 (21-9)	(2017)
Sacrifice Flies								
1. Tatum Spangler	6	(2021)						
2. Alice O'Brien	5	(2013)						

SINGLE SEASON RECORDS

Wins

1. Kelsey Nunley	30	(2014)
2. Kelsey Nunley	27	(2013)
3. Autumn Humes	22	(2021)
4. Meagan Prince	21	(2017)
Kelsey Nunley	21	(2016)
Meagan Prince	21	(2016)
7. Chanda Bell	19	(2009)
Keary Camunas	19	(2000)
9. Chanda Bell	18	(2010)
10. Morgan Marr	17	(2001)

Saves

1. Meagan Prince	5	(2017)
Kelsey Nunley	5	(2015)
3. Chanda Bell	4	(2012)
Keary Camunas	4	(1999)
Jessica Trueblood	4	(2006)
5. Kelsey Nunley	2	(2013)
Meghan Cooper	2	(2002)
Jennifer Young	2	(2007)
Meagan Prince	2	(2016)
Autumn Humes	2	(2019)
Grace Baalman	2	(2021)
Autumn Humes	2	(2021)

Innings Pitched

1. Kelsey Nunley	282.1	(2014)
2. Kelsey Nunley	268.2	(2013)
3. Keary Camunas	251.1	(1998)
4. Amy Kendall	229.0	(2003)
5. Keary Camunas	226.2	(1999)
6. Keary Camunas	225.2	(2000)
7. Chanda Bell	219.1	(2010)
8. Kelsey Nunley	211.0	(2015)
9. Morgan Marr	195.2	(2001)
10. Keary Camunas	194.0	(1997)

Appearances

1. Samantha Allen	49	(2005)
2. Kelsey Nunley	47	2013)
3. Kelsey Nunley	45	(2014)
4. Keary Camunas	43	(1999)
5. Kelsey Nunley	42	(2015)
6. Keary Camunas	41	(2000)
Meagan Prince	41	(2017)
8. Keary Camunas	40	(1998)
Amy Kendall	40	(2003)
10. Chanda Bell	39	(2012)
Autumn Humes	39	(2021)

Games Started

1. Keary Camunas	37	(1998)
2. Kelsey Nunley	36	(2014)
Keary Camunas	36	(2000)
4. Chanda Bell	34	(2010)
Keary Camunas	34	(1999)
6. Amy Kendall	32	(2003)
7. Morgan Marr	31	(2001)
8. Kelsey Nunley	30	(2015)
Keary Camunas	30	(1997)
10. Autumn Humes	29	(2021)
Samantha Allen	29	(2005)

Amber Matousek 29 (2008)

Complete Games

1. Keary Camunas	33	(1998)
2. Kelsey Nunley	31	(2014)
3. Amy Kendall	29	(2003)
Keary Camunas	28	(2000)
5. Chanda Bell	26	(2010)
Keary Camunas	26	(1999)
Amber Matousek	26	(2008)
8. Jessica Trueblood	25	(2006)
Kelsey Nunley	25	(2013)
10. Keary Camunas	23	(1997)
Morgan Marr	23	(2001)

Shutouts

1. Keary Camunas	9	(2000)
2. Kelsey Nunley	7	(2014)
Kelsey Nunley	7	(2016)
Chanda Bell	7	(2011)
4. Keary Camunas	6	(1998)
5. Rachel Riley	5	(2010)
Meagan Prince	5	(2016)
6. Autumn Humes	4	(2021)
Kelsey Nunley	4	(2015)
Chanda Bell	4	(2010)
Keary Camunas	4	(1999)
Jennifer Howland	4	(2000)
Rachel Riley	4	(2011)
Grace Baalman	4	(2019)

Strikeouts

1. Chanda Bell	288	(2010)
2. Kelsey Nunley	219	(2014)
3. Chanda Bell	216	(2009)
4. Chanda Bell	205	(2011)
5. Kelsey Nunley	203	(2016)
6. Chanda Bell	201	(2012)
7. Kelsey Nunley	194	(2015)
8. Kelsey Nunley	193	(2013)
9. Meagan Prince	175	(2017)
10. Keary Camunas	164	(1999)

Opponent Batting Avg. (min. 200 at-bats)

1. Chanda Bell	.175	(2011)
2. Kelsey Nunley	.178	(2016)
3. Lauren Cumbess	.193	(2012)
4. Erin Rethlake	.197	(2017)
5. Chanda Bell	.200	(2010)

** = 24-game season due to COVID-19



Keary Camunas



Jessica Trueblood



SINGLE GAME RECORDS

HITTING

At-bats

6	Christian Stokes	vs. South Carolina	4/18/15
	Lauren Cumbess	at Ole Miss	4/13/14
	Kara Dill	at USC Upstate	2/24/13
	Nikki Jones	vs. Arkansas	4/27/03
	Jackie Haynes	vs. Middle Tennessee State	4/1/97
	Michelle Bucci	vs. Middle Tennessee State	4/1/97
	Jacki Haynes	vs. Mississippi State	4/11/97

Runs Scored

5	Kayla Kowalik	vs. NC Central	2/20/21
---	----------------------	-----------------------	----------------

Hits

5	Bailey Vick	vs. Georgia Tech	2/21/20
	Christian Stokes	vs. Long Beach State	2/19/15
	Beth Fogle	vs. Morehead State	3/5/02

RBI

6	Erin Coffel	vs. Tennessee	4/3/21
	Erin Coffel	vs. New Mexico State	2/26/21
	Alex Martens	vs. Texas A&M	3/7/20
	Katie Reed	vs. Mississippi State	3/15/19
	Nikki Sagermann	at Alabama	5/5/13
	Griffin Joiner	vs. UNC	3/12/13
	Leslie Kwiatkowski	vs. Eastern Kentucky	3/1/00
	Brooke Marnitz	vs. Southern Miss.	2/10/07
	Rachel Riley	at Austin Peay	4/6/11

Doubles

3	Christian Stokes	vs. South Carolina	4/18/15
	Molly Johnson	vs. Indiana	4/1/08
	Emily Jolly	vs. DePaul	2/12/11

Triples

3	Meghan Cooper	vs. Kent State	2/17/06
---	---------------	----------------	---------

Home Runs

2 (46 times)	Last: Renee Abernathy	vs. EKU	4/14/21
--------------	------------------------------	----------------	----------------

Total Bases

11	Kayla Kowalik	vs. NC Central	2/21/20
----	----------------------	-----------------------	----------------

Walks

4 (4 times)	Last: Abbey Cheek	at Alabama	4/28/19
-------------	--------------------------	-------------------	----------------

Strikeouts

4 (8 times)	Last: Emily Gaines	vs. DePaul	5/18/14
-------------	---------------------------	-------------------	----------------

Sacrifice Hits

2 (45 times)	Last: Bailey Vick	vs. Liberty	2/7/20
--------------	--------------------------	--------------------	---------------

Sacrifice Flies

2	Abbey Cheek	at Georgia	3/18/17
---	-------------	------------	---------

Stolen Bases

4	Bailey Vick	vs. Bradley	2/24/18
	Erin Rethlake	vs. Drexel	3/10/17
	Meagan Aull	vs. Kent State	3/24/09

Hit By Pitch

3	Ashley Dimkich	vs. Youngstown State	3/4/06
---	----------------	----------------------	--------

FIELDING

Putouts

21	Megan Yocke	vs. Tennessee Tech	4/16/11
----	-------------	--------------------	---------

Assists

9	Amber Janneck	vs. Eastern Kentucky	4/6/05
	Amber Janneck	vs. Western Kentucky	4/13/05
	Molly Johnson	vs. Florida	4/11/09
	Angie Dal Pozzo	vs. Louisville	4/18/01

Errors

4	Brooke Marnitz	vs. Alabama	3/21/04
	Nikki Jones	vs. Morehead State	3/5/02
	Angie Dal Pozzo	vs. Texas-San Antonio	2/10/01
	Meredith Seales	vs. UNC Greensboro	2/22/97

Passed Balls

4	Alli Eckman	vs. Ole Miss	3/12/05
---	-------------	--------------	---------

PITCHING

Innings Pitched

11.1	Autumn Humes	at Auburn	3/24/18
------	--------------	-----------	---------

Fewest Hits Allowed

0	18 Times		
	Last: Autumn Humes	vs. North Dakota State	2/17/18

Perfect Game

	Chanda Bell	at Austin Peay (Game 1)	4/6/11
	Rachel Riley	at Austin Peay (Game 2)	4/6/11

Runs Allowed

16	Lorie Horner	vs. Alabama	3/21/98
	Jennifer Young	vs. Indiana	4/1/08

Earned Runs Allowed

13	Amber Matousek	vs. Alabama	3/22/08
	Amber Matousek	vs. LSU	4/9/08

Walks Allowed

9	Jennifer Young	vs. Indiana	4/1/08
---	----------------	-------------	--------

Strikeouts

16	Chanda Bell	vs. Colorado State	2/25/11
16	Chanda Bell	vs. Tennessee Tech	4/16/11

Hits Allowed

18	Lorie Horner	vs. Alabama	3/21/98
18	Rachel Riley	at Georgia	4/10/11

Doubles Allowed

8	Jennifer Howland	vs. Akron	3/9/01
---	------------------	-----------	--------

Triples Allowed

2	Samantha Allen	vs. Cal-Poly	2/12/05
	Jennifer Howland	vs. Georgia	3/7/01
	Lorie Horner	vs. Missouri	2/15/97

Home Runs Allowed

6	Amber Matousek	vs. Alabama	3/22/08
---	----------------	-------------	---------





TEAM RECORDS

TEAM RECORDS-GAME

Hitting

At Bats:	43 at Ole Miss	4/13/14
Runs Scored:.....	22 vs. Detroit.....	2/29/20
Hits:	19 vs. Florida International	2/28/20
Doubles:	6 twice, last at Miami (OH)	3/17/09
Triples:	4 vs. Louisville	4/10/02
Home Runs:	6 at Tennessee	4/27/18
RBI:	18 2x, Last: vs. Detroit.....	2/29/20
Total Bases:.....	36 vs. Florida International	2/28/20
Walks:.....	13 vs. Indiana	3/2/08
Strikeouts:	18 vs. WKU	4/23/15
Stolen Bases:	8 Samford/Bradley ..	3/20/99 2/23/18

Fielding

Putouts:.....	33 5x, last vs. South Carolina	4/18/15
Assists:.....	25 at South Carolina	5/2/09
Errors:.....	7 vs. Texas-San Antonio.....	2/10/01
Double Plays:.....	3 seven times, last vs. SIU	2/13/15

Pitching

Innings Pitched:.....	13.0 at Alabama	4/28/19
Runs Allowed:.....	18 vs. Florida	3/17/01
Earned Runs Allowed:....	17 2x, last vs. Georgia	3/28/10
Hits Allowed:	19 vs. Arkansas	3/31/07
Fewest Hits Allowed:	0 18x, last vs. North Dakota St.	2/17/18
Doubles Allowed:	8 vs. Akron	3/9/01
Triples Allowed:	3 vs. Georgia	3/7/01
Home Runs Allowed:	6 vs. Alabama	3/22/08
Walks Allowed:	9 4x, last at Alabama.....	5/4/13
Strikeouts:	20 vs. Tennessee Tech	4/16/11

TEAM RECORDS-SEASON

Hitting

Batting Average:305	2019
At Bats:	1,797	2014
Runs Scored:.....	381	2019
Hits:	477	2000
Doubles:	94	2019
Triples:.....	18	2000, 2001, 2002
Home Runs:	71	2014, 2019
RBI:	346	2019
Total Bases:.....	810	2019
Walks:	227	2019
Strikeouts:	426	2004
Stolen Bases:	89	1999

Fielding

Fielding Percentage:	(.976)	2018
Putouts:	1,455	2014
Assists:.....	673	2001
Errors:.....	131	1997
Double Plays:.....	32	2002

Pitching

Lowest ERA:.....	1.71	2016
Lowest Opponents Batting Average:191	2016
Innings Pitched:.....	485.0	2014
Runs Allowed:.....	333	2005
Fewest Runs Allowed:	130	2016
Earned Runs Allowed:.....	253	2005
Fewest Earned Runs Allowed:	98	2016
Hits Allowed:	523	2005
Fewest Hits Allowed:	250	2016
Doubles Allowed:	101	2003
Fewest Doubles Allowed:	44	2016
Triples Allowed:	16	1997
Fewest Triples Allowed:.....	2	2004
Home Runs Allowed:	58	2008
Fewest Home Runs Allowed:	10	1997
Walks Allowed:	182	2013
Fewest Walks Allowed:.....	93	1997
Strikeouts:	403	2014
Shutouts:	16	2000

TEAM RECORDS-SEASON

Games played	69	2014
Wins	50	2014
Losses	44	1997 & 1999
Highest winning percentage781 (43-12)	2016
Lowest winning percentage.....	.185 (10-44)	1997
Seasons team fielded	25 (first in 1997)	
Winning seasons.....	15 (last in 2021)	
Losing seasons.....	11 (last in 2008)	
First tie.....	UK 2, Texas-Arlington 2	(2/15/04)
Longest coaching tenure	Rachel Lawson, 14 yrs.....	(2008-Pres.)
.....	Beth Pruitt, 8 yrs.	(1997-2004)

Consecutive losses.....	21	3/15/03 - 4/13/03
Consecutive wins.....	19	2/12/21 - 3/7/21
Consecutive shutout wins:	4	2/20/16 - 2/27/16
Consecutive shutout losses:.....	6	3/29/06-4/2/06
Consecutive games without an error:	6	3/6/15 - 3/15/15
Extra-inning games:.....	10	2014
Extra-inning wins:.....	8	2014
Consecutive games with a stolen base: 16	2/17/02-3/17/02
Consecutive games with a double:	12	3/16/02-4/6/02
Consecutive games without extra-base hit:	5	3/9/97-3/12/97
Most Combined Runs in a Game:.....	29	(4/1/08 Indiana 16, UK 13)
Largest Margin of Victory:	22	2/29/20 vs. Detroit Mercy



SINGLE SEASON RECORDS BY CLASS

HITTING

Batting Average

Senior	Abbey Cheek	.428	2019
Junior	Kayla Kowalik	.497	2021
Soph.	Molly Johnson	.401	2008
Fresh.	Natalie Smith	.370	2007

(2020 not included, COVID-19)

Hits

Senior	Nikki Jones	71	2003
Junior	Kayla Kowalik	98	2021
Soph.	Leslie Kwiatkowski	77	1999
Fresh.	Leslie Kwiatkowski	71	1998

Doubles

Senior	Kwiatkowski/Reed	16	2001/19
Junior	Tiffany Kruse	16	2000
Soph.	Molly Johnson	20	2008
Fresh.	Alex Martens	13	2017

Triples

Senior	Nikki Jones	5	2003
Junior	Tiffany Kruse	7	2000
Soph.	Kayla Kowalik	8	2020
Fresh.	Leslie Kwiatkowski	6	1998

Home Runs

Senior	Brooke Marnitz	21	2007
Junior	Abbey Cheek	18	2018
Soph.	Sagermann/Peyton	13	2014/19
Fresh.	Erin Coffel	16	2021

Runs Batted In

Senior	Brooke Marnitz	61	2007
Junior	Alex Martens	66	2019
Soph.	Nikki Sagermann	49	2014
Fresh.	Erin Coffel	56	2021

Runs Scored

Senior	Abbey Cheek	54	2019
Junior	Kayla Kowalik	77	2021
Soph.	Kara Dill	44	2011
Fresh.	Kayla Kowalik	49	2019

Total Bases

Senior	Abbey Cheek	138	2019
Junior	Kayla Kowalik	157	2021
Soph.	Leslie Kwiatkowski	117	1999
Fresh.	Erin Coffel	117	2021

On Base Pct.

Senior	Abbey Cheek	.602	2019
Junior	Kayla Kowalik	.554	2021
Soph.	Molly Johnson	.472	2008
Fresh.	Erin Coffel	.458	2021

(2020 not included, COVID-19)

Slugging Pct.

Senior	Abbey Cheek	.908	2019
Junior	Kayla Kowalik	.797	2021
Soph.	Molly Johnson	.669	2008
Fresh.	Erin Coffel	.680	2021

Sacrifice Hits

Senior	Tiffany Kruse	9	2001
Junior	Beth Fogle	13	2001

Soph.	Megan Yocke	13	2009
Fresh.	Lorie Melchi	12	2003

Sacrifice Flies

Senior	Alice O'Brien	5	2013
Junior	Lorie Horner	3	1997
Soph.	Nikki Sagermann	4	2014
	Rachel Friberg	4	2002
Fresh.	Lyndsey Angus	4	2000
	Brooke Marnitz	4	2004

Stolen Bases

Senior	Sylver Samuel	23	2016
Junior	Leslie Kwiatkowski	28	2000
Soph.	Meagan Aull	26	2009
Fresh.	Beth Fogle	34	1999

Walks

Senior	Abbey Cheek	64	2019
Junior	Brittany Cervantes	48	2011
Soph.	Ansley Smith	30	2014
Fresh.	Maisie Steed	44	2013

Hit by Pitch

Senior	Meghan Cooper	16	2006
Junior	Molly Johnson	10	2009
Soph.	Ansley Smith	15	2014
Fresh.	Erin Coffel	15	2021

FIELDING

Putouts

Senior	Maisie Steed	385	2016
Junior	Griffin Joiner	442	2014
Soph.	Griffin Joiner	343	2013
Fresh.	Jenny Schaper	399	2016

Assists

Senior	Molly Johnson	131	2010
Junior	Angie Dal Pozzo	167	2001
Soph.	Christian Stokes	167	2014
Fresh.	Angie Dal Pozzo	143	1999

Fielding Pct.

Senior	Griffin Joiner	1.000	2015
	Beth Fogle	1.000	2002
Junior	Michelle Bucci	1.000	1999
	Jennifer Howland	1.000	2001
Soph.	Meagan Aull	1.000	2009
Fresh.	Jenny Schaper	.993	2016

PITCHING

ERA (min. 10 appearances)

Senior	Kelsey Nunley	1.27	2016
Junior	Meagan Prince	1.85	2016
Soph.	Kelsey Nunley	1.88	2014
Fresh.	Lauren Cumbess	1.99	2011

Win-loss pct. (min. 10 appearances)

Senior	Lauren Cumbess	.909 (10-1)	2014
Junior	Meagan Prince	.778 (21-6)	2016
Soph.	Kelsey Nunley	.731 (30-11)	2014
Fresh.	Ellen Weaver	.857 (6-1)	2011

Wins

Senior	Kelsey Nunley	21	2016
Junior	Meagan Prince	21	2016
Soph.	Kelsey Nunley	30	2014

Fresh.	Kelsey Nunley	27	2013
--------	---------------	----	------

Appearances

Senior	Keary Camunas	41	2000
Junior	Keary Camunas	43	1999
Soph.	Kelsey Nunley	45	2014
Fresh.	Samantha Allen	49	2005

Games Started

Senior	Keary Camunas	36	2000
Junior	Keary Camunas	34	1999
Soph.	Kelsey Nunley	36	2014
Fresh.	Amy Kendall	32	2003

Complete Games

Senior	Keary Camunas	28	2000
Junior	Keary Camunas	26	1999
Soph.	Keary Camunas	33	1998
Fresh.	Amy Kendall	29	2003

Shutouts

Senior	Keary Camunas	9	2000
Junior	Chanda Bell	7	2011
Soph.	Kelsey Nunley	7	2014
Fresh.	Chanda Bell	3	2009
	Lauren Cumbess	3	2011
	Kelsey Nunley	3	2013


Strikeouts

Senior	Kelsey Nunley	203	2016
Junior	Chanda Bell	205	2011
Soph.	Chanda Bell	288	2010
Fresh.	Chanda Bell	216	2009

Opponent Batting Avg. (min. 200 AB)

Senior	Kelsey Nunley	.178	2016
Junior	Chanda Bell	.175	2011
Soph.	Lauren Cumbess	.193	2012
Fresh.	Lauren Cumbess	.201	2011

(2020 not included, COVID-19)



Leslie Kwiatkowski



LETTERWINNERS

A

Becky Abner	2003
Renee Abernathy	2019-Pres.
Jessica Adkins	2009-10
Amanda Allen	2012
Samantha Allen	2005-07
Macy Allen	2009-12
Amy Anderson	1998
Elie Anderson	2004
Haley Andrus	2015-16
Lyndsey Angus	2000-03
Meagan Aull	2008-11

B

Grace Baalman	2018-Pres.
Jaci Babbs	2019-Pres.
Chanda Bell	2009-12
Becky Bishop	2007
Brynlee Bigelow	2017
Emmy Blane	2020-Pres.
Colleen Boddy	1999-2000
Emma Boitnott	2020-Pres.
Brook Bowman	2002-04
Maclai Branson	2019
Lindsay Brogdon	2006-08
Megan Brooks	2002-04
Amanda Brown	2002
Michelle Bucci	1997-2000

C

Keary Camunas	1997-2000
Katie Campbell	2004-07
Ginny Carroll	2011-14
Brittany Cervantes	2009-12
Abbey Cheek	2016-19
Kristen Cochran	2005
Erin Coffel	2021-Pres.
Megan Cooper	2002-06
Kennedy Cowden	2019
Lauren Cumbess	2011-14
Aimee Currier	2009

D

Angie Dal Pozzo	1999-2002
Jamie Dardis	2000-02
Gabi Deters	2020
Samantha DeMartine	2008-11
Sandi Dengler	1999-2002
Kara Dill	2010-13
Ashley Dimkich	2005-08

E

Alli Eckman	2005-07
Andrea Eilertson	1999-2002
Jackie Elston	1998

F

Elizabeth Fadde	2006-07
Ashley Fertic	2004-07
Gina Florence	2004-07
Beth Fogle	1999-2002
Bethany Foster	1999
Sarah Frazer	2011-14
Rachel Friberg	2001-04
Victoria Fragoso	2021-Pres.

G

Emily Gaines	2011-14
Tekiya Garr-Carter	2019-2020

Sloan Gayan	2020-Pres.
Whitney Glass	1999
Megan Glenn	2003-06
Crystal Grace	1997-98
Lindsay Griggs	2012
Ashleigh Gustafson	2009-12

H

Meeko Harrison	2021-Pres.
Jacki Haynes	1997-98
Katie Henderson	2013
Kelsee Henson	2016-19
Brooklin Hinz	2015-18
Lorie Horner	1997-98
Lindsay Houser	1997-98
Kara Howard	2012-15
Jennifer Howland	1999-2002
Hannah Huffman	2016-18
Autumn Humes	2018-Pres.

J

Amber Janneck	2004-05
Allie Jest	2009
Lauren Johnson	2018-Pres.
Kalia Johnson	2017-2018
Molly Johnson	2007-10
Griffin Joiner	2012-15
Emily Jolly	2011-14
Megan Jolly	2007-08
Nikki Jones	2000-03

K

Madison Kearschner	2016-2017
Amy Kendall	2003-06
Callie Kovacs	2004-05
Kayla Kowalik	2019-Pres.
Tiffany Kruse	1998-2001
Leslie Kwiatkowski	1998-2001

L

Aubrey Lamar	2011-12
Melissa Leto	1997-98
Cassie Lindmark	2020-Pres.
Ingrid Lochelt	2003
Liz Love	1999
Monique Lovell	2001

M

Emily Marks	2004-05
Morgan Marr	2000-02
Shanna Martini	1999
Stephanie Martino	2014-16
Alex Martens	2017-2020
Brooke Marnitz	2004-07
Amber Matousek	2007-10
Morgan McCallum	2017
Katie McCarty	2006-09
Lori Melchi	2003-06
Rachael Metzger	2015-18
Audrey Meyer	2007-08
Megan Miller	2006
Kierston Moore	2017
Susan Moore	1997-98
Destinee Mordecai	2007-10

N

Jessica Nance	2002-05
Vanessa Nesby	2021-Pres.
Amber Nix	2005

Kelsey Nunley	2013-16
---------------------	---------

O

Alice O'Brien	2010-13
Kristen O'Haver	2009

P

Mallory Peyton	2018-Pres.
Lydia Pierce	2006
Meagan Prince	2014-17
Tracie Potts	1999-2000
Gretchen Prugh	2004

R

Sarah Rainwater	2016-19
Briona Rance	2019
Ali Ray	2006
Breanne Ray	2014-17
Katie Reed	2016-19
Erin Rethlake	2015-18
Jessica Rice	2007
Darlington Richardson	2013-15
Rachel Rose	2009-12
Jessica Roy	2010
Annie Rowlands	2008-11
Ashley Ruiz	2017-18

S

Nikki Sagermann	2013-16
Sylver Samuel	2013-16
Jenny Schaper	2016-19
Stephaine Schoonover	2021-Pres.
Megan Schorman	2019-2021
Jenny Sibert	2004-07
Erika Silence	2009-12
Ansley Smith	2013-16
Krystal Smith	2011-14
Natalie Smith	2007-10
Rylea Smith	2020-Pres.
Shannon Smith	2014-17
Sarah Snider	1997-2000
Tatum Spangler	2019-Pres.
Larissa Spellman	2017-2020
Maisie Steed	2013-16
Miranda Stoddard	2020-Pres.
Christian Stokes	2013-16
Joy Sutton	2001

T

Stephanie Thompson	1998
Erica Thulen	2021-Pres.
Bethany Todd	2018
Jessica Trueblood	2006

V

Bailey Vick	2017-2020
Marie Vida	2001

W

Kristi Warneke	2005
Ellen Weaver	2011-13
Bethany Wiegand	1999
Crystalie Wolfe	2003-04

Y

Megan Yocke	2008-11
Jennifer Young	2007-10



ALL-TIME JERSEY NUMBERS

#00

Tekiya Garr-Carter.....	2019-2020
Natalie Smith.....	2007-10
Jacqueline Haynes.....	1997-98

#1

Miranda Stoddard.....	2020-Pres.
Sarah Rainwater.....	2016-19
Rachel Riley.....	2011-12
Amber Matousek.....	2007-10
Megan Miller.....	2006
Megan Brooks.....	2002-04
Marie Vida.....	2001

#2

Bailey Vick.....	2017-2020
Sylvester Samuel.....	2013-16
Chanda Bell.....	2009-12
Jenny Sibert.....	2005-07

#3

Grace Baalman.....	2018-Pres.
Shannon Smith.....	2014-2017
Ginny Carroll.....	2011-12
Aimee Currier.....	2009
Jessica Rice.....	2007
Jessica Trueblood.....	2006
Brooke Marnitz.....	2004-05
Andrea Eilertson.....	1999-2002

#4

Renee Abernathy.....	2019-Pres.
Haley Andrus.....	2015-16
Macy Allen.....	2009-12
Audrey Meyer.....	2007-08
Nikki Jones.....	2000-03

#5

Tatum Spangler.....	2019-Pres.
Meagan Prince.....	2014-2017
Lindsay Griggs.....	2012
Gina Florence.....	2004-07
Bobbi Darretta.....	2003
Angie Dal Pozzo.....	1999-2002
Stephanie Thompson.....	1998
Michelle Brown.....	1997

#6

Victoria Fragoso.....	2021-Pres.
Jenny Schaper.....	2016-19
Katie McCarty.....	2006-09
Amber Nix.....	2005

#7

Autumn Humes.....	2018-Pres.
Morgan McCallum.....	2017
Maisie Steed.....	2013-16
Kristen O'Haver.....	2009
Alli Eckman.....	2005-07
Elie Anderson.....	2004
Brook Bowman.....	2002-04
Tiffany Kruse.....	1997-2001

#8

Briona Rance.....	2019
Erin Rethlake.....	2015-2018
Katie Henderson.....	2013
Ashleigh Gustafson.....	2009-12
Samantha Allen.....	2006-08
Amber Janneck.....	2004-05
Michelle Hall.....	2003
Meghan Cooper.....	2002
Tracie Potts.....	1999-2000
Monique Lovell.....	2001
Leslie Kwiatkowski.....	1998
Suzanne Kopolos.....	1997

#9

Lauren Johnson.....	2018-Pres.
Breanne Ray.....	2014-2017
Alice O'Brien.....	2010-13
Savannah Mitcham.....	2004
Jamie Dardis.....	2000-02
Liz Love.....	1999
Kolleen Fitzgerald.....	1997

#10

Olivia Ward.....	2019
Christian Stokes.....	2013-16
Meagan Aull.....	2008-2011

Ashley Fertic.....	2004-07
Leslie Floyd.....	2002
Sarah Snider.....	1997-2000

#11

Vanessa Nesby.....	2021-Pres.
Abbey Cheek.....	2016-19
Krystal Smith.....	2011-14
Rachel Riley.....	2009-10
Becky Bishop.....	2007-08
Ali Ray.....	2006
Callie Kovacs.....	2004-05
Becky Abner.....	2003
Jennifer Howland.....	1999-2002
Andrea Goeprich.....	1997

#12

Megan Yocke.....	2008-2011
Lydia Pierce.....	2006
Rachel Friberg.....	2001-04
Sandi Dengler.....	1999-2000
Amy Anderson.....	1998
Brooke Tilley.....	1997

#13

Mallory Peyton.....	2018-Pres.
Griffin Joiner.....	2012-15
Destinee Mordecai.....	2007-10
Susan Moore.....	1997-98

#14

Jaci Babbs.....	2019-Pres.
Brittany Cervantes.....	2009-12
Emily Marks.....	2004-05
Lyndsey Angus.....	2000-03
Susan Messmer.....	1999
Crystal Grace.....	1997-98

#15

Kara Dill.....	2010-13
Brooke Marnitz.....	2006-07
Jessica Nance.....	2002-05
Joy Sutton.....	2001
Bethany Foster.....	1999
Lindsay Houser.....	1997-98

#16

Aubrey Lamar.....	2011-12
Elizabeth Fadde.....	2006-07

#17

Sloan Gayan.....	2020-Pres.
Bethany Todd.....	2018
Annie Rowlands.....	2008-2011
Kristen Cochran.....	2005

#18

Amanda Allen.....	2012
Molly Johnson.....	2007-10
Gretchen Prugh.....	2004
Kathleen Biondi.....	2003
Julie Castelli.....	2002
Leslie Kwiatkowski.....	1998-2001
Melissa Leto.....	1997-98

#19

Rylea Smith.....	2020-Pres.
Kelsee Henson.....	2016-19
Lauren Cumbess.....	2011-14
Allie Jest.....	2009
Meghan Cooper.....	2003-06
Morgan Marr.....	2000-02
Bethany Wiegand.....	1999
Courtney Woodrow.....	1997

#20

Erica Thulen.....	2021-Pres.
Maclai Branson.....	2019.

#21

Erin Coffel.....	2021-Pres.
Hannah Huffman.....	2016-2018
Emily Jolly.....	2011-14
Jessica Adkins.....	2009-10
Megan Jolly.....	2007-08
Megan Glenn.....	2003-06
Sandi Dengler.....	2001-02
Michelle Bucci.....	1997-2000

#22

Kierston Moore.....	2017
Samantha DeMartine.....	2008-2011
Katie Campbell.....	2004-07
Ingrid Lochelt.....	2003
Whitney Glass.....	1999

#23

Stephanie Schoonover.....	2021-Pres.
Katie Reed.....	2016-19
Jessica Rose.....	2010
Jenny Sibert.....	2004
Amanda Brown.....	2002
Shanna Martini.....	1999
Meredith Sales.....	1997

#24

Emma Boitnott.....	2020-Pres.
Kennedy Cowden.....	2019
Madison Kearschner.....	2016-2017
Kara Howard.....	2012-15

#25

Emmy Blane.....	2020-Pres.
Brooklin Hinz.....	2015-18
Erika Silence.....	2009-12
Samantha Allen.....	2005

#26

Meghan Schorman.....	2019-2021
Stephanie Martino.....	2014-16
Ellen Weaver.....	2011-13
Ashley Dimkich.....	2005-08

#27

Emily Gaines.....	2011-14
-------------------	---------

#28

Ashley Ruiz.....	2017-2018
Jennifer Young.....	2007-10
Lori Melchi.....	2003-06
Beth Fogle.....	1999-2002
Jackie Elston.....	1998

#29

Amy Kendall.....	2003-06
Keary Camunas.....	1997-2000

#30

Larissa Spellman.....	2017-2020
Ginny Carroll.....	2013-14

#32

Lindsay Brogdon.....	2006-08
Kristi Warneke.....	2005

#33

Alex Martens.....	2017-2020
Kelsey Nunley.....	2013-16
Crystalie Wolfe.....	2003-04
Colleen Boddy.....	1999-2000
Lori Horner.....	1997-98

#34

Cassie Lindmark.....	2020-Pres.
-----------------------------	-------------------

#42

Brynlee Bigelow.....	2017
Ansley Smith.....	2013-16

#43

Darlington Richardson.....	2013-15
----------------------------	---------

#44

Gabi Deters.....	2020
Rachael Metzger.....	2015-2018
Sarah Frazer.....	2011-14

#77

Meeko Harrison.....	2021-Pres.
Nikki Sagermann.....	2013-16

#88

Kaila Johnson.....	2017-2018
--------------------	-----------

#99

Kayla Kowalik.....	2019-Pres
---------------------------	------------------



#1 Miranda Stoddard



Anaheim, Calif./Orange Lutheran HS




Sophomore / History



UTL



Bats: R / Throws: R



2021:

- * Hits in eight of the last 11 games
- * 5-0 in the circle this season with wins over Campbell, Florida International, Florida Atlantic, Coastal Carolina and Eastern Kentucky.
- * Scored a run in each of Kentucky's first five games, logging a hit in three of those games
- * Will play 3B when not pitching

Category	Season High (Last)	Career High (Last)
At-Bats	4, five times, last vs. Texas A&M (5/1/21)	4, five times, last vs. Texas A&M (5/1/21)
Runs	2, three times, last vs. New Mexico State (2/27/21)	2, four times, last vs. New Mexico State (2/27/21)
Hits	3 vs. Campbell (2/20/21)	3 vs. Campbell (2/20/21)
RBI	4 vs. Campbell (2/20/21)	4, twice, last vs. Campbell (2/20/21)
Walks	2, four times, last vs. Auburn (4/17/21)	2, four times, last vs. Auburn (4/17/21)
Stolen Bases	-	-
Hitting Streak (current)	6 (2)	6 (2021)

CAREER STATS

Year	ERA	W	L	App	GS	CG	SHO	CBO	SV	IP	H	R	ER	BB	SO	2B	3B	HR	BF	B/Avg	WP	HBP	BK	SFA	SHA
2020	4.12	2	0	7	2	1	0	0	1	17.0	18	11	10	3	11	3	0	6	7	.257	1	0	0	0	0
2021	3.17	5	0	19	3	0	0	1	1	53.0	70	30	24	9	23	9	0	5	236	.318	3	1	0	1	5
TOTAL	3.40	7	0	26	5	1	0	1	2	70.0	88	41	34	12	34	12	0	11	309	.303	4	1	0	1	5
Year	AVG	GP	GS	AB	R	H	2B	3B	HR	RBI	TB	SLG%	BB	HBP	SO	GDP	OB%	SF	SH	SB	ATT	PO	A	E	FLD%
2020	.333	18	7	21	7	7	2	0	1	8	12	.571	5	2	4	0	.483	1	0	0	0	13	14	4	.871
2021	.208	55	53	130	24	27	4	0	8	26	55	.423	21	2	26	1	.325	1	5	1	1	46	101	10	.936
TOTAL	.225	73	60	151	31	34	6	0	9	34	67	.444	26	4	30	1	.350	2	5	1	1	59	115	14	.926



#3 Grace Baalman



Hardin, Illinois / Calhoun HS



Senior / Art Studio



P



Bats: R / Throws: R

2018 All-SEC Freshman Team



2021:

- * 11-3 on the season in the circle, with NCAA Regionals wins over Northwestern and a shutout of Notre Dame in the Regional Final.
- * Has allowed three hits or less in 19 of her 28 pitching appearances this season
- * Set a new career high with four RBI in a game vs. Samford in February at the plate
- * Her 4-0 start to the season was the best start of her career at Kentucky
- * Team Captain

Pitching Category	Season High (Last)	Career High (Last)
Innings	6.2 vs. Western Kentucky (3/24/21)	10.1 vs. Arizona State (2/15/20)
Strikeouts	7, twice, last vs. Morehead St. (3/31/21)	11 vs. Arizona State (2/15/20)
Wins	11	14 (2019)
Appearances	28	33 (2019)
At-Bats	4, three times, last vs. Georgia (4/12/21)	4, three times, last vs. Georgia (4/12/21)
Runs	1, seven times, last vs. Morehead State (3/31/21)	1, 10 times, last vs. Morehead State (3/31/21)
Hits	2, three times, last vs. Georgia (4/12/21)	2, three times, last vs. Georgia (4/12/21)
RBI	4 vs. Samford (2/12/21)	4 vs. Samford (2/12/21)
Walks	2, twice, last vs. Morehead State (3/31/21)	2, twice, last vs. Morehead State (3/31/21)
Stolen Bases	-	-
Hitting Streak (current)	4 games (0)	4 games (2021)

CAREER STATS

Year	ERA	W	L	App	GS	CG	SHO	CBO	SV	IP	H	R	ER	BB	SO	2B	3B	HR	BF	B/Avg	WP	HBP	BK	SFA	SHA
2018	2.72	14	9	31	20	10	3	0	1	136.1	136	65	53	48	98	27	3	9	597	.258	11	9	0	3	10
2019	2.72	10	10	34	22	10	4	1	0	141.2	131	77	55	66	102	25	5	22	636	.237	12	12	0	2	4
2020	3.54	3	2	8	2	1	0	1	0	29.2	26	23	15	23	31	5	0	5	144	.241	2	5	0	3	5
2021	3.17	11	3	28	17	3	0	3	2	92.2	82	51	42	47	50	13	1	14	419	.234	4	12	0	4	5
TOTAL	2.89	38	24	101	61	24	7	5	3	400.1	375	216	165	184	281	70	9	50	1796	.244	29	38	0	12	24
Year	AVG	GP	GS	AB	R	H	2B	3B	HR	RBI	TB	SLG%	BB	HBP	SO	GDP	OB%	SF	SH	SB	ATT	PO	A	E	FLD%
2018	.125	18	13	24	0	3	0	0	0	2	3	.125	1	0	7	0	.160	0	1	0	0	4	37	0	1.000
2019	.200	36	22	15	1	3	0	0	0	2	3	.200	2	0	4	0	.294	0	0	0	0	1	30	2	.939
2020	.188	8	4	16	1	3	1	0	1	3	7	.438	2	0	5	0	.263	1	1	0	0	1	2	0	1.000
2021	.256	42	32	90	7	23	0	0	5	18	38	.422	16	0	17	0	.364	1	1	0	0	5	20	1	.962
TOTAL	.221	104	71	145	9	32	1	0	6	25	51	.352	21	0	33	0	.315	2	3	0	0	11	89	3	.971



#4 Renee Abernathy



Springfield, Illinois / Sacred Heart Griffin HS



Junior / Health Human Science (Physician Asst.)



OF



Bats: L / Throws: L

- NFCA Third Team All-Region (OF)



- 2021:**
- * UK's leading hitter in the NCAA Regional, with a .500 average 7 hits, 3 doubles, a HR, 3 RBI and a walk
 - * 14 multi-hit games this year, including two two-run HR games.
 - * 22 extra-base hits this season, with 19 of those coming in RBI situations
 - * Had a career weekend for Kentucky on opening weekend of the 2021 season, knocking in six runs and hitting .636 in her debut in the No. 3 hole in Kentucky's lineup for 2021 against Samford.
 - * Hit a home run in the bottom of the seventh to pull UK to within one run at 4-3 vs. Alabama, as UK went on to win 5-4 in eight innings
 - * One of UK's most improved players from 2020 to 2021, specifically offensively.
 - * Career-high six-game hitting streak snapped at Auburn in game two.
 - * Set single-game career highs in batting average, at bats, runs, hits, RBI and stolen bases during the course of the three-game weekend vs. Samford

Category	Season High (Last)	Career High (Last)
At-Bats	4, 14 times, last vs. Northwestern (5/22/21)	4, 14 times, last vs. Northwestern (5/22/21)
Runs	3 vs. UNC Greensboro (2/19/21)	3 vs. UNC Greensboro (2/19/21)
Hits	3, seven times, last vs. Northwestern (5/22/21)	3, seven times, last vs. Northwestern (5/22/21)
RBI	4, twice, last vs. LSU (4/23/21)	4, twice, last vs. LSU (4/23/21)
Walks	2, twice, last vs. Florida (3/13/21)	2, three times, last vs. Florida (3/13/21)
Stolen Bases	1, six times, last vs. Texas A&M (5/2/21)	1, six times, last vs. Texas A&M (5/2/21)
Hitting Streak (current)	6 games (1)	6 games (2021)

CAREER STATS

Year	AVG	GP	GS	AB	R	H	2B	3B	HR	RBI	TB	SLG%	BB	HBP	SO	GDP	OB%	SF	SH	SB	ATT	PO	A	E	FLD%
2019	.000	12	2	6	1	0	0	0	0	0	0	.000	2	0	4	0	.250	0	0	0	0	0	0	0	.000
2020	.235	22	6	34	7	8	2	0	1	9	13	.382	6	1	6	0	.366	0	0	0	5	0	1	1	.833
2021	.358	57	56	165	31	59	9	2	11	46	105	.636	15	10	23	0	.431	5	2	6	8	59	1	1	.984
TOTAL	.327	91	64	205	39	67	11	2	12	55	118	.576	23	11	33	0	.414	5	2	6	8	64	1	2	.970



#5 Tatum Spangler



Henderson, Nevada / Coronado HS



Junior / Animal Sciences (Veterinary)



INF/OF/P



Bats: L / Throws: L



- Nevada Preps Softball Player of the Year in 2018
- Nevada Preps Pitcher of the Year for the Sunrise Region in 2018 and 2017
- Helped Coronado High School to a Southeast Division championship in her freshman season and a third-place finish in the State Championships her junior year.
- First Team All-State the last 3 years and second team her freshman year

2021:

- * UK's top hitter (AVG) in the series vs. #3 Alabama, hitting .444 on the weekend with four hits, a double and a walk in her 10 plate appearances.
- * Scored the game-winning run vs. Alabama to clinch the series, scoring from third with the bases loaded and one out on a play at the plate.
- * Had a career-high 11-game hit streak that spanned April 11-25, including nine SEC games.
- * Six games this year scoring 2+ runs, including a career-high tying three vs. New Mexico State at THE Spring Games and vs. ECU on April 14.
- * Hit .357 in the NCAA Lexington Regional with two doubles and her second HR of the season.

Category	Season High (Last)	Career High (Last)
At-Bats	5 vs. Georgia (4/11/21)	5 vs. Georgia (4/11/21)
Runs	3, three times, last vs. ECU (4/14/21)	3, three times, last vs. ECU (4/14/21)
Hits	3, four times, last vs. ECU (4/14/21)	3, four times, last vs. ECU (4/14/21)
RBI	3 vs. ECU (4/14/21)	3 vs. ECU (4/14/21)
Walks	2 vs. Northwestern (5/22/21)	2 vs. Northwestern (5/22/21)
Stolen Bases	1, three times, last vs. Notre Dame (5/22/21)	1, four times, last vs. Notre Dame (5/22/21)
Hitting Streak (current)	11 games (2)	11 games (2021)
Innings	6.0 vs. Stetson (2/27/21)	6.0 vs. Stetson (2/27/21)
Strikeouts	7 vs. NC Central (2/20/21)	7 vs. NC Central (2/20/21)
Wins	4	4 (2019, 2021)

CAREER STATS

Year	AVG	GP	GS	AB	R	H	2B	3B	HR	RBI	TB	SLG%	BB	HBP	SO	GDP	OB%	SF	SH	SB	ATT	PO	A	E	FLD%
2019	.188	41	9	16	8	3	1	0	0	3	4	.250	1	0	4	0	.222	1	1	0	0	17	3	3	.870
2020	.286	21	19	49	13	14	5	0	1	4	22	.449	4	1	8	1	.352	0	1	1	1	7	5	0	1.000
2021	.354	56	51	147	37	52	12	2	2	22	74	.503	7	0	21	0	.369	6	7	3	5	85	9	7	.931
TOTAL	.325	118	79	212	58	69	18	2	3	29	100	.472	12	1	33	1	.353	7	9	4	6	109	17	10	.926
Year	ERA	W	L	App	GS	CG	SHO	CBO	SV	IP	H	R	ER	BB	SO	2B	3B	HR	BF	B/Avg	WP	HBP	BK	SFA	SHA
2019	3.73	4	1	10	4	2	1	1	0	20.2	20	11	11	12	17	4	1	0	99	.238	4	3	0	0	0
2020	4.94	0	1	7	3	0	0	1	0	11.1	10	10	8	7	12	1	0	2	55	.227	2	2	0	1	1
2021	2.44	4	3	9	6	1	0	1	0	28.2	22	13	10	10	25	4	0	1	127	.200	2	5	0	1	1
TOTAL	3.35	8	5	26	13	3	1	3	0	60.2	52	34	29	29	54	9	1	3	281	.218	8	10	0	2	2



#6 Victoria Fragoso



La Mirada, California / Orange Lutheran HS




Freshman / Undeclared



INF



Bats: R/ Throws: R



2021:

* Logged her first-career RBI vs. Stetson on Feb. 28

* Has hits in three of her seven career at bats

Category	Season High (Last)	Career High (Last)
At-Bats	1, five times, last vs. Alabama (3/27/21)	1, five times, last vs. Alabama (3/27/21)
Runs	-	-
Hits	1, three times, last vs. Dayton (3/20/21)	1, three times, last vs. Dayton (3/20/21)
RBI	1 vs. Stetson (2/28/21)	1 vs. Stetson (2/28/21)
Walks	-	-
Stolen Bases	-	-
Hitting Streak (current)	3 games (3)	3 games (2021)

CAREER STATS

Year	AVG	GP	GS	AB	R	H	2B	3B	HR	RBI	TB	SLG%	BB	HBP	SO	GDP	OB%	SF	SH	SB	ATT	PO	A	E	FLD%
2021	.429	10	0	7	0	3	0	0	0	1	3	.429	0	1	2	0	.500	0	0	0	0	2	3	1	.833
TOTAL	.429	10	0	7	0	3	0	0	0	1	3	.429	0	1	2	0	.500	0	0	0	0	2	3	1	.833



#7 Autumn Humes



Bald Knob, Arkansas / Harding University (AR)



Senior-5 / Kinesiology



INF/P



Bats: R / Throws: R



- 2017 NCAA Division II Freshman of the Year (Harding University)
- SEC Pitcher of the Week (3/12/19)
- 2019 SEC All-Tournament Team member
- SEC Pitcher of the Week (5/4/21)
- NFCA Second Team All-Region (P)

2021:

- * Has 22 wins on the season, becoming the second pitcher in program history to have at least 22 wins in a single season (Kelsey Nunley accomplished the feat twice, in 2013 (27) and 2014 (30)).
- * 65-pitch complete game shutout vs. Notre Dame in the 1-0 vs. 2-1 game of the NCAA Lexington Regional.
- * 15-5 start was the third-best through 20 decisions in UK Softball history. 15 wins ties a personal single-season high (2019)
- * Autumn Humes is the third Kentucky player in program history to pitch at least 100 innings and hit at least six home runs in the same season (Rachel Riley in 2011 and 2012; Lauren Cumbess in 2013)
- * 14 complete games, including a series-evening GC vs. #3 Alabama on March 28, where she held Alabama to two runs on six hits. Six complete games since April 11, with all coming in SEC play or the NCAA Tournament.
- * Moved up to fifth all-time at UK win 51 career wins.
- * The third Kentucky player in program history to pitch at least 100 innings and hit at least six home runs in the same season (Rachel Riley in 2011 and 2012; Lauren Cumbess in 2013)

Category	Season High (Last)	Career High (Last)
At-Bats	5 vs. Samford (2/13/21)	5 vs. Samford (2/13/21)
Runs	1, 12 times, last vs. Notre Dame (5/23/21)	2 vs. Boise State (2/14/20)
Hits	3 vs. Samford (2/13/21)	3 vs. Samford (2/13/21)
RBI	4 vs. UNC Greensboro (2/19/21)	4, three times, last vs. UNC Greensboro (2/19/21)
Walks	1, eight times, last vs. South Carolina (5/8/21)	1, 16 times, last vs. South Carolina (5/8/21)
Stolen Bases	-	1, vs. Oregon (2/16/19)
Hitting Streak (current)	4 (2)	4 (2020, 2021)
Innings	7.1 vs. Florida (3/14/21)	11.1 vs. Auburn (3/24/18)
Strikeouts	11 vs. Texas A&M (4/30/21)	11 vs. Texas A&M (4/30/21)
Wins	22	22 (2021)

CAREER STATS

Year	AVG	GP	GS	AB	R	H	2B	3B	HR	RBI	TB	SLG%	BB	HBP	SO	GDP	OB%	SF	SH	SB	ATT	PO	A	E	FLD%
2018	.217	21	10	23	2	5	2	0	1	1	10	.435	2	0	7	0	.280	0	0	0	0	8	21	1	.967
2019	.190	41	26	42	3	8	1	0	0	3	9	.214	2	0	6	1	.227	0	0	1	1	10	39	2	.961
2020	.300	14	8	30	6	9	2	0	4	15	23	.767	4	0	6	0	.382	0	0	0	0	1	7	0	1.000
2021	.262	49	42	126	12	33	3	1	6	17	56	.444	8	0	24	2	.301	2	3	0	1	5	48	2	.964
TOTAL	.249	125	86	221	23	55	8	1	11	36	98	.443	16	0	43	3	.297	2	3	1	2	24	115	5	.965
Year	ERA	W	L	APP	GS	CG	SHO	CBO	SV	IP	H	R	ER	BB	SO	2B	3B	HR	BF	B/AVG	WP	HBP	BK	SFA	SHA
2018	3.26	9	7	25	16	7	3	0	1	103.0	98	55	48	34	72	19	3	11	439	.251	5	6	0	0	9
2019	3.22	15	11	33	23	12	3	0	2	150.0	156	81	69	38	84	29	2	19	647	.264	5	9	0	3	7
2020	3.19	5	0	8	5	3	1	0	0	37.1	39	24	17	11	21	11	1	6	167	.258	2	1	0	1	3
2021	2.25	22	8	39	29	14	4	1	2	177.0	162	78	57	52	146	27	2	21	756	.235	5	8	0	1	5
TOTAL	2.86	51	26	105	73	36	11	1	5	467.1	455	238	191	135	323	86	8	57	2009	.250	17	24	0	5	24



#9 Lauren Johnson



Owensboro, Kentucky / Daviess HS



Senior / Integrated Strategic Communication



UTL



Bats: L / Throws: R



- 2015 Kentucky Region Three Player of the Year and Tournament MVP
- 2017 Kentucky All-State Academic

2021:

- * 18 multi-hit games this season
- * 11 games this year with multi-RBI's, including four games with 3+ RBI
- * Had a hit in all three games vs. Alabama
- * Moves between second base and right or left field defensively. Can also play SS, as that's where she played in 2020
- * Captain

Category	Season High (Last)	Career High (Last)
At-Bats	5 at Florida (3/14/21)	5, three times, last at Florida (3/14/21)
Runs	4 vs. NC Central (2/20/21)	4 vs. NC Central (2/20/21)
Hits	3, four times, last vs. Pitt (3/4/21)	3, eight times, last vs. Pitt (3/4/21)
RBI	4, twice, last vs. Georgia (4/11/21)	4, four times, last vs. Georgia (4/11/21)
Walks	2 vs. NC Central (2/20/21)	3, vs. Indiana (3/14/18)
Stolen Bases	2, six times, last vs. WKU (3/24/21)	2, seven times, last vs. WKU (3/24/21)
Hitting Streak (current)	9 (0)	11 (2019)

CAREER STATS

Year	AVG	GP	GS	AB	R	H	2B	3B	HR	RBI	TB	SLG%	BB	HBP	SO	GDP	OB%	SF	SH	SB	ATT	PO	A	E	FLD%
2018	.242	56	38	99	20	24	2	1	1	17	31	.313	22	4	23	0	.394	2	0	6	9	14	3	0	1.000
2019	.345	59	56	148	39	51	14	2	3	21	78	.527	21	1	22	0	.429	0	3	6	8	27	0	2	.931
2020	.323	24	22	65	16	21	3	1	3	17	35	.538	13	3	10	0	.457	0	1	3	5	28	38	7	.904
2021	.350	57	57	183	40	64	11	4	0	42	83	.454	20	2	21	0	.417	1	4	12	16	88	43	7	.949
TOTAL	.323	196	173	495	115	160	30	8	7	97	227	.459	76	10	76	0	.421	3	8	27	38	157	84	16	.938



#12 Vanessa Nesby



Corona, California / Santiago HS



Sophomore / Journalism



OF



Bats: L / Throws: R



2021:

- * One of UK's top pinch runners off the bench
- * Speedy slapper
- * Scored a run in 13 on her 33 appearances
- * Had an RBI triple to left center vs. Morehead State, her second-career extra-base hit.

Category	Season High (Last)	Career High (Last)
At-Bats	2 vs. Morehead State (3/31/21)	2 vs. Morehead State (3/31/21)
Runs	1, 13 times, last vs. Notre Dame (5/23/21)	1, 13 times, last vs. Notre Dame (5/23/21)
Hits	1, twice, last vs. Morehead State (3/31/21)	1, twice, last vs. Morehead State (3/31/21)
RBI	1 vs. Morehead State (3/31/21)	1 vs. Morehead State (3/31/21)
Walks	-	-
Stolen Bases	1, twice, last vs. Alabama (3/28/21)	1, twice, last vs. Alabama (3/28/21)
Hitting Streak (current)	2 games (0)	2 games (2021)

CAREER STATS																									
Year	AVG	GP	GS	AB	R	H	2B	3B	HR	RBI	TB	SLG%	BB	HBP	SO	GDP	OB%	SF	SH	SB	ATT	PO	A	E	FLD%
2021	.500	33	0	4	13	2	1	1	0	1	5	1.250	0	0	1	0	.500	0	0	2	2	4	0	2	.667
TOTAL	.500	33	0	4	13	2	1	1	0	1	5	1.250	0	0	1	0	.500	0	0	2	2	4	0	2	.667



#13 Mallory Peyton



Madisonville, Kentucky / Madisonville HS



Senior / Health Human Science (Optometry)



INF



Bats: R / Throws: R

SEC Freshman of the Week (5/7/18)



2021:

- * Suffered a hand injury on March 28 vs. Alabama off a HBP to her throwing (R) hand. She missed two and a half weeks before returning to defense, and three and a half weeks before getting back in the lineup to hit.
- * Had a hit in four of the five games of the NCAA Lexington Regional
- * Led the NCAA and SEC with 11 home runs in 2020 before the season was shut down on March 12, 2020
- * 12 home runs this season, including two vs. Coastal Carolina on March 7.
- * Hit a walk-off HR in the bottom of the eighth inning vs. South Carolina on her Senior Day to sweep the Gamecocks
- * 15 multi-RBI games this season, including a career-high five vs. Coastal Carolina
- * 15 doubles to lead all Wildcats, including two in the NCAA Lexington Regional
- * Had a HR in three-straight games (Samford 2/12; Samford 2/13; UNCG 2/19)
- * Captain

Category	Season High (Last)	Career High (Last)
At-Bats	4, 12 times, last vs. Notre Dame (5/23/21)	5, three times, last vs. Florida International (2/28/20)
Runs	3 vs. NC Central (2/20/21)	4 vs. Florida International (2/28/20)
Hits	4 vs. NC Central (2/20/21)	4 vs. NC Central (2/20/21)
RBI	5 vs. Coastal Carolina (3/7/21)	5, twice, last vs. Coastal Carolina (3/7/21)
Walks	2, twice, last vs. Texas A&M (5/1/21)	3 vs. Murray State (3/3/19)
Stolen Bases	1, three times, last vs. Florida Atlantic (2/27/21)	1, eight times, last vs. Florida Atlantic (2/27/21)
Hitting Streak (current)	4 games (4)	6 (2019)

CAREER STATS

Year	AVG	GP	GS	AB	R	H	2B	3B	HR	RBI	TB	SLG%	BB	HBP	SO	GDP	OB%	SF	SH	SB	ATT	PO	A	E	FLD%
2018	.260	52	36	96	22	25	6	0	7	27	52	.542	10	2	28	0	.339	1	5	2	4	112	11	1	.992
2019	.243	59	59	152	30	37	7	0	13	40	83	.546	20	13	40	0	.372	3	6	2	2	399	6	10	.976
2020	.379	24	24	66	24	25	4	1	11	35	64	.970	10	10	12	0	.517	1	3	1	3	144	8	3	.981
2021	.308	50	49	143	27	44	15	0	12	50	95	.664	11	9	26	1	.383	4	1	3	3	348	7	3	.992
TOTAL	.287	185	168	457	103	131	32	1	43	152	294	.643	51	34	106	1	.392	9	15	8	12	1003	32	17	.984

#14 Jaci Babbs



Sturgis, Kentucky / Union Co. HS



Junior / Mathematical Economics



OF



Bats: L / Throws: R



- First Team All-State (KY)
- Union Co. HS to four-straight District championships
- Four-time KY Golden Glove winner (HS)

2021:

- * Slapper
- * Suffered a broken hand in practice leading up to the NCAA Regionals. She will only be used as a runner until the injury heals.
- * One of UK's best pinch runners, and also a terrific bunter
- * Scored seven runs this season
- * Primarily will play the corner outfield positions when in the game on defense

Category	Season High (Last)	Career High (Last)
At-Bats	3, twice, last vs. Louisville (4/21/21)	3, three, last vs. Louisville (4/21/21)
Runs	1, seven times, last vs. Notre Dame (5/23/21)	2, three times, last vs. Florida International (2/28/20)
Hits	1, four times, last vs. Louisville (4/21/21)	3 vs. Florida International (2/28/20)
RBI	1 vs. ECU (4/14/21)	2 vs. Detroit (2/16/20)
Walks	2 vs. New Mexico State (2/27/21)	2 vs. New Mexico State (2/27/21)
Stolen Bases	1 vs. Pitt (3/4/21)	1, nine times, last vs. Pitt (3/4/21)
Hitting Streak (current)	1 (0)	3 (2020)

CAREER STATS

Year	AVG	GP	GS	AB	R	H	2B	3B	HR	RBI	TB	SLG%	BB	HBP	SO	GDP	OB%	SF	SH	SB	ATT	PO	A	E	FLD%
2019	.000	53	0	1	28	0	0	0	0	0	0	.000	0	0	0	0	.000	0	0	4	8	0	0	0	.000
2020	.348	19	8	23	15	8	1	0	0	3	9	.391	3	0	6	0	.423	0	0	4	5	6	0	0	1.000
2021	.148	37	8	27	7	4	1	0	0	1	5	.185	6	1	6	0	.324	0	2	1	3	3	1	1	.800
TOTAL	.235	109	16	51	50	12	2	0	0	4	14	.275	9	1	12	0	.361	0	2	9	16	9	1	1	.909



#17 Sloan Gayan



Ottawa, Illinois / Ottawa Township HS




Sophomore / Kinesiology



UTL



Bats: R / Throws: R



2021:

- * Dropped hitting to focus on being a pitcher in 2021, as she used to do both
- * Picked up the win in the circle vs. NC Central on Feb. 21, allowing 0 runs on one hit in three innings of work
- * Struck out four vs. the NC Central Eagles, a new career high

Category	Season High (Last)	Career High (Last)
Innings	3.0 vs. NC Central (2/21/20)	4.0 vs. Georgia Tech (2/22/20)
Strikeouts	4 vs. NC Central (2/21/20)	4 vs. NC Central (2/21/20)
Appearances	4	4 (2020, 2021)
Wins	1	1 (2020 and 2021)

CAREER STATS

Year	ERA	W	L	APP	GS	CG	SHO	CBO	SV	IP	H	R	ER	BB	SO	2B	3B	HR	BF	B/AVG	WP	HBP	BK	SFA	SHA
2020	4.06	1	0	4	1	0	0	1	0	10.1	8	6	6	4	10	0	0	3	44	.205	2	1	0	0	0
2021	8.00	1	0	4	2	0	0	1	0	7.0	9	8	8	3	5	1	0	2	34	.300	2	1	0	0	0
TOTAL	5.65	2	0	8	3	0	0	2	0	17.1	17	14	14	7	15	1	0	5	78	.246	4	2	0	0	0



#19 Rylea Smith



St. Louis, Missouri / Parkway North HS



Sophomore / Foreign Languages & International Studies



OF



Bats: L / Throws: R



- SEC Newcomer of the Week (3/30/21)
- SEC All-Newcomer Team (2021)

2021:

- * SEC All-Newcomer Team (2021)
- * SEC Newcomer of the Week (3/30/21)
- * 10 multi-hit games this season, including three three-hit games
- * Game-winning hit vs. Northwestern to score two runs.
- * Game-tying HR in the bottom of the seventh vs. #3 Alabama to complete the four-run comeback. She then won the game with a bases-loaded infield single in the bottom of the eighth to clinch the series in her next at bat.
- * SC Top-10 catch vs. Florida in B7th to save game, and then won the game in T9th on RBI single into LF
- * Known for her triple-threat ability. Very fast, can slap, can hit for average, and launched her first-career HR on opening weekend vs. Samford
- * Struck out vs. Pitt on March 4 for the first time in 51-straight AB's dating back to 2020

Category	Season High (Last)	Career High (Last)
At-Bats	4. seven times, last vs. Notre Dame (5/23/21)	5, three times, last vs. Marshall (3/11/20)
Runs	3, twice, last vs. New Mexico State (2/27/21)	4, twice, last vs. Marshall (3/11/20)
Hits	3, three times, last at Florida (3/14/21)	3, 10 times, last at Florida (3/14/21)
RBI	4 vs. Tennessee (4/3/21)	4 vs. Tennessee (4/3/21)
Walks	2 vs. ECU (4/14/21)	2 vs. ECU (4/14/21)
Stolen Bases	1 vs. Stetson (2/28/21)	2 vs. Minnesota (2/9/20)
Hitting Streak (current)	5 games (0)	12 games (2020)

CAREER STATS

Year	AVG	GP	GS	AB	R	H	2B	3B	HR	RBI	TB	SLG%	BB	HBP	SO	GDP	OB%	SF	SH	SB	ATT	PO	A	E	FLD%
2020	.420	24	24	88	29	37	6	1	0	30	45	.511	2	0	12	1	.424	2	0	7	8	12	0	4	.750
2021	.305	50	44	128	35	39	5	0	3	17	53	.414	12	0	19	0	.364	0	0	1	2	29	1	1	.968
TOTAL	.352	74	68	216	64	76	11	1	3	47	98	.454	14	0	31	1	.388	2	0	8	10	41	1	5	.894



#20 Erica Thulen



Erie, Illinois / Erie-Prophetstown HS




Freshman / Management



INF



Bats: R / Throws: R



2021:

- * Has scored 11 runs this season, all in a pinch-running scenario
- * Two walks vs. NC Central
- * Logged an RBI vs. NC Central on Feb. 20 for her first-career run driven in

Category	Season High (Last)	Career High (Last)
At-Bats	1, twice, last vs. Morehead State (3/31/21)	1, twice, last vs. Morehead State (3/31/21)
Runs	1, 11 times, last vs. Louisville (4/21/21)	1, 11 times, last vs. Louisville (4/21/21)
Hits	-	-
RBI	-	-
Walks	2 vs. NC Central (2/20/21)	2 vs. NC Central (2/20/21)
Stolen Bases	1, three times, last vs. Texas A&M (5/1/21)	1, three times, last vs. Texas A&M (5/1/21)
Hitting Streak (current)	0 (0)	0 games (2021)

CAREER STATS

Year	AVG	GP	GS	AB	R	H	2B	3B	HR	RBI	TB	SLG%	BB	HBP	SO	GDP	OB%	SF	SH	SB	ATT	PO	A	E	FLD%
2021	.000	24	0	2	11	0	0	0	0	1	0	.000	2	0	1	0	.500	0	0	3	3	0	0	0	.000
TOTAL	.000	24	0	2	11	0	0	0	0	1	0	.000	2	0	1	0	.500	0	0	3	3	0	0	0	.000



#21 Erin Coffel



Bremen, Indiana / Bremen HS



Freshman / Kinesiology



SS



Bats: R / Throws: R



- NFCA Second Team All-Region (SS)
- Week 1 D1Softball National Freshman of the Week
- Week 2 SEC Freshman of the Week
- Week 12 SEC Freshman of the Week
- Second Team All-SEC
- SEC All-Freshman Team

2021:

- * Second Team All-SEC, SEC All-Freshman Team
- * D1Softball National Freshman of the Week (2/15)
- * SEC Freshman of the Week (2/21)
- * SEC Freshman of the Week (5/4)
- * Has 16 home runs this year, a new freshman UK record.
- * Tied the school record with two HR's and six RBI in a single game vs. New Mexico State at THE Spring Games on Feb. 26. Then did the exact same thing, tying the school single-game HR record and RBI record on April 3 vs. Tennessee.
- * 11 multi-run games this season, and 14 multi-hit games
- * 25 extra-base hits
- * Five of the first six games this season were multi-hit games for Coffel this year

Category	Season High (Last)	Career High (Last)
At-Bats	5, twice, last vs. NC Central (2/20/21)	5, twice, last vs. NC Central (2/20/21)
Runs	3, three times, last vs. Morehead State (3/31/21)	3, three times, last vs. Morehead State (3/31/21)
Hits	4 vs. Samford (2/12/21)	4 vs. Samford (2/12/21)
RBI	6, twice, last vs. Tennessee (4/3/21)	6, twice, last vs. Tennessee (4/3/21)
Walks	2, three times, last vs. Morehead State (3/31/21)	2, three times, last vs. Morehead State (3/31/21)
Stolen Bases	1, three times, last vs. Georgia (4/11/21)	1, three times, last vs. Georgia (4/11/21)
Hitting Streak (current)	10 (0)	10 games (2021)

CAREER STATS

Year	AVG	GP	GS	AB	R	H	2B	3B	HR	RBI	TB	SLG%	BB	HBP	SO	GDP	OB%	SF	SH	SB	ATT	PO	A	E	FLD%
2021	.343	57	57	172	47	59	8	1	16	56	117	.680	24	15	28	1	.458	3	3	4	6	72	128	17	.922
TOTAL	.343	57	57	172	47	59	8	1	16	56	117	.680	24	15	28	1	.458	3	3	4	6	72	128	17	.922



#23 Stephanie Schoonover



Dothan, Alabama / Rehobeth HS



Freshman / Kinesiology



UTL



Bats: R / Throws: R



2021:

- * Hitting pitcher
- * Three of her four outings in the circle have been 2.0 innings
- * Struck out a career-high 2 batters vs. UNCG on Feb. 18

Category	Season High (Last)	Career High (Last)
At-Bats	-	-
Runs	-	-
Hits	-	-
RBI	-	-
Walks	-	-
Stolen Bases	-	-
Hitting Streak (current)	-	-
Innings	2.0, three times, last vs. Pitt (2/4/21)	2.0, three times, last vs. Pitt (2/4/21)
Strikeouts	2 vs. UNC Greensboro (2/19/21)	2 vs. UNC Greensboro (2/19/21)
Wins	-	-

CAREER STATS

Year	AVG	GP	GS	AB	R	H	2B	3B	HR	RBI	TB	SLG%	BB	HBP	SO	GDP	OB%	SF	SH	SB	ATT	PO	A	E	FLD%
2021	.000	3	0	0	0	0	0	0	0	0	0	.000	0	0	0	0	.000	0	0	0	0	0	3	0	1.000
TOTAL	.000	3	0	0	0	0	0	0	0	0	0	.000	0	0	0	0	.000	0	0	0	0	0	3	0	1.000
Year	ERA	W	L	App	GS	CG	SHO	CBO	SV	IP	H	R	ER	BB	SO	2B	3B	HR	BF	B/Avg	WP	HBP	BK	SFA	SHA
2021	1.00	0	0	4	0	0	0	1	0	7.0	6	1	1	34	0	0	0	2	9	.250	0	2	0	0	0
TOTAL	1.00	0	0	4	0	0	0	1	0	7.0	6	1	1	34	0	0	0	2	9	.250	0	2	0	0	0



#25 Emmy Blane



Hopkinsville, Kentucky / Christian Co. HS



Sophomore / Psychology



INF



Bats: R / Throws: R



2021:

- * Great defensive player, as she plays 2B, 3B and SS.
- * Primarily will be the Flex/DFO player for UK
- * Comes from Christain County, the same HS as former UK great Griffin Joiner
- * Moved to 2B after the injury to Mallory Peyton on March 28, and now is starting at second base

Category	Season High (Last)	Career High (Last)
At-Bats	3, twice, last vs. Georgia (4/11/21)	3, seven times, last vs. Georgia (4/11/21)
Runs	1, twice, last vs. South Carolina (5/7/21)	1, four times, last vs. South Carolina (5/7/21)
Hits	1 vs. Georgia (4/11/21)	1, four times, last vs. Georgia (4/11/21)
RBI	-	2 vs. Detroit (2/29/20)
Walks	1, four times, last vs. Georgia (4/11/21)	1, six times, last vs. Georgia (4/11/21)
Stolen Bases	-	-
Hitting Streak (current)	1 (0)	1 (2020, 2021)

CAREER STATS

Year	AVG	GP	GS	AB	R	H	2B	3B	HR	RBI	TB	SLG%	BB	HBP	SO	GDP	OB%	SF	SH	SB	ATT	PO	A	E	FLD%
2020	.111	23	18	27	2	3	0	0	0	3	3	.111	2	0	9	0	.161	2	0	0	0	24	26	2	.962
2021	.042	50	38	24	2	1	0	0	0	0	1	.042	4	0	7	0	.179	0	1	1	1	74	68	9	.940
TOTAL	.078	73	56	51	4	4	0	0	0	3	4	.078	6	0	16	0	.169	2	1	1	1	98	94	11	.946

2021 KENTUCKY SOFTBALL | WEEK 16 | SUPER REGIONALS

#34 Cassie Lindmark



Lyons, Illinois / Marist HS



Sophomore / Social Work



C



Bats: R / Throws: R



2021:

- * Will split time behind the plate this season as a catcher with Kayla Kowalik
- * Had season highs vs. NC Central in AB's, runs, hits, RBI and walks

CAREER STATS

Category	Season High (Last)	Career High (Last)
At-Bats	3 vs. NC Central (2/21/21)	3 vs. NC Central (2/21/21)
Runs	1 vs. NC Central (2/21/21)	1 vs. NC Central (2/21/21)
Hits	1, three times, last vs. NC Central (2/21/21)	1, four times, last vs. NC Central (2/21/21)
RBI	1 vs. NC Central (2/21/21)	1, three times, last vs. NC Central (2/21/21)
Walks	1 vs. NC Central (2/20/21)	1, five times, last 1 vs. NC Central (2/20/21)
Stolen Bases	-	-
Hitting Streak (current)	2 (2)	2 games (2021)

Year	AVG	GP	GS	AB	R	H	2B	3B	HR	RBI	TB	SLG%	BB	HBP	SO	GDP	OB%	SF	SH	SB	ATT	PO	A	E	FLD%
2020	.077	17	8	13	0	1	0	0	0	2	1	.077	4	0	2	0	.294	0	0	0	0	30	1	1	.969
2021	.273	16	13	11	1	3	1	0	0	1	4	.364	1	2	2	0	.429	0	0	1	1	49	2	0	1.000
TOTAL	.167	33	21	24	1	4	1	0	0	3	5	.208	5	2	4	0	.355	0	0	1	1	79	3	1	.988



#77 Meeko Harrison



Fontana, California / Etiwanda HS




Freshman / Kinesiology



INF



Bats: L / Throws: R



2021:

* Walked vs. Stetson for her first time reaching base as a Wildcat at THE Spring Games

* Hit her first-career HR on national TV vs. Morehead State in her third-career at bat on March 31.

Category	Season High (Last)	Career High (Last)
At-Bats	1, five times, last vs. Auburn (4/16/21)	1, five times, last vs. Auburn (4/16/21)
Runs	1 vs. Morehead State (3/31/21)	1 vs. Morehead State (3/31/21)
Hits	1 vs. Morehead State (3/31/21)	1 vs. Morehead State (3/31/21)
RBI	1 vs. Morehead State (3/31/21)	1 vs. Morehead State (3/31/21)
Walks	1 vs. Stetson (2/28/21)	1 vs. Stetson (2/28/21)
Stolen Bases	-	-
Hitting Streak (current)	1 (1)	1 (2021)

CAREER STATS

Year	AVG	GP	GS	AB	R	H	2B	3B	HR	RBI	TB	SLG%	BB	HBP	SO	GDP	OB%	SF	SH	SB	ATT	PO	A	E	FLD%
2021	.200	6	0	5	1	1	0	0	1	2	4	.800	1	0	3	0	.333	0	0	0	0	2	0	0	1.000
TOTAL	.200	6	0	5	1	1	0	0	1	2	4	.800	1	0	3	0	.333	0	0	0	0	2	0	0	1.000



#99 Kayla Kowalik



New Braunsfels, Texas / St. John Paul II HS



Junior / Management & Accounting



UTL



Bats: L / Throws: R



- NFCA First Team All-Region (C)
- Second Team All-SEC (2021)
- 2019 SEC All-Freshman Team
- SEC Freshman of the Week (3/4/19)
- SEC Freshman of the Week (3/19/19)
- 2015, 2016 and 2017 All-District (TX)
- 2015, 2016 and 2017 District Champions (HS)

2021:

- * Leads the NCAA in batting average. Per D1Softball's Graham Hays: Only nine Power 5 players won the batting title in past 40 seasons. List includes Kaitlin Cochran, Lisa Fernandez, Jessica Mendoza, Stacey Nuveman.
- * Set the UK single-game record with five runs scored vs. NC Central on Feb. 20
- * This season, has set school records for consecutive games with a hit (24) runs scored in a season (77) and hits (98)
- * 31 multi-hit games, including 3+ hits in April in 10 of UK's 15 April games. At one point, had nine-straight multi-hit games vs. SEC teams
- * Reached base safely in 37-straight games, breaking the UK school record (31, Abbey Cheek, 2019) vs. Georgia
- * Sister, Gabbie, plays for St. Louis University, and was the NFCA D1 Player of the Week on March 17, 2021.
- * Has scored a run in all but nine games this season and 32 games out of the last 35.
- * UK's lead-off hitter for all 57 games
- * Team captain

Category	Season High (Last)	Career High (Last)
At-Bats	5, four times, last vs. Louisville (4/21/21)	6 at Alabama (4/28/19)
Runs	5 vs. NC Central (2/20/21)	5 vs. NC Central (2/20/21)
Hits	4, three times, last vs. Georgia (4/11/21)	4, five times, last vs. Georgia (4/11/21)
RBI	3, four times, last vs. Stetson (2/28/21)	4 vs. Murray State (3/2/19)
Walks	2, five times, last vs. Texas A&M (4/30/21)	4 vs. Oregon (2/15/19)
Stolen Bases	2, three times, last vs. Eastern Kentucky (4/21/21)	2, four times, last vs. Eastern Kentucky (4/21/21)
Hitting Streak (current)	23 games (0)	23 games (2021)

CAREER STATS

Year	AVG	GP	GS	AB	R	H	2B	3B	HR	RBI	TB	SLG%	BB	HBP	SO	GDP	OB%	SF	SH	SB	ATT	PO	A	E	FLD%
2019	.357	60	59	185	49	66	8	5	0	25	84	.454	29	3	22	0	.452	0	2	14	17	102	7	2	.982
2020	.373	24	24	83	31	31	4	8	0	13	51	.614	11	2	10	0	.458	0	2	11	11	103	3	2	.981
2021	.497	57	57	197	77	98	11	6	12	37	157	.797	25	1	16	0	.554	1	2	22	25	244	12	2	.992
TOTAL	.419	141	140	465	157	195	23	19	12	75	292	.628	65	6	48	0	.495	1	6	47	53	449	22	6	.987



2021 Kentucky Softball
 Statistics Summary for Kentucky (as of May 23, 2021)
 (All games)



Record: 43-14 Home: 16-6 Away: 15-8 Neutral: 12-0 SEC: 13-11

Date	Opponent	Score	Player	avg	gp-gs	ab	r	h	2b	3b	hr	rbi	bb	hbp	so	sb-att
2/12	at Samford	w 4-0	Kayla Kowalik	.497	57-57	197	77	98	11	6	12	37	25	1	16	22-25
2/12	at Samford	w 15-3	Renee Abernathy	.358	57-56	165	31	59	9	2	11	46	15	10	23	6-8
2/13	at Samford	w 12-9	Tatum Spangler	.354	56-51	147	37	52	12	2	2	22	7	0	21	3-5
2/19	at UNC Greensboro	w 7-2	Lauren Johnson	.350	57-57	183	40	64	11	4	0	42	20	2	21	12-16
2/19	at UNC Greensboro	w 14-4	Erin Coffel	.343	57-57	172	47	59	8	1	16	56	24	15	28	4-6
^2/20	vs NC Central	w 20-1	Mallory Peyton	.308	50-49	143	27	44	15	0	12	50	11	9	26	3-3
^2/20	at CAMPBELL	w 11-3	Rylea Smith	.305	50-44	128	35	39	5	0	3	17	12	0	19	1-2
^2/21	vs NC Central	w 14-0	Autumn Humes	.262	49-42	126	12	33	3	1	6	17	8	0	24	0-1
^2/21	vs Mt. St. Mary's	w 10-0	Grace Baalman	.256	42-32	90	7	23	0	0	5	18	16	0	17	0-0
&2/26	vs NM State	w 11-1	Miranda Stoddard	.208	55-53	130	24	27	4	0	8	26	21	2	26	1-1
&2/26	vs Florida Int'l	w 6-5	-----													
&2/27	vs Stetson	w 7-0	Vanessa Nesby	.500	33-0	4	13	2	1	1	0	1	0	0	1	2-2
&2/27	vs NM State	w 10-1	Victoria Fragoso	.429	10-0	7	0	3	0	0	0	1	0	1	2	0-0
&2/28	vs Stetson	w 15-0	Cassie Lindmark	.273	17-13	11	1	3	1	0	0	1	1	2	2	1-1
%3/4	vs Pitt	w 8-1	Meeko Harrison	.200	6-0	5	1	1	0	0	1	2	1	0	3	0-0
%3/4	at Florida Atlantic	w 3-1	Jaci Babbs	.148	37-8	27	7	4	1	0	0	1	6	1	6	1-3
%3/5	vs Illinois State	w 5-4	Emmy Blane	.042	50-38	24	2	1	0	0	0	0	4	0	7	1-1
%3/7	vs Coastal Carolina	w 12-3	Erica Thulen	.000	24-0	2	11	0	0	0	0	1	2	0	1	3-3
%3/7	at Florida Atlantic	w 7-3	Emma Boitnott	.000	4-0	1	2	0	0	0	0	0	1	0	0	0-0
*3/12	at #6 Florida	L 1-3	Meghan Schorman	.000	1-1	0	0	0	0	0	0	0	0	0	0	0-0
*3/13	at #6 Florida	L 1-3	Stephanie Schoono	.000	5-0	0	0	0	0	0	0	0	0	0	0	0-0
*3/14	at #6 Florida	w 4-2	Sloan Gayan	.000	11-10	0	0	0	0	0	0	0	0	0	0	0-0
3/16	EASTERN KENTUCKY	w 6-5	Totals	.328	57	1562	374	512	81	17	76	338	174	43	243	60-77
3/20	DAYTON	w 3-1	Opponents	.244	57	1452	183	355	55	3	44	164	128	30	258	29-33
3/20	DAYTON	w 3-1														
3/24	at WKU	L 1-2														
*3/27	#3 ALABAMA	L 6-11														
*3/28	#3 ALABAMA	w 4-2														
*3/29	#3 ALABAMA	w 5-4	Player	era	w-l	app	gs	cq	sh	sv	ip	h	r	er	bb	so
3/31	MOREHEAD STATE	w 13-1	Autumn Humes	2.25	22-8	39	29	14	4	2	177.0	162	78	57	52	146
*4/2	at #21 Tennessee	L 1-6	Grace Baalman	3.17	11-3	28	17	3	0	2	92.2	82	51	42	47	50
*4/3	at #21 Tennessee	w 13-2	-----													
*4/4	at #21 Tennessee	L 2-6	Meghan Schorman	0.00	0-0	1	0	0	0	0	2.0	0	0	0	1	2
*4/11	#20 GEORGIA	w 11-3	Stephanie Schoono	1.00	0-0	4	0	0	0	0	7.0	6	1	1	3	4
*4/11	#20 GEORGIA	L 8-9	Tatum Spangler	2.44	4-3	9	6	1	0	0	28.2	22	13	10	10	25
*4/12	#20 GEORGIA	L 2-5	Miranda Stoddard	3.17	5-0	19	3	0	0	1	53.0	70	30	24	9	23
4/14	at Eastern Kentucky	w 12-4	Sloan Gayan	4.54	1-0	6	2	0	0	0	12.1	13	10	8	6	8
*4/16	at Auburn	L 3-5	Totals	2.67	43-14	57	57	18	8	5	372.2	355	183	142	128	258
*4/17	at Auburn	L 2-4	Opponents	5.56	14-43	57	57	14	0	2	362.2	512	374	288	174	243
*4/18	at Auburn	w 5-1														
4/21	LOUISVILLE	w 6-5														
*4/23	#15 LSU	w 7-5														
*4/25	#15 LSU	L 7-10														
*4/25	#15 LSU	L 4-10														
*4/30	at Texas A&M	w 5-1	Score by innings			1	2	3	4	5	6	7	8	9	Total	
*5/1	at Texas A&M	w 2-1	Kentucky			71	61	69	64	62	17	24	3	3	374	
*5/2	at Texas A&M	w 5-1	Opponents			25	29	38	15	30	22	23	0	1	183	
*5/7	SOUTH CAROLINA	w 4-3														
*5/8	SOUTH CAROLINA	w 6-3														
*5/8	SOUTH CAROLINA	w 3-2	Win-loss breakouts: Day 32-9; Night 11-5; vs Left 7-1; vs Right 36-13;													
+5/12	vs Georgia	w 3-0	1-run games 9-2; 2-run games 6-4; 5+run games 19-4; Extra inns 5-1; Shutouts 8-0.													
+5/13	at #3 Alabama	L 1-5	Current streak: Won 3; Longest winning streak: 19; Longest losing streak: 2.													
-5/21	NORTHWESTERN	w 3-2	Attendance: Home 9663 (avg 483); Away 9886 (avg 299); Total 19549 (avg 368).													
-5/22	NOTRE DAME	L 3-12														
-5/22	NORTHWESTERN	w 7-2														
-5/23	NOTRE DAME	w 7-0														
-5/23	NOTRE DAME	w 4-0														

* = Conference game
 ^ = Campbell Invit'l (Buies Creek, N.C.)
 & = 2021 Spring Games (Orlando, Fla.)
 % = FAU Tournament (Boca Raton, Fla.)
 + = SEC Tournament (Tuscaloosa, Ala.)
 ~ = NCAA Regionals (Lexington, Ky.)



2021 Kentucky Softball
 Statistics Summary for Kentucky (as of May 23, 2021)
 (Lexington Regional)



Record: 4-1 Home: 4-1 Away: 0-0 SEC: 0-0

Date	Opponent	Score	Player	avg	gp-gs	ab	r	h	2b	3b	hr	rbi	bb	hbp	so	sb-att
-5/21	NORTHWESTERN	w 3-2	Renee Abernathy	.500	5-5	14	4	7	3	0	1	3	1	1	0	0-0
-5/22	NOTRE DAME	L 3-12	Kayla Kowalik	.400	5-5	15	4	6	1	0	0	2	4	0	0	2-3
-5/22	NORTHWESTERN	w 7-2	Lauren Johnson	.375	5-5	16	2	6	0	0	0	1	1	1	3	0-1
-5/23	NOTRE DAME	w 7-0	Autumn Humes	.364	5-4	11	2	4	0	0	1	2	0	0	0	0-0
-5/23	NOTRE DAME	w 4-0	Tatum Spangler	.357	5-5	14	4	5	1	0	1	3	2	0	2	1-1
			Mallory Peyton	.353	5-5	17	2	6	2	0	1	5	0	0	5	0-0
			Erin Coffel	.182	5-5	11	2	2	0	0	0	3	3	2	1	1-1
			Miranda Stoddard	.182	5-5	11	1	2	0	0	0	2	1	2	2	0-0
			Rylea Smith	.100	4-4	10	1	1	0	0	0	1	1	0	2	0-0
			Grace Baalman	.000	2-2	5	0	0	0	0	0	0	1	0	1	0-0

			Emmy Blane	.000	5-5	0	0	0	0	0	0	0	0	0	0	0-0
			Jaci Babbs	.000	3-0	0	1	0	0	0	0	0	0	0	0	0-0
			Vanessa Nesby	.000	3-0	0	1	0	0	0	0	0	0	0	0	0-0
			Totals	.315	5	124	24	39	7	0	4	22	14	6	16	4-6
			Opponents	.227	5	128	16	29	8	1	2	12	5	2	13	6-7

- * = Conference game
- ^ = Campbell Invit'l (Buies Creek, N.C.)
- & = 2021 Spring Games (Orlando, Fla.)
- % = FAU Tournament (Boca Raton, Fla.)
- + = SEC Tournament (Tuscaloosa, Ala.)
- ~ = NCAA Regionals (Lexington, Ky.)

LOB - Team (38), Opp (22). DPs turned - Team (2), Opp (2).

Player	era	w-l	app	gs	cg	sh	sv	ip	h	r	er	bb	so
Grace Baalman	1.24	2-0	3	2	0	0	0	11.1	5	2	2	2	5
Autumn Humes	2.07	2-1	5	3	2	1	1	20.1	19	11	6	3	7

Miranda Stoddard	15.75	0-0	1	0	0	0	0	1.1	5	3	3	0	1
Totals	2.33	4-1	5	5	2	2	1	33.0	29	16	11	5	13
Opponents	4.29	1-4	5	5	2	0	0	31.0	39	24	19	14	16

PB - Team (0), Opp (2). SBA/ATT - Kowalik, K (6-7), Humes, A (3-4), Stoddard, M (2-2), Baalman, G (1-1).

Score by innings	1	2	3	4	5	6	7	Total
Kentucky	7	6	2	3	2	3	1	24
Opponents	0	7	4	0	4	0	1	16

Win-loss breakouts: Day 3-1; Night 1-0; vs Left 1-0; vs Right 3-1;
 1-run games 1-0; 2-run games 0-0; 5+run games 2-1; Extra inns 0-0; Shutouts 2-0.
 Current streak: Won 3; Longest winning streak: 3; Longest losing streak: 1.
 Attendance: Home 1545 (avg 386); Away 0 (avg 0); Total 1545 (avg 386).



2021 Kentucky Softball
Overall Statistics for Kentucky (as of May 26, 2021)
(All games Sorted by Batting avg)



Record: 43-14 Home: 16-6 Away: 15-8 Neutral: 12-0 SEC: 13-11

Player	avg	gp-gs	ab	r	h	2b	3b	hr	rbi	tb	slg%	bb	hp	so	gdp	ob%	sf	sh	sb-att	po	a	e	fld%	
Kayla Kowalik	.497	57-57	197	77	98	11	6	12	37	157	.797	25	1	16	0	.554	1	2	22-25	244	12	2	.992	
Renee Abernathy	.358	57-56	165	31	59	9	2	11	46	105	.636	15	10	23	0	.431	5	2	6-8	59	1	1	.984	
Tatum Spangler	.354	56-51	147	37	52	12	2	2	22	74	.503	7	0	21	0	.369	6	7	3-5	85	9	7	.931	
Lauren Johnson	.350	57-57	183	40	64	11	4	0	42	83	.454	20	2	21	0	.417	1	4	12-16	88	43	7	.949	
Erin Coffel	.343	57-57	172	47	59	8	1	16	56	117	.680	24	15	28	1	.458	3	3	4-6	72	128	17	.922	
Mallory Peyton	.308	50-49	143	27	44	15	0	12	50	95	.664	11	9	26	1	.383	4	1	3-3	348	7	3	.992	
Rylea Smith	.305	50-44	128	35	39	5	0	3	17	53	.414	12	0	19	0	.364	0	0	1-2	29	1	1	.968	
Autumn Humes	.262	49-42	126	12	33	3	1	6	17	56	.444	8	0	24	2	.301	2	3	0-1	5	48	2	.964	
Grace Baalman	.256	42-32	90	7	23	0	0	5	18	38	.422	16	0	17	0	.364	1	1	0-0	5	20	1	.962	
Miranda Stoddard	.208	55-53	130	24	27	4	0	8	26	55	.423	21	2	26	1	.325	1	5	1-1	46	101	10	.936	

Vanessa Nesby	.500	33-0	4	13	2	1	1	0	1	5	1.250	0	0	1	0	.500	0	0	2-2	4	0	2	.667	
Victoria Fragoso	.429	10-0	7	0	3	0	0	0	1	3	.429	0	1	2	0	.500	0	0	0-0	2	3	1	.833	
Cassie Lindmark	.273	17-13	11	1	3	1	0	0	1	4	.364	1	2	2	0	.429	0	0	1-1	50	2	0	1.000	
Meeko Harrison	.200	6-0	5	1	1	0	0	1	2	4	.800	1	0	3	0	.333	0	0	0-0	2	0	0	1.000	
Jaci Babbs	.148	37-8	27	7	4	1	0	0	1	5	.185	6	1	6	0	.324	0	2	1-3	3	1	1	.800	
Emmy Blane	.042	50-38	24	2	1	0	0	0	0	1	.042	4	0	7	0	.179	0	1	1-1	74	68	9	.940	
Erica Thulen	.000	24-0	2	11	0	0	0	0	1	0	.000	2	0	1	0	.500	0	0	3-3	0	0	0	.000	
Emma Boitnott	.000	4-0	1	2	0	0	0	0	0	0	.000	1	0	0	0	.500	0	0	0-0	0	0	0	.000	
Stephanie Schoonover	.000	5-0	0	0	0	0	0	0	0	0	.000	0	0	0	0	.000	0	0	0-0	1	3	0	1.000	
Sloan Gayan	.000	11-10	0	0	0	0	0	0	0	0	.000	0	0	0	0	.000	0	0	0-0	1	0	0	1.000	
Meghan Schorman	.000	1-1	0	0	0	0	0	0	0	0	.000	0	0	0	0	.000	0	0	0-0	0	1	0	1.000	
Totals	.328	57	1562	374	512	81	17	76	338	855	.547	174	43	243	5	.404	24	31	60-77	1118	448	64	.961	
Opponents	.244	57	1452	183	355	55	3	44	164	548	.377	128	30	258	9	.317	7	16	29-33	1088	381	77	.950	

LOB - Team (372), Opp (332). DPs turned - Team (27), Opp (17). IBB - Team (6), Coffel, E 2, Abernathy, R 2, Kowalik, K 1, Stoddard, M 1. Picked off - Smith, R 1.

(All games Sorted by Earned run avg)

Player	era	w-l	app	gs	cg	sho	sv	ip	h	r	er	bb	so	2b	3b	hr	b/avg	wp	hp	bk	sfa	sha
Autumn Humes	2.25	22-8	39	29	14	4/1	2	177.0	162	78	57	52	146	27	2	21	.235	5	8	0	1	5
Grace Baalman	3.17	11-3	28	17	3	0/3	2	92.2	82	51	42	47	50	13	1	14	.234	4	12	0	4	5

Meghan Schorman	0.00	0-0	1	0	0	0/0	0	2.0	0	0	0	1	2	0	0	0	.000	0	1	0	0	0
Stephanie Schoonover	1.00	0-0	4	0	0	0/1	0	7.0	6	1	1	3	4	0	0	0	.250	0	2	0	0	0
Tatum Spangler	2.44	4-3	9	6	1	0/1	0	28.2	22	13	10	10	25	4	0	1	.200	2	5	0	1	1
Miranda Stoddard	3.17	5-0	19	3	0	0/1	1	53.0	70	30	24	9	23	9	0	5	.318	3	1	0	1	5
Sloan Gayan	4.54	1-0	6	2	0	0/1	0	12.1	13	10	8	6	8	2	0	3	.260	2	1	0	0	0
Totals	2.67	43-14	57	57	18	8/4	5	372.2	355	183	142	128	258	55	3	44	.244	16	30	0	7	16
Opponents	5.56	14-43	57	57	14	0/0	2	362.2	512	374	288	174	243	81	17	76	.328	38	43	0	24	31

PB - Team (5), Kowalik, K 4, Lindmark, C 1, Opp (8). Pickoffs - Team (0), Opp (1). SBA/ATT - Kowalik, K (25-29), Humes, A (14-16), Baalman, G (6-7), Stoddard, M (5-6), Lindmark, C (4-4), Spangler, T (3-3), Gayan, S (1-1).



2021 Kentucky Softball
 Overall Statistics for Kentucky (as of May 26, 2021)
 (All games Sorted by Fielding pct)



Player	c	po	a	e	fld%	dp	sba	csb	sba%	pb	ci
Cassie Lindmark	52	50	2	0	1.000	0	4	0	1.000	1	0
Stephanie Schoonover	4	1	3	0	1.000	0	0	0	.000	0	0
Meeko Harrison	2	2	0	0	1.000	0	0	0	.000	0	0
Meghan Schorman	1	0	1	0	1.000	0	0	0	.000	0	0
Sloan Gayan	1	1	0	0	1.000	0	1	0	1.000	0	0
Kayla Kowalik	258	244	12	2	.992	2	25	4	.862	4	0
Mallory Peyton	358	348	7	3	.992	20	0	0	.000	0	0
Renee Abernathy	61	59	1	1	.984	0	0	0	.000	0	0
Rylea Smith	31	29	1	1	.968	1	0	0	.000	0	0
Autumn Humes	55	5	48	2	.964	2	14	2	.875	0	0
Grace Baalman	26	5	20	1	.962	4	6	1	.857	0	0
Lauren Johnson	138	88	43	7	.949	6	0	0	.000	0	0
Emmy Blane	151	74	68	9	.940	10	0	0	.000	0	0
Miranda Stoddard	157	46	101	10	.936	6	5	1	.833	0	0
Tatum Spangler	101	85	9	7	.931	2	3	0	1.000	0	0
Erin Coffel	217	72	128	17	.922	14	0	0	.000	0	0
Victoria Fragoso	6	2	3	1	.833	0	0	0	.000	0	0
Jaci Babbs	5	3	1	1	.800	0	0	0	.000	0	0
Vanessa Nesby	6	4	0	2	.667	0	0	0	.000	0	0
Emma Boitnott	0	0	0	0	.000	0	0	0	.000	0	0
Erica Thulen	0	0	0	0	.000	0	0	0	.000	0	0
Totals	1630	1118	448	64	.961	27	29	4	.879	5	0
Opponents	1546	1088	381	77	.950	17	60	17	.779	8	0

Hitting minimums - 1 Games 0.8 AB/Game

Pitching minimums - 1 Games 1.0 IP/Game



2021 Kentucky Softball
 Games Summary for Kentucky (as of May 26, 2021)
 (All games)



Score by innings	1	2	3	4	5	6	7	8	9	Total
Kentucky	71	61	69	64	62	17	24	3	3	374
Opponents	25	29	38	15	30	22	23	0	1	183

Record when ...

Overall	43-14	After 4 leading	37-1
Conference	13-11 trailing	2-12
Non-Conference	30-3 tied	4-1
Home games	16-6	After 5 leading	25-1
Away games	15-8 trailing	2-12
Neutral site	12-0 tied	3-0
Day games	32-9	After 6 leading	26-1
Night games	11-5 trailing	2-12
vs Left starter	7-1 tied	2-0
vs Right starter	36-13		
1-Run games	9-2	Hit 0 home runs	9-5
2-Run games	6-4	... 1 home run	14-8
5+Run games	19-4	... 2+ home runs	20-1
Extra innings	5-1		
Shutouts	8-0	Opponent 0 home runs	24-3
	 1 home run	14-6
	 2+ HRs	5-5
Scoring 0-2 runs	1-8		
..... 3-5 runs	16-3		
..... 6-9 runs	11-3	Made 0 errors	20-5
..... 10+ runs	15-0 1 error	13-1
	 2+ errors	10-8
Opponent 0-2 runs	27-1		
..... 3-5 runs	15-6	Opp. made 0 errors	10-5
..... 6-9 runs	1-3 1 error	16-3
..... 10+ runs	0-4 2+ errors	17-6
Scored in 1st inning	24-5	Out-hit opponent	34-4
Opp. scored in 1st	5-7	Out-hit by opponent	8-10
Scores first	33-6	Hits are tied	1-0
Opp. scores first	10-8		

Record when team scores:

Runs	0	1	2	3	4	5	6	7	8	9	10+
W-L	0-0	0-5	1-3	6-2	5-1	5-0	4-1	6-1	1-1	0-0	15-0

Record when opponent scores:

Runs	0	1	2	3	4	5	6	7	8	9	10+
W-L	8-0	12-0	7-1	7-2	4-1	4-3	0-2	0-0	0-0	1-1	0-4

Record when leading after:

Inn.	1	2	3	4	5	6
W-L	20-3	30-2	35-1	37-1	25-1	26-1

Record when trailing after:

Inn.	1	2	3	4	5	6
W-L	2-7	6-10	4-11	2-12	2-12	2-12

Record when tied after:

Inn.	1	2	3	4	5	6
W-L	21-4	7-2	4-2	4-1	3-0	2-0

Current winning streak: 3
 Longest winning streak: 19
 Longest losing streak: 2

Home attendance : 9663 (20 dates avg = 483)
 Away attendance : 9886 (33 dates avg = 299)
 Total attendance: 19549 (53 dates avg = 368)



2021 Kentucky Softball
Batting Leaders for Kentucky (as of May 26, 2021)
(All games)



Hitting minimums - 1 Games 0.8 AB/Game
Pitching minimums - 1 Games 1.0 IP/Game

Batting avg		Slugging pct		On base pct	
1. Kayla Kowalik	.497	1. Kayla Kowalik	.797	1. Kayla Kowalik	.554
2. Renee Abernathy	.358	2. Erin Coffel	.680	2. Erin Coffel	.458
3. Tatum Spangler	.354	3. Mallory Peyton	.664	3. Renee Abernathy	.431
4. Lauren Johnson	.350	4. Renee Abernathy	.636	4. Lauren Johnson	.417
5. Erin Coffel	.343	5. Tatum Spangler	.503	5. Mallory Peyton	.383
Runs scored		Hits		Runs batted in	
1. Kayla Kowalik	77	1. Kayla Kowalik	98	1. Erin Coffel	56
2. Erin Coffel	47	2. Lauren Johnson	64	2. Mallory Peyton	50
3. Lauren Johnson	40	3. Erin Coffel	59	3. Renee Abernathy	46
4. Tatum Spangler	37	4. Renee Abernathy	59	4. Lauren Johnson	42
5. Rylea Smith	35	5. Tatum Spangler	52	5. Kayla Kowalik	37
Doubles		Triples		Home runs	
1. Mallory Peyton	15	1. Kayla Kowalik	6	1. Erin Coffel	16
2. Tatum Spangler	12	2. Lauren Johnson	4	2. Mallory Peyton	12
3. Lauren Johnson	11	3. Renee Abernathy	2	3. Kayla Kowalik	12
4. Kayla Kowalik	11	4. Tatum Spangler	2	4. Renee Abernathy	11
5. Renee Abernathy	9	5. 3 tied at...	1	5. Miranda Stoddard	8
Total bases		Walks		Hit by pitch	
1. Kayla Kowalik	157	1. Kayla Kowalik	25	1. Erin Coffel	15
2. Erin Coffel	117	2. Erin Coffel	24	2. Renee Abernathy	10
3. Renee Abernathy	105	3. Miranda Stoddard	21	3. Mallory Peyton	9
4. Mallory Peyton	95	4. Lauren Johnson	20	4. 3 tied at.....	2
5. Lauren Johnson	83	5. Grace Baalman	16		
Sac bunts		Sac flies		Stolen bases	
1. Tatum Spangler	7	1. Tatum Spangler	6	1. Kayla Kowalik	22
2. Miranda Stoddard	5	2. Renee Abernathy	5	2. Lauren Johnson	12
3. Lauren Johnson	4	3. Mallory Peyton	4	3. Renee Abernathy	6
4. Autumn Humes	3	4. Erin Coffel	3	4. Erin Coffel	4
5. Erin Coffel	3	5. Autumn Humes	2	5. 3 tied at.....	3
Caught stealing		Steal attempts		Stolen base pct	
1. Lauren Johnson	4	1. Kayla Kowalik	25	1. Mallory Peyton	1.000
2. Kayla Kowalik	3	2. Lauren Johnson	16	2. Miranda Stoddard	1.000
3. 4 tied at.....	2	3. Renee Abernathy	8	3. Kayla Kowalik	.880
		4. Erin Coffel	6	4. Lauren Johnson	.750
		5. Tatum Spangler	5	5. Renee Abernathy	.750
Strikeouts		Grounded into DP		Total plate appearances	
1. Erin Coffel	28	1. Autumn Humes	2	1. Kayla Kowalik	226
2. Mallory Peyton	26	2. Mallory Peyton	1	2. Erin Coffel	217
3. Miranda Stoddard	26	3. Erin Coffel	1	3. Lauren Johnson	210
4. Autumn Humes	24	4. Miranda Stoddard	1	4. Renee Abernathy	197
5. Renee Abernathy	23			5. Mallory Peyton	168
At bats		Games played		Game starts	
1. Kayla Kowalik	197	1. Erin Coffel	57	1. Erin Coffel	57
2. Lauren Johnson	183	2. Lauren Johnson	57	2. Lauren Johnson	57
3. Erin Coffel	172	3. Kayla Kowalik	57	3. Kayla Kowalik	57
4. Renee Abernathy	165	4. Renee Abernathy	57	4. Renee Abernathy	56
5. Tatum Spangler	147	5. Tatum Spangler	56	5. Miranda Stoddard	53
Games as sub					
1. Vanessa Nesby	33				
2. Jaci Babbs	29				
3. Erica Thulen	24				
4. Emmy Blane	12				
5. 2 tied at....	10				



2021 Kentucky Softball
 Batting Per-Game Leaders for Kentucky (as of May 26, 2021)
 (All games)



Hitting minimums - 1 Games 0.8 AB/Game
 Pitching minimums - 1 Games 1.0 IP/Game

Hits per game		Runs scored per game		Doubles per game	
1. Kayla Kowalik	1.72	1. Kayla Kowalik	1.35	1. Mallory Peyton	0.30
2. Lauren Johnson	1.12	2. Erin Coffel	0.82	2. Tatum Spangler	0.21
3. Erin Coffel	1.04	3. Lauren Johnson	0.70	3. Kayla Kowalik	0.19
4. Renee Abernathy	1.04	4. Rylea Smith	0.70	4. Lauren Johnson	0.19
5. Tatum Spangler	0.93	5. Tatum Spangler	0.66	5. Renee Abernathy	0.16
Triples per game		Homers per game		RBI s per game	
1. Kayla Kowalik	0.11	1. Erin Coffel	0.28	1. Mallory Peyton	1.00
2. Lauren Johnson	0.07	2. Mallory Peyton	0.24	2. Erin Coffel	0.98
3. Tatum Spangler	0.04	3. Kayla Kowalik	0.21	3. Renee Abernathy	0.81
4. Renee Abernathy	0.04	4. Renee Abernathy	0.19	4. Lauren Johnson	0.74
5. Autumn Humes	0.02	5. Miranda Stoddard	0.15	5. Kayla Kowalik	0.65
Stolen bases per game		Walks per game		Strikeouts per game	
1. Kayla Kowalik	0.39	1. Kayla Kowalik	0.44	1. Kayla Kowalik	0.28
2. Lauren Johnson	0.21	2. Erin Coffel	0.42	2. Lauren Johnson	0.37
3. Renee Abernathy	0.11	3. Miranda Stoddard	0.38	3. Tatum Spangler	0.38
4. Erin Coffel	0.07	4. Grace Baalman	0.38	4. Rylea Smith	0.38
5. Mallory Peyton	0.06	5. Lauren Johnson	0.35	5. Renee Abernathy	0.40
At bats per game		Plate appearances/gam			
1. Kayla Kowalik	3.46	1. Kayla Kowalik	3.96		
2. Lauren Johnson	3.21	2. Erin Coffel	3.81		
3. Erin Coffel	3.02	3. Lauren Johnson	3.68		
4. Renee Abernathy	2.89	4. Renee Abernathy	3.46		
5. Mallory Peyton	2.86	5. Mallory Peyton	3.36		



2021 Kentucky Softball
Pitching Leaders for Kentucky (as of May 26, 2021)
(All games)



Hitting minimums - 1 Games 0.8 AB/Game
Pitching minimums - 1 Games 1.0 IP/Game

Earned run avg		Opposing bat avg		Won-loss pct	
1. Autumn Humes	2.25	1. Grace Baalman	.234	1. Grace Baalman	.786
2. Grace Baalman	3.17	2. Autumn Humes	.235	2. Autumn Humes	.733
Wins		Losses		Saves	
1. Autumn Humes	22	1. Autumn Humes	8	1. Autumn Humes	2
2. Grace Baalman	11	2. Grace Baalman	3	Grace Baalman	2
3. Miranda Stoddard	5	Tatum Spangler	3	3. Miranda Stoddard	1
4. Tatum Spangler	4				
5. Sloan Gayan	1				
Innings pitched		Batters struck out		Appearances	
1. Autumn Humes	177.0	1. Autumn Humes	146	1. Autumn Humes	39
2. Grace Baalman	92.2	2. Grace Baalman	50	2. Grace Baalman	28
		3. Tatum Spangler	25	3. Miranda Stoddard	19
		4. Miranda Stoddard	23	4. Tatum Spangler	9
		5. Sloan Gayan	8	5. Sloan Gayan	6
Games started		Games finished		Games in relief	
1. Autumn Humes	29	1. Miranda Stoddard	11	1. Miranda Stoddard	16
2. Grace Baalman	17	2. Autumn Humes	10	2. Grace Baalman	11
3. Tatum Spangler	6	3. Grace Baalman	7	3. Autumn Humes	10
4. Miranda Stoddard	3	4. Stephanie Schoonover	4	4. Sloan Gayan	4
5. Sloan Gayan	2	5. 2 tied at.....	3	Stephanie Schoonover	4
Wild pitches		Balks		Hit batters	
1. Autumn Humes	5			1. Grace Baalman	12
2. Grace Baalman	4			2. Autumn Humes	8
3. Miranda Stoddard	3			3. Tatum Spangler	5
4. Tatum Spangler	2			4. Stephanie Schoonover	2
Sloan Gayan	2			5. 3 tied at.....	1
Intentional BB allowed		Runners picked off		Batters SO out looking	
				1. Autumn Humes	26
				2. Grace Baalman	11
				3. Miranda Stoddard	6
				4. Tatum Spangler	5
				5. Sloan Gayan	2
Sac bunts allowed		Sac flies allowed		Hits allowed	
1. Miranda Stoddard	5	1. Grace Baalman	4	1. Grace Baalman	82
Grace Baalman	5	2. Miranda Stoddard	1	2. Autumn Humes	162
Autumn Humes	5	Tatum Spangler	1		
4. Tatum Spangler	1	Autumn Humes	1		
Runs allowed		Earned runs allowed		Walks allowed	
1. Grace Baalman	51	1. Grace Baalman	42	1. Grace Baalman	47
2. Autumn Humes	78	2. Autumn Humes	57	2. Autumn Humes	52
Doubles allowed		Triples allowed		Home runs allowed	
1. Grace Baalman	13	1. Grace Baalman	1	1. Grace Baalman	14
2. Autumn Humes	27	2. Autumn Humes	2	2. Autumn Humes	21



2021 Kentucky Softball
Pitching Per-Game leaders for Kentucky (as of May 26, 2021)
(All games)



Hitting minimums - 1 Games 0.8 AB/Game
Pitching minimums - 1 Games 1.0 IP/Game

Innings per game		Strikeouts/game		Walks allowed/game	
1. Autumn Humes	4.54	1. Autumn Humes	5.77	1. Autumn Humes	2.06
2. Grace Baalman	3.31	2. Grace Baalman	3.78	2. Grace Baalman	3.55
Doubles allowed/game		Triples allowed/game		Homers allowed/game	
1. Grace Baalman	0.98	1. Grace Baalman	0.08	1. Autumn Humes	0.83
2. Autumn Humes	1.07	2. Autumn Humes	0.08	2. Grace Baalman	1.06
Fly outs/game		Ground outs/game		Batters faced/game	
1. Grace Baalman	8.08	1. Autumn Humes	8.19	1. Grace Baalman	31.65
2. Autumn Humes	6.41	2. Grace Baalman	8.08	2. Autumn Humes	29.90
Hits allowed/game		Runs allowed/game		Earned runs/game	
1. Grace Baalman	6.19	1. Autumn Humes	3.08	1. Autumn Humes	2.25
2. Autumn Humes	6.41	2. Grace Baalman	3.85	2. Grace Baalman	3.17



2021 Kentucky Softball
 Fielding Leaders for Kentucky (as of May 26, 2021)
 (All games)



Hitting minimums - 1 Games
 Pitching minimums - 1 Games 1.0 IP/Game

Fielding pct		Chances		Putouts	
1. Cassie Lindmark	1.000	1. Mallory Peyton	358	1. Mallory Peyton	348
Stephanie Schoonover	1.000	2. Kayla Kowalik	258	2. Kayla Kowalik	244
Meeko Harrison	1.000	3. Erin Coffel	217	3. Lauren Johnson	88
Sloan Gayan	1.000	4. Miranda Stoddard	157	4. Tatum Spangler	85
Meghan Schorman	1.000	5. Emmy Blane	151	5. Emmy Blane	74
Assists		Errors		Fielding double plays	
1. Erin Coffel	128	1. Erin Coffel	17	1. Mallory Peyton	20
2. Miranda Stoddard	101	2. Miranda Stoddard	10	2. Erin Coffel	14
3. Emmy Blane	68	3. Emmy Blane	9	3. Emmy Blane	10
4. Autumn Humes	48	4. Tatum Spangler	7	4. Lauren Johnson	6
5. Lauren Johnson	43	Lauren Johnson	7	Miranda Stoddard	6
Stolen bases against		Caught stealing by		Steal attempts against	
1. Kayla Kowalik	25	1. Kayla Kowalik	4	1. Kayla Kowalik	29
2. Autumn Humes	14	2. Autumn Humes	2	2. Autumn Humes	16
3. Grace Baalman	6	3. Miranda Stoddard	1	3. Grace Baalman	7
4. Miranda Stoddard	5	Grace Baalman	1	4. Miranda Stoddard	6
5. Cassie Lindmark	4			5. Cassie Lindmark	4
Passed balls		Catchers interference			
1. Kayla Kowalik	4				
2. Cassie Lindmark	1				



2021 Kentucky Softball
Game Results for Kentucky (as of May 26, 2021)
(All games)



Date	Opponent	Score	Inns	Overall	SEC	Pitcher of record	Attend	Time
Feb 12, 2021	at Samford-1	w 4-0	7	1-0-0	0-0-0	Humes, A (W 1-0)	109	1:59
Feb 12, 2021	at Samford-2	w 15-3	5	2-0-0	0-0-0	Baalman, G (W 1-0)	109	2:09
Feb 13, 2021	at Samford	w 12-9	7	3-0-0	0-0-0	Humes, A (W 1-0)	151	2:41
Feb 19, 2021	at UNC Greensboro-1	w 7-2	7	4-0-0	0-0-0	Baalman, G (W 2-0)	-	2:11
Feb 19, 2021	at UNC Greensboro-2	w 14-4	5	5-0-0	0-0-0	Humes, A (W 3-0)	-	2:05
^ Feb 20, 2021	vs NC Central	w 20-1	5	6-0-0	0-0-0	Spangler, T (W 1-0)	3	1:57
^ Feb 20, 2021	at CAMPBELL	w 11-3	7	7-0-0	0-0-0	Stoddard, M (W 1-0)	17	2:20
^ Feb 21, 2021	vs NC Central	w 14-0	5	8-0-0	0-0-0	Gayan, S (W 1-0)	3	1:24
^ Feb 21, 2021	vs Mt. St. Mary's	w 10-0	5	9-0-0	0-0-0	Humes, A (W 4-0)	3	1:23
& Feb 26, 2021	vs NM State	w 11-1	5	10-0-0	0-0-0	Baalman, G (W 3-0)	74	1:49
& Feb 26, 2021	vs Florida Int'l	w 6-5	7	11-0-0	0-0-0	Stoddard, M (W 2-0)	92	2:10
& Feb 27, 2021	vs Stetson	w 7-0	7	12-0-0	0-0-0	Spangler, T (W 2-0)	100	1:49
& Feb 27, 2021	vs NM State	w 10-1	5	13-0-0	0-0-0	Humes, A (W 5-0)	123	1:34
& Feb 28, 2021	vs Stetson	w 15-0	5	14-0-0	0-0-0	Baalman, G (W 5-0)	120	1:22
% Mar 04, 2021	vs Pitt	w 8-1	7	15-0-0	0-0-0	Humes, A (W 6-0)	0	2:23
% Mar. 4, 2021	at Florida Atlantic	w 3-1	7	16-0-0	0-0-0	Stoddard, M (W 3-0)	0	1:56
% Mar. 5, 2021	vs Illinois State	w 5-4	7	17-0-0	0-0-0	Humes, A (W 7-0)	0	2:12
% Mar. 7, 2021	vs Coastal Carolina	w 12-3	5	18-0-0	0-0-0	Stoddard, M (W 3-0)	0	1:30
% 3/7/2021	at Florida Atlantic	w 7-3	7	19-0-0	0-0-0	Humes, A (W)	107	2:07
* Mar 12, 2021	at #6 Florida	L 1-3	7	19-1-0	0-1-0	Humes, A (L 8-1)	414	1:59
* Mar 13, 2021	at #6 Florida	L 1-3	7	19-2-0	0-2-0	Baalman, G (L 4-1)	443	2:00
* Mar 14, 2021	at #6 Florida	w 4-2	(9)	20-2-0	1-2-0	Humes, A (W 9-1)	378	3:00
Mar 16, 2021	EASTERN KENTUCKY	w 6-5	7	21-2-0	1-2-0	Stoddard, M (W 5-0)	338	2:13
Mar 20, 2021	DAYTON	w 3-1	7	22-2-0	1-2-0	Spangler, T (W 3-0)	0	1:47
Mar 20, 2021	DAYTON	w 3-1	7	23-2-0	1-2-0	Humes, A (W 9-1)	402	1:46
Mar 24, 2021	at WKU	L 1-2	(9)	23-3-0	1-2-0	Humes, A (L 10-1)	162	2:49
* Mar 27, 2021	#3 ALABAMA	L 6-11	7	23-4-0	1-3-0	Spangler, T (L 3-1)	623	2:29
* Mar 28, 2021	#3 ALABAMA	w 4-2	7	24-4-0	2-3-0	Humes, A (W 11-2)	658	2:24
* Mar 29, 2021	#3 ALABAMA	w 5-4	(8)	25-4-0	3-3-0	Humes, A (W 12-1)	488	2:54
Mar 31, 2021	MOREHEAD STATE	w 13-1	5	26-4-0	3-3-0	Baalman, G (W 5-1)	280	1:49
* Apr 02, 2021	at #21 Tennessee	L 1-6	7	26-5-0	3-4-0	Humes, A (L 12-3)	331	2:04
* Apr 03, 2021	at #21 Tennessee	w 13-2	5	27-5-0	4-4-0	Baalman, G (W 6-1)	374	2:01
* Apr 04, 2021	at #21 Tennessee	L 2-6	7	27-6-0	4-5-0	Humes, A (L 12-4)	363	2:13
* Apr 11, 2021	#20 GEORGIA-1	w 11-3	5	28-6-0	5-5-0	Baalman, G (W 7-1)	342	1:42
* Apr 11, 2021	#20 GEORGIA-2	L 8-9	7	28-7-0	5-6-0	Baalman, G (L 7-2)	352	2:42
* Apr 12, 2021	#20 GEORGIA	L 2-5	7	28-8-0	5-7-0	Spangler, T (L 3-2)	297	2:23
Apr 14, 2021	at Eastern Kentucky	w 12-4	5	29-8-0	5-7-0	Humes, A (W 13-4)	150	1:49
* Apr 16, 2021	at Auburn	L 3-5	7	29-9-0	5-8-0	Baalman, G (L 7-3)	557	2:16
* Apr 17, 2021	at Auburn	L 2-4	7	29-10-0	5-9-0	Humes, A (L 13-5)	567	2:02
* Apr 18, 2021	at Auburn	w 5-1	7	30-10-0	6-9-0	Humes, A (W 14-5)	528	2:06
Apr 21, 2021	LOUISVILLE	w 6-5	(9)	31-10-0	6-9-0	Humes, A (W 15-5)	312	2:42
* Apr 23, 2021	#15 LSU	w 7-5	7	32-10-0	7-9-0	Baalman, G (W 8-3)	544	2:26
* Apr 25, 2021	#15 LSU-1	L 7-10	7	32-11-0	7-10-0	Spangler, T (L 3-3)	-	2:33
* Apr 25, 2021	#15 LSU-2	L 4-10	7	32-12-0	7-11-0	Humes, A (L 15-6)	1341	2:26
* Apr 30, 2021	at Texas A&M	w 5-1	7	33-12-0	8-11-0	Humes, A (W 16-6)	404	2:26
* May 1, 2021	at Texas A&M	w 2-1	(8)	34-12-0	9-11-0	Humes, A (W 17-6)	515	2:29
* May 2, 2021	at Texas A&M	w 5-1	7	35-12-0	10-11-0	Humes, A (W 18-6)	602	2:18
* May 07, 2021	SOUTH CAROLINA	w 4-3	7	36-12-0	11-11-0	Humes, A (W 19-6)	491	2:41
* May 08, 2021	SOUTH CAROLINA-1	w 6-3	7	37-12-0	12-11-0	Baalman, G (W 9-3)	718	2:24
* May 08, 2021	SOUTH CAROLINA-2	w 3-2	(8)	38-12-0	13-11-0	Spangler, T (W 4-3)	932	2:26
+ May 12, 2021	vs Georgia	w 3-0	7	39-12-0	13-11-0	Humes, A (W 20-6)	1505	1:43
+ May 13, 2021	at #3 Alabama	L 1-5	7	39-13-0	13-11-0	Humes, A (L 20-7)	1582	2:34
~ May 21, 2021	NORTHWESTERN	w 3-2	7	40-13-0	13-11-0	Humes, A (W 21-7)	0	2:02
~ May 22, 2021	NOTRE DAME	L 3-12	5	40-14-0	13-11-0	Humes, A (L 21-8)	0	1:50
~ May 22, 2021	NORTHWESTERN	w 7-2	7	41-14-0	13-11-0	Baalman, G (W 10-3)	640	2:37
~ May 23, 2021	NOTRE DAME-1	w 7-0	7	42-14-0	13-11-0	Humes, A (W 22-8)	-	2:07
~ May 23, 2021	NOTRE DAME-2	w 4-0	7	43-14-0	13-11-0	Baalman, G (W 11-3)	905	1:48

- * = Conference game
- ^ = Campbell Invit'I (Buies Creek, N.C.)
- & = 2021 Spring Games (Orlando, Fla.)
- % - FAU Tournament (Boca Raton, Fla.)
- + = SEC Tournament (Tuscaloosa, Ala.)
- ~ = NCAA Regionals (Lexington, Ky.)
- () extra inning game

2021 Kentucky Softball
Team Game-by-Game for Kentucky (as of May 26, 2021)
Pitching (All games)

Date	Opponent	ip	h	r	er	bb	so	2b	3b	hr	wp	bk	hbp	dp	ibb	score	w-l	sv	era
Feb 12	at Samford	7.0	4	0	0	0	7	1	0	0	0	0	0	0	0	4-0	1-0	0	0.00
Feb 12	at Samford	5.0	2	3	1	2	3	1	0	0	1	0	3	1	0	15-3	2-0	0	0.58
Feb 13	at Samford	7.0	11	9	6	1	4	3	0	2	0	0	0	1	0	12-9	3-0	0	2.58
Feb 19	at UNC Greensboro	7.0	4	2	2	3	2	0	0	2	0	0	1	1	0	7-2	4-0	0	2.42
Feb 19	at UNC Greensboro	5.0	8	4	4	1	5	1	0	0	0	0	0	0	0	14-4	5-0	0	2.94
Feb 20	vs NC Central	5.0	4	1	1	3	7	2	0	0	0	0	1	0	0	20-1	6-0	0	2.72
Feb 20	at CAMPBELL	7.0	5	3	2	1	6	1	0	0	0	0	0	0	0	11-3	7-0	0	2.60
Feb 21	vs NC Central	5.0	4	0	0	1	5	0	0	0	1	0	1	1	0	14-0	8-0	0	2.33
Feb 21	vs Mt. St. Mary's	5.0	4	0	0	0	9	1	0	0	0	0	1	0	0	10-0	9-0	0	2.11
Feb 26	vs NM State	5.0	3	1	1	1	4	0	0	0	0	0	1	0	0	11-1	10-0	0	2.05
Feb 26	vs Florida Int'l	7.0	10	5	3	4	2	0	0	1	0	0	0	1	0	6-5	11-0	0	2.15
Feb 27	vs Stetson	7.0	1	0	0	1	7	0	0	0	1	0	1	0	0	7-0	12-0	0	1.94
Feb 27	vs NM State	5.0	3	1	0	0	5	2	0	0	0	0	1	0	0	10-1	13-0	0	1.82
Feb 28	vs Stetson	5.0	0	0	0	0	4	0	0	0	0	0	0	0	0	15-0	14-0	0	1.71
Mar 04	vs Pitt	7.0	6	1	1	5	7	1	0	1	0	0	0	1	0	8-1	15-0	0	1.65
Mar. 4	at Florida Atlantic	7.0	7	1	1	2	3	0	0	0	0	0	0	1	0	3-1	16-0	1	1.60
Mar. 5	vs Illinois State	7.0	7	4	4	0	8	2	0	1	0	0	0	0	0	5-4	17-0	1	1.77
Mar. 7	vs Coastal Carolina	5.0	5	3	3	2	2	1	0	1	0	0	0	0	0	12-3	18-0	1	1.88
3/7/2021	at Florida Atlantic	7.0	6	3	2	2	7	1	2	0	1	0	1	1	0	7-3	19-0	2	1.89
*Mar 12	at Florida	6.0	6	3	3	1	2	2	0	0	0	0	0	0	0	1-3	19-1	2	1.97
*Mar 13	at Florida	6.0	7	3	0	2	0	1	0	0	0	0	0	0	0	1-3	19-2	2	1.87
*Mar 14	at Florida	9.0	5	2	2	3	1	1	0	1	2	0	0	2	0	4-2	20-2	2	1.85
Mar 16	EASTERN KENTUC	7.0	9	5	5	3	4	1	0	2	0	0	0	1	0	6-5	21-2	3	2.01
Mar 20	DAYTON	7.0	4	1	0	0	4	0	0	0	2	0	0	1	0	3-1	22-2	4	1.91
Mar 20	DAYTON	7.0	6	1	1	1	9	1	0	0	0	0	0	0	0	3-1	23-2	4	1.87
Mar 24	at WKU	8.2	5	2	2	6	5	0	0	1	0	0	2	1	0	1-2	23-3	4	1.86
*Mar 27	ALABAMA	7.0	13	11	8	2	5	2	0	2	2	0	1	0	0	6-11	23-4	4	2.11
*Mar 28	ALABAMA	7.0	6	2	1	3	5	2	0	0	0	0	0	0	0	4-2	24-4	4	2.06
*Mar 29	ALABAMA	8.0	7	4	4	6	5	5	0	0	0	0	0	0	0	5-4	25-4	4	2.13
Mar 31	MOREHEAD STAT	5.0	4	1	1	2	7	1	0	0	0	0	1	0	0	13-1	26-4	4	2.11
*Apr 02	at Tennessee	6.0	11	6	6	3	4	1	0	1	0	0	0	0	0	1-6	26-5	4	2.26
*Apr 03	at Tennessee	5.0	5	2	1	3	5	0	0	1	0	0	0	0	0	13-2	27-5	4	2.23
*Apr 04	at Tennessee	6.0	9	6	6	2	3	1	0	1	2	0	1	1	0	2-6	27-6	4	2.37
*Apr 11	GEORGIA	5.0	3	3	2	2	0	0	0	1	0	0	1	1	0	11-3	28-6	4	2.38
*Apr 11	GEORGIA	7.0	8	9	6	3	3	1	0	4	1	0	1	1	0	8-9	28-7	4	2.49
*Apr 12	GEORGIA	7.0	8	5	5	2	4	1	0	1	0	0	3	1	0	2-5	28-8	4	2.57
Apr 14	at Eastern Kentucky	5.0	4	4	4	2	7	0	0	2	0	0	1	0	0	12-4	29-8	4	2.64
*Apr 16	at Auburn	6.0	8	5	3	3	3	0	0	1	0	0	0	1	0	3-5	29-9	4	2.66
*Apr 17	at Auburn	6.0	7	4	2	2	6	1	0	0	0	0	1	0	0	2-4	29-10	4	2.65
*Apr 18	at Auburn	7.0	6	1	1	3	5	0	0	1	0	0	0	0	0	5-1	30-10	4	2.60
Apr 21	LOUISVILLE	9.0	10	5	5	4	6	0	0	1	0	0	0	1	0	6-5	31-10	4	2.65
*Apr 23	LSU	7.0	7	5	5	7	1	0	0	2	0	0	0	0	0	7-5	32-10	4	2.71
*Apr 25	LSU	7.0	11	10	10	6	3	2	0	2	0	0	2	1	0	7-10	32-11	4	2.89
*Apr 25	LSU	7.0	10	10	1	5	5	2	0	4	0	0	1	0	0	4-10	32-12	4	2.85
*Apr 30	at Texas A&M	7.0	6	1	1	3	11	0	0	0	0	0	0	0	0	5-1	33-12	4	2.80
*May 1	at Texas A&M	8.0	9	1	1	1	4	2	0	1	0	0	0	0	0	2-1	34-12	4	2.75
*May 2	at Texas A&M	7.0	3	1	1	1	6	0	0	0	0	0	0	1	0	5-1	35-12	4	2.71
*May 07	SOUTH CAROLINA	7.0	9	3	3	2	4	1	0	1	0	0	0	1	0	4-3	36-12	4	2.72
*May 08	SOUTH CAROLINA	7.0	9	3	3	2	3	0	0	1	0	0	2	2	0	6-3	37-12	4	2.72
*May 08	SOUTH CAROLINA	8.0	7	2	2	1	5	0	0	1	0	0	0	0	0	3-2	38-12	4	2.70
May 12	vs Georgia	7.0	3	0	0	2	10	1	0	0	0	0	0	0	0	3-0	39-12	4	2.64
May 13	at Alabama	6.0	7	5	5	6	3	1	0	2	1	0	0	1	0	1-5	39-13	4	2.70
May 21	NORTHWESTERN	7.0	6	2	1	1	4	2	0	1	0	0	0	1	0	3-2	40-13	4	2.67
May 22	NOTRE DAME	5.0	12	12	8	1	5	5	0	1	2	0	1	0	0	3-12	40-14	4	2.79
May 22	NORTHWESTERN	7.0	5	2	2	2	2	1	0	0	0	0	0	0	0	7-2	41-14	5	2.77
May 23	NOTRE DAME	7.0	3	0	0	0	0	0	0	0	0	0	0	1	0	7-0	42-14	5	2.72
May 23	NOTRE DAME	7.0	3	0	0	1	2	0	1	0	0	0	1	0	0	4-0	43-14	5	2.67
Totals		372.2	355	183	142	128	258	55	3	44	16	0	30	27	0	374-183	43-14	5	2.67

2021 Kentucky Softball Individual Game-by-Game for Kentucky (as of May 26, 2021)

#4 Renee Abernathy - 57 games (All games)

Date	Opponent	Pos	AB	R	H	RBI	2B	3B	HR	BB	SB	CS	HBP	SAC	SF	GDP	K	PO	A	E	Avg	
Feb 12	at Samford-1	*of	3	0	1	1	1	0	0	1	0	0	0	0	0	0	1	0	0	0	.333	
Feb 12	at Samford-2	*of	4	1	3	1	1	0	0	0	0	0	0	0	0	0	0	0	0	0	.571	
Feb 13	at Samford	*of	4	1	3	4	0	0	0	0	1	0	1	0	0	0	0	1	0	1	.636	
Feb 19	at UNC Greensbor	*of/of	3	0	0	0	0	0	0	0	0	0	0	0	0	0	2	0	0	0	.500	
Feb 19	at UNC Greensbor	*of	3	3	3	3	0	0	2	1	0	0	0	0	0	0	0	1	0	0	.588	
Feb 20	vs NC Central	*of	2	1	1	3	0	0	1	1	0	0	1	0	1	0	0	0	0	0	.579	
Feb 20	at CAMPBELL	*of	4	1	2	1	0	0	0	0	0	0	1	0	0	0	0	2	0	0	.565	
Feb 21	vs NC Central	*of/of	3	1	3	2	0	1	0	0	0	0	0	0	0	0	0	1	0	0	.615	
Feb 21	vs Mt. St. Mary's	*of	3	0	0	0	0	0	0	0	0	0	0	0	0	0	0	0	0	0	.552	
Feb 26	vs NM State	*of	3	0	1	2	0	0	0	0	1	0	0	0	0	0	1	0	0	0	.531	
Feb 26	vs Florida Int'l	*of	4	0	2	3	1	1	0	0	0	1	0	0	0	0	0	0	0	0	.528	
Feb 27	vs Stetson	*of	2	2	1	1	1	0	0	2	1	0	0	0	0	0	0	1	0	0	.526	
Feb 27	vs NM State	*of	2	0	1	1	0	0	0	0	0	0	0	0	1	0	0	0	0	0	.525	
Feb 28	vs Stetson	*of	3	1	0	0	0	0	0	1	0	0	0	0	0	0	0	0	0	0	.488	
Mar 04	vs Pitt	*of	4	0	2	1	0	0	0	0	0	0	0	0	0	0	0	2	0	0	.489	
Mar. 4	at Florida Atlantic	*of	2	0	0	0	0	0	0	1	0	0	0	0	0	0	1	2	0	0	.469	
Mar. 5	vs Illinois State	*of	4	0	1	0	0	0	0	0	0	0	0	0	0	0	1	1	0	0	.453	
Mar. 7	vs Coastal Carolina	*of	1	2	0	0	0	0	0	1	0	0	1	0	0	0	0	1	0	0	.444	
3/7/202	at Florida Atlantic	*of/of	3	0	0	0	0	0	0	0	0	0	1	0	0	0	1	1	0	0	.421	
Mar 12	at Florida	*of	2	0	0	0	0	0	0	0	0	0	0	1	0	0	1	1	0	0	.407	
Mar 13	at Florida	*of/of	3	0	0	0	0	0	0	0	0	0	0	0	0	0	1	0	0	0	.387	
Mar 14	at Florida	*of	2	1	0	0	0	0	0	2	0	0	0	0	0	0	0	5	0	0	.375	
Mar 16	EASTERN KENTU	*dh/of	3	1	1	0	0	0	0	0	1	0	0	0	0	0	0	2	0	0	.373	
Mar 20	DAYTON	*of/of	3	0	1	0	0	0	0	0	0	0	0	0	0	0	1	1	0	0	.371	
Mar 20	DAYTON	*of	4	0	2	1	0	0	0	0	0	0	0	0	0	0	1	1	0	0	.378	
Mar 24	at WKU	*of	4	0	1	0	0	0	0	0	0	0	0	0	0	0	1	0	0	0	.372	
Mar 27	ALABAMA	*of	1	0	0	0	0	0	0	0	0	0	0	0	0	0	1	1	0	0	.367	
Mar 28	ALABAMA	*of/of	3	0	2	0	0	0	0	0	1	0	0	0	0	0	0	1	0	0	.378	
Mar 29	ALABAMA	*of	3	1	1	1	0	0	1	1	0	0	0	0	0	0	3	0	0	0	.376	
Mar 31	MOREHEAD STAT	pr/of	3	2	1	0	0	0	0	0	0	0	0	0	0	0	0	0	0	0	.375	
Apr 02	at Tennessee	*of	3	0	0	0	0	0	0	0	0	0	0	0	0	0	0	2	0	0	.363	
Apr 03	at Tennessee	*of	3	1	1	2	0	0	1	0	0	0	0	0	0	0	0	1	0	0	.362	
Apr 04	at Tennessee	*of/dh	2	0	0	0	0	0	0	0	0	0	0	0	0	0	0	0	0	0	.354	
Apr 11	GEORGIA-1	*of	2	1	1	2	0	0	1	1	0	1	0	0	0	0	1	2	0	0	.357	
Apr 11	GEORGIA-2	*of	3	0	1	0	0	0	0	1	0	0	0	0	0	0	0	2	0	0	.356	
Apr 12	GEORGIA	*of/of	4	0	3	0	0	0	0	0	0	0	0	0	0	0	0	0	0	0	.371	
Apr 14	at Eastern Kentuck	*of	4	2	3	3	0	0	2	0	0	0	0	0	0	0	0	0	0	0	.385	
Apr 16	at Auburn	*of/of	3	1	2	1	0	0	1	1	0	0	0	0	0	0	1	1	0	0	.393	
Apr 17	at Auburn	*of	2	0	1	0	0	0	0	0	0	0	1	0	0	0	0	2	0	0	.395	
Apr 18	at Auburn	*of	3	1	0	0	0	0	0	0	0	0	0	0	0	0	1	2	0	0	.385	
Apr 21	LOUISVILLE	*of/of	3	0	0	1	0	0	0	0	0	0	0	1	0	1	3	0	0	0	.375	
Apr 23	LSU	*of	2	1	1	4	0	0	1	0	0	0	1	0	0	0	2	0	0	0	.377	
Apr 25	LSU-1	*of/of	3	0	0	0	0	0	0	0	0	0	0	0	0	0	0	0	0	0	.368	
Apr 25	LSU-2	*of/of	2	0	1	1	0	0	0	0	0	0	1	0	0	0	0	2	1	0	.370	
Apr 30	at Texas A&M	*of	4	0	1	2	0	0	0	0	0	0	0	0	0	0	1	1	0	0	.366	
May 1	at Texas A&M	*of	4	0	0	0	0	0	0	0	0	0	0	0	0	0	0	0	0	0	.356	
May 2	at Texas A&M	*of	4	0	1	0	0	0	0	0	1	0	0	0	0	0	2	0	0	0	.353	
May 07	SOUTH CAROLIN	*of	3	0	0	0	0	0	0	0	0	0	0	0	0	0	0	0	0	0	.345	
May 08	SOUTH CAROLIN	*of/of	2	0	0	1	0	0	0	0	0	0	0	0	1	0	0	0	0	0	.340	
May 08	SOUTH CAROLIN	*of	3	1	1	0	1	0	0	0	0	0	0	0	0	0	1	2	0	0	.340	
May 12	vs Georgia	*of	2	0	1	1	1	0	0	0	0	0	0	1	0	1	1	1	0	0	.342	
May 13	at Alabama	*of	2	1	1	0	0	0	0	0	0	0	1	0	0	0	1	0	0	0	.344	
May 21	NORTHWESTERN	*of	2	1	1	0	0	0	0	0	0	0	1	0	0	0	0	2	0	0	.346	
May 22	NOTRE DAME	*of	3	0	1	0	1	0	0	0	0	0	0	0	0	0	0	0	0	0	.346	
May 22	NORTHWESTERN	*of	3	1	3	1	2	0	0	1	0	0	0	0	0	0	0	2	0	0	.358	
May 23	NOTRE DAME-1	*of	4	1	2	2	0	0	1	0	0	0	0	0	0	0	0	1	0	0	.362	
May 23	NOTRE DAME-2	*of	2	1	0	0	0	0	0	0	0	0	0	1	0	0	0	3	0	0	.358	
Totals			56gs	165	31	59	46	9	2	11	15	6	2	10	2	5	0	23	59	1	1	.358

On base pct. .431 • Slugging pct. .636

2021 Kentucky Softball
Individual Game-by-Game for Kentucky (as of May 26, 2021)

#3 Grace Baalman - 42 games (All games)

Date	Opponent	Pos	AB	R	H	RBI	2B	3B	HR	BB	SB	CS	HBP	SAC	SF	GDP	K	PO	A	E	Avg
Feb 12	at Samford-2	*p	2	1	2	4	0	0	1	1	0	0	0	0	0	0	0	0	0	0	1.000
Feb 19	at UNC Greensbor	*p/dh	2	0	0	0	0	0	0	1	0	0	0	0	0	0	0	0	1	0	.500
Feb 20	at CAMPBELL	p	2	1	2	1	0	0	1	0	0	0	0	0	0	0	0	0	0	0	.667
Feb 21	vs NC Central	*dh/3	3	1	1	3	0	0	1	0	0	0	0	0	0	0	0	0	0	0	.556
Feb 21	vs Mt. St. Mary's	ph/d	2	0	0	0	0	0	0	0	0	0	0	0	0	0	0	0	0	0	.455
Feb 26	vs NM State	*p	3	1	1	0	0	0	0	0	0	0	0	0	0	0	0	0	1	0	.429
Feb 26	vs Florida Int'l	ph	0	0	0	0	0	0	0	1	0	0	0	0	0	0	0	0	0	0	.429
Feb 27	vs Stetson	*p/dh	2	0	1	0	0	0	0	1	0	0	0	0	0	0	0	1	0	0	.438
Feb 28	vs Stetson	*p/dh	2	1	1	2	0	0	0	0	0	0	0	0	1	0	0	0	0	0	.444
Mar 04	vs Pitt	ph	1	0	0	0	0	0	0	0	0	0	0	0	0	0	1	0	0	0	.421
Mar. 4	at Florida Atlantic	*dh/p	2	0	0	0	0	0	0	0	0	0	0	0	0	0	0	0	0	0	.381
Mar. 5	vs Illinois State	*p/dh	3	0	1	1	0	0	0	0	0	0	0	0	0	0	1	1	1	0	.375
3/7/202	at Florida Atlantic	*dh/p	2	0	0	0	0	0	0	2	0	0	0	0	0	0	1	0	0	0	.346
Mar 12	at Florida	ph	1	0	0	0	0	0	0	0	0	0	0	0	0	0	0	0	0	0	.333
Mar 13	at Florida	*dh/p	3	1	1	1	0	0	1	0	0	0	0	0	0	0	0	0	1	0	.333
Mar 14	at Florida	ph/d	0	0	0	0	0	0	0	1	0	0	0	0	0	0	0	0	0	0	.333
Mar 16	EASTERN KENTU	*p/dh	1	0	1	1	0	0	0	1	0	0	0	0	0	0	0	0	0	0	.355
Mar 20	DAYTON	*dh	3	0	0	0	0	0	0	0	0	0	0	0	0	0	0	0	0	0	.324
Mar 24	at WKU	*p	2	0	0	0	0	0	0	1	0	0	0	0	0	0	1	0	3	1	.306
Mar 27	ALABAMA	ph/d	3	0	0	0	0	0	0	0	0	0	0	0	0	0	1	0	0	0	.282
Mar 29	ALABAMA	*p/dh	4	0	1	0	0	0	0	0	0	0	0	0	0	0	1	0	1	0	.279
Mar 31	MOREHEAD STAT	*p/dh	1	1	1	2	0	0	1	2	0	0	0	0	0	0	0	0	1	0	.295
Apr 02	at Tennessee	*dh	3	0	1	0	0	0	0	0	0	0	0	0	0	0	2	0	0	0	.298
Apr 03	at Tennessee	*p	4	0	1	0	0	0	0	0	0	0	0	0	0	0	0	0	2	0	.294
Apr 04	at Tennessee	*dh/p	3	0	0	0	0	0	0	0	0	0	0	0	0	0	2	0	0	0	.278
Apr 11	GEORGIA-1	*p	2	0	1	1	0	0	0	1	0	0	0	0	0	0	0	0	0	0	.286
Apr 11	GEORGIA-2	ph/d	2	0	0	0	0	0	0	1	0	0	0	0	0	0	0	0	0	0	.276
Apr 12	GEORGIA	*dh	4	0	2	1	0	0	0	0	0	0	0	0	0	0	1	0	0	0	.290
Apr 16	at Auburn	*p/dh	2	0	0	0	0	0	0	0	0	0	0	0	0	0	2	0	0	0	.281
Apr 21	LOUISVILLE	*p	1	0	0	0	0	0	0	0	0	0	0	0	0	0	0	0	0	0	.277
Apr 23	LSU	p	1	0	0	0	0	0	0	0	0	0	0	0	0	0	0	0	1	0	.273
Apr 25	LSU-1	*dh/p	1	0	0	0	0	0	0	1	0	0	0	0	0	0	0	0	2	0	.269
Apr 30	at Texas A&M	*dh	2	0	1	0	0	0	0	0	0	0	0	0	0	0	0	0	0	0	.275
May 1	at Texas A&M	*p/dh	3	0	0	0	0	0	0	0	0	0	0	0	0	0	1	1	1	0	.264
May 2	at Texas A&M	*dh	3	0	1	1	0	0	0	0	0	0	0	0	0	0	1	0	0	0	.267
May 07	SOUTH CAROLIN	*dh/pr	1	0	1	0	0	0	0	1	0	0	0	0	0	0	0	0	0	0	.276
May 08	SOUTH CAROLIN	*p/dh	3	0	1	0	0	0	0	0	0	0	0	0	0	0	0	1	1	0	.278
May 08	SOUTH CAROLIN	*dh	2	0	1	0	0	0	0	0	0	0	0	0	0	0	0	0	0	0	.284
May 12	vs Georgia	*dh	3	0	0	0	0	0	0	0	0	0	0	0	0	0	0	0	0	0	.274
May 13	at Alabama	p	1	0	0	0	0	0	0	0	0	0	0	0	0	0	1	0	2	0	.271
May 22	NORTHWESTERN	*p/dh	2	0	0	0	0	0	0	1	0	0	0	1	0	0	1	1	0	0	.264
May 23	NOTRE DAME-2	*p/dh	3	0	0	0	0	0	0	0	0	0	0	0	0	0	0	2	0	0	.256
Totals		32gs	90	7	23	18	0	0	5	16	0	0	0	1	1	0	17	5	20	1	.256

On base pct. .364 • Slugging pct. .422

2021 Kentucky Softball
Individual Game-by-Game for Kentucky (as of May 26, 2021)

#3 Grace Baalman - 28 appearances (All games)

Date	Opponent	GS	IP	H	R	ER	BB	SO	2B	3B	HR	WP	BK	HBP	IBB	Score	W-L	Sv	ERA	NP
Feb 12	at Samford-2	*	3.0	2	3	1	1	1	1	0	0	1	0	2	0	15-3	1-0	0	2.33	48
Feb 19	at UNC Greensbor	*	6.0	3	2	2	3	2	0	0	2	0	0	1	0	7-2	2-0	0	2.33	92
Feb 20	at CAMPBELL		2.0	2	2	1	1	3	0	0	0	0	0	0	0	11-3	2-0	0	2.55	44
Feb 26	vs NM State	*	5.0	3	1	1	1	4	0	0	0	0	0	1	0	11-1	3-0	0	2.19	85
Feb 27	vs Stetson		1.0	0	0	0	0	1	0	0	0	1	0	0	0	7-0	3-0	0	2.06	10
Feb 28	vs Stetson	*	2.0	0	0	0	0	1	0	0	0	0	0	0	0	15-0	4-0	0	1.84	28
Mar. 4	at Florida Atlantic		1.2	1	0	0	1	1	0	0	0	0	0	0	0	3-1	4-0	1	1.69	17
Mar. 5	vs Illinois State	*	6.0	7	4	4	0	7	2	0	1	0	0	0	0	5-4	4-0	1	2.36	103
3/7/202	at Florida Atlantic		0.1	0	0	0	0	0	0	0	0	0	0	1	0	7-3	4-0	2	2.33	6
Mar 13	at Florida		2.1	4	3	0	2	0	1	0	0	0	0	0	0	1-3	4-1	2	2.15	51
Mar 16	EASTERN KENTU	*	2.1	4	3	3	2	2	1	0	1	0	0	0	0	6-5	4-1	2	2.65	49
Mar 24	at WKU	*	6.2	3	1	1	4	3	0	0	1	0	0	2	0	1-2	4-1	2	2.37	115
Mar 29	ALABAMA	*	5.1	6	4	4	5	2	4	0	0	0	0	0	0	5-4	4-1	2	2.73	107
Mar 31	MOREHEAD STAT	*	4.0	3	1	1	1	7	1	0	0	0	0	0	0	13-1	5-1	2	2.64	75
Apr 03	at Tennessee	*	5.0	5	2	1	3	5	0	0	1	0	0	0	0	13-2	6-1	2	2.53	110
Apr 04	at Tennessee		0.1	2	1	1	0	0	0	0	0	1	0	0	0	2-6	6-1	2	2.64	22
Apr 11	GEORGIA-1	*	5.0	3	3	2	2	0	0	0	1	0	0	1	0	11-3	7-1	2	2.66	75
Apr 11	GEORGIA-2		1.0	1	2	2	1	0	0	0	1	0	0	0	0	8-9	7-2	2	2.85	19
Apr 16	at Auburn	*	0.1	1	4	3	2	0	0	0	1	0	0	0	0	3-5	7-3	2	3.19	26
Apr 21	LOUISVILLE	*	3.0	5	3	3	2	1	0	0	1	0	0	0	0	6-5	7-3	2	3.37	58
Apr 23	LSU		2.2	2	0	0	3	0	0	0	0	0	0	0	0	7-5	8-3	2	3.23	56
Apr 25	LSU-1		4.0	3	4	4	4	1	0	0	1	0	0	2	0	7-10	8-3	2	3.45	85
May 1	at Texas A&M	*	6.1	8	1	1	1	1	2	0	1	0	0	0	0	2-1	8-3	2	3.25	102
May 08	SOUTH CAROLIN	*	4.0	7	3	3	2	3	0	0	1	0	0	1	0	6-3	9-3	2	3.35	86
May 13	at Alabama		2.0	2	2	2	4	0	0	0	1	1	0	0	0	1-5	9-3	2	3.44	44
May 22	NOTRE DAME		1.0	0	0	0	0	2	0	0	0	0	0	0	0	3-12	9-3	2	3.40	13
May 22	NORTHWESTERN	*	4.0	4	2	2	1	1	1	0	0	0	0	0	0	7-2	10-3	2	3.41	69
May 23	NOTRE DAME-2	*	6.1	1	0	0	1	2	0	1	0	0	0	1	0	4-0	11-3	2	3.17	58
Totals		17	92.2	82	51	42	47	50	13	1	14	4	0	12	0	187-10	11-3	2	3.17	-

2021 Kentucky Softball
Individual Game-by-Game for Kentucky (as of May 26, 2021)

#14 Jaci Babbs - 37 games (All games)

Date	Opponent	Pos	AB	R	H	RBI	2B	3B	HR	BB	SB	CS	HBP	SAC	SF	GDP	K	PO	A	E	Avg
Feb 12	at Samford-1	ph	1	0	0	0	0	0	0	0	0	0	0	0	0	0	0	0	0	0	.000
Feb 12	at Samford-2	*of	1	1	0	0	0	0	0	1	0	0	0	0	0	0	1	0	0	0	.000
Feb 26	vs Florida Int'l	pr	0	0	0	0	0	0	0	0	0	0	0	0	0	0	0	0	0	0	.000
Feb 27	vs NM State	*of	0	1	0	0	0	0	0	2	0	1	0	0	0	0	0	0	0	0	.000
Mar 04	vs Pitt	ph	0	0	0	0	0	0	0	1	1	0	0	0	0	0	0	0	0	0	.000
Mar. 4	at Florida Atlantic	ph	1	0	0	0	0	0	0	0	0	0	0	0	0	0	0	0	0	0	.000
Mar. 5	vs Illinois State	ph	1	0	0	0	0	0	0	0	0	0	0	0	0	0	1	0	0	0	.000
3/7/202	at Florida Atlantic	of	0	0	0	0	0	0	0	0	0	0	0	0	0	0	0	0	0	0	.000
Mar 12	at Florida	of	0	0	0	0	0	0	0	0	0	0	0	0	0	0	0	1	0	0	.000
Mar 13	at Florida	ph	1	0	0	0	0	0	0	0	0	0	0	0	0	0	0	0	0	0	.000
Mar 16	EASTERN KENTU	pr	0	0	0	0	0	0	0	0	0	0	0	0	0	0	0	0	0	0	.000
Mar 24	at WKU	ph	0	0	0	0	0	0	0	0	0	0	0	1	0	0	0	0	0	0	.000
Mar 27	ALABAMA	*of	0	0	0	0	0	0	0	0	0	0	0	0	0	0	0	0	0	0	.000
Mar 28	ALABAMA	ph	1	0	0	0	0	0	0	0	0	0	0	0	0	0	0	0	0	0	.000
Mar 29	ALABAMA	pr/of	0	0	0	0	0	0	0	0	0	0	0	0	0	0	0	0	0	0	.000
Mar 31	MOREHEAD STAT	of	1	1	1	0	0	0	0	0	0	0	0	0	0	0	0	1	0	0	.143
Apr 02	at Tennessee	of	0	0	0	0	0	0	0	0	0	0	0	0	0	0	0	0	0	0	.143
Apr 03	at Tennessee	ph	1	0	0	0	0	0	0	0	0	0	0	0	0	0	1	0	0	0	.125
Apr 04	at Tennessee	of	0	0	0	0	0	0	0	1	0	0	0	0	0	0	0	0	0	0	.125
Apr 11	GEORGIA-1	*of	2	0	1	0	0	0	0	1	0	0	0	0	0	0	1	0	0	0	.200
Apr 11	GEORGIA-2	*of	0	0	0	0	0	0	0	0	0	0	0	0	0	0	0	1	0	0	.200
Apr 12	GEORGIA	ph	1	0	0	0	0	0	0	0	0	0	0	0	0	0	0	0	0	0	.182
Apr 14	at Eastern Kentuck	*of	3	0	1	1	1	0	0	0	0	0	0	0	0	0	0	0	0	0	.214
Apr 16	at Auburn	ph/of	2	0	0	0	0	0	0	0	0	0	0	0	0	0	0	0	0	1	.188
Apr 17	at Auburn	ph/d	2	0	0	0	0	0	0	0	0	0	0	0	0	0	0	0	0	0	.167
Apr 21	LOUISVILLE	*dh	3	1	1	0	0	0	0	0	0	0	1	0	0	1	0	0	0	0	.190
Apr 23	LSU	ph	1	0	0	0	0	0	0	0	0	0	0	0	0	0	0	0	0	0	.182
Apr 25	LSU-1	ph	0	1	0	0	0	0	0	0	0	0	1	0	0	0	0	0	0	0	.182
Apr 25	LSU-2	*dh/of	2	0	0	0	0	0	0	0	0	0	0	0	0	0	0	0	0	0	.167
Apr 30	at Texas A&M	pr/dh	1	1	0	0	0	0	0	0	0	0	0	0	0	0	1	0	0	0	.160
May 1	at Texas A&M	ph	1	0	0	0	0	0	0	0	0	0	0	0	0	0	0	0	0	0	.154
May 08	SOUTH CAROLIN	pr/of	1	0	0	0	0	0	0	0	0	0	0	0	0	0	1	0	0	0	.148
May 12	vs Georgia	pr	0	0	0	0	0	0	0	0	0	1	0	0	0	0	0	0	0	0	.148
May 13	at Alabama	of	0	0	0	0	0	0	0	0	0	0	0	0	0	0	0	0	0	0	.148
May 22	NORTHWESTERN	pr	0	0	0	0	0	0	0	0	0	0	0	0	0	0	0	0	0	0	.148
May 23	NOTRE DAME-1	pr	0	0	0	0	0	0	0	0	0	0	0	0	0	0	0	0	0	0	.148
May 23	NOTRE DAME-2	pr	0	1	0	0	0	0	0	0	0	0	0	0	0	0	0	0	0	0	.148
Totals		8gs	27	7	4	1	1	0	0	6	1	2	1	2	0	0	6	3	1	1	.148

On base pct. .324 • Slugging pct. .185

2021 Kentucky Softball
Individual Game-by-Game for Kentucky (as of May 26, 2021)

#25 Emmy Blane - 50 games (All games)

Date	Opponent	Pos	AB	R	H	RBI	2B	3B	HR	BB	SB	CS	HBP	SAC	SF	GDP	K	PO	A	E	Avg
Feb 12	at Samford-1	3b	0	0	0	0	0	0	0	0	0	0	0	0	0	0	0	2	1	0	.000
Feb 12	at Samford-2	2b/p	1	0	0	0	0	0	0	0	0	0	0	0	0	0	0	3	0	0	.000
Feb 13	at Samford	*3b/2	0	0	0	0	0	0	0	0	0	0	0	0	0	0	0	0	1	1	.000
Feb 19	at UNC Greensbor	2b/3	0	0	0	0	0	0	0	0	0	0	0	0	0	0	0	1	2	0	.000
Feb 19	at UNC Greensbor	3b	1	0	0	0	0	0	0	1	0	0	0	0	0	0	0	1	3	0	.000
Feb 20	vs NC Central	3b	0	0	0	0	0	0	0	0	0	0	0	0	0	0	0	0	0	0	.000
Feb 20	at CAMPBELL	*3b	0	0	0	0	0	0	0	0	0	0	0	0	0	0	0	1	2	1	.000
Feb 21	vs NC Central	*3b/2	3	0	0	0	0	0	0	0	0	0	0	0	0	0	1	1	0	0	.000
Feb 21	vs Mt. St. Mary's	2b	0	0	0	0	0	0	0	0	0	0	0	0	0	0	0	0	1	0	.000
Feb 26	vs NM State	3b	0	0	0	0	0	0	0	0	0	0	0	0	0	0	0	0	0	0	.000
Feb 26	vs Florida Int'l	*3b	0	0	0	0	0	0	0	0	0	0	0	0	0	0	0	1	2	0	.000
Feb 28	vs Stetson	*3b	2	0	0	0	0	0	0	0	0	0	0	0	0	0	1	1	2	1	.000
Mar 04	vs Pitt	3b	0	0	0	0	0	0	0	0	0	0	0	0	0	0	0	0	1	0	.000
Mar. 4	at Florida Atlantic	*3b	2	0	0	0	0	0	0	1	1	0	0	0	0	0	0	1	0	1	.000
Mar. 7	vs Coastal Carolina	3b	0	0	0	0	0	0	0	0	0	0	0	0	0	0	0	1	1	0	.000
Mar 13	at Florida	*3b	2	0	0	0	0	0	0	0	0	0	0	0	0	0	1	3	2	1	.000
Mar 14	at Florida	3b	0	0	0	0	0	0	0	0	0	0	0	0	0	0	0	3	2	0	.000
Mar 16	EASTERN KENTU	3b	0	0	0	0	0	0	0	0	0	0	0	0	0	0	0	1	2	0	.000
Mar 20	DAYTON	*3b/2	1	0	0	0	0	0	0	0	0	0	0	1	0	0	1	0	1	1	.000
Mar 27	ALABAMA	3b	0	0	0	0	0	0	0	0	0	0	0	0	0	0	0	0	1	0	.000
Mar 28	ALABAMA	*2b	0	0	0	0	0	0	0	0	0	0	0	0	0	0	0	2	1	1	.000
Mar 29	ALABAMA	*2b	0	0	0	0	0	0	0	0	0	0	0	0	0	0	0	1	1	0	.000
Mar 31	MOREHEAD STAT	*2b	2	0	0	0	0	0	0	1	0	0	0	0	0	0	1	1	1	0	.000
Apr 02	at Tennessee	*2b/3	0	0	0	0	0	0	0	0	0	0	0	0	0	0	0	1	2	0	.000
Apr 03	at Tennessee	*2b	0	0	0	0	0	0	0	0	0	0	0	0	0	0	0	1	1	0	.000
Apr 04	at Tennessee	*2b/1	0	0	0	0	0	0	0	0	0	0	0	0	0	0	0	2	0	1	.000
Apr 11	GEORGIA-1	*2b	2	0	0	0	0	0	0	0	0	0	0	0	0	0	2	5	1	0	.000
Apr 11	GEORGIA-2	*2b	3	1	1	0	0	0	0	1	0	0	0	0	0	0	0	1	2	0	.053
Apr 12	GEORGIA	*2b/3	2	0	0	0	0	0	0	0	0	0	0	0	0	0	0	2	5	0	.048
Apr 14	at Eastern Kentuck	*2b/p	1	0	0	0	0	0	0	0	0	0	0	0	0	0	0	2	0	0	.045
Apr 16	at Auburn	*2b/3	0	0	0	0	0	0	0	0	0	0	0	0	0	0	0	0	4	0	.045
Apr 17	at Auburn	*2b	0	0	0	0	0	0	0	0	0	0	0	0	0	0	0	3	2	0	.045
Apr 18	at Auburn	*2b	0	0	0	0	0	0	0	0	0	0	0	0	0	0	0	2	3	0	.045
Apr 21	LOUISVILLE	*2b	0	0	0	0	0	0	0	0	0	0	0	0	0	0	0	1	1	0	.045
Apr 23	LSU	*2b	0	0	0	0	0	0	0	0	0	0	0	0	0	0	0	3	1	0	.045
Apr 25	LSU-1	*2b/3	1	0	0	0	0	0	0	0	0	0	0	0	0	0	0	1	0	0	.043
Apr 25	LSU-2	*2b	0	0	0	0	0	0	0	0	0	0	0	0	0	0	0	0	1	0	.043
Apr 30	at Texas A&M	*2b	0	0	0	0	0	0	0	0	0	0	0	0	0	0	0	3	1	0	.043
May 1	at Texas A&M	*2b	0	0	0	0	0	0	0	0	0	0	0	0	0	0	0	2	1	1	.043
May 2	at Texas A&M	*2b	0	0	0	0	0	0	0	0	0	0	0	0	0	0	0	0	1	0	.043
May 07	SOUTH CAROLIN	*2b/d	1	1	0	0	0	0	0	0	0	0	0	0	0	0	0	2	3	0	.042
May 08	SOUTH CAROLIN	*2b/3	0	0	0	0	0	0	0	0	0	0	0	0	0	0	0	2	0	0	.042
May 08	SOUTH CAROLIN	*2b	0	0	0	0	0	0	0	0	0	0	0	0	0	0	0	4	1	0	.042
May 12	vs Georgia	*2b	0	0	0	0	0	0	0	0	0	0	0	0	0	0	0	0	2	0	.042
May 13	at Alabama	*2b/3	0	0	0	0	0	0	0	0	0	0	0	0	0	0	0	3	2	0	.042
May 21	NORTHWESTERN	*2b	0	0	0	0	0	0	0	0	0	0	0	0	0	0	0	1	3	0	.042
May 22	NOTRE DAME	*2b/3	0	0	0	0	0	0	0	0	0	0	0	0	0	0	0	4	0	0	.042
May 22	NORTHWESTERN	*2b	0	0	0	0	0	0	0	0	0	0	0	0	0	0	0	1	0	0	.042
May 23	NOTRE DAME-1	*2b	0	0	0	0	0	0	0	0	0	0	0	0	0	0	0	2	3	0	.042
May 23	NOTRE DAME-2	*2b	0	0	0	0	0	0	0	0	0	0	0	0	0	0	0	2	1	0	.042
Totals		38gs	24	2	1	0	0	0	0	4	1	0	0	1	0	0	7	74	68	9	.042

On base pct. .179 • Slugging pct. .042

#24 Emma Boitnott - 4 games (All games)

Date	Opponent	Pos	AB	R	H	RBI	2B	3B	HR	BB	SB	CS	HBP	SAC	SF	GDP	K	PO	A	E	Avg
Feb 12	at Samford-2	ph	0	0	0	0	0	0	0	1	0	0	0	0	0	0	0	0	0	0	.000
Feb 20	vs NC Central	ph	1	0	0	0	0	0	0	0	0	0	0	0	0	0	0	0	0	0	.000
Mar 27	ALABAMA	pr	0	1	0	0	0	0	0	0	0	0	0	0	0	0	0	0	0	0	.000
Mar 31	MOREHEAD STAT	pr	0	1	0	0	0	0	0	0	0	0	0	0	0	0	0	0	0	0	.000
Totals		0gs	1	2	0	0	0	0	0	1	0	0	0	0	0	0	0	0	0	0	.000

On base pct. .500 • Slugging pct. .000

2021 Kentucky Softball
Individual Game-by-Game for Kentucky (as of May 26, 2021)

#21 Erin Coffel - 57 games (All games)

Date	Opponent	Pos	AB	R	H	RBI	2B	3B	HR	BB	SB	CS	HBP	SAC	SF	GDP	K	PO	A	E	Avg
Feb 12	at Samford-1	*ss	3	2	2	1	0	0	1	0	0	2	1	0	0	0	0	0	1	0	.667
Feb 12	at Samford-2	*ss	5	1	4	3	0	0	0	0	0	0	0	0	0	0	0	0	7	1	.750
Feb 13	at Samford	*ss/3b	4	1	2	1	1	0	0	1	0	0	0	0	0	0	0	2	3	2	.667
Feb 19	at UNC Greensbor	*ss	4	2	2	1	1	0	0	0	0	0	0	0	0	0	1	1	2	1	.625
Feb 19	at UNC Greensbor	*ss	4	1	1	2	0	0	1	0	0	0	0	0	0	0	1	0	2	0	.550
Feb 20	vs NC Central	*ss	5	3	3	3	2	0	1	0	0	0	0	0	0	0	1	2	0	0	.560
Feb 20	at CAMPBELL	*ss	5	2	1	0	0	0	0	0	0	0	0	0	0	0	0	0	3	0	.500
Feb 21	vs NC Central	*ss	3	1	0	0	0	0	0	0	0	0	0	1	0	0	0	1	1	0	.455
Feb 21	vs Mt. St. Mary's	*ss	4	1	3	3	0	1	1	0	0	0	0	0	0	0	0	0	2	0	.486
Feb 26	vs NM State	*ss	4	2	2	6	0	0	2	0	0	0	0	0	0	0	1	1	1	0	.488
Feb 26	vs Florida Int'l	*ss	4	1	1	2	0	0	1	0	0	0	0	0	0	0	1	0	1	2	.467
Feb 27	vs Stetson	*ss	3	2	1	1	1	0	0	1	0	0	0	0	0	0	0	0	3	0	.458
Feb 27	vs NM State	*ss	3	1	1	0	0	0	0	0	0	0	0	0	0	0	0	0	1	0	.451
Feb 28	vs Stetson	*ss	2	3	1	2	0	0	1	1	1	0	1	0	0	0	0	0	2	0	.453
Mar 04	vs Pitt	*ss	4	1	1	2	0	0	1	0	0	0	1	0	0	0	1	1	3	0	.439
Mar. 4	at Florida Atlantic	*ss	4	1	2	0	1	0	0	0	0	0	0	0	0	0	0	2	3	0	.443
Mar. 5	vs Illinois State	*ss	4	0	2	0	0	0	0	0	0	0	0	0	0	0	2	1	2	0	.446
Mar. 7	vs Coastal Carolina	*ss	3	1	2	0	0	0	0	0	0	0	0	0	0	0	1	0	2	0	.456
3/7/202	at Florida Atlantic	*ss	3	1	0	0	0	0	0	2	0	0	0	0	0	0	0	1	4	0	.437
Mar 12	at Florida	*ss	2	0	0	0	0	0	0	1	0	0	0	0	0	0	0	1	0	0	.425
Mar 13	at Florida	*ss	2	0	1	0	0	0	0	0	0	0	0	1	0	0	0	3	4	0	.427
Mar 14	at Florida	*ss	3	1	1	2	0	0	1	1	0	0	0	0	0	0	0	2	1	0	.423
Mar 16	EASTERN KENTU	*ss	3	0	0	0	0	0	0	0	0	0	0	0	0	0	1	1	1	0	.407
Mar 20	DAYTON	*ss	3	0	1	1	0	0	0	0	0	0	0	0	0	0	0	2	4	0	.405
Mar 20	DAYTON	*ss	3	0	1	1	0	0	0	1	0	0	0	0	0	0	1	3	3	0	.402
Mar 24	at WKU	*ss	2	0	0	1	0	0	0	2	0	0	0	0	1	0	0	2	4	0	.393
Mar 27	ALABAMA	*ss	4	0	1	0	0	0	0	0	0	0	0	0	0	0	1	0	2	0	.387
Mar 28	ALABAMA	*ss	4	0	1	0	0	0	0	0	0	0	0	0	0	0	1	2	2	0	.381
Mar 29	ALABAMA	*ss	3	1	2	2	0	0	1	1	0	0	0	0	0	0	1	2	2	0	.390
Mar 31	MOREHEAD STAT	*ss	1	3	1	1	0	0	1	2	1	0	1	0	0	0	0	2	2	0	.396
Apr 02	at Tennessee	*ss	1	0	0	0	0	0	0	0	0	0	2	0	0	0	0	2	0	0	.392
Apr 03	at Tennessee	*ss	4	2	3	6	0	0	2	0	0	0	0	0	0	0	0	1	2	0	.406
Apr 04	at Tennessee	*ss	2	0	0	0	0	0	0	1	0	0	0	0	0	0	2	2	1	0	.398
Apr 11	GEORGIA-1	*ss	3	2	2	4	0	0	1	0	0	0	0	0	0	0	0	3	2	0	.405
Apr 11	GEORGIA-2	*ss	2	2	2	2	0	0	0	2	1	0	1	0	0	0	0	1	4	0	.416
Apr 12	GEORGIA	*ss	2	0	0	0	0	0	0	2	0	0	0	0	0	0	1	1	1	0	.409
Apr 14	at Eastern Kentuck	*ss	3	1	0	0	0	0	0	0	0	0	1	0	0	0	1	0	2	0	.398
Apr 16	at Auburn	*ss	3	0	0	0	0	0	0	0	0	0	0	0	0	0	3	2	2	0	.388
Apr 17	at Auburn	*ss	3	0	0	0	0	0	0	0	0	0	0	0	1	0	1	0	2	2	.379
Apr 18	at Auburn	*ss	3	0	1	1	0	0	0	0	0	0	0	0	0	0	1	1	1	1	.378
Apr 21	LOUISVILLE	*ss	3	1	1	1	0	0	1	0	0	0	1	0	0	0	0	3	1	1	.377
Apr 23	LSU	*ss	1	0	1	0	0	0	0	2	0	0	0	0	0	0	0	2	4	0	.382
Apr 25	LSU-1	*ss	4	0	0	0	0	0	0	0	0	0	0	0	0	0	0	1	4	0	.370
Apr 25	LSU-2	*ss	2	1	0	0	0	0	0	0	0	0	1	0	0	0	0	2	2	2	.365
Apr 30	at Texas A&M	*ss	3	0	0	0	0	0	0	0	0	0	1	0	0	0	1	1	1	0	.357
May 1	at Texas A&M	*ss	3	1	1	0	1	0	0	0	0	0	1	0	0	0	0	4	0	0	.357
May 2	at Texas A&M	*ss	3	0	2	1	0	0	0	0	0	0	0	0	1	0	0	3	3	0	.363
May 07	SOUTH CAROLIN	*ss	3	1	2	1	1	0	0	0	0	0	0	0	0	0	0	2	3	0	.369
May 08	SOUTH CAROLIN	*ss	2	1	0	1	0	0	0	1	0	0	1	0	0	0	0	5	2	0	.364
May 08	SOUTH CAROLIN	*ss	4	0	0	0	0	0	0	0	0	0	0	0	0	0	2	2	2	1	.355
May 12	vs Georgia	*ss	3	1	2	1	0	0	0	0	0	0	0	0	0	0	0	1	1	0	.361
May 13	at Alabama	*ss	3	0	0	0	0	0	0	0	0	0	0	0	0	0	2	1	2	0	.354
May 21	NORTHWESTERN	*ss	2	0	0	0	0	0	0	1	0	0	0	0	0	0	1	4	2	1	.350
May 22	NOTRE DAME	*ss	2	1	0	1	0	0	0	0	1	0	0	1	0	0	0	2	2	2	.345
May 22	NORTHWESTERN	*ss	2	0	0	1	0	0	0	1	0	0	1	0	1	0	0	0	4	1	.341
May 23	NOTRE DAME-1	*ss	3	1	1	1	0	0	0	1	0	0	0	0	0	0	0	4	0	0	.341
May 23	NOTRE DAME-2	*ss	2	0	1	0	0	0	0	0	0	0	1	0	0	0	0	2	2	0	.343
Totals		57gs	172	47	59	56	8	1	16	24	4	2	15	3	3	1	28	72	128	17	.343

On base pct. .458 • Slugging pct. .680

2021 Kentucky Softball
Individual Game-by-Game for Kentucky (as of May 26, 2021)

#6 Victoria Fragoso - 10 games (All games)

Date	Opponent	Pos	AB	R	H	RBI	2B	3B	HR	BB	SB	CS	HBP	SAC	SF	GDP	K	PO	A	E	Avg
Feb 12	at Samford-2	3b	0	0	0	0	0	0	0	0	0	0	0	0	0	0	0	0	0	0	.000
Feb 19	at UNC Greensbor	ph	1	0	0	0	0	0	0	0	0	0	0	0	0	0	1	0	0	0	.000
Feb 20	vs NC Central	ph	0	0	0	0	0	0	0	0	0	0	1	0	0	0	0	0	0	0	.000
Feb 21	vs NC Central	3b	0	0	0	0	0	0	0	0	0	0	0	0	0	0	0	0	0	0	.000
Feb 27	vs Stetson	ph	1	0	1	0	0	0	0	0	0	0	0	0	0	0	0	0	0	0	.500
Feb 28	vs Stetson	ph	1	0	1	1	0	0	0	0	0	0	0	0	0	0	0	0	0	0	.667
Mar 20	DAYTON	ph	1	0	1	0	0	0	0	0	0	0	0	0	0	0	0	0	0	0	.750
Mar 27	ALABAMA	2b/3	1	0	0	0	0	0	0	0	0	0	0	0	0	0	0	2	1	0	.600
Mar 31	MOREHEAD STAT	3b	1	0	0	0	0	0	0	0	0	0	0	0	0	0	0	2	1	0	.500
Apr 04	at Tennessee	ph	1	0	0	0	0	0	0	0	0	0	0	0	0	0	1	0	0	0	.429
Totals		ogs	7	0	3	1	0	0	0	0	0	0	1	0	0	0	2	2	3	1	.429

On base pct. .500 • Slugging pct. .429

#17 Sloan Gayan - 12 games (All games)

Date	Opponent	Pos	AB	R	H	RBI	2B	3B	HR	BB	SB	CS	HBP	SAC	SF	GDP	K	PO	A	E	Avg
Feb 13	at Samford	p/dh	0	0	0	0	0	0	0	0	0	0	0	0	0	0	0	0	0	0	.000
Feb 19	at UNC Greensbor	*dh	0	0	0	0	0	0	0	0	0	0	0	0	0	0	0	0	0	0	.000
Feb 19	at UNC Greensbor	*dh	0	0	0	0	0	0	0	0	0	0	0	0	0	0	0	0	0	0	.000
Feb 20	vs NC Central	*dh	0	0	0	0	0	0	0	0	0	0	0	0	0	0	0	0	0	0	.000
Feb 21	vs Mt. St. Mary's	*dh	0	0	0	0	0	0	0	0	0	0	0	0	0	0	0	0	0	0	.000
Feb 26	vs NM State	*dh	0	0	0	0	0	0	0	0	0	0	0	0	0	0	0	0	0	0	.000
Feb 27	vs NM State	*dh	0	0	0	0	0	0	0	0	0	0	0	0	0	0	0	0	0	0	.000
Mar 04	vs Pitt	*dh	0	0	0	0	0	0	0	0	0	0	0	0	0	0	0	0	0	0	.000
Mar 12	at Florida	*dh/of	0	0	0	0	0	0	0	0	0	0	0	0	0	0	0	0	0	0	.000
Mar 14	at Florida	*dh	0	0	0	0	0	0	0	0	0	0	0	0	0	0	0	0	0	0	.000
Mar 24	at WKU	*dh	0	0	0	0	0	0	0	0	0	0	0	0	0	0	0	0	0	0	.000
Apr 25	LSU-2	p	0	0	0	0	0	0	0	0	0	0	0	0	0	0	0	1	0	0	.000
Totals		10gs	0	0	0	0	0	0	0	0	0	0	0	0	0	0	0	1	0	0	.000

On base pct. .000 • Slugging pct. .000

#17 Sloan Gayan - 6 appearances (All games)

Date	Opponent	GS	IP	H	R	ER	BB	SO	2B	3B	HR	WP	BK	HBP	IBB	Score	W-L	Sv	ERA	NP
Feb 13	at Samford		1.0	3	3	3	0	0	0	0	1	0	0	0	0	12-9	0-0	0	21.00	15
Feb 21	vs NC Central	*	3.0	1	0	0	1	4	0	0	0	1	0	0	0	14-0	1-0	0	5.25	51
Mar. 7	vs Coastal Carolina	*	1.0	2	2	2	1	0	1	0	0	0	0	0	0	12-3	1-0	0	7.00	26
Mar 27	ALABAMA		2.0	3	3	3	1	1	0	0	1	1	0	1	0	6-11	1-0	0	8.00	46
Apr 25	LSU-1		1.0	0	0	0	0	1	0	0	0	0	0	0	0	7-10	1-0	0	7.00	12
Apr 25	LSU-2		4.1	4	2	0	3	2	1	0	1	0	0	0	0	4-10	1-0	0	4.54	86
Totals		2	12.1	13	10	8	6	8	2	0	3	2	0	1	0	55-43	1-0	0	4.54	-

#77 Meeko Harrison - 6 games (All games)

Date	Opponent	Pos	AB	R	H	RBI	2B	3B	HR	BB	SB	CS	HBP	SAC	SF	GDP	K	PO	A	E	Avg
Feb 12	at Samford-2	ph	1	0	0	0	0	0	0	0	0	0	0	0	0	0	0	0	0	0	.000
Feb 20	vs NC Central	ph	1	0	0	0	0	0	0	0	0	0	0	0	0	0	1	0	0	0	.000
Feb 27	vs Stetson	ph	0	0	0	0	0	0	0	1	0	0	0	0	0	0	0	0	0	0	.000
Mar 31	MOREHEAD STAT	1b	1	1	1	2	0	0	1	0	0	0	0	0	0	0	0	2	0	0	.333
Apr 02	at Tennessee	ph	1	0	0	0	0	0	0	0	0	0	0	0	0	0	1	0	0	0	.250
Apr 16	at Auburn	ph	1	0	0	0	0	0	0	0	0	0	0	0	0	0	1	0	0	0	.200
Totals		ogs	5	1	1	2	0	0	1	1	0	0	0	0	0	0	3	2	0	0	.200

On base pct. .333 • Slugging pct. .800

2021 Kentucky Softball
Individual Game-by-Game for Kentucky (as of May 26, 2021)

#7 Autumn Humes - 49 games (All games)

Date	Opponent	Pos	AB	R	H	RBI	2B	3B	HR	BB	SB	CS	HBP	SAC	SF	GDP	K	PO	A	E	Avg
Feb 12	at Samford-1	*p	3	0	0	0	0	0	0	0	0	0	0	0	0	0	1	0	2	0	.000
Feb 12	at Samford-2	*dh	2	1	1	0	0	0	0	1	0	0	0	0	0	1	0	0	0	0	.200
Feb 13	at Samford	*dh/p	5	1	3	2	0	0	1	0	0	0	0	0	0	0	0	4	0	0	.400
Feb 19	at UNC Greensbor	ph/d	2	0	0	0	0	0	0	0	0	0	0	0	0	0	0	0	0	0	.333
Feb 19	at UNC Greensbor	*p/dh	4	1	2	4	0	0	1	0	0	0	0	0	0	0	0	1	0	0	.375
Feb 20	at CAMPBELL	*dh	3	0	0	0	0	0	0	0	0	0	0	0	0	0	1	0	0	0	.316
Feb 21	vs Mt. St. Mary's	*p	2	0	1	0	0	0	0	1	0	0	0	0	0	0	1	0	1	0	.333
Feb 26	vs Florida Int'l	*p/dh	2	0	0	0	0	0	0	1	0	0	0	0	0	0	0	0	3	0	.304
Feb 27	vs NM State	*p	3	0	0	1	0	0	0	0	0	0	0	0	0	0	0	0	1	0	.269
Mar 04	vs Pitt	*p/dh	3	1	1	1	0	0	1	0	0	0	0	0	0	0	2	1	1	0	.276
Mar. 5	vs Illinois State	*dh/p	2	1	1	2	0	0	1	0	0	0	0	0	0	0	1	0	0	0	.290
Mar. 7	vs Coastal Carolina	*dh	2	1	0	0	0	0	0	1	0	0	0	0	0	0	0	0	0	0	.273
3/7/202	at Florida Atlantic	*p/dh	4	0	2	0	0	0	0	0	0	0	0	0	0	0	0	0	0	0	.297
Mar 12	at Florida	*p	2	0	0	1	0	0	0	0	0	0	0	0	1	0	0	3	0	0	.282
Mar 13	at Florida	*p/dh	2	0	0	0	0	0	0	0	0	0	0	0	0	0	0	0	0	0	.268
Mar 14	at Florida	*p/dh	4	0	1	0	1	0	0	0	0	1	0	0	0	0	1	0	0	0	.267
Mar 16	EASTERN KENTU	pr/p	1	1	0	0	0	0	0	0	0	0	0	0	0	0	0	0	0	0	.261
Mar 20	DAYTON	*dh	3	0	1	0	0	0	0	0	0	0	0	0	0	0	0	0	0	0	.265
Mar 20	DAYTON	*p	3	0	1	0	0	0	0	0	0	0	0	0	0	0	1	1	0	0	.269
Mar 24	at WKU	*p	1	0	1	0	0	0	0	0	0	0	0	0	0	0	0	0	0	0	.283
Mar 27	ALABAMA	*dh	3	0	0	0	0	0	0	0	0	0	0	0	0	0	1	0	0	0	.268
Mar 28	ALABAMA	*p	3	0	1	0	0	0	0	0	0	0	0	0	0	0	0	0	4	0	.271
Mar 29	ALABAMA	*dh/p	4	0	0	0	0	0	0	0	0	0	0	0	0	0	0	3	0	0	.254
Mar 31	MOREHEAD STAT	*dh	0	0	0	1	0	0	0	1	0	0	0	0	0	0	0	0	0	0	.254
Apr 02	at Tennessee	*p/dh	3	0	0	0	0	0	0	0	0	0	0	0	0	0	2	0	2	0	.242
Apr 03	at Tennessee	*dh	3	1	2	0	0	0	0	0	0	0	0	0	0	0	0	0	0	0	.261
Apr 04	at Tennessee	*p/dh	2	0	0	0	0	0	0	0	0	0	0	0	0	0	2	0	1	0	.254
Apr 11	GEORGIA-2	*p/dh	4	0	0	0	0	0	0	0	0	0	0	0	0	0	2	0	1	0	.240
Apr 12	GEORGIA	*p	2	0	0	0	0	0	0	0	0	0	0	0	0	0	0	0	2	0	.234
Apr 14	at Eastern Kentuck	*p	4	0	2	1	0	0	0	0	0	0	0	0	0	0	0	0	0	0	.247
Apr 16	at Auburn	ph	1	0	0	0	0	0	0	0	0	0	0	0	0	0	1	0	0	0	.244
Apr 17	at Auburn	*p/dh	1	0	0	0	0	0	0	0	0	0	0	0	0	0	1	0	0	2	.241
Apr 18	at Auburn	*p	2	0	0	0	0	0	0	1	0	0	0	0	0	0	1	1	5	0	.235
Apr 21	LOUISVILLE	*p	3	0	0	0	0	0	0	0	0	0	0	0	0	0	0	1	1	0	.227
Apr 23	LSU	*p	2	0	0	0	0	0	0	0	0	0	0	0	0	0	1	0	1	0	.222
Apr 25	LSU-2	*p/dh	3	0	1	0	0	0	0	0	0	0	0	0	0	0	2	0	0	0	.226
Apr 30	at Texas A&M	*p	4	1	2	1	0	0	1	0	0	0	0	0	0	0	1	0	0	0	.237
May 1	at Texas A&M	*dh/p	3	0	1	1	1	0	0	0	0	0	0	1	0	0	0	0	0	0	.240
May 2	at Texas A&M	*p	3	1	2	0	0	1	0	0	0	0	0	0	0	0	0	0	2	0	.252
May 07	SOUTH CAROLIN	*p	2	0	0	0	0	0	0	1	0	0	0	0	0	0	0	0	4	0	.248
May 08	SOUTH CAROLIN	*dh	1	0	1	0	1	0	0	1	0	0	0	0	0	0	0	0	0	0	.255
May 08	SOUTH CAROLIN	*p/dh	3	0	0	0	0	0	0	0	0	0	0	0	0	0	0	0	0	0	.248
May 12	vs Georgia	*p	3	0	1	0	0	0	0	0	0	0	0	0	0	0	0	0	1	0	.250
May 13	at Alabama	*p/dh	3	0	1	0	0	0	0	0	0	0	0	0	0	0	2	0	0	0	.252
May 21	NORTHWESTERN	*p	2	1	1	0	0	0	0	0	0	0	0	1	0	0	0	0	1	0	.256
May 22	NOTRE DAME	*p/dh	2	0	0	0	0	0	0	0	0	0	0	0	0	0	0	0	0	0	.252
May 22	NORTHWESTERN	ph/p	1	0	0	1	0	0	0	0	0	0	0	0	1	0	0	1	2	0	.250
May 23	NOTRE DAME-1	*p	4	0	1	0	0	0	0	0	0	0	0	0	0	1	0	0	2	0	.250
May 23	NOTRE DAME-2	*dh/p	2	1	2	1	0	0	1	0	0	0	1	0	0	0	0	0	0	0	.262
Totals			42gs	126	12	33	17	3	1	6	8	0	1	0	3	2	24	5	48	2	.262

On base pct. .301 • Slugging pct. .444

2021 Kentucky Softball
Individual Game-by-Game for Kentucky (as of May 26, 2021)

#7 Autumn Humes - 39 appearances (All games)

Date	Opponent	GS	IP	H	R	ER	BB	SO	2B	3B	HR	WP	BK	HBP	IBB	Score	W-L	Sv	ERA	NP
Feb 12	at Samford-1	*	7.0	4	0	0	0	7	1	0	0	0	0	0	0	4-0	1-0	0	0.00	95
Feb 13	at Samford		4.0	2	1	1	0	3	0	0	1	0	0	0	0	12-9	2-0	0	0.64	54
Feb 19	at UNC Greensbor	*	3.0	6	3	3	1	3	1	0	0	0	0	0	0	14-4	3-0	0	2.00	61
Feb 21	vs Mt. St. Mary's	*	5.0	4	0	0	0	9	1	0	0	0	0	1	0	10-0	4-0	0	1.47	65
Feb 26	vs Florida Int'l	*	5.0	6	3	2	3	2	0	0	1	0	0	0	0	6-5	4-0	0	1.75	79
Feb 27	vs NM State	*	5.0	3	1	0	0	5	2	0	0	0	0	1	0	10-1	5-0	0	1.45	57
Mar 04	vs Pitt	*	5.0	6	1	1	3	6	1	0	1	0	0	0	0	8-1	6-0	0	1.44	87
Mar. 5	vs Illinois State		1.0	0	0	0	0	1	0	0	0	0	0	0	0	5-4	7-0	0	1.40	8
3/7/202	at Florida Atlantic	*	6.2	6	3	2	2	7	1	2	0	1	0	0	0	7-3	8-0	0	1.51	107
Mar 12	at Florida	*	6.0	6	3	3	1	2	2	0	0	0	0	0	0	1-3	8-1	0	1.76	107
Mar 13	at Florida	*	0.0	0	0	0	0	0	0	0	0	0	0	0	0	1-3	8-1	0	1.76	-
Mar 14	at Florida	*	7.1	2	0	0	2	1	1	0	0	1	0	0	0	4-2	9-1	0	1.53	107
Mar 16	EASTERN KENTU		1.2	0	0	0	0	1	0	0	0	0	0	0	0	6-5	9-1	1	1.48	12
Mar 20	DAYTON	*	7.0	6	1	1	1	9	1	0	0	0	0	0	0	3-1	10-1	1	1.43	95
Mar 24	at WKU		2.0	2	1	1	2	2	0	0	0	0	0	0	0	1-2	10-2	1	1.49	45
Mar 28	ALABAMA	*	7.0	6	2	1	3	5	2	0	0	0	0	0	0	4-2	11-2	1	1.44	111
Mar 29	ALABAMA		2.2	1	0	0	1	3	1	0	0	0	0	0	0	5-4	12-2	1	1.39	52
Apr 02	at Tennessee	*	4.0	6	4	4	2	2	1	0	1	0	0	0	0	1-6	12-3	1	1.68	68
Apr 04	at Tennessee	*	2.2	5	4	4	1	1	1	0	1	1	0	1	0	2-6	12-4	1	1.96	44
Apr 11	GEORGIA-2	*	6.0	7	7	4	2	3	1	0	3	1	0	1	0	8-9	12-4	1	2.15	98
Apr 12	GEORGIA		4.0	2	0	0	2	4	0	0	0	0	0	1	0	2-5	12-4	1	2.05	61
Apr 14	at Eastern Kentuck	*	5.0	4	4	4	2	7	0	0	2	0	0	1	0	12-4	13-4	1	2.24	86
Apr 17	at Auburn	*	1.0	6	4	2	0	0	1	0	0	0	0	0	0	2-4	13-5	1	2.36	31
Apr 18	at Auburn	*	7.0	6	1	1	3	5	0	0	1	0	0	0	0	5-1	14-5	1	2.27	111
Apr 21	LOUISVILLE		6.0	5	2	2	2	5	0	0	0	0	0	0	0	6-5	15-5	1	2.27	87
Apr 23	LSU	*	4.1	5	5	5	4	1	0	0	2	0	0	0	0	7-5	15-5	1	2.49	97
Apr 25	LSU-2	*	2.2	6	8	1	2	3	1	0	3	0	0	1	0	4-10	15-6	1	2.49	66
Apr 30	at Texas A&M	*	7.0	6	1	1	3	11	0	0	0	0	0	0	0	5-1	16-6	1	2.41	138
May 1	at Texas A&M		1.2	1	0	0	0	3	0	0	0	0	0	0	0	2-1	17-6	1	2.38	25
May 2	at Texas A&M	*	7.0	3	1	1	1	6	0	0	0	0	0	0	0	5-1	18-6	1	2.30	96
May 07	SOUTH CAROLIN	*	7.0	9	3	3	2	4	1	0	1	0	0	0	0	4-3	19-6	1	2.34	101
May 08	SOUTH CAROLIN	*	6.0	5	1	1	0	5	0	0	1	0	0	0	0	3-2	19-6	1	2.29	98
May 12	vs Georgia	*	7.0	3	0	0	2	10	1	0	0	0	0	0	0	3-0	20-6	1	2.19	87
May 13	at Alabama	*	3.0	4	3	3	2	3	1	0	1	0	0	0	0	1-5	20-7	1	2.28	55
May 21	NORTHWESTERN	*	7.0	6	2	1	1	4	2	0	1	0	0	0	0	3-2	21-7	1	2.22	105
May 22	NOTRE DAME	*	2.2	7	9	5	1	2	3	0	1	1	0	1	0	3-12	21-8	1	2.40	56
May 22	NORTHWESTERN		3.0	1	0	0	1	1	0	0	0	0	0	0	0	7-2	21-8	2	2.36	36
May 23	NOTRE DAME-1	*	7.0	3	0	0	0	0	0	0	0	0	0	0	0	7-0	22-8	2	2.26	65
May 23	NOTRE DAME-2		0.2	2	0	0	0	0	0	0	0	0	0	0	0	4-0	22-8	2	2.25	11
Totals			29	177.0	162	78	57	52	146	27	2	21	5	0	8	0197-13	22-8	2	2.25	-

2021 Kentucky Softball
Individual Game-by-Game for Kentucky (as of May 26, 2021)

#9 Lauren Johnson - 57 games (All games)

Date	Opponent	Pos	AB	R	H	RBI	2B	3B	HR	BB	SB	CS	HBP	SAC	SF	GDP	K	PO	A	E	Avg
Feb 12	at Samford-1	*2b	3	0	2	1	1	0	0	0	0	0	0	0	0	0	0	2	1	0	.667
Feb 12	at Samford-2	*2b	2	1	1	0	0	0	0	1	0	0	0	0	0	0	0	1	2	0	.600
Feb 13	at Samford	*2b/ss	4	1	1	2	0	0	0	1	0	0	0	0	0	0	1	1	1	0	.444
Feb 19	at UNC Greensbor	*2b/of	3	0	2	3	0	1	0	0	0	0	0	0	0	0	0	1	0	0	.500
Feb 19	at UNC Greensbor	*2b	3	1	3	1	0	0	0	1	0	0	0	0	0	0	0	0	0	0	.600
Feb 20	vs NC Central	*2b	2	4	1	3	0	0	0	2	0	0	1	0	0	0	0	1	1	0	.588
Feb 20	at CAMPBELL	*2b	4	0	2	0	0	0	0	1	1	0	0	0	0	0	0	0	0	1	.571
Feb 21	vs NC Central	*2b/of	3	1	2	2	0	1	0	0	0	0	0	0	0	0	0	2	1	0	.583
Feb 21	vs Mt. St. Mary's	*2b/of	4	2	2	0	2	0	0	0	0	0	0	0	0	0	0	0	2	0	.571
Feb 26	vs NM State	*2b	3	0	0	0	0	0	0	0	0	0	0	0	0	0	0	3	0	0	.516
Feb 26	vs Florida Int'l	*2b	3	1	1	0	0	0	0	1	0	0	0	0	0	0	0	1	1	0	.500
Feb 27	vs Stetson	*2b	2	1	1	1	0	0	0	1	1	0	0	1	0	0	0	1	0	0	.500
Feb 27	vs NM State	*2b	2	1	1	1	0	0	0	1	1	0	0	0	0	0	0	1	0	1	.500
Feb 28	vs Stetson	*2b	4	3	3	2	0	1	0	0	0	0	0	0	0	0	0	0	1	0	.524
Mar 04	vs Pitt	*2b	4	2	3	1	0	0	0	1	1	0	0	0	0	0	0	1	0	0	.543
Mar. 4	at Florida Atlantic	*2b	3	1	1	1	0	0	0	0	1	0	0	0	0	0	0	1	3	0	.531
Mar. 5	vs Illinois State	*2b	4	0	1	0	0	0	0	0	0	0	0	0	0	0	1	3	1	0	.509
Mar. 7	vs Coastal Carolina	*2b	3	2	1	2	0	1	0	0	0	0	0	0	0	0	0	2	1	0	.500
3/7/202	at Florida Atlantic	*2b	4	0	3	4	0	0	0	0	0	0	0	0	0	0	1	2	2	0	.517
Mar 12	at Florida	*2b	3	1	1	0	1	0	0	0	0	0	0	0	0	0	2	1	2	0	.508
Mar 13	at Florida	*2b	3	0	0	0	0	0	0	0	0	0	0	0	0	0	1	1	1	1	.485
Mar 14	at Florida	*2b	5	1	1	0	0	0	0	0	0	0	0	0	0	0	1	3	2	0	.465
Mar 16	EASTERN KENTU	*2b	4	0	2	1	1	0	0	0	0	0	0	0	0	0	1	4	3	0	.467
Mar 20	DAYTON	*2b/of	3	0	0	0	0	0	0	0	0	0	0	0	0	0	1	2	4	1	.449
Mar 20	DAYTON	*2b	2	1	1	0	1	0	0	1	0	0	0	0	0	0	1	1	0	0	.450
Mar 24	at WKU	*2b	4	0	0	0	0	0	0	0	2	0	0	1	0	0	0	1	1	0	.429
Mar 27	ALABAMA	*2b/of	4	1	2	0	0	0	0	0	0	0	0	0	0	0	0	4	2	2	.432
Mar 28	ALABAMA	*dh/of	3	0	1	0	0	0	0	1	0	0	0	0	0	0	1	0	0	0	.429
Mar 29	ALABAMA	*of	4	0	1	0	0	0	0	0	0	0	0	0	0	0	0	0	0	0	.421
Mar 31	MOREHEAD STAT	*of/dh	1	1	0	0	0	0	0	1	0	0	0	0	0	0	0	0	0	0	.417
Apr 02	at Tennessee	*of/2b	3	0	0	0	0	0	0	0	0	0	0	0	0	0	2	2	0	0	.404
Apr 03	at Tennessee	*of	3	0	0	0	0	0	0	0	0	0	0	0	0	0	0	0	0	0	.392
Apr 04	at Tennessee	*of/2b	3	1	1	0	0	0	0	0	0	0	0	0	0	0	1	0	0	1	.390
Apr 11	GEORGIA-1	*of	3	2	1	2	0	0	0	0	0	0	0	0	0	0	0	1	0	0	.389
Apr 11	GEORGIA-2	*of/of	4	0	2	4	1	0	0	0	1	0	0	0	0	0	0	2	1	0	.393
Apr 12	GEORGIA	*of/2b	3	1	1	0	0	0	0	1	0	0	0	0	0	0	0	1	1	0	.391
Apr 14	at Eastern Kentuck	*of	4	2	2	2	2	0	0	0	0	0	0	0	0	0	0	2	0	0	.395
Apr 16	at Auburn	*of/2b	4	0	1	1	0	0	0	0	0	0	0	0	0	0	0	2	1	0	.390
Apr 17	at Auburn	*of	3	0	0	0	0	0	0	0	0	0	0	0	0	0	1	2	0	0	.381
Apr 18	at Auburn	*of	4	1	0	0	0	0	0	0	0	0	0	0	0	0	0	1	0	0	.369
Apr 21	LOUISVILLE	*of/of	3	0	1	2	1	0	0	1	1	0	0	0	1	0	1	3	1	0	.368
Apr 23	LSU	*of	3	2	0	0	0	0	0	0	0	0	0	0	0	0	0	1	0	0	.360
Apr 25	LSU-1	*of/2b	4	0	1	2	1	0	0	0	0	0	0	0	0	0	0	2	1	0	.357
Apr 25	LSU-2	*of/2b	3	0	0	0	0	0	0	0	0	0	0	0	0	0	0	2	1	0	.350
Apr 30	at Texas A&M	*of	3	1	2	1	0	0	0	1	1	0	0	0	0	0	0	3	0	0	.356
May 1	at Texas A&M	*of	4	0	2	0	0	0	0	0	0	2	0	0	0	0	0	3	0	0	.360
May 2	at Texas A&M	*of	3	1	1	0	0	0	0	1	1	0	0	0	0	0	0	3	0	0	.359
May 07	SOUTH CAROLIN	*of	2	1	1	0	0	0	0	1	1	0	0	0	0	0	0	1	0	0	.361
May 08	SOUTH CAROLIN	*of/2b	3	0	0	1	0	0	0	0	0	0	0	1	0	0	1	3	1	0	.354
May 08	SOUTH CAROLIN	*of	4	0	2	1	0	0	0	0	0	0	0	0	0	0	0	2	0	0	.358
May 12	vs Georgia	*of	3	0	0	0	0	0	0	0	0	0	0	0	0	0	0	1	0	0	.352
May 13	at Alabama	*of/2b	2	0	0	0	0	0	0	1	0	1	0	0	0	0	1	3	0	0	.347
May 21	NORTHWESTERN	*of	3	0	1	0	0	0	0	0	0	1	0	0	0	0	0	1	0	0	.347
May 22	NOTRE DAME	*of/2b	3	0	1	0	0	0	0	0	0	0	0	0	0	0	1	0	1	0	.347
May 22	NORTHWESTERN	*of	4	2	2	1	0	0	0	0	0	0	1	0	0	0	1	3	0	0	.350
May 23	NOTRE DAME-1	*of	4	0	2	0	0	0	0	0	0	0	0	0	0	0	1	4	0	0	.354
May 23	NOTRE DAME-2	*of	2	0	0	0	0	0	0	1	0	0	0	1	0	0	0	3	0	0	.350
Totals		57gs	183	40	64	42	11	4	0	20	12	4	2	4	1	0	21	88	43	7	.350

On base pct. .417 • Slugging pct. .454

2021 Kentucky Softball
Individual Game-by-Game for Kentucky (as of May 26, 2021)

#99 Kayla Kowalik - 57 games (All games)

Date	Opponent	Pos	AB	R	H	RBI	2B	3B	HR	BB	SB	CS	HBP	SAC	SF	GDP	K	PO	A	E	Avg
Feb 12	at Samford-1	*c	4	1	2	0	1	1	0	0	0	0	0	0	0	0	0	8	0	0	.500
Feb 12	at Samford-2	*of/c	3	1	1	2	0	0	1	1	0	0	0	0	0	0	0	3	0	0	.429
Feb 13	at Samford	*c	4	3	1	1	0	1	0	1	0	0	0	0	0	0	0	4	0	0	.364
Feb 19	at UNC Greensbor	*of/c	3	0	2	0	0	0	0	0	1	0	0	1	0	0	0	2	1	0	.429
Feb 19	at UNC Greensbor	*of/c	4	2	4	2	1	0	0	0	0	1	0	0	0	0	0	2	0	0	.556
Feb 20	vs NC Central	*of	3	5	3	2	1	1	1	2	0	0	0	0	0	0	0	1	0	0	.619
Feb 20	at CAMPBELL	*c	4	0	1	3	0	0	0	0	0	0	0	0	1	0	2	6	1	0	.560
Feb 21	vs NC Central	*of/dh	2	4	2	3	0	0	1	2	0	0	0	0	0	0	0	0	0	0	.593
Feb 21	vs Mt. St. Mary's	*c	4	2	3	3	0	0	1	0	0	0	0	0	0	0	0	10	0	0	.613
Feb 26	vs NM State	*c	2	1	0	0	0	0	0	2	1	0	0	0	0	0	0	4	1	0	.576
Feb 26	vs Florida Int'l	*of	4	0	1	0	0	0	0	0	0	0	0	0	0	0	0	3	0	0	.541
Feb 27	vs Stetson	*of	3	2	2	0	0	0	0	1	1	0	0	0	0	0	0	3	0	0	.550
Feb 27	vs NM State	*c/dh	4	1	1	2	0	0	1	0	1	0	0	0	0	0	0	6	1	0	.523
Feb 28	vs Stetson	*c	4	3	3	3	1	0	0	0	1	0	0	0	0	0	0	5	0	0	.542
Mar 04	vs Pitt	*c	5	2	3	0	0	0	0	0	1	0	0	0	0	0	1	7	0	0	.547
Mar. 4	at Florida Atlantic	*of	4	1	2	0	0	0	0	0	0	0	0	0	0	0	0	2	0	0	.544
Mar. 5	vs Illinois State	*c	4	2	4	0	0	0	0	0	2	0	0	0	0	0	0	8	0	0	.574
Mar. 7	vs Coastal Carolina	*c	3	1	0	1	0	0	0	0	0	0	0	0	0	0	1	2	0	0	.547
3/7/202	at Florida Atlantic	*of/c	3	2	0	0	0	0	0	1	0	0	1	0	0	0	0	3	0	0	.522
Mar 12	at Florida	*c	3	0	0	0	0	0	0	0	0	0	0	0	0	0	1	3	0	0	.500
Mar 13	at Florida	*of/c	3	0	1	0	0	0	0	0	0	0	0	0	0	0	0	1	0	0	.493
Mar 14	at Florida	*c	5	0	2	0	0	0	0	0	1	0	0	0	0	0	1	1	0	0	.487
Mar 16	EASTERN KENTU	*of/c	3	1	1	0	0	0	0	1	1	0	0	0	0	0	0	2	0	0	.481
Mar 20	DAYTON	*of/c	3	1	1	0	0	0	0	0	0	0	0	0	0	0	2	3	0	0	.476
Mar 20	DAYTON	*c	4	1	2	0	0	0	0	0	0	0	0	0	0	0	10	0	0	0	.477
Mar 24	at WKU	*c	4	1	3	0	0	1	0	1	1	0	0	0	0	0	0	6	0	0	.489
Mar 27	ALABAMA	*c/of	4	1	1	0	0	1	0	0	0	0	0	0	0	0	2	4	1	0	.479
Mar 28	ALABAMA	*c	4	1	2	1	0	0	0	0	2	0	0	0	0	0	0	6	0	0	.480
Mar 29	ALABAMA	*c	4	1	1	0	0	0	0	0	0	0	0	0	0	0	0	5	0	0	.471
Mar 31	MOREHEAD STAT	*of/of	3	1	2	1	0	0	0	0	1	0	0	0	0	0	0	0	0	0	.477
Apr 02	at Tennessee	*c	2	1	1	1	0	0	1	1	0	0	0	0	0	0	1	5	0	0	.477
Apr 03	at Tennessee	*c	2	4	1	1	0	0	0	2	0	0	0	0	0	0	0	5	0	0	.477
Apr 04	at Tennessee	*c	3	1	2	2	0	1	1	0	0	0	0	0	0	0	1	3	0	0	.482
Apr 11	GEORGIA-1	*c	3	2	2	0	0	0	0	0	0	0	0	0	0	0	0	1	0	0	.487
Apr 11	GEORGIA-2	*c	5	3	4	2	2	0	1	0	0	0	0	0	0	0	0	3	0	0	.500
Apr 12	GEORGIA	*c	4	1	3	1	0	0	1	0	0	0	0	0	0	0	0	4	1	0	.508
Apr 14	at Eastern Kentuck	*c	4	3	3	1	0	0	1	0	0	0	0	0	0	0	0	7	0	0	.515
Apr 16	at Auburn	*c	4	1	3	0	0	0	0	0	2	0	0	0	0	0	0	3	1	1	.522
Apr 17	at Auburn	*c	3	1	2	2	0	0	1	0	0	0	0	0	0	0	0	6	0	0	.526
Apr 18	at Auburn	*c	4	0	3	0	2	0	0	0	0	0	0	0	0	0	0	5	0	0	.532
Apr 21	LOUISVILLE	*c	5	1	3	0	1	0	0	0	1	0	0	0	0	0	1	7	1	0	.534
Apr 23	LSU	*c	4	1	1	0	0	0	0	0	1	0	0	0	0	0	0	1	0	0	.527
Apr 25	LSU-1	*c	3	3	3	1	0	0	1	0	0	0	0	1	0	0	0	4	1	0	.536
Apr 25	LSU-2	*c	3	1	0	0	0	0	0	1	0	0	0	0	0	0	0	6	0	0	.526
Apr 30	at Texas A&M	*c	2	2	1	0	0	0	0	2	1	0	0	0	0	0	0	11	1	0	.525
May 1	at Texas A&M	*c	3	1	0	0	0	0	0	1	0	0	0	0	0	0	1	5	0	0	.516
May 2	at Texas A&M	*c	3	1	2	0	0	0	0	1	0	1	0	0	0	0	0	7	0	0	.518
May 07	SOUTH CAROLIN	*c	4	1	1	0	0	0	0	0	0	0	0	0	0	0	0	5	0	0	.512
May 08	SOUTH CAROLIN	*c	3	2	1	0	0	0	0	1	0	0	0	0	0	0	0	3	0	0	.509
May 08	SOUTH CAROLIN	*c	4	1	2	0	0	0	0	0	0	0	0	0	0	0	0	6	0	0	.509
May 12	vs Georgia	*c	3	1	2	0	1	0	0	0	0	0	0	0	0	0	0	10	0	0	.511
May 13	at Alabama	*c	4	0	1	0	0	0	0	0	1	0	0	0	0	0	2	3	0	0	.505
May 21	NORTHWESTERN	*c	2	0	0	1	0	0	0	1	0	1	0	0	0	0	0	6	0	0	.500
May 22	NOTRE DAME	*c	3	1	2	0	0	0	0	0	1	0	0	0	0	0	0	4	1	1	.503
May 22	NORTHWESTERN	*c	5	1	3	0	0	0	0	0	1	0	0	0	0	0	0	2	0	0	.505
May 23	NOTRE DAME-1	*c	2	2	1	1	1	0	0	2	0	0	0	0	0	0	0	0	0	0	.505
May 23	NOTRE DAME-2	*c	3	0	0	0	0	0	0	1	0	0	0	0	0	0	0	2	1	0	.497
Totals		57gs	197	77	98	37	11	6	12	25	22	3	1	2	1	0	16	244	12	2	.497

On base pct. .554 • Slugging pct. .797

2021 Kentucky Softball
Individual Game-by-Game for Kentucky (as of May 26, 2021)

#34 Cassie Lindmark - 17 games (All games)

Date	Opponent	Pos	AB	R	H	RBI	2B	3B	HR	BB	SB	CS	HBP	SAC	SF	GDP	K	PO	A	E	Avg
Feb 12	at Samford-1	ph	1	0	0	0	0	0	0	0	0	0	0	0	0	0	1	0	0	0	.000
Feb 12	at Samford-2	*c	0	0	0	0	0	0	0	0	0	0	0	0	0	0	0	1	0	0	.000
Feb 19	at UNC Greensbor	*c	1	0	0	0	0	0	0	0	0	0	0	0	0	0	1	0	0	0	.000
Feb 19	at UNC Greensbor	*c	2	0	1	0	1	0	0	0	0	0	1	0	0	0	0	5	0	0	.250
Feb 20	vs NC Central	*c	2	1	1	1	0	0	1	1	0	1	0	0	0	0	0	7	0	0	.333
Feb 21	vs NC Central	*c	3	0	1	0	0	0	0	0	0	0	0	0	0	0	0	6	0	0	.333
Feb 26	vs Florida Int'l	*c	2	0	0	0	0	0	0	0	0	0	0	0	0	0	0	2	0	0	.273
Feb 27	vs Stetson	*c	0	0	0	0	0	0	0	0	0	0	0	0	0	0	0	7	0	0	.273
Feb 27	vs NM State	c	0	0	0	0	0	0	0	0	0	0	0	0	0	0	0	1	0	0	.273
Mar. 4	at Florida Atlantic	*c	0	0	0	0	0	0	0	0	0	0	0	0	0	0	0	3	0	0	.273
3/7/202	at Florida Atlantic	*c	0	0	0	0	0	0	0	0	0	0	0	0	0	0	0	4	1	0	.273
Mar 13	at Florida	*c	0	0	0	0	0	0	0	0	0	0	0	0	0	0	0	1	0	0	.273
Mar 16	EASTERN KENTU	*c	0	0	0	0	0	0	0	0	0	0	0	0	0	0	0	2	0	0	.273
Mar 20	DAYTON	*c	0	0	0	0	0	0	0	0	0	0	0	0	0	0	0	2	0	0	.273
Mar 27	ALABAMA	c	0	0	0	0	0	0	0	0	0	0	0	0	0	0	0	1	0	0	.273
Mar 31	MOREHEAD STAT	*c	0	0	0	0	0	0	0	0	0	0	0	0	0	0	0	7	1	0	.273
Apr 04	at Tennessee	1b	0	0	0	0	0	0	0	0	0	0	0	0	0	0	0	1	0	0	.273
Totals		13gs	11	1	3	1	1	0	0	1	1	0	2	0	0	0	2	50	2	0	.273

On base pct. .429 • Slugging pct. .364

#11 Vanessa Nesby - 33 games (All games)

Date	Opponent	Pos	AB	R	H	RBI	2B	3B	HR	BB	SB	CS	HBP	SAC	SF	GDP	K	PO	A	E	Avg
Feb 12	at Samford-2	pr	0	1	0	0	0	0	0	0	0	0	0	0	0	0	0	0	0	0	.000
Feb 13	at Samford	of	1	1	1	0	1	0	0	0	0	0	0	0	0	0	0	1	0	1	1.000
Feb 19	at UNC Greensbor	of	0	0	0	0	0	0	0	0	0	0	0	0	0	0	0	2	0	0	1.000
Feb 19	at UNC Greensbor	pr	0	1	0	0	0	0	0	0	0	0	0	0	0	0	0	0	0	0	1.000
Feb 26	vs NM State	pr	0	1	0	0	0	0	0	0	1	0	0	0	0	0	0	0	0	0	1.000
Feb 26	vs Florida Int'l	pr	0	1	0	0	0	0	0	0	0	0	0	0	0	0	0	0	0	0	1.000
Feb 27	vs Stetson	pr	0	0	0	0	0	0	0	0	0	0	0	0	0	0	0	0	0	0	1.000
Feb 27	vs NM State	pr	0	1	0	0	0	0	0	0	0	0	0	0	0	0	0	0	0	0	1.000
Feb 28	vs Stetson	of	0	0	0	0	0	0	0	0	0	0	0	0	0	0	0	0	0	0	1.000
Mar. 4	at Florida Atlantic	pr	0	0	0	0	0	0	0	0	0	0	0	0	0	0	0	0	0	0	1.000
Mar. 5	vs Illinois State	pr	0	1	0	0	0	0	0	0	0	0	0	0	0	0	0	0	0	0	1.000
Mar 13	at Florida	of	0	0	0	0	0	0	0	0	0	0	0	0	0	0	0	0	0	0	1.000
Mar 16	EASTERN KENTU	pr	0	0	0	0	0	0	0	0	0	0	0	0	0	0	0	0	0	0	1.000
Mar 20	DAYTON	pr	0	0	0	0	0	0	0	0	0	0	0	0	0	0	0	0	0	0	1.000
Mar 27	ALABAMA	pr/of	0	0	0	0	0	0	0	0	0	0	0	0	0	0	0	0	0	0	1.000
Mar 28	ALABAMA	pr	0	1	0	0	0	0	0	0	1	0	0	0	0	0	0	0	0	0	1.000
Mar 29	ALABAMA	of	0	0	0	0	0	0	0	0	0	0	0	0	0	0	0	0	0	0	1.000
Mar 31	MOREHEAD STAT	of	2	0	1	1	0	1	0	0	0	0	0	0	0	0	0	0	0	0	.667
Apr 02	at Tennessee	of	0	0	0	0	0	0	0	0	0	0	0	0	0	0	0	0	0	0	.667
Apr 04	at Tennessee	of	1	0	0	0	0	0	0	0	0	0	0	0	0	0	1	0	0	1	.500
Apr 12	GEORGIA	pr/of	0	0	0	0	0	0	0	0	0	0	0	0	0	0	0	0	0	0	.500
Apr 14	at Eastern Kentuck	pr/of	0	0	0	0	0	0	0	0	0	0	0	0	0	0	0	1	0	0	.500
Apr 23	LSU	pr	0	1	0	0	0	0	0	0	0	0	0	0	0	0	0	0	0	0	.500
Apr 25	LSU-1	pr	0	1	0	0	0	0	0	0	0	0	0	0	0	0	0	0	0	0	.500
Apr 30	at Texas A&M	pr	0	0	0	0	0	0	0	0	0	0	0	0	0	0	0	0	0	0	.500
May 1	at Texas A&M	pr	0	0	0	0	0	0	0	0	0	0	0	0	0	0	0	0	0	0	.500
May 2	at Texas A&M	pr	0	1	0	0	0	0	0	0	0	0	0	0	0	0	0	0	0	0	.500
May 07	SOUTH CAROLIN	pr	0	0	0	0	0	0	0	0	0	0	0	0	0	0	0	0	0	0	.500
May 08	SOUTH CAROLIN	pr	0	1	0	0	0	0	0	0	0	0	0	0	0	0	0	0	0	0	.500
May 13	at Alabama	pr	0	0	0	0	0	0	0	0	0	0	0	0	0	0	0	0	0	0	.500
May 21	NORTHWESTERN	pr	0	0	0	0	0	0	0	0	0	0	0	0	0	0	0	0	0	0	.500
May 23	NOTRE DAME-1	pr	0	0	0	0	0	0	0	0	0	0	0	0	0	0	0	0	0	0	.500
May 23	NOTRE DAME-2	pr	0	1	0	0	0	0	0	0	0	0	0	0	0	0	0	0	0	0	.500
Totals		0gs	4	13	2	1	1	1	0	0	2	0	0	0	0	0	1	4	0	2	.500

On base pct. .500 • Slugging pct. 1.250

2021 Kentucky Softball
Individual Game-by-Game for Kentucky (as of May 26, 2021)

#23 Stephanie Schoonover - 4 appearances (All games)

Date	Opponent	GS	IP	H	R	ER	BB	SO	2B	3B	HR	WP	BK	HBP	IBB	Score	W-L	Sv	ERA	NP
Feb 19	at UNC Greensbor		2.0	2	1	1	0	2	0	0	0	0	0	0	0	14-4	0-0	0	3.50	23
Feb 21	vs NC Central		2.0	3	0	0	0	1	0	0	0	0	0	1	0	14-0	0-0	0	1.75	31
Mar 04	vs Pitt		2.0	0	0	0	2	1	0	0	0	0	0	0	0	8-1	0-0	0	1.17	36
Mar 31	MOREHEAD STAT		1.0	1	0	0	1	0	0	0	0	0	0	1	0	13-1	0-0	0	1.00	24
Totals		0	7.0	6	1	1	3	4	0	0	0	0	0	2	0	49-6	0-0	0	1.00	-

#19 Rylea Smith - 50 games (All games)

Date	Opponent	Pos	AB	R	H	RBI	2B	3B	HR	BB	SB	CS	HBP	SAC	SF	GDP	K	PO	A	E	Avg	
Feb 12	at Samford-1	*of	2	0	0	0	0	0	0	0	0	0	0	0	0	0	0	0	0	0	.000	
Feb 12	at Samford-2	ph/of	2	1	2	1	0	0	0	0	0	0	0	0	0	0	0	0	0	0	1	.500
Feb 13	at Samford	*of	4	1	1	1	1	0	0	0	0	0	0	0	0	0	0	0	0	0	.375	
Feb 19	at UNC Greensbor	*of/of	2	2	1	1	0	0	1	1	0	0	0	0	0	0	0	5	0	0	.400	
Feb 19	at UNC Greensbor	*of	3	1	1	1	0	0	0	0	0	0	0	0	0	0	2	0	0	0	.385	
Feb 20	vs NC Central	*of	3	2	1	1	0	0	0	0	0	0	0	0	0	0	0	0	0	0	.375	
Feb 20	at CAMPBELL	*of	3	1	0	0	0	0	1	0	0	0	0	0	0	0	0	0	0	0	.316	
Feb 21	vs NC Central	*of/of	3	3	2	0	1	0	0	0	0	0	0	0	0	0	0	1	0	0	.364	
Feb 21	vs Mt. St. Mary's	*of	3	3	3	0	1	0	0	0	0	0	0	0	0	0	0	0	0	0	.440	
Feb 26	vs NM State	*of	3	1	1	0	0	0	0	0	0	0	0	0	0	0	0	0	0	0	.429	
Feb 26	vs Florida Int'l	*dh/of	3	1	2	0	0	0	0	0	0	0	0	0	0	0	0	0	0	0	.452	
Feb 27	vs Stetson	*of	4	0	0	0	0	0	0	0	0	0	0	0	0	0	0	1	0	0	.400	
Feb 27	vs NM State	*of	3	2	3	1	0	0	0	0	0	0	0	0	0	0	0	0	0	0	.447	
Feb 28	vs Stetson	*of	3	2	2	1	0	0	0	0	1	0	0	0	0	0	0	1	0	0	.463	
Mar 04	vs Pitt	*of	3	1	1	0	0	0	0	1	0	0	0	0	0	0	0	0	0	0	.455	
Mar. 4	at Florida Atlantic	*of/dh	2	0	0	0	0	0	0	1	0	0	0	0	0	0	0	2	0	0	.435	
Mar. 5	vs Illinois State	*of	3	0	0	0	0	0	0	0	0	0	0	0	0	0	1	0	0	0	.408	
Mar. 7	vs Coastal Carolina	*of	2	1	0	0	0	0	0	1	0	0	0	0	0	0	1	2	0	0	.392	
Mar 12	at Florida	*of/of	2	0	0	0	0	0	0	0	0	0	0	0	0	0	0	1	0	0	.377	
Mar 13	at Florida	of	1	0	0	0	0	0	0	0	0	0	0	0	0	0	0	1	0	0	.370	
Mar 14	at Florida	*of	4	0	3	1	0	0	0	0	0	1	0	0	0	0	1	3	1	0	.397	
Mar 16	EASTERN KENTU	*of	3	1	1	0	0	0	0	0	0	0	0	0	0	0	0	0	0	0	.393	
Mar 20	DAYTON	*of	2	0	0	0	0	0	0	0	0	0	0	0	0	0	0	0	0	0	.381	
Mar 20	DAYTON	*of	3	0	1	0	0	0	0	1	0	0	0	0	0	0	1	0	0	0	.379	
Mar 24	at WKU	*of	4	0	1	0	0	0	0	0	0	0	0	0	0	0	0	1	0	0	.371	
Mar 27	ALABAMA	*of/of	3	1	1	1	1	0	0	0	0	0	0	0	0	0	2	2	0	0	.370	
Mar 28	ALABAMA	*of/dh	2	1	0	0	0	0	0	0	0	0	0	0	0	0	1	0	0	0	.360	
Mar 29	ALABAMA	*of/dh	4	1	2	2	0	0	1	0	0	0	0	0	0	0	0	3	0	0	.367	
Mar 31	MOREHEAD STAT	*of/of	2	0	0	0	0	0	0	0	0	0	0	0	0	0	0	0	0	0	.358	
Apr 02	at Tennessee	*of/of	2	0	0	0	0	0	0	0	0	0	0	0	0	0	0	0	0	0	.349	
Apr 03	at Tennessee	*of	4	2	2	4	0	0	1	0	0	0	0	0	0	0	1	1	0	0	.356	
Apr 04	at Tennessee	*of	2	0	0	0	0	0	0	1	0	0	0	0	0	0	1	3	0	0	.348	
Apr 11	GEORGIA-1	*dh	3	2	1	0	0	0	0	0	0	0	0	0	0	0	0	0	0	0	.348	
Apr 11	GEORGIA-2	*dh	2	0	0	0	0	0	0	0	0	0	0	0	0	0	1	0	0	0	.340	
Apr 12	GEORGIA	*of	3	0	0	0	0	0	0	1	0	0	0	0	0	0	1	0	0	0	.330	
Apr 14	at Eastern Kentuck	*dh	1	1	0	0	0	0	0	2	0	0	0	0	0	0	0	0	0	0	.327	
Apr 16	at Auburn	*dh/of	3	1	1	0	0	0	0	0	0	0	0	0	0	0	1	0	0	0	.327	
Apr 17	at Auburn	*dh/of	3	0	0	0	0	0	0	0	0	0	0	0	0	0	1	0	0	0	.317	
Apr 18	at Auburn	*dh	3	1	2	0	0	0	0	0	0	0	0	0	0	0	0	0	0	0	.327	
Apr 21	LOUISVILLE	ph/of	2	0	1	1	0	0	0	0	0	0	0	0	0	0	1	0	0	0	.330	
Apr 23	LSU	*dh	3	0	1	0	0	0	0	0	0	0	0	0	0	0	0	0	0	0	.330	
Apr 25	LSU-1	*of/dh	3	1	1	0	1	0	0	0	0	0	0	0	0	0	1	0	0	0	.330	
Apr 25	LSU-2	of	1	0	0	0	0	0	0	0	0	0	0	0	0	0	0	0	0	0	.328	
May 08	SOUTH CAROLIN	pr	0	0	0	0	0	0	0	0	0	0	0	0	0	0	0	0	0	0	.328	
May 08	SOUTH CAROLIN	of	0	0	0	0	0	0	0	1	0	0	0	0	0	0	0	0	0	0	.328	
May 13	at Alabama	*dh/of	2	0	0	0	0	0	0	0	0	0	0	0	0	0	2	0	0	0	.322	
May 21	NORTHWESTERN	*dh	3	1	1	1	0	0	0	0	0	0	0	0	0	0	0	0	0	0	.322	
May 22	NOTRE DAME	*dh/of	1	0	0	0	0	0	0	1	0	0	0	0	0	0	1	0	0	0	.320	
May 22	NORTHWESTERN	*dh	2	0	0	0	0	0	0	0	0	0	0	0	0	0	1	0	0	0	.315	
May 23	NOTRE DAME-1	*dh	4	0	0	0	0	0	0	0	0	0	0	0	0	0	1	0	0	0	.305	
Totals		44gs	128	35	39	17	5	0	3	12	1	1	0	0	0	0	19	29	1	1	.305	

On base pct. .364 • Slugging pct. .414

2021 Kentucky Softball
Individual Game-by-Game for Kentucky (as of May 26, 2021)

#5 Tatum Spangler - 56 games (All games)

Date	Opponent	Pos	AB	R	H	RBI	2B	3B	HR	BB	SB	CS	HBP	SAC	SF	GDP	K	PO	A	E	Avg
Feb 12	at Samford-1	*of	2	0	0	0	0	0	0	0	0	0	0	0	0	0	1	0	0	0	.000
Feb 12	at Samford-2	pr/of	1	2	1	0	1	0	0	0	0	0	0	0	0	0	0	0	0	0	.333
Feb 13	at Samford	*of	3	1	0	0	0	0	0	1	0	0	0	0	0	0	1	0	0	0	.167
Feb 19	at UNC Greensbor	of	0	0	0	0	0	0	0	0	0	0	0	0	0	0	0	1	0	1	.167
Feb 19	at UNC Greensbor	pr/of	1	1	0	0	0	0	0	0	0	0	0	0	0	0	0	0	0	0	.143
Feb 20	vs NC Central	*p	3	1	1	0	0	0	0	1	1	0	0	0	0	0	0	0	0	0	.200
Feb 20	at CAMPBELL	*of	2	2	0	0	0	0	0	1	0	0	0	0	0	0	0	1	0	0	.167
Feb 21	vs Mt. St. Mary's	*of	1	1	1	0	0	0	0	0	0	0	0	0	0	0	0	0	0	0	.231
Feb 26	vs NM State	*of	3	3	3	1	1	0	0	0	0	0	0	0	0	0	0	2	0	0	.375
Feb 26	vs Florida Int'l	*of	1	0	0	0	0	0	0	0	0	0	0	0	0	0	0	1	0	0	.353
Feb 27	vs Stetson	*p/dh	3	0	1	1	0	0	0	0	0	0	0	0	1	0	0	1	2	0	.350
Feb 27	vs NM State	of	1	1	0	1	0	0	0	0	0	0	0	0	0	0	0	0	0	0	.333
Feb 28	vs Stetson	*of/dh	0	0	0	0	0	0	0	0	0	0	0	0	0	0	0	0	0	0	.333
Mar 04	vs Pitt	*of	3	0	1	0	0	1	0	0	0	0	0	0	0	0	1	0	0	0	.333
Mar. 4	at Florida Atlantic	of	0	0	0	0	0	0	0	0	0	0	0	0	0	0	0	0	0	0	.333
Mar. 5	vs Illinois State	*of	0	1	0	0	0	0	0	0	0	0	0	0	0	0	0	0	0	0	.333
Mar. 7	vs Coastal Carolina	*of	3	1	2	2	0	0	0	0	0	0	0	0	0	0	1	2	0	0	.370
3/7/202	at Florida Atlantic	*of	4	2	3	2	0	0	0	0	0	0	0	0	0	0	0	0	0	0	.419
Mar 12	at Florida	*of/dh	2	0	1	0	1	0	0	0	0	0	0	0	0	0	1	0	0	0	.424
Mar 13	at Florida	*of	2	0	0	0	0	0	0	0	0	0	0	0	0	0	0	0	0	0	.400
Mar 14	at Florida	*of	3	0	0	0	0	0	0	0	0	0	0	1	0	0	1	0	0	0	.368
Mar 16	EASTERN KENTU	*of	3	1	1	1	0	0	0	0	0	0	0	0	0	0	0	2	0	0	.366
Mar 20	DAYTON	*p/of	2	0	1	1	1	0	0	0	0	0	0	0	0	0	1	0	3	1	.372
Mar 20	DAYTON	*of	2	0	0	0	0	0	0	0	0	0	0	0	0	0	1	0	0	0	.356
Mar 24	at WKU	*of	3	0	0	0	0	0	0	0	0	0	0	1	0	0	0	2	0	0	.333
Mar 27	ALABAMA	*p/of	3	1	1	0	0	0	0	0	0	0	0	0	0	0	1	0	0	0	.333
Mar 28	ALABAMA	*of/of	3	0	1	0	1	0	0	0	0	0	0	0	0	0	2	1	0	0	.333
Mar 29	ALABAMA	*1b	3	1	2	0	0	0	0	1	0	0	0	0	0	0	0	9	0	1	.351
Mar 31	MOREHEAD STAT	*1b	2	1	1	1	0	0	0	0	0	0	0	0	0	0	0	1	0	0	.356
Apr 02	at Tennessee	*1b	3	0	1	0	0	0	0	0	0	0	0	0	0	0	1	5	0	0	.355
Apr 03	at Tennessee	*1b	3	3	3	0	1	0	0	0	0	0	0	0	0	0	0	5	0	1	.385
Apr 04	at Tennessee	*1b/p	3	0	0	0	0	0	0	0	0	0	0	0	0	0	1	6	1	0	.368
Apr 11	GEORGIA-1	*1b	2	1	1	0	0	0	0	1	0	1	0	0	0	0	0	2	0	0	.371
Apr 11	GEORGIA-2	*1b/of	5	1	1	0	0	0	0	0	0	0	0	0	0	0	1	8	1	1	.360
Apr 12	GEORGIA	*p/of	3	0	1	0	0	0	0	0	0	0	0	0	0	0	0	5	1	0	.359
Apr 14	at Eastern Kentuck	*1b	4	3	3	3	0	0	1	0	1	0	0	0	0	0	0	2	0	0	.378
Apr 16	at Auburn	*of/1b	3	0	2	1	1	0	0	0	0	1	0	1	0	0	0	4	0	0	.388
Apr 17	at Auburn	*of/p	3	0	1	0	0	0	0	0	0	0	0	0	0	0	0	0	1	1	.386
Apr 18	at Auburn	*of	3	1	1	1	0	0	0	0	0	0	0	0	1	0	0	0	0	0	.385
Apr 21	LOUISVILLE	*of/1b	4	1	1	1	1	0	0	0	0	0	0	0	1	0	0	5	0	0	.379
Apr 23	LSU	*of	3	1	1	0	0	0	0	0	0	0	0	1	0	0	1	0	0	0	.378
Apr 25	LSU-1	*p/dh	2	0	1	2	0	0	0	0	0	0	0	0	2	0	0	2	0	0	.380
Apr 25	LSU-2	*of/of	4	1	2	0	1	0	0	0	0	0	0	0	0	0	0	2	0	0	.385
Apr 30	at Texas A&M	*of	4	0	0	0	0	0	0	0	0	0	0	0	0	0	0	0	0	0	.370
May 1	at Texas A&M	*of	4	0	1	1	0	1	0	0	0	0	0	0	0	0	1	4	0	0	.366
May 2	at Texas A&M	*of	4	0	1	0	0	0	0	0	0	0	0	0	0	0	1	1	0	1	.362
May 07	SOUTH CAROLIN	*of	2	0	1	0	1	0	0	0	0	0	0	1	0	0	0	0	0	0	.364
May 08	SOUTH CAROLIN	*of/of	4	1	2	0	0	0	0	0	0	0	0	0	0	0	1	1	0	0	.369
May 08	SOUTH CAROLIN	*of/p	4	0	0	0	0	0	0	0	0	0	0	0	0	0	0	0	0	0	.357
May 12	vs Georgia	*of	3	0	1	0	0	0	0	0	0	0	0	0	0	0	0	0	0	0	.357
May 13	at Alabama	*of	4	0	1	0	1	0	0	0	0	0	0	0	0	0	1	0	0	0	.353
May 21	NORTHWESTERN	*of	2	0	0	0	0	0	0	0	0	0	0	1	0	0	1	1	0	0	.348
May 22	NOTRE DAME	*of	3	1	1	0	0	0	0	0	1	0	0	0	0	0	0	3	0	0	.348
May 22	NORTHWESTERN	*of	3	2	0	0	0	0	0	2	0	0	0	0	0	0	1	3	0	0	.340
May 23	NOTRE DAME-1	*of	3	1	2	2	0	0	1	0	0	0	0	1	0	0	0	2	0	0	.347
May 23	NOTRE DAME-2	*of	3	0	2	1	1	0	0	0	0	0	0	0	1	0	0	1	0	0	.354
Totals			51gs	147	37	52	22	12	2	7	3	2	0	7	6	0	21	85	9	7	.354

On base pct. .369 • Slugging pct. .503

2021 Kentucky Softball
Individual Game-by-Game for Kentucky (as of May 26, 2021)

#5 Tatum Spangler - 9 appearances (All games)

Date	Opponent	GS	IP	H	R	ER	BB	SO	2B	3B	HR	WP	BK	HBP	IBB	Score	W-L	Sv	ERA	NP
Feb 20	vs NC Central	*	5.0	4	1	1	3	7	2	0	0	0	0	1	0	20-1	1-0	0	1.40	76
Feb 27	vs Stetson	*	6.0	1	0	0	1	6	0	0	0	0	0	1	0	7-0	2-0	0	0.64	65
Mar 20	DAYTON	*	5.1	3	1	0	0	2	0	0	0	2	0	0	0	3-1	3-0	0	0.43	72
Mar 27	ALABAMA	*	2.1	4	3	1	0	2	1	0	0	0	0	0	0	6-11	3-1	0	0.75	40
Apr 04	at Tennessee		3.0	2	1	1	1	2	0	0	0	0	0	0	0	2-6	3-1	0	0.97	49
Apr 12	GEORGIA	*	0.0	2	3	3	0	0	1	0	0	0	0	2	0	2-5	3-2	0	1.94	20
Apr 17	at Auburn		5.0	1	0	0	2	6	0	0	0	0	0	1	0	2-4	3-2	0	1.58	82
Apr 25	LSU-1	*	0.0	3	3	3	2	0	0	0	1	0	0	0	0	7-10	3-3	0	2.36	22
May 08	SOUTH CAROLIN		2.0	2	1	1	1	0	0	0	0	0	0	0	0	3-2	4-3	0	2.44	34
Totals		6	28.2	22	13	10	10	25	4	0	1	2	0	5	0	52-40	4-3	0	2.44	-

2021 Kentucky Softball
Individual Game-by-Game for Kentucky (as of May 26, 2021)

#1 Miranda Stoddard - 56 games (All games)

Date	Opponent	Pos	AB	R	H	RBI	2B	3B	HR	BB	SB	CS	HBP	SAC	SF	GDP	K	PO	A	E	Avg
Feb 12	at Samford-1	*3b/d	2	1	1	0	0	0	0	1	0	0	0	0	0	0	0	0	3	0	.500
Feb 12	at Samford-2	*3b	4	1	1	3	0	0	1	0	0	0	0	0	0	0	1	1	1	0	.333
Feb 13	at Samford	*p/3b	3	1	0	0	0	0	0	2	0	0	0	0	0	0	0	1	3	0	.222
Feb 19	at UNC Greensbor	*3b/p	3	2	1	1	0	0	1	1	0	0	0	0	0	0	0	0	0	0	.250
Feb 19	at UNC Greensbor	*3b	1	1	0	1	0	0	0	1	0	0	0	0	0	0	0	0	0	0	.231
Feb 20	vs NC Central	*3b	1	0	0	1	0	0	0	0	0	0	0	0	1	0	0	0	2	0	.214
Feb 20	at CAMPBELL	*p/3b	4	2	3	4	0	0	1	0	0	0	0	0	0	0	0	0	3	0	.333
Feb 21	vs Mt. St. Mary's	*3b	2	0	1	1	0	0	0	1	0	0	0	0	0	0	0	2	0	0	.350
Feb 26	vs NM State	*3b/d	3	0	1	1	0	0	0	0	0	0	0	0	0	0	2	0	1	0	.348
Feb 26	vs Florida Int'l	ph/p	2	1	1	1	0	0	1	0	0	0	0	0	0	0	0	0	2	0	.360
Feb 27	vs Stetson	*3b	3	0	0	0	0	0	0	0	0	0	0	0	0	0	1	0	2	0	.321
Feb 27	vs NM State	*3b	3	2	1	1	0	0	1	0	0	0	0	0	0	0	0	1	5	0	.323
Feb 28	vs Stetson	*dh/p	1	1	1	1	0	0	0	2	0	0	0	0	0	0	0	0	2	0	.344
Mar 04	vs Pitt	*3b	4	0	0	1	0	0	0	0	0	0	0	0	0	0	0	2	1	0	.306
Mar. 4	at Florida Atlantic	*p/3b	3	0	0	0	0	0	0	0	0	0	0	0	0	0	0	0	4	0	.282
Mar. 5	vs Illinois State	*3b	3	0	0	0	0	0	0	0	0	0	0	0	0	0	1	1	1	0	.262
Mar. 7	vs Coastal Carolina	*3b/p	2	1	0	0	0	0	0	1	0	0	0	0	0	0	0	2	0	0	.250
3/7/202	at Florida Atlantic	*3b	2	1	0	0	0	0	0	2	0	0	0	0	0	0	0	0	5	0	.239
Mar 12	at Florida	*3b	3	0	0	0	0	0	0	0	0	0	0	0	0	0	2	2	0	0	.224
Mar 13	at Florida	p	0	0	0	0	0	0	0	0	0	0	0	0	0	0	0	0	1	0	.224
Mar 14	at Florida	*3b/p	2	1	0	0	0	0	0	0	0	0	0	1	0	0	0	1	0	0	.216
Mar 16	EASTERN KENTU	*3b/d	2	0	0	0	0	0	0	0	0	0	0	1	0	0	1	0	2	0	.208
Mar 20	DAYTON	3b/p	0	0	0	0	0	0	0	0	0	0	0	0	0	0	0	0	0	0	.208
Mar 20	DAYTON	*3b	0	0	0	0	0	0	0	0	0	0	0	0	0	0	0	0	1	0	.208
Mar 24	at WKU	*3b	1	0	1	0	0	0	0	1	0	0	0	1	0	0	0	5	3	0	.222
Mar 27	ALABAMA	*3b/p	2	0	1	0	0	0	0	1	0	0	0	0	0	0	0	0	4	0	.232
Mar 28	ALABAMA	*3b	3	1	1	1	1	0	0	0	0	0	0	0	0	0	0	0	4	1	.237
Mar 29	ALABAMA	*3b	3	0	0	0	0	0	0	1	0	0	0	0	0	0	2	1	3	0	.226
Mar 31	MOREHEAD STAT	*3b	1	1	1	2	1	0	0	1	1	0	0	0	0	0	0	1	0	0	.238
Apr 02	at Tennessee	*3b/p	3	0	0	0	0	0	0	0	0	0	0	0	0	0	1	1	1	0	.227
Apr 03	at Tennessee	*3b	2	0	0	0	0	0	0	0	0	0	0	0	0	0	0	1	1	0	.221
Apr 04	at Tennessee	*3b	2	0	0	0	0	0	0	0	0	0	0	0	0	0	1	1	3	0	.214
Apr 11	GEORGIA-1	*3b	0	0	0	0	0	0	0	1	0	0	0	0	0	0	0	1	0	1	.214
Apr 11	GEORGIA-2	*3b	3	1	1	0	0	0	0	1	0	0	0	0	0	0	1	1	4	1	.219
Apr 12	GEORGIA	*3b/p	2	0	0	0	0	0	0	0	0	0	0	1	0	1	0	2	0	0	.213
Apr 14	at Eastern Kentuck	*3b	2	0	0	0	0	0	0	1	0	0	0	0	0	0	0	1	0	0	.208
Apr 16	at Auburn	*3b/p	3	0	0	0	0	0	0	0	0	0	0	0	0	0	1	2	2	1	.200
Apr 17	at Auburn	*3b	1	1	0	0	0	0	0	2	0	0	0	0	0	0	0	1	2	0	.198
Apr 18	at Auburn	*3b	2	0	0	0	0	0	0	0	0	0	0	1	0	0	1	0	1	0	.193
Apr 21	LOUISVILLE	*3b	4	1	1	0	0	0	0	0	0	0	0	0	0	0	2	1	1	1	.195
Apr 23	LSU	*3b	3	0	0	0	0	0	0	0	0	0	0	0	0	0	2	2	3	1	.189
Apr 25	LSU-1	*3b/p	2	0	0	0	0	0	0	0	0	0	0	0	0	0	0	2	2	0	.185
Apr 25	LSU-2	*3b	3	1	1	1	0	0	1	0	0	0	0	0	0	0	0	1	1	0	.189
Apr 30	at Texas A&M	*3b	3	0	1	0	0	0	0	0	0	0	0	0	0	0	0	1	0	0	.194
May 1	at Texas A&M	*3b	4	0	0	0	0	0	0	0	0	0	0	0	0	0	0	2	5	0	.186
May 2	at Texas A&M	*3b	3	1	1	1	0	0	1	0	0	0	0	0	0	0	0	0	2	2	.190
May 07	SOUTH CAROLIN	*3b	3	0	1	1	1	0	0	0	0	0	0	0	0	0	2	1	2	1	.194
May 08	SOUTH CAROLIN	*3b/p	3	0	1	0	0	0	0	0	0	0	0	0	0	0	0	0	1	0	.198
May 08	SOUTH CAROLIN	*3b	3	0	1	1	0	0	0	0	0	0	0	0	0	0	0	5	0	0	.202
May 12	vs Georgia	*3b	2	1	1	1	0	0	1	0	0	0	0	0	0	0	1	3	0	0	.207
May 13	at Alabama	*3b/d	3	0	1	0	1	0	0	0	0	0	0	0	0	0	2	0	3	0	.210
May 21	NORTHWESTERN	*3b	0	0	0	0	0	0	0	0	0	0	2	0	0	0	0	0	2	0	.210
May 22	NOTRE DAME	*3b/p	2	0	0	0	0	0	0	0	0	0	0	0	0	0	0	0	1	0	.207
May 22	NORTHWESTERN	*3b	3	0	0	0	0	0	0	1	0	0	0	0	0	0	1	0	2	1	.202
May 23	NOTRE DAME-1	*3b	3	1	1	0	0	0	0	0	0	0	0	0	0	0	1	2	2	0	.205
May 23	NOTRE DAME-2	*3b	3	0	1	2	0	0	0	0	0	0	0	0	0	0	0	0	2	0	.208
Totals		53gs	130	24	27	26	4	0	8	21	1	0	2	5	1	1	26	46	101	10	.208

On base pct. .325 • Slugging pct. .423

2021 Kentucky Softball
Individual Game-by-Game for Kentucky (as of May 26, 2021)

#1 Miranda Stoddard - 19 appearances (All games)

Date	Opponent	GS	IP	H	R	ER	BB	SO	2B	3B	HR	WP	BK	HBP	IBB	Score	W-L	Sv	ERA	NP
Feb 13	at Samford	*	2.0	6	5	2	1	1	3	0	0	0	0	0	0	12-9	0-0	0	7.00	39
Feb 19	at UNC Greensbor		1.0	1	0	0	0	0	0	0	0	0	0	0	0	7-2	0-0	0	4.67	10
Feb 20	at CAMPBELL	*	5.0	3	1	1	0	3	1	0	0	0	0	0	0	11-3	1-0	0	2.62	77
Feb 26	vs Florida Int'l		2.0	4	2	1	1	0	0	0	0	0	0	0	0	6-5	2-0	0	2.80	34
Feb 28	vs Stetson		3.0	0	0	0	0	3	0	0	0	0	0	0	0	15-0	2-0	0	2.15	25
Mar. 4	at Florida Atlantic	*	5.1	6	1	1	1	2	0	0	0	0	0	0	0	3-1	3-0	0	1.91	69
Mar. 7	vs Coastal Carolina		4.0	3	1	1	1	2	0	0	1	0	0	0	0	12-3	4-0	0	1.88	48
Mar 13	at Florida		3.2	3	0	0	0	0	0	0	0	0	0	0	0	1-3	4-0	0	1.62	75
Mar 14	at Florida		1.2	3	2	2	1	0	0	0	1	1	0	0	0	4-2	4-0	0	2.02	35
Mar 16	EASTERN KENTU		3.0	5	2	2	1	1	0	0	1	0	0	0	0	6-5	5-0	0	2.28	44
Mar 20	DAYTON		1.2	1	0	0	0	2	0	0	0	0	0	0	0	3-1	5-0	1	2.16	21
Mar 27	ALABAMA		2.2	6	5	4	1	2	1	0	1	1	0	0	0	6-11	5-0	1	2.80	51
Apr 02	at Tennessee		2.0	5	2	2	1	2	0	0	0	0	0	0	0	1-6	5-0	1	3.03	42
Apr 12	GEORGIA		3.0	4	2	2	0	0	0	0	1	0	0	0	0	2-5	5-0	1	3.15	46
Apr 16	at Auburn		5.2	7	1	0	1	3	0	0	0	0	0	0	0	3-5	5-0	1	2.76	83
Apr 25	LSU-1		2.0	5	3	3	0	1	2	0	0	0	0	0	0	7-10	5-0	1	3.08	46
May 08	SOUTH CAROLIN		3.0	2	0	0	0	0	0	0	0	0	0	1	0	6-3	5-0	1	2.90	43
May 13	at Alabama		1.0	1	0	0	0	0	0	0	0	0	0	0	0	1-5	5-0	1	2.85	14
May 22	NOTRE DAME		1.1	5	3	3	0	1	2	0	0	1	0	0	0	3-12	5-0	1	3.17	24
Totals		3	53.0	70	30	24	9	23	9	0	5	3	0	1	0	109-91	5-0	1	3.17	-

#20 Erica Thulen - 24 games (All games)

Date	Opponent	Pos	AB	R	H	RBI	2B	3B	HR	BB	SB	CS	HBP	SAC	SF	GDP	K	PO	A	E	Avg
Feb 12	at Samford-2	pr	0	1	0	0	0	0	0	0	0	0	0	0	0	0	0	0	0	0	.000
Feb 13	at Samford	pr	0	0	0	0	0	0	0	0	0	0	0	0	0	0	0	0	0	0	.000
Feb 19	at UNC Greensbor	pr	0	1	0	0	0	0	0	0	0	0	0	0	0	0	0	0	0	0	.000
Feb 20	vs NC Central	ph	1	0	0	1	0	0	0	2	1	0	0	0	0	0	0	0	0	0	.000
Feb 20	at CAMPBELL	pr	0	1	0	0	0	0	0	0	0	0	0	0	0	0	0	0	0	0	.000
Feb 21	vs NC Central	pr	0	1	0	0	0	0	0	0	0	0	0	0	0	0	0	0	0	0	.000
Feb 21	vs Mt. St. Mary's	pr	0	0	0	0	0	0	0	0	0	0	0	0	0	0	0	0	0	0	.000
Feb 26	vs NM State	pr	0	1	0	0	0	0	0	0	0	0	0	0	0	0	0	0	0	0	.000
Feb 27	vs Stetson	pr	0	0	0	0	0	0	0	0	0	0	0	0	0	0	0	0	0	0	.000
Feb 28	vs Stetson	pr	0	0	0	0	0	0	0	0	0	0	0	0	0	0	0	0	0	0	.000
3/7/202	at Florida Atlantic	pr	0	1	0	0	0	0	0	0	0	0	0	0	0	0	0	0	0	0	.000
Mar 20	DAYTON	pr	0	1	0	0	0	0	0	0	0	0	0	0	0	0	0	0	0	0	.000
Mar 24	at WKU	pr	0	0	0	0	0	0	0	0	0	0	0	0	0	0	0	0	0	0	.000
Mar 27	ALABAMA	pr	0	1	0	0	0	0	0	0	0	0	0	0	0	0	0	0	0	0	.000
Mar 28	ALABAMA	pr	0	0	0	0	0	0	0	0	0	0	0	0	0	0	0	0	0	0	.000
Mar 31	MOREHEAD STAT	ph	1	0	0	0	0	0	0	0	0	0	0	0	0	0	1	0	0	0	.000
Apr 03	at Tennessee	pr	0	0	0	0	0	0	0	0	0	0	0	0	0	0	0	0	0	0	.000
Apr 11	GEORGIA-1	pr	0	1	0	0	0	0	0	0	0	0	0	0	0	0	0	0	0	0	.000
Apr 12	GEORGIA	pr	0	0	0	0	0	0	0	0	0	0	0	0	0	0	0	0	0	0	.000
Apr 14	at Eastern Kentuck	pr	0	0	0	0	0	0	0	0	1	0	0	0	0	0	0	0	0	0	.000
Apr 18	at Auburn	pr	0	1	0	0	0	0	0	0	0	0	0	0	0	0	0	0	0	0	.000
Apr 21	LOUISVILLE	pr	0	1	0	0	0	0	0	0	0	0	0	0	0	0	0	0	0	0	.000
May 1	at Texas A&M	pr	0	0	0	0	0	0	0	0	1	0	0	0	0	0	0	0	0	0	.000
May 13	at Alabama	pr	0	0	0	0	0	0	0	0	0	0	0	0	0	0	0	0	0	0	.000
Totals		Ogs	2	11	0	1	0	0	0	2	3	0	0	0	0	0	1	0	0	0	.000

On base pct. .500 • Slugging pct. .000



2021 Kentucky Softball
 Miscellaneous Stats for Kentucky (as of May 26, 2021)
 (All games)



Multiple Hit Games	2	3	4	5+	Total
Kayla Kowalik	16	12	3	-	31
Lauren Johnson	14	4	-	-	18
Erin Coffel	13	3	1	-	17
Renee Abernathy	7	7	-	-	14
Tatum Spangler	7	4	-	-	11
Mallory Peyton	9	-	1	-	10
Rylea Smith	7	3	-	-	10
Autumn Humes	7	1	-	-	8
Grace Baalman	3	-	-	-	3
Miranda Stoddard	-	1	-	-	1
TEAM	83	35	5	0	123

Multiple RBI Games	2	3	4	5+	Total
Mallory Peyton	9	4	1	1	15
Erin Coffel	7	3	1	2	13
Renee Abernathy	6	4	2	-	12
Lauren Johnson	8	2	2	-	12
Kayla Kowalik	7	4	-	-	11
Tatum Spangler	4	1	-	-	5
Grace Baalman	2	1	1	-	4
Miranda Stoddard	2	1	1	-	4
Autumn Humes	2	-	1	-	3
Rylea Smith	1	-	1	-	2
Meeko Harrison	1	-	-	-	1
TEAM	49	20	10	3	82

Hitting Streaks	Longest	Current
Kayla Kowalik	23	-
Tatum Spangler	11	2
Lauren Johnson	10	-
Erin Coffel	10	2
Renee Abernathy	7	-
Miranda Stoddard	6	2
Rylea Smith	5	-
Mallory Peyton	4	4
Grace Baalman	4	-
Autumn Humes	4	2
Cassie Lindmark	3	-
Victoria Fragoso	3	-
Vanessa Nesby	2	-
Emmy Blane	1	-
Jaci Babbs	1	-
Meeko Harrison	1	-

Reached Base Streaks	Longest	Current
Kayla Kowalik	37	37
Erin Coffel	14	3
Mallory Peyton	12	4
Tatum Spangler	11	4
Renee Abernathy	10	-
Rylea Smith	10	-
Lauren Johnson	10	6
Miranda Stoddard	7	3
Autumn Humes	6	2
Grace Baalman	4	-
Victoria Fragoso	4	-
Cassie Lindmark	3	-
Jaci Babbs	3	-
Vanessa Nesby	2	-
Meeko Harrison	2	-
Erica Thulen	1	-
Emmy Blane	1	-
Emma Boitnott	1	-



2021 Kentucky Softball
 Miscellaneous Stats for Kentucky (as of May 26, 2021)
 (All games)



Starting Lineup By Position
 (Team W-L record when starter)

PITCHER:		
Autumn Humes	29	(20-9)
Grace Baalman	17	(15-2)
Tatum Spangler	6	(3-3)
Miranda Stoddard	3	(3-0)
Sloan Gayan	2	(2-0)
CATCHER:		
Kayla Kowalik	44	(31-13)
Cassie Lindmark	13	(12-1)
FIRST BASE:		
Mallory Peyton	49	(38-11)
Tatum Spangler	8	(5-3)
SECOND BASE:		
Emmy Blane	30	(20-10)
Lauren Johnson	27	(23-4)
THIRD BASE:		
Miranda Stoddard	49	(36-13)
Emmy Blane	8	(7-1)
SHORTSTOP:		
Erin Coffel	57	(43-14)
LEFT FIELD:		
Rylea Smith	21	(16-5)
Lauren Johnson	20	(13-7)
Renee Abernathy	14	(13-1)
Jaci Babbs	2	(1-1)
CENTER FIELD:		
Renee Abernathy	40	(27-13)
Kayla Kowalik	13	(12-1)
Tatum Spangler	4	(4-0)
RIGHT FIELD:		
Tatum Spangler	33	(25-8)
Rylea Smith	10	(8-2)
Lauren Johnson	9	(6-3)
Jaci Babbs	4	(3-1)
Renee Abernathy	1	(1-0)
DESIGNATED HITTER:		
Grace Baalman	15	(10-5)
Autumn Humes	13	(12-1)
Rylea Smith	13	(8-5)
Sloan Gayan	10	(8-2)
Jaci Babbs	2	(1-1)
Meghan Schorman	1	(1-0)
Miranda Stoddard	1	(1-0)
Lauren Johnson	1	(1-0)
Renee Abernathy	1	(1-0)

Starting Lineup By Lineup Spot
 (Team W-L record when starter)

LEADOFF:	
Kayla Kowalik	57 (43-14)
2ND SPOT:	
Erin Coffel	22 (19-3)
Tatum Spangler	21 (15-6)
Lauren Johnson	6 (4-2)
Rylea Smith	6 (3-3)
Mallory Peyton	2 (2-0)
3RD SPOT:	
Lauren Johnson	39 (31-8)
Erin Coffel	10 (5-5)
Renee Abernathy	4 (4-0)
Mallory Peyton	4 (3-1)
CLEANUP:	
Erin Coffel	22 (17-5)
Mallory Peyton	21 (18-3)
Autumn Humes	3 (2-1)
Lauren Johnson	3 (1-2)
Miranda Stoddard	2 (2-0)
Grace Baalman	2 (1-1)
Tatum Spangler	2 (1-1)
Renee Abernathy	2 (1-1)
5TH SPOT:	
Renee Abernathy	29 (22-7)
Mallory Peyton	14 (12-2)
Autumn Humes	4 (2-2)
Miranda Stoddard	3 (3-0)
Tatum Spangler	3 (2-1)
Lauren Johnson	2 (1-1)
Rylea Smith	1 (0-1)
Grace Baalman	1 (1-0)
6TH SPOT:	
Renee Abernathy	16 (11-5)
Miranda Stoddard	12 (11-1)
Autumn Humes	8 (7-1)
Grace Baalman	8 (4-4)
Lauren Johnson	5 (5-0)
Mallory Peyton	4 (2-2)
Erin Coffel	3 (2-1)
Tatum Spangler	1 (1-0)
7TH SPOT:	
Autumn Humes	26 (20-6)
Miranda Stoddard	12 (7-5)
Grace Baalman	11 (9-2)
Cassie Lindmark	3 (3-0)
Renee Abernathy	2 (2-0)
Emmy Blane	1 (1-0)
Mallory Peyton	1 (1-0)
Lauren Johnson	1 (0-1)
8TH SPOT:	
Tatum Spangler	17 (14-3)
Grace Baalman	10 (10-0)
Miranda Stoddard	8 (4-4)
Emmy Blane	7 (5-2)
Rylea Smith	5 (3-2)
Renee Abernathy	3 (2-1)
Mallory Peyton	2 (0-2)
Cassie Lindmark	2 (2-0)
Jaci Babbs	2 (2-0)
Autumn Humes	1 (1-0)
9TH SPOT:	
Rylea Smith	32 (26-6)
Miranda Stoddard	14 (11-3)
Tatum Spangler	5 (2-3)
Jaci Babbs	2 (2-0)



Kentucky Softball Career Stats Individual Career History



Renee Abernathy

Year	avg	gp-gs	ab	r	h	2b	3b	hr	rbi	tb	slg%	bb	hbp	so	gdp	ob%	sf	sh	sb-att	po	a	e	fld%
2019	.000	12-2	6	1	0	0	0	0	0	0	.000	2	0	4	0	.250	0	0	0-0	0	0	0	.000
2020	.235	22-6	34	7	8	2	0	1	9	13	.382	6	1	6	0	.366	0	0	0-0	5	0	1	.833
2021	.358	57-56	165	31	59	9	2	11	46	105	.636	15	10	23	0	.431	5	2	6-8	59	1	1	.984
TOTAL	.327	91-64	205	39	67	11	2	12	55	118	.576	23	11	33	0	.414	5	2	6-8	64	1	2	.970

Year	era	w-l	app	gs	cg	sho	sv	ip	h	r	er	bb	so	2b	3b	hr	bf	bavg	wp	hbp	bk	sfa	sha
2020	0.00	0-0	1	1	0	0/0	0	0.0	0	0	0	0	0	0	0	0	0	.000	0	0	0	0	0
TOTAL	0.00	0-0	1	1	0	0/0	0	0.0	0	0	0	0	0	0	0	0	0	.000	0	0	0	0	0

Grace Baalman

Year	avg	gp-gs	ab	r	h	2b	3b	hr	rbi	tb	slg%	bb	hbp	so	gdp	ob%	sf	sh	sb-att	po	a	e	fld%
2018	.125	18-13	24	0	3	0	0	0	2	3	.125	1	0	7	0	.160	0	1	0-0	4	37	0	1.000
2019	.200	36-22	15	1	3	0	0	0	2	3	.200	2	0	4	0	.294	0	0	0-0	1	30	2	.939
2020	.188	8-4	16	1	3	1	0	1	3	7	.438	2	0	5	0	.263	1	1	0-0	1	2	0	1.000
2021	.256	42-32	90	7	23	0	0	5	18	38	.422	16	0	17	0	.364	1	1	0-0	5	20	1	.962
TOTAL	.221	104-71	145	9	32	1	0	6	25	51	.352	21	0	33	0	.315	2	3	0-0	11	89	3	.971

Year	era	w-l	app	gs	cg	sho	sv	ip	h	r	er	bb	so	2b	3b	hr	bf	bavg	wp	hbp	bk	sfa	sha
2018	2.72	14-9	31	20	10	3/0	1	136.1	136	65	53	48	98	27	3	9	597	.258	11	9	0	3	10
2019	2.72	10-10	34	22	10	4/1	0	141.2	131	77	55	66	102	25	5	22	636	.237	12	12	0	2	4
2020	3.54	3-2	8	2	1	0/1	0	29.2	26	23	15	23	31	5	0	5	144	.241	2	5	0	3	5
2021	3.17	11-3	28	17	3	0/3	2	92.2	82	51	42	47	50	13	1	14	419	.234	4	12	0	4	5
TOTAL	2.89	38-24	101	61	24	7/5	3	400.1	375	216	165	184	281	70	9	50	1796	.244	29	38	0	12	24

Jaci Babbs

Year	avg	gp-gs	ab	r	h	2b	3b	hr	rbi	tb	slg%	bb	hbp	so	gdp	ob%	sf	sh	sb-att	po	a	e	fld%
2019	.000	53-0	1	28	0	0	0	0	0	0	.000	0	0	0	0	.000	0	0	4-8	0	0	0	.000
2020	.348	19-8	23	15	8	1	0	0	3	9	.391	3	0	6	0	.423	0	0	4-5	6	0	0	1.000
2021	.148	37-8	27	7	4	1	0	0	1	5	.185	6	1	6	0	.324	0	2	1-3	3	1	1	.800
TOTAL	.235	109-16	51	50	12	2	0	0	4	14	.275	9	1	12	0	.361	0	2	9-16	9	1	1	.909

Emmy Blane

Year	avg	gp-gs	ab	r	h	2b	3b	hr	rbi	tb	slg%	bb	hbp	so	gdp	ob%	sf	sh	sb-att	po	a	e	fld%
2020	.111	23-18	27	2	3	0	0	0	3	3	.111	2	0	9	0	.161	2	0	0-0	24	26	2	.962
2021	.042	50-38	24	2	1	0	0	0	0	1	.042	4	0	7	0	.179	0	1	1-1	74	68	9	.940
TOTAL	.078	73-56	51	4	4	0	0	0	3	4	.078	6	0	16	0	.169	2	1	1-1	98	94	11	.946

Emma Boitnott

Year	avg	gp-gs	ab	r	h	2b	3b	hr	rbi	tb	slg%	bb	hbp	so	gdp	ob%	sf	sh	sb-att	po	a	e	fld%
2020	.000	3-0	1	0	0	0	0	0	0	0	.000	1	1	0	0	.667	0	0	0-0	0	0	0	.000
2021	.000	4-0	1	2	0	0	0	0	0	0	.000	1	0	0	0	.500	0	0	0-0	0	0	0	.000
TOTAL	.000	7-0	2	2	0	0	0	0	0	0	.000	2	1	0	0	.600	0	0	0-0	0	0	0	.000

Erin Coffel

Year	avg	gp-gs	ab	r	h	2b	3b	hr	rbi	tb	slg%	bb	hbp	so	gdp	ob%	sf	sh	sb-att	po	a	e	fld%
2021	.343	57-57	172	47	59	8	1	16	56	117	.680	24	15	28	1	.458	3	3	4-6	72	128	17	.922
TOTAL	.343	57-57	172	47	59	8	1	16	56	117	.680	24	15	28	1	.458	3	3	4-6	72	128	17	.922



Kentucky Softball Career Stats Individual Career History



Victoria Fragoso

Year	avg	gp-gs	ab	r	h	2b	3b	hr	rbi	tb	slg%	bb	hbp	so	gdp	ob%	sf	sh	sb-att	po	a	e	fld%
2021	.429	10-0	7	0	3	0	0	0	1	3	.429	0	1	2	0	.500	0	0	0-0	2	3	1	.833
TOTAL	.429	10-0	7	0	3	0	0	0	1	3	.429	0	1	2	0	.500	0	0	0-0	2	3	1	.833

Sloan Gayan

Year	avg	gp-gs	ab	r	h	2b	3b	hr	rbi	tb	slg%	bb	hbp	so	gdp	ob%	sf	sh	sb-att	po	a	e	fld%
2020	.000	2-1	1	0	0	0	0	0	0	0	.000	0	0	0	0	.000	0	0	0-0	0	1	0	1.000
2021	.000	11-10	0	0	0	0	0	0	0	0	.000	0	0	0	0	.000	0	0	0-0	1	0	0	1.000
TOTAL	.000	13-11	1	0	0	0	0	0	0	0	.000	0	0	0	0	.000	0	0	0-0	1	1	0	1.000

Year	era	w-l	app	gs	cg	sho	sv	ip	h	r	er	bb	so	2b	3b	hr	bf	bavg	wp	hbp	bk	sfa	sha
2020	4.06	1-0	4	1	0	0/1	0	10.1	8	6	6	4	10	0	0	3	44	.205	2	1	0	0	0
2021	4.54	1-0	6	2	0	0/1	0	12.1	13	10	8	6	8	2	0	3	57	.260	2	1	0	0	0
TOTAL	4.32	2-0	10	3	0	0/2	0	22.2	21	16	14	10	18	2	0	6	101	.236	4	2	0	0	0

Meeko Harrison

Year	avg	gp-gs	ab	r	h	2b	3b	hr	rbi	tb	slg%	bb	hbp	so	gdp	ob%	sf	sh	sb-att	po	a	e	fld%
2021	.200	6-0	5	1	1	0	0	1	2	4	.800	1	0	3	0	.333	0	0	0-0	2	0	0	1.000
TOTAL	.200	6-0	5	1	1	0	0	1	2	4	.800	1	0	3	0	.333	0	0	0-0	2	0	0	1.000

Autumn Humes

Year	avg	gp-gs	ab	r	h	2b	3b	hr	rbi	tb	slg%	bb	hbp	so	gdp	ob%	sf	sh	sb-att	po	a	e	fld%
2018	.217	21-10	23	2	5	2	0	1	1	10	.435	2	0	7	0	.280	0	0	0-0	8	21	1	.967
2019	.190	41-26	42	3	8	1	0	0	3	9	.214	2	0	6	1	.227	0	0	1-1	10	39	2	.961
2020	.300	14-8	30	6	9	2	0	4	15	23	.767	4	0	6	0	.382	0	0	0-0	1	7	0	1.000
2021	.262	49-42	126	12	33	3	1	6	17	56	.444	8	0	24	2	.301	2	3	0-1	5	48	2	.964
TOTAL	.249	125-86	221	23	55	8	1	11	36	98	.443	16	0	43	3	.297	2	3	1-2	24	115	5	.965

Year	era	w-l	app	gs	cg	sho	sv	ip	h	r	er	bb	so	2b	3b	hr	bf	bavg	wp	hbp	bk	sfa	sha
2018	3.26	9-7	25	16	7	3/0	1	103.0	98	55	48	34	72	19	3	11	439	.251	5	6	0	0	9
2019	3.22	15-11	33	23	12	3/0	2	150.0	156	81	69	38	84	29	2	19	647	.264	5	9	0	3	7
2020	3.19	5-0	8	5	3	1/0	0	37.1	39	24	17	11	21	11	1	6	167	.258	2	1	0	1	3
2021	2.25	22-8	39	29	14	4/1	2	177.0	162	78	57	52	146	27	2	21	756	.235	5	8	0	1	5
TOTAL	2.86	51-26	105	73	36	11/1	5	467.1	455	238	191	135	323	86	8	57	2009	.250	17	24	0	5	24

Lauren Johnson

Year	avg	gp-gs	ab	r	h	2b	3b	hr	rbi	tb	slg%	bb	hbp	so	gdp	ob%	sf	sh	sb-att	po	a	e	fld%
2018	.242	56-38	99	20	24	2	1	1	17	31	.313	22	4	23	0	.394	2	0	6-9	14	3	0	1.000
2019	.345	59-56	148	39	51	14	2	3	21	78	.527	21	1	22	0	.429	0	3	6-8	27	0	2	.931
2020	.323	24-22	65	16	21	3	1	3	17	35	.538	13	3	10	0	.457	0	1	3-5	28	38	7	.904
2021	.350	57-57	183	40	64	11	4	0	42	83	.454	20	2	21	0	.417	1	4	12-16	88	43	7	.949
TOTAL	.323	196-173	495	115	160	30	8	7	97	227	.459	76	10	76	0	.421	3	8	27-38	157	84	16	.938

Kayla Kowalik

Year	avg	gp-gs	ab	r	h	2b	3b	hr	rbi	tb	slg%	bb	hbp	so	gdp	ob%	sf	sh	sb-att	po	a	e	fld%
2019	.357	60-59	185	49	66	8	5	0	25	84	.454	29	3	22	0	.452	0	2	14-17	102	7	2	.982
2020	.373	24-24	83	31	31	4	8	0	13	51	.614	11	2	10	0	.458	0	2	11-11	103	3	2	.981
2021	.497	57-57	197	77	98	11	6	12	37	157	.797	25	1	16	0	.554	1	2	22-25	244	12	2	.992
TOTAL	.419	141-140	465	157	195	23	19	12	75	292	.628	65	6	48	0	.495	1	6	47-53	449	22	6	.987



Kentucky Softball Career Stats Individual Career History



Cassie Lindmark

Year	avg	gp-gs	ab	r	h	2b	3b	hr	rbi	tb	slg%	bb	hbp	so	gdp	ob%	sf	sh	sb-att	po	a	e	fld%
2020	.077	17-8	13	0	1	0	0	0	2	1	.077	4	0	2	0	.294	0	0	0-0	30	1	1	.969
2021	.273	17-13	11	1	3	1	0	0	1	4	.364	1	2	2	0	.429	0	0	1-1	50	2	0	1.000
TOTAL	.167	34-21	24	1	4	1	0	0	3	5	.208	5	2	4	0	.355	0	0	1-1	80	3	1	.988

Vanessa Nesby

Year	avg	gp-gs	ab	r	h	2b	3b	hr	rbi	tb	slg%	bb	hbp	so	gdp	ob%	sf	sh	sb-att	po	a	e	fld%
2021	.500	33-0	4	13	2	1	1	0	1	5	1.250	0	0	1	0	.500	0	0	2-2	4	0	2	.667
TOTAL	.500	33-0	4	13	2	1	1	0	1	5	1.250	0	0	1	0	.500	0	0	2-2	4	0	2	.667

Mallory Peyton

Year	avg	gp-gs	ab	r	h	2b	3b	hr	rbi	tb	slg%	bb	hbp	so	gdp	ob%	sf	sh	sb-att	po	a	e	fld%
2018	.260	52-36	96	22	25	6	0	7	27	52	.542	10	2	28	0	.339	1	5	2-4	112	11	1	.992
2019	.243	59-59	152	30	37	7	0	13	40	83	.546	20	13	40	0	.372	3	6	2-2	399	6	10	.976
2020	.379	24-24	66	24	25	4	1	11	35	64	.970	10	10	12	0	.517	1	3	1-3	144	8	3	.981
2021	.308	50-49	143	27	44	15	0	12	50	95	.664	11	9	26	1	.383	4	1	3-3	348	7	3	.992
TOTAL	.287	185-168	457	103	131	32	1	43	152	294	.643	51	34	106	1	.392	9	15	8-12	1003	32	17	.984

Stephanie Schoonover

Year	avg	gp-gs	ab	r	h	2b	3b	hr	rbi	tb	slg%	bb	hbp	so	gdp	ob%	sf	sh	sb-att	po	a	e	fld%
2021	.000	5-0	0	0	0	0	0	0	0	0	.000	0	0	0	0	.000	0	0	0-0	1	3	0	1.000
TOTAL	.000	5-0	0	0	0	0	0	0	0	0	.000	0	0	0	0	.000	0	0	0-0	1	3	0	1.000

Year	era	w-l	app	gs	cg	sho	sv	ip	h	r	er	bb	so	2b	3b	hr	bf	bavg	wp	hbp	bk	sfa	sha
2021	1.00	0-0	4	0	0	0/1	0	7.0	6	1	1	3	4	0	0	0	29	.250	0	2	0	0	0
TOTAL	1.00	0-0	4	0	0	0/1	0	7.0	6	1	1	3	4	0	0	0	29	.250	0	2	0	0	0

Rylea Smith

Year	avg	gp-gs	ab	r	h	2b	3b	hr	rbi	tb	slg%	bb	hbp	so	gdp	ob%	sf	sh	sb-att	po	a	e	fld%
2020	.420	24-24	88	29	37	6	1	0	30	45	.511	2	0	12	1	.424	2	0	7-8	12	0	4	.750
2021	.305	50-44	128	35	39	5	0	3	17	53	.414	12	0	19	0	.364	0	0	1-2	29	1	1	.968
TOTAL	.352	74-68	216	64	76	11	1	3	47	98	.454	14	0	31	1	.388	2	0	8-10	41	1	5	.894

Tatum Spangler

Year	avg	gp-gs	ab	r	h	2b	3b	hr	rbi	tb	slg%	bb	hbp	so	gdp	ob%	sf	sh	sb-att	po	a	e	fld%
2019	.188	41-9	16	8	3	1	0	0	3	4	.250	1	0	4	0	.222	1	1	0-0	17	3	3	.870
2020	.286	21-19	49	13	14	5	0	1	4	22	.449	4	1	8	1	.352	0	1	1-1	7	5	0	1.000
2021	.354	56-51	147	37	52	12	2	2	22	74	.503	7	0	21	0	.369	6	7	3-5	85	9	7	.931
TOTAL	.325	118-79	212	58	69	18	2	3	29	100	.472	12	1	33	1	.353	7	9	4-6	109	17	10	.926

Year	era	w-l	app	gs	cg	sho	sv	ip	h	r	er	bb	so	2b	3b	hr	bf	bavg	wp	hbp	bk	sfa	sha
2019	3.73	4-1	10	4	2	1/1	0	20.2	20	11	11	12	17	4	1	0	99	.238	4	3	0	0	0
2020	4.94	0-1	7	3	0	0/1	0	11.1	10	10	8	7	12	1	0	2	55	.227	2	2	0	1	1
2021	2.44	4-3	9	6	1	0/1	0	28.2	22	13	10	10	25	4	0	1	127	.200	2	5	0	1	1
TOTAL	3.35	8-5	26	13	3	1/3	0	60.2	52	34	29	29	54	9	1	3	281	.218	8	10	0	2	2



Kentucky Softball Career Stats Individual Career History



Miranda Stoddard

Year	avg	gp-gs	ab	r	h	2b	3b	hr	rbi	tb	slg%	bb	hbp	so	gdp	ob%	sf	sh	sb-att	po	a	e	fld%
2020	.333	18-7	21	7	7	2	0	1	8	12	.571	5	2	4	0	.483	1	0	0-0	13	14	4	.871
2021	.208	55-53	130	24	27	4	0	8	26	55	.423	21	2	26	1	.325	1	5	1-1	46	101	10	.936
TOTAL	.225	73-60	151	31	34	6	0	9	34	67	.444	26	4	30	1	.350	2	5	1-1	59	115	14	.926

Year	era	w-l	app	gs	cg	sho	sv	ip	h	r	er	bb	so	2b	3b	hr	bf	bavg	wp	hbp	bk	sfa	sha
2020	4.12	2-0	7	2	1	0/0	1	17.0	18	11	10	3	11	3	0	6	73	.257	1	0	0	0	0
2021	3.17	5-0	19	3	0	0/1	1	53.0	70	30	24	9	23	9	0	5	236	.318	3	1	0	1	5
TOTAL	3.40	7-0	26	5	1	0/1	2	70.0	88	41	34	12	34	12	0	11	309	.303	4	1	0	1	5

Erica Thulen

Year	avg	gp-gs	ab	r	h	2b	3b	hr	rbi	tb	slg%	bb	hbp	so	gdp	ob%	sf	sh	sb-att	po	a	e	fld%
2021	.000	24-0	2	11	0	0	0	0	1	0	.000	2	0	1	0	.500	0	0	3-3	0	0	0	.000
TOTAL	.000	24-0	2	11	0	0	0	0	1	0	.000	2	0	1	0	.500	0	0	3-3	0	0	0	.000