

2021-22 KENTUCKY WBB QUICK FACTS

General Information

Location Lexington, Ky.
 Enrollment 30,277
 Founded 1865
 Colors Blue (PMS 286) & White
 Nickname Wildcats
 Conference Southeastern
 Arena Memorial Coliseum (8,000)
 All-Time Record In Arena (Years) 470-161 (.757)
 (45 years - does not include '74-75 season)
 Memorial Coliseum Press Row 859-323-5900
 Joe Craft Center Ticket Office 859-928-CATS
 Web site ukathletics.com
 Twitter/Instagram @KentuckyWBB
 Facebook facebook.com/KentuckyWBB

Administration

President Dr. Eli Capilouto (Alabama, 1971)
 Faculty Rep. Joseph L. Fink III
 (Philadelphia College of Pharmacy & Science, 1970)
 Athletics Director Mitch Barnhart (Ottawa, 1981)
 Senior Woman Admin. Sandy Bell (George Peabody College, 1970)
 Athletics Phone Number (859) 257-8000

Communications and PR Information

Basketball Contact Evan Crane (Kentucky, 2010)
 Associate Director of Athletics Communications and PR
 E-mail wesley.crane@uky.edu
 Office Phone 859-257-8431
 Cell Phone 270-559-8120
 Office Fax 859-323-4310
 Office Address Joe Craft Center, 338 Lexington Avenue
 Lexington, KY 40506-0604
 Assistant Basketball Contact Sommer Thomas (Penn State, 2021)
 E-mail sommer.thomas@uky.edu
 Office Phone/Cell Phone: 859-257-3838/201-815-9955

Women's Basketball Staff

Head Coach Kyra Elzy (2nd season/10th overall at UK)
 (Tennessee 1999, 2001)
 Overall Collegiate Coaching Record 18-9 (.666) (2nd season)
 at Kentucky 18-9 (.666) (2nd season)
 Associate Head Coach Niya Butts (6th season/11th overall at UK)
 (Tennessee 2000, Tennessee Tech 2002)
 Assistant Coach Amber Smith (4th season/11th overall at UK)
 (Kentucky, 2011)
 Assistant Coach Gail Goestenors (1st season)
 (Saginaw Valley State, 1985)
 Special Assistant to the Head Coach Lin Dunn (UT Martin, 1969)
 Asst. AD/Women's BB Ops Amy Tilley (Kentucky, 2007/EKU, 2014)
 Asst. AD/DEI/WBB Admin. Tiffany Hayden (UK, 2001; UofL, 2009)
 Director of Recruiting Asiya Foy (Radford, 2016; SEMO, 2018)
 Recruiting Assistant Kylie Thompson (Kentucky, 2017; Cincy 2019)
 Staff Support Associate Carrie Marshall (Kentucky, 2003)
 Coaching Video Coordinator: DeNesha Stallworth (Kentucky, 2013)
 Creative Director Kim Troxall (SCAD, 1994)
 Academic Counselor Passon Richardson (Kentucky, 1997; WKU, 2014)
 Sr. Athletic Trainer Courtney Jones (Purdue, 2001)
 Strength Coach Lee Taylor (Missouri Valley College, 2008)
 Nutrition Coach Monica Fowler (Kentucky, 2010)
 Team Physician Dr. Robert Hosey (Virginia Tech, 1989)
 Equipment Manager TBD

2021-22 PREVIEW

Players Returning/Lost: 9/4

Starters Returning/Lost: 3/2

Newcomers: 1

Starters Returning (3)

No.	Player	POS	HT	CL	Ppg.	Rpg.
10	Rhyne Howard	G	6-2	Sr.	20.7	7.3
5	Blair Green	G	6-0	Sr.	6.0	1.6
3	Jazmine Massengill	G	6-0	Sr.	5.1	2.6

Starters Lost (2)

3	KeKe McKinney	F	6-1	Sr.	6.0	5.0
15	Chasity Patterson	G	5-5	Sr.	12.4	2.7

Other Players Returning (6)

No.	Player	POS	HT	CL	Ppg.	Rpg.
00	Olivia Owens	C	6-4	R-Jr.	4.4	2.8
1	Robyn Benton	G	5-9	Sr.	6.6	2.5
12	Treasure Hunt	G	6-2	So.	3.7	2.1
21	Nyah Leveretter	G	6-0	Sr.	1.0	1.9
34	Emma King	G	5-10	Jr.	1.4	0.2
44	Dre'una Edwards	F	6-2	R-Jr.	9.7	6.1

Other Players Lost (2)

No.	Player	POS	HT	CL	Ppg.	Rpg.
23	Kameron Roach	G	5-6	R-Jr.	1.3	0.6
14	Tatyana Wyatt	F	6-2	Sr.	3.9	2.8

Newcomers (2)

No.	Player	POS	CL	HT	Hometown
4	Kristen Crenshaw-Gill	G	Fr.	5-9	Youngstown, Ohio
11	Jada Walker	G	Fr.	5-7	Richmond, Va.

Marketing Director Kate Stoess (Louisville, 2006)
 Marketing Graduate Assistant Tasa Leoso (Oregon, 2020)
 Office Phone 859-257-6046

2020-21 Review

Record 18-9
 Home 11-2
 Away 5-5
 Neutral 2-2
 SEC (Finish) 9-6 (T5th)
 SEC Tournament (Record) SEC Tournament Quarterfinals (1-1)
 L, 78-66 vs. Georgia
 NCAA (Record) Second Round (1-1)
 L, 86-72 vs. Iowa
 Final Poll Rankings No. 18 AP | No. 21 ESPN/USA Today

UK Radio Network

Broadcast Info UK Radio Network
 Play-by-Play Announcer Darren Headrick (5th season)

UK Videotape Footage

UK Sports Video 859-257-4830

History

Seasons of Basketball Entering 48th season
 All-Time Record: 863-557 (.604)
 All-Time SEC Record (regular-season games only): 235-269 (.466)
 All-Time SEC Tournament Record: 37-42 (.468)
 SEC Titles: Two (2012 and 1982)
 NCAA Tournament Appearances: 16 (Last in 2021)
 NCAA Tournament Record: 22-16 (.578)



2021-22 KENTUCKY WBB ROSTER

NUMERICAL

No.	Name	Pos.	Cl.	Ht.	Hometown/High School/Previous College
00	Olivia Owens	C	R-Jr.	6-4	Albany, N.Y./Niskayuna HS/Maryland
1	Robyn Benton	G	Sr.	5-9	Conyers, Ga./Greater Atlanta Christian/Auburn
3	Jazmine Massengill	G	Sr.	6-0	Chattanooga, Tenn./Hamilton Heights/Tennessee
4	Kristen Crenshaw-Gill	G	Fr.	5-9	Youngstown, Ohio/Valley Christian HS
5	Blair Green	G	Sr.	6-0	Harlan, Ky/Harlan County HS
10	Rhyne Howard	G	Sr.	6-2	Cleveland, Tenn./Bradley Central HS
11	Jada Walker	G	Fr.	5-7	Richmond, Va./Henrico High School
12	Treasure Hunt	G	Soph.	6-2	Chattanooga, Tenn./Hamilton Heights
21	Nyah Leveretter	F	Soph.	6-3	Blythewood, S.C./Westwood HS
34	Emma King	G	Jr.	5-10	Stanford, Ky./Lincoln County HS
44	Dre'una Edwards	F	R-Jr.	6-2	Compton, Calif./Liberty HS/Utah

ALPHABETICAL

No.	Name	Pos.	Cl.	Ht.	Hometown/High School/Previous College
1	Robyn Benton	G	Sr.	5-9	Conyers, Ga./Greater Atlanta Christian/Auburn
4	Kristen Crenshaw-Gill	G	Fr.	5-9	Youngstown, Ohio/Valley Christian HS
44	Dre'una Edwards	F	R-Jr.	6-2	Compton, Calif./Liberty HS/Utah
5	Blair Green	G	Sr.	6-0	Harlan, Ky/Harlan County HS
10	Rhyne Howard	G	Sr.	6-2	Cleveland, Tenn./Bradley Central HS
12	Treasure Hunt	G	Soph.	6-2	Chattanooga, Tenn./Hamilton Heights
34	Emma King	G	Jr.	5-10	Stanford, Ky./Lincoln County HS
21	Nyah Leveretter	F	Soph.	6-3	Blythewood, S.C./Westwood HS
3	Jazmine Massengill	G	Sr.	6-0	Chattanooga, Tenn./Hamilton Heights/Tennessee
00	Olivia Owens	C	R-Jr.	6-4	Albany, N.Y./Niskayuna HS/Maryland
11	Jada Walker	G	Fr.	5-7	Richmond, Va./Henrico High School

Coaching Staff

Head Coach: Kyra Elzy (Tennessee, 1999, 2001) – 2nd season, 10th at Kentucky

Assoc. Head Coach: Niya Butts (Tennessee, 2000; Tennessee Tech, 2002) – 1st season, 11th at UK

Assistant Coach: Amber Smith (Kentucky, 2011) – 4th season, 11th at UK (player/support staff)

Assistant Coach: Gail Goestenors (Saginaw Valley State, 1985) – 1st season

Support Staff

Assistant Athletics Director/Women's Basketball: Amy Tilley (Kentucky, 2007)

Special Assistant to the Head Coach: Lin Dunn (UT Martin, 1969)

Director of Player Development: Daniel Boice (Arizona, 2014, 2016)

Assistant AD/Diversity, Equity and Inclusion/WBB Admin.: Tiffany Hayden (UK, 2001; UofL, 2009)

Director of Recruiting: Aisha Foy (Radford, 2016; Southeast Missouri State, 2018)

Recruiting Assistant: Kylie Thompson (Kentucky, 2017; Cincinnati, 2019)

Coaching Video Coordinator: DeNesha Stallworth (Kentucky, 2013)

Staff Support Associate: Carrie Marshall (Kentucky, 2003)

Creative Director: Kim Troxall (SCAD, 1994)

Academic Counselor: Passion Richardson (Kentucky, 1997; WKU, 2014)

Senior Athletic Trainer: Courtney Jones (Purdue, 2001)

Nutrition Coach: Monica Fowler (Kentucky, 2010)

Team Physician: Dr. Robert Hosey (Virginia Tech, 1989)

Strength & Conditioning Coach: Lee Taylor (Missouri Valley College, 2008)

Sports Information Director: Evan Crane (Kentucky, 2010)

Sports Information Director Assistant: Sommer Thomas (Penn State, 2021)

Marketing Director: Kate Stoess (Louisville, 2006)

Marketing Graduate Assistant: Tasa Leoso (Oregon, 2020)

Equipment Manager: TBD

Student Managers: JT Orem, Dashaun Williams, Ethan Howard, Declan Maloney

BY CLASS

Seniors (4)

Robyn Benton
Blair Green
Rhyne Howard
Jazmine Massengill

Juniors (3)

Dre'una Edwards
Olivia Owens
Emma King

Sophomores (2)

Treasure Hunt
Nyah Leveretter

Freshmen (2)

Kristen Crenshaw-Gill
Jada Walker

BY HEIGHT

5-7	Jada Walker
5-9	Kristen Crenshaw-Gill
5-9	Robyn Benton
5-10	Emma King
6-0	Blair Green
	Jazmine Massengill
6-2	Rhyne Howard
	Dre'una Edwards
	Treasure Hunt
6-3	Nyah Leveretter
6-4	Olivia Owens

PRONUNCIATION

DRE'UNA EDWARDS

(dre-ON-a)

RHYNE HOWARD

(like RYAN)

NYAH LEVERETTER

(nigh(like high)-uh)
(lev-er-RETT(like wet)-tur)



2021-22 RADIO/TELEVISION CHART



OLIVIA OWENS **00**

6-4 – R-Jr. – C
Albany, N.Y.
(Niskayuna HS/Maryland)



ROBYN BENTON **1**

5-9 – Sr. – G
Conyers, Ga.
(Greater Atlanta Christian/Auburn)




JAZMINE MASSENGILL **3**

6-0 – Sr. – G
Chattanooga, Tenn.
(Hamilton Heights Christian/Tenn.)




KRISTEN CRENSHAW-GILL **4**

5-9 – Fr. – G
Youngstown, Ohio
(Valley Christian HS)



BLAIR GREEN **5**

6-0 – Sr. – G
Harlan County, Ky.
(Harlan County HS)



RHYNE HOWARD **10**

6-2 – Sr. – G
Cleveland, Tenn.
(Bradley Central HS)



JADA WALKER **11**

5-7 – Fr. – G
Richmond, Va.
(Bradley Central HS)



TREASURE HUNT **12**

6-2 – So. – G
Chattanooga, Tenn.
(Hamilton Heights Christian)




NYAH LEVERETTER **21**

6-3 – So. – F
Blythewood, S.C.
(Westwood HS)



EMMA KING **34**

5-10 – Jr. – G
Stanford, Ky.
(Lincoln County HS)




DRE'UNA EDWARDS **44**

6-2 – R-Jr. – F
Compton, Calif.
(Liberty HS/Utah)



KYRA ELZY **IHC**

Head Coach
(2nd season/10th overall
at Kentucky)




NIYA BUTTS **AHC**

Associate Head Coach
(11th overall season at
Kentucky)




AMBER SMITH **AC**

Assistant Coach
(11th overall season at
Kentucky)



GAIL GOESTENKORS **AC**

Assistant Coach
(1st season at Kentucky)



AMY TILLEY **AAD**

Asst. AD/Director of Ops.
(12th overall at UK)



2021-22 SCHEDULE

<u>Date</u>	<u>Opponent</u>	<u>TV</u>	<u>Site</u>	<u>Time</u>
Fri., Oct. 15	BIG BLUE MADNESS	SEC Network	Rupp Arena at Central Bank Center	7 p.m.
Thurs., Nov. 4	LEE UNIVERSITY [EXHIBITION]		Memorial Coliseum	7 p.m.
Tues., Nov. 9	PRESBYTERIAN	SEC Network+	Memorial Coliseum	7 p.m.
Thurs., Nov. 11	NORTH ALABAMA	SEC Network+	Memorial Coliseum	7 p.m.
Sun., Nov. 14	at Indiana	ESPN	Bloomington, Indiana	5 p.m.
Sun., Nov. 21	WINTHROP	SEC Network+	Memorial Coliseum	2 p.m.
Sat., Nov. 27	LA SALLE UNIVERSITY	SEC Network+	Memorial Coliseum	8:30 p.m.
Wed., Dec. 1	WEST VIRGINIA^	SEC Network+	Memorial Coliseum	7 p.m.
Sun., Dec. 5	MERRIMACK COLLEGE	SEC Network+	Memorial Coliseum	2 p.m.
Thurs., Dec. 9	DEPAUL	SEC Network	Rupp Arena at Central Bank Center	7 p.m.
Sun, Dec. 12	at Louisville&	ESPN	Louisville, Kentucky	1 p.m.
Fri., Dec. 17	MORGAN STATE	SEC Network+	Memorial Coliseum	7 p.m.
Sun., Dec. 19	USC UPSTATE	SEC Network+	Memorial Coliseum	2 p.m.
Thurs., Dec. 30	at Auburn*	SEC Network+	Auburn, Alabama	8 p.m.
Mon., Jan. 3	MISSISSIPPI STATE*	SEC Network	Memorial Coliseum	7 p.m.
Thurs., Jan. 6	GEORGIA*	SEC Network+	Memorial Coliseum	7 p.m.
Sun., Jan. 9	at South Carolina*	ESPN	Columbia, South Carolina	1 p.m.
Sun., Jan. 16	at Tennessee*	TBD	Knoxville, Tennessee	TBD
Thurs., Jan. 20	FLORIDA*	SEC Network	Memorial Coliseum	7 p.m.
Sun., Jan. 23	OLE MISS*	SEC Network	Rupp Arena at Central Bank Center	Noon
Thurs., Jan. 27	at Vanderbilt*	TBD	Nashville, Tennessee	8 p.m.
Sun., Jan. 30	at LSU*	SEC Network	Baton Rouge, Louisiana	2 p.m.
Sun., Feb. 6	TEXAS A&M*	ESPN2	Memorial Coliseum	Noon
Thurs., Feb. 10	SOUTH CAROLINA*	ESPN	Memorial Coliseum	7 p.m.
Sun., Feb. 13	at Alabama*	SEC Network	Tuscaloosa, Alabama	2 p.m.
Thurs., Feb. 17	VANDERBILT*	SEC Network+	Memorial Coliseum	7 p.m.
Sun., Feb. 20	at Arkansas*	SEC Network	Fayetteville, Arkansas	2 p.m.
Thurs., Feb. 24	at Missouri*	SEC Network+	Columbia, Missouri	8 p.m.
Sun., Feb. 27	AUBURN*	SEC Network	Memorial Coliseum	4 p.m.
March 2-6	SEC Tournament (N1)	SECN/ESPN	Nashville, Tennessee	TBD
March 18-21	NCAA 1st & 2nd Rounds (N2)	ESPN	Top 16 seeds sites	TBD
March 25-28	NCAA Regionals (N3)	ESPN	Predetermined sites	TBD
April 1 & 3	NCAA Final Four (N4)	ESPN	Minneapolis, Minnesota	TBD

* denotes SEC game; ^ denotes SEC/Big 12 Challenge; & denotes ESPN Jimmy V Classic

game times are EASTERN STANDARD TIME and subject to change due to TV selection.

All home games are BOLD/ALL CAPS and will be played at Memorial Coliseum unless noted otherwise.

N1 – SEC Tournament – Nashville, Tennessee (Bridgestone Arena); N2 – NCAA First & Second Rounds – TBD; N3 – NCAA Regionals – Bridgeport, Connecticut (Webster Bank Arena), Greensboro, North Carolina (Greensboro Coliseum), Spokane, Washington (Spokane Veterans Memorial Arena), Wichita, Kansas (Intrust Bank Arena); N4 – NCAA Final Four – Minneapolis, Minnesota (Target Center)



HISTORY AND TRADITIONS

KENTUCKY FIGHT SONG

On, on U of K,
we are right for the fight today,
Hold that ball and hit that line,
Every Wildcat star will shine,
We'll fight, fight, fight,
For the blue and white,
As we roll to that goal, varsity,
And we'll kick, pass and run,
'til the battle is won,
And we'll bring home the victory.

MY OLD KENTUCKY HOME

The sun shines bright
on my old Kentucky home,
'Tis summer, the people are gay;
The corntop's ripe
and the meadow's in the bloom,
While the birds make music all the day.
(Chorus)
Weep no more, my lady!
Oh! Weep no more today!
We will sing one song
for my old Kentucky home,
For my old Kentucky home far away.
The young folks roll
on the little cabin floor,
All merry, all happy, and bright;
By-n-by hard times
come a-knocking at the door,
Then my old Kentucky home, good-
night!

UK ALMA MATER

Hail Kentucky, Alma Mater!
Loyal sons and daughters sing;
Sound her praise with voice united;
To the breeze her colors fling.
To the Blue and White be true;
Badge triumphant age on age;
Blue, the sky that o'er us bends;
White, Kentucky's stainless page.

WILDCATS NICKNAME

The nickname "Wildcats" became synonymous with UK shortly after a 6-2 football victory at Illinois on Oct. 9, 1909. Commandant Philip Carbusier, then head of the military department, told a group of students in a chapel service following the game that the Kentucky football team had "fought like wildcats." The nickname grew in popularity and was adopted by the university.

MASCOTS

The Wildcat mascot originated during the 1976-77 year at Kentucky. Gary Tanner was the original Wildcat, entertaining fans at Commonwealth Stadium, Rupp Arena and Memorial Coliseum during athletic events. Today, the Wildcat mascot also attends academic functions and generally serves as a friendly ambassador for the University. Scratch, another costumed mascot, was unveiled in August of 1996. During UK games, the Wildcat and Scratch entertain with enthusiastic dances and cheers. In the past, UK had a live wildcat mascot that has resided in the Kentucky Department of Fish and Wildlife's Salato Wildlife Center three miles west of Frankfort on US 60. The most recent live mascot was named "Blue." Through the years, UK has had other official live mascots with colorful names. Records indicate that the first wild animal, named "Tom," was given to the University in 1921. Other live mascots followed, including "TNT," "Whiskers," "Hot Tamale" and "Colonel."

SINGING THE FIGHT SONG

Matthew Mitchell introduced a new tradition to the Kentucky women's basketball team when he became the head coach in 2007. After each victory, the Wildcats gather at mid-court and sing the UK Fight Song with the fans.

CHEER AND DANCE TEAMS

The UK Cheer and Dance programs are recognized as two of the finest programs in America. On the UK campus, they are recognized as some of the finest athletes in the University's sports programs, and as public relations ambassadors of UK and the entire Commonwealth of Kentucky. The Kentucky cheerleading squad won an unprecedented 24th national cheerleading championship in 2019 at the competition sponsored by the Universal Cheerleaders Association.

100% GRADUATION RATE

Kentucky has a 100% graduation rate since 2007 and have secured a team GPA better than 3.0 each of the last 1 semesters.

SENIOR DAY

Senior Day at Kentucky has become one of the most celebrated ceremonies in college basketball. Honoring the senior class, UK's event is one of the most elaborate and moving programs of its kind. The pregame ceremony begins with player introductions. Once they all have burst through banners bearing their likenesses, their families join them at center court. Then the state song, "My Old Kentucky Home," is sung as the home crowd bids farewell.

BLUE AND WHITE

The University of Kentucky adopted blue and white as its official colors in 1892. Originally, however, UK students had decided on blue and light yellow prior to the Kentucky-Centre College football game on December 19, 1891. The shade of blue, which is close to a royal blue, was chosen when a student asked the question, "What color blue?" At the time, Richard C. Stoll (who lettered in football at UK in 1889-94) pulled off his necktie and held it up. The students then adopted that particular shade of blue. A year later, UK students officially dropped the light yellow color for white.

THE BIG BLUE NATION

UK fans, also referred to as the Big Blue Nation, are known for the electric atmosphere they create at all athletic events. Not only do the players feed off of their energy, but opposing teams often fear the intimidating roar of the UK crowd. For the 11th straight season, the University of Kentucky women's basketball team ranked in the top 20 nationally in average attendance, sitting 19th overall with 4,756 fans per home game during the 2019-20 season. UK averaged 6,454 fans in 2015-16, which was the second-best mark in program history behind 6,727 during the 2013-14 season. Throughout 17 home games – two played inside historic Rupp Arena – Kentucky accumulated a total season attendance of 80,853, eclipsing the 80,000 mark for the 11th straight season. Kentucky has averaged 4,500 or more fans every year since 2009-10.

UK PEP BAND

With more than 80 members, the University of Kentucky pep band is one of the largest in the nation. Performing at both home football and basketball games, the pep band has been named by Southern Living magazine as one of the "top 10 bands in the South." The Alumni Band, composed of former UK band members, also is an important part of the UK WBB experience. The Alumni Band plays at several home games each year.



MEMORIAL COLISEUM RECORDS

- The Coliseum covers an entire city block and has as much space as a seven-story office building. It currently has a capacity of 8,000.
- The Coliseum was built in 1950 and serves as a memorial to every Kentuckian who lost their life serving their country.
- A massive new LED video board spanning approximately 1,800 square feet with dimensions of 30 feet by 60 feet was installed in the fall of 2018.
- Wildcat fans are passionate about their basketball, that's why UK has ranked in the nation's top 20 and in the SEC's top four in attendance 11 straight years.
- The Cats are 160-28 (.851) at home over the last 10 seasons (including 12 games in Rupp Arena).
- UK averaged 4,756 fans per game in 2019-20 which ranked 19th nationally.
- UK drew 116,164 fans for its home games in 2015-16 the second-highest total attendance in school history.

TOP 20 SINGLE-GAME ATTENDANCE RECORDS

1.	10,622	Old Dominion	2/05/83
2.	8,429	Tennessee	1/29/04
3.	8,223	Auburn	2/18/83
4.	8,200	Tennessee	2/09/83
5.	8,130	Tennessee	1/23/00
6.	7,965	Tennessee	3/3/13
7.	7,963	Louisville	12/11/13
8.	7,961	Tennessee	1/12/12
9.	7,951	Louisville	12/4/11
10.	7,888	Florida	1/22/12
11.	7,871	Alabama	1/29/12
12.	7,742	South Carolina	2/2/10
13.	7,646	LSU	2/13/11
14.	7,643	Mississippi State	2/20/05
15.	7,589	Arkansas	2/21/16
16.	7,565	Ole Miss	1/14/07
17.	7,560	South Carolina	3/1/15
18.	7,429	Ole Miss	2/2/12
19.	7,407	Tennessee	1/29/15
20.	7,278	Tennessee	1/17/08

! - SEC Tournament Championship

YEAR-BY-YEAR IN MEMORIAL (SINCE 1976-77)

1976-77	7-2
1977-78	13-3
1978-79	5-7
1979-80	11-1
1980-81	15-0
1981-82	16-2
1982-83	15-2
1983-84	11-6
1984-85	10-5
1985-86	13-2
1986-87	8-5
1987-88	12-4
1988-89	9-4
1989-90	10-2
1990-91	10-3
1991-92	9-4
1992-93	10-3
1993-94	9-4
1994-95	7-5
1995-96	6-5
1996-97	4-6
1997-98	7-4
1998-99	7-3
1999-2000	7-5
2000-01	5-7
2001-02	3-8
2002-03	7-5
2003-04	6-6
2004-05	12-4
2005-06	9-2
2006-07	8-3
2007-08	9-4
2008-09	11-6
2009-10	17-0
2010-11	13-2
2011-12	17-0
2012-13	15-1
2013-14	14-3
2014-15	13-3
2015-16	14-2
2016-17	16-3
2017-18	9-4
2018-19	13-3
2019-20	13-2
2020-21	9-2
Total	470-161 (.744)

YEAR-BY-YEAR HOME ATTENDANCE FIGURES

Year	Games	Total Att.	Avg.
2020-21	13	16,416	1,263
2019-20 (19th)	17	80,853	4,756
2018-19 (18th)	18	85,807	4,767
2017-18 (15th)	16	82,984	5,187
2016-17 (14th)	20	104,252	5,213
2015-16 (8th)	18	116,164	6,454
2014-15 (7th)	17	108,436	6,379
2013-14 (9th)	19	121,089 !	6,727 !
2012-13 (11th)	17	104,447	6,144
2011-12 (13th)	18	113,068	6,282
2010-11 (18th)	15	95,453	6,364
2009-10 (17th)	17	95,615	5,624
2008-09 (21st)	17	75,194	4,423
2007-08 (23rd)	18	85,769	4,765
2006-07 (14th)	15	87,943	5,863
2005-06 (20th)	15	77,411	5,161
2004-05 (20th)	19	90,663	4,772
2003-04 (17th)	14	72,553	5,182
2002-03	13	22,024	1,694
2001-02	11	12,681	1,153
2000-01	12	17,746	1,479
1999-00	12	29,643	2,470
1998-99	10	18,443	1,844
1997-98	11	15,728	1,430
1996-97	10	6,817	682
1995-96	11	8,456	769
1994-95	13	15,540	1,195
1993-94	13	17,649	1,358
1992-93	13	19,511	1,501
1991-92	13	17,087	1,314
1990-91	14	16,011	1,143
1989-90	14	18,777	1,341
1988-89	13	14,575	1,121
1987-88	16	13,400	837
1986-87	13	18,025	1,386
1985-86	16	18,887	1,180
1984-85	16	23,990	1,499
1983-84	17	18,880	1,110
1982-83	17	61,975	# 3,645
1981-82	19	41,000	2,158
1980-81	15	29,224	1,948

! New Season Record; # Led the nation; Years include games at Rupp Arena • 1974-79 attendance not available

HOME COURT WINNING STREAKS

Games	Began	Ended
1. 34	Feb. 13, 2011	Feb. 3, 2013
2. 30	Feb. 12, 1980	Jan. 31, 1982
3. 25	March 19, 2009	Jan. 9, 2010
4. 19	Feb. 23, 1982	Feb. 9, 1983
5. 14	Feb. 27, 2014	Jan. 29, 2015
14	Jan. 31, 1990	Jan. 27, 1991
7. 13	Jan. 30, 1984	Jan. 13, 1985
8. 11	Feb. 7, 1987	Jan. 7, 1988
11	Feb. 10, 1979	Feb. 2, 1980
10. 10	Nov. 19, 2004	Jan. 27, 2005



MEMORIAL COLISEUM RECORDS

TEAM

	Kentucky	Opponent
Points in a game	121 vs. Kentucky State - 11/24/89	102, Miami (OH) - 12/21/02
Points in a half	64 (2nd) vs. Miami - 2/8/86	64 (2nd), Tennessee - 2/18/88
Margin of victory	77 vs. Kentucky State - 11/24/89	72, Tennessee - 1/21/01
Field goals	53 vs. Kentucky State - 11/24/89	42, Tennessee - 1/21/01
Field goals att.	92 vs. Kentucky State - 11/24/89/Morehead St. - 11/18/15	90, Memphis State, 1/31/82
Field goal pct.	71.4 vs. Alabama - 2/7/87	70.2, Vanderbilt - 1/11/01
3-PT goals	14 vs. Mississippi State - 1/8/12	11, 3X, last Arkansas - 2/15/18
3-PT goals att.	32, twice, last vs. Morehead State - 11/21/19	36, Arkansas, 2/15/18
3-PT goal pct.	85.7 vs. Florida - 2/11/89	87.5 (7-of-8), Georgia - 2/27/2020
Free throws	36 vs. Louisville - 12/20/09	31, Austin Peay - 11/15/98
Free throws att.	52 vs. Louisville - 12/20/09	49, Austin Peay - 11/15/98
Free throw pct.	100.0 (11-11) vs. Furman - 12/6/08	100.0, Louisville - 2/22/00/1.000, Auburn - 1/17/16
Rebounds	67 vs. Wright State - 3/22/14/Morehead St. - 11/18/16	63, Tennessee - 1/21/01
Assists	33 vs. Michigan - 1/23/82	29, Louisville - 2/23/82; Tennessee - 2/28/82
Turnovers	35 vs. Tennessee - 1/14/96	49, Arkansas-Pine Bluff - 12/11/11
Blocked shots	19 vs. North Carolina A&T - 12/6/05	13, Georgia - 1/7/18
Steals	25 vs. Jacksonville St. - 11/15/11, Arkansas PB - 12/21/10	20, Memphis State - 12/4/93
Personal fouls	33 vs. Indiana - 12/7/93	36, Marquette - 12/2/89

INDIVIDUAL

	Kentucky	Opponent
Points in a game	42, Valerie Still vs. Charleston - 12/19/82	39, Cornelia Gayden, LSU - 2/26/94
	42, Makayla Epps vs. Mississippi State - 2/12/15	39, Victoria Vivians, Mississippi State - 2/12/15
Field goals	18, Makayla Epps vs. Mississippi State - 2/12/15	16, Tanya Haave, Tennessee - 2/9/83
Field goal att.	30, Makayla Epps vs. Mississippi State - 2/12/15	29, Daphne Smith, Detroit - 2/26/86
		29, Victoria Vivians, Mississippi State - 2/12/15
3-PT goals	7, Sara Potts vs. High Point - 1/06/04	6, Sandy Brown, Tennessee - 2/25/88
	7, Sara Potts vs. Chattanooga - 3/20/05	6, 2x, last Asia Durr - 12/17/17
	7, Rhyne Howard vs. Southern - 11/11/18	
	7, Rhyne Howard vs. Tennessee - 1/5/2020	
3-PT goals att.	17, Shandra Roberts vs. USC - 1/24/96	17, Sandy Brown, Tennessee - 2/25/88
3-PT goals pct.	100.0, Kristi Cushenberry (5-of-5) vs. Alabama - 2/17/89	100.0, Courtney Boylan, Michigan (4-of-4) - 11/15/08
(min. 3 made)	100.0, Carly Ormerod (4-of-4) vs. LSU - 12/18/05	100.0, Gabby Connally, Georgia (4-of-4) - 2/27/2020
	100.0, Keyla Snowden (5-of-5) vs. Florida - 2/18/10	100.0, Chauntal Battle, Samford (3-of-3) - 12/18/19
	100.0, Keyla Snowden (4-of-4) vs. Mississippi Valley State - 11/27/11	
Free throws	15, Bernisha Pinkett (15-of-18) vs. Vanderbilt - 1/23/11	15, Druecilla Conners, Morehead St. - 12/20/87
Free throws att.	18, Bernisha Pinkett (15-of-18) vs. Vanderbilt - 1/23/11	19, Druecilla Conners, Morehead St. - 12/20/87
Rebounds	27, Valerie Still vs. National College - 2/9/82	25, Anne Donovan, ODU - 2/5/83
Assists	16, P.J. Hedges vs. Cincinnati - 1/15/82	12, Lea Henry, Tennessee - 2/28/82
Blocked shots	6, Jody Runge vs. Memphis State - 1/31/82	8, A'ja Wilson, South Carolina - 1/14/16
	6, Azia Bishop vs. Tenn. St - 12/28/14	
	6, Alexis Jennings vs. Oklahoma - 3/21/16	
Steals	11, Leslie Nichols vs. U of L - 2/14/86	11, M. Marciniak, Tennessee - 1/14/96

MISCELLANEOUS

Most Home Wins In Season:	18 - 2011-12 (17-0 Memorial and 1-0 Rupp Arena)
Largest Attendance in Memorial:	10,622 vs. Old Dominion, 2/5/83
<i>Note: Memorial Coliseum Records (since 1980-81)</i>	



2020-21 GAME-BY-GAME RESULTS

Record:	Overall	Home	Away	Neutral	Attendance Summary	Games	Totals	Avg/Game
All Games	18-9	11-2	5-5	2-2	HOME	13	16416	1263
Conference	9-6	5-2	4-4	1-1	AWAY	10	11384	1138
Non-Conference	9-3	6-0	1-1	1-1	NEUTRAL	4	1264	316
					TOTAL	27	29064	4515

DATE	OPPONENT	SCORE	ATTEND	HIGH POINTS	HIGH REBOUNDS
11/25/2020	Murray State	W 86-60	1200	(30) PATTERSON, Chasity	(6) PATTERSON, Chasity
11/29/2020	Belmont	W 70-50	1200	(27) EDWARDS, Dre'una	(15) EDWARDS, Dre'una
12/03/2020	at Kansas State	W 60-49	502	(16) EDWARDS, Dre'una	(12) EDWARDS, Dre'una
12/03/2020	Indiana	W 72-68	1200	(22) HOWARD, Rhyne	(10) EDWARDS, Dre'una
12/09/2020	Marshall	W 79-45	1200	(17) GREEN, Blair	(8) EDWARDS, Dre'una
12/13/2020	Samford	W 88-54	1200	(16) PATTERSON, Chasity	(7) HOWARD, Rhyne
12/16/2020	DePaul	L 82-86	0	(22) PATTERSON, Chasity	(12) HOWARD, Rhyne
12/19/2020	Wofford	W 98-37	1200	(19) EDWARDS, Dre'una	(9) OWENS, Olivia
					(9) LEVERETTER, Nyah
12/31/2020	Arkansas *	W 75-64	1200	(24) HOWARD, Rhyne	(10) HOWARD, Rhyne
01/03/2021	at Mississippi State *	W 92-86	1000	(33) HOWARD, Rhyne	(11) EDWARDS, Dre'una
01/07/2021	at Texas A&M *	L 60-77	824	(22) HOWARD, Rhyne	(6) HOWARD, Rhyne
01/10/2021	South Carolina *	L 70-75	1200	(32) HOWARD, Rhyne	(7) HOWARD, Rhyne
					(7) EDWARDS, Dre'una
01/17/2021	Vanderbilt *	W 80-73	1200	(22) GREEN, Blair	(8) EDWARDS, Dre'una
01/21/2021	at Auburn *	W 76-71	578	(18) GREEN, Blair	(8) MCKINNEY, KeKe
01/24/2021	at Tennessee *	L 53-70	2609	(15) PATTERSON, Chasity	(5) OWENS, Olivia
01/28/2021	Alabama *	W 81-68	1533	(16) HOWARD, Rhyne	(8) HOWARD, Rhyne
01/31/2021	Missouri *	W 61-55	1200	(22) HOWARD, Rhyne	(10) HOWARD, Rhyne
02/04/2021	at Ole Miss *	L 60-72	844	(26) HOWARD, Rhyne	(10) HOWARD, Rhyne
02/11/2021	Tennessee *	W 71-56	1683	(21) PATTERSON, Chasity	(7) HOWARD, Rhyne
					(7) WYATT, Tatyana
02/15/2021	at Florida *	W 88-80	659	(31) HOWARD, Rhyne	(9) HOWARD, Rhyne
02/19/2021	LSU *	Cancelled	--	--	--
02/21/2021	at South Carolina *	L 55-76	3500	(12) HOWARD, Rhyne	(6) HOWARD, Rhyne
02/25/2021	at Georgia *	W 62-58	868	(27) HOWARD, Rhyne	(6) WYATT, Tatyana
02/28/2021	Ole Miss *	L 69-73	1200	(21) HOWARD, Rhyne	(16) HOWARD, Rhyne
03/04/2021	Florida #	W 73-64	0	(27) HOWARD, Rhyne	(8) MCKINNEY, KeKe
03/05/2021	Georgia #	L 66-78	1264	(33) HOWARD, Rhyne	(9) MCKINNEY, KeKe
03/21/2021	Idaho State \$	W 71-63	0	(14) HOWARD, Rhyne	(9) HOWARD, Rhyne
				(14) PATTERSON, Chasity	
03/23/2021	Iowa \$	L 72-86	0	(28) HOWARD, Rhyne	

* = Conference game; @ = Rupp Arena - Lexington, Ky.; ! = 2018 Paradise Jam (St. Thomas, Virgin Island - UVI Sports & Fitness Center)

= SEC Tournament (Greenville, S.C. - Bon Secours Wellness Arena); \$ = NCAA Tournament First/Second Round (Raleigh, N.C. - Reynolds Coliseum)



2020-21 FINAL STATISTICS

All Games

No.	Player	GP	GS	MINS	AVG	FGM	FGA	Record: 18-9				Home: 11-2		Away: 5-5		Neutral: 2-2		REBOUNDS									
								FG%	3FGM	3FGA	3FG%	FTM	FTA	FT%	PTS	AVG	OFF	DEF	TOT	AVG	PF	AST	TO	STL	BLK		
10	Howard, Rhyne	24	24	837	34.9	173	390	.444	56	150	.373	95	122	.779	497	20.7	59	115	174	7.3	63	91	51	61	19		
15	Patterson, Chasity	27	27	760	28.1	128	273	.469	36	100	.360	44	56	.786	336	12.4	28	45	73	2.7	51	65	34	73	1		
44	Edwards, Dre'una	27	11	531	19.7	108	233	.464	12	29	.414	35	55	.636	263	9.7	52	112	164	6.1	69	32	45	24	21		
01	Benton, Robyn	26	0	466	17.9	60	158	.380	23	76	.303	29	37	.784	172	6.6	22	42	64	2.5	39	27	32	23	6		
03	McKinney, KeKe	26	26	783	30.1	57	149	.383	18	57	.316	23	32	.719	155	6.0	52	78	130	5.0	60	35	29	20	22		
05	Green, Blair	27	18	551	20.4	63	143	.441	21	63	.333	15	18	.833	162	6.0	9	34	43	1.6	23	27	24	9	7		
13	Massengill, Jazmine	19	8	456	24.0	38	101	.376	13	35	.371	8	13	.615	97	5.1	12	38	50	2.6	29	62	27	17	10		
00	Owens, Olivia	25	5	310	12.4	45	94	.479	0	3	.000	19	31	.613	109	4.4	19	50	69	2.8	48	5	36	3	4		
14	Wyatt, Tatyana	22	12	320	14.5	32	77	.416	3	7	.429	19	26	.731	86	3.9	23	38	61	2.8	24	6	14	5	6		
12	Hunt, Treasure	15	1	193	12.9	21	62	.339	10	32	.313	4	6	.667	56	3.7	10	22	32	2.1	16	10	13	4	5		
20	Toller, Erin	5	0	25	5.0	4	9	.444	1	5	.200	2	4	.500	11	2.2	0	2	2	0.4	5	0	8	3	0		
23	Roach, Kameron	8	1	52	6.5	4	9	.444	2	2	1.000	0	0	.000	10	1.3	2	3	5	0.6	4	6	6	1	0		
21	Leveretter, Nyah	14	0	97	6.9	5	14	.357	0	0	.000	4	9	.444	14	1.0	14	12	26	1.9	14	1	5	0	3		
34	King, Emma	5	2	44	8.8	0	12	.000	0	4	.000	2	2	1.000	2	0.4	0	5	5	1.0	5	5	4	2	0		
Total		27		5425	200.9	738	1724	.428	195	563	.346	299	411	.727	1970	72.96	343	645	988	36.6	450	372	340	245	104		
Opponents				5425	200.9	668	1598	.418	132	426	.310	326	478	.682	1794	66.44	339	667	1006	37.3	397	303	429	148	89		

Score By Periods:	1st	2nd	3rd	4th	OT	TOTAL
Kentucky	457	472	487	540	14	1970
Opponents	415	405	482	484	8	1794

SEC Games

No. Player	GP	GS	MINS	AVG	FGM	FGA	Record: 9-6				Home: 5-2		Away: 4-4		Neutral: 0-0		REBOUNDS															
							FG%	3FGM	3FGA	3FG%	FTM	FTA	FT%	PTS	AVG	OFF	DEF	TOT	AVG	PF	AST	AVG	TO	STL	BLK							
10 Howard, Rhyne	14	14	500	35.7	103	239	.431	29	81	.358	67	87	.770	302	21.6	36	75	111	7.9	38	54	3.9	24	31	14							
15 Patterson, Chasity	15	15	423	28.2	70	147	.476	23	58	.397	17	22	.773	180	12.0	12	22	34	2.3	26	37	2.5	17	30	1							
44 Edwards, Dre'una	15	3	275	18.3	40	104	.385	3	13	.231	23	34	.676	106	7.1	16	58	74	4.9	38	14	0.9	26	8	13							
03 McKinney, KeKe	15	15	456	30.4	36	89	.404	16	42	.381	10	14	.714	98	6.5	23	40	63	4.2	37	15	1.0	20	10	9							
01 Benton, Robyn	14	0	262	18.7	31	84	.369	14	39	.359	14	20	.700	90	6.4	11	17	28	2.0	23	8	0.6	13	14	3							
12 Hunt, Treasure	4	1	70	17.5	7	21	.333	4	11	.364	4	5	.800	22	5.5	5	6	11	2.8	4	3	0.8	3	1	3							
05 Green, Blair	15	10	290	19.3	31	65	.477	11	26	.423	7	10	.700	80	5.3	2	17	19	1.3	13	13	0.9	18	4	4							
13 Massengill, Jazmine	14	4	318	22.7	25	72	.347	10	27	.370	5	9	.556	65	4.6	6	25	31	2.2	22	47	3.4	16	13	8							
14 Wyatt, Tatyana	14	8	211	15.1	23	51	.451	1	3	.333	13	18	.722	60	4.3	15	26	41	2.9	15	5	0.4	11	0	4							
00 Owens, Olivia	15	4	181	12.1	22	54	.407	0	2	.000	6	14	.429	50	3.3	7	25	32	2.1	32	1	0.1	22	2	1							
23 Roach, Kameron	2	1	5	2.5	0	2	.000	0	0	.000	0	0	.000	0	0.0	1	1	2	1.0	0	0	0.0	0	1	0							
34 King, Emma	1	0	10	10.0	0	1	.000	0	0	.000	0	0	.000	0	0.0	0	1	1	1.0	2	1	1.0	1	0	0							
21 Leveretter, Nyah	8	0	24	3.0	0	0	.000	0	0	.000	0	0	.000	0	0.0	0	1	1	0.1	3	1	0.1	2	0	0							
Total	15		3025	201.7	388	929	.418	111	302	.368	166	233	.712	1053	70.20	161	339	500	33.3	253	199	13.3	181	114	60							
Opponents			3025	201.7	393	900	.437	69	214	.322	199	287	.693	1054	70.27	195	393	588	39.2	222	176	11.7	211	77	61							

Score By Periods:	1st	2nd	3rd	4th	OT	TOTAL
Kentucky	251	266	247	281	14	1053
Opponents	231	234	294	287	8	1054

SEC Tournament Games

No.	Player	GP	GS	Min	Avg	FG	FGA	Record: 1-1		Home: 0-0		Away: 0-0		Neutral: 1-1		Tot	Avg	PF	FO	A	TO	Blk	Stl	Pts	Avg	
								Pct	3FG	FGA	Pct	FT	FTA	Pct	Off											Def
10	Howard, Rhyne	2	2	74	37.0	23	39	.590	5	10	.500	9	11	.818	4	7	11	5.5	5	0	5	5	2	7	60	30.0
15	Patterson, Chasity	2	2	57	28.5	7	12	.583	2	3	.667	1	2	.500	2	7	9	4.5	9	1	2	6	0	0	17	8.5
13	Massengill, Jazmine	2	2	60	30.0	6	13	.462	2	5	.400	1	2	.500	4	3	7	3.5	3	0	6	5	0	0	15	7.5
12	Hunt, Treasure	2	0	36	18.0	6	12	.500	3	6	.500	0	0	.000	0	7	7	3.5	5	0	4	3	2	2	15	7.5
03	McKinney, KeKe	2	2	70	35.0	4	15	.267	1	6	.167	1	2	.500	8	9	17	8.5	3	0	3	2	2	0	10	5.0
14	Wyatt, Tatyana	2	2	40	20.0	4	10	.400	0	0	.000	0	0	.000	4	3	7	3.5	4	0	1	1	1	0	8	4.0
44	Edwards, Dre'una	2	0	26	13.0	4	16	.250	0	1	.000	0	0	.000	2	5	7	3.5	3	0	0	0	0	1	8	4.0
05	Green, Blair	2	0	21	10.5	2	4	.500	0	2	.000	0	0	.000	0	2	2	1.0	1	0	0	2	0	0	4	2.0
01	Benton, Robyn	2	0	16	8.0	0	5	.000	0	2	.000	2	2	1.000	1	0	1	0.5	3	0	1	1	0	1	2	1.0
TM	TEAM.....													1	1	2	1.0	0			1			0		
	Total.....	2				56	126	.444	13	35	.371	14	19	.737	26	44	70	35.0	36	1	22	26	7	11	139	69.5
	Opponents.....	2				51	126	.405	9	28	.321	31	45	.689	34	43	77	38.5	24	-	17	20	6	10	142	71.0



2020-21 KENTUCKY SUPERLATIVES

Kentucky Game Highs

POINTS	98 Wofford (12/19/2020)
FIELD GOALS MADE	39 Wofford (12/19/2020)
FIELD GOAL ATTEMPTS	77 Wofford (12/19/2020)
FIELD GOAL PERCENTAGE	.541 (33-61) Marshall (12/09/2020)
3 PT FIELD GOALS MADE	14 at Mississippi St. (01/03/2021)
3 PT FG ATTEMPTS	28 at Auburn (01/21/2021)
3 PT FG PERCENTAGE	.556 (10-18) Alabama (01/28/2021)
FREE THROWS MADE	20 Ole Miss (02/28/2021)
FREE THROW ATTEMPTS	25 Ole Miss (02/28/2021)
FREE THROW PERCENTAGE	.917 (11-12) South Carolina (01/10/2021)
REBOUNDS	50 Belmont (11/29/2020)
ASSISTS	23 Alabama (01/28/2021), Samford (12/13/20)
STEALS	19 Murray St. (11/25/2020)
BLOCKED SHOTS	8 at South Carolina (02/21/2021), Arkansas (12/31/2020)
TURNOVERS	23 at DePaul (12/16/2020)
FOULS	21 vs Georgia (N) (03/05/2021)

Kentucky Game Lows

POINTS	53 at Tennessee (01/24/2021)
FIELD GOALS MADE	18 at Tennessee (01/24/2021)
FIELD GOAL ATTEMPTS	52 Indiana (12/06/2020)
FIELD GOAL PERCENTAGE	.286 (18-63) at Tennessee (01/24/2021)
3 PT FIELD GOALS MADE	3 Missouri (01/31/2021)
3 PT FG ATTEMPTS	13 Missouri (01/31/2021)
3 PT FG PERCENTAGE	.150 (3-20) South Carolina (01/10/2021)
FREE THROWS MADE	4 at Texas A&M (01/07/2021)
FREE THROW ATTEMPTS	7 at Texas A&M (01/07/2021)
FREE THROW PERCENTAGE	.429 (6-14) Belmont (11/29/2020)
REBOUNDS	25 at Tennessee (01/24/2021)
ASSISTS	6 vs Georgia (N) (03/05/2021)
STEALS	2 Alabama (01/28/2021)
BLOCKED SHOTS	1, 3x, last at Tennessee (01/24/2021)
TURNOVERS	7 at Tennessee (01/24/2021)
FOULS	11 at Mississippi St. (01/03/2021)

Opponent Game Highs

POINTS	86, 3x, last vs Iowa (N) (03/23/2021)
FIELD GOALS MADE	35 vs Iowa (N) (03/23/2021), at Miss. St. (01/03/2021)
FIELD GOAL ATTEMPTS	71 at Mississippi St. (01/03/2021)
FIELD GOAL PERCENTAGE	.574 (35-61) vs Iowa (N) (03/23/2021)
3 PT FIELD GOALS MADE	11 Alabama (01/28/2021)
3 PT FG ATTEMPTS	29 Alabama (01/28/2021)
3 PT FG PERCENTAGE	.556 (10-18) at Florida (02/15/2021)
FREE THROWS MADE	23 vs Georgia (N) (03/05/2021)
FREE THROW ATTEMPTS	31 Vanderbilt (01/17/2021)
FREE THROW PERCENTAGE	1.000 (6-6) vs Iowa (N) (03/23/2021)
REBOUNDS	56 at Tennessee (01/24/2021)
ASSISTS	24 at DePaul (12/16/2020)
STEALS	13 vs Idaho St. (N) (03/21/2021)
BLOCKED SHOTS	11 Tennessee (02/11/2021)
TURNOVERS	33 Wofford (12/19/2020)
FOULS	20 Ole Miss (02/28/2021)

Opponent Team Lows

POINTS	37 Wofford (12/19/2020)
FIELD GOALS MADE	13 Wofford (12/19/2020)
FIELD GOAL ATTEMPTS	46 Wofford (12/19/2020)
FIELD GOAL PERCENTAGE	.283 (13-46) Wofford (12/19/2020)
3 PT FIELD GOALS MADE	1 Missouri (01/31/2021)
3 PT FG ATTEMPTS	4 South Carolina (01/10/2021)
3 PT FG PERCENTAGE	.056 (1-18) Missouri (01/31/2021)
FREE THROWS MADE	5 at Kansas St. (12/03/2020)
FREE THROW ATTEMPTS	6 vs Iowa (N) (03/23/2021)
FREE THROW PERCENTAGE	.412 (7-17) Murray St. (11/25/2020)
REBOUNDS	26 Alabama (01/28/2021), Marshall (12/09/2020)
ASSISTS	5 vs Florida (N) (03/04/2021)
STEALS	3, 3x, last by Tennessee (01/24/2021)
BLOCKED SHOTS	0 Marshall (12/09/2020), Murray St. (11/25/2020)
TURNOVERS	8 vs Georgia (N) (03/05/2021)
FOULS	9 Alabama (01/28/2021)

Kentucky Individual Highs

Points	33 Rhyne Howard vs Georgia (N) (03/05/2021)
	33 Rhyne Howard at Mississippi St. (01/03/2021)
	32 Rhyne Howard vs South Carolina (01/10/2021)
	31 Rhyne Howard at Florida (02/15/2021)
	30 Chasity Patterson vs Murray St. (11/25/2020)
Field Goals Made	13 Rhyne Howard vs Georgia (N) (03/05/2021)
	13 Rhyne Howard vs South Carolina (01/10/2021)
Field Goal Att.	26 Rhyne Howard at Ole Miss (02/04/2021)
FG Pct (min 5 made)	.857 (6-7) Dre'Una Edwards vs Marshall (12/09/2020)
3-Point FG Made	5 Rhyne Howard vs Iowa (N) (03/23/2021)
3-Point FG Att.	12 Rhyne Howard vs Iowa (N) (03/23/2021)
3-Pt FG Pct (min 4 made)	1.000 (4-4) Rhyne Howard at Georgia (02/25/2021)
Free Throws Made	12 Chasity Patterson vs Murray St. (11/25/2020)
Free Throw Att.	14 Rhyne Howard at Ole Miss (02/04/2021)
FT Pct (min 5 made)	1.000 (6-6) Rhyne Howard at South Carolina (02/21/2021)
	1.000 (6-6) Rhyne Howard vs South Carolina (01/10/2021)
	1.000 (5-5) Rhyne Howard vs Florida (N) (03/04/2021)
Rebounds	16 Rhyne Howard vs Ole Miss (02/28/2021)
Assists	10 Jazmine Massengill at Florida (02/15/2021)
Steals	10 Chasity Patterson vs Wofford (12/19/2020)
Blocked Shots	4 Dre'Una Edwards vs Vanderbilt (01/17/2021)
	4 Dre'Una Edwards at DePaul (12/16/2020)



2020-21 GAME-BY-GAME TEAM STATISTICS

Opponent	Date	Score	W/L	FGM-FGA	Pct	3FG-3FGA	Pct	FT-FTA	Pct	OFF	DEF	TOT	AVG	PF	AST	TO	BLK	STL	PTS	AVG
vs Murray St.	11/25/20	86-60	W	30-75 24-65	.400 .369	8-27 5-15	.296 .333	18-22 7-17	.818 .412	15 19	28 29	43 48	43.0 48.0	20 15	16 8	13 32	6 0	19 5	86 60	86.0 60.0
vs Belmont	11/29/20	70-50	W	30-68 17-59	.441 .288	4-20 3-21	.200 .143	6-14 13-20	.429 .650	17 12	33 25	50 37	46.5 42.5	15 15	12 10	15 17	2 2	8 7	70 50	78.0 55.0
at Kansas St.	12/03/20	60-49	W	23-63 18-49	.365 .367	5-23 8-22	.217 .364	9-12 5-9	.750 .556	16 8	24 25	40 33	44.3 39.3	11 12	10 11	9 18	2 3	13 3	60 49	72.0 53.0
vs Indiana	12/06/20	72-68	W	23-52 28-68	.442 .412	8-16 3-11	.500 .273	18-22 9-15	.818 .600	8 14	29 24	37 38	42.5 39.0	18 17	12 10	13 9	5 2	5 3	72 68	72.0 56.8
vs Marshall	12/09/20	79-45	W	33-61 14-46	.541 .304	7-22 3-20	.318 .150	6-10 14-20	.600 .700	12 8	28 18	40 26	42.0 36.4	16 17	20 7	12 17	1 0	6 6	79 45	73.4 54.4
vs Samford	12/13/20	88-54	W	33-64 19-53	.516 .358	11-26 5-21	.423 .238	11-15 11-13	.733 .846	11 20	23 17	34 28	40.7 35.0	17 16	23 9	11 21	3 1	10 5	88 54	75.8 54.3
at DePaul	12/16/20	82-86	L	33-72 34-68	.458 .500	6-24 7-18	.250 .389	10-15 11-12	.667 .917	20 9	26 22	46 31	41.4 34.4	19 16	15 24	23 18	6 2	16 10	82 86	76.7 58.9
vs Wofford	12/19/20	98-37	W	39-77 13-46	.506 .283	7-23 3-15	.304 .200	13-15 8-16	.867 .500	19 10	26 29	45 29	41.9 33.8	19 16	17 7	10 33	5 3	18 5	98 37	79.4 56.1
vs Arkansas	12/31/20	75-64	W	29-58 24-62	.500 .387	10-20 5-21	.500 .238	7-11 11-17	.636 .647	12 13	25 15	37 28	41.3 33.1	17 12	15 9	16 10	8 3	4 5	75 64	78.9 57.0
at Mississippi St.	01/03/21	92-86	W	30-61 35-71	.492 .493	14-28 7-17	.500 .412	18-22 9-10	.818 .900	8 9	27 25	35 34	40.7 33.2	11 19	17 12	12 11	3 1	6 5	92 86	80.2 59.9
at Texas A&M	01/07/21	60-77	L	26-57 27-56	.456 .482	4-17 5-11	.235 .455	4-7 18-19	.571 .947	6 9	20 26	26 35	39.4 33.4	20 9	11 14	16 14	1 4	10 6	60 77	78.4 61.5
vs South Carolina	01/10/21	70-75	L	28-74 30-64	.378 .469	3-20 2-4	.150 .500	11-12 13-21	.917 .619	15 17	16 29	31 46	38.7 34.4	20 13	10 6	13 18	7 10	12 6	70 75	77.7 62.6
vs Vanderbilt	01/17/21	80-73	W	28-61 24-59	.459 .407	10-21 2-11	.476 .182	14-22 23-31	.636 .742	10 13	26 24	36 37	38.5 34.6	20 17	17 7	14 13	6 3	5 6	80 73	77.8 63.4
at Auburn	01/21/21	76-71	W	28-59 27-68	.475 .397	10-28 5-19	.357 .263	10-15 12-16	.667 .750	11 17	27 24	38 41	38.4 35.1	14 15	20 13	15 14	2 2	9 7	76 71	77.7 63.9
at Tennessee	01/24/21	53-70	L	18-63 29-61	.286 .475	7-24 5-12	.292 .417	10-13 7-11	.769 .636	12 21	13 35	25 56	37.5 36.5	14 11	9 19	7 17	1 4	12 3	53 70	76.1 64.3
vs Alabama	01/28/21	81-68	W	30-57 25-58	.526 .431	10-18 11-29	.556 .379	11-15 7-13	.733 .538	7 5	30 21	37 26	37.5 35.8	12 9	23 16	12 9	5 3	2 5	81 68	76.4 64.6
vs Missouri	01/31/21	61-55	W	22-60 20-52	.367 .385	3-13 1-18	.231 .056	14-20 14-19	.700 .737	8 8	22 27	30 35	37.1 35.8	19 20	7 9	12 13	3 1	5 4	61 55	75.5 64.0
at Ole Miss	02/04/21	60-72	L	21-66 27-57	.318 .474	6-26 2-6	.231 .333	12-19 16-27	.632 .593	16 18	18 31	34 49	36.9 36.5	21 19	12 15	8 14	3 7	10 4	60 72	74.6 64.4
vs Tennessee	02/11/21	71-56	W	28-67 22-62	.418 .355	10-20 3-11	.500 .273	5-9 9-18	.556 .500	11 15	27 27	38 42	36.9 36.8	15 10	17 7	9 16	5 11	11 4	71 56	74.4 64.0
at Florida	02/15/21	88-80	W	36-67 30-58	.537 .517	8-18 10-18	.444 .556	8-13 10-18	.615 .556	13 15	17 21	30 36	36.6 36.8	12 13	12 15	9 15	4 1	7 6	88 80	75.1 64.8
at South Carolina	02/21/21	55-76	L	20-57 28-65	.351 .431	5-18 4-11	.278 .364	10-11 16-24	.909 .667	8 20	22 29	30 49	36.3 37.3	21 15	12 10	12 11	8 6	4 5	55 76	74.1 65.3
at Georgia	02/25/21	62-58	W	22-56 21-53	.393 .396	6-14 3-18	.429 .167	12-19 13-18	.632 .722	12 11	24 25	36 36	36.3 37.3	18 20	8 13	15 17	2 3	10 5	62 58	73.6 65.0
vs Ole Miss	02/28/21	69-73	L	22-66 24-54	.333 .444	5-17 4-8	.294 .500	20-25 21-25	.800 .840	12 4	25 34	37 38	36.3 37.3	19 20	9 11	11 19	2 2	7 6	69 73	73.4 65.3
vs Florida	03/04/21	73-64	W	30-61 26-67	.492 .388	6-16 4-17	.375 .235	7-9 8-16	.778 .500	14 19	24 18	38 37	36.4 37.3	15 13	16 5	15 12	2 2	7 5	73 64	73.4 65.3
at Georgia	03/05/21	66-78	L	26-65 25-59	.400 .424	7-19 5-11	.368 .455	7-10 23-29	.700 .793	12 15	20 25	32 40	36.2 37.4	21 11	6 12	11 8	5 4	4 5	66 78	73.1 65.8
vs Idaho St.	03/21/21	71-63	W	24-63 22-57	.381 .386	8-18 7-22	.444 .318	15-18 12-18	.833 .667	16 9	29 25	45 34	36.5 37.3	13 16	13 10	19 18	3 5	12 13	71 63	73.0 65.7
vs Iowa	03/23/21	72-86	L	26-74 35-61	.351 .574	7-27 10-19	.259 .526	13-16 6-6	.813 1.000	22 10	16 27	38 37	36.6 37.3	13 11	13 14	8 15	4 4	13 4	72 86	73.0 66.4
Kentucky Opponents	-	-	-	738-1724 668-1598	.428 .418	195-563 132-426	.346 .310	299-411 326-478	.727 .682	343 339	645 667	988 1006	36.6 37.3	450 397	372 303	340 429	104 89	245 148	1970 1794	73.0 66.4