

BLUE at WHITE

10/22/21 Rupp Arena, Lexington, KY
UK Blue-White Game

Officials: Vladimir Voyard-Tadal, R.B. Clyburn, Troy Mathis

Period 1

Period Starters:

WHT	10 Mntz D	11 Allen D	12 Brooks, Jr. K	31 Grady K	55 Ware L
BLU	2 Wheeler S	3 Washington, Jr. T	4 Collins D	23 Hopkins B	34 Tshiebwe O

Game Time	WHT	Score	Diff	BLU
20:00	55 WARE L jumpball lost			34 TSHIEBWE O jumpball won
19:43		0-2	-2	34 TSHIEBWE O 2pt FG in the paint, layup made (2)
19:14	11 ALLEN D 3pt FG , jump shot made (3)	3-2	1	
19:07		3-4	-1	23 HOPKINS B 2pt FG in the paint, jump shot made (2)
18:49	12 BROOKS, JR. K 3pt FG , jump shot missed			
18:49				23 HOPKINS B defensive rebound (1)
18:49				2 WHEELER S 3pt FG , jump shot missed
18:44	10 MNTZ D defensive rebound (1)			
18:38	11 ALLEN D 2pt FG in the paint, layup made (5)	5-4	1	
18:35		5-6	-1	34 TSHIEBWE O 2pt FG in the paint, layup made (4)
18:35				3 WASHINGTON, JR. T assist (1)
18:35	55 WARE L foul drawn (1)			4 COLLINS D foul shooting (1 - 1)
18:35	55 WARE L free throw fast break 1 - 2 made (1)	6-6	0	
18:35	55 WARE L free throw fast break 2 - 2 made (2)	7-6	1	
18:05				34 TSHIEBWE O 2pt FG outside the paint, jump shot missed
17:59	55 WARE L defensive rebound (1)			
17:43	10 MNTZ D 2pt FG in the paint, jump shot made (2)	9-6	3	
17:22	31 GRADY K steal (1)			2 WHEELER S turnover lost ball (1)
17:18	31 GRADY K 2pt FG fast break from turnover in the paint, dunk, made (2)	11-6	5	
17:04		11-8	3	4 COLLINS D 2pt FG in the paint, jump shot made (2)
17:04				3 WASHINGTON, JR. T assist (2)
16:44	11 ALLEN D turnover bad pass (1)			
16:39		11-10	1	3 WASHINGTON, JR. T 2pt FG fast break from turnover in the paint, layup made (2)
16:39				2 WHEELER S assist (1)
16:19	55 WARE L foul drawn (2)			34 TSHIEBWE O foul personal (1 - 2)
16:01	10 MNTZ D 2pt FG in the paint, layup missed			
15:58				34 TSHIEBWE O defensive rebound (1)
15:55				3 WASHINGTON, JR. T 3pt FG , jump shot missed
15:51				34 TSHIEBWE O offensive rebound (2)
15:50		11-12	-1	34 TSHIEBWE O 2pt FG second chance in the paint, layup made (6)
15:46	55 WARE L turnover bad pass (1)			3 WASHINGTON, JR. T steal (1)
15:37		11-15	-4	4 COLLINS D 3pt FG from turnover, jump shot made (5)
15:37				3 WASHINGTON, JR. T assist (3)
15:27	12 BROOKS, JR. K foul offensive (1 - 1)			3 WASHINGTON, JR. T foul drawn (1)
15:27	12 BROOKS, JR. K turnover offensive (1)			
15:27	Timeout media			
15:07				3 WASHINGTON, JR. T 2pt FG from turnover outside the paint, jump shot missed
14:59				34 TSHIEBWE O offensive rebound (3)
14:59		11-17	-6	34 TSHIEBWE O 2pt FG from turnover second chance in the paint, layup made (8)
14:50	12 BROOKS, JR. K 2pt FG outside the paint, jump shot missed			
14:45				4 COLLINS D defensive rebound (1)
14:32				2 WHEELER S turnover bad pass (2)
14:16	55 WARE L foul offensive (1 - 2)			3 WASHINGTON, JR. T foul drawn (2)

BLUE at WHITE

10/22/21 Rupp Arena, Lexington, KY
UK Blue-White Game

Game Time: 7:00 PM

Game Duration: 1:38

Attendance: 11,678

Officials: Vladimir Voyard-Tadal, R.B. Cyburn, Troy Mathis

Game Time	WHT	Score	Diff	BLU
14:16	55 WARE L turnover offensive (2)			
14:01				23 HOPKINS B 3pt FG from turnover, jump shot missed
13:57	55 WARE L defensive rebound (2)			
13:49	55 WARE L 2pt FG in the paint, dunk, missed			
13:46				34 TSHIEBWE O defensive rebound (4)
13:42		11-19	-8	34 TSHIEBWE O 2pt FG fast break in the paint, layup made (10)
13:42				2 WHEELER S assist (2)
13:24	12 BROOKS, JR. K 2pt FG outside the paint, jump shot made (2)	13-19	-6	
13:09				23 HOPKINS B 2pt FG in the paint, jump shot missed
13:06	defensive rebound (4)			
12:52	11 ALLEN D 2pt FG outside the paint, jump shot missed			
12:48				4 COLLINS D defensive rebound (2)
12:39		13-22	-9	23 HOPKINS B 3pt FG , jump shot made (5)
12:39				2 WHEELER S assist (3)
12:24	31 GRADY K 3pt FG , jump shot missed			
12:21				34 TSHIEBWE O defensive rebound (5)
12:09				2 WHEELER S 2pt FG in the paint, layup missed
12:05	12 BROOKS, JR. K defensive rebound (1)			
12:03	10 MNTZ D 2pt FG fast break in the paint, layup made (4)	15-22	-7	
11:48	11 ALLEN D foul shooting (1 - 3)			23 HOPKINS B foul drawn (1)
11:48	Timeout media			
11:48		15-23	-8	23 HOPKINS B free throw 1 - 2 made (6)
11:47				23 HOPKINS B free throw 2 - 2 missed
11:38	defensive dead ball rebound (1)			
11:36	10 MNTZ D 3pt FG , jump shot missed			
11:36				23 HOPKINS B defensive rebound (2)
11:36		15-26	-11	2 WHEELER S 3pt FG , jump shot made (3)
11:19	12 BROOKS, JR. K 2pt FG outside the paint, jump shot blocked			
11:19				4 COLLINS D block (1)
11:14				23 HOPKINS B defensive rebound (3)
10:51		15-28	-13	23 HOPKINS B 2pt FG in the paint, layup made (8)
10:36	55 WARE L 2pt FG outside the paint, jump shot missed			
10:33				23 HOPKINS B defensive rebound (4)
10:30		15-30	-15	4 COLLINS D 2pt FG fast break in the paint, layup made (7)
10:30				23 HOPKINS B assist (1)
10:24	Timeout 30 Sec			
09:51	10 MNTZ D 2pt FG outside the paint, jump shot missed			
09:46	55 WARE L offensive rebound (3)			
09:46	55 WARE L 2pt FG second chance in the paint, dunk, made (4)	17-30	-13	
09:34				34 TSHIEBWE O 2pt FG in the paint, layup blocked
09:34	55 WARE L block (1)			
09:30	12 BROOKS, JR. K defensive rebound (2)			
09:23	23 HOPKINS B 2pt FG in the paint, jump shot missed			
09:16	55 WARE L offensive rebound (4)			
09:16	55 WARE L 2pt FG second chance in the paint, dunk, made (6)	19-30	-11	
08:56				2 WHEELER S 3pt FG , jump shot missed
08:53				34 TSHIEBWE O offensive rebound (6)
08:51				11 ALLEN D 3pt FG second chance, jump shot missed
08:48				34 TSHIEBWE O offensive rebound (7)
08:47		19-32	-13	34 TSHIEBWE O 2pt FG second chance in the paint, layup made (12)
08:25	10 MNTZ D 2pt FG outside the paint, jump shot made (6)	21-32	-11	
08:12				31 GRADY K 2pt FG in the paint, jump shot missed

BLUE at WHITE

10/22/21 Rupp Arena, Lexington, KY
UK Blue-White Game

Game Time: 7:00 PM

Game Duration: 1:38

Attendance: 11,678

Officials: Vladimir Voyard-Tadal, R.B. Clyburn, Troy Mathis

Game Time	WHT	Score	Diff	BLU
08:09	12 BROOKS, JR. K defensive rebound (3)			
07:51	12 BROOKS, JR. K turnover lost ball (2)			11 ALLEN D steal (1)
07:44		21-35	-14	31 GRADYK 3pt FG from turnover, jump shot made (3)
07:44				2 WHEELER S assist (4)
07:36	23 HOPKINS B foul drawn (1)			11 ALLEN D foul personal (1 - 3)
07:36	Timeout media			
07:30	3 WASHINGTON, JR. T 2pt FG in the paint, jump shot made (2)	23-35	-12	
07:30	10 MNTZ D assist (1)			
07:11				11 ALLEN D 3pt FG , jump shot missed
07:08				34 TSHIEBWE O offensive rebound (8)
07:06				31 GRADYK 3pt FG second chance, jump shot missed
07:02	3 WASHINGTON, JR. T defensive rebound (1)			
06:58	3 WASHINGTON, JR. T turnover bad pass (1)			34 TSHIEBWE O steal (1)
06:48				2 WHEELER S 2pt FG from turnover outside the paint, jump shot blocked
06:48	3 WASHINGTON, JR. T block (1)			
06:44	3 WASHINGTON, JR. T defensive rebound (2)			
06:41	12 BROOKS, JR. K 2pt FG in the paint, layup blocked			
06:41				34 TSHIEBWE O block (1)
06:37				4 COLLINS D defensive rebound (3)
06:34		23-37	-14	11 ALLEN D 2pt FG fast break in the paint, layup made (2)
06:34				2 WHEELER S assist (5)
06:20	10 MNTZ D 3pt FG , jump shot missed			
06:17				11 ALLEN D defensive rebound (1)
06:08				2 WHEELER S 2pt FG in the paint, jump shot missed
06:04				4 COLLINS D offensive rebound (4)
06:00		23-39	-16	4 COLLINS D 2pt FG second chance in the paint, dunk, made (9)
05:46	3 WASHINGTON, JR. T 2pt FG in the paint, jump shot made (4)	25-39	-14	
05:37				2 WHEELER S turnover bad pass (3)
05:16	3 WASHINGTON, JR. T 2pt FG from turnover outside the paint, jump shot made (6)	27-39	-12	
04:52		27-42	-15	31 GRADYK 3pt FG , jump shot made (6)
04:52				34 TSHIEBWE O assist (1)
04:23	10 MNTZ D turnover lost ball (1)			
04:19		27-44	-17	31 GRADYK 2pt FG fast break from turnover in the paint, layup made (8)
03:57	23 HOPKINS B 3pt FG , jump shot missed			
03:54				34 TSHIEBWE O defensive rebound (9)
03:50		27-46	-19	2 WHEELER S 2pt FG fast break in the paint, layup made (5)
03:46	Timeout media			
03:32	12 BROOKS, JR. K 2pt FG in the paint, layup made (4)	29-46	-17	
03:08		29-48	-19	2 WHEELER S 2pt FG in the paint, layup made (7)
02:51	23 HOPKINS B 2pt FG in the paint, layup missed			
02:44	12 BROOKS, JR. K offensive rebound (4)			
02:44	12 BROOKS, JR. K 2pt FG second chance in the paint, layup made (6)	31-48	-17	
02:37		31-50	-19	4 COLLINS D 2pt FG in the paint, layup made (11)
02:37				2 WHEELER S assist (6)
02:17	3 WASHINGTON, JR. T 3pt FG , jump shot made (9)	34-50	-16	
02:04		34-52	-18	2 WHEELER S 2pt FG in the paint, layup made (9)
01:51	55 WARE L 2pt FG outside the paint, jump shot missed			
01:46	12 BROOKS, JR. K offensive rebound (5)			
01:45	12 BROOKS, JR. K 2pt FG second chance in the paint, layup blocked			

Official Basketball PlaybyPlay - End of 2nd Period

BLUE at WHITE

10/22/21 Rupp Arena, Lexington, KY
UK Blue-White Game

Game Time: 7:00 PM

Game Duration: 1:38

Attendance: 11,678

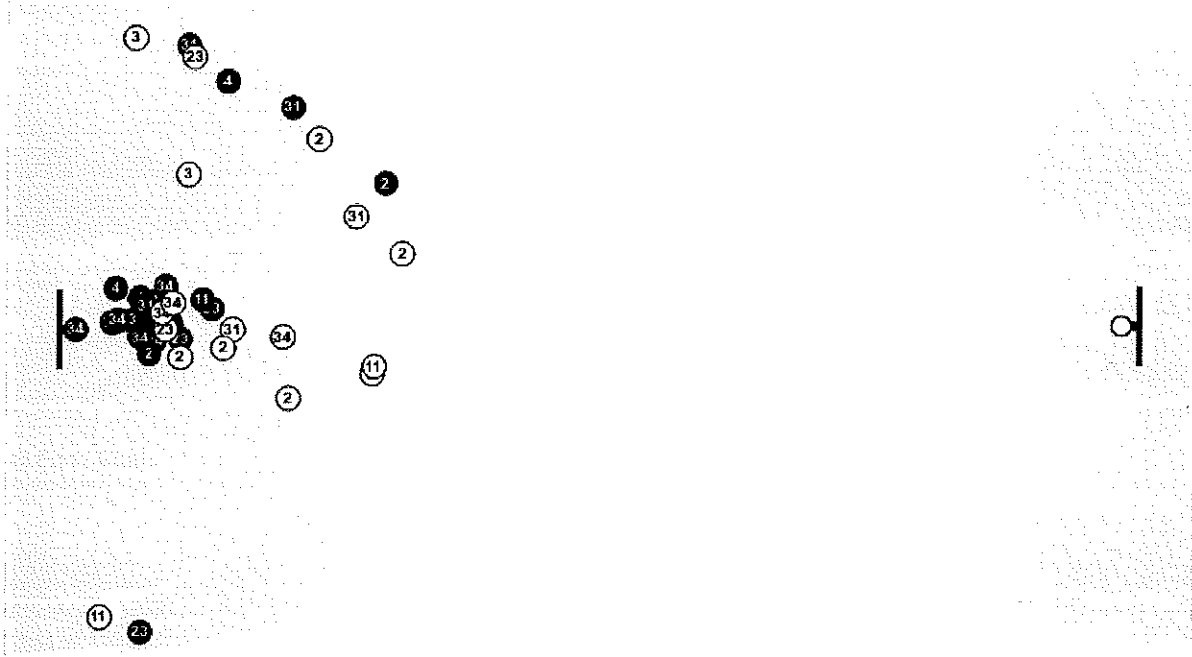
Officials: Vladimir Voyard-Tadal, RB. Clyburn, Troy Mathis

Game Time	WHT	Score	Diff	BLU
01:45				4 COLLINS D block (2)
01:35	23 HOPKINS B offensive rebound (1)			
01:33	55 WARE L 2pt FG second chance in the paint, dunk, made (8)	36-52	-16	
01:33	10 MINTZ D assist (2)			
01:25				34 TSHIEBWE O 2pt FG in the paint, jump shot missed
01:22	55 WARE L defensive rebound (5)			
01:19	12 BROOKS, JR. K foul drawn (1)			2 WHEELER S foul personal (1 - 4)
01:18	3 WASHINGTON, JR. T 2pt FG outside the paint, jump shot made (11)	38-52	-14	
01:18	10 MINTZ D assist (3)			
01:18	3 WASHINGTON, JR. T foul drawn (1)			2 WHEELER S foul shooting (2 - 5)
01:18	3 WASHINGTON, JR. T free throw 1 - 1 made (12)	39-52	-13	
01:16				11 ALLEN D 3pt FG , jump shot missed
01:07	55 WARE L defensive rebound (6)			
00:56	10 MINTZ D 3pt FG , jump shot made (9)	42-52	-10	
00:56	3 WASHINGTON, JR. T assist (1)			
00:56	55 WARE L foul shooting (2 - 4)			34 TSHIEBWE O foul drawn (1)
00:56				34 TSHIEBWE O free throw 1 - 2 missed
00:56				offensive dead ball rebound (1)
00:56		42-53	-11	34 TSHIEBWE O free throw 2 - 2 made (13)
00:25	3 WASHINGTON, JR. T turnover lost ball (2)			4 COLLINS D steal (1)
00:20		42-55	-13	34 TSHIEBWE O 2pt FG fast break from turnover in the paint, dunk, made (15)
00:20				2 WHEELER S assist (7)
00:02	55 WARE L 2pt FG in the paint, dunk, made (10)	44-55	-11	
00:02	3 WASHINGTON, JR. T assist (2)			
END OF PERIOD				
WHT 44-55 BLU				

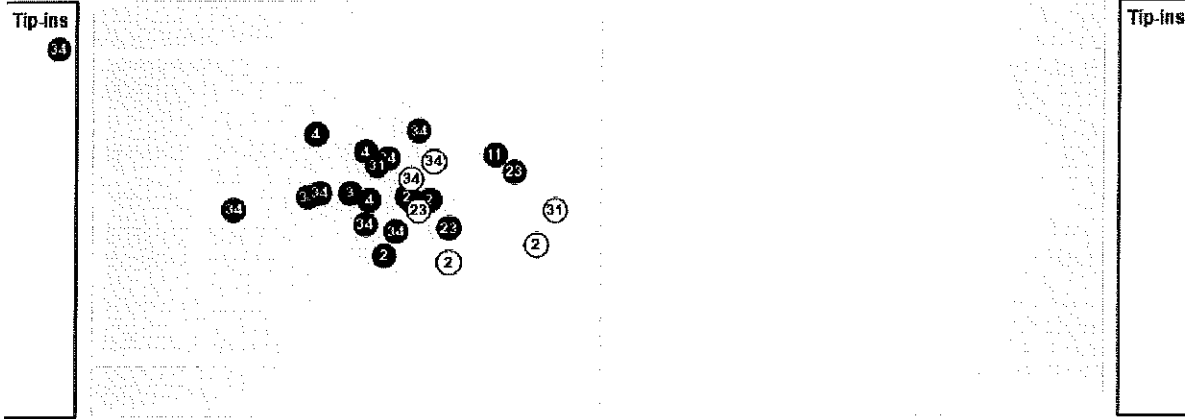
Officials: Vladimir Voyard-Tadal, R.B. Cyburn, Troy Mathis

Players => All FG Types => All ; Results => All ;
BLUE

All Field Goals



Shots in the Paint



● Made ○ Missed N - Player Number


BLUE	M/A	%
Field Goals	24/41	59
2 Points	19/28	68
3 Points	5/13	38
Free Throws	2/4	50

BLUE	M/A	%
Points in the Paint	38 (19 / 25)	76
Fast Break Points	14 (7/7)	100
Second Chance Points	8 (4/6)	67
Effective FG%	65	

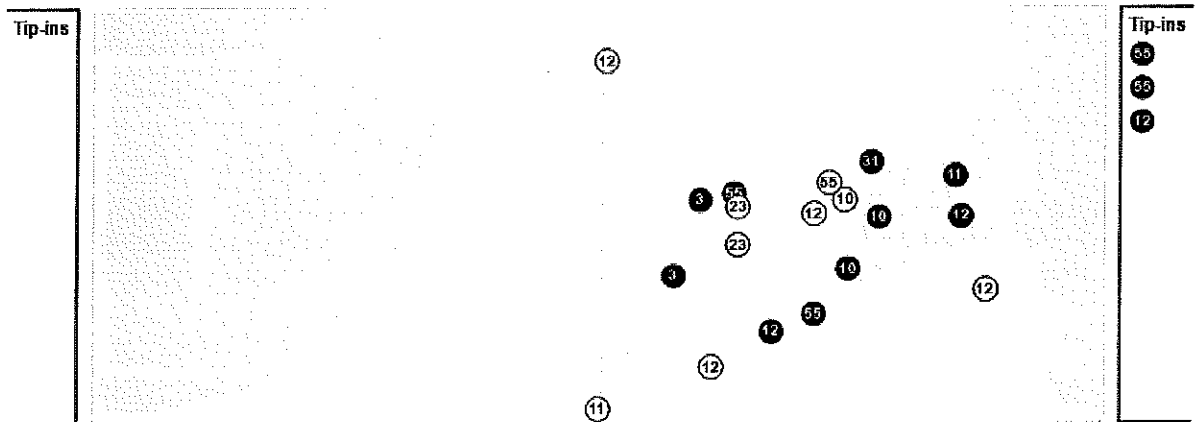
Players => All FG Types => All ; Results => All ;

WHITE

All Field Goals



Shots in the Paint



● Made ● Missed N - Player Number

WHITE	M/A	%
Field Goals	19/36	53
2 Points	16/28	57
3 Points	3/8	38
Free Throws	3/3	100

WHITE	M/A	%
Points in the Paint	24 (12 / 18)	67
Fast Break Points	6 (4/4)	100
Second Chance Points	8 (4/5)	80
Effective FG%	57	

Official Basketball Box Score - First Half

BLUE at WHITE

10/22/21 Rupp Arena, Lexington, KY
UK Blue-White Game

Game Time: 7:00 PM

Game Duration: 1:43

Attendance: 11,678

Officials: Vladimir Voyard-Tadal, R.B. Clyburn, Troy Mathis

BLUE - 55

NO.	Name	Min	FG			Rebounds			Fouls		TP	AS	TO	ST	Blocks		+/-
			M-A	M-A	M-A	OR	DR	TOT	PF	FD					BS	BA	
2	Sahvir Wheeler	20:00	4-9	1-3	0-0	0	0	0	2	0	9	7	3	0	0	1	11
3	TyTy Washington, Jr.	09:36	1-3	0-1	0-0	0	0	0	0	2	2	3	0	1	0	0	15
4	Daimion Collins	20:00	5-5	1-1	0-0	1	3	4	1	0	11	0	0	1	2	0	11
23	Bryce Hopkins	09:36	3-5	1-2	1-2	0	4	4	0	1	8	1	0	0	0	0	15
34	Oscar Tshiebwe	20:00	7-10	0-0	1-2	5	4	9	1	1	15	1	0	1	1	1	11
11	Dontaie Allen	10:24	1-4	0-3	0-0	0	1	1	1	0	2	0	0	1	0	0	-4
31	Kellan Grady	10:24	3-5	2-3	0-0	0	0	0	0	0	8	0	0	0	0	0	-4
Team						0	0	0			0						
Totals			24-41	5-13	2-4	6	12	18	5	4	55	12	3	4	3	2	11

Shooting By Period		
1st FG%	24-41	58.5%
3PT%	5-13	38.5%
FT%	2-4	50%
GM FG%	24-41	58.5%
3PT%	5-13	38.5%
FT%	2-4	50.0%

Dead Ball Rebounds: 1, 0

Technical Fouls: NONE

WHITE - 44

NO.	Name	Min	FG			Rebounds			Fouls		TP	AS	TO	ST	Blocks		+/-
			M-A	M-A	M-A	OR	DR	TOT	PF	FD					BS	BA	
10	Davion Mintz	20:00	4-8	1-3	0-0	0	1	1	0	0	9	3	1	0	0	0	-11
11	Dontaie Allen	09:36	2-3	1-1	0-0	0	0	0	1	0	5	0	1	0	0	0	-15
12	Keion Brooks, Jr.	20:00	3-8	0-1	0-0	2	3	5	1	1	6	0	2	0	0	3	-11
31	Kellan Grady	09:36	1-2	0-1	0-0	0	0	0	0	0	2	0	0	1	0	0	-15
55	Lance Ware	20:00	4-7	0-0	2-2	2	4	6	2	2	10	0	2	0	1	0	-11
3	TyTy Washington, Jr.	10:24	5-5	1-1	1-1	0	2	2	0	1	12	2	2	0	1	0	4
23	Bryce Hopkins	10:24	0-3	0-1	0-0	1	0	1	0	1	0	0	0	0	0	0	4
Team						0	1	1			0						
Totals			19-36	3-8	3-3	5	11	16	4	5	44	5	8	1	2	3	-11

Shooting By Period		
1st FG%	19-36	52.8%
3PT%	3-8	37.5%
FT%	3-3	100%
GM FG%	19-36	52.8%
3PT%	3-8	37.5%
FT%	3-3	100.0%

Dead Ball Rebounds: 0, 1

Technical Fouls: NONE

	BLU	WHT
Biggest lead	19 (1 st 3:50)	5 (1 st 17:18)
Best Scoring Run	13 (1 st 13:42)	8 (1 st 0:56)
Lead Changes	6	
Times Tied	1	
Time with Lead	16:48	02:55

Points from	BLU	WHT
Turnovers	14	4
Paint	38	24
Second Chance	8	8
Fast Breaks	14	6
Bench	10	12

	Period by Period Scoring		
	1st	2nd	TOT
BLU	55	53	108
WHT	44	36	80

BLUE at WHITE

10/22/21 Rupp Arena, Lexington, KY
UK Blue-White Game

Game Time: 7:00 PM

Game Duration: 1:38

Attendance: 11,678

Officials: Vladimir Voyard-Tadal, R.B. Oybun, Troy Mathis

Period 2

Period Starters:

WHT	4 Collins D	10 Mntz D	11 Allen D	23 Hopkins B	55 Ware L
BLU	2 Wheeler S	3 Washington, Jr. T	12 Brooks, Jr. K	31 GradyK	34 Tshiebwe O

Game Time	WHT	Score	Diff	BLU
19:36	55 WARE L foul drawn (3)			34 TSHIEBWE O foul shooting (2 - 1)
19:21	55 WARE L free throw 1 - 2 made (11)	45-55	-10	
19:09	55 WARE L free throw 2 - 2 made (12)	46-55	-9	
18:59		46-57	-11	3 WASHINGTON, JR. T 2pt FG in the paint, jump shot made (4)
18:48	10 MNTZD foul drawn (1)			2 WHEELER S foul personal (3 - 2)
18:21	11 ALLEN D 2pt FG in the paint, driving layup made (7)	48-57	-9	
18:12		48-59	-11	12 BROOKS, JR. K 2pt FG in the paint, dunk, made (2)
18:12				3 WASHINGTON, JR. T assist (4)
17:54	11 ALLEN D 3pt FG , jump shot missed			
17:51				34 TSHIEBWE O defensive rebound (10)
17:41				12 BROOKS, JR. K 2pt FG outside the paint, jump shot missed
17:39				34 TSHIEBWE O offensive rebound (11)
17:38				2 WHEELER S 3pt FG second chance, jump shot missed
17:34	23 HOPKINS B defensive rebound (2)			
17:21	55 WARE L turnover bad pass (3)			3 WASHINGTON, JR. T steal (2)
17:16		48-61	-13	31 GRADYK 2pt FG fast break from turnover in the paint, layup made (10)
17:16				3 WASHINGTON, JR. T assist (5)
17:01	10 MNTZD 2pt FG outside the paint, jump shot missed			
16:58				12 BROOKS, JR. K defensive rebound (1)
16:53				31 GRADYK 3pt FG , jump shot missed
16:50				34 TSHIEBWE O offensive rebound (12)
16:48				2 WHEELER S 2pt FG second chance in the paint, layup blocked
16:48	4 COLLINS D block (1)			
16:39				34 TSHIEBWE O offensive rebound (13)
16:37	4 COLLINS D steal (1)			34 TSHIEBWE O turnover lost ball (1)
16:31	11 ALLEN D turnover bad pass (2)			
16:27		48-63	-15	3 WASHINGTON, JR. T 2pt FG fast break from turnover in the paint, layup made (6)
16:27				2 WHEELER S assist (8)
16:09	4 COLLINS D 2pt FG in the paint, layup blocked			
16:09				34 TSHIEBWE O block (2)
15:59				31 GRADYK defensive rebound (1)
15:59		48-66	-18	12 BROOKS, JR. K 3pt FG , jump shot made (5)
15:59				3 WASHINGTON, JR. T assist (6)
15:56	23 HOPKINS B foul drawn (2)			31 GRADYK foul shooting (1 - 3)
15:43	Timeout media			
15:39	23 HOPKINS B free throw 1 - 2 made (1)	49-66	-17	
15:39	23 HOPKINS B free throw 2 - 2 made (2)	50-66	-16	
15:33				3 WASHINGTON, JR. T 2pt FG in the paint, jump shot missed
15:30				34 TSHIEBWE O offensive rebound (14)
15:25		50-68	-18	12 BROOKS, JR. K 2pt FG second chance outside the paint, jump shot made (7)
15:14	10 MNTZD 2pt FG in the paint, driving layup made (11)	52-68	-16	
15:04				31 GRADYK 3pt FG , jump shot missed
15:01				34 TSHIEBWE O offensive rebound (15)

BLUE at WHITE

10/22/21 Rupp Arena, Lexington, KY
UK Blue-White Game

Game Time: 7:00 PM

Game Duration: 1:38

Attendance: 11,678

Officials: Vladimir Voyard-Tadal, R.B. Olyburn, Troy Mathis

Game Time	WHT	Score	Diff	BLU
14:42				3 WASHINGTON, JR. T 2pt FG second chance in the paint, jump shot missed
14:37				34 TSHIEBWE O offensive rebound (16)
14:36		52-71	-19	12 BROOKS, JR. K 3pt FG second chance, jump shot made (10)
14:36				31 GRADYK assist (1)
14:15	23 HOPKINS B 2pt FG in the paint, jump shot missed			
14:07				34 TSHIEBWE O defensive rebound (17)
14:04		52-73	-21	34 TSHIEBWE O 2pt FG in the paint, dunk, made (17)
14:04				2 WHEELER S assist (9)
13:38	10 MNTZ D 3pt FG , jump shot missed			
13:31				defensive rebound (29)
13:28		52-75	-23	12 BROOKS, JR. K 2pt FG in the paint, layup made (12)
13:06	11 ALLEN D 2pt FG outside the paint, jump shot made (9)	54-75	-21	
12:58		54-78	-24	3 WASHINGTON, JR. T 3pt FG , jump shot made (9)
12:58				2 WHEELER S assist (10)
12:45	4 COLLINS D 3pt FG , jump shot made (3)	57-78	-21	
12:45	10 MNTZ D assist (4)			
12:22		57-80	-23	31 GRADYK 2pt FG in the paint, jump shot made (12)
12:10	55 WARE L turnover bad pass (4)			3 WASHINGTON, JR. T steal (3)
12:06		57-82	-25	2 WHEELER S 2pt FG fast break from turnover in the paint, layup made (11)
12:06				3 WASHINGTON, JR. T assist (7)
11:56	10 MNTZ D 2pt FG in the paint, jump shot missed			
11:53	55 WARE L offensive rebound (7)			
11:52	55 WARE L 2pt FG second chance in the paint, layup made (14)	59-82	-23	
11:49	Timeout media			
11:35				3 WASHINGTON, JR. T 2pt FG outside the paint, jump shot missed
11:32	12 BROOKS, JR. K defensive rebound (6)			
11:17	12 BROOKS, JR. K foul drawn (2)			11 ALLEN D foul personal (2 - 4)
10:55	10 MNTZ D 3pt FG , jump shot missed			
10:51				3 WASHINGTON, JR. T defensive rebound (1)
10:37				31 GRADYK 3pt FG , jump shot missed
10:34	23 HOPKINS B defensive rebound (3)			
10:28	12 BROOKS, JR. K 2pt FG in the paint, layup missed			
10:25				4 COLLINS D defensive rebound (5)
10:08				31 GRADYK 2pt FG in the paint, layup missed
10:04				34 TSHIEBWE O offensive rebound (18)
10:04		59-84	-25	34 TSHIEBWE O 2pt FG second chance in the paint, dunk, made (19)
09:52	55 WARE L 2pt FG outside the paint, jump shot missed			
09:48				4 COLLINS D defensive rebound (6)
09:43		59-86	-27	11 ALLEN D 2pt FG in the paint, jump shot made (4)
09:20	55 WARE L 2pt FG in the paint, dunk, made (16)	61-86	-25	
09:13		61-88	-27	31 GRADYK 2pt FG fast break in the paint, dunk, made (14)
09:13				3 WASHINGTON, JR. T assist (8)
08:51	12 BROOKS, JR. K foul drawn (3)			4 COLLINS D foul shooting (2 - 5)
08:31	12 BROOKS, JR. K free throw 1 - 2 made (7)	62-88	-26	
08:17	12 BROOKS, JR. K free throw 2 - 2 made (8)	63-88	-25	
08:05				11 ALLEN D turnover out of bounds (1)
07:41	12 BROOKS, JR. K 3pt FG from turnover, jump shot missed			
07:38	55 WARE L offensive rebound (8)			
07:37	10 MNTZ D 3pt FG from turnover second chance, jump shot missed			

BLUE at WHITE

10/22/21 Rupp Arena, Lexington, KY
UK Blue-White Game

Game Time: 7:00 PM

Game Duration: 1:38

Attendance: 11,678

Officials: Vladimir Voyard-Tadal, RB. Clyburn, Troy Mathis

Game Time	WHT	Score	Diff	BLU
07:34				31 GRADYK defensive rebound (2)
07:24		63-91	-28	4 COLLINS D 3pt FG , jump shot made (14)
07:24				11 ALLEN D assist (1)
07:07	55 WARE L 2pt FG in the paint, layup made (18)	65-91	-26	
06:57				3 WASHINGTON, JR. T 2pt FG outside the paint, jump shot missed
06:54				34 TSHIEBWE O offensive rebound (19)
06:53		65-93	-28	34 TSHIEBWE O 2pt FG second chance in the paint, layup made (21)
06:44	10 MNTZ D 3pt FG , jump shot missed			
06:41				4 COLLINS D defensive rebound (7)
06:29		65-95	-30	4 COLLINS D 2pt FG in the paint, jump shot made (16)
06:23	55 WARE L foul shooting (3 - 1)			4 COLLINS D foul drawn (1)
06:17	Timeout media			
06:17		65-96	-31	4 COLLINS D free throw 1 - 1 made (17)
06:17	55 WARE L 2pt FG fast break in the paint, dunk, made (20)	67-96	-29	
06:17	2 WHEELER S assist (1)			
06:15	23 HOPKINS B steal (1)			11 ALLEN D turnover bad pass (2)
06:09	23 HOPKINS B 2pt FG from turnover in the paint, jump shot missed			
06:03	23 HOPKINS B offensive rebound (4)			
06:03	23 HOPKINS B 2pt FG from turnover second chance in the paint, layup missed			
05:57	10 MNTZ D offensive rebound (2)			
05:56	10 MNTZ D 2pt FG from turnover second chance in the paint, jump shot made (13)	69-96	-27	
05:50		69-99	-30	3 WASHINGTON, JR. T 3pt FG , jump shot made (12)
05:38	10 MNTZ D 2pt FG outside the paint, jump shot missed			
05:34	55 WARE L offensive rebound (9)			
05:33	55 WARE L 2pt FG second chance in the paint, jump shot missed			
05:29	55 WARE L offensive rebound (10)			
05:27	55 WARE L turnover lost ball (5)			
05:14		69-102	-33	11 ALLEN D 3pt FG from turnover, jump shot made (7)
05:00	23 HOPKINS B 3pt FG , jump shot made (5)	72-102	-30	
04:45				3 WASHINGTON, JR. T 3pt FG , jump shot missed
04:42				34 TSHIEBWE O offensive rebound (20)
04:40		72-104	-32	4 COLLINS D 2pt FG second chance in the paint, dunk, made (19)
04:40				34 TSHIEBWE O assist (2)
04:32	10 MNTZ D 3pt FG , jump shot missed			
04:28				3 WASHINGTON, JR. T defensive rebound (2)
04:25				11 ALLEN D 3pt FG , jump shot missed
04:22				20 PAYNE Z offensive rebound (1)
04:22				20 PAYNE Z 2pt FG second chance in the paint, jump shot missed
04:16	10 MNTZ D defensive rebound (3)			
04:13	10 MNTZ D foul drawn (2)			20 PAYNE Z foul personal (1 - 6)
03:50	23 HOPKINS B 3pt FG , jump shot made (8)	75-104	-29	
03:21		75-106	-31	34 TSHIEBWE O 2pt FG outside the paint, jump shot made (23)
03:21				20 PAYNE Z assist (1)
03:11	23 HOPKINS B 2pt FG in the paint, jump shot missed			
03:06				34 TSHIEBWE O defensive rebound (21)
03:01		75-108	-33	34 TSHIEBWE O 2pt FG in the paint, dunk, made (25)
03:01				25 WATKINS K assist (1)

Official Basketball PlaybyPlay - End of 2nd Period

BLUE at WHITE

10/22/21 Rupp Arena, Lexington, KY
UK Blue-White Game

Game Time: 7:00 PM

Game Duration: 1:38

Attendance: 11,678

Officials: Vladimir Voyard-Tadal, R.B. Clyburn, Troy Mathis

Game Time	WHT	Score	Diff	BLU
02:47	2 WHEELER S turnover lost ball (1)			
02:44	Timeout media			
02:29				4 COLLINS D 3pt FG from turnover, jump shot missed
02:26	2 WHEELER S defensive rebound (1)			
02:20	2 WHEELER S turnover bad pass (2)			
02:07	23 HOPKINS B steal (2)			25 WATKINS K turnover lost ball (1)
02:02	23 HOPKINS B 2pt FG fast break from turnover in the paint, layup made (10)	77-108	-31	
01:52				20 PAYNE Z 3pt FG , jump shot missed
01:48	23 HOPKINS B defensive rebound (5)			
01:44	14 CANADAB 3pt FG , jump shot made (3)	80-108	-28	
01:44	23 HOPKINS B assist (1)			
01:31				25 WATKINS K 2pt FG outside the paint, jump shot missed
01:27	2 WHEELER S defensive rebound (2)			

BLUE at WHITE

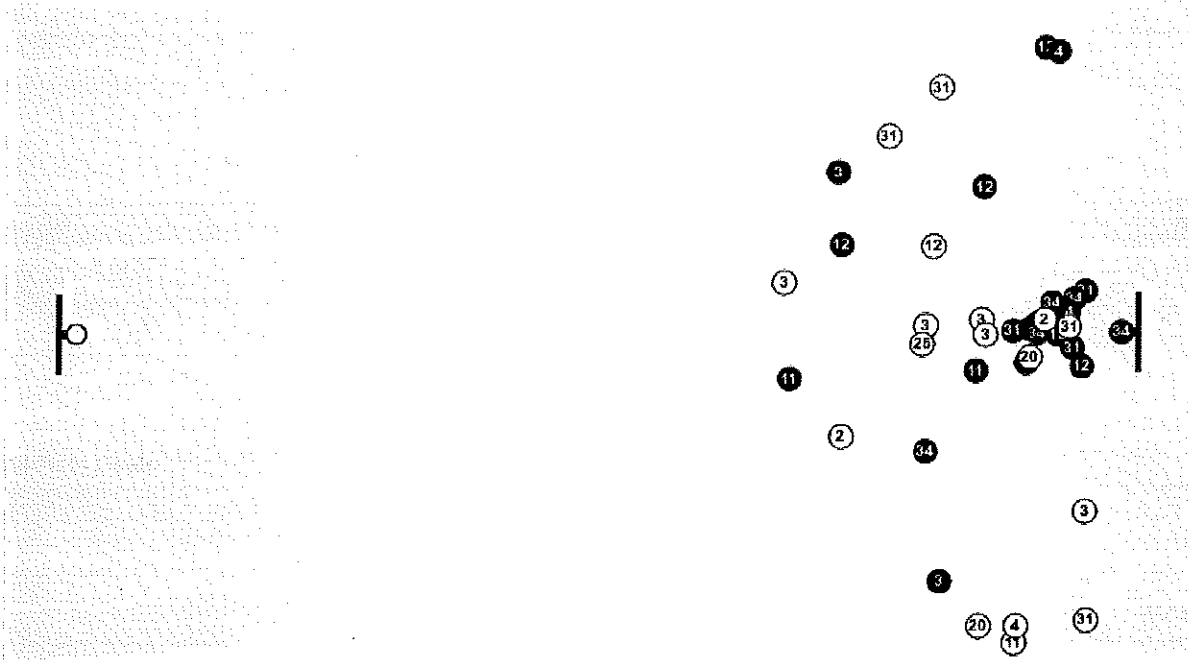
10/22/21 Rupp Arena, Lexington, KY
UK Blue-White Game

Officials: Vladimir Voyard-Tadal, R.B. Clyburn, Troy Mathis

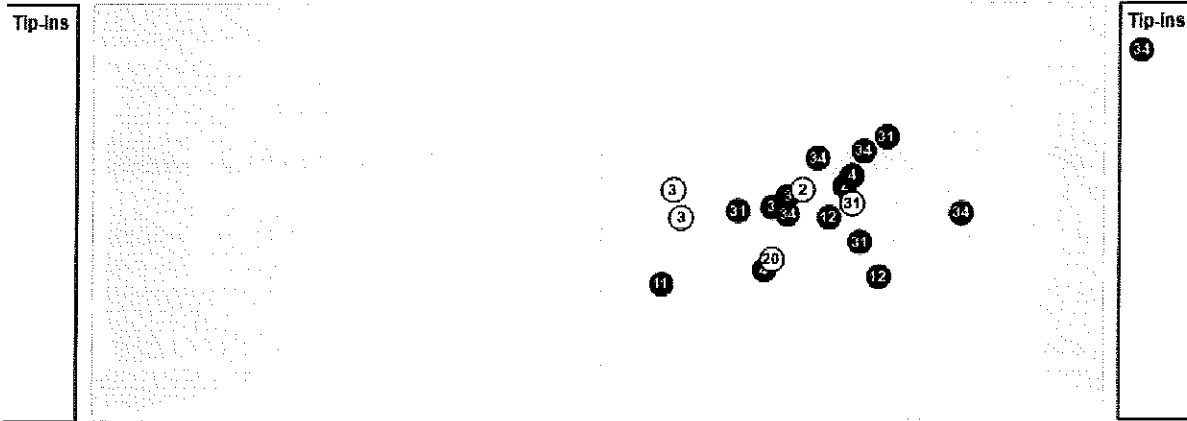
Players => All FG Types => All ; Results => All ;

BLUE

All Field Goals



Shots in the Paint



● Made ○ Missed N - Player Number

BLUE	MA	%
Field Goals	23/40	57
2 Points	17/26	65
3 Points	6/14	43
Free Throws	1/1	100

BLUE	MA	%
Points in the Paint	30 (15 / 20)	75
Fast Break Points	8 (4/4)	100
Second Chance Points	11 (5/9)	56
Effective FG%	65	

BLUE at WHITE

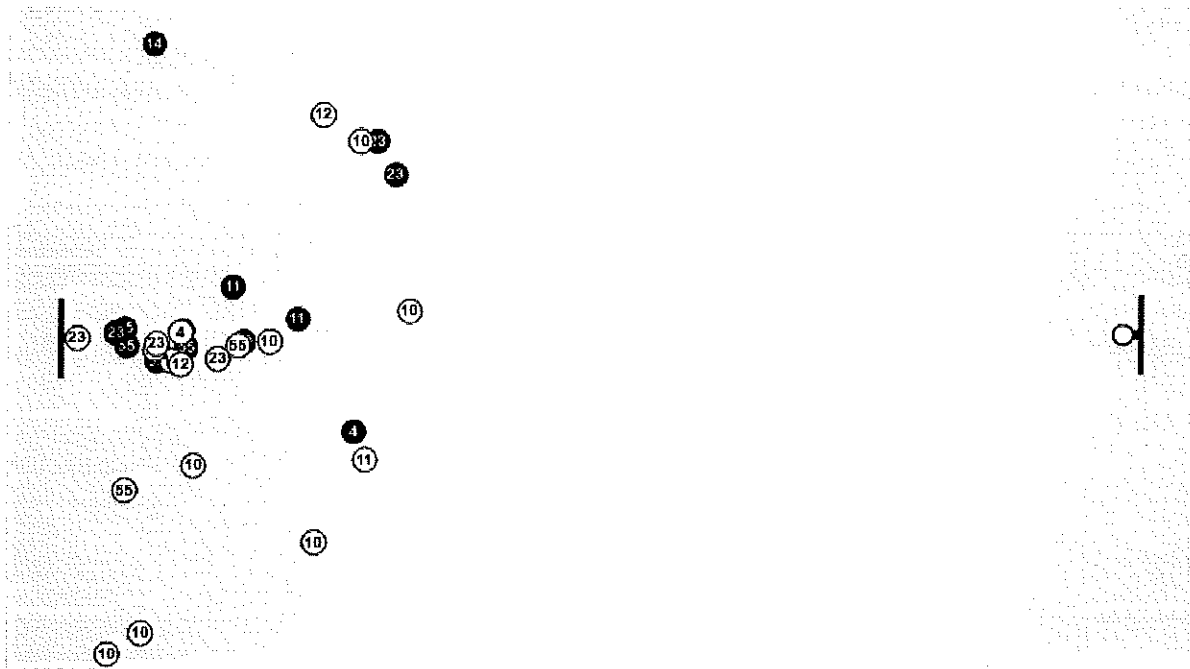
10/22/21 Rupp Arena, Lexington, KY
UK Blue-White Game

Officials: Vladimir Voyard-Tadal, R.B. Clyburn, Troy Mathis

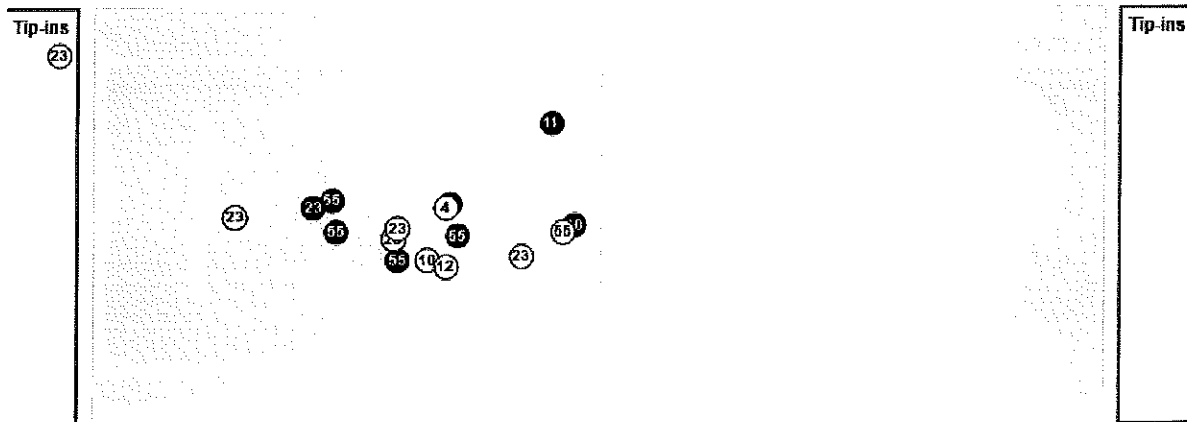
Players => All FG Types => All ; Results => All ;

WHITE

All Field Goals



Shots in the Paint



● Made ○ Missed N - Player Number

WHITE	MA	%
Field Goals	13/31	42
2 Points	9/20	45
3 Points	4/11	36
Free Throws	6/6	100

WHITE	MA	%
Points in the Paint	16 (8 / 16)	50
Fast Break Points	4 (2/2)	100
Second Chance Points	4 (2/5)	40
Effective FG%	48	

BLUE at WHITE

10/22/21 Rupp Arena, Lexington, KY
UK Blue-White Game

Game Time: 7:00 PM
Game Duration: 1:33
Attendance: 11,678

Officials: Vladimir Voyard-Tadal, R.B. Clyburn, Troy Mathis

BLUE - 108

NO.	Name	Min	FG		3P		FT		Rebounds			Fouls		TP	AS	TO	ST	Blocks		+/-
			M-A	M-A	M-A	M-A	OR	DR	TOT	PF	FD	BS	BA							
2	Sahvir Wheeler	28:11	5-12	1-4	0-0	0	0	0	3	0	11	10	3	0	0	0	0	2	23	
3	TyTy Washington, Jr.	25:35	5-12	2-4	0-0	0	2	2	0	2	12	8	0	3	0	0	0	36		
4	Daimion Collins	31:49	8-9	2-3	1-1	1	6	7	2	1	19	0	0	1	2	0	16			
23	Bryce Hopkins	09:36	3-5	1-2	1-2	0	4	4	0	1	8	1	0	0	0	0	15			
34	Oscar Tshiebwe	40:00	12-15	0-0	1-2	14	7	21	2	1	25	2	1	1	2	1	28			
11	Dontaie Allen	18:12	3-7	1-5	0-0	0	1	1	2	0	7	1	2	1	0	0	5			
31	Kellan Grady	28:08	6-12	2-6	0-0	0	2	2	1	0	14	1	0	0	0	0	11			
12	Keion Brooks, Jr.	08:11	5-6	2-2	0-0	0	1	1	0	0	12	0	0	0	0	0	12			
20	Zan Payne	06:17	0-2	0-1	0-0	1	0	1	1	0	0	1	0	0	0	0	-2			
25	Kareem Watkins	04:01	0-1	0-0	0-0	0	0	0	0	0	0	1	1	0	0	0	-4			
Team									0	1	1	0		0						
Totals			47-81	11-27	3-5	16	24	40	11	5	108	25	7	6	4	3	28			

Shooting By Period		
1st FG%	24-41	58.5%
3PT%	5-13	38.5%
FT%	2-4	50%
2nd FG%	23-40	57.5%
3PT%	6-14	42.9%
FT%	1-1	100%
GM FG%	47-81	58.0%
3PT%	11-27	40.7%
FT%	3-5	60.0%

Dead Ball Rebounds: 1, 0

Technical Fouls: NONE

WHITE - 80

NO.	Name	Min	FG		3P		FT		Rebounds			Fouls		TP	AS	TO	ST	Blocks		+/-
			M-A	M-A	M-A	M-A	OR	DR	TOT	PF	FD	BS	BA							
10	Davion Mintz	40:00	6-18	1-8	0-0	1	2	3	0	2	13	4	1	0	0	0	0	-28		
11	Dontaie Allen	17:47	4-6	1-2	0-0	0	0	0	1	0	9	0	2	0	0	0	-27			
12	Keion Brooks, Jr.	28:16	3-10	0-2	2-2	2	4	6	1	3	8	0	2	0	0	3	-13			
31	Kellan Grady	09:36	1-2	0-1	0-0	0	0	0	0	0	2	0	0	1	0	0	-15			
55	Lance Ware	37:16	8-13	0-0	4-4	6	4	10	3	3	20	0	5	0	1	0	-33			
3	TyTy Washington, Jr.	10:24	5-5	1-1	1-1	0	2	2	0	1	12	2	2	0	1	0	4			
23	Bryce Hopkins	30:24	3-10	2-3	2-2	2	3	5	0	2	10	1	0	2	0	0	-13			
4	Daimion Collins	08:11	1-2	1-1	0-0	0	0	0	0	0	3	0	0	1	1	1	-12			
2	Sahvir Wheeler	11:49	0-0	0-0	0-0	0	2	2	0	0	0	1	2	0	0	0	-5			
14	Brennan Canada	06:17	1-1	1-1	0-0	0	0	0	0	0	3	0	0	0	0	0	2			
Team									0	1	1	0		0						
Totals			32-67	7-19	9-9	11	18	29	5	11	80	8	14	4	3	4	-28			

Shooting By Period		
1st FG%	19-36	52.8%
3PT%	3-8	37.5%
FT%	3-3	100%
2nd FG%	13-31	41.9%
3PT%	4-11	36.4%
FT%	6-6	100%
GM FG%	32-67	47.8%
3PT%	7-19	36.8%
FT%	9-9	100.0%

Dead Ball Rebounds: 0, 1

Technical Fouls: NONE

	BLU	WHT
Biggest lead	33 (2 nd 5:14)	5 (1 st 17:18)
Best Scoring Run	13 (1 st 13:42)	8 (1 st 0:56)
Lead Changes	6	
Times Tied	1	
Time with Lead	36:48	02:55

Points from	BLU	WHT
Turnovers	23	8
Paint	68	40
Second Chance	19	12
Fast Breaks	22	10
Bench	33	28

	Period by Period Scoring		
	1st	2nd	TOT
BLU	55	53	108
WHT	44	36	80

BLUE at WHITE

10/22/21 Rupp Arena, Lexington, KY
UK Blue-White Game

Game Time: 7:00 PM

Game Duration: 1:41

Attendance: 11,678

Officials: Vladimir Voyard-Tadal, R.B. Clyburn, Troy Mathis

BLUE

Lineup	Time	Score	Score Diff	Pts/Min	Reb	Stl	Tov	Ast	PPP
2- Wheeler S/ 4- Collins D/ 11- Allen D/ 31- Grady K/ 34- Tshiebwe O/	10:24	25-29	-4	2.4038	7	3	1	5	1.3242
2- Wheeler S/ 3- Washington, Jr. T/ 4- Collins D/ 23- Hopkins B/ 34- Tshiebwe O/	09:36	30-15	15	3.1250	11	1	2	7	1.4368
2- Wheeler S/ 3- Washington, Jr. T/ 12- Brooks, Jr. K/ 31- Grady K/ 34- Tshiebwe O/	08:11	27-15	12	3.2994	11	2	1	8	1.9286
3- Washington, Jr. T/ 4- Collins D/ 11- Allen D/ 31- Grady K/ 34- Tshiebwe O/	05:32	13-6	7	2.3494	7	0	1	2	1.4444
4- Collins D/ 20- Payne Z/ 25- Watkins K/ 31- Grady K/ 34- Tshiebwe O/	04:01	4-8	-4	0.9959	1	0	1	2	0.6667
3- Washington, Jr. T/ 4- Collins D/ 11- Allen D/ 20- Payne Z/ 34- Tshiebwe O/	02:16	9-7	2	3.9706	3	0	1	1	1.6544

BLUE at WHITE

10/22/21 Rupp Arena, Lexington, KY
UK Blue-White Game

Game Time: 7:00 PM

Game Duration: 1:41

Attendance: 11,678

Officials: Vladimir Voyard-Tadal, R.B. Cyburn, Troy Mathis

WHITE

Lineup	Time	Score	Score Diff	Pts/Min	Reb	Stl	Tov	Ast	PPP
3- Washington, Jr. T/ 10- Mintz D/ 12- Brooks, Jr. K/ 23- Hopkins B/ 55- Ware L/	10:24	29-25	4	2.7885	11	0	4	5	1.4188
10- Mintz D/ 11- Allen D/ 12- Brooks, Jr. K/ 31- Grady K/ 55- Ware L/	09:36	15-30	-15	1.5625	5	1	4	0	0.7545
4- Collins D/ 10- Mintz D/ 11- Allen D/ 23- Hopkins B/ 55- Ware L/	08:11	15-27	-12	1.8330	2	1	3	1	1.0163
2- Wheeler S/ 10- Mintz D/ 12- Brooks, Jr. K/ 23- Hopkins B/ 55- Ware L/	05:32	6-13	-7	1.0843	3	0	0	0	0.7614
2- Wheeler S/ 10- Mintz D/ 14- Canada B/ 23- Hopkins B/ 55- Ware L/	03:33	10-13	-3	2.8169	5	1	2	1	1.2500
2- Wheeler S/ 10- Mintz D/ 12- Brooks, Jr. K/ 14- Canada B/ 23- Hopkins B/	02:44	5-0	5	1.8293	3	1	1	1	1.6667

Official Basketball Rotations Summary - End of 2nd Period

BLUE at WHITE

10/22/21 Rupp Arena, Lexington, KY
UK Blue-White Game

Game Time: 7:00 PM

Game Duration: 1:41

Attendance: 11,678

Officials: Vladimir Voyard-Tadal, R.B. Cyburn, Troy Mathis

BLUE

Lineup	Quarter On	Time On	Quarter Off	Time Off	Time on Court	Score	Score Diff	Reb	Stl	Tov	Ast	PPP
2- Wheeler S/ 3- Washington, Jr. T/ 4- Collins D/ 23- Hopkins B/ 34- Tshiebwe C/	1	20:00	1	10:24	09:36	30-15	15	11	1	2	7	1.4368
2- Wheeler S/ 4- Collins D/ 11- Allen D/ 31- Grady K/ 34- Tshiebwe C/	1	10:24	2	20:00	10:24	25-29	-4	7	3	1	5	1.3242
2- Wheeler S/ 3- Washington, Jr. T/ 12- Brooks, Jr. K/ 31- Grady K/ 34- Tshiebwe C/	2	20:00	2	11:49	08:11	27-15	12	11	2	1	8	1.9286
3- Washington, Jr. T/ 4- Collins D/ 11- Allen D/ 31- Grady K/ 34- Tshiebwe C/	2	11:49	2	06:17	05:32	13-6	7	7	0	1	2	1.4444
3- Washington, Jr. T/ 4- Collins D/ 11- Allen D/ 20- Payne Z/ 34- Tshiebwe C/	2	06:17	2	04:01	02:16	9-7	2	3	0	1	1	1.6544
4- Collins D/ 20- Payne Z/ 25- Watkins K/ 31- Grady K/ 34- Tshiebwe C/	2	04:01	2	00:00	04:01	4-8	-4	1	0	1	2	0.6667

Official Basketball Rotations Summary - End of 2nd Period

BLUE at WHITE

10/22/21 Rupp Arena, Lexington, KY
UK Blue-White Game

Game Time: 7:00 PM

Game Duration: 1:41

Attendance: 11,678

Officials: Vladimir Voyard-Tadal, R.B. Clyburn, Troy Mathis

WHITE

Lineup	Quarter On	Time On	Quarter Off	Time Off	Time on Court	Score	Score Diff	Reb	Stl	Tov	Ast	PPP
10- Mintz D/ 11- Allen D/ 12- Brooks, Jr. K/ 31- Grady K/ 55- Ware L/	1	20:00	1	10:24	09:36	15-30	-15	5	1	4	0	0.7545
3- Washington, Jr. T/ 10- Mintz D/ 12- Brooks, Jr. K/ 23- Hopkins B/ 55- Ware L/	1	10:24	2	20:00	10:24	29-25	4	11	0	4	5	1.4188
4- Collins D/ 10- Mintz D/ 11- Allen D/ 23- Hopkins B/ 55- Ware L/	2	20:00	2	11:49	08:11	15-27	-12	2	1	3	1	1.0163
2- Wheeler S/ 10- Mintz D/ 12- Brooks, Jr. K/ 23- Hopkins B/ 55- Ware L/	2	11:49	2	06:17	05:32	6-13	-7	3	0	0	0	0.7614
2- Wheeler S/ 10- Mintz D/ 14- Canada B/ 23- Hopkins B/ 55- Ware L/	2	06:17	2	02:44	03:33	10-13	-3	5	1	2	1	1.2500
2- Wheeler S/ 10- Mintz D/ 12- Brooks, Jr. K/ 14- Canada B/ 23- Hopkins B/	2	02:44	2	00:00	02:44	5-0	5	3	1	1	1	1.6667

BLUE at WHITE

10/22/21 Rupp Arena, Lexington, KY
UK Blue-White Game

Game Time: 7:00 PM
Game Duration: 1:39
Attendance: 11,678

Officials: Vladimir Voyard-Tadal, R.B. Olyburn, Troy Mathis

BLUE

No	Name	Mins		Score		Points Diff		Points per Min		Assists		Rebounds		Steals		Turnovers	
		On	Off	On	Off	On	Off	On	Off	On	Off	On	Off	On	Off	On	Off
2	Shavir Wheeler	28:11	11:49	82-59	26-21	23	5	2.91	2.20	20	5	29	11	6	0	4	3
3	TyTy Washington, Jr.	25:35	14:25	79-43	29-37	36	-8	3.09	2.01	18	7	32	8	3	3	5	2
4	Daimion Collins	31:49	08:11	81-65	27-15	16	12	2.55	3.30	17	8	29	11	4	2	6	1
11	Dontaie Allen	18:12	21:48	47-42	61-38	5	23	2.58	2.80	8	17	17	23	3	3	3	4
12	Keion Brooks, Jr.	08:11	31:49	27-15	81-65	12	16	3.30	2.55	8	17	11	29	2	4	1	6
20	Zan Payne	06:17	33:43	13-15	95-65	-2	30	2.07	2.82	3	22	4	36	0	6	2	5
23	Bryce Hopkins	09:36	30:24	30-15	78-65	15	13	3.13	2.57	7	18	11	29	1	5	2	5
25	Kareem Watkins	04:01	35:59	4-8	104-72	-4	32	1.00	2.89	2	23	1	39	0	6	1	6
31	Kellan Grady	28:08	11:52	69-58	39-22	11	17	2.45	3.29	17	8	26	14	5	1	4	3
34	Oscar Tshiebwe	40:00	00:00	108-80	0-0	28	0	2.70	0.00	25	0	40	0	6	0	7	0

WHITE

No	Name	Mins		Score		Points Diff		Points per Min		Assists		Rebounds		Steals		Turnovers	
		On	Off	On	Off	On	Off	On	Off	On	Off	On	Off	On	Off	On	Off
2	Shavir Wheeler	11:49	28:11	21-26	59-82	-5	-23	1.78	2.09	2	6	11	18	2	2	3	11
3	TyTy Washington, Jr.	10:24	29:36	29-25	51-83	4	-32	2.79	1.72	5	3	11	18	0	4	4	10
4	Daimion Collins	08:11	31:49	15-27	65-81	-12	-16	1.83	2.04	1	7	2	27	1	3	3	11
10	Davion Mintz	40:00	00:00	80-108	0-0	-28	0	2.00	0.00	8	0	29	0	4	0	14	0
11	Dontaie Allen	17:47	22:13	30-57	50-51	-27	-1	1.69	2.25	1	7	7	22	2	2	7	7
12	Keion Brooks, Jr.	28:16	11:44	55-68	25-40	-13	-15	1.95	2.13	6	2	22	7	2	2	9	5
14	Brennan Canada	06:17	33:43	15-13	65-95	2	-30	2.39	1.93	2	6	8	21	2	2	3	11
23	Bryce Hopkins	30:24	09:36	65-78	15-30	-13	-15	2.14	1.56	8	0	24	5	3	1	10	4
31	Kellan Grady	09:36	30:24	15-30	65-78	-15	-13	1.56	2.14	0	8	5	24	1	3	4	10
55	Lance Ware	37:16	02:44	75-108	5-0	-33	5	2.01	1.83	7	1	26	3	3	1	13	1

BLUE at WHITE

10/22/21 Rupp Arena, Lexington, KY
 UK Blue-White Game

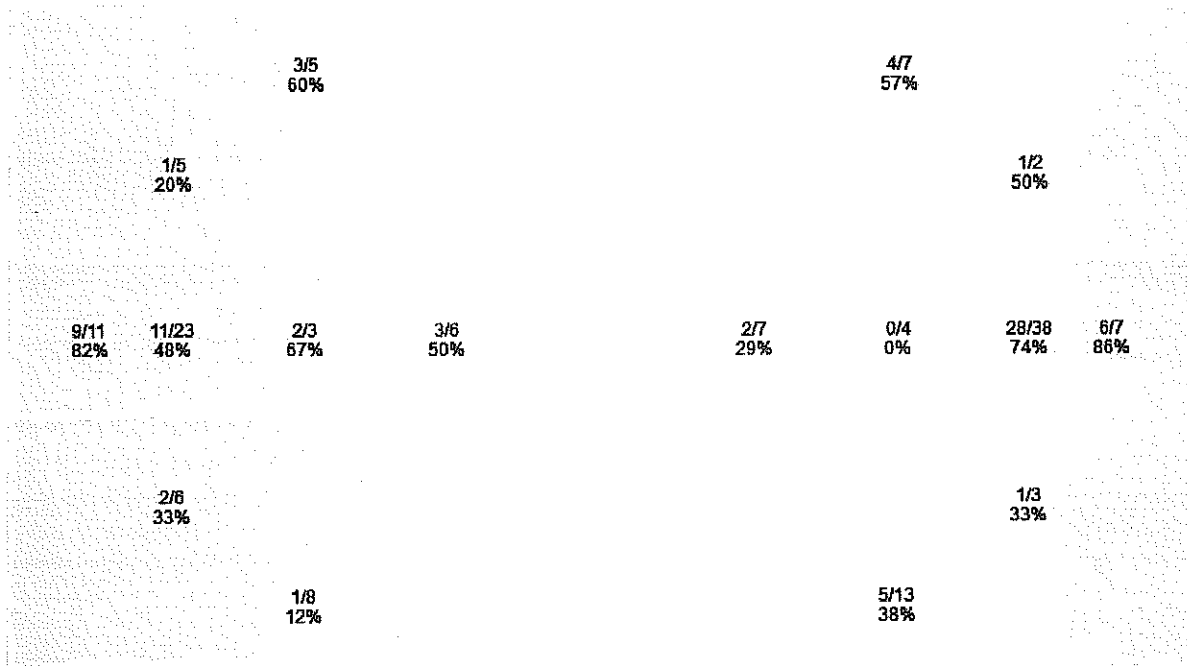
Officials: Vladimir Voyard-Tadal, R.B. Olyburn, Troy Mathis

Players => All; FG Types => All; Results => All;

Players => All; FG Types => All; Results => All;

WHITE

BLUE



WHITE	M/A	%
Field Goals	32/67	48
2 Points	25/48	52
3 Points	7/19	37
Free Throws	9/9	100

BLUE	M/A	%
Field Goals	47/81	58
2 Points	36/54	67
3 Points	11/27	41
Free Throws	3/5	60