

# KENTUCKY

## WOMEN'S BASKETBALL®



## Kentucky Wildcats vs. Presbyterian Blue Hose

Tuesday, November 9 - 7 p.m. ET

Memorial Coliseum (7,500) - Lexington, Ky.

UK Athletics Communication and Public Relations · (859) 257-3838 · www.UKathletics.com  
Evan Crane (wesley.crane@uky.edu) and Sommer Thomas (sommer.thomas@uky.edu)

**TV - SEC Network+**  
BBP: Jeff Piccoro  
Analyst: Christi Thomas

**Radio - UK Sports Network**  
BBP: Darren Headrick  
98.5 FM (Lexington)  
1080AM (Louisville)

**Live Stats**  
kentucky.statbroadcast.com  
Password: gocats2122  
(home games only)

**Tickets (home games)**  
UKathleticstix.com  
Reserved - \$10  
General Admission - \$8  
Kids/Seniors - \$5

**Follow the Cats**  
Twitter: @KentuckyWBB  
Instagram: @KentuckyWBB  
Facebook: /KentuckyWBB

### 2021-22 KENTUCKY WBB SCHEDULE

#### November 2021

4	LEE UNIVERSITY [EXH]		W, 95-51
9	PRESBYTERIAN	SEC Network+	7 p.m.
11	NORTH ALABAMA	SEC Network+	7 p.m.
14	at Indiana	ESPN	5 p.m.
21	WINTHROP	SEC Network+	2 p.m.
27	LA SALLE	SEC Network+	8:30 p.m.

#### December 2021

1	WEST VIRGINIA^	SEC Network+	7 p.m.
5	MERRIMACK COLLEGE	SEC Network+	2 p.m.
9	DEPAUL%	SEC Network	7 p.m.
12	at Louisville&	ESPN	1 p.m.
17	MORGAN STATE	SEC Network+	7 p.m.
19	USC UPSTATE	SEC Network+	2 p.m.
30	at Auburn*	SEC Network+	8 p.m.

#### January 2022

3	MISSISSIPPI STATE*	SEC Network	7 p.m.
6	GEORGIA*	SEC Network+	7 p.m.
9	at South Carolina*	ESPN	1 p.m.
16	at Tennessee*	ESPN	3 p.m.
20	FLORIDA*	SEC Network	7 p.m.
23	OLE MISS*%	SEC Network	Noon
27	at Vanderbilt*	TBD	8 p.m.
30	at LSU*	SEC Network	2 p.m.

#### February 2022

6	TEXAS A&M*	ESPN2	Noon
10	SOUTH CAROLINA*	ESPN	7 p.m.
13	at Alabama*	SEC Network	2 p.m.
17	VANDERBILT*	SEC Network+	7 p.m.
20	at Arkansas*	SEC Network	2 p.m.
24	at Missouri*	SEC Network+	8 p.m.
27	AUBURN*	SEC Network	4 p.m.


#### March/April 2022

2-6	SEC Tournament (N1)	SECN/ESPN	TBD
18-21	NCAA 1st & 2nd Rounds (N2)	ESPN	TBD
25-28	NCAA Regionals (N3)	ESPN	TBD
1 & 3	NCAA Final Four (N4)	ESPN	TBD

\* denotes SEC game; ^ denotes SEC/Big 12 Challenge; & denotes ESPN Jimmy V Classic; game times are EASTERN STANDARD TIME and subject to change due to TV selection; All home games are BOLD/ALL CAPS and will be played at Memorial Coliseum unless noted; % denotes game played at Rupp Arena; N1 – SEC Tournament – Nashville, Tennessee (Bridgestone Arena); N2 – NCAA First & Second Rounds – TBD; N3 – NCAA Regionals – Bridgeport, Connecticut (Webster Bank Arena), Greensboro, North Carolina (Greensboro Coliseum), Spokane, Washington (Spokane Veterans Memorial Arena), Wichita, Kansas (Intrust Bank Arena); N4 – NCAA Final Four – Minneapolis, Minnesota (Target Center)



**Record:** 0-0, 0-0 SEC  
**Home:** 0-0 | **Away:** 0-0 | **Neutral:** 0-0  
**Ranking:** 13 (AP)/13 (Coaches)  
**Last Game:** n/a  
**Head Coach:** Kyra Elzy (Tennessee, 99/01)  
**Overall:** 18-9 (.667) (2nd season)  
**at UK:** 18-9 (.667) (2nd season)



**Record:** 0-0, 0-0 Big South  
**Home:** 0-0 | **Away:** 0-0 | **Neutral:** 0-0  
**Ranking:** not ranked  
**Last Game:** W, 70-60 vs. USC Aiken (EXH)  
**Head Coach:** Alaura Sharp (SW Minn. St., '06)  
**Overall:** 30-52 (.366) (4th season)  
**at PC:** 30-52 (.366) (4th season)

### QUICK NOTES

- Kentucky is in its 48th season with a 863-557 (.607) all-time record.
- Tuesday's game is the home and season opener for Kentucky. UK is 39-8 all-time in season openers, including winning 12 in a row. Last season, UK defeated Murray State in its season opener at Memorial Coliseum, 86-60. The Wildcats are 43-4 all-time in home openers and have won 12 in a row as well.
- For the 13th time since 2007, UK begins its season ranked or receiving votes in the national polls as the Associated Press tabbed Kentucky at No. 13 in its preseason poll. This marks the third straight season that Kentucky has started ranked in the top 15 of the AP Top 25.
- UK returns nine players from last year's team. In all, UK returns 70% of its scoring, 3-pointers made and assists, while it brings back 63% of its rebounding and 58% of its steals.
- Rhyne Howard enters the season as a preseason first-team All-American by the AP while league coaches and league media tabbed her the SEC Preseason Player of the Year. Howard is also on the Cheryl Miller Award Preseason Watch List.
- Howard has 1,655 career points which ranks seventh most in program history. She needs 37 more points to tie Maci Morris for sixth all-time and 135 more points to move into the top five all-time.
- Jazmine Massengill has been tabbed one of 20 players nationally to the 2022 Nancy Lieberman Award Preseason Watch List
- In 46 years of women's basketball, Kentucky has 99 wins over ranked opponents. UK was 5-6 last season vs. ranked teams with a win over No. 13 Indiana, No. 12 Miss. St., No. 10 Arkansas, No. 16 Tennessee and No. 17 Georgia.
- Kentucky will be without senior guard Blair Green this season after she sustained a ruptured Achilles in UK's closed scrimmage.
- Kyra Elzy is the eighth head coach in program history and the first to lead the team to the NCAA Tournament in their first season. Elzy was named the WBCA Rookie Head Coach of the Year for her efforts. Elzy has been apart of some of the best seasons in program history, including the SEC Championship team in 2012. In nine years with Kentucky, the Wildcats have been to seven NCAA Tournament and had eight winning seasons.

# 2021-22 KENTUCKY WBB ROSTER

## NUMERICAL

No.	Name	Pos.	Cl.	Ht.	Hometown/High School/Previous College
00	Olivia Owens	C	R-Jr.	6-4	Albany, N.Y./Niskayuna HS/Maryland
1	Robyn Benton	G	Sr.	5-9	Conyers, Ga./Greater Atlanta Christian/Auburn
3	Jazmine Massengill	G	Sr.	6-0	Chattanooga, Tenn./Hamilton Heights/Tennessee
4	Kristen Crenshaw-Gill	G	Fr.	5-9	Youngstown, Ohio/Valley Christian HS
5	Blair Green	G	Sr.	6-0	Harlan, Ky/Harlan County HS
10	Rhyne Howard	G	Sr.	6-2	Cleveland, Tenn./Bradley Central HS
11	Jada Walker	G	Fr.	5-7	Richmond, Va./Henrico High School
12	Treasure Hunt	G	Soph.	6-2	Chattanooga, Tenn./Hamilton Heights
21	Nyah Leveretter	F	Soph.	6-3	Blythewood, S.C./Westwood HS
34	Emma King	G	Jr.	5-10	Stanford, Ky./Lincoln County HS
44	Dre'una Edwards	F	R-Jr.	6-2	Compton, Calif./Liberty HS/Utah

## ALPHABETICAL

No.	Name	Pos.	Cl.	Ht.	Hometown/High School/Previous College
1	Robyn Benton	G	Sr.	5-9	Conyers, Ga./Greater Atlanta Christian/Auburn
4	Kristen Crenshaw-Gill	G	Fr.	5-9	Youngstown, Ohio/Valley Christian HS
44	Dre'una Edwards	F	R-Jr.	6-2	Compton, Calif./Liberty HS/Utah
5	Blair Green	G	Sr.	6-0	Harlan, Ky/Harlan County HS
10	Rhyne Howard	G	Sr.	6-2	Cleveland, Tenn./Bradley Central HS
12	Treasure Hunt	G	Soph.	6-2	Chattanooga, Tenn./Hamilton Heights
34	Emma King	G	Jr.	5-10	Stanford, Ky./Lincoln County HS
21	Nyah Leveretter	F	Soph.	6-3	Blythewood, S.C./Westwood HS
3	Jazmine Massengill	G	Sr.	6-0	Chattanooga, Tenn./Hamilton Heights/Tennessee
00	Olivia Owens	C	R-Jr.	6-4	Albany, N.Y./Niskayuna HS/Maryland
11	Jada Walker	G	Fr.	5-7	Richmond, Va./Henrico High School

### Coaching Staff

**Head Coach:** Kyra Elzy (Tennessee, 1999, 2001) – 2nd season, 10th at Kentucky  
**Assoc. Head Coach:** Niya Butts (Tennessee, 2000; Tennessee Tech, 2002) – 1st season, 11th at UK  
**Assistant Coach:** Amber Smith (Kentucky, 2011) – 4th season, 11th at UK (player/support staff)  
**Assistant Coach:** Gail Goestenkors (Saginaw Valley State, 1985) – 1st season

### Support Staff

**Assistant Athletics Director/Women's Basketball:** Amy Tilley (Kentucky, 2007)  
**Special Assistant to the Head Coach:** Lin Dunn (UT Martin, 1969)  
**Director of Player Development:** Daniel Boice (Arizona, 2014, 2016)  
**Assistant AD/Diversity, Equity and Inclusion/WBB Admin.:** Tiffany Hayden (UK, 2001; UofL, 2009)  
**Director of Recruiting:** Aisha Foy (Radford, 2016; Southeast Missouri State, 2018)  
**Recruiting Assistant:** Kylie Thompson (Kentucky, 2017; Cincinnati, 2019)  
**Coaching Video Coordinator:** DeNesha Stallworth (Kentucky, 2013)  
**Staff Support Associate:** Carrie Marshall (Kentucky, 2003)  
**Creative Director:** Kim Troxall (SCAD, 1994)  
**Academic Counselor:** Passion Richardson (Kentucky, 1997; WKU, 2014)  
**Senior Athletic Trainer:** Courtney Jones (Purdue, 2001)  
**Nutrition Coach:** Monica Fowler (Kentucky, 2010)  
**Team Physician:** Dr. Robert Hosey (Virginia Tech, 1989)  
**Strength & Conditioning Coach:** Lee Taylor (Missouri Valley College, 2008)  
**Sports Information Director:** Evan Crane (Kentucky, 2010)  
**Sports Information Director Assistant:** Sommer Thomas (Penn State, 2021)  
**Marketing Director:** Kate Stoess (Louisville, 2006)  
**Marketing Graduate Assistant:** Tasa Leoso (Oregon, 2020)  
**Equipment Manager:** TBD  
**Student Managers:** JT Orem, Dashaun Williams, Ethan Howard, Declan Maloney

## BY CLASS

### Seniors (4)

Robyn Benton  
 Blair Green  
 Rhyne Howard  
 Jazmine Massengill

### Juniors (3)

Dre'una Edwards  
 Olivia Owens  
 Emma King

### Sophomores (2)

Treasure Hunt  
 Nyah Leveretter

### Freshmen (2)

Kristen Crenshaw-Gill  
 Jada Walker

## BY HEIGHT

5-7	.....	Jada Walker
5-9	.....	Kristen Crenshaw-Gill
5-9	.....	Robyn Benton
5-10	.....	Emma King
6-0	.....	Blair Green
	.....	Jazmine Massengill
6-2	.....	Rhyne Howard
	.....	Dre'una Edwards
	.....	Treasure Hunt
6-3	.....	Nyah Leveretter
6-4	.....	Olivia Owens

## PRONUNCIATION

**DRE'UNA EDWARDS**  
 (dre-ON-a)

**RHYNE HOWARD**  
 (like RYAN)

**NYAH LEVERETTER**  
 (nigh(like high)-uh)  
 (lev-er-RETT(like wet)-tur)

# 2021-22 RADIO/TELEVISION CHART



**OLIVIA OWENS** **00**

6-4 – R-Jr. – C  
Albany, N.Y.  
(Niskayuna HS/Maryland)



**ROBYN BENTON** **1**

5-9 – Sr. – G  
Conyers, Ga.  
(Greater Atlanta Christian/Auburn)



**JAZMINE MASSENGILL** **3**

6-0 – Sr. – G  
Chattanooga, Tenn.  
(Hamilton Heights Christian/Tenn.)



**KRISTEN CRENSHAW-GILL** **4**

5-9 – Fr. – G  
Youngstown, Ohio  
(Valley Christian HS)



**BLAIR GREEN** **5**

6-0 – Sr. – G  
Harlan County, Ky.  
(Harlan County HS)



**RHYNE HOWARD** **10**

6-2 – Sr. – G  
Cleveland, Tenn.  
(Bradley Central HS)



**JADA WALKER** **11**

5-7 – Fr. – G  
Richmond, Va.  
(Bradley Central HS)



**TREASURE HUNT** **12**

6-2 – So. – G  
Chattanooga, Tenn.  
(Hamilton Heights Christian)



**NYAH LEVERETTER** **21**

6-3 – So. – F  
Blythewood, S.C.  
(Westwood HS)



**EMMA KING** **34**

5-10 – Jr. – G  
Stanford, Ky.  
(Lincoln County HS)



**DRE'UNA EDWARDS** **44**

6-2 – R-Jr. – F  
Compton, Calif.  
(Liberty HS/Utah)



**KYRA ELZY** **IHC**

Head Coach  
(2nd season/10th overall  
at Kentucky)



**NIYA BUTTS** **AHC**

Associate Head Coach  
(11th overall season at  
Kentucky)




**AMBER SMITH** **AC**

Assistant Coach  
(11th overall season at  
Kentucky)



**GAIL GOESTENKORS** **AC**

Assistant Coach  
(1st season at Kentucky)



**AMY TILLEY** **AAD**

Asst. AD/Director of Ops.  
(12th overall at UK)



**OLIVIA OWENS · 6-4 · RS-JUNIOR · CENTER · ALBANY, N.Y.**

- Played in 25 games with five starts, averaging 4.4 points and 2.8 rebounds per game last season.
- Scored 10 or more points twice during the 2020-21 season and led UK in rebounds three times and in blocks twice.
- Transferred to UK after two seasons at Maryland where she sat out her sophomore season due to medical issues. Played 16 games as a freshman.



**ROBYN BENTON · 5-9 · SENIOR · GUARD · CONYERS, GA.**

- Strong 2020-21 season, playing in 26 games and averaging 18.0 minutes per game.
- Averaged 6.6 points per game, hitting 23 3s and went 29-of-37 from the free-throw line.
- On her 21st birthday against Alabama at Rupp Arena, scored a season-high 15 points on 6-of-10 shooting, including three 3s in 23 minutes.



**JAZMINE MASSENGILL · 6-0 · SENIOR · GUARD · CHATTANOOGA TENN.**

- Played in 19 games with eight starts, averaging 5.1 points per game and 3.3 assists per game.
- Had three or more assists nine times during the season and led UK in assists six times and in blocks three times.
- Earned her first start for Kentucky against Tennessee at Rupp Arena, scoring 11 points on 4-of-7 shooting and an impressive 3-of-5 from long range, and added three assists, while all of her points and assists came in the second half.



**KRISTEN CRENSHAW-GILL · 5-9 · FRESHMAN · GUARD · YOUNGSTOWN, OHIO**

- Came to the team during open tryouts in September 2021 and earned a spot on the team as a walk-on.
- Played high school basketball at Valley Christian High School in Youngstown, Ohio.



**BLAIR GREEN · 6-0 · SENIOR · GUARD · HARLAN COUNTY, KY.**

- Will miss the 2021-22 season after sustaining a ruptured Achilles in UK's closed scrimmage vs. ECU in late October.
- Played in 27 games with 18 starts last season for the Wildcats, averaging 6.0 points per game.
- Hit 33 percent from long range (21-of-63) and scored 10 or more points seven times, 15 or more points three times and had one 20-point game.



**RHYNE HOWARD · 6-2 · SENIOR · GUARD · CLEVELAND, TENN.**

- Preseason SEC Player of the Year by league media and league coaches. Also preseason All-America first-team by the AP, Lindy's and The Athletic.
- Enters the season with 1,655 career points, which ranks seventh most all-time. To see her other career standings go to page 13.
- Averaged 20.7 points and 7.3 rebounds last season as the only player in the nation averaging those numbers along with 90 assists and 60 steals.



**JADA WALKER · 5-7 · FRESHMAN · GUARD · RICHMOND, VA.**

- Energetic and talented point guard that should add immediate depth to the 2021-22 roster.
- A four-star guard by ESPN.com which ranked her the 18th best point guard and 87th overall player in the 2021 class.
- Had made a huge impression on the team and staff so far and should see immediate minutes, especially with the injury to Blair Green.



**TREASURE HUNT · 6-1 · SOPHOMORE · GUARD · CHATTANOOGA TENN.**

- Strong improvement as her rookie season went on and finished the year playing her best basketball, seeing time in 15 games with one start.
- Scored 10 or more points twice and led UK in assists once, steals once and blocks once last season.
- Played for 24 minutes against Florida in the second round of the SEC Tournament, scoring nine points of 4-of-8 shooting, while grabbing seven rebounds, leading the team with four assists and earning one block.



**NYAH LEVERETTER · 6-3 · SOPHOMORE · FORWARD · BLYTHEWOOD, S.C.**

- Played 14 games, averaging 6.7 minutes per game last season.
- Led Kentucky against Marshall, grabbing a career-high eight boards.
- Scored a career-high seven points and recorded a career-high nine rebounds against Wofford.



**EMMA KING · 5-10 · JUNIOR · GUARD · STANFORD, KY.**

- Made her first career start in 20-21 season opener against Murray State, playing for 16 minutes, with three assists, one rebound and one steal.
- Also started against Belmont with three rebounds and a steal.
- Scored against Idaho State in the NCAA Tournament, going 2-of-2 from the free-throw line.



**DRE'UNA EDWARDS · 6-2 · REDSHIRT-JUNIOR · FORWARD · COMPTON, CALIF.**

- Impressed playing her first action as a Wildcat, playing in 27 games with 11 starts, averaging 9.7 points per game and 6.1 rebounds per game.
- Hit 12 3s during the year and had 21 blocks and 24 steals while scoring 10 or more points 12 times during the year, including 15 or more six times.
- Had 10 or more rebounds five times during the year and led UK in rebounds seven times.

**NATIONAL POLLS**

**THE ASSOCIATED PRESS TOP 25**

1	<b>South Carolina (14)</b>	0-0
2	UConn(10)	0-0
3	Stanford(5)	0-0
4	Maryland	0-0
5	NC State	0-0
6	<b>Louisville</b>	<b>0-0</b>
7	Baylor	0-0
8	<b>Indiana</b>	<b>0-0</b>
9	Iowa	0-0
10	Oregon	0-0
11	Michigan	0-0
12	Iowa State	0-0
13	<b>KENTUCKY</b>	<b>0-0</b>
14	Oregon State	0-0
15	<b>Tennessee</b>	<b>0-0</b>
16	Florida State	0-0
17	Ohio State	0-0
	Georgia Tech	0-0
19	<b>West Virginia</b>	<b>0-0</b>
20	UCLA	0-0
21	South Florida	0-0
22	Arizona	0-0
23	<b>Texas A&amp;M</b>	<b>0-0</b>
24	Virginia Tech	0-0
25	Texas	0-0

Other UK opps receiving votes: Georgia 65, LSU 10, Arkansas 10, DePaul 6

**USA TODAY/COACHES PRESEASON TOP 25**

1	<b>South Carolina (26-5)</b>	768
2	Stanford (31-2)	763
2	Connecticut (28-2)	763
4	North Carolina State (22-3)	670
5	Maryland (26-3)	661
6	<b>Louisville (26-4)</b>	<b>642</b>
7	<b>Indiana (21-6)</b>	<b>558</b>
8	Baylor (28-3)	495
9	Oregon (15-9)	475
10	Michigan (16-6)	470
11	Iowa (20-10)	440
12	<b>Tennessee (17-8)</b>	<b>346</b>
13	<b>KENTUCKY (18-9)</b>	<b>322</b>
14	UCLA (17-6)	311
15	Arizona (21-6)	277
16	Iowa State (17-11)	258
17	<b>Texas A&amp;M (25-3)</b>	<b>251</b>
18	Oregon State (12-8)	224
19	<b>Georgia (21-7)</b>	<b>197</b>
20	Georgia Tech (17-9)	192
21	Texas (21-10)	180
22	South Florida (19-4)	169
23	West Virginia (22-7)	165
24	Florida State (10-9)	157
25	Ohio State (13-7)	128

Other UK opps receiving votes: Arkansas 53, LSU 13, DePaul 5, Ole Miss 5

**WEEK-BY-WEEK**

DATE	AP	COACHES
Preseason	13	13
Nov. 9		
Nov. 16		
Nov. 23		
Nov. 30		
Dec. 7		
Dec. 14		
Dec. 21		
Dec. 28		
Jan. 4		
Jan. 11		
Jan. 18		
Jan. 25		
Feb. 1		
Feb. 8		
Feb. 15		
Feb. 22		
March 2		
March 9		

**BY THE BIG BLUE NUMBERS**

career points for Rhyne Howard, ranking 7th all-time at UK

1,655

wins in Kentucky Women's Basketball history

863

number of wins for Kentucky inside Memorial Coliseum

470

3-pointers hit by the 2020-21 team, which ranked fifth most in program history in a season.

135

percent graduation rate for four-year players under Coach Elzy at Kentucky

100

years of collegiate coaching experience as a full-time assistant or head coach for Elzy, Butts, Goestenkors and Smith combined

77

wins by Kyra Elzy as head coach of the Kentucky Wildcats

18

straight semesters with a overall team GPA above a 3.0

16

turnovers per game in 2020-21 which was top-25 nationally in fewest turnovers

12.6

straight seasons ranking top 25 in national attendance

11

NCAA Tournament appearances since 2009-10 season

10

Kyra Elzy is the eighth head coach in Kentucky WBB history.

8

**KENTUCKY'S RECORD WHEN ...**

	ALL	SEC
Leading or tied at halftime	0-0	0-0
Trailing at halftime	0-0	0-0
Shoot 50 percent or higher	0-0	0-0
Shoot 60 percent or higher	0-0	0-0
Shoot less than 50 percent	0-0	0-0
Shoot higher percentage than opp.	0-0	0-0
Shoot lower percentage than opp	0-0	0-0
Opp. shoot worse than 50 percent	0-0	0-0
Opp. shoot 50 percent or higher	0-0	0-0
Opp. shoot 60 percent or higher	0-0	0-0
Score less than 60 points	0-0	0-0
Score 60 or more points	0-0	0-0
Score 70 or more points	0-0	0-0
Score 80 or more points	0-0	0-0
Score 90 or more points	0-0	0-0
Score 100 or more points	0-0	0-0
Opp. score 30 or less points	0-0	0-0
Opp. score 40 or less points	0-0	0-0
Opp. score 50 or less points	0-0	0-0
Opp. score 60 or less points	0-0	0-0
Opp. score 70 or less points	0-0	0-0
Opp. score 80 or less points	0-0	0-0
Opp. score 60 or more points	0-0	0-0
Opp. score 70 or more points	0-0	0-0
Opp. score 80 or more points	0-0	0-0
Opp. score 90 or more points	0-0	0-0
Outrebound or same as opponent	0-0	0-0
Outrebounded by opponent	0-0	0-0
Commit fewer turnovers than opp.	0-0	0-0
Commit same turnovers as opp.	0-0	0-0
Commit more turnovers than opp.	0-0	0-0
Commit single digit turnovers	0-0	0-0
Force 20 or more turnovers	0-0	0-0
Force 25 or more turnovers	0-0	0-0
Make 6 or more 3-pointers	0-0	0-0
Make 5 or fewer 3-pointers	0-0	0-0
Opp. make 6 or more 3-pointers	0-0	0-0
Opp. make 5 or fewer 3-pointers	0-0	0-0
Game decided by 10 pts or less:	0-0	0-0
Game decided by 1-5 pts:	0-0	0-0
Game decided by 6-10 pts:	0-0	0-0
Game decided by 11-15 pts:	0-0	0-0
Game decided by 16+ pts:	0-0	0-0
Overtime games:	0-0	0-0
Televised games:	0-0	0-0
SEC Network+	0-0	0-0
ESPN	0-0	0-0
ESPN2	0-0	0-0
ESPN3	0-0	0-0
SEC Network	0-0	0-0
FloHoops	0-0	0-0
ACC Network Extra	0-0	0-0
Games vs. AP ranked opponents:	0-0	0-0
Games vs. AP Top 10	0-0	0-0
Games following a loss:	0-0	0-0
Games following a win:	0-0	0-0
More points in the paint than opp.:	0-0	0-0
Fewer points in the paint than opp.:	0-0	0-0
Same points in the paint than opp.:	0-0	0-0
More points off turnovers:	0-0	0-0
Fewer points off turnovers:	0-0	0-0
Same points off turnovers:	0-0	0-0
More bench points than opp.:	0-0	0-0
Fewer bench points than opp.:	0-0	0-0
Same bench points as opp.:	0-0	0-0
More 2nd-chance points than opp.:	0-0	0-0
Fewer 2nd-chance points than opp.:	0-0	0-0
Same 2nd-chance points as opp.:	0-0	0-0
One UK player scores 10+:	0-0	0-0
Two UK players score 10+:	0-0	0-0
Three UK players score 10+:	0-0	0-0
Four UK players score 10+:	0-0	0-0
Five UK players score 10+:	0-0	0-0
Six UK players score 10+:	0-0	0-0
Seven UK players score 10+:	0-0	0-0
Eight UK players score 10+:	0-0	0-0
On Monday:	0-0	0-0
On Tuesday:	0-0	0-0
On Wednesday:	0-0	0-0
On Thursday:	0-0	0-0
On Friday:	0-0	0-0
On Saturday:	0-0	0-0
On Sunday:	0-0	0-0
In November:	0-0	0-0
In December:	0-0	0-0
In January:	0-0	0-0
In February:	0-0	0-0
In March:	0-0	0-0
In April:	0-0	0-0

**GAME NOTES**

**SERIES HISTORY VS. PRESBYTERIAN**

- Tuesday is the first ever meeting between Kentucky and Presbyterian in women's basketball.

**SCOUTING PRESBYTERIAN**

- Presbyterian is entering its fourth season under head coach Alaura Sharp, who became the eighth head coach in program history in April 2018. Last season, Sharp led the Blue Hose to their best record in a season since 2015-16 as they finished 11-10, including a 10-8 mark in the Big South. Presbyterian led the Big South and finished 44th nationally in rebounding margin, and finished second in the conference and 44th nationally in scoring defense. PC also set a new DI era record for scoring average, scoring 62.2 points per game.
- Junior forward Tionna Carter returns after leading the team in scoring at 12.7 points per game last season. Carter also had 6.6 rebounds per game and hit 51.8 percent from the field. Fifth-year forward Jade Compton also returns after averaging 12.1 points and 8.0 rebounds per game last season. Sophomore guard Maleia Bracone hit a team-best 23 3s last year and also returns, while senior guard Trinity Johnson had a team best 92 assists last year and will be pack to run the point against for the Blue Hose.

**SERIES HISTORY VS. CURRENT ALIGNMENT OF THE BIG SOUTH**

- Kentucky is 15-1 all-time against teams that currently makeup the Big South Conference.
- UK is 1-0 vs. Charleston Southern, 1-0 vs. Gardner-Webb, 3-0 vs. High Point, 2-1 vs. Liberty, 1-0 vs. Longwood, 2-0 vs. Radford, 3-0 vs. UNC Asheville and 2-0 vs. Winthrop.
- Kentucky did not play a Big South team last season. UK's last game vs. a Big South opponent was Dec. 11 vs. Winthrop at Rupp Arena. UK won that game 91-36.

**KENTUCKY IN SEASON/HOME OPENERS**

- UK is 39-8 all-time in season openers, including winning 12 in a row. Last season, UK defeated Murry State 68-60 in its season opener at Memorial Coliseum.
- The Wildcats are 43-4 all-time in home openers and have won 12 in a row as well.

**KENTUCKY RETURNS MAJORITY OF 2020-21 ROSTER**

- Kentucky returns nine players from last year's roster, including three starters. Those numbers did take a hit when guard Blair Green sustained a torn Achilles in UK's closed scrimmage vs. ECU and will miss the entire 2021-22 season.
- The returners are headlined by 2020-21 consensus All-America First Team honoree Rhyne Howard. Howard averaged 20.7 points per game last season, adding 7.3 rebounds per game and a team-best 91 assists. Kentucky's third- and fourth-leading scorers also return in Dre'una Edwards and Robyn Benton. Point guard Jazmine Massengill, who missed the first half of the season due to NCAA transfer rules after finishing second on the team in assists per game. In all, UK returns 70% of its scoring, 3-pointers made and assists, while it brings back 63% of its rebounding and 58% of its steals.
- Also returning and expected to see expanded minutes are Treasure Hunt, Nyah Leveretter, Olivia Owens and Emma King. Hunt really came into her own at the end of the 2020-21 season, while Leveretter has added strength and experience and should help in the post. Owens is the big UK has sought the past few years and appears poised for a good season. King should see expanded minutes, especially with the injury to Green as she is instant offense.

**ELZY TAKES FULL ADVANTAGE OF 2021 OFFSEASON**

- Nearly every coach in the country has talked about losing the summer of 2020 to help build their teams last season. Kyra Elzy has made sure to make the most of that this offseason as the Wildcats have been very intentional about developing on and off the court.
- The first part was on-court development. Elzy hired Kentucky's first-ever women's basketball only strength coach in Lee Taylor, who is a well-respected women's basketball strength coach in the nation. The hire has paid off as across the board the Wildcats are in the best shapes of their lives and the players have raved about the work they have put in with Coach Taylor. Coach Elzy has been pleased with what she has seen and excited about how it could translate onto the floor.
- The second part was team building, which the Wildcats felt they missed out on last offseason. That has been corrected and then some in 2021 as Elzy has taken the team to countless team building events. First, the team went to Red River Gorge to hike and enjoy a day together in one of Kentucky's most beautiful landscapes. The team also went on a surprise trip to Fort Campbell, where they gave up their cell phones for the weekend and came together in a unique way.

**WILDCATS LOOKING TO CONTINUE 3-POINT SHOOTING**

- Kentucky shot 34.6 percent from 3 last season which ranked top 50 nationally. The Wildcats hit 195 3-pointers overall in 27 games, which ranked fifth most in program history. Since Elzy came back to Lexington in the spring of 2016, the Wildcats have posted a top-10 performance in program history in 3s made every year, including a school-record 252 in 2019-20.
- Elzy wants the Wildcats to play fast and with some impressive sharp-shooters on the roster, the Wildcats can be expected to make the top-10 of 3s made again this season.
- UK returns 70 percent of its made 3s from last season, including Rhyné Howard. Howard ranks top-five in program history in 3s made, 3s attempted and 3-point field-goal percentage. Last season, Howard hit 56 3s in 24 games for a 37.3 percentage.
- Also returning is Robyn Benton, who hit 23 3-pointers along with Jazmine Massengill, who hits 13 and Treasure Hunt, who hit 10.

**KENTUCKY RANKED NO. 13 IN AP, USA TODAY/WBCA PRESEASON TOP 25**

- For the 13th time since 2007, the University of Kentucky women's basketball team will begin its season ranked or receiving votes in the national polls as the Associated Press tabbed Kentucky at No. 13 in its 2020-21 preseason top 25.
- This marks the third straight season that Kentucky has started ranked in the top 15 of the AP Top 25. UK was No. 11 last season and No. 13 in 2019-20. UK has finished its season ranked in the top 25 of both major listings 11 of the last 12 seasons. UK finished the 2020-21 campaign with a 18-9 record and finished the season No. 18 in the Associated Press Top 25 and No. 21 in the USA Today/Coaches' Top 25.
- UK has been ranked 55 straight weeks - the 10th longest active streak in the nation.
- UK was also tabbed at No. 13 in the USA Today/WBCA Preseason Top 25.

**TOUGH SCHEDULE AWAITS WILDCATS**

- Kentucky is scheduled to play 11 games this season against teams that started their season ranked or receiving votes in the AP Preseason Top 25. Four of those games will come against top-10 teams with two of those being non-conference teams.
- Those opponents are: No. 1 South Carolina (twice), No. 6 Louisville, No. 8 Indiana, No. 15 Tennessee, No. 19 West Virginia, No. 23 Texas A&M and Georgia, LSU, Arkansas and DePaul, who are all receiving votes.

**KENTUCKY PICKED TO FINISH 4TH BY LEAGUE MEDIA, 5TH BY LEAGUE MEDIA**

- A panel of league media voted the Wildcats to finish fourth in the SEC this season in the annual preseason poll, while all 14 league coaches voted the Wildcats to finish fifth.

**HOWARD NAMED PRESEASON ALL-SEC BY MEDIA, COACHES**

- Senior guard Rhyné Howard has been tabbed the Preseason SEC Player of the Year and Preseason All-SEC First Team by league media and league coaches.
- This is the second straight season that Howard has been the preseason player of the year by league media and league coaches. She has also been first team All-SEC each of the last two seasons.

**HOWARD EARNS PRESEASON ALL-AMERICA**

- Rhyné Howard, who was a consensus first-team All-American last season, starts where she left off last season as she was named a first-team preseason All-America honoree by the Associated Press. She has also earned preseason All-America honors from Lindy's Sports and The Athletic. The preseason honors join a lengthy list of praise for Howard, who recently was tabbed the SEC Preseason Player of the Year by league coaches and league media.

**HOWARD NAMED TO CHERYL MILLER AWARD PRESEASON WATCH LIST**

- Rhyné Howard has been tabbed one of 20 players nationally to the 2022 Cheryl Miller Award Preseason Watch List, which annually seeks to honor the best small forward in women's college basketball.
- The Naismith Memorial Basketball Hall of Fame and the Women's Basketball Coaches Association tasked a national committee of top college basketball personnel to determine the watch list of 20 candidates. The award is in its fifth year.
- The winner of the 2022 Cheryl Miller Award will be presented on a to be determined date, along with the other four members of the Women's Starting Five. Additional awards being presented include the Nancy Lieberman Point Guard Award, the Ann Meyers Drysdale Shooting Guard Award, the Katrina McClain Power Forward Award and the Lisa Leslie Center Award, in addition to the Men's Starting Five.

**KENTUCKY UNDER COACH ELZY**

(2021-Present)	Total
Home Games.....	11-2
Memorial Coliseum.....	9-2
Rupp Arena.....	2-0
Road Games.....	5-5
Neutral Sites.....	2-2
SEC Games:.....	9-6
Home.....	5-2
Road.....	4-4
Regular season, non-conference.....	7-1
Home.....	6-0
Road.....	1-1
Neutral.....	0-0
vs. ranked teams in non-conference.....	1-1
SEC Tournament.....	1-1
NCAA Tournament.....	1-1
Leading or tied at halftime.....	16-4
Trailing at halftime.....	2-5
Shoot 50 percent or higher.....	6-0
Shoot less than 50 percent.....	12-9
Shoot higher percentage than opp.....	12-0
Shoot lower percentage than opp.....	6-9
Shooting same percentage as opp.....	0-0
Opp. shoots worse than 50 percent.....	17-7
Opp. shoots 50 percent or higher.....	1-2
Score fewer than 60 points.....	0-2
Score 60 or more points.....	18-7
Score 70 or more points.....	16-3
Score 80 or more points.....	7-1
Score 90 or more points.....	2-0
Score 100 or more points.....	0-0
Opp. scores 30 or fewer points.....	0-0
Opp. scores 40 or fewer points.....	1-0
Opp. scores 50 or fewer points.....	4-0
Opp. scores 60 or fewer points.....	9-0
Opp. scores 70 or fewer points.....	14-1
Opp. scores 80 or fewer points.....	18-6
Opp. scores 60 or more points.....	10-9
Opp. scores 70 or more points.....	5-9
Opp. scores 80 or more points.....	2-2
Opp. scores 90 or more points.....	0-0
Outrebounds or same as opponent.....	11-2
Outrebounded by opponent.....	7-7
Commits fewer turnovers than opp.....	10-5
Commits same turnovers as opp.....	0-0
Commits more turnovers than opp.....	8-4
Force 30 or more turnovers.....	2-0
Makes 6 or more 3-pointers.....	15-5
Makes 5 or fewer 3-pointers.....	3-4
Game decided by 10 pts or fewer:.....	9-3
Game decided by 1-5 pts:.....	4-3
Game decided by 6-10 pts:.....	4-0
Game decided by 11-15 pts:.....	4-3
Game decided by 16+ pts:.....	5-3
Overtime games.....	1-0
Televised games.....	18-8
Games vs. ranked opponents.....	5-6
Games vs. top 10 ranked opponents.....	1-3
Games following a loss.....	7-1
Games following a win.....	10-8
More points in the paint than opp.....	8-0
Fewer points in the paint than opp.....	9-9
Same points in the paint than opp.....	1-0
More bench points than opp.....	13-7
Fewer bench points than opp.....	3-2
Same bench points as opp.....	2-0
More 2nd-chance points than opp.....	7-5
Fewer 2nd-chance points than opp.....	9-4
Same 2nd-chance points as opp.....	2-0
On Monday.....	1-0
On Tuesday.....	0-1
On Wednesday.....	2-1
On Thursday.....	7-2
On Friday.....	0-1
On Saturday.....	1-0
On Sunday.....	7-4
In November.....	2-0
In December.....	5-1
In January.....	6-3
In February.....	3-3
In March.....	2-2
In April.....	0-0

**FINAL SEC STANDINGS**

Team	SEC	Pct.	All
Alabama	0-0	.000	0-0
Arkansas	0-0	.000	0-0
Auburn	0-0	.000	0-0
Florida	0-0	.000	0-0
Georgia	0-0	.000	0-0
Kentucky	0-0	.000	0-0
LSU	0-0	.000	0-0
Ole Miss	0-0	.000	0-0
Mississippi State	0-0	.000	0-0
Missouri	0-0	.000	0-0
South Carolina	0-0	.000	0-0
Tennessee	0-0	.000	0-0
Texas A&M	0-0	.000	0-0
Vanderbilt	0-0	.000	0-0

# - Regular season champions; ^ - Tournament champions

**CAREER DOUBLE-DOUBLES**

**RHYNE HOWARD: 17 CAREER (6 SEASON)**

2020-21 (6)  
 18 points, 12 rebounds at DePaul, 12-16-20  
 24 points, 10 rebounds vs. Arkansas, 12-31-20  
 33 points, 10 rebounds at Miss. State, 1-3-21  
 22 points, 10 rebounds vs. Missouri, 1-31-21  
 26 points, 10 rebounds at Ole Miss, 2-4-21  
 21 points, 16 rebounds vs. Ole Miss, 2-28-21  
 2019-20 (6)  
 14 points, 11 rebounds vs. Mount St. Mary's, 11-5-19  
 13 points, 11 rebounds at Virginia, 11-16-19  
 22 points, 11 rebounds vs. Texas A&M, 1-17-20  
 26 points, 12 rebounds at LSU, 1-19-20  
 26 points, 10 rebounds vs. Miss. State, 2-16-20  
 24 points, 11 rebounds vs. South Carolina, 2-23-20  
 2018-19 (5)  
 25 points, 12 rebounds vs. North Carolina, 11-24-18  
 17 points, 10 rebounds vs. Morehead State, 11-28-18  
 25 points, 10 rebounds at Louisville, 12-09-18  
 20 points, 11 rebounds vs. Ole Miss, 1-13-19  
 18 points, 14 rebounds vs. Arkansas, 2-17-19

**DRE'UNA EDWARDS: 4 CAREER (4 SEASON)**

2020-21 (4)  
 27 points, 15 rebounds vs. Belmont, 11-29-20  
 16 points, 12 rebounds at Kansas State, 12-3-20  
 14 points, 10 rebounds vs. Indiana, 12-6-20  
 18 points, 11 rebounds at DePaul, 12-16-20

**IF THE CROWN FITS, WEAR IT - RHYNEHOWARD.COM**

- Rhyme Howard is out to show yet again that she is the best player in college basketball.
- Her junior season was one for the record books at Kentucky, earning first-team All-America honors from the Associated Press, WBCA, USBWA and Wooden Award. She was one of four finalists for the WBCA Wade Trophy, one of five finalists for the John R. Wooden Award, one of four finalists for the 2021 Naismith Trophy and a finalist for the 2021 Cheryl Miller Award. For the second year in a row, SEC coaches named Howard the SEC Player of the Year, while she earned All-SEC First Team honors for the third straight season.
- Howard – who was the only player in the nation in 2020-21 to average over 20 points per game with at least 7.3 rebounds per game, 90 assists and 60 steals – had a great junior season for the Wildcats, averaging 20.7 points per game with 7.3 rebounds per game. She hit a team-best 56 3-pointers and had 91 assists, 61 steals and 19 blocks. Although her scoring average was two points less than it was in 2019-20, Howard showed she is an all-around player and not just a scorer, upping her rebounds per game, assists per game and steals per game average from both her freshman and sophomore seasons.
- The native of Cleveland, Tennessee, played 24 games last season with nearly half of those coming against top-25 ranked opponents. In those games, Howard showed she is the best player in the country with impressive numbers. In 11 games against ranked opponents, Howard averaged 22.3 points per game, hitting 47.1 percent from the field and 39.7 percent from 3 with 6.7 rebounds per game and 3.0 assists per game. Howard had four 30+ scoring games during the season with three coming against top-25 ranked teams.
- One of her best performances of the year was when she scored 33 points at No. 12 Mississippi State, hitting four 3s with 10 rebounds and six assists. She scored 25 points in the fourth quarter and overtime against the Bulldogs, scoring 25 of UK's last 31 points, including 10 of 14 in overtime. Other impressive performances on the biggest stage include 32 points with seven rebounds, three assists and two steals against No. 5 South Carolina and 24 points with four 3s, 10 rebounds and four assists against No. 10 Arkansas. She also posted 22 points against No. 13 Indiana and at No. 8 Texas A&M. Howard took over for Kentucky at No. 17 Georgia with 27 points, four rebounds, four steals, two assists and went 4-of-4 from 3 and then followed with a 33-point performance against the Bulldogs in the SEC Tournament.
- For her career, Howard has scored 1,655 career points sitting seventh in UK history in points scored. She needs 37 more to tie Maci Morris for sixth. Howard is the second player in school history to reach 1,500 career points prior to their senior season with the other being All-American and UK all-time leading scorer Valerie Still. Howard ranks second in school history in career scoring average at 19.9, while she is third in career 3s made with 214 and third in career 3-point field-goal percentage at 38.1. She is also eighth in UK history in steals per game at 2.301.
- In 83 career games, Howard has ...
  - Hit at least one 3 in 73 career games.
  - Made three or more 3s in 37 career games.
  - Made five or more 3s in 12 career games.
  - Scored 10+ points in 74 career game.
  - Scored 15+ points in 59 career games.
  - Scored 20+ points in 44 career games.
  - Scored 25+ points in 26 career games.
  - Scored 30+ points in 7 career games.
  - Led UK in scoring in 54 career games.
  - Led UK in rebounding in 45 career games.
  - Led UK in assists in 29 career games.
  - Led UK in steals in 31 career games.
  - Led UK in blocks in 31 career games.
  - Has 17 career double-doubles.

**RHYNE HOWARD VS. RANKED TEAMS**

• Rhyme Howard is at her best against top teams. Below is a look all-time vs. ranked teams.

	GP	GS	Min	FG%	3PT%	FT%	R/G	A/G	STL	BLK	PTS/G
2020-21	11	11	36.3	.471	.397	.772	6.7	3.0	28	9	22.3
2019-20	8	8	35.1	.395	.319	.762	7.6	2.8	12	8	26.4
2018-19	10	10	30.4	.422	.358	.607	5.6	1.7	21	4	15.0
<b>TOTALS</b>	<b>29</b>	<b>29</b>	<b>33.9</b>	<b>.431</b>	<b>.356</b>	<b>.736</b>	<b>6.6</b>	<b>2.5</b>	<b>61</b>	<b>21</b>	<b>20.9</b>



## MASSENGILL NAMED TO NANCY LIEBERMAN AWARD PRESEASON WATCH LIST

- Jazmine Massengill has been tabbed one of 20 players nationally to the 2022 Nancy Lieberman Award Preseason Watch List, which annually seeks to honor the top point guard in women's NCAA Division I college basketball.
- The Naismith Memorial Basketball Hall of Fame and the Women's Basketball Coaches Association task a national committee of top college basketball personnel to determine the watch list of 20 candidates. To be considered for this prestigious award, candidates exhibit the floor leadership, playmaking and ball-handling skills of Class of 1996 Hall-of-Famer Nancy Lieberman. The award is in its 23rd year.
- The winner of the 2022 Nancy Lieberman Award will be presented on a to be determined date, along with the other four members of the Women's Starting Five. Additional awards being presented include the Ann Meyers Drysdale Shooting Guard Award, the Cheryl Miller Small Forward Award, the Katrina McClain Power Forward Award and the Lisa Leslie Center Award, in addition to the Men's Starting Five.
- Massengill will be looked at to lead the Wildcats from the point guard position this season. The native of Chattanooga, Tenn., is in her second season with Kentucky and played in 19 games last season with eight starts. The guard averaged 5.1 points and 3.3 assists per game with three or more assists in nine games. She led Kentucky in assists six times during the season.
- Massengill made her Kentucky debut against Wofford on Dec. 19 after missing the first half of the season due to NCAA transfer rules. In her debut, she played 18 minutes with a 3-pointer, two assists and a steal. In Kentucky's SEC opener against top-20 ranked Arkansas, Massengill scored five points with three assists and three blocks. She had seven assists against Auburn and played her best game against Tennessee at Rupp Arena, scoring 11 points, including 3-of-5 from long range with three assists. She recorded a season-high 10 assists against Florida, adding nine points.
- She came to Kentucky last offseason after spending two years at Tennessee, where she was a key reserve her freshman season and a starter her sophomore season. The 6-foot guard averaged 6.5 points per game, 4.7 rebounds per game and 4.1 assists per game as a sophomore, hitting 40 percent from the field and tripled her output from long range after hitting only a handful of 3s as a freshman. Massengill finished second on the team with 128 assists while adding 23 blocks and 27 steals in 2019-20.

## BLAIR GREEN TO MISS 2021-22 SEASON DUE TO TORN ACHILLES

- Blair Green sustained a ruptured Achilles during UK's closed scrimmage vs. ECU on Saturday (Oct. 30) and will miss the 2021-22 season.
- Coach Elzy released the news later that day and said in a statement at the time: "This has been an emotional day for our program. Blair, her teammates and everyone in this program are hurting as we wrap our minds around potentially losing her for the season before it begins. Blair Green exemplifies what being a Kentucky women's basketball player is all about. Although it appears we have lost her on the court, her leadership off the court will still have an impact on our team this season. We will be here to support her through this and make sure she comes out better on the other side. I ask that Big Blue Nation fills her and her family with love and support right now."

## JADA WALKER IMPRESSES IN EARLY GOING

- Kentucky's lone scholarship true freshman - Jada Walker - has made a huge impact on the team already this season and is expected to see significant playing time as the season progresses. Walker is a talented and energetic point guard that plays the game hard and the right way as she is a coach's daughter.
- Walker was a four-star guard by ESPN.com and ranked as the 18th-best guard in the 2021 class. She had a breakout junior season at Henrico High School averaging 26.3 points with 5.9 steals per game, hitting 54 percent from the field. She led the Warriors to the Class 5 Region B championship and a berth in the state tournament in 2020.

## SECOND-YEAR TRANSFERS FEELING RIGHT AT HOME

- Olivia Owens, Robyn Benton and Jazmine Massengill all transferred to Kentucky during the height of the 2020 COVID-19 pandemic and did not get a summer with their teammates to mesh together. They also had to wait for the NCAA to decide their eligibility status. Owens' approval came before the season started while Benton's was days before the season and Massengill's not until December.
- Now with a full year under their belts and a majority of the roster back, all three are feeling way more at home and comfortable wearing the Blue and White and taking on their roles.
- Massengill may benefit the most as it was a tough transition last season to step in midseason and be asked to be the starting point guard. This season, that role has been Massengill's

## 20-POINT SCORING GAMES

RHYNE HOWARD		43
29	vs. Southern	11/11/18
20	vs. UCLA	11/23/18
25	vs. North Carolina	11/24/18
25	at Louisville	12/09/18
25	vs. Murray State	12/21/18
20	vs. Ole Miss	1/13/19
21	at Texas A&M	1/27/19
23	at Alabama	2/11/19
25	vs. Missouri	3/8/19
21	at NC State	3/25/19
24	vs. Stetson	11/13/19
24	vs. Morehead State	11/21/19
27	vs. Grambling State	11/26/19
29	vs. Charlotte	12/04/19
30	vs. Samford	12/08/19
26	vs. Louisville	12/15/19
29	at California	12/21/19
28	at South Carolina	01/02/20
37	vs. Tennessee	01/05/20
43	at Alabama	01/09/20
22	at Florida	01/12/20
24	vs. Texas A&M	01/16/20
26	at LSU	01/19/20
20	at Arkansas	02/09/20
26	vs. Mississippi State	02/16/20
21	at Ole Miss	02/20/20
24	vs. South Carolina	02/23/20
25	vs. Georgia	02/27/20
26	at Vanderbilt	03/01/20
24	vs. Tennessee	03/06/20
26	vs. Mississippi State	03/07/20
22	vs. Indiana	12/06/20
24	vs. Arkansas	12/31/20
33	at Mississippi State	01/03/21
22	at Texas A&M	01/07/21
32	vs. South Carolina	01/10/21
22	vs. Missouri	01/31/21
26	at Ole Miss	02/04/21
31	at Florida	02/15/21
27	at Georgia	02/25/21
21	vs. Ole Miss	02/28/21
27	vs. Florida	03/04/21
33	vs. Georgia	03/05/21

DRE'UNA EDWARDS		1
27	vs. Belmont	11/29/20

BLAIR GREEN		1
22	vs. Vanderbilt	1/17/21

**STARTING LINEUP RECORDS**

Team	G	G	G	F	F	Result
Lee [EXH]						
Presbyterian						
N. Alabama						
Indiana						
Winthrop						
La Salle						
West Virginia						
Merrimack						
DePaul						
Louisville						
Morgan State						
USC Upstate						
Auburn						
Miss. State						
Georgia						
S. Carolina						
Tennessee						
Florida						
Ole Miss						
Vandy						
LSU						
Texas A&M						
S. Carolina						
Alabama						
Vandy						
Arkansas						
Missouri						
Auburn						

**Record by Lineups:**

1. **bold** indicates last starting lineup used

**2021-22 HONORS**

**RHYNE HOWARD**

- Cheryl Miller Award Preseason Watch List
- SEC Preseason Player of the Year (coaches and media)
- SEC Preseason All-SEC First Team (coaches and media)
- AP First-Team Preseason All-American (unanimous)

**JAZMINE MASSENGILL**

- Nancy Lieberman Award Preseason Watch List

**COMEBACK CATS**

Last season, UK used a come-from-behind effort to defeat Indiana. It tied the 12th-largest comeback in program history.

**BIGGEST COMEBACKS**

1. -19 Miami (Ohio), 53-34, 16:27 in second half, (won, 77-71) 11/21/00
2. -18 Miami (Ohio), 14:35 in second half, (won, 108-102, OT) 12/21/02
- 18 Middle Tenn., 31-13, 3:54 in first half, (won, 68-66) 1/8/89
4. -17 Oregon State, 38-21, 2:29 in first half (won 73-70) 11/25/04
- 17 WKU, 30-47, 17:09 in second half, (won 76-63) 12/22/03
- 17 Villanova, 19-2, 11:52 in first half (won 63-54) 12/29/96
7. -16 Louisville, 32-16, 6:44 in first half (won 77-68) 12/7/14
- 16 South Carolina, 30-46 in second half, (won, 78-74) 2/14/13
- 16 Vanderbilt, 53-37, 11:19 in second half (won, 74-68) 1/6/89
- 16 Ole Miss, 24-8, 6:51 in first half (won, 69-61) 2/8/07
11. -15 Mississippi State, 54-39, 15:18 in second half (won, 76-67) 3/6/15
12. -14 Baylor, 40-26, 18:31 in the second half (won, 74-64) 11/17/14
- 14 Louisville, 21-7, 11:16 in first half (won 69-64) 12/1/13
- 14 Louisville, 35-21, 15:08 in second half (won, 48-47) 2/2/12
- 14 Florida, 20-6, 12:46 in first half (won, 71-67) 3/2/12
- 14 Mississippi St., 40-26, 18:52 in second half, (won, 76-65) 3/6/10
- 14 Xavier, 40-26, 18:49 in second half (won, 67-62) 3/24/05
- 14 Toledo, 32-18, 5:43 in second half (won, 85-76) 3/24/90
- 14 Auburn, 22-8, 8:36 in first half (won 91-90 2OT) 2/2/86
- 14 Indiana, 28-14, 6:44 in second quarter (won 72-68) 12/6/2020

from the start and she is thriving running the Wildcats' offense.

- Benton has goals to be one of the conference's best defensive players this season and her work this offseason has paid off in that regard. She seems poised for a big season both offensively and defensively.
- Owens fought for time last season behind senior leaders KeKe McKinney and Tatyana Wyatt, but both have moved on and Owens seems to get a majority of the time at the five position. She worked hard this offseason on her conditioning and strength and should have a strong season as the Wildcats' center.

**#ELZYERA IS HERE TO STAY**

- It was a successful first season for the Kentucky women's basketball program under head coach Kyra Elzy, who became the first UK women's basketball head coach to lead his or her team to the NCAA Tournament in their first season at the helm.
- During the 2020-21 season, Kentucky defeated five ranked opponents, including back-to-back against top-15 teams for the first time since 2013. The two wins led Elzy to be named the espnW National Coach of the Week and the United States Basketball Writers Association tabbed UK its first-ever team of the week. UK was one of 10 teams in the nation to have four wins against top-25 NCAA NET teams entering the tournament.

**THE MAGIC "80"**

- UK holds a remarkable 364-25 (.936) record since 1974 when scoring 80 points or more. The last loss came at DePaul on Dec. 16, 2020 when the Cats fell 86-82. UK is 7-1 this year.

**UK IN OVERTIME**

- UK is 31-27 all-time in overtime games, including 1-0 under Elzy.

**KENTUCKY ALL-TIME**

- Kentucky is 863-557 (.607) in its 48th year of varsity competition.

**KENTUCKY ALL-TIME AT HOME**

- UK is 498-178 all-time at home (.737). Kentucky is 470-161 (.746) all-time in Memorial Coliseum and 30-19 (.612) all-time in Rupp Arena.
- If you do the math, you will notice UK's losses in Memorial Coliseum and Rupp Arena are 2 more than UK has home losses. That reason is UK's NCAA Tournament Sweet 16 game vs. Washington at Rupp Arena on March 25, 2016 and its NCAA Tournament game vs. Indiana on March 18, 1983 at Memorial Coliseum cannot count towards UK's home record.

**CATS SHINE IN THE CLASSROOM**

- Kyra Elzy has put an emphasis on academics since arriving on campus as an assistant coach several years ago. The Wildcats have had a 3.0 team GPA or better each of the last 16 semesters. In nine seasons with Coach Elzy on staff, UK has a 100% graduation rate among four-year players. UK had a 3.253 team GPA in the fall of 2020 and a 3.390 in the spring of 2021.

**EIGHT CATS PLAYING OVERSEAS**

- Kentucky women's basketball currently has eight alumnae who signed professional contracts to play overseas for the 2020-21 season.
  - Chasity Patterson is playing in Greece.
  - Bria Goss, Taylor Murray and Sabrina Haines are playing in Sweden.
  - Evelyn Akhator and Janee Thompson are playing in France.
  - Jennifer O'Neill is playing in Russia.

**11 STRAIGHT YEARS TOP 20 IN ATTENDANCE**

- Kentucky has averaged 4,500 or more fans every year since 2009-10. The 2020-21 season not included due to COVID-19 attendance restrictions. The Wildcats have continuously pushed the school's attendance numbers to new altitudes in the last 12 seasons. Kentucky was involved in two of the top-25 most attended games in the nation during the 2019-20 season, including 11,256 fans vs. Louisville at Rupp Arena which ranked 23rd.

**ELZY CONTINUES SEC WIN CHALLENGE FOR WE BACK PACK**

- For the 10th season, UK interim head coach Kyra Elzy and her husband Dexter, are leading the SEC Win Challenge to help raise awareness and funds for Alzheimer's research through the Pat Summitt Foundation. The 2019-20 SEC Win Challenge raised over \$25,000 for the foundation.

UK IN NCAA/SEC STATS			
TEAM (AS OF 11/1)			
Category	NCAA Rank	SEC Rank	Stat
Ast/TO Ratio	0	0	0.0
Assists	0	0	0.0
Asts/game	0	0	0.0
Blocks	0	0	0.0
Blks/game	0	0	0.0
Fewest Fouls	0	0	0.0
Fewest TOs	0	0	0.0
FG%	0	0	0.0
FG% defense	0	0	0.0
FT Attempts	0	0	0.0
FT Made	0	0	0.0
FT%	0	0	0.0
Fouls/game	0	0	0.0
Reb. margin	0	0	0.0
Rebounds	0	0	0.0
Rebs/game	0	0	0.0
Scoring Def.	0	0	0.0
Scoring Margin	0	0	0.0
Scoring Off.	0	0	0.0
Steals	0	0	0.0
Steals/game	0	0	0.0
3FG% Def.	0	0	0.0
3FG made	0	0	0.0
3FG/game	0	0	0.0
3FG%	0	0	0.0
TO margin	0	0	0.0
TOs Forced	0	0	0.0
TOs/game	0	0	0.0
W-L%	0	0	0.0
INDIVIDUAL	NCAA	SEC	STAT
Ast/TO Ratio -			
Asts/gm -			
FG Made -			
FG% -			
Points -			
FT Made -			
FT% -			
Mins/gm -			
Points/gm -			
Rebs/gm -			
Steals -			
Steals/gm -			
3PFG Made -			
3PFG Made/gm -			
3PFG% -			

**STAT SUPERLATIVES**

Here are some UK career statistical superlatives among current players:

**Most Games Played for UK:**

90 Blair Green  
83 Rhyne Howard

**Most Games Started:**

83 Rhyne Howard

**Consecutive Games Started:**

14 Rhyne Howard

**Games with Double-Figure Scoring:**

	<u>2021-22</u>	<u>Career</u>
Rhyne Howard	0	74
Dre'una Edwards	0	31
Blair Green	0	17
Robyn Benton	0	7
Treasure Hunt	0	2
Olivia Owens	0	2
Jazmine Massengill	0	1

**Current Streak of Consecutive Games Played with Double-Figure Scoring:**

8 by Rhyne Howard

**Games with Double-Figure Rebounding:**

	<u>2021-22</u>	<u>Career</u>
Rhyne Howard	0	18
Dre'una Edwards	0	5

**Consecutive Games with Double-Figure Rebounding:**

n/a

**Games with a Double-Double:**

	<u>2021-22</u>	<u>Career</u>
Rhyne Howard	0	17
Dre'una Edwards	0	4

**Consecutive Games with Double-Double:**

n/a

**40-point games:**

	<u>2021-22</u>	<u>Career</u>
Rhyne Howard	0	1

**30-point games:**

	<u>2021-22</u>	<u>Career</u>
Rhyne Howard	0	7
Chasity Patterson	0	2

**20-point games:**

	<u>2021-22</u>	<u>Career</u>
Rhyne Howard	0	44
Dre'una Edwards	0	2
Blair Green	0	1

**Consecutive 20-point games:**

1 by Rhyne Howard

**Consecutive Games with a 3-pointer:**

4 by Rhyne Howard  
2 by Dre'una Edwards

**Consecutive Games with at least one steal:**

6 by Rhyne Howard  
2 by Jazmine Massengill  
2 by Dre'una Edwards

**CATS IN THE RECORD BOOKS**

**IND. CAREER RECORDS**

**SCORING AVERAGE**

- 1. Valerie Still 23.2
- 2. RHYNE HOWARD 19.9**
- 3. Leslie Nichols 18.2
- 4. Pam Browning 14.9
- 5. A'dia Mathies 14.4

**FIELD GOALS MADE**

- 1. Valerie Still 1,118
- 2. Leslie Nichols 757
- 3. A'dia Mathies 712
- 4. Victoria Dunlap 696
- 5. Makayla Epps 668
- 6. Sarah Elliott 657
- 7. Maci Morris 598
- 8. SeSe Helm 590
- 9. Elisabeth Lukschu 586
- 10. Rhyme Howard 575**

**3-POINT FIELD GOALS MADE**

- 1. Sara Potts 271
- 2. Maci Morris 252
- 3. RHYNE HOWARD 214**
- 4. Jennifer O'Neill 197
- 5. A'dia Mathies 177

**3-POINT FIELD GOALS ATT.**

- 1. Sara Potts 719
- 2. Maci Morris 613
- 3. Jennifer O'Neill 564
- 4. RHYNE HOWARD 561**
- 5. Stacey Reed 548

**3-PT FG % (MIN. 200 ATT.)**

- 1. Maci Morris 41.1
- 2. Kristi Cushenberry 39.7
- 3. RHYNE HOWARD 38.1**
- 4. Sara Potts 37.7
- 5. Keyla Snowden 36.9

**STEALS PER GAME (MIN. 75)**

- 1. Stacey Reed 2.710
- 2. Leslie Nichols 2.504
- 3. Rita Adams 2.427
- 4. Victoria Dunlap 2.310
- 5. RHYNE HOWARD 2.301**
- 6. A'dia Mathies 2.286
- 7. Patty Jo Hedges 2.266

**DOUBLE-DOUBLES**

- 1. Valerie Still 66
- 2. Leslie Nichols 33
- 3. Evelyn Akhator 31
- Victoria Dunlap 31
- 5. Jocelyn Mills 22
- 6. Kim Denkins 20
- Samarie Walker 20
- 8. RHYNE HOWARD 17**

**1,000 POINT CLUB**

- 1. Valerie Still, 2,763
- 2. A'dia Mathies, 2,014
- 3. Victoria Dunlap, 1,846
- 4. Leslie Nichols, 1,797
- 5. Makayla Epps, 1,790
- 6. Maci Morris, 1,692
- 7. RHYNE HOWARD, 1,655**
- 8. Samantha Mahoney, 1,601
- 9. Pam Browning, 1,598
- 10. Sara Potts, 1,563
- 11. Sarah Elliott, 1,502
- 12. Elisabeth Lukschu, 1,488
- 13. Selia "SeSe" Helm, 1,487
- 14. Stacey Reed, 1,482
- 15. Jennifer O'Neill, 1,449
- 16. Tiffany Wait, 1,445
- 17. Jodie Whitaker, 1,433
- 18. Taylor Murray, 1,359
- 19. Kristi Cushenberry, 1,358
- 20. Belitta Croley, 1,339
- 21. Bria Goss, 1,318
- 22. Stacy McIntyre, 1,215
- 23. Maria Donhoff, 1,187
- 24. LaTonya McDole, 1,180
- 25. Lea Wise, 1,179
- 26. Patty Jo Hedges, 1,176
- 27. Jocelyn Mills, 1,170
- 28. Karen Mosley, 1,135
- 29. Janet Timperman, 1,080
- 30. Tedra Eberhart, 1,071
- 31. Kim Denkins, 1,057
- 32. Debbie Miller, 1,031
- 33. Laura Meadows, 1,024
- Janee Thompson, 1,024
- 35. Sandy Harding, 1,023

**WHEN WAS THE LAST TIME ...**

**SCORING**

**A player scored 40+ points:** 43, Rhyne Howard, at Alabama, 1-9-20  
**A player scored 30+ points:** 33, Rhyne Howard vs. Georgia, 3-5-21  
**A player scored 25+ points:** 28, Rhyne Howard vs. Iowa, 3-23-21  
**A player scored 20+ points:** 28, Rhyne Howard vs. Iowa, 3-23-21  
**Player came off the bench to score 20 or more points:** 32, Chasity Patterson at Arkansas, 2-9-20  
**Two players score 20 or more points in a game:** 20 Rhyne Howard and 32 Chasity Patterson at Arkansas, 2-9-20  
**Three players had 20 or more points in a game:** vs. Morehead St., 11-18-15 (28, Alexis Jennings; 22, Janee Thompson; 21 Makayla Epps)  
**Two players score 30 points or more in a game:** n/a  
**A player record five or more consecutive 20-plus point games:** 8 by Rhyne Howard (20 at Arkansas, 2-9-20; 26 vs. MSU, 2-16-20; 21 at Ole Miss, 2-20-20; 24 vs. SC, 2-23-20; 25 vs. UGA, 2-27-20; 26 at VU, 3-1-20; 24 vs. Tennessee, 3-6-20; 26 vs. Miss. St., 3-7-20)  
**A player record four or more consecutive 20-plus point games:** 4 by Rhyne Howard (27 at Georgia, 2-25-21; 21 vs. Ole Miss, 2-28-21; 27 vs. Florida, 3-4-21; 33 vs. Georgia, 3-5-21)  
**A player record three or more consecutive 20-plus point games:** 4 by Rhyne Howard (27 at Georgia, 2-25-21; 21 vs. Ole Miss, 2-28-21; 27 vs. Florida, 3-4-21; 33 vs. Georgia, 3-5-21)  
**A player record back-to-back 20-plus point games:** 4 by Rhyne Howard (27 at Georgia, 2-25-21; 21 vs. Ole Miss, 2-28-21; 27 vs. Florida, 3-4-21; 33 vs. Georgia, 3-5-21)  
**A player record four or more consecutive 25-plus point games:** 5 by Rhyne Howard (26 vs. UofL, 12-15-19; 29 at Cal, 12-21-19; 28 at South Carolina, 1-2-20; 37 vs. Tennessee, 1-5-20; 43 at Alabama, 1-9-20)  
**A player record back-to-back 30-plus point games:** Rhyne Howard 37 vs. Tennessee, 1-5-20; 43 at Alabama, 1-9-20  
**A player score 15 or more points in the 1st half:** 16, Rhyne Howard vs. Florida, 3-4-21  
**A player score 15 or more points in the 2nd half and OT:** 21, Rhyne Howard vs. Iowa, 3-23-21  
**A player score 20+ points in the 1st half:** 26, Rhyne Howard vs. Louisville, 12-15-19  
**A player score 20+ points in the 2nd half and OT:** 21, Rhyne Howard vs. Iowa, 3-23-21  
**A player hit a last-second shot to win the game:** Rhyne Howard at Cal, 12-21-19 (hit the game-winning basket with 3.2 remaining in the contest to put Kentucky up 63-61)  
**A freshman score 25 points or more:** 25, Rhyne Howard vs. Missouri, 3-8-19  
**All five starters in double figures:** vs. Oklahoma, 3-21-16  
**No player scored in double figures:** vs. LSU, 1-16-03

**DOUBLE-DOUBLES**

**A player record a double-double:** Rhyne Howard (21pts/16rebs), vs. Ole Miss, 2-28-21  
**10-20 Game:** Evelyn Akhator (14pts/23rebs), vs. Ohio State, 3-19-17  
**20-20 Game:** Valerie Still (42 pts/20 rbs) vs. Charleston, 12-19-82  
**20-10 Game:** Rhyne Howard (21pts/16rebs) vs. Ole Miss, 2-28-21  
**30-10 Game:** Rhyne Howard (33 pts/10 rbs) at Miss. St., 1-3-21  
**More than one player with a double-double in the same game:** Dre'una Edwards (18pts/11rebs) and Rhyne Howard (18pts/12rebs) at DePaul, 12-16-20  
**Three players with a double-double in the same game:** Alexis Jennings (28pts/13rebs), Evelyn Akhator (12pts, 16rebs), Makayla Epps (21pts, 11rebs,12asts) vs. Morehead State, 11-18-15  
**A player record back-to-back double-doubles:** Rhyne Howard (22pts/10rebs) vs. Mizzou, 1-31-21; (26pts/10rebs) at Ole Miss, 2-4-21  
**More than one player record back-to-back double-doubles:** Victoria

Dunlap (11 pts/12 rbs) and Eleia Roddy (13 pts/10 rbs) vs. NCAT, 1-1-09; Victoria Dunlap (20 pts/15 rbs) and Eleia Roddy (11 pts/10 rbs) vs. Miami (Ohio), 1-3-09  
**Double-Double in Points and Rebs:** Rhyne Howard (21pts/16rebs) vs. Ole Miss, 2-28-21  
**Double-Double in Points and Assists:** Taylor Murray (23pts/10 ast) vs. UNC, 11-24-18  
**Double-Double in Points and Blocks:** n/a  
**Double-Double in Points and Steals:** Chasity Patterson (17pts/10stls) vs. Wofford, 12-19-30  
**A player record four or more consecutive double-doubles:** 5 by Evelyn Akhator (10pts/14rebs) vs. Washington, 3-25-16, (18pts/10rebs) vs. Miami, 11-11-16, (28pts/13rebs) vs. Albany, 11-12-16, (17pts/11rebs) vs. New Hampshire, 11-17-16, (12pts/14rebs) at Colorado, 11-19-16  
**A player record five or more consecutive double-doubles:** 5 by Evelyn Akhator (10pts/14rebs) vs. Washington, 3-25-16, (18pts/10rebs) vs. Miami, 11-11-16, (28pts/13rebs) vs. Albany, 11-12-16, (17pts/11rebs) vs. New Hampshire, 11-17-16, (12pts/14rebs) at Colorado, 11-19-16  
**A player record a triple-double in a game:** (2nd in school history) Makayla Epps, vs. Morehead State, (21pts, 12ast, 11 rbs) 11-18-15  
**A player record a perfect game (at least five FGs made):** Makayla Epps vs. Middle Tennessee, 12-12-14 (6-of-6 FGs)  
**5 or more players score in double figures:** 5 at Ole Miss (2-20-20) - Howard (21), Green (10), Patterson (15), Haines (15), Roper (10)  
**6 or more players score in double figures:** 6 vs. WCU (12-18-18) - Wyatt (16), Morris (13), Howard (18), Murray (11), Paschal (11), Roper (12)  
**7 or more players score in double figures:** 8 vs. Lipscomb (11-21-13) - Stallworth (14), Walker (10), Thompson (16), Goss (18), Evans (12), O'Neill (11), Pinkett (15), Harper (12)

**FIELD GOALS**

**Made 12 FG in a game:** 13, Rhyne Howard vs. Georgia, 3-5-21  
**Made 13 FG in a game:** 13, Rhyne Howard vs. Georgia, 3-5-21  
**Made 14 FG in a game:** 14, Rhyne Howard at Alabama, 1-9-20  
**Made 15 FG in a game:** 18, Makayla Epps vs. Mississippi State, 1-12-15  
**Made 16 FG in a game:** 18, Makayla Epps vs. Mississippi State, 1-12-15  
**Made 17 FG in a game:** 18, Makayla Epps vs. Mississippi State, 1-12-15  
**Made 18 FG in a game:** 18, Makayla Epps vs. Mississippi State, 1-12-15

**FIELD GOALS ATTEMPTED**

**Attempted 29 FG in a game:** 30, Makayla Epps vs. Miss. State, 1-12-15  
**Attempted 28 FG in a game:** 30, Makayla Epps vs. Miss. State, 1-12-15  
**Attempted 27 FG in a game:** 27, Rhyne Howard vs. Tennessee, 1-5-20  
**Attempted 26 FG in a game:** 26, Rhyne Howard at Ole Miss, 2-4-21  
**Attempted 25 FG in a game:** 25, Rhyne Howard vs. Ole Miss, 2-28-21  
**Attempted 24 FG in a game:** 24, Rhyne Howard vs. Georgia, 3-5-21  
**Attempted 23 FG in a game:** 24, Rhyne Howard vs. Georgia, 3-5-21  
**Attempted 22 FG in a game:** 24, Rhyne Howard vs. Georgia, 3-5-21  
**Attempted 21 FG in a game:** 21, Rhyne Howard vs. Iowa, 3-23-21  
**Attempted 20 FG in a game:** 21, Rhyne Howard vs. Iowa, 3-23-21

**THREE-POINTERS**

**A player with 5 in a game:** 5, Rhyne Howard vs. Iowa, 3-23-20  
**A player with 6 in a game:** \*7, Rhyne Howard at Alabama, 1-9-20  
**A player with 7 in a game:** \*7, Rhyne Howard at Alabama, 1-9-20  
**Attempted 10 or more in a game:** 11, Rhyne Howard at VU, 3-1-20  
**Made 7+ in back-to-back games:** \*7, Rhyne Howard at Alabama, 1-9-20

**FREE THROWS**

**Made 10 FT in a game:** 10, Rhyne Howard at Ole Miss, 2-4-21  
**Made 11 FT in a game:** 12, Chasity Patterson vs. Murray St., 11-25-20

## WHEN WAS THE LAST TIME ...

**Made 12+ FT in a game:** 12, Chasity Patterson vs. Murray St., 11-25-20  
**Attempted 10 FT in a game:** 11, Rhyne Howard vs. Ole Miss, 2-28-21  
**Attempted 11 FT in a game:** 11, Rhyne Howard vs. Ole Miss, 2-28-21  
**Attempted 12 FT in a game:** 14, Rhyne Howard at Ole Miss, 2-4-21  
**Attempted 15+ FTs in a game:** 15, Makayla Epps vs. Miami, 11-11-16  
**Hit 100% (10+ attempts):** Jaida Roper, 02-27-20 (11-11) vs. Georgia

### REBOUNDS

**A player with 10+ rebounds:** 16, Rhyne Howard vs. Ole Miss, 2-28-21  
**A player with 11+ rebounds:** 16, Rhyne Howard vs. Ole Miss, 2-28-21  
**A player with 12+ rebounds:** 16, Rhyne Howard vs. Ole Miss, 2-28-21  
**A player with 13+ rebounds:** 16, Rhyne Howard vs. Ole Miss, 2-28-21  
**A player with 14+ rebounds:** 16, Rhyne Howard vs. Ole Miss, 2-28-21  
**A player with 15+ rebounds:** 16, Rhyne Howard vs. Ole Miss, 2-28-21  
**A player with 16+ rebounds:** 16, Rhyne Howard vs. Ole Miss, 2-28-21  
**A player with 17+ rebounds:** 23, Evelyn Akhator vs. Ohio St., 3-19-17  
**A player with 18+ rebounds:** 23, Evelyn Akhator vs. Ohio St., 3-19-17  
**A player with 19+ rebounds:** 23, Evelyn Akhator vs. Ohio St., 3-19-17  
**A player with 20+ rebounds:** 23, Evelyn Akhator vs. Ohio St., 3-19-17  
**A player with 21+ rebounds:** 23, Evelyn Akhator vs. Ohio St., 3-19-17  
**A player with 25+ rebounds:** \*27, Valerie Still vs. National College, 2-9-82  
**A player with back-to-back games with 15+ rebounds:** Evelyn Akhator  
 15 rebs at Alabama (1-12-17); 16 rebs vs. Georgia (1-15-17)  
**10+ Rebs in 3 consecutive games:** 3, Dre'una Edwards (11-29-20 - 12-6-20)  
**10+ Rebs in four consecutive games:** 5, Evelyn Akhator (3-25-16 -  
 11-19-16)  
**10+ Rebs in five consecutive games:** 5, Evelyn Akhator (3-25-16 -  
 11-19-16)  
**10+ Rebs in six consecutive games:** 7, Eleia Roddy (2008)  
**Two players grab 10+ rebounds in a game:** 11, Edwards and 10,  
 Howard at Mississippi State, 1-3-21  
**Three players grab 10+ rebounds in a game:** 16, Akhator; 13, Jennings;  
 11, Epps vs. Morehead State, 11-18-15

### ASSISTS

**A player with 8+ assists in a game:** 8, Rhyne Howard, vs. Iowa,  
 3-23-21  
**A player with 9+ assists in a game:** 10, Jamzine Massengill, at Florida,  
 2-15-21  
**A player with 10+ assists in a game:** 10, Jamzine Massengill, at Florida,  
 2-15-21  
**A player with 11+ assists in a game:** 11, Taylor Murray vs. UF, 2-19-17  
**A player with 12+ assists in a game:** 12, Makayla Epps vs. Morehead  
 State, 11-18-15

### BLOCKS

**A player with 5 or more blocks in a game:** 5, KeKe McKinney vs.  
 Alabama, 1-6-20  
**A player with 6 or more blocks in a game:** 6, Alexis Jennings vs.  
 Oklahoma, 3-21-16  
**A player with 7 or more blocks in a game:** \*7, DeNesha Stallworth  
 vs. Texas A&M, 2-18-13

### STEALS

**A player with 5 steals in a game:** 6, Rhyne Howard vs. Iowa, 3-23-21  
**A player with 6 steals in a game:** 6, Rhyne Howard vs. Iowa, 3-23-21  
**A player with 7 steals in a game:** 7, Rhyne Howard vs. Tennessee, 2-11-21  
**A player with 8 steals in a game:** 10, Chasity Patterson vs. Wofford, 12-19-20  
**A player with 9 steals in a game:** 10, Chasity Patterson vs. Wofford, 12-19-20  
**A player with 10 steals in a game:** 10, Chasity Patterson vs. Wofford, 12-19-20  
**A player with 11 or more steals in a game:** \*11, Leslie Nichols vs.  
 Louisville, 2-14-86

### MINUTES

**Played every minute of a game:** 40 Taylor Murray vs. LSU, 2-4-18  
**Played over 40 minutes:** 44, Taylor Murray vs. Missouri, 3-8-19  
**Played over 45 minutes:** 45, Makayla Epps & Makenzie Cann at  
 Louisville, 12-4-16  
**Played over 50 minutes:** 51, Kastine Evans vs. Baylor - 4OT, 12-6-13

### FOULS

**Four or more UK players foul out in a game:** Jennifer Humphrey,  
 Sarah Elliott, Chanté Bowman, Brittany Edelen vs. Louisville, 12-3-06

### THE LAST TIME KENTUCKY...

**Won a game by 20 or more pts:** +61 (98-37) vs. Wofford, 12/19/20  
**Won an SEC game by 20 or more pts:** +21 (86-65) vs. Tennessee, 3-6-20  
**Won a game by 30 or more pts:** +61 (98-37) vs. Wofford, 12/19/20  
**Won an SEC game by 30 or more pts:** +42 (94-52) at Ole Miss, 2-20-20  
**Won a game by 40 or more pts:** +61 (98-37) vs. Wofford, 12/19/20  
**Won an SEC game by 40 or more points:** +42 (94-52) at Ole Miss, 2-20-20  
**Won a game by 50 or more pts:** +61 (98-37) vs. Wofford, 12/19/20  
**Won an SEC game by 50 or more pts:** \*+53 (100-47) vs. Miss. St., 1-17-13  
**Won a game by 60 or more pts:** +61 (98-37) vs. Wofford, 12/19/20  
**Won a game by 70 or more pts:** +75 (100-25) vs. Jacksonville St., 11-15-11  
**Scored 100 pts or more in a game:** 100 vs. Evansville, 12-5-17  
**Scored 100 pts or more in an SEC game:** 108 vs. Ole Miss, 2-13-14  
**Scored 90 points or more in a game:** 98 vs. Wofford, 12-19-20  
**Scored 90 points or more in three straight games:** 96 vs. Wagner,  
 11-10-13; 103 vs. Georgia Southern, 11-13-13; 96 vs. Central  
 Michigan, 11-17-13  
**Scored 90 points or more in four straight games:** 4 - 96 vs. Wagner,  
 11-10-13; 103 vs. Georgia Southern, 11-13-13; 96 vs. Central  
 Michigan, 11-17-13, 116 vs. Lipscomb 11-12-13  
**Scored 80 points or more in a game:** 88 at Florida, 2-15-21  
**Scored 50 points or more in the first half:** 53 vs. Georgia, 2-27-20  
**Scored 50 points or more in the second half:** 50 vs. Iowa, 3-23-21  
**Scored 60 points or more in first half:** 60 vs. Grambling, 12-29-13  
**Scored 60 points or more in second half:** 60 vs. Ole Miss, 2-13-14  
**Lost a game by 20 or more points:** -21 (76-55) at S. Carolina, 2-21-21  
**Lost a game by 30 or more points:** -30 (93-63) vs. South Carolina, 3-5-16  
**Lost a game by 40 or more points:** -44 (39-83) vs. Tennessee, 1-27-2001  
**Lost an SEC game by 40 or more pts:** -44 (39-83) vs. Tennessee, 1-27-01  
**Lost a game by 50 or more points:** -72 (38-110) vs. Tennessee, 1-21-01  
**Lost a game by 60 or more points:** -72 (38-110) vs. Tennessee, 1-21-01  
**Lost a game by 70 or more points:** -72 (38-110) vs. Tennessee, 1-21-01  
**Allowed 100 points:** 103 by Arkansas, 2-3-20  
**Allowed 90 or more points:** 99 by South Carolina, 1-2-20  
**Scored fewer than 50 points:** 50 at Virginia, 11-16-19  
**Scored fewer than 40 points:** 36 vs. LSU, 12-18-2005  
**Scored fewer than 25 points in a half:** 20 (1st) at Georgia, 3-5-21  
**Scored fewer than 20 points in a half:** 20 (1st) at Georgia, 3-5-21  
**Held opponent to 50 points or fewer:** 37 vs. Wofford, 12-19-20  
**Held opponent to 40 points or fewer:** 37 vs. Wofford, 12-19-20  
**Held opponent to 30 points or fewer:** 24 by Jackson St., 11-29-15  
**Held opponent to 20 pts or fewer in the 1st half:** 18 vs. Missouri, 1-31-21  
**Held opponent to 20 pts or fewer in the 2nd half:** 18 vs. Winthrop, 12-11-19  
**Held SEC opp. to 20 pts or fewer in the 1st half:** 18 vs. Missouri, 1-31-21  
**Held an opponent to 10 points or fewer in the first half:** \*9 by  
 Charleston Southern, 12-10-04  
**Held an opponent to 10 points or fewer in the second half:** \*7 by  
 Jackson St., 11-29-15  
**Won a game after trailing at the half:** Indiana, 12-6-20 (36-23)  
**Won a game after trailing 10+ at the half:** Indiana, 12-6-20 (36-23)  
**Won an SEC game after trailing at the half:** at Tenn., 1-5-20 (33-35)  
**Won after trailing at the half at home:** vs. Indiana, 12-6-20 (36-23)

**WHEN WAS THE LAST TIME ...**

**Won after trailing at the half on the road:** at K-State, 12-3-20 (27-25)  
**Scored 100 or more points and lost:** n/a  
**Scored 80 points or more and lost:** at DePaul, 12-16-20 (86-82)  
**Scored 50 points or fewer and won:** 50 at Virginia, 11-16-19  
**Game decided by one point:** vs. Louisville, 12-15-19 (L, 67-66)  
**Game decided by two points:** at Cal, 12-21-19 (63-61)  
**Game decided by three points:** at Virginia, 11-16-19 (50-47)  
**Shot 50 percent or better vs. non-conference opponent:** 50.6% (39-of-77) vs. Wofford, 12-19-20  
**Shot 50% or better vs. SEC opponent:** 53.7% (36-of-67) at Florida, 2-15-21  
**Shot 50 percent or better in consecutive games:**  
 54.1% (33-of-61) vs. Marshall, 12-9-20  
 51.6% (33-of-64) vs. Samford, 12-13-20  
**Shot 55 percent or better:** 56.7 vs. Austin Peay, 12-1-19  
**Shot 60 percent or better:** 64.7 vs. Alabama, 1-25-18  
**Shot 70 percent or higher in a half:** 71.4 (1st half) vs. Middle Tenn., 12-15-18  
**Shot 60 percent or higher from 3:** 60.0 vs. Middle Tenn., 12-15-18  
**Shot 30 percent or lower:** 28.6 at Tennessee, (18-of-63), 1-24-21  
**Shot 20 percent or lower:** 20.0 vs. Georgia, (12-of-60), 3-02-07  
**Shot 15% or lower in a half:** 13.6 (1st half) vs. USC (3-of-22), 3-2-08  
**Held an opponent to lower than 30 percent:** 28.3% (13-of-46) by Wofford, 12-19-20  
**Held an opponent to lower than 20 percent:** 15.6% (7-of-45) by Jackson State, 11-29-15  
**Held an opponent to lower than 15 percent in a half:** 8.5% (1st half) vs. Wofford, 12-19-20  
**Opponent shot 50 percent or better:** 57.4% by Iowa (35-61), 3-23-21  
**Opponent shot 60 percent or better:** 61.0% by SC (36-of-59), 1-2-20  
**Opponent shot 50 percent or better in consecutive games:** Two straight - Florida, 58.0% (29-of-50), 1-31-16; South Carolina, 52.0% (26-of-50), 2-4-16  
**Did not hit a 3-pointer:** vs. Missouri, 3-8-19 (0-of-16)  
**Held opponent without a 3-pointer:** South Carolina, 12-23-20 (0-of-5)  
**Held consecutive opponents without a 3-pointer:** Delaware State, 11-10-12 (0-of-0) and Baylor, 11-13-12 (0-3)  
**Opponent hit 10 or more 3-pointers:** 10 by Iowa, 3-23-20  
**Hit 10 or more 3-pointers:** 10 at Florida, 2-15-21  
**Hit 11 or more 3-pointers:** 14 at Miss. State, 1-3-21  
**Hit 12 or more 3-pointers:** 14 at Miss. State, 1-3-21  
**Hit 13 or more 3-pointers:** 14 at Miss. State, 1-3-21  
**Hit 16 or more 3-pointers:** \*16 at Alabama, 1-9-20  
**Hit 10+ 3s in three straight games:** \*Four straight - Charlotte 10 (12/04), Samford 11 (12/08), Winthrop 13 (12/11), UofL (12/15)  
**Pulled down 60 or more rebounds:** \*67 vs. Morehead State, 11-18-15  
**Pulled down 65 or more rebounds:** \*67 vs. Morehead State, 11-18-15  
**Had 20 or more Reb. than Opp:** 22 vs. SHU, 12-29-18 (57-35)  
**Had 30 or more assists in a game:** 32 vs. Morehead St., 11-18-15  
**Had 20 or more assists in a game:** 23 vs. Alabama, 1-28-21  
**Had 20 or more assists in three straight games:** 4 - 32 vs. Morehead St., 11-18-15; 24 vs. Colorado 11-22-15; 26 vs. Eastern Michigan 11-25-15; 22 vs. Jackson State 11-29-15  
**Had 20 or more assists in four straight games:** 32 vs. Morehead St., 11-18-15; 24 vs. Colorado 11-22-15; 26 vs. Eastern Michigan 11-25-15; 22 vs. Jackson State 11-29-15  
**Had 20 or more assists in five straight games:** 26 vs. Louisville (2/23/82); 25 vs. Alabama (2/26/82); 29 vs. LSU (2/27/82), 27 vs. Tennessee (2/28/82) and 24 vs. Illinois (3/14/82)  
**Had 19 or more blocks in a game:** \*19 vs. North Carolina A&T, 12-6-05  
**Had 10 or more blocks in a game:** 10 vs. Evansville, 12-5-17  
**Opponent had 10 or more blocks in a game:** 10 vs. S.Carolina, 1-10-21  
**Had 15 or more steals in a game:** 18 vs. Wofford, 12-19-20  
**Had 20 or more steals in a game:** 23 vs. Alabama State, 11-7-18

**Had 25 or more steals in a game:** \*28 vs. West Virginia, 12-12-93  
**Opponent had 15 or more steals in a game:** 17 by LSU, 1-17-19  
**Forced 30 or more turnovers in a game:** 33 vs. Wofford, 12-19-20  
**Forced 30 or more turnovers in an SEC game:** 31 vs. Tennessee, 3-3-13  
**Forced 40 or more turnovers in a game:** 43 vs. Alabama State, 11-7-18  
**Committed 30 or more turnovers in a game:** 30 at Florida, 1-31-16  
**Committed 30 or more turnovers and won:** 34 vs. Green Bay, 3-19-12  
**Committed five turnovers or fewer:** 5 vs. NC State, 3-25-19  
**Committed 10 turnovers or fewer in a non-con game:** 10 vs. Wofford, 12-19-20  
**Committed 10 turnovers or fewer in an SEC game:** 9 at Florida, 2-15-21  
**Opponent committed fewer than 10 turnovers:** 9 by Indiana, 12-6-20; 9 by Alabama, 1-28-21  
**Attempted 40 FT:** 42 vs. Tennessee St., 3-20-15  
**Attempted fewer than five FT:** 4 vs. South Carolina, 1-13-11  
**Made 30 FT:** 31 vs. Tennessee St., 3-20-15  
**Made 40 FT:** 49\* vs. Baylor, 12-6-13  
**Hit 100 percent from the free-throw line (min. 10 made):** \*12-of-12 vs. Missouri, 1-13-13  
**Won an overtime game:** at Miss. State, 1-3-21, (92-86) (A) 1OT  
**Lost an overtime game:** vs. Missouri, 3-8-19 (70-68) (N) 1OT  
**Played a double-overtime game:** vs. Miss. State, 2-12-15 (92-90) (H)  
**Played a triple-overtime game:** vs. Baylor, 12-6-13 (133-130) (N) 4OT  
**Played a quadruple-overtime game:** vs. Baylor, 12-6-13 (133-130) (N) 4OT  
**Started three freshmen in a game:** (Evans, Conwright, Drake) vs. UTC, 12-11-10  
**Started four freshmen in a game:** (Mendeng, Helm, Hawthorne, Stoglin) vs. Tennessee, 1-27-2001  
**Defeated a Top-5 opponent:** 2-23-17 - #22/rv UK 78 - #3/2 vs. Miss. State 75 (OT) (H)  
**Defeated a Top-10 opponent:** 12-31-20 - #13/11 UK 75 - vs. #10/10 Arkansas 64 (H)  
**Defeated a Top-25 opponent:** 2-25-21- #19/17 UK 62 - vs. #17/18 Georgia 58 (A)  
**Defeated a Top-25 non-conference opponent at home:** 12-6-20 - #11/13 UK 72 - #13/15 Indiana 68 (H)  
**Defeated a Top-25 non-conference opponent on the road:** 11-15-15 - #17/18 UK 68 - #15/15 Arizona State 64 (A)  
**Defeated a Top-25 opponent at a neutral site:** 11-22-18 - #rv UK 85 - #17 vs. USF 63 (N) - 2018 Paradise Jam  
**Defeated a Top-10 SEC opponent at home:** 2-11-21 - #20/18 UK 71 - vs. #16/19 Tennessee 64 (H)  
**Defeated a Top-25 SEC opponent at home:** 12-31-20 - #13/11 UK 75 - vs. #10/10 Arkansas 56 (H)  
**Defeated a Top-25 opponent on the road:** 2-25-21- #19/17 UK 62 - vs. #17/18 Georgia 58 (A)  
**Defeated a Top-25 SEC opponent on the road:** 1-3-21- #13/11 UK 92 - vs. #12/13 Mississippi State 86 (A)  
**Defeated a Top-10 opponent on the road:** 12-7-14 - UK 77 - #7/7 Louisville 68 (A)  
**Defeated a Top-10 SEC opponent on the road:** 2-16-14 - UK 75 - #8/8 Tennessee 71 (A)  
**Was defeated by an unranked opp. (while ranked) at home:** vs. Ole Miss (73-69), 2-28-21 (#19/17)  
**Was defeated by an unranked opp. (while ranked) on the road:** at Ole Miss (60-72), 2-4-21 (#15/14)  
**Was defeated by an unranked opp. (while ranked) at a neutral site:** vs. Iowa (86-72), 3-23-21 (#18/19)

\* Denotes a school record



## TOP-10 HOME GAMES ATTENDANCES (! INCLUDES RUPP ARENA)

1.	23,705	Duke !	12/22/13
2.	22,075	Baylor !	11/17/14
3.	18,488	DePaul !	12/07/12
4.	17,150	Duke !	12/20/15
5.	14,508	Duke !	12/08/11
6.	14,425	Louisville !	12/10/15
7.	13,689	Tennessee !	01/26/06
8.	10,622	Old Dominion	02/05/83
9.	10,390	Rutgers !	01/12/80
10.	10,192	Louisville !	12/28/06

## TOP-10 MEMORIAL COLISEUM ATTENDANCES

1.	10,622	Old Dominion	02/06/83
2.	8,429	Tennessee	01/29/04
3.	8,223	Auburn	02/18/83
4.	8,200	Tennessee	02/09/83
5.	8,130	Tennessee	01/23/00
6.	7,965	Tennessee	03/03/13
7.	7,963	Louisville	12/11/13
8.	7,961	Tennessee	01/12/12
9.	7,951	Louisville	12/04/11
10.	7,888	Florida	01/22/12

## HOME COURT WINNING STREAKS (INCLUDES RUPP ARENA)

Games	Began	Ended	
1.	34	Feb. 13, 2011	Feb. 3, 2013
2.	30	Feb. 12, 1980	Jan. 31, 1982
3.	25	March 19, 2009	Jan. 9, 2010
4.	19	Feb. 23, 1982	Feb. 9, 1983
5.	14	Jan. 31, 1990	Jan. 27, 1991
6.	13	Jan. 30, 1984	Jan. 13, 1985
	13	March 2, 2014	Jan. 29, 2015
8.	11	Feb. 7, 1987	Jan. 7, 1988
	11	Feb. 10, 1979	Feb. 2, 1980
10.	10	Nov. 19, 2004	Jan. 27, 2005

## KENTUCKY ATTENDANCE AVERAGES LAST 15 YEARS

Year	Total	(Games) Rank	Avg. PG
2003-04	72,533	(14 games) 16th	5,182
2004-05	90,663	(19 games) 20th	4,772
2005-06	77,411	(15 games) 20th	5,161
2006-07	87,943	(15 games) 13th	5,863
2007-08	85,769	(18 games) 23rd	4,756
2008-09	75,194	(17 games) 21st	4,423
2009-10	95,615	(17 games) 14th	5,624
2010-11	95,453	(15 games) 11th	6,364
2011-12	113,068	(18 games) 13th	6,282
2012-13	104,447	(17 games) 11th	6,144
2013-14	121,089*	(18 games) 9th	6,727*
2014-15	108,436	(17 games) 8th	6,379
2015-16	116,164	(18 games) 8th	6,454
2016-17	104,252	(20 games) 14th	5,213
2017-18	82,984	(16 games) 15th	5,187
2018-19	85,807	(18 games) 18th	4,767
2019-20	80,853	(17 games) 19th	4,756

\* - SCHOOL RECORD



## Memorial Coliseum (8,000)

- The Coliseum covers an entire city block and has as much space as a seven-story office building. It currently has a capacity of 8,000.
- The Coliseum was built in 1950 and serves as a memorial to every Kentuckian who lost their life serving their country.
- A massive new LED video board spanning approximately 1,800 square feet with dimensions of 30 feet by 60 feet was installed in Memorial Coliseum in 2018.
- Wildcat fans are passionate about their basketball, that's why UK has ranked in the nation's top 20 and in the SEC's top four in attendance 11 straight years.
- UK averaged 5,186 fans per game in 2017-18 which ranked 15th nationally.
- UK drew 116,164 fans for its home games in 2015-16 the second-highest total attendance in school history.



## Rupp Arena (23,500)

- Rupp Arena is entering its 45th season.
- An awesome structure in sight and scope, the arena is divided into two seating areas. The lower level features 10,000 cushioned theater seats while the upper arena has new chairback seats on the sidelines. The latter can be visually isolated to provide more natural setting for small shows.
- The Wildcats command an exclusive and updated state-of-the-art locker room, while other amenities include six team-size dressing rooms and eight smaller units.
- In 2013-14, UK set the new single-game attendance record when 23,706 fans saw UK face No. 2 Duke in Rupp Arena on Dec. 22, 2013. The attendance marked the largest crowd ever to see a college women's hoops game in the Commonwealth — the previous mark was 22,152 for the first Kentucky-Louisville game played in the KFC Yum! Center on Dec. 5, 2010.
- In 2015-16, Kentucky packed 17,150 fans in Rupp Arena on Dec. 20 against Duke, which was the fourth-largest home crowd in program history. On Dec. 10, the Wildcats had 14,425 fans at the historic arena, which was the sixth-largest home crowd in school history.

# Head Coach KYRA ELZY



@UKCoachLZ



- WBCA Rookie Coach of the Year in 2021 after becoming the first UK head coach to lead their team to the NCAA Tournament in their first season at the helm.
- Named espnW National Coach of the Week on January 4, 2021, after back-to-back top-12 wins to start conference action (then-No. 10 Arkansas and then-No. 12 Mississippi State). It marked the first time Kentucky has ever earned back-to-back wins against teams ranked in the top-12 of the AP poll.
- Became the eighth head coach in UK women's basketball history as UK AD Mitch Barnhart named her head coach on Dec. 14, 2020 following the retirement of Matthew Mitchell.
- Has been a huge key to the program's success the last 13 years as she has spent 10 seasons on the Kentucky staff. Started as assistant coach from 2008-2010 then associate head coach 2010-2012. Returned to UK in 2016 as the associate head coach.
- In her nine years at Kentucky, the Wildcats have been to the NCAA Tournament seven times, including two NCAA Elite Eights. UK won the SEC Regular Season Championship in 2012 - only its second in program history. UK has had a winning season in eight of those nine seasons, including six 20-win seasons and six 10+ wins in league play.
- At Kentucky, Elzy has coached three SEC Players of the Year (Victoria Dunlap, A'dia Mathies, Rhyne Howard), three SEC Freshman of the Year (A'dia Mathies, Bria Goss, Rhyne Howard), one SEC Defensive Player of the Year (Victoria Dunlap), two SEC 6th Woman of the Year (Keyla Snowden, Chasity Patterson), two SEC Scholar-Athletes of the Year (Alyssa Rice, Maci Morris) and her players have earned 40 All-SEC honors overall.
- Elzy married Dexter Lander in August 2012 and the couple have one son Jackson, who was born in 2016.

### DID YOU KNOW?

- Kyra Elzy is in the Kentucky High School Basketball Hall of Fame for her storied career at Oldham County High School. During her high school days, she was a two-time All-American selection by Parade Magazine and Street & Smith and considered by some to be the best high school basketball player in Kentucky history. She led her Oldham County team to two KHSAA regional titles and a semifinal appearance in the 1993 KHSAA Sweet 16. Overall, she scored 3,000 points with 1,700 rebounds, 449 assists and 516 steals over a stellar career.
- An all-around athlete, Kyra also saw success in cross country and track and field where she was a state champion in the 400-meter dash as a junior in high school.
- Elzy holds a bachelor's degree in psychology from Tennessee in 1999 and a master's degree in cultural studies and education with an emphasis in sports psychology from UT in 2001.
- As a student-athlete at UT from 1996-2001, Elzy's game excelled under Hall of Famer Pat Summitt. A four-year letterwinner, Elzy was a member of two national championship teams (1997, 1998), a national runner-up squad (2000), four SEC regular-season championships (1998, 1999, 2000, 2001) and three SEC Tournament titles (1998, 1999, 2000).
- During her time in Knoxville, she played in 126 games and earned the Holly Warlick Defensive Player of the Year award in 1997 and the Unsung Hero Award in 1998. Elzy became just the fifth freshman in Tennessee history to start her first game as a Lady Vol when she started at guard in the 1996-97 season opener against Austin Peay. She also earned another distinction during her playing career, becoming the first UT player to earn her master's degree while still playing.

## KYRA ELZY YEAR-BY-YEAR AS HEAD COACH

Year	School	Position	Record	SEC	Postseason
2021-22	Kentucky	Head Coach	0-0	0-0	n/a
2020-21	Kentucky	Head Coach	18-9	9-6	SEC Tournament QF/NCAA Second Round
<b>Total</b>	<b>at UK</b>	<b>Head Coach</b>	<b>18-9 (.667)</b>		
	<b>vs. SEC</b>	<b>Head Coach</b>	<b>9-6 (.6)</b>		
	<b>Overall</b>	<b>Head Coach</b>	<b>18-9 (.667)</b>		



## KYRA ELZY YEAR-BY-YEAR AS ASSISTANT COACH

Year	School	Position	Record	SEC/Conf.	Postseason
2019-20	Kentucky	Associate Head Coach	22-8	10-6	SEC Tournament SF/NCAA canceled
2018-19	Kentucky	Associate Head Coach	25-8	11-5	SEC Tournament QF/NCAA 2nd Rd.
2017-18	Kentucky	Associate Head Coach	15-17	6-10	SEC Tournament QF
2016-17	Kentucky	Associate Head Coach	22-11	11-5	SEC Tournament SF/NCAA 2nd Rd.
2015-16	Tennessee	Associate Head Coach	22-14	8-8	NCAA Elite Eight
2014-15	Tennessee	Assistant Coach	30-6	15-1	SEC Reg. Season Champ./NCAA Elite Eight
2013-14	Tennessee	Assistant Coach	29-6	13-3	SEC Tournament Champ./NCAA Sweet 16
2012-13	Tennessee	Assistant Coach	27-8	14-3	SEC Reg. Season Champ./NCAA Elite Eight
2011-12	Kentucky	Associate Head Coach	28-7	13-3	SEC Reg. Season Champ./NCAA Elite Eight
2010-11	Kentucky	Associate Head Coach	25-9	11-5	SEC Tournament Finals/NCAA 2nd Rd.
2009-10	Kentucky	Assistant Coach	28-8	11-5	SEC Tournament Finals/NCAA Elite Eight
2008-09	Kentucky	Assistant Coach	16-16	5-9	WNIT Second Round
2007-08	Kansas	Assistant Coach	17-16	4-12	WNIT Third Round
2006-07	Kansas	Assistant Coach	11-20	4-12	Big 12 Tournament 2nd Rd.
2005-06	Kansas	Assistant Coach	17-13	5-11	WNIT First Round
2004-05	Kansas	Assistant Coach	12-16	5-11	Big 12 Tournament 1st Rd.
2003-04	WKU	Assistant Coach	20-14	12-2	Sun Belt Tourn. Runner-up/WNIT Third Rd.
2002-03	WKU	Assistant Coach	22-9	12-2	Sun Belt Tourn. Champ./NCAA 1st Rd.
<b>Total</b>	<b>at UK</b>	<b>Assistant Coach</b>	<b>181-94 (.658)</b>		
	<b>Overall</b>	<b>Assistant Coach</b>	<b>388-206 (.653)</b>		





# ROBYN BENTON

#1 • GUARD • SR • 5-9

CONYERS, GA./GREATER ATLANTA CHRISTIAN/AUBURN

2021-22 (SENIOR)

Goal is to make the All-SEC Defensive Team this season.



## EXTRA STATS ...

	21-22	Career
10+ Points	0	27
15+ Points	0	6
20+ Points	0	1
25+ Points	0	0
30+ Points	0	0
35+ Points	0	0
40+ Points	0	0
Made 3+ 3FG	0	8
10+ Rebs	0	0
Double-dbls	0	0
3+ Assists	0	11
2+ Steals	0	30
Led UK in Pts	0	0
Led UK in Rebs	0	0
Led UK in Asts	0	2
Led UK in Stls	0	4
Led UK in Blks	0	0

## CAREER HIGHS

POINTS:	23 AT MISSOURI, 02/27/20
FGM:	7 AT MISSOURI, 02/27/20
FGA:	17 AT SOUTH CAROLINA, 02/13/20
FTM:	8 AT ALABAMA, 02/9/20
FTA:	8 VS. TENNESSEE, 03/1/20
3FGM:	5 AT ELON, 12/22/18
3FGA:	8 (2X) LAST VS. OLE MISS, 01/23/20
O-REBOUNDS:	4 (5X) LAST VS. SOUTH CAROLINA, 02/13/20
D-REBOUNDS:	5 AT DEPAUL, 12/16/20
TOTAL REBOUNDS:	7 AT ALABAMA, 02/9/20
ASSISTS:	4 VS. BELMONT, 11/29/20
BLOCKS:	2 (2X) LAST VS. MISSISSIPPI STATE, 02/20/20
STEALS:	6 (2X) LAST VS. VANDERBILT, 02/2/20
MINUTES:	38 VS. MISSISSIPPI STATE, 02/20/20

## SEASON HIGHS

POINTS:	_____
FGM:	_____
FGA:	_____
FTM:	_____
FTA:	_____
3FGM:	_____
3FGA:	_____
O-REBOUNDS:	_____
D-REBOUNDS:	_____
TOTAL REBOUNDS:	_____
ASSISTS:	_____
BLOCKS:	_____
STEALS:	_____
MINUTES:	_____

SEASON	TEAM	GP-GS	MIN/AVG	Field Goals		3-Point		F-Throws		Rebounds				Scoring						
				FG-FGA	FG%	3FG-3FGA	3FG%	FT-FTA	FT%	OFF	DEF	TOT	AVG	PF-FO	A	TO	BLK	STL	PTS	AVG
2018-19	AUB	32-0	454/14.2	64-167	.383	35-94	.372	24-34	.706	16	26	42	1.3	41-0	18	15	3	34	187	5.8
2019-20	AUB	20-14	532/26.6	66-200	.330	27-85	.318	43-51	.843	35	22	57	2.9	44-0	28	34	10	56	202	10.1
2020-21	UK	26-0	468/18.0	60-158	.380	23-76	.303	29-37	.784	22	42	64	2.5	39-0	27	32	6	23	172	6.6
<b>TOTAL FOR UK</b>		<b>26-0</b>	<b>468/18.0</b>	<b>60-158</b>	<b>.380</b>	<b>23-76</b>	<b>.303</b>	<b>29-37</b>	<b>.784</b>	<b>22</b>	<b>42</b>	<b>64</b>	<b>2.5</b>	<b>39-0</b>	<b>27</b>	<b>32</b>	<b>6</b>	<b>23</b>	<b>172</b>	<b>6.6</b>
<b>TOTAL</b>		<b>78-14</b>	<b>1453/18.6</b>	<b>190-525</b>	<b>.362</b>	<b>85-255</b>	<b>.333</b>	<b>96-122</b>	<b>.787</b>	<b>73</b>	<b>90</b>	<b>163</b>	<b>2.1</b>	<b>124-0</b>	<b>73</b>	<b>81</b>	<b>19</b>	<b>113</b>	<b>561</b>	<b>7.2</b>



# DRE'UNA EDWARDS

#44 • FORWARD • RS-JR • 6-2

COMPTON, CALIF./LIBERTY HS/UTAH

**2021-22 (REDSHIRT JUNIOR)**

Has worked hard this offseason and is in elite shape and poised for a strong season.

mullah2dree

IhoopDrea44

## EXTRA STATS ...

	21-22	Career
10+ Points	0	31
15+ Points	0	14
20+ Points	0	4
25+ Points	0	1
Made 3+ 3FG	0	-
10+ Rebs	0	12
Double-dbls	0	11
3+ Assists	0	7
2+ Steals	0	17
Led UK in Pts	0	3
Led UK in Rebs	0	7
Led UK in Asts	0	2
Led UK in Stls	0	2
Led UK in Blks	0	9

## CAREER HIGHS

POINTS:	27 vs. BELMONT, 11/29/20
FGM:	11 vs. BELMONT, 11/29/20
FGA:	19 vs. BELMONT, 11/29/20
FTM:	9 vs. UCLA, 02/10/19
FTA:	9 vs. UCLA, 02/10/19
3FGM:	2(3x) LAST vs. IOWA, 03/23/21
3FGA:	4 vs. BELMONT, 11/29/20
O-REBOUNDS:	8 vs. BYU, 12/08/18
D-REBOUNDS:	11 vs. ARIZONA, 01/06/19
TOTAL REBOUNDS:	15(2x) LAST vs. BELMONT, 11/29/20
ASSISTS:	5(2x) LAST AT DEPAUL, 12/16/20
BLOCKS:	4(2x) LAST vs. VANDERBILT, 01/17/21
STEALS:	4 (2x) LAST AT KANSAS STATE, 12/03/20
MINUTES:	35 (2x) LAST AT KANSAS STATE, 12/03/20

## SEASON HIGHS

POINTS:	_____
FGM:	_____
FGA:	_____
FTM:	_____
FTA:	_____
3FGM:	_____
3FGA:	_____
O-REBOUNDS:	_____
D-REBOUNDS:	_____
TOTAL REBOUNDS:	_____
ASSISTS:	_____
BLOCKS:	_____
STEALS:	_____
MINUTES:	_____

SEASON	TEAM	GP-GS	MIN/AVG	Field Goals		3-Point		F-Throws		Rebounds				Scoring						
				FG-FGA	FG%	3FG-3FGA	3FG%	FT-FTA	FT%	OFF	DEF	TOT	AVG	PF-FO	A	TO	BLK	STL	PTS	AVG
2018-19	Utah	26-26	595/22.9	128-237	.540	0-1	.000	45-59	.763	66	109	175	6.7	63-0	36	58	29	40	301	11.6
2020-21	UK	27-11	531/19.7	108-233	.464	12-29	.414	35-55	.636	52	112	164	6.1	69-1	32	45	21	24	263	9.7
<b>TOTAL FOR UK</b>		<b>27-11</b>	<b>531/19.7</b>	<b>108-233</b>	<b>.464</b>	<b>12-29</b>	<b>.414</b>	<b>35-55</b>	<b>.636</b>	<b>52</b>	<b>112</b>	<b>164</b>	<b>6.1</b>	<b>69-1</b>	<b>32</b>	<b>45</b>	<b>21</b>	<b>24</b>	<b>263</b>	<b>9.7</b>
<b>TOTAL</b>		<b>53-37</b>	<b>1127/21.3</b>	<b>236-470</b>	<b>.502</b>	<b>12-30</b>	<b>.400</b>	<b>80-114</b>	<b>.702</b>	<b>118</b>	<b>221</b>	<b>339</b>	<b>6.4</b>	<b>132-1</b>	<b>68</b>	<b>103</b>	<b>50</b>	<b>64</b>	<b>564</b>	<b>10.6</b>



# BLAIR GREEN

#5 • GUARD • SR • 6-0

HARLAN COUNTY, KY./HARLAN COUNTY HS

## 2021-22 (SENIOR)

Sustained a ruptured Achilles in Kentucky's closed scrimmage vs. EKU this preseason and will miss the 2021-22 season.

 blair.green5

 greenblair32

### EXTRA STATS ...

	21-22	Career
10+ Points	0	17
15+ Points	0	3
20+ Points	0	1
Made 3+ 3FG	0	4
10+ Rebs	0	-
Double-dbls	0	-
3+ Assists	0	7
2+ Steals	0	10
Led UK in Pts	0	3
Led UK in Rebs	0	1
Led UK in Asts	0	4
Led UK in Stls	0	4
Led UK in Blks	0	10

### CAREER HIGHS

POINTS:	22 vs. VANDERBILT, 01/17/21
FGM:	8 vs. MARSHALL, 12/09/20
FGA:	13(2x) LAST vs. MARSHALL, 12/09/20
FTM:	5 vs. MOREHEAD, 11/21/19
FTA:	8 vs. MOREHEAD, 11/21/19
3FGM:	4 vs. VANDERBILT, 01/17/21
3FGA:	5(6x) LAST vs. VANDERBILT, 01/17/21
O-REBOUNDS:	3(3x) LAST vs. MURRAY STATE, 11/25/20
D-REBOUNDS:	5 AT MISSOURI, 01/30/20
TOTAL REBOUNDS:	7 AT MISSOURI, 01/30/20
ASSISTS:	5 AT ALABAMA, 01/9/20
BLOCKS:	3 vs. ARKANSAS, 12/31/20
STEALS:	3 (2x) LAST AT MISSOURI, 01/30/20
MINUTES:	39 vs. VANDERBILT, 01/17/21

### SEASON HIGHS

POINTS:	_____
FGM:	_____
FGA:	_____
FTM:	_____
FTA:	_____
3FGM:	_____
3FGA:	_____
O-REBOUNDS:	_____
D-REBOUNDS:	_____
TOTAL REBOUNDS:	_____
ASSISTS:	_____
BLOCKS:	_____
STEALS:	_____
MINUTES:	_____

SEASON	TEAM	GP-GS	MIN/AVG	Field Goals		3-Point		F-Throws		Rebounds				Scoring						
				FG-FGA	FG%	3FG-3FGA	3FG%	FT-FTA	FT%	OFF	DEF	TOT	AVG	PF-FO	A	TO	BLK	STL	PTS	AVG
2018-19	UK	33-0	581/17.6	72-169	.426	16-44	.364	15-17	.882	14	52	66	2.0	48-1	13	41	8	20	175	5.3
2019-20	UK	30-7	577/19.2	66-176	.375	22-70	.314	19-29	.655	24	41	65	2.2	44-0	30	23	6	17	173	5.8
2020-21	UK	27-18	553/20.5	63-143	.441	21-63	.333	15-18	.833	9	34	43	1.6	23-0	27	24	7	9	162	6.0
<b>TOTAL</b>		<b>90-25</b>	<b>1711/19.0</b>	<b>201-488</b>	<b>.412</b>	<b>59-177</b>	<b>.333</b>	<b>49-64</b>	<b>.766</b>	<b>47</b>	<b>127</b>	<b>174</b>	<b>1.9</b>	<b>115-1</b>	<b>70</b>	<b>88</b>	<b>21</b>	<b>46</b>	<b>510</b>	<b>5.7</b>



# RHYNE HOWARD

#10 • GUARD • SR • 6-2

CLEVELAND, TENN./BRADLEY CENTRAL HS

- 2021-22 AP Preseason First-Team All-American
- 2021-22 SEC Preseason Player of the Year (league coaches and league media)
- 2021-22 All-SEC Preseason First Team (league coaches and league media)
- 2021-22 Preseason All-American (Lindy's, The Athletic)

 rhyne.howard

 howard\_rhyne

## 2021-22 (SENIOR)

Poised for a great final season for the Wildcats as coaches say she is in the best shape of her life and motivated more than previous seasons.

## EXTRA STATS ...

	21-22	Career
10+ Points	0	72
15+ Points	0	59
20+ Points	0	44
25+ Points	0	26
30+ Points	0	7
35+ Points	0	2
40+ Points	0	1
Made 3+ 3FG	0	37
10+ Rebs	0	18
Double-dbls	0	17
3+ Assists	0	38
2+ Steals	0	50
Led UK in Pts	0	54
Led UK in Rebs	0	46
Led UK in Asts	0	30
Led UK in Stls	0	31
Led UK in Blks	0	33

## CAREER HIGHS

POINTS:	43 AT ALABAMA, 01/9/20
FGM:	14 AT ALABAMA, 01/9/20
FGA:	27 vs. TENNESSEE, 01/5/20
FTM:	12 vs. SOUTH CAROLINA, 02/23/20
FTA:	14(2x) LAST AT OLE MISS, 02/04/21
3FGM:	7(3x) LAST AT ALABAMA, 01/9/20
3FGA:	14 AT LSU, 01/19/20
O-REBOUNDS:	8(2x) LAST vs. OLE MISS, 02/28/21
D-REBOUNDS:	8(5x) LAST vs. OLE MISS, 02/28/21
TOTAL REBOUNDS:	16 vs. OLE MISS, 02/28/21
ASSISTS:	8 vs. IOWA, 03/23/21
BLOCKS:	3(4x) LAST AT SOUTH CAROLINA, 02/21/21
STEALS:	7(2x) LAST vs. TENNESSEE, 02/11/21
MINUTES:	40 vs. MISSISSIPPI STATE, 03/7/20

## SEASON HIGHS

POINTS:	_____
FGM:	_____
FGA:	_____
FTM:	_____
FTA:	_____
3FGM:	_____
3FGA:	_____
O-REBOUNDS:	_____
D-REBOUNDS:	_____
TOTAL REBOUNDS:	_____
ASSISTS:	_____
BLOCKS:	_____
STEALS:	_____
MINUTES:	_____

SEASON	TEAM	GP-GS	MIN/AVG	Field Goals			3-Point		F-Throws		Rebounds				Scoring					
				FG-FGA	FG%	3FG-3FGA	3FG%	FT-FTA	FT%	OFF	DEF	TOT	AVG	PF-FO	A	TO	BLK	STL	PTS	AVG
2018-19	UK	32-32	990/30.9	190-426	.446	74-191	.387	71-105	.676	81	131	212	6.6	86-2	75	78	22	68	525	16.4
2019-20	UK	27-27	844/31.2	212-490	.433	84-220	.382	125-158	.791	63	112	175	6.5	68-0	66	60	29	62	633	23.4
2020-21	UK	24-24	835/34.8	173-390	.444	56-150	.373	95-122	.779	59	115	174	7.3	63-0	91	51	19	61	497	20.7
<b>TOTAL</b>		<b>83-83</b>	<b>2669/32.2</b>	<b>575-1306</b>	<b>.440</b>	<b>214-561</b>	<b>.381</b>	<b>291-385</b>	<b>.756</b>	<b>203</b>	<b>358</b>	<b>561</b>	<b>6.8</b>	<b>217-2</b>	<b>232</b>	<b>189</b>	<b>70</b>	<b>191</b>	<b>1655</b>	<b>19.9</b>



# TREASURE HUNT

#12 • GUARD • SOPH. • 6-2

CHATTANOOGA, TENN./HAMILTON HEIGHTS CHRISTIAN ACADEMY

## 2021-22 (SOPHOMORE)

Has spent time this offseason working with the posts as she could play more of a stretch-4 and provide UK with matchup problems with her ability to play inside and out.



### EXTRA STATS ...

	21-22	Career
10+ Points	0	2
15+ Points	0	0
20+ Points	0	0
25+ Points	0	0
30+ Points	0	0
35+ Points	0	0
40+ Points	0	0
Made 3+ 3FG	0	0
10+ Rebs	0	0
Double-dbls	0	0
3+ Assists	0	1
2+ Steals	0	0
Led UK in Pts	0	0
Led UK in Rebs	0	0
Led UK in Asts	0	1
Led UK in Stls	0	1
Led UK in Blks	0	1

### CAREER HIGHS

POINTS:	12 vs. MURRAY STATE, 11/25/20
FGM:	5 vs. MURRAY STATE, 11/25/20
FGA:	11 vs. VANDERBILT, 01/17/21
FTM:	4 vs. VANDERBILT, 01/17/21
FTA:	5 vs. VANDERBILT, 01/17/21
3FGM:	2(3x) LAST vs. GEORGIA, 03/05/21
3FGA:	7 vs. VANDERBILT, 01/17/21
O-REBOUNDS:	4 vs. VANDERBILT, 01/17/21
D-REBOUNDS:	7 vs. FLORIDA, 03/04/21
TOTAL REBOUNDS:	7 vs. FLORIDA, 03/04/21
ASSISTS:	4 vs. FLORIDA, 03/04/21
BLOCKS:	2 vs. VANDERBILT, 01/17/21
STEALS:	2 vs. FLORIDA, 03/04/21
MINUTES:	35 vs. VANDERBILT, 01/17/21

### SEASON HIGHS

POINTS:	_____
FGM:	_____
FGA:	_____
FTM:	_____
FTA:	_____
3FGM:	_____
3FGA:	_____
O-REBOUNDS:	_____
D-REBOUNDS:	_____
TOTAL REBOUNDS:	_____
ASSISTS:	_____
BLOCKS:	_____
STEALS:	_____
MINUTES:	_____

SEASON	TEAM	GP-GS	MIN/AVG	Field Goals			3-Point		F-Throws		Rebounds				Scoring					
				FG-FGA	FG%	3FG-3FGA	3FG%	FT-FTA	FT%	OFF	DEF	TOT	AVG	PF-FO	A	TO	BLK	STL	PTS	AVG
2020-21	UK	15-1	195/13.0	21-62	.339	10-32	.313	4-6	.667	10	22	32	2.1	16-0	10	13	5	4	56	3.7
<b>TOTAL</b>		<b>15-1</b>	<b>195/13.0</b>	<b>21-62</b>	<b>.339</b>	<b>10-32</b>	<b>.313</b>	<b>4-6</b>	<b>.667</b>	<b>10</b>	<b>22</b>	<b>32</b>	<b>2.1</b>	<b>16-0</b>	<b>10</b>	<b>13</b>	<b>5</b>	<b>4</b>	<b>56</b>	<b>3.7</b>



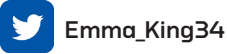
# EMMA KING

#34 • GUARD • JR • 5-10

STANFORD, KY./LINCOLN COUNTY HS

## 2021-22 (JUNIOR)

Could be looked at more this year with the injury to Blair Green to provide instant offense from long range.



### EXTRA STATS ...

	21-22	Career
10+ Points	0	0
15+ Points	0	0
20+ Points	0	0
25+ Points	0	0
30+ Points	0	0
35+ Points	0	0
40+ Points	0	0
Made 3+ 3FG	0	0
10+ Rebs	0	0
Double-dbls	0	0
3+ Assists	0	1
2+ Steals	0	0
Led UK in Pts	0	0
Led UK in Rebs	0	0
Led UK in Asts	0	1
Led UK in Stls	0	0
Led UK in Blks	0	0

### CAREER HIGHS

POINTS:	7 vs. MOUNT ST. MARY'S, 11/05/19
FGM:	2 vs. MOUNT ST. MARY'S, 11/05/19
FGA:	6 vs. MURRAY STATE, 11/25/20
FTM:	2 vs. IDAHO STATE, 03/21/21
FTA:	2(3X) LAST vs. IDAHO STATE, 03/21/21
3FGM:	2 vs. MOUNT ST. MARY'S, 11/05/19
3FGA:	5 vs. MOUNT ST. MARY'S, 11/05/19
O-REBOUNDS:	-
D-REBOUNDS:	3 vs. BELMONT, 11/29/20
TOTAL REBOUNDS:	3 vs. BELMONT, 11/29/20
ASSISTS:	3 vs. MURRAY STATE, 11/25/20
BLOCKS:	-
STEALS:	1(4X) LAST vs. BELMONT, 11/29/20
MINUTES:	17 vs. WINTHROP, 12/11/19

### SEASON HIGHS

POINTS:	_____
FGM:	_____
FGA:	_____
FTM:	_____
FTA:	_____
3FGM:	_____
3FGA:	_____
O-REBOUNDS:	_____
D-REBOUNDS:	_____
TOTAL REBOUNDS:	_____
ASSISTS:	_____
BLOCKS:	_____
STEALS:	_____
MINUTES:	_____

SEASON	TEAM	GP-GS	MIN/AVG	Field Goals		3-Point		F-Throws		Rebounds				Scoring						
				FG-FGA	FG%	3FG-3FGA	3FG%	FT-FTA	FT%	OFF	DEF	TOT	AVG	PF-FO	A	TO	BLK	STL	PTS	AVG
2019-20	UK	15-0	105/7.0	7-31	.226	4-19	.211	3-5	.600	0	3	3	0.2	11-0	6	4	0	2	21	1.4
2020-21	UK	5-2	44/8.8	0-12	.000	0-4	.000	2-2	1.000	0	5	5	1.0	5-0	5	4	0	2	2	0.4
<b>TOTAL</b>		<b>20-2</b>	<b>149/7.5</b>	<b>7-43</b>	<b>.163</b>	<b>4-23</b>	<b>.174</b>	<b>5-7</b>	<b>.714</b>	<b>0</b>	<b>8</b>	<b>8</b>	<b>0.4</b>	<b>16-0</b>	<b>11</b>	<b>8</b>	<b>0</b>	<b>4</b>	<b>23</b>	<b>1.2</b>





# NYAH LEVERETTER

#21 • FORWARD • SOPH • 6-3

BLYTHEWOOD, S.C./WESTWOOD HS

## 2021-22 (SOPHOMORE)

Has added much- needed strength and should be a big factor for Kentucky off the bench in the post this season.



### EXTRA STATS ...

	21-22	Career
10+ Points	0	0
15+ Points	0	0
20+ Points	0	0
25+ Points	0	0
30+ Points	0	0
35+ Points	0	0
40+ Points	0	0
Made 3+ 3FG	0	0
10+ Rebs	0	0
Double-dbls	0	0
3+ Assists	0	0
2+ Steals	0	0
Led UK in Pts	0	0
Led UK in Rebs	0	2
Led UK in Asts	0	0
Led UK in Stls	0	0
Led UK in Blks	0	1

### CAREER HIGHS

POINTS:	7 vs. WOFFORD, 12/19/20
FGM:	2(2x) LAST vs. WOFFORD, 12/19/20
FGA:	8 vs. WOFFORD, 12/19/20
FTM:	3 vs. WOFFORD, 12/19/20
FTA:	5 vs. WOFFORD, 12/19/20
3FGM:	-
3FGA:	-
O-REBOUNDS:	7 vs. WOFFORD, 12/19/20
D-REBOUNDS:	4 vs. MARSHALL, 12/09/20
TOTAL REBOUNDS:	9 vs. WOFFORD, 12/19/20
ASSISTS:	1 vs. VANDERBILT, 01/17/21
BLOCKS:	2 vs. MURRAY STATE, 11/25/20
STEALS:	-
MINUTES:	22 vs. MARSHALL, 12/09/20

### SEASON HIGHS

POINTS:	_____
FGM:	_____
FGA:	_____
FTM:	_____
FTA:	_____
3FGM:	_____
3FGA:	_____
O-REBOUNDS:	_____
D-REBOUNDS:	_____
TOTAL REBOUNDS:	_____
ASSISTS:	_____
BLOCKS:	_____
STEALS:	_____
MINUTES:	_____

SEASON	TEAM	GP-GS	MIN/AVG	Field Goals			3-Point		F-Throws		Rebounds				Scoring					
				FG-FGA	FG%	3FG-3FGA	3FG%	FT-FTA	FT%	OFF	DEF	TOT	AVG	PF-FO	A	TO	BLK	STL	PTS	AVG
2020-21	UK	14-0	94/6.7	5-14	.357	0-0	.000	4-9	.444	14	12	26	1.9	14-0	1	5	3	0	14	1.0
<b>TOTAL</b>		<b>14-0</b>	<b>94/6.7</b>	<b>5-14</b>	<b>.357</b>	<b>0-0</b>	<b>.000</b>	<b>4-9</b>	<b>.444</b>	<b>14</b>	<b>12</b>	<b>26</b>	<b>1.9</b>	<b>14-0</b>	<b>1</b>	<b>5</b>	<b>3</b>	<b>0</b>	<b>14</b>	<b>1.0</b>



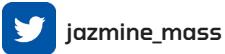

# JAZMINE MASSENGILL

#3 • GUARD • SR • 6-0

CHATTANOOGA, TENN./HAMILTON HEIGHTS/TENNESSEE

## 2021-22 (SENIOR)

Poised for a great season as the starting point guard and has taken the step she needed to take to be a team leader.



### EXTRA STATS ...

	21-22	Career
10+ Points	0	4
15+ Points	0	0
20+ Points	0	0
25+ Points	0	0
30+ Points	0	0
35+ Points	0	0
40+ Points	0	0
Made 3+ 3FG	0	1
10+ Rebs	0	0
Double-dbls	0	0
3+ Assists	0	14
2+ Steals	0	13
Led UK in Pts	0	0
Led UK in Rebs	0	0
Led UK in Asts	0	6
Led UK in Stls	0	0
Led UK in Blks	0	3

### CAREER HIGHS

POINTS:	16 vs. COLORADO STATE, 12/11/19
FGM:	7 vs. COLORADO STATE, 12/11/19
FGA:	13 vs. TEXAS, 12/08/19
FTM:	6 vs. LSU, 01/27/19
FTA:	8 vs. STETSON, 11/19/19
3FGM:	3 vs. TENNESSEE, 02/11/21
3FGA:	6 at UCONN, 01/23/20
O-REBOUNDS:	4 vs. PRESBYTERIAN, 11/11/18
D-REBOUNDS:	12 at NOTRE DAME, 11/11/19
TOTAL REBOUNDS:	13 at NOTRE DAME, 11/11/19
ASSISTS:	12 vs. MISSOURI, 01/2/20
BLOCKS:	5 vs. ETSU, 12/21/18
STEALS:	4 vs. FLORIDA A&M, 11/18/18
MINUTES:	38 vs. MISSISSIPPI STATE, 02/6/21

### SEASON HIGHS

POINTS:	_____
FGM:	_____
FGA:	_____
FTM:	_____
FTA:	_____
3FGM:	_____
3FGA:	_____
O-REBOUNDS:	_____
D-REBOUNDS:	_____
TOTAL REBOUNDS:	_____
ASSISTS:	_____
BLOCKS:	_____
STEALS:	_____
MINUTES:	_____

SEASON	TEAM	GP-GS	MIN/AVG	Field Goals		3-Point		F-Throws		Rebounds				Scoring						
				FG-FGA	FG%	3FG-3FGA	3FG%	FT-FTA	FT%	OFF	DEF	TOT	AVG	PF-FO	A	TO	BLK	STL	PTS	AVG
2018-19	UT	32-1	570/17.8	44-132	.333	4-26	.154	16-30	.533	44	65	109	3.4	26-0	42	30	14	27	108	3.4
2019-20	UT	31-30	877/28.3	77-193	.399	15-53	.283	34-45	.756	26	119	145	4.7	32-0	128	49	23	27	203	6.5
2020-21	UK	19-8	458/24.1	38-101	.376	13-35	.371	8-13	.615	12	38	50	2.6	29-0	62	27	10	17	97	5.1
<b>TOTAL FOR UK</b>		<b>19-8</b>	<b>458/24.1</b>	<b>38-101</b>	<b>.376</b>	<b>13-35</b>	<b>.371</b>	<b>8-13</b>	<b>.615</b>	<b>12</b>	<b>38</b>	<b>50</b>	<b>2.6</b>	<b>29-0</b>	<b>62</b>	<b>27</b>	<b>10</b>	<b>17</b>	<b>97</b>	<b>5.1</b>
<b>TOTAL</b>		<b>82-39</b>	<b>1904/23.2</b>	<b>159-426</b>	<b>.373</b>	<b>32-114</b>	<b>.281</b>	<b>58-88</b>	<b>.659</b>	<b>82</b>	<b>222</b>	<b>304</b>	<b>3.7</b>	<b>87-0</b>	<b>232</b>	<b>106</b>	<b>47</b>	<b>71</b>	<b>408</b>	<b>5.0</b>



# OLIVIA OWENS

#00 • CENTER • RS-JR • 6-4

ALBANY, N.Y./NISKAYUNA HS/MARYLAND

## 2021-22 (REDSHIRT JUNIOR)

Will be a big factor for Kentucky in the post this season and has taken big steps both offensively and defensively in the post.



### EXTRA STATS ...

	21-22	Career
10+ Points	0	2
15+ Points	0	0
20+ Points	0	0
25+ Points	0	0
30+ Points	0	0
35+ Points	0	0
40+ Points	0	0
Made 3+ 3FG	0	0
10+ Rebs	0	0
Double-dbls	0	0
3+ Assists	0	0
2+ Steals	0	0
Led UK in Pts	0	0
Led UK in Rebs	0	3
Led UK in Asts	0	0
Led UK in Stls	0	0
Led UK in Blks	0	2

### CAREER HIGHS

POINTS:	10(2x) LAST VS. WOFFORD, 12/19/20
FGM:	4(3x) LAST VS. ARKANSAS, 12/31/20
FGA:	7(3x) LAST AT TENNESSEE, 01/24/21
FTM:	4 VS. IDAHO STATE, 03/21/21
FTA:	5 VS. IDAHO STATE, 03/21/21
3FGM:	-
3FGA:	1(2x) LAST VS. SOUTH CAROLINA, 01/10/21
O-REBOUNDS:	4 VS. WOFFORD, 12/19/20
D-REBOUNDS:	8 VS. MURRAY STATE, 11/25/20
TOTAL REBOUNDS:	9(2x) LAST VS. WOFFORD, 12/19/20
ASSISTS:	1(6x) LAST VS. VANDERBILT, 01/17/21
BLOCKS:	2 VS. BELMONT, 11/29/20
STEALS:	1(5x) LAST VS. IDAHO STATE, 03/21/21
MINUTES:	21(2x) LAST AT MISSISSIPPI STATE, 01/3/21

### SEASON HIGHS

POINTS:	_____
FGM:	_____
FGA:	_____
FTM:	_____
FTA:	_____
3FGM:	_____
3FGA:	_____
O-REBOUNDS:	_____
D-REBOUNDS:	_____
TOTAL REBOUNDS:	_____
ASSISTS:	_____
BLOCKS:	_____
STEALS:	_____
MINUTES:	_____

SEASON	TEAM	GP-GS	MIN/AVG	Field Goals		3-Point		F-Throws		Rebounds				Scoring						
				FG-FGA	FG%	3FG-3FGA	3FG%	FT-FTA	FT%	OFF	DEF	TOT	AVG	PF-FO	A	TO	BLK	STL	PTS	AVG
2018-19	MD	16-0	67/4.2	11-20	.550	0-0	.000	2-5	.400	8	12	20	1.3	24-1	1	8	2	2	24	1.5
2020-21	UK	25-5	307/12.3	45-94	.479	0-3	.000	19-31	.613	19	50	69	2.8	48-1	5	36	4	3	109	4.4
<b>TOTAL FOR UK</b>		<b>25-5</b>	<b>307/12.3</b>	<b>45-94</b>	<b>.479</b>	<b>0-3</b>	<b>.000</b>	<b>19-31</b>	<b>.613</b>	<b>19</b>	<b>50</b>	<b>69</b>	<b>2.8</b>	<b>48-1</b>	<b>5</b>	<b>36</b>	<b>4</b>	<b>3</b>	<b>109</b>	<b>4.4</b>
<b>TOTAL</b>		<b>41-5</b>	<b>375/9.1</b>	<b>56-114</b>	<b>.491</b>	<b>0-3</b>	<b>.000</b>	<b>21-36</b>	<b>.583</b>	<b>27</b>	<b>62</b>	<b>89</b>	<b>2.2</b>	<b>72-2</b>	<b>6</b>	<b>44</b>	<b>6</b>	<b>5</b>	<b>133</b>	<b>3.2</b>



# JADA WALKER

#11 • GUARD • FR • 5-7

RICHMOND, VA./HENRICO HIGH SCHOOL

## 2021-22 (FRESHMAN)

Has impressed since arriving on campus and should have a huge impact on the team this season.

 jadawalk1ker

 jadawalkr11

### EXTRA STATS ...

	21-22	Career
10+ Points	0	0
15+ Points	0	0
20+ Points	0	0
25+ Points	0	0
30+ Points	0	0
35+ Points	0	0
40+ Points	0	0
Made 3+ 3FG	0	0
10+ Rebs	0	0
Double-dbls	0	0
3+ Assists	0	0
2+ Steals	0	0
Led UK in Pts	0	0
Led UK in Rebs	0	0
Led UK in Asts	0	0
Led UK in Stls	0	0
Led UK in Blks	0	0

### CAREER HIGHS

POINTS: \_\_\_\_\_

FGM: \_\_\_\_\_

FGA: \_\_\_\_\_

FTM: \_\_\_\_\_

FTA: \_\_\_\_\_

3FGM: \_\_\_\_\_

3FGA: \_\_\_\_\_

O-REBOUNDS: \_\_\_\_\_

D-REBOUNDS: \_\_\_\_\_

TOTAL REBOUNDS: \_\_\_\_\_

ASSISTS: \_\_\_\_\_

BLOCKS: \_\_\_\_\_

STEALS: \_\_\_\_\_

MINUTES: \_\_\_\_\_

### SEASON HIGHS

POINTS: \_\_\_\_\_

FGM: \_\_\_\_\_

FGA: \_\_\_\_\_

FTM: \_\_\_\_\_

FTA: \_\_\_\_\_

3FGM: \_\_\_\_\_

3FGA: \_\_\_\_\_

O-REBOUNDS: \_\_\_\_\_

D-REBOUNDS: \_\_\_\_\_

TOTAL REBOUNDS: \_\_\_\_\_

ASSISTS: \_\_\_\_\_

BLOCKS: \_\_\_\_\_

STEALS: \_\_\_\_\_

MINUTES: \_\_\_\_\_



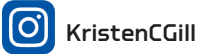
# KRISTEN CRENSHAW-GILL

#4 • GUARD • FR • 5-9

YOUNGSTOWN, OHIO/ VALLEY CHRISTIAN HS

## 2021-22 (FRESHMAN)

Walked onto the team in October after open try-outs.



KristenCGill



KristenCGill

### EXTRA STATS ...

	21-22	Career
10+ Points	0	0
15+ Points	0	0
20+ Points	0	0
25+ Points	0	0
30+ Points	0	0
35+ Points	0	0
40+ Points	0	0
Made 3+ 3FG	0	0
10+ Rebs	0	0
Double-dbls	0	0
3+ Assists	0	0
2+ Steals	0	0
Led UK in Pts	0	0
Led UK in Rebs	0	0
Led UK in Asts	0	0
Led UK in Stls	0	0
Led UK in Blks	0	0

### CAREER HIGHS

POINTS: \_\_\_\_\_

FGM: \_\_\_\_\_

FGA: \_\_\_\_\_

FTM: \_\_\_\_\_

FTA: \_\_\_\_\_

3FGM: \_\_\_\_\_

3FGA: \_\_\_\_\_

O-REBOUNDS: \_\_\_\_\_

D-REBOUNDS: \_\_\_\_\_

TOTAL REBOUNDS: \_\_\_\_\_

ASSISTS: \_\_\_\_\_

BLOCKS: \_\_\_\_\_

STEALS: \_\_\_\_\_

MINUTES: \_\_\_\_\_

### SEASON HIGHS

POINTS: \_\_\_\_\_

FGM: \_\_\_\_\_

FGA: \_\_\_\_\_

FTM: \_\_\_\_\_

FTA: \_\_\_\_\_

3FGM: \_\_\_\_\_

3FGA: \_\_\_\_\_

O-REBOUNDS: \_\_\_\_\_

D-REBOUNDS: \_\_\_\_\_

TOTAL REBOUNDS: \_\_\_\_\_

ASSISTS: \_\_\_\_\_

BLOCKS: \_\_\_\_\_

STEALS: \_\_\_\_\_

MINUTES: \_\_\_\_\_



## 2020-21 Kentucky Women's Basketball Combined Team Statistics All games

### Game Records

Record	Overall	Home	Away	Neutral
ALL GAMES	18-9	11-2	5-5	2-2
CONFERENCE	9-6	5-2	4-4	0-0
NON-CONFERENCE	9-3	6-0	1-1	2-2

### Score by Periods

Team	1st	2nd	3rd	4th	OT	TOT
Kentucky	457	472	487	540	14	1970
Opponents	415	405	482	484	8	1794

### Team Box Score

No.	Player	Total			3-Point		F-Throw		Rebounds				Other				PTS	AVG				
		GP-GS	MIN	AVG	FG-FGA	FG%	3FG-FGA	3FG%	FT-FTA	FT%	OFF	DEF	TOT	AVG	Pf	DQ			A	TO	BLK	STL
10	HOWARD, Rhyne	24-24	835:18	34.8	173-390	.444	56-150	.373	95-122	.779	59	115	174	7.3	63	0	91	51	19	61	497	20.7
15	PATTERSON, Chasity	27-27	762:33	28.2	128-273	.469	36-100	.360	44-56	.786	28	45	73	2.7	51	2	65	34	1	73	336	12.4
44	EDWARDS, Dre'Una	27-11	531:06	19.7	108-233	.464	12-29	.414	35-55	.636	52	112	164	6.1	69	1	32	45	21	24	263	9.7
01	BENTON, Robyn	26-0	467:42	18.0	60-158	.380	23-76	.303	29-37	.784	22	42	64	2.5	39	0	27	32	6	23	172	6.6
5	GREEN, Blair	27-18	552:39	20.5	63-143	.441	21-63	.333	15-18	.833	9	34	43	1.6	23	0	27	24	7	9	162	6.0
3	MCKINNEY, KeKe	26-26	783:05	30.1	57-149	.383	18-57	.316	23-32	.719	52	78	130	5.0	60	0	35	29	22	20	155	6.0
13	MASSENGILL, Jazmine	19-8	457:32	24.1	38-101	.376	13-35	.371	8-13	.615	12	38	50	2.6	29	0	62	27	10	17	97	5.1
00	OWENS, Olivia	25-5	307:18	12.3	45-94	.479	0-3	.000	19-31	.613	19	50	69	2.8	48	1	5	36	4	3	109	4.4
14	WYATT, Tatyana	22-12	319:44	14.5	32-77	.416	3-7	.429	19-26	.731	23	38	61	2.8	24	0	6	14	6	5	86	3.9
12	HUNT, Treasure	15-1	195:03	13.0	21-62	.339	10-32	.313	4-6	.667	10	22	32	2.1	16	0	10	13	5	4	56	3.7
20	TOLLER, Erin	5-0	24:40	4.9	4-9	.444	1-5	.200	2-4	.500	0	2	2	0.4	5	0	0	8	0	3	11	2.2
23	ROACH, Kameron	8-1	51:40	6.5	4-9	.444	2-2	1.000	0-0	.000	2	3	5	0.6	4	0	6	6	0	1	10	1.3
21	LEVERETTER, Nyah	14-0	94:03	6.7	5-14	.357	0-0	.000	4-9	.444	14	12	26	1.9	14	0	1	5	3	0	14	1.0
34	KING, Emma	5-2	44:12	8.8	0-12	.000	0-4	.000	2-2	1.000	0	5	5	1.0	5	0	5	4	0	2	2	0.4
Team											41	49	90					12				
<b>Total</b>		<b>27</b>	<b>5427</b>		<b>738-1724</b>	<b>.428</b>	<b>195-563</b>	<b>.346</b>	<b>299-411</b>	<b>.727</b>	<b>343</b>	<b>645</b>	<b>988</b>	<b>36.6</b>	<b>450</b>	<b>4</b>	<b>372</b>	<b>340</b>	<b>104</b>	<b>245</b>	<b>1970</b>	<b>73.0</b>
<b>Opponents</b>		<b>27</b>	<b>5430</b>		<b>668-1598</b>	<b>.418</b>	<b>132-426</b>	<b>.310</b>	<b>326-478</b>	<b>.682</b>	<b>339</b>	<b>667</b>	<b>1006</b>	<b>37.3</b>	<b>397</b>	<b>6</b>	<b>303</b>	<b>429</b>	<b>89</b>	<b>148</b>	<b>1794</b>	<b>66.4</b>

### Team Statistics

	UK	OPP
<b>Scoring</b>	<b>1970</b>	<b>1794</b>
Points per game	73.0	66.4
Scoring margin	+6.5	-
<b>Field goals-att</b>	<b>738-1724</b>	<b>668-1598</b>
Field goal pct	.428	.418
<b>3 point fg-att</b>	<b>195-563</b>	<b>132-426</b>
3-point FG pct	.346	.310
3-pt FG made per game	7.2	4.9
<b>Free throws-att</b>	<b>299-411</b>	<b>326-478</b>
Free throw pct	.727	.682
F-Throws made per game	11.1	12.1
<b>Rebounds</b>	<b>988</b>	<b>1006</b>
Rebounds per game	36.6	37.3
Rebounding margin	-0.7	-
<b>Assists</b>	<b>372</b>	<b>303</b>
Assists per game	13.8	11.2
<b>Turnovers</b>	<b>340</b>	<b>429</b>
Turnovers per game	12.6	15.9
Turnover margin	+3.3	-
Assist/turnover ratio	1.1	0.7
<b>Steals</b>	<b>245</b>	<b>148</b>
Steals per game	9.1	5.5
<b>Blocks</b>	<b>104</b>	<b>89</b>
Blocks per game	3.9	3.3
<b>Winning streak</b>	<b>0</b>	<b>-</b>
Home win streak	0	-
<b>Attendance</b>	<b>16416</b>	<b>11384</b>
Home games-Avg/Game	13-1263	10-1138
Neutral site-Avg/Game	-	4-510

### Team Results

Date	Opponent		Score	Att.
11/25/2020	Murray St.	W	86-60	1200
11/29/2020	Belmont	W	70-50	1200
12/03/2020	at Kansas St.	W	60-49	502
12/06/2020	Indiana	W	72-68	1200
12/09/2020	Marshall	W	79-45	1200
12/13/2020	Samford	W	88-54	1200
12/16/2020	at DePaul	L	82-86	0
12/19/2020	Wofford	W	98-37	1200
12/31/2020	Arkansas	W	75-64	1200
01/03/2021	at Mississippi St.	Wot	92-86	1000
01/07/2021	at Texas A&M	L	60-77	824
01/10/2021	South Carolina	L	70-75	1200
01/17/2021	Vanderbilt	W	80-73	1200
01/21/2021	at Auburn	W	76-71	578
01/24/2021	at Tennessee	L	53-70	2609
01/28/2021	Alabama	W	81-68	1533
01/31/2021	Missouri	W	61-55	1200
02/04/2021	at Ole Miss	L	60-72	844
02/11/2021	Tennessee	W	71-56	1683
02/15/2021	at Florida	W	88-80	659
02/21/2021	at South Carolina	L	55-76	3500
02/25/2021	at Georgia	W	62-58	868
02/28/2021	Ole Miss	L	69-73	1200
03/04/2021	vs Florida	W	73-64	776
03/05/2021	vs Georgia	L	66-78	1264
03/21/2021	vs Idaho St.	W	71-63	0
03/23/2021	vs Iowa	L	72-86	0



## 2020-21 Kentucky Women's Basketball Combined Team Statistics In Conference games

### Game Records

Record	Overall	Home	Away	Neutral
ALL GAMES	9-6	5-2	4-4	0-0
CONFERENCE	9-6	5-2	4-4	0-0
NON-CONFERENCE	0-0	0-0	0-0	0-0

### Score by Periods

Team	1st	2nd	3rd	4th	OT	TOT
Kentucky	251	266	241	281	14	1053
Opponents	231	234	294	287	8	1054

### Team Box Score

No.	Player	Total			3-Point		F-Throw		Rebounds				Other Stats									
		GP-GS	MIN	AVG	FG-FGA	FG%	3FG-FGA	3FG%	FT-FTA	FT%	OFF	DEF	TOT	AVG	PF	DQ	A	TO	BLK	STL	PTS	AVG
10	HOWARD, Rhyne	14-14	499:07	35.7	103-239	.431	29-81	.358	67-87	.770	36	75	111	7.9	38	0	54	24	14	31	302	21.6
15	PATTERSON, Chasity	15-15	425:24	28.4	70-147	.476	23-58	.397	17-22	.773	12	22	34	2.3	26	1	37	17	1	30	180	12.0
44	EDWARDS, Dre'Una	15-3	274:33	18.3	40-104	.385	3-13	.231	23-34	.676	16	58	74	4.9	38	1	14	26	13	8	106	7.1
3	MCKINNEY, KeKe	15-15	457:31	30.5	36-89	.404	16-42	.381	10-14	.714	23	40	63	4.2	37	0	15	20	9	10	98	6.5
01	BENTON, Robyn	14-0	262:21	18.7	31-84	.369	14-39	.359	14-20	.700	11	17	28	2.0	23	0	8	13	3	14	90	6.4
12	HUNT, Treasure	4-1	71:24	17.8	7-21	.333	4-11	.364	4-5	.800	5	6	11	2.8	4	0	3	3	3	1	22	5.5
5	GREEN, Blair	15-10	291:25	19.4	31-65	.477	11-26	.423	7-10	.700	2	17	19	1.3	13	0	13	18	4	4	80	5.3
13	MASSENGILL, Jazmine	14-4	318:35	22.8	25-72	.347	10-27	.370	5-9	.556	6	25	31	2.2	22	0	47	16	8	13	65	4.6
14	WYATT, Tatyana	14-8	210:27	15.0	23-51	.451	1-3	.333	13-18	.722	15	26	41	2.9	15	0	5	11	4	0	60	4.3
00	OWENS, Olivia	15-4	178:55	11.9	22-54	.407	0-2	.000	6-14	.429	7	25	32	2.1	32	0	1	22	1	2	50	3.3
23	ROACH, Kameron	2-1	04:29	2.2	0-2	.000	0-0	.000	0-0	.000	1	1	2	1.0	0	0	0	0	0	1	0	0.0
34	KING, Emma	1-0	09:33	9.6	0-1	.000	0-0	.000	0-0	.000	0	1	1	1.0	2	0	1	1	0	0	0	0.0
21	LEVERETTER, Nyah	8-0	22:51	2.9	0-0	.000	0-0	.000	0-0	.000	0	1	1	0.1	3	0	1	2	0	0	0	0.0
Team											27	25	52					8				
<b>Total</b>		<b>15</b>	<b>3027</b>		<b>388-929</b>	<b>.418</b>	<b>111-302</b>	<b>.368</b>	<b>166-233</b>	<b>.712</b>	<b>161</b>	<b>339</b>	<b>500</b>	<b>33.3</b>	<b>253</b>	<b>2</b>	<b>199</b>	<b>181</b>	<b>60</b>	<b>114</b>	<b>1053</b>	<b>70.2</b>
<b>Opponents</b>		<b>15</b>	<b>3030</b>		<b>393-900</b>	<b>.437</b>	<b>69-214</b>	<b>.322</b>	<b>199-287</b>	<b>.693</b>	<b>195</b>	<b>393</b>	<b>588</b>	<b>39.2</b>	<b>222</b>	<b>2</b>	<b>176</b>	<b>211</b>	<b>61</b>	<b>77</b>	<b>1054</b>	<b>70.3</b>

### Team Statistics

	UK	OPP
<b>Scoring</b>	<b>1053</b>	<b>1054</b>
Points per game	70.2	70.3
Scoring margin	-0.1	-
<b>Field goals-att</b>	<b>388-929</b>	<b>393-900</b>
Field goal pct	.418	.437
<b>3 point fg-att</b>	<b>111-302</b>	<b>69-214</b>
3-point FG pct	.368	.322
3-pt FG made per game	7.4	4.6
<b>Free throws-att</b>	<b>166-233</b>	<b>199-287</b>
Free throw pct	.712	.693
F-Throws made per game	11.1	13.3
<b>Rebounds</b>	<b>500</b>	<b>588</b>
Rebounds per game	33.3	39.2
Rebounding margin	-5.9	-
<b>Assists</b>	<b>199</b>	<b>176</b>
Assists per game	13.3	11.7
<b>Turnovers</b>	<b>181</b>	<b>211</b>
Turnovers per game	12.1	14.1
Turnover margin	+2.0	-
Assist/turnover ratio	1.1	0.8
<b>Steals</b>	<b>114</b>	<b>77</b>
Steals per game	7.6	5.1
<b>Blocks</b>	<b>60</b>	<b>61</b>
Blocks per game	4.0	4.1
<b>Winning streak</b>	<b>0</b>	<b>-</b>
Home win streak	0	-
<b>Attendance</b>	<b>9216</b>	<b>10882</b>
Home games-Avg/Game	7-1317	8-1360
Neutral site-Avg/Game	-	0-0

### Team Results

Date	Opponent		Score	Att.
12/31/2020	Arkansas	W	75-64	1200
01/03/2021	at Mississippi St.	Wot	92-86	1000
01/07/2021	at Texas A&M	L	60-77	824
01/10/2021	South Carolina	L	70-75	1200
01/17/2021	Vanderbilt	W	80-73	1200
01/21/2021	at Auburn	W	76-71	578
01/24/2021	at Tennessee	L	53-70	2609
01/28/2021	Alabama	W	81-68	1533
01/31/2021	Missouri	W	61-55	1200
02/04/2021	at Ole Miss	L	60-72	844
02/11/2021	Tennessee	W	71-56	1683
02/15/2021	at Florida	W	88-80	659
02/21/2021	at South Carolina	L	55-76	3500
02/25/2021	at Georgia	W	62-58	868
02/28/2021	Ole Miss	L	69-73	1200



## 2020-21 Kentucky Women's Basketball Combined Team Statistics Home games

### Game Records

Record	Overall	Home	Away	Neutral
ALL GAMES	11-2	11-2	0-0	0-0
CONFERENCE	5-2	5-2	0-0	0-0
NON-CONFERENCE	6-0	6-0	0-0	0-0

### Score by Periods

Team	1st	2nd	3rd	4th	OT	TOT
Kentucky	239	255	236	270	0	1000
Opponents	166	187	217	208	0	778

### Team Box Score

No.	Player				Total		3-Point		F-Throw		Rebounds											
		GP-GS	MIN	AVG	FG-FGA	FG%	3FG-FGA	3FG%	FT-FTA	FT%	OFF	DEF	TOT	AVG	PF	DQ	A	TO	BLK	STL	PTS	AVG
10	HOWARD, Rhyne	10-10	324:41	32.5	69-156	.442	20-56	.357	32-39	.821	23	55	78	7.8	26	0	45	20	6	20	190	19.0
15	PATTERSON, Chasity	13-13	364:07	28.0	66-129	.512	17-43	.395	29-37	.784	11	29	40	3.1	22	1	38	13	1	38	178	13.7
44	EDWARDS, Dre'Una	13-7	260:02	20.0	65-129	.504	7-14	.500	22-31	.710	26	64	90	6.9	32	0	19	21	11	8	159	12.2
01	BENTON, Robyn	12-0	219:40	18.3	35-83	.422	13-40	.325	16-20	.800	11	24	35	2.9	18	0	18	15	5	12	99	8.3
5	GREEN, Blair	13-11	306:26	23.6	38-88	.432	14-37	.378	9-12	.750	9	16	25	1.9	15	0	16	12	6	6	99	7.6
3	MCKINNEY, KeKe	12-12	335:38	28.0	25-63	.397	7-21	.333	14-20	.700	18	33	51	4.3	31	0	22	14	12	12	71	5.9
00	OWENS, Olivia	13-3	178:00	13.7	26-48	.542	0-1	.000	12-20	.600	12	28	40	3.1	28	1	5	27	4	1	64	4.9
13	MASSENGILL, Jazmine	7-1	153:55	22.0	12-31	.387	6-12	.500	2-2	1.000	1	14	15	2.1	11	0	16	6	5	6	32	4.6
12	HUNT, Treasure	9-1	133:42	14.9	15-46	.326	7-24	.292	4-6	.667	8	11	19	2.1	9	0	6	9	3	2	41	4.6
14	WYATT, Tatyana	10-4	131:46	13.2	11-26	.423	2-4	.500	8-12	.667	5	17	22	2.2	11	0	3	2	2	2	32	3.2
20	TOLLER, Erin	5-0	24:40	4.9	4-9	.444	1-5	.200	2-4	.500	0	2	2	0.4	5	0	0	8	0	3	11	2.2
23	ROACH, Kameron	5-1	42:09	8.4	4-7	.571	2-2	1.000	0-0	.000	1	3	4	0.8	4	0	4	4	0	0	10	2.0
21	LEVERETTER, Nyah	10-0	83:55	8.4	5-14	.357	0-0	.000	4-9	.444	14	12	26	2.6	10	0	1	2	3	0	14	1.4
34	KING, Emma	4-2	42:52	10.7	0-11	.000	0-4	.000	0-0	.000	0	5	5	1.3	5	0	5	3	0	2	0	0.0
Team											18	25	43					5				
<b>Total</b>		<b>13</b>	<b>2602</b>		<b>375-840</b>	<b>.446</b>	<b>96-263</b>	<b>.365</b>	<b>154-212</b>	<b>.726</b>	<b>157</b>	<b>338</b>	<b>495</b>	<b>38.1</b>	<b>227</b>	<b>2</b>	<b>198</b>	<b>161</b>	<b>58</b>	<b>112</b>	<b>1000</b>	<b>76.9</b>
<b>Opponents</b>		<b>13</b>	<b>2605</b>		<b>284-748</b>	<b>.380</b>	<b>50-205</b>	<b>.244</b>	<b>160-245</b>	<b>.653</b>	<b>149</b>	<b>309</b>	<b>458</b>	<b>35.2</b>	<b>197</b>	<b>4</b>	<b>116</b>	<b>227</b>	<b>41</b>	<b>67</b>	<b>778</b>	<b>59.8</b>

### Team Statistics

	UK	OPP
<b>Scoring</b>	<b>1000</b>	<b>778</b>
Points per game	76.9	59.8
Scoring margin	+17.1	-
<b>Field goals-att</b>	<b>375-840</b>	<b>284-748</b>
Field goal pct	.446	.380
<b>3 point fg-att</b>	<b>96-263</b>	<b>50-205</b>
3-point FG pct	.365	.244
3-pt FG made per game	7.4	3.8
<b>Free throws-att</b>	<b>154-212</b>	<b>160-245</b>
Free throw pct	.726	.653
F-Throws made per game	11.8	12.3
<b>Rebounds</b>	<b>495</b>	<b>458</b>
Rebounds per game	38.1	35.2
Rebounding margin	+2.8	-
<b>Assists</b>	<b>198</b>	<b>116</b>
Assists per game	15.2	8.9
<b>Turnovers</b>	<b>161</b>	<b>227</b>
Turnovers per game	12.4	17.5
Turnover margin	+5.1	-
Assist/turnover ratio	1.2	0.5
<b>Steals</b>	<b>112</b>	<b>67</b>
Steals per game	8.6	5.2
<b>Blocks</b>	<b>58</b>	<b>41</b>
Blocks per game	4.5	3.2
<b>Winning streak</b>	<b>0</b>	<b>-</b>
Home win streak	0	-
<b>Attendance</b>	<b>16416</b>	<b>0</b>
Home games-Avg/Game	13-1263	0-0
Neutral site-Avg/Game	-	0-0

### Team Results

Date	Opponent		Score	Att.
11/25/2020	Murray St.	W	86-60	1200
11/29/2020	Belmont	W	70-50	1200
12/06/2020	Indiana	W	72-68	1200
12/09/2020	Marshall	W	79-45	1200
12/13/2020	Samford	W	88-54	1200
12/19/2020	Wofford	W	98-37	1200
12/31/2020	Arkansas	W	75-64	1200
01/10/2021	South Carolina	L	70-75	1200
01/17/2021	Vanderbilt	W	80-73	1200
01/28/2021	Alabama	W	81-68	1533
01/31/2021	Missouri	W	61-55	1200
02/11/2021	Tennessee	W	71-56	1683
02/28/2021	Ole Miss	L	69-73	1200





**2020-21 Kentucky Women's Basketball  
Season Schedule/Results & Leaders  
All games**

**Game Records**

Record	Overall	Home	Away	Neutral
ALL GAMES	18-9	11-2	5-5	2-2
CONFERENCE	9-6	5-2	4-4	0-0
NON-CONFERENCE	9-3	6-0	1-1	2-2

**Team Results**

Date	Opponent		Score	Att.	High Points	High Rebounds
11/25/2020	Murray St.	W	86-60	1200	(30) PATTERSON, Chasity	(9) OWENS, Olivia
11/29/2020	Belmont	W	70-50	1200	(27) EDWARDS, Dre'Una	(15) EDWARDS, Dre'Una
12/03/2020	at Kansas St.	W	60-49	502	(16) EDWARDS, Dre'Una	(12) EDWARDS, Dre'Una
12/06/2020	Indiana	W	72-68	1200	(22) HOWARD, Rhyne	(10) EDWARDS, Dre'Una
12/09/2020	Marshall	W	79-45	1200	(17) GREEN, Blair	(8) EDWARDS, Dre'Una
						(8) LEVERETTER, Nyah
12/13/2020	Samford	W	88-54	1200	(16) PATTERSON, Chasity	(7) HOWARD, Rhyne
12/16/2020	at DePaul	L	82-86	0	(22) PATTERSON, Chasity	(12) HOWARD, Rhyne
12/19/2020	Wofford	W	98-37	1200	(19) EDWARDS, Dre'Una	(9) OWENS, Olivia
						(9) LEVERETTER, Nyah
12/31/2020	Arkansas	W	75-64	1200	(24) HOWARD, Rhyne	(10) HOWARD, Rhyne
01/03/2021	at Mississippi St.	Wot	92-86	1000	(33) HOWARD, Rhyne	(11) EDWARDS, Dre'Una
01/07/2021	at Texas A&M	L	60-77	824	(22) HOWARD, Rhyne	(6) HOWARD, Rhyne
01/10/2021	South Carolina	L	70-75	1200	(32) HOWARD, Rhyne	(7) EDWARDS, Dre'Una
						(7) HOWARD, Rhyne
01/17/2021	Vanderbilt	W	80-73	1200	(22) GREEN, Blair	(8) EDWARDS, Dre'Una
01/21/2021	at Auburn	W	76-71	578	(18) GREEN, Blair	(8) MCKINNEY, KeKe
01/24/2021	at Tennessee	L	53-70	2609	(15) PATTERSON, Chasity	(5) OWENS, Olivia
01/28/2021	Alabama	W	81-68	1533	(16) HOWARD, Rhyne	(8) HOWARD, Rhyne
01/31/2021	Missouri	W	61-55	1200	(22) HOWARD, Rhyne	(10) HOWARD, Rhyne
02/04/2021	at Ole Miss	L	60-72	844	(26) HOWARD, Rhyne	(10) HOWARD, Rhyne
02/11/2021	Tennessee	W	71-56	1683	(21) PATTERSON, Chasity	(7) WYATT, Tatyana
						(7) HOWARD, Rhyne
02/15/2021	at Florida	W	88-80	659	(31) HOWARD, Rhyne	(9) HOWARD, Rhyne
02/21/2021	at South Carolina	L	55-76	3500	(12) HOWARD, Rhyne	(6) HOWARD, Rhyne
02/25/2021	at Georgia	W	62-58	868	(27) HOWARD, Rhyne	(6) WYATT, Tatyana
02/28/2021	Ole Miss	L	69-73	1200	(21) HOWARD, Rhyne	(16) HOWARD, Rhyne
03/04/2021	vs Florida	W	73-64	776	(27) HOWARD, Rhyne	(8) MCKINNEY, KeKe
03/05/2021	vs Georgia	L	66-78	1264	(33) HOWARD, Rhyne	(9) MCKINNEY, KeKe
03/21/2021	vs Idaho St.	W	71-63	0	(14) PATTERSON, Chasity	(9) HOWARD, Rhyne
					(14) HOWARD, Rhyne	
03/23/2021	vs Iowa	L	72-86	0	(28) HOWARD, Rhyne	(7) MCKINNEY, KeKe

**Attendance Summary**

	Games	Attend	Avg/Game
Home	13	16416	1263
Away	10	11384	1138
Neutral	4	2040	510
<b>Total</b>	<b>27</b>	<b>29840</b>	<b>1105</b>





**2020-21 Kentucky Women's Basketball  
Team Game-by-Game  
All games**

Opponent	Date	Score	W	Total		3-Pointers		Free throws		Rebounds				PF	A	TO	BLK	STL	PTS	AVG
				FG-FGA	PCT	3FG-FGA	PCT	FT-FTA	PCT	OFF	DEF	TOT	AVG							
Murray St.	11/25/2020	86-60	W	30-75	.400	8-27	.296	18-22	.818	15	28	43	43.0	20	16	13	6	19	86	86.0
Belmont	11/29/2020	70-50	W	30-68	.441	4-20	.200	6-14	.429	17	33	50	46.5	15	12	15	2	8	70	78.0
at Kansas St.	12/03/2020	60-49	W	23-63	.365	5-23	.217	9-12	.750	16	24	40	44.3	11	10	9	2	13	60	72.0
Indiana	12/06/2020	72-68	W	23-52	.442	8-16	.500	18-22	.818	8	29	37	42.5	18	12	13	5	5	72	72.0
Marshall	12/09/2020	79-45	W	33-61	.541	7-22	.318	6-10	.600	12	28	40	42.0	16	20	12	1	6	79	73.4
Samford	12/13/2020	88-54	W	33-64	.516	11-26	.423	11-15	.733	11	23	34	40.7	17	23	11	3	10	88	75.8
at DePaul	12/16/2020	82-86	L	33-72	.458	6-24	.250	10-15	.667	20	26	46	41.4	19	15	23	6	16	82	76.7
Wofford	12/19/2020	98-37	W	39-77	.506	7-23	.304	13-15	.867	19	26	45	41.9	19	17	10	5	18	98	79.4
Arkansas	12/31/2020	75-64	W	29-58	.500	10-20	.500	7-11	.636	12	25	37	41.3	17	15	16	8	4	75	78.9
at Mississippi St.	01/03/2021	92-86	Wot	30-61	.492	14-28	.500	18-22	.818	8	27	35	40.7	11	17	12	3	6	92	80.2
at Texas A&M	01/07/2021	60-77	L	26-57	.456	4-17	.235	4-7	.571	6	20	26	39.4	20	11	16	1	10	60	78.4
South Carolina	01/10/2021	70-75	L	28-74	.378	3-20	.150	11-12	.917	15	16	31	38.7	20	10	13	7	12	70	77.7
Vanderbilt	01/17/2021	80-73	W	28-61	.459	10-21	.476	14-22	.636	10	26	36	38.5	20	17	14	6	5	80	77.8
at Auburn	01/21/2021	76-71	W	28-59	.475	10-28	.357	10-15	.667	11	27	38	38.4	14	20	15	2	9	76	77.7
at Tennessee	01/24/2021	53-70	L	18-63	.286	7-24	.292	10-13	.769	12	13	25	37.5	14	9	7	1	12	53	76.1
Alabama	01/28/2021	81-68	W	30-57	.526	10-18	.556	11-15	.733	7	30	37	37.5	12	23	12	5	2	81	76.4
Missouri	01/31/2021	61-55	W	22-60	.367	3-13	.231	14-20	.700	8	22	30	37.1	19	7	12	3	5	61	75.5
at Ole Miss	02/04/2021	60-72	L	21-66	.318	6-26	.231	12-19	.632	16	18	34	36.9	21	12	8	3	10	60	74.6
Tennessee	02/11/2021	71-56	W	28-67	.418	10-20	.500	5-9	.556	11	27	38	36.9	15	17	9	5	11	71	74.4
at Florida	02/15/2021	88-80	W	36-67	.537	8-18	.444	8-13	.615	13	17	30	36.6	12	12	9	4	7	88	75.1
at South Carolina	02/21/2021	55-76	L	20-57	.351	5-18	.278	10-11	.909	8	22	30	36.3	21	12	12	8	4	55	74.1
at Georgia	02/25/2021	62-58	W	22-56	.393	6-14	.429	12-19	.632	12	24	36	36.3	18	8	15	2	10	62	73.6
Ole Miss	02/28/2021	69-73	L	22-66	.333	5-17	.294	20-25	.800	12	25	37	36.3	19	9	11	2	7	69	73.4
vs Florida	03/04/2021	73-64	W	30-61	.492	6-16	.375	7-9	.778	14	24	38	36.4	15	16	15	2	7	73	73.4
vs Georgia	03/05/2021	66-78	L	26-65	.400	7-19	.368	7-10	.700	12	20	32	36.2	21	6	11	5	4	66	73.1
vs Idaho St.	03/21/2021	71-63	W	24-63	.381	8-18	.444	15-18	.833	16	29	45	36.5	13	13	19	3	12	71	73.0
vs Iowa	03/23/2021	72-86	L	26-74	.351	7-27	.259	13-16	.813	22	16	38	36.6	13	13	8	4	13	72	73.0
<b>Total</b>		<b>1970</b>		<b>738-1724</b>	<b>.428</b>	<b>195-563</b>	<b>.346</b>	<b>299-411</b>	<b>.727</b>	<b>343</b>	<b>645</b>	<b>988</b>	<b>36.6</b>	<b>450</b>	<b>372</b>	<b>340</b>	<b>104</b>	<b>245</b>	<b>1970</b>	<b>73.0</b>
Opponents		1794		668-1598	.418	132-426	.310	326-478	.682	339	667	1006	37.3	397	303	429	89	148	1794	66.4

**Kentucky Averages**

Games Played	Points/game	FG Pct	3FG Pct	FT Pct	Rebounds/game	Assists/game	Turnovers/game	Assist/Turnover ratio	Steals/game	Blocks/game
27	73.0	42.8	34.6	72.7	36.6	13.8	12.6	1.1	9.1	3.9