

MOUNT ST. MARY'S MOUNTAINEERS

2021-22 Men's Basketball Game Notes - Game #4



MOUNT ST. MARY'S		#10 KENTUCKY	
Overall	NEC	Overall	SEC
1-2	0-0	Record	1-0
1-0	0-0	Home	1-0
0-2	0-0	Away	0-0
0-0	0-0	Neutral	0-0
300	-	KenPom	16

2020-21 Schedule/Results

Day	Date	Opponent (TV)	Time/Result
Tue.	Nov. 9	at No. 4 Villanova (FS1)	L, 51-91
Thu.	Nov. 11	WASHINGTON (Md.) (WDVM)	W, 117-62
Sat.	Nov. 13	at Saint Joseph's	L, 60-80
Tue.	Nov. 16	at No. 10 Kentucky (SEC)	7:00 p.m.
Fri.	Nov. 19	at Robert Morris	7:00 p.m.
Mon.	Nov. 22	at Ohio	7:00 p.m.
Sat.	Nov. 27	NAVY (WDVM)	2:00 p.m.
Tue.	Nov. 30	HOWARD	7:00 p.m.
Sat.	Dec. 4	at Loyola	1:00 p.m.
Tue.	Dec. 7	at Santa Clara	9:00 p.m.
Sat.	Dec. 11	AMERICAN (WDVM)	4:00 p.m.
Sat.	Dec. 18	MORGAN ST. (WDVM)	4:00 p.m.
Wed.	Dec. 22	UMBC (WDVM)	7:00 p.m.
Wed.	Dec. 29	FAIRLEIGH DICKINSON*	7:00 p.m.
Fri.	Dec. 31	WAGNER*	2:00 p.m.
Thu.	Jan. 6	at LIU*	7:00 p.m.
Sat.	Jan. 8	at St. Francis Brooklyn*	4:00 p.m.
Sat.	Jan. 15	at Bryant*	1:00 p.m.
Mon.	Jan. 17	at Merrimack*	7:00 p.m.
Fri.	Jan. 21	SACRED HEART*	7:00 p.m.
Sun.	Jan. 23	CENTRAL CONNECTICUT*	2:00 p.m.
Thu.	Jan. 27	at Fairleigh Dickinson*	7:00 p.m.
Sat.	Jan. 29	SAINT FRANCIS U*	5:00 p.m.
Thu.	Feb. 3	MERRIMACK*	7:00 p.m.
Sat.	Feb. 5	BRYANT*	4:00 p.m.
Thu.	Feb. 10	at Wagner*	5:00 p.m.
Sat.	Feb. 12	at Saint Francis U*	4:00 p.m.
Thu.	Feb. 17	ST. FRANCIS BROOKLYN*	7:00 p.m.
Sat.	Feb. 19	LIU*	4:00 p.m.
Thu.	Feb. 24	at Sacred Heart*	7:00 p.m.
Sat.	Feb. 26	at Central Connecticut*	1:00 p.m.
Wed.	Mar. 2	NEC Tournament Quarterfinals!	TBA
Sat.	Mar. 5	NEC Tournament Semifinals!	TBA
Tue.	Mar. 8	NEC Tournament Final!	TBA

HOME GAMES IN BOLD CAPS All Times Eastern
 * - Northeast Conference Game ! - NEC Tournament Game
 MASN - Mid-Atlantic Sports ESPN+ - ESPN+ game
 CBSN - CBS Sports Network BTN - Big Ten Network SEC - SEC Network Extra
 PAC12 - Pac 12 Networks

@MountHoops

MOUNT STORYLINES

▶ Mount St. Mary's lost at Saint Joseph's, 80-60, on Saturday afternoon to fall to 1-2 on the season. The Mount had a sluggish first half, missing 15 of their first 16 field goal attempts while falling behind, 18-to-4. The Mount was able to pull within eight points at 22-to-14, but Saint Joe's went to the locker room with a 39-22 lead and led the rest of the way. Dakota Leffew scored a team-high 15 points off the bench to pace the Mount while Malik Jefferson added 12 points and six rebounds.

▶ Malik Jefferson has scored in double figures in each of the Mount's first three games and is averaging a team-high 13.7 points and 5.3 rebounds per game. Jefferson is shooting 73.1 percent (19-of-26) from the field on the year.






▶ Dakota Leffew came off the bench to score a team-high 15 points in the loss to Saint Joseph's. Leffew is now third on the team in scoring at 9.3 points per game while shooting 55.6 percent from the field.

▶ This will be the second time in three years the Mountaineers will play at Kentucky. The Wildcats have won the only two meetings in the all-time series, winning 113-67 in the First Round of the NCAA Tournament and 82-62 on November 22, 2019.

TRENDING

▶ The Mount set a slew of scoring records in the 117-62 win over Washington College on Thursday night. First, the 117 points scored are the most by a Mount team since moving to NCAA Division I in 1988-89, besting the previous mark of 113 set in a 22-point win over Marist on February 24, 1991. The Mount led 61-40 at the half, the most points in an opening half for a Mount team at the Division I level as well. The 117 points scored are the ninth-most in a game in school history, and also set a team record for most points scored in a game at Knott Arena. The last time the Mount topped 100 points at Knott Arena was a 103-86 win over LIU on January 14, 1995 while the 117 points scored are the most by a Mountaineer team since a 119-82 win over Catholic on January 23, 1984, in a game played at Memorial Gym.

MOUNT ST. MARY'S PROJECTED GAME STARTERS

Player	Position	Points	Rebounds	Assists	Minutes
 5 JALEN BENJAMIN Guard Jr. 5-10 160 Raleigh, N.C. Meadowcreek (Ga.)	Guard	11.0	1.7	5.0	25.0
Last Game: Had six points and four assists in loss at Saint Joseph's Note: Hit 8-of-9 from three-point range in win against Washington (Md.)					
 23 JOSH REAVES Guard So. 6-4 205 Hamden, Conn. South Kent School	Guard	8.0	0.7	0.3	20.4
Last Game: Scored 10 points, hitting 2-of-4 from three-point range, in loss at Saint Joseph's Note: Averaging 11.0 points over the past two games.					
 13 MEZIE OFFURUM Forward Sr. 6-8 230 Germantown, Md. Georgetown Prep	Forward	7.0	4.7	1.7	26.6
Last Game: Finished with six points and seven rebounds in loss at Saint Joseph's. Note: Is 8-for-8 (1.000) at the foul line this season.					
 22 NANA OPOKU Forward Sr.-R 6-9 210 Woodbridge, Va. Potomac	Forward	9.0	4.7	0.0	23.8
Last Game: Held to two points in loss at Saint Joseph's. Note: Scored in double figures in each of the Mount's first two games.					
 42 MALIK JEFFERSON Forward Sr. 6-9 230 Hopewell, Va. Hopewell	Forward	13.7	5.3	1.0	21.7
Last Game: Had 12 points and six rebounds in loss at Saint Joseph's. Note: Shooting 73.1 percent (19-of-26) from the field this season.					

GAMEDAY INFO

Game 4	Tuesday, November 16, 2021
Tip Time	7:00 p.m.
Location	Lexington, Ky.
Arena	Rupp Arena
Capacity	23,500
Watch	SEC Network
Talent	Tom Hart and Jon Sunvold

SERIES INFO

Series	Kentucky leads 2-0
Last Mount Win	---
Last Kentucky Win	Kentucky 82, Mount 62 (11-22-19)
at Mount	0-0
at Kentucky	0-1
at Neutral Site	0-1

BY THE NUMBERS

Category	Mount	Kentucky
Record	1-2	1-1
Streak	L1	W1
Scoring Offense	76.0	85.5
Scoring Defense	77.7	69.5
Scoring Margin	-1.7	+16.0
Field Goal Pct.	48.3	46.9
Field Goal Pct. Defense	48.9	44.6
3-Point Pct.	35.4	46.3
3-Point Pct. Defense	41.1	23.5
Free Throw Pct.	81.3	73.7
Rebound Margin	+2.6	+14.0
Assists per Game	16.0	19.5
Turnovers per Game	11.7	11.5
Turnover Margin	0.0	0.0
Steals per Game	4.7	6.0
Blocks per Game	1.7	6.5

NCAA TOURNAMENT 1995, 1999, 2008, 2014, 2017, 2021

2019-20 MOUNT BASKETBALL ROSTER

No.	Name	Pos.	Ht./Wt.	Cl.	Hometown/High School (Previous School)
1	Dakota Leffew	G	6-5/185	So.	Hampton, Ga./Jonesboro
2	Deandre Thomas	G	6-5/195	Sr.	Richmond, Va./Millwood School
3	Jaylin Gibson	G	6-3/190	Fr.	Evanston, Ill./Legacy of Sports Sciences (Texas)
4	Dola Adebayo	F	6-8/190	Fr.	Ocala, Fla./Canterbury School
5	Jalen Benjamin	G	5-10/160	Jr.	Raleigh, N.C./Meadowcreek (Ga.)
10	Dante Bouchard	G	6-0/175	Fr.	Gloversville, N.Y./IMG Academy (Fla.)
11	Elijah Elliott	G	6-0/165	So.	Houston, Texas/Jack Yates
12	Jedy Cordilia	F	6-9/210	Fr.	Tilburg, Netherlands/West Nottingham Acad. (Md.)
13	Mezie Offurum	F	6-8/230	Sr.	Germantown, Md./Georgetown Prep
15	Bankeys Omari	G	6-2/165	Fr.	Germantown, Md./Clarksburg
22	Nana Opoku	F	6-9/215	Sr.-R	Woodbridge, Va./Potomac
23	Josh Reaves	G	6-4/205	So.	Hamden, Conn./South Kent School
24	František Barton	F	6-7/210	So.	Brno, Czech Republic/Get Better Academy (Prague)
34	Jalen Jefferson	F	6-7/200	Sr.	Hopewell, Va./Hopewell
35	Winston Moore	G	6-5/210	So.	Frederick, Md./St. John's Prep
42	Malik Jefferson	F	6-9/230	Sr.	Hopewell, Va./Hopewell

COACHING STAFF

Head Coach: Dan Engelstad (St. Mary's '07, 4th Season)
Associate Head Coach: Will Holland (Mount St. Mary's '10, 6th Season)
Assistant Coach: Matt Miller (St. Mary's '05, 4th Season)
Assistant Coach: Justin Burrell (Holy Cross '15, 1st Season)
Dir. of Basketball Ops: Jeremy Freeman (Cornell '15, 2nd Season)
Graduate Assistant: Clarke Sloyer (Mount St. Mary's '19, 2nd Season)
Strength & Conditioning Coach: Joe Sharp (2nd Season)
Athletic Trainer: Mark Myers (6th Season)

PRONUNCIATION GUIDE

Dola Adebayo	Dole-ah Add-ah-bye-oh
Dante Bouchard	Boo-shard
Frantisek Barton	Front-ah-seck
Jedy Cordilia	JD Cor-deal-ee-a
Dan Engelstad	Eng-guhl-stadd
Mezie Offurum	Mezzie Off-er-um
Bankeys Omari	Bank-keys Oh-mar-ee
Nana Opoku	Oh-poe-koo

2020-21 RADIO/TV CHART



1 **DAKOTA LEFFEW**
G, 6-5, 185, Sophomore
Hampton, Ga.



2 **DEANDRE THOMAS**
G, 6-5, 205, Senior
Richmond, Va.



3 **JAYLIN GIBSON**
G, 6-3, 190, Freshman
Evanston, Ill.



4 **DOLA ADEBAYO**
F, 6-8, 190, Freshman
Ocala, Fla.



5 **JALEN BENJAMIN**
G, 5-10, 160, Junior
Raleigh, N.C.



10 **DANTE BOUCHARD**
G, 6-0, 175, Freshman
Gloversville, N.Y.



11 **ELIJAH ELLIOTT**
G, 6-0, 165, Sophomore
Houston, Texas



12 **JEDY CORDILIA**
F, 6-9, 210, Freshman
Tilburg, Netherlands



13 **MEZIE OFFURUM**
F, 6-8, 230, Senior
Germantown, Md.



15 **BANKEYS OMARI**
G, 6-2, 165, Freshman
Germantown, Md.



22 **NANA OPOKU**
F, 6-9, 215, Senior-R
Woodbridge, Va.



23 **JOSH REAVES**
G, 6-4, 205, Sophomore
Hamden, Conn.



24 **FRANTIŠEK BARTON**
F, 6-7, 210, Sophomore
Brno, Czech Republic




34 **JALEN JEFFERSON**
F, 6-7, 200, Senior
Hopewell, Va.



35 **WINSTON MOORE**
G, 6-5, 210, Sophomore
Frederick, Md.



42 **MALIK JEFFERSON**
F, 6-9, 230, Senior
Hopewell, Va.



HC **DAN ENGELSTAD**
4th Season
St. Mary's (Md.) '07



MOUNT ST. MARY'S ATHLETIC COMMUNICATIONS

Mark Vandergriff, Assistant AD for Communications/Men's Basketball Contact
Email: vandergriff@msmary.edu O: 301.447.5384 C: 717.357.3326

16300 Old Emmitsburg Rd.
Emmitsburg, MD 21727

UNIVERSITY INFORMATION

Mount St. Mary's University
Emmitsburg, Md.

Founded.....	1808
Enrollment.....	2,166
Nickname.....	Mountaineers, The Mount
School Colors.....	Blue and White
Affiliation.....	NCAA Division I
Conference.....	Northeast
President.....	Dr. Timothy Trainor
Director of Athletics.....	Lynne Robinson
Athletic Dept. Phone.....	301-447-5296
Ticket Office Phone.....	301-447-5700
Website.....	www.mountathletics.com

HEAD COACH - DAN ENGELSTAD

Seasons.....	9th Season Overall/4th Season at MSM
Overall Record.....	137-90
Record at MSM.....	33-56
NEC Regular Season Record.....	22-30
NEC Tournament Record.....	2-1

KNOTT ARENA

Opened.....	Nov. 28, 1987
Season.....	31st
Capacity.....	3,121
Student Section.....	Mount Maniacs
Record at Knott Arena.....	259-166 (.609)
Engelstad's Record at Knott Arena.....	19-18 (.514)

ALL-TIME RECORD

- ▶ 112th season of basketball
- ▶ Years: 1908 to present
- ▶ Overall Record: 1549-1155 (.573)
- ▶ NEC Regular Season Record: 288-282 (.505)
- ▶ NCAA Division I Tournament Record: 2-6
- ▶ NEC Tournament Record: 29-18

NEC REGULAR SEASON TITLES

1996, 2017

NEC TOURNAMENT TITLES

1995, 1999, 2008, 2014, 2017, 2021

NCAA TOURNAMENT HISTORY

Division I

Appearances (6): 1995, 1999, 2008, 2014, 2017, 2021

Division II

Appearances (14): 1957, 1961, 1962, 1963, 1967, 1969, 1970, 1979, 1980, 1981, 1982, 1985, 1986, 1987

Final Four (5): 1957, 1961, 1962, 1981, 1985

National Championship (1): 1962

NIT TOURNAMENT HISTORY

Appearances (1): 1996

▶ MOUNT ST. MARY'S UPDATE

◆ Mount St. Mary's fell to 1-2 on the season with an 80-60 loss at Saint Joseph's on Saturday. A sluggish start to the game proved to be the difference. The Mountaineers opened the game by missing 15 of their 16 points while falling behind by the score of 18-to-4. The Mount was unable to dig out of the early deficit as Saint Joseph's pulled away for the win.

◆ Dakota Leffew paced the Mount with 15 points in the loss to Saint Joseph's while Malik Jefferson added 12 points and six boards. Josh Reaves also hit double figures, making 2-of-4 from three-point range en route to a 10-point day.

◆ Jefferson leads the Mount in scoring (13.7) and rebounding (5.7) this season while Jalen Benjamin (11.0) is the only other player in double figures. The Mountaineers are averaging 76.0 points while shooting 48.3 percent from the field this season.

▶ ABOUT THE WILDCATS

◆ Kentucky rolled to a 100-60 win over Robert Morris on Friday night after opening the season with a 79-71 loss to #9 Duke on November 9.

◆ Oscar Tshiebwe led the way for Kentucky against Robert Morris, tallying 14 point and 20 rebounds in the game. Kellan Grady had 19 points to lead the team in scoring as six different players recorded double figures. Kentucky hit 12-of-23 (.522) from three-point range in the game.

◆ Tshiebwe is averaging 15.5 points and 20.0 rebounds in the two games this season while Grady is averaging 14.0 points while connecting on 7-of-13 (.538) from three-point range. It's been a balanced scoring attack for Kentucky as eight players are averaging seven or more points per game.

▶ THE MOUNT vs. the SOUTHEASTERN CONFERENCE

◆ Mount St. Mary's is 0-3 all-time against Conference USA opponents. The Mount's last game against an SEC opponent was an 89-76 loss at Arkansas on November 28, 2016.

◆ The Mountaineers are 0-1 against Arkansas, Kentucky and Auburn. The game against Kentucky was the in the First Round of the 1995 NCAA Tournament.

The Mount vs. the SEC

Date	Opponent	Result
Nov. 22, 2019	at #9 Kentucky	L, 62-82
Nov. 28, 2016	at Arkansas	L, 76-89
Mar. 16, 1995	vs. #2 Kentucky	L, 67-113
Nov. 26, 1988	at Auburn	L, 83-89

▶ NEC PRESEASON POLL

◆ Mount St. Mary's was picked to finish third in the annual

Northeast Conference Preseason Coaches Poll.


◆ Wagner collected seven of the 10 first-place votes en route to being tabbed the preseason favorite. Bryant, with two first-place votes, was picked second with the Mount third with the remaining first-place vote. Rounding out the rest of the poll in order was LIU in fourth, followed by Merrimack, Sacred Heart, St. Francis Brooklyn, Saint Francis U, Fairleigh Dickinson and Central Connecticut.

◆ The preseason All-NEC team includes reigning NEC Player of the Year in Wagner graduate student Alex Morales, Wagner forward Elijah Ford, LIU forwards Ty Flowers and Eral Penn, Bryant forward Peter Kiss and Sacred Heart guard Tyler Thomas.

2021-22 NEC Preseason Coaches Poll

1. Wagner (7)
 2. Bryant (2)
 3. Mount St. Mary's (1)
 4. LIU
 5. Merrimack
 6. Sacred Heart
 7. St. Francis Brooklyn
 8. Saint Francis U
 9. Fairleigh Dickinson
 10. Central Connecticut
- First Place votes in ().

BOWTIES FOR COACH PHELAN



◆ The Mountaineers are wearing a bowtie patch on their uniforms this season to honor the memory of legendary Mount St. Mary's head coach Jim Phelan who passed away in June.

◆ Phelan arrived at the Mount in 1954, accepting a one-year contract to lead the team as the youngest coach in college basketball. 49 years later, he had guided the efforts of the Mountaineers' men's basketball program to 830 career victories and 16 trips to the NCAA Tournament. Along the way, he led the Mount to the 1962 College Division National Championship and four more Final Four appearances in 1957, 1961, 1981 and 1985.

◆ His career win total stands 13th all-time in NCAA men's basketball history and he was the winningest active coach in the sport from 1997 to 2003, following the retirement of Dean Smith at North Carolina. Beginning his career as the youngest coach in 1954, Phelan ended as the oldest active coach, retiring at the age of 73. His 49 seasons coached are the third-most for any coach in one single location.

THE ALL-TIME SERIES vs. KENTUCKY

- ▶ This will be the third meeting all-time between the Mount and Kentucky. The teams last met two seasons ago with the Wildcats earning an 82-62 win at Rupp Arena.
- ▶ Damian Chong Qui led the Mountaineers with 11 points, with three more players in double figures. Omar Habwe added 10 points with a team high seven rebounds, and Malik Jefferson and Brandon Leftwich also registered 10 points each. Kentucky was led by Nick Richards with 19 and 16 points and seven rebounds from Ashton Higgins.
- ▶ Collin Nnamene buried a trey with 10:13 in the first half for a 18-17 lead and Brandon Leftwich followed that with a jumper to make it 20-19 with 7:35 remaining. A pair of free throws extended the lead to three, the Mount's largest of the night. However, a 6-0 Kentucky run late in the half gave the Wildcats a 39-34 edge at the break. Kentucky hit 12 of its first 13 shots from the field in the second half to break open a close game en route to a 20-point victory.
- ▶ The Wildcats posted a 113-67 victory over the Mountaineers on March 16, 1995, in the First Round of the NCAA Tournament at the Pyramid in Memphis, Tenn.
- ▶ Tony Delk led Kentucky with 20 points while Walter McCarty added 17 points and 11 rebounds. Chris McGuthrie led the Mount with 20 points while Riley Inge chipped in 15 points and eight assists.
- ▶ The Mount is 0-4 all-time against the SEC, with two losses to Kentucky and one each to Auburn and Arkansas.

SERIES QUICK FACTS

Overall	Kentucky leads, 2-0
at Kentucky	0-1
at Mount.....	0-0
at Neutral Site.....	0-1
First Meeting.....	UK 113, Mount 67 (3-16-1995)
Engelstad vs. Kentucky.....	0-1

Most Mount Points.....	67 (3-16-1995)
Most Kentucky Points	113 (3-16-1995)
Fewest Mount Points	62 (11-22-2019)
Fewest Kentucky Points	113 (3-16-1995)
Current Streak	L2
Longest Mount Streak.....
Longest Kentucky Streak.....	L2
In Overtime.....

GAME BY GAME

DATE	SITE	W/L	SCORE
3-16-1995	N	L	67-113
11-22-2019	A	L	62-92

Kentucky leads, 2-0
Home: 0-0 * Away: 0-1
Neutral: 0-1

▶ MOUNT vs. RANKED OPPONENTS

- ◆ Mount St. Mary's is 1-33 all-time against ranked opponents. The Mountaineers opened the season with a 91-51 loss at No. 4 Villanova on November 9.
- ◆ This will be the third time the Mount has faced a ranked Kentucky team. The Mountaineers lost to #2 Kentucky, 113-67, in the NCAA First Round in 1995 and then fell to the #9 Wildcats, 82-62, on Nov. 22, 2019.
- ◆ The Mount's win came at No. 21 Georgia Tech on Dec. 18, 1995. Jeff Balistrere hit a game-winning lay-up at the buzzer to send the Mount to the win.
- ◆ Head coach Dan Engelstad is 0-3 against ranked opponents at the Mount.

The Mount vs. Ranked Opponents

Date	Result
Nov. 9, 2021	#4 Villanova 91, Mount St. Mary's 51
Nov. 22, 2019	#9 Kentucky 82, Mount St. Mary's 62
Nov. 12, 2019	#20 Washington 56, Mount St. Mary's 46
Nov. 13, 2017	#13 Notre Dame 88, Mount St. Mary's 62
Mar. 16, 2017	#1 Villanova 76, Mount St. Mary's 56
Nov. 26, 2016	#25 Michigan 64, Mount St. Mary's 47
Nov. 14, 2016	#20 Iowa State 73, Mount St. Mary's 55
Nov. 11, 2016	#20 West Virginia 87, Mount St. Mary's 59
Nov. 21, 2015	#10 Gonzaga 101, Mount St. Mary's 56
Nov. 13, 2015	#3 Maryland 80, Mount St. Mary's 56
Dec. 9, 2014	#25 Notre Dame 93, Mount St. Mary's 67
Nov. 14, 2014	#2 Arizona 78, Mount St. Mary's 55
Nov. 29, 2013	#1 Michigan State 98, Mount St. Mary's 65
Dec. 19, 2012	#6 Indiana 93, Mount St. Mary's 54
Nov. 11, 2011	#22 Marquette 91, Mount St. Mary's 37
Nov. 30, 2009	#18 Georgetown 83, Mount St. Mary's 62
Nov. 14, 2009	#17 Oklahoma 95, Mount St. Mary's 71
Dec. 20, 2008	#15 Georgetown 69, Mount St. Mary's 58
Mar. 21, 2008	#1 North Carolina 113, Mount St. Mary's 74
Jan. 4, 2005	#22 Maryland 89, Mount St. Mary's 56
Nov. 29, 2003	#21 Notre Dame 78, Mount St. Mary's 64
Jan. 5, 2003	#7 Texas 80, Mount St. Mary's 64
Nov. 16, 2000	#18 Wake Forest 108, Mount St. Mary's 61
Dec. 29, 1999	#22 Oklahoma 94, Mount St. Mary's 41
Mar. 12, 1999	#2 Michigan State 76, Mount St. Mary's 53
Nov. 22, 1997	#23 Maryland 102, Mount St. Mary's 74
Dec. 21, 1996	#10 Villanova 91, Mount St. Mary's 66
Dec. 18, 1995	Mount St. Mary's 71, #21 Georgia Tech 69
Nov. 25, 1995	#11 Wake Forest 75, Mount St. Mary's 62
Mar. 16, 1995	#2 Kentucky 113, Mount St. Mary's 67
Dec. 20, 1993	#14 Georgia Tech 79, Mount St. Mary's 62
Dec. 1, 1961	#5 Providence 65, Mount St. Mary's 59
Dec. 19, 1951	#18 Villanova 97, Mount St. Mary's 64
Dec. 18, 1950	#18 Villanova 92, Mount St. Mary's 61

▶ RECORD-BREAKING PERFORMANCE

- ◆ Mount St. Mary's had a record-breaking night in the 117-62

win over Washington (Md.) on November 11 at Knott Arena. The 117 points scored are the most by a Mount team since the school moved to NCAA Division I in 1988-89, besting the previous mark of 113 set in a 22-point win over Marist on February 24, 1991.

- ◆ The 117 points scored are the ninth-most in a game in Mount history and the most points scored in a game by a Mountaineer team since a 119-82 win over Catholic on January 23, 1984, in a game played at Memorial Gym.
- ◆ It was the first time the Mountaineers surpassed the 100-point mark at Knott Arena since a 103-86 win over LIU on January 14, 1995, and first time overall that the Mount has scored 100 points in a game since a 103-84 win over Norfolk State on Jan. 3, 2014.
- ◆ The Mount's 55-point margin of victory was the biggest in a game since the Mount moved to NCAA Division I as well. The last time the Mount won by more points was a 116-50 drubbing of UMBC on Feb. 28, 1986.

▶ RECORD-SETTING HALF

- ◆ Mount St. Mary's led Washington (Md.), 61-40, at the half in the 117-62 win on November 11. The 61 points scored are the most in a first half since the Mount moved to NCAA Division I.

Top Scoring Halves in Division I (Since 1988-89)

Points	Half	Opponent	Date	Final Score
63	2nd	Marist	2/24/1994	W, 113-91
62	2nd	LIU Brooklyn	2/4/1991	W, 109-98
62	2nd	at Marist	1/25/1990	W, 100-89
61	1st	Washington (Md.)	1/11/2021	W, 117-62
61	2nd	at Towson	12/7/1991	W, 91-77

▶ JALEN BENJAMIN MAKES STRONG HOME DEBUT

- ◆ Junior guard Jalen Benjamin scored a team-high 20 points while adding seven assists in the Mount's 117-62 win over Washington (Md.) in the home opener on November 11. Benjamin connected on 6-of-9 from three-point range in the game, matching his career high for threes in a game.
- ◆ Benjamin transferred to the Mount this season after spending the past two years at UAB, where he scored 637 points in 60 career games played (29 starts).
- ◆ Benjamin's 20-point effort in the victory over Washington College was the sixth time in his career he has reached the 20-point plateau. His career high is 29 points set against Southern Mississippi.

▶ FRONT COURT EXPERIENCE

- ◆ The Mountaineers are an experience group with three seniors starting at the forward positions. Malik Jefferson has started 88 times in 89 career appearances for the Mount in his career while Nana Opoku has 72 starts in 88 games played. Mezie Offurum is the final part of the trio, and he has

started all 26 games since arriving at the Mount after spending his first two seasons at George Washington.

- ◆ For their career, the three players have combined for 1,863 points and 1123 rebounds in 248 career games played and 190 career starts.

▶ JEFFERSON STARTS STRONG

- ◆ Senior forward Malik Jefferson has started the season strong, averaging a team-best 13.7 points this year.
- ◆ Jefferson opened the year with a team-high 13 points in the Mount's loss at No. 4 Villanova on 6-of-7 shooting. He followed with 16 points on 8-of-8 shooting in the Mount's drubbing of Washington College. He added 12 points and six boards in the loss to Saint Joseph's.
- ◆ Jefferson is shooting 73.1 percent (19-of-26) from the field on the season, and is now shooting 57.1 percent for his career at the Mount. That puts him fifth on the Mount's all-time list in career field goal percentage.
- ◆ Jefferson has 610 career rebounds for the Mountaineers, becoming just the seventh player at the Mount to reach 600 rebounds since the school moved to NCAA Division I.
- ◆ Jefferson has 13 career double-doubles, tied for second all-time at Mount St. Mary's in the Division I era.

Mount Top 10 Career Rebounders (NCAA Division I Era) Since 1988-89

Rank	Blocks	Name	Years
1.	746	Michael Watson	1991-95
2.	725	Mychal Kearse	2003-07
3.	660	Kelly Beidler	2006-10
4.	628	Pat Atangana	2000-04
5.	615	Gregory Harris	1996-00
6.	612	Gregory Graves	2012-16
7.	610	Malik Jefferson	2018-
8.	549	Chris Wray	2014-18
9.	548	Markus Mitchell	2005-09
10.	510	Gerben Van Dorpe	1994-98

Most Career Double-Doubles at the Mount (Division I Era)

Name	Double-Doubles
Michael Watson	15
Malik Jefferson	13
Mychal Kearse	13
Pat Atangana	13
Riley Inge	11
Alex Watson	11

▶ ON THE BLOCK

- ◆ Redshirt senior forward Nana Opoku led the Mount with 48 blocks last season, including five in the Northeast Conference Championship game against Bryant.

2021-22 Northeast Conference Standings

Team	NEC	Pct.	Overall	Pct.	Streak	Home	Away	Neutral
Wagner	0-0	.000	2-0	1.000	W2	1-0	1-0	0-0
Merrimack	0-0	.000	2-1	.667	L1	1-0	1-1	0-0
Bryant	0-0	.000	1-1	.500	L1	1-0	0-1	0-0
Mount St. Mary's	0-0	.000	1-2	.333	L1	1-0	0-2	0-0
Sacred Heart	0-0	.000	1-2	.333	L2	0-1	1-1	0-0
Fairleigh Dickinson	0-0	.000	0-0	.000	L1	0-0	0-0	0-0
Saint Francis U	0-0	.000	0-1	.000	L1	0-0	0-1	0-0
Central Connecticut	0-0	.000	0-2	.000	L2	0-0	0-2	0-0
LIU	0-0	.000	0-2	.000	L2	0-0	0-2	0-0
St. Francis Brooklyn	0-0	.000	0-2	.000	L2	0-1	0-1	0-0

* - Clinched NEC Tournament berth

THIS WEEK'S NEC SCHEDULE

Monday, November 15

Franciscan at Saint Francis U, 7 pm
Bryant at Clemson, 7 pm

Tuesday, November 16

Mount St. Mary's at Kentucky, 7 pm
Fisher (Mass.) at Sacred Heart, 7 pm
Central Connecticut vs. NC State, 8 pm

Wednesday, November 17

Central Connecticut vs. UMass Lowell, 5 pm
Merrimack at Army, 6 pm
LIU at Connecticut, 6:30 pm
Saint Peter's at Wagner, 7 pm

Thursday, November 18

St. Francis Brooklyn at Penn State, 7 pm
Saint Francis U at Virginia Tech, 8 pm
Fairleigh Dickinson at Northwestern, 9 pm

Friday, November 19

Mount St. Mary's at Robert Morris, 7 pm
Lehigh at Merrimack, 7 pm

Saturday, November 20

Bryant at Bethune-Cookman, 12 pm
Central Connecticut at Quinnipiac, 1 pm
Fairleigh Dickinson at St. John's, 6 pm
NJIT at Wagner, 7:30 pm
Fairfield at Sacred Heart, 8 pm

Head to Head in 2021-22 Regular Season

HOME	Result	+/-
Fairleigh Dickinson		
Wagner		
Sacred Heart		
Central Connecticut		
Saint Francis U		
Merrimack		
Bryant		
St. Francis Brooklyn		
LIU		
ROAD	Result	+/-
LIU		
St. Francis Brooklyn		
Bryant		
Merrimack		
Fairleigh Dickinson		
Wagner		
Saint Francis U		
Sacred Heart		
Central Connecticut		

ALL-TIME TEAM-BY-TEAM vs. the NORTHEAST CONFERENCE (Regular Season Games Only)

Opponent	All-Time	Streak	Home	Road	Under Engelstad
Bryant	11-9	W2	8-2	3-7	2-2
Central Connecticut	19-22	L1	9-10	10-12	3-2
Fairleigh Dickinson	25-34	W1	14-15	11-19	1-5
Long Island	31-29	W4	19-12	12-17	5-1
Merrimack	3-1	W3	3-0	0-1	3-1
Sacred Heart	25-13	W1	14-6	11-7	2-3
Saint Francis U	36-25	W2	22-9	14-16	2-4
St. Francis Brooklyn	30-31	L3	18-12	12-19	2-2
Wagner	21-41	L5	11-21	10-20	1-5

THE MOUNT'S RECORD WHEN

At home	1-0
On the road	0-2
Neutral Site	0-0
Overtime	0-0
Day Games	0-2
Night Games	1-0
Home NEC Regular Season	0-0
Away NEC Regular Season	0-0
Games decided by 1 point	0-0
Games decided by 2-5 points	0-0
Games decided by 6-9 points	0-0
Games decided by 10 points or more	1-2
When outrebounding opponent	1-0
When outrebounded by opponent	0-2
When rebounds equal	0-0
When leading at the half	1-0
When trailing at the half	0-2
When tied at the half	0-0
When playing teams w/ winning record	0-1
When playing teams w/ losing record	0-0
When playing teams w/ .500 record	1-1
When outshooting opponent	1-0
When outshot by opponent	0-2
When tied in shooting w/ opponent	0-0
When team has 30+ rebounds	0-0
When team has 40+ rebounds	0-0
When team has 50+ rebounds	1-0
When team shoots below 40%	0-1
When team shoots 40% or above	0-1
When team shoots 50% or above	1-0
When Mount makes 5-9 3-pointers	0-0
When Mount makes 10+ 3-pointers	1-0
When a Mount player scores 20+	1-0
When a Mount player scores 30+	0-0
When a Mount player scores 40+	0-0
When a Mount player has 10+ rebounds	0-0
When a Mount player has 10+ assists	0-0
When a Mount player at 5+ steals	0-0
SCORING	
When scoring 80+ points	1-0
When scoring 70-79 points	0-0
When scoring 60-69 points	0-1
When scoring below 60 points	0-1
When opponents score under 60 points	0-0
When opponents score 60-69 points	1-0
When opponents score 70-79 points	0-0
When opponents score 80+ points	0-2
STREAKS	
Coming off a win	0-1
Coming off a loss	1-0
Longest winning streak	W1
Longest losing streak	L1
Current Streak	L1
DAYS OF THE WEEK	
Monday	0-0
Tuesday	0-1
Wednesday	0-0
Thursday	1-0
Friday	0-0
Saturday	0-1
Sunday	0-0

◆ Opoku moved into third on the Mount's all-time block list with his five blocks at Bryant in the NEC title game last season.

Mount Top Five Career Blocked Shots

Rank	Blocks	Name	Years
1.	231	Mike Grimes	1984-88
2.	195	Gerben Van Dorpe	1994-98
3.	146	Nana Opoku	2018-
4.	141	Chris Wray	2014-18
5.	140	Michael Watson	1991-95

▶ NON-CONFERENCE SCHEDULE

◆ Since the move to NCAA Division I in 1988-89, the non-conference schedule has been a challenge for the Mountaineers. Due in a large part to the tough non-conference schedules the Mountaineers have faced, Mount St. Mary's holds a non-conference record of 97-237 (.290) in the Division I era.

◆ Playing on the road in non-conference action has been a challenge as the Mountaineers are 32-177 (.152) on the road in non-conference games since 1988. Mount St. Mary's is 55-45 (.550) at home and 8-15 (.348) on a neutral court over that time. The Mount is 13-78 (.143) over its past 91 non-conference road games.

◆ The Mount has had just one winning season in non-conference play at the Division I level. The 2002-03 team went 5-4 in non-conference action before finishing the year with an 11-16 record.

THE LAST TIME IT HAPPENED...

SCORING

A Player Scored 40 Points: Sam Prescott (44) vs. Bryant (2/14/13)
 A Player Scored 35 Points: Junior Robinson (39) vs. Loyola (12/2/17)
 A Player Scored 30 Points: Damian Chong Qui (30) at CCSU (1/22/21)
 A Player Scored 25 Points: Damian Chong Qui (30) at CCSU (1/22/21)
 A Player Scored 20 Points: Jalen Benjamin (20) vs. Washington (Md.) (11/11/21)
 Two players with 20+ points same game: Damian Chong Qui (22) and Josh Reaves (22) vs. Sacred Heart (1/31/21)
 A Player Scored at Least 30 Points in Back-to-Back Games: Chris McGuthrie, 32 at Loyola (12/16/95) and 37 at Georgia Tech (12/18/95)
 Five Players Scored in Double Figures in a Game: Jalen Benjamin (20), Malik Jefferson (16), Nana Opoku (14), Jaylin Gibson (14), Josh Reaves (12) vs. Washington (Md.) (11/11/21)
 Five Players Scored in Double Figures in Back-to-Back Games: vs. Fairleigh Dickinson (1/12/17) and Saint Francis U (1/14/17)
 Six Players Scored in Double Figures in a Game: Junior Robinson (25), Jonah Antonio (18), Greg Alexander (15), Chris Wray (12), Donald Carey (11) and Bobby Planutis (10), vs. Bryant (1/4/18)
 Leading Scorer off the Bench: Dakota Lewfew (15) at Saint Joseph's (11/13/21)

REBOUNDING

A Player Had 10+ Rebounds: Malik Jefferson (15) at Bryant (3/9/21)
 A Player Had 15+ Rebounds: Mezie Offurum (16) vs. Texas Southern (3/18/21)
 A Player Had 16+ Rebounds: Mezie Offurum (16) vs. Texas Southern (3/18/21)
 A Player Had 17+ Rebounds: Omar Habwe (17) vs. Bryant (1/10/19)
 A Player Had 18+ Rebounds: Malik Jefferson (20) at American (12/18/18)
 A Player Had 20+ Rebounds: Malik Jefferson (20) at American (12/18/18)
 A Player Had 25+ Rebounds: Bob Sutor (29) vs. Towson (12/15/69)
 Two Players Had Double-Figure Rebounds in the Same Game: Mezie Offurum (13) and Damian Chong Qui (11) at Fairleigh Dickinson (2/21/21)

ASSISTS

A Player Had 10+ Assists in a Game: Damian Chong Qui (10) vs. Merrimack (1/15/21)
 A Player Had 11+ Assists in a Game: Elijah Long (12) vs. Fairleigh Dickinson (1/12/17)
 A Player Had 12+ Assists in a Game: Elijah Long (12) vs. Fairleigh Dickinson (1/12/17)
 A Player Had 13+ Assists in a Game: Riley Inge (13) vs. Long Island (1/15/94)
 A Player Had 14+ Assists in a Game: Riley Inge (15) vs. Robert Morris (1/8/94)
 A Player Had 15+ Assists in a Game: Riley Inge (15) vs. Robert Morris (1/8/94)
 Two Players with Double-Figure Assists in the Same Game: Riley Inge (11) and Chris McGuthrie (10) at St. Francis (N.Y.) (2/11/95)

BLOCKS

A Player Had 5+ Blocks in a Game: Nana Opoku (5) at Bryant (3/9/21)
 A Player Had 6+ Blocks in a Game: Nana Opoku (6) vs. Sacred Heart (1/30/21)
 A Player Had 7+ Blocks in a Game: Nana Opoku (9) vs. Saint Francis U (2/2/19)
 A Player Had 8+ Blocks in a Game: Nana Opoku (9) vs. Saint Francis U (2/2/19)
 A Player Had 9+ Blocks in a Game: Nana Opoku (9) vs. Saint Francis U (2/2/19)
 A Player Had 10+ Blocks in a Game: Gerben Van Dorpe vs. Rider (1/11/96)

STEALS

A Player Had 5+ Steals in a Game: Mezie Offurum (6) at CCSU (1/21/21)
 A Player Had 6+ Steals in a Game: Mezie Offurum (6) at CCSU (1/21/21)
 A Player Had 7+ Steals in a Game: Jeremy Goode (7), vs. Loyola (12/1/07)
 A Player Had 8+ Steals in a Game: Riley Inge (8) at St. Francis (N.Y.) (1/13/96)
 A Player Had 9+ Steals in a Game: Riley Inge (9) at St. Francis (N.Y.) (1/13/96)
 A Player Had 10+ Steals in a Game: Durrelle Lewis (10) vs. Glassboro State (12/28/79)

DOUBLE-DOUBLES

A Player Had a Double-Double in Points and Rebounds: Mezie Offurum (10 points, 16 rebounds) vs. Texas Southern (3/17/21)
 A Player Had a Double-Double in Points and Assists: Damian Chong Qui (10 points, 10 assists) vs. Merrimack (1/15/21)
 Two Players Had Double-Doubles in the Same Game: Mezie Offurum (22 points and 13 rebounds) and Damian Chong Qui (14 points, 11 rebounds) at Fairleigh Dickinson (2/21/21)
 A Player Had Back-to-Back Double-Doubles: Malik Jefferson vs. Saint Francis U (10 points, 12 rebounds on 2/25/21), Wagner (10 points, 10 rebounds on 3/6/21) and at Bryant (10 points, 15 rebounds on 3/9/21)

MINUTES PLAYED

Played all 40 mins. (reg.): Damian Chong Qui (40) vs. Texas Southern (3/18/21)
 Played 50+ mins.: Chris Vann (53) and Jeremy Goode (50), at Long Island (1/4/07)
 Played 55+ mins.: Landy Thompson (55) at Central Connecticut (2/2/04)
 Played 60+ mins.: Dave Samuels (60), Dick Talley (60), Ed Pfeiffer (60), Dave Maloney (60) vs. Albright (3/9/1962)

TEAM STATISTICS

Scored 100+ points
 at Home: Mount 117, Washington (Md.) 62 (11/11/21)
 on Road: Mount 103, Norfolk State 84 (1/3/14)
 at Neutral Site: Mount 110, East Stroudsburg 90 (1/24/86)
 Scored 90+ points: Mount 117, Washington (Md.) 62 (11/11/21)
 Allowed 100+ points
 at Home: Wagner 109, Mount 99 (1/22/00)
 on Road: NC State 105, Mount 55 (11/6/18)
 at Neutral Site: North Carolina 113, Mount 74 (3/21/08)
 Allowed 90+ points: Villanova 91, Mount 51 (11/9/20)
 Allowed less than 50 points: Mount 64, LIU 46 (2/12/21)
 Allowed less than 40 points: Mount 59, St. Francis Brooklyn 39 (1/20/20)
 Most Points Scored in a Half (Division I Era):
 1st Half: 61, vs. Washington (Md.) (11/11/21), 1st Half: Final: MSM 117, WC 62
 2nd Half: 63, vs. Marist (2/24/94), 2nd half: Final: MSM 113, Marist 91
 Fewest Points Scored in a Half (Division I Era):
 1st Half: 11, at Virginia Tech (1/2/11), Final: Virginia Tech 99, Mount 34
 1st Half: 11, vs. Maryland Eastern Shore (1/19/14), Final: MDES 53, Mount 41
 2nd Half: 15, at Savannah State (12/22/11), Final: Savannah State 45, Mount 41
 2nd Half: 15, Wagner (2/16/21), Final: Wagner 61, Mount 39
 Fewest Points Allowed in a Half (Division I Era)
 1st Half: 10, Columbia (12/9/1997), Mount 69, Columbia 42 (Halftime Score: 31-10)
 1st Half: 13, at Robert Morris (1/14/2016), Mount 76, Robert Morris 52
 2nd Half: 14, at Central Connecticut (2/7/2015), Mount 63, Central Connecticut 46
 1st Half: 14, at Central Connecticut (2/16/1998), Mount 59, Central Connecticut 53
 Shot 60 percent or better: 63.0 (46-of-73) vs. Washington (Md.) (11/11/21)
 Shot 50 percent or better: 52.0 (26-of-50) at Fairleigh Dickinson (2/21/21)
 Blocked 10 shots: 10 at Bryant (3/9/21)
 Had 5 or fewer turnovers: 4 at Bryant (1/5/17)
 Forced 20 turnovers: 25 vs. Robert Morris (1/26/17)
 Won by 30+ points: Mount 83, St. Mary's (Md.) 44 (12/22/18)
 Won by 40+ points: Mount 80, Widener 33 (1/21/88)
 Won by 50+ points: Mount 117, Washington (Md.) 62 (11/11/21)
 Won 5 in a row: Jan. 25, 2018 thru Feb. 8, 2018 (5 Games)
 Won 10 in a row: Jan. 28, 2010 thru Mar. 7, 2010 (11 Games)
 Won 15 in a row: Jan. 20, 1996 thru Mar. 1, 1996 (15 Games)
 Won 20 in a row: Feb. 12, 1957 thru Mar. 13, 1957 (21 games)

TOP COMEBACKS IN A WIN UNDER DAN ENGELSTAD

Deficit	Score	Time	Half	Final Score	Margin	Opponent	Date
18	36-18	1:31	1st	73-71	+2	at St. Francis Brooklyn	3-2-19
13	22-9	9:10	1st	67-65	+2	at Bryant	1-11-20
12	21-9	13:37	1st	67-63	+4	at Long Island	2-6-20
11	38-27	1:37	1st	76-62	+14	Robert Morris	2-14-19

TOP DEFICITS OVERCOME UNDER DAN ENGELSTAD

Deficit	Score	Time	Half	Final Score	Margin	Opponent	Date
18	36-18	1:31	1st	73-71	+2	at St. Francis Brooklyn	3-2-19
15	30-15	6:44	1st	69-60	-11	at Saint Francis U	1-3-19
14	30-16	1:50	1st	59-62	-3	at Robert Morris	1-5-19
13	22-9	9:10	1st	67-65	+2	at Bryant	1-11-20
12	30-18	7:09	1st	61-67 (ot)	-6	at Wagner	2-18-20
12	21-9	13:37	1st	67-63	+4	at Long Island	2-6-20

TOP COMEBACKS IN A WIN (NCAA DIVISION I ERA)

Deficit	Score	Time	Half	Final Score	Margin	Opponent	Date
21	25-4	6:13	1st	61-54	+7	at Long Island	1-17-15
19	56-37	9:15	2nd	72-71	+1	St. Francis Brooklyn	3-5-14
18	36-18	1:31	1st	73-71	+2	at St. Francis Brooklyn	3-2-19
18	32-14	1:00	1st	61-59	+2	Monmouth	1-15-97
17	44-27	2:24	1st	81-73	+8	Bucknell	12-8-15

TOP DEFICITS OVERCOME (NCAA DIVISION I ERA)

Deficit	Score	Time	Half	Final Score	Margin	Opponent	Date
21	25-4	6:13	1st	61-54	+7	at Long Island	1-17-15
19	21-2	11:32	1st	71-64	-7	vs. Albany	3-18-14
19	56-37	9:15	2nd	72-71	+1	St. Francis Brooklyn	3-5-14
18	36-18	1:31	1st	73-71	+2	at St. Francis Brooklyn	3-2-19
18	32-14	1:00	1st	61-59	+2	Monmouth	1-15-97
17	44-27	2:24	1st	81-73	+8	Bucknell	12-8-15
17	44-27	18:55	2nd	60-69	-9	vs. Furman	11-27-15
17	36-19	1:04	1st	60-63	-3	St. Francis Brooklyn	2-17-11

NOTES: The Mountaineers have rallied from a double-digit deficit to take the lead 13 times under head coach Dan Engelstad...The Mount has a 6-7 record in those contests...Since moving to NCAA Division I, the Mount has rallied from a double-digit deficit to take the lead 89 times...The Mountaineers own a 47-42 record in those games.

THE MOUNT BY POSSESSION

GAME	Offense PPP	Defense PPP
at Villanova	0.82	1.47
Washington (Md.)	1.60	0.85
at Saint Joseph's	0.87	1.16
at Kentucky		
at Robert Morris		
at Ohio		
Navy		
Howard		
at Loyola		
at Santa Clara		
American		
Morgan State		
UMBC		
Fairleigh Dickinson		
Wagner		
at LIU		
at St. Francis Brooklyn		
at Bryant		
at Merrimack		
Sacred Heart		
Central Connecticut		
at Fairleigh Dickinson		
Saint Francis U		
Merrimack		
Bryant		
at Wagner		
at Saint Francis U		
St. Francis Brooklyn		
LIU		
at Sacred Heart		
at Central Connecticut		

OVERALL

Mount offensive high - 1.60 vs. Washington (Md.) (11-11-21)
 Mount offensive low - 0.82 at Villanova (11-9-21)

Mount defensive high - 1.47 at Villanova (11-9-21)

Mount defensive low - 0.85 vs. Washington (Md.) (11-11-21)

NEC PLAY

Mount offensive high -
 Mount offensive low -

Mount defensive high -

Mount defensive low -

All-Time 20-Point Games

(Since Joining NCAA Division I)

Name	20-Point Games
Chris McGuthrie	51
Junior Robinson	34
Kevin Booth	33
Gregory Harris	28
Landy Thompson	28
Jeremy Goode	21
Rashad Whack	19
Julian Norfleet	19
Riley Inge	18
John Miller	16
Chris Vann	15
Jalen Gibbs	11
Vado Morse	10
Elijah Long	10
BK Ashe	10
Michael Watson	10
Scott Murphy	8
Mike Tate	8
Gerben Van Dorpe	8
Damian Chong Qui	7
Charles Cook	7
Jean Calou	6
Silas Cheung	6
Jamion Christian	6
Robert Balgac	6
Phil Galvin	5
Jeff Hall	5
Malik Jefferson	4
Sam Prescott	4
Shivauchn Wiggins	4
Pat Atangana	4
Jerry Lloyd	4
Melvin Whitaker	4
Shawn Atupem	4
Miles Wilson	4
Chris Wray	3
Gregory Graves	3
Lamar Trice	3
Eric Bethel	3
Kiel Butler	3
Chris Cavanaugh	3
Tommy Leviden	3
Aaron Herbert	3
Keith Price	3
Alex Watson	3
Terrence Wilson	3
Omar Habwe	3
Jonah Antonio	2
Kevin Parker	2
Danny Thompson	2
Kelly Beidler	2
Will Holland	2
Mychal Kearse	2
Irv Conwell	2
Mezie Offurum	2
Jalen Benjamin	2
Josh Reeves	1
Nana Opoku	1
Dee Barnes	1
Charles Glover	1
Will Miller	1
Chris Martin	1
Andrew Smeathers	1
Raven Barber	1
Koki Adasi	1
Mike Brown	1
Anthony Carr	1
Nick Dodson	1
Newton Gayle	1
Doug John	1
Antonio Johnson	1
Deve Kapona	1
Angel Rivera	1
Sefton Robinson	1
Konata Springer	1
Chad Stull	1
Larry Townes	1
Cliff Warren	1

All-Time 30-Point Games

(Since Joining NCAA Division I)

Name	30-Point Games
Chris McGuthrie	13
Kevin Booth	7
Landy Thompson	6
Junior Robinson	5
Scott Murphy	2
Damian Chong Qui	1
Jalen Gibbs	1
Julian Norfleet	1
Rashad Whack	1
Charles Cook	1
Gregory Harris	1
Riley Inge	1

All-Time 40-Point Games

(Since Joining NCAA Division I)

Name	40-Point Games
Chris McGuthrie	1
Sam Prescott	1

All-Time Double-Doubles

(Since Joining NCAA Division I)

Name	Double-Doubles
Michael Watson	15
Malik Jefferson	13
Mychal Kearse	13
Pat Atangana	13
Riley Inge	11
Alex Watson	11
Gregory Harris	9
Gregory Graves	8
Kelly Beidler	8
Gerben Van Dorpe	7
Nana Opoku	6
Randy Edney	6
Anthony Carr	6
Chris Cavanaugh	6
Chris Wray	5
Melvin Whitaker	5
Tony Hayden	5
Robert Balgac	4
Newton Gayle	4
Chad Stull	4
Mezie Offurum	3
Danny Thompson	3
Jeremy Goode	3
Damian Chong Qui	2
Junior Robinson	2
Miles Wilson	2
Elijah Long	2
Julian Norfleet	2
Rashad Whack	2
Markus Mitchell	2
Nick Dodson	2
Chris McGuthrie	2
Mike Tate	2
Jeff Hall	2
Omar Habwe	1
Jonah Antonio	1
Donald Carey	1
Mawdo Sallah	1
Taylor Danaher	1
BK Ashe	1
Raven Barber	1
Kelvin Parker	1
Will Holland	1
Sam Atupem	1
Kiel Butler	1
Landy Thompson	1
Jerry Lloyd	1
Angel Rivera	1
Jamion Christian	1
Aaron Herbert	1
Keith Price	1
Terrence Wilson	1
Michael Cook	1
Konata Springer	1
Mike Brown	1
Kevin Booth	1

Starter/Bench Scoring

Game	Total	Starters	Bench
at Villanova	51	42	9
Washington (Md.)	117	68	49
at Saint Joseph's	60	36	24
at Kentucky			
at Robert Morris			
at Ohio			
Navy			
Howard			
at Loyola			
at Santa Clara			
American			
Morgan State			
UMBC			
Fairleigh Dickinson			
Wagner			
at LIU			
at St. Francis Brooklyn			
at Bryant			
at Merrimack			
Sacred Heart			
Central Connecticut			
at Fairleigh Dickinson			
Saint Francis U			
Merrimack			
Bryant			
at Wagner			
at Saint Francis U			
St. Francis Brooklyn			
LIU			
at Sacred Heart			
at Central Connecticut			

DUNK SCOREBOARD

Dunks	2021-22	Career
Malik Jefferson	4	44
Nana Opoku	2	63
Mezie Offurum	2	8
Jaylin Gibson	2	2
Deandre Thomas	1	1
Frantisek Barton	0	2



HEAD COACH DAN ENGELSTAD

4th Season at Mount St. Mary's; 9th Season Overall ♦ Career Record: 137-90 ♦ St. Mary's (Md.) (2007)

Dan Engelstad led the Mount back to the NCAA Tournament in his third season at the helm of the program last year. Named the 22nd head coach in Mount St. Mary's men's basketball program history on May 9, 2018, Engelstad led the Mount to road wins at Wagner and Bryant to secure the Mount's sixth NEC title. He guided the Mount to a 12-11 season overall and a 9-7 mark in the NEC in 2020-21.

Engelstad, a former assistant coach at the Mount under Milan Brown, spent five seasons at the helm of Southern Vermont College (SVC) in Bennington, Vermont, where he led a remarkable turnaround and helped carry the program to new heights. The Bethesda, Maryland native posted a 104-34 (.754) career record at SVC, was named the New England Collegiate Conference (NECC) Coach of the Year three times, and helped guide the program to a pair of NECC Championships, including the

school's first-ever title in 2016.

Engelstad took over at Southern Vermont following a 1-24 season, and guided SVC to one of the top turnarounds in the country in 2013-14. The Mountaineers, who finished the campaign at 16-10 overall, opened the season with a victory over nationally-ranked Williams College, and went on to win the Tri-State Tournament and finish fourth in the NECC, as they earned their first playoff berth since 2011.

The following year, Engelstad led the Mountaineers to a historic season as they finished with the best record in program history at 25-4 overall, and went a perfect 16-0 in NECC play. Engelstad earned his first of three NECC Coach of the Year Awards that season after guiding Southern Vermont to a regular season title and an appearance in the conference championship game. Although the Mountaineers lost in the NECC Championship game, they were invited to the Eastern College Athletic Conference (ECAC) Division III New England Tournament as the No. 1 seed, where they defeated Anna Maria and Fitchburg State to capture the school's first-ever ECAC Championship in any sport. In addition to Engelstad earning coach of the year honors, he also saw his players collect the NECC Player of the Year (DeShawn Hamlet) and Rookie of the Year (Daemond Carter) Awards.

In 2015-16, Engelstad's Mountaineers went 24-4 on the year and recorded their second straight undefeated record in conference play at 16-0, earning Engelstad Coach of the Year honors once again. Entering the conference tournament as the top-seed, SVC rolled past Regis College and Becker College to earn its first-ever NECC Championship and second berth to the Division III NCAA Tournament, where the Mountaineers were eventually edged by Tufts. Engelstad became the program's all-time winningest coach during the season with a victory over Elms College on February 18.

During the 2016-17 campaign, SVC received weekly recognition in the NCAA Division III Northeast regional rankings and received votes for the national top-25 poll. Engelstad led the Mountaineers to their third consecutive Tri-State Shootout Tournament Championship during the regular season, and helped SVC reach the NECC Title game for the third straight season as well.

Engelstad guided the Mountaineers to another 20-plus win season in 2017-18 as they earned the No. 1 seed in the NECC Tournament for the fourth consecutive year. In the conference tournament, they topped Lesley College and Becker to capture the second NECC Title in program history, and Engelstad earned Coach of the Year honors for his third time in five seasons. In addition to his own personal honors, his players won two major awards as Mike Pierre was tabbed the NECC Player of the Year and Daemond Carter earned NECC Defensive Player of the

The Engelstad File

Birthdate: October 11, 1984

Hometown: Bethesda, Md.

Age: 37 (Born Oct. 11, 1948)

Alma Mater / Year: St. Mary's (Md.) / 2007

Degree: Bachelor of Arts (Political Science)

High School: Walt Whitman

COLLEGIATE COACHING EXPERIENCE

Mount St. Mary's University, Emmitsburg, Md.

-Head Coach (2018-)

Southern Vermont College, Bennington, Vt.

-Head Coach (2013-18)

Holy Cross University, Worcester, Mass.

-Assistant Coach (2010-13)

Mount St. Mary's University

-Assistant Coach (2007-10)

PLAYING EXPERIENCE

St. Mary's College, St. Mary's City, Md.

-Guard (2003-07)

Walt Whitman High School, Bethesda, Md.

-Guard (1998-2002)

Year-by-Year Coaching Record

School	Year	Record	Conf. Record	Conference Finish	Postseason
Southern Vermont	2013-14	16-10 (.615)	10-6 (.625)	T3rd	
Southern Vermont	2014-15	25-4 (.862)	16-0 (1.000)	1st	ECAC Tournament
Southern Vermont	2015-16	24-4 (.857)	16-0 (1.000)	1st	NCAA Tournament (1st Round)
Southern Vermont	2016-17	17-10 (.630)	14-2 (.875)	1st	
Southern Vermont	2017-18	22-6 (.786)	12-2 (.857)	1st	NCAA Tournament (1st Round)
Mount St. Mary's	2018-19	9-22 (.290)	6-12 (.333)	9th	
Mount St. Mary's	2019-20	11-21 (.344)	7-11 (.389)	T7th	
Mount St. Mary's	2020-21	12-11 (.522)	9-7 (.563)	T3rd	NCAA Tournament
Mount St. Mary's	2021-22	1-2 (.333)			
TOTAL		137-90 (.604)	90-42 (.682)		

Career Highlights: Three-time NECC Coach of the Year (2014-15, 2015-16 and 2017-18)...An assistant coach on the Mount's 2008 Northeast Conference Championship team that advanced to the NCAA Tournament...Led Southern Vermont to four consecutive NECC regular season titles...Led Mount to Northeast Conference title and NCAA Tournament bid in 2020-21.



NCAA TOURNAMENT 1995, 1999, 2008, 2014, 2017, 2021

STATISTICAL TRENDS UNDER ENGELSTAD

MOUNT ST. MARY'S IS...

At home	19-18
On the road	14-36
Neutral Site	0-2
Overtime	2-2
Day Games	16-28
Night Games	17-28
Home Northeast Conference	13-14
Away Northeast Conference	9-16
Games decided by 1 point	1-1
Games decided by 2-5 points	8-9
Games decided by 6-9 points	6-15
Games decided by 10 points or more	18-31
When outrebounding opponent	29-14
When outrebounded by opponent	4-40
When rebounds equal	1-2
When leading at the half	22-14
When trailing at the half	10-38
When tied at the half	1-4
When playing teams w/ winning record	12-24
When playing teams w/ losing record	14-19
When playing teams w/ .500 record	5-13
When outshooting opponent	29-9
When outshot by opponent	4-47
When tied in shooting w/ opponent	0-0
When team has 30-39 rebounds	15-33
When team has 40-49 rebounds	15-6
When team has 50+ rebounds	2-1
When team shoots below 40%	5-29
When team shoots 40% or above	24-26
When team shoots 50% or above	5-1
When Mount makes 5-9 3-pointers	20-37
When Mount makes 10+ 3-pointers	6-8
When a Mount player scores 20+	17-16
When a Mount player scores 30+	1-1
When a Mount player scores 40+	0-0
When a Mount player has 10+ rebounds	17-14
When a Mount player has 10+ assists	1-0
When a Mount player at 5+ steals	1-0
SCORING	
When scoring 80+ points	3-0
When scoring 70-79 points	18-9
When scoring 60-69 points	10-24
When scoring below 60 points	2-23
When opponents score under 60 points	15-6
When opponents score 60-69 points	13-15
When opponents score 70-79 points	5-19
When opponents score 80+ points	0-16
STREAKS	
Coming off a win	13-18
Coming off a loss	19-36
Longest winning streak	W4
Longest losing streak	L9
Current Streak	L1
DAYS OF THE WEEK	
Monday	1-1
Tuesday	4-7
Wednesday	1-7
Thursday	9-12
Friday	3-7
Saturday	12-18
Sunday	3-4

Year honors.

Prior to his time at Southern Vermont, Engelstad served as an assistant coach for three years (2010-13) at Holy Cross, where he was the defensive coordinator and played a vital role in recruiting and scouting. While at Holy Cross, he recruited and assisted in the development of current Toronto Raptor Malcolm Miller.

Engelstad started his career as an assistant coach at Mount St. Mary's from 2007-10 under Brown. He helped guide the Mount to a 2008 Northeast Conference Championship, which was the third title in program history. The Mountaineers went on to record their first-ever NCAA Division I Tournament win with a victory over Coppin State in the opening round.

Outside of the collegiate realm, Engelstad was a head coach in The Basketball Tournament, commonly known as TBT, which is a 5-on-5, winner take all tournament composed of professional players, some of whom have previously played in the NBA, at major Division I colleges, and on professional international teams.

Engelstad is also the director and founder of the Fast Break Basketball Camp in Bethesda, Maryland, and coached the Walt Whitman Varsity Summer League team in 2005 and 2006. In the summer of 2006, Engelstad served as an intern in the Washington Wizards front office, where he worked for President of Basketball Operations, Ernie Grunfeld.

Engelstad is a 2007 graduate of St. Mary's College (Maryland) with a bachelor's degree in political science. He served as a team captain (2004-07) for the Seahawks and graduated as the school's all-time leader with 419 career assists.

Engelstad is married to the former Camille Trainor, and the two have daughters Laney and Elise.

ENGELSTAD'S RECORD BY OPPONENT

American	1-1	St. John's	0-1
Bryant	3-2	St. Mary's (Md.)	1-0
Central Connecticut	3-2	Texas Southern	0-1
Coppin State	1-0	UAB	0-1
Fairleigh Dickinson	1-5	Utah Valley	1-0
Georgetown	0-1	Villanova	0-1
Gettysburg	1-0	VCU	0-1
Grand Canyon	0-1	Wagner	2-5
Hofstra	0-1	Washington	0-1
Howard	1-0	Washington (Md.)	1-0
Kentucky	0-1	Wilson	1-0
Lamar	0-1	ENGELSTAD'S RECORD BY CONFERENCE	
Lehigh	0-1	Atlantic Coast	0-1
Long Island	5-1	Atlantic 10	0-2
Loyola (Md.)	0-2	Big 10	0-3
Marshall	0-1	Big East	0-3
Maryland	0-2	Colonial	0-1
Merrimack	3-1	Conference USA	0-2
Minnesota	0-1	MEAC	3-2
Morgan State	1-1	Non Division I	4-0
Navy	0-2	Northeast	24-31
NC State	0-1	PAC 12	0-1
North Carolina A&T	0-1	Patriot League	1-6
Robert Morris	1-3	SEC	0-1
Sacred Heart	2-4	Southland	0-1
Saint Francis U	2-4	SWAC	0-1
Saint Joseph's	0-1	WAC	1-1
St. Francis Brooklyn	2-4		

DAKOTA LEFFEW

1

Guard | So. | 6-5 | 185
Hampton, Ga.
Jonesboro



2021-22 HIGHS

Category	Opponent	Date
Pts.....15	at Saint Joseph's	11-13-21
Reb.....5	at Villanova	11-9-21
FG.....4	at Saint Joseph's	11-13-21
FGA.....9	at Saint Joseph's	11-13-21
3FG.....		
3FGA.....2	at Saint Joseph's	11-13-21
FT.....7	at Saint Joseph's	11-13-21
FTA.....9	at Saint Joseph's	11-13-21
Ast.....3	Washington (Md.)	11-11-21
Stl.....3	at Saint Joseph's	11-13-21
Blk.....1	Washington (Md.)	11-11-21
Min.....28	at Saint Joseph's	11-13-21

CAREER HIGHS

Category	Opponent	Date
Pts.....15	at Saint Joseph's	11-13-21
Reb.....5	at Villanova	11-9-21
FG.....5	at VCU	12-5-20
FGA.....9	at Saint Joseph's	11-13-21
3FG.....3	vs. two opponents	
3FGA.....5	at VCU	12-5-20
FT.....7	at Saint Joseph's	11-13-21
FTA.....9	at Saint Joseph's	11-13-21
Ast.....3	Washington (Md.)	11-11-21
Stl.....3	at Saint Joseph's	11-13-21
Blk.....2	vs. two opponents	
Min.....28	vs. two opponents	

MISCELLANEOUS

Category	21-22	Career
10+ points.....	1	4
20+ points.....	0	0
5+ rebounds.....	1	1
10+ rebounds.....	0	0
2+ three-pointers.....	0	4
5+ assists.....	0	0
2+ steals.....	1	1
2+ blocks.....	0	2
Double-Doubles.....	0	0
Leading Scorer.....	1	2
Leading Rebounder.....	1	1
Assists Leader.....	0	0

2021-22 SEASON

◆ Tallied seven points and career-high five rebounds in season opener at No. 4 Villanova...Had six points and three assists in win over Washington (Md.)...Scored career high 15 points in Mount's loss at Saint Joseph's.

PREVIOUS NOTES

◆ Averaged 4.5 points and 1.9 rebounds in 11 games played last season...Suffered season-ending injury at Central Connecticut on January 22...Scored career-high 14 points at VCU...Had three double-figure scoring games as a freshman.

2021-22 Game-by-Game Statistics

Opponent	Date	MIN	FG-A	3FG-A	FT-A	O-R-D	PF	AST	TO	BLK	STL	PTS
at Villanova	11-9	23	3-5	0-1	1-1	1-4-5	2	1	4	0	0	7
WASHINGTON (Md.)	11-11	21	3-4	0-1	0-0	0-3-3	3	3	1	1	0	6
at Saint Joseph's	11-13	28	4-9	0-2	7-9	0-3-3	2	2	3	0	3	15
at Kentucky	11-16											
at Robert Morris	11-19											
at Ohio	11-22											
NAVY	11-27											
HOWARD	11-30											
at Loyola	12-4											
at Santa Clara	12-7											
AMERICAN	12-11											
MORGAN STATE	12-18											
UMBC	12-22											
FAIRLEIGH DICKINSON	12-29											
WAGNER	12-31											
at LIU	1-6											
at St. Francis Brooklyn	1-8											
at Bryant	1-15											
at Merrimack	1-17											
SACRED HEART	1-21											
CENTRAL CONNECTICUT	1-23											
at Fairleigh Dickinson	1-27											
SAINT FRANCIS U	1-29											
MERRIMACK	2-3											
BRYANT	2-5											
at Wagner	2-10											
at Saint Francis U	2-12											
ST. FRANCIS BROOKLYN	2-17											
LIU	2-19											
at Sacred Heart	2-24											
at Central Connecticut	2-26											

CAREER STATISTICS

Year	GP-GS	Min/Avg	Total		3-Point		FT-FTA	Pct	Rebounds				PF-FO	Ast	TO	Blk	Stl	Pts/Avg
			FG-FGA	Pct	FG-FGA	Pct			Off-Def	Tot	Avg							
2020-21	11-0	205/18.6	17-38	.447	10-27	.370	5-8	.625	3-18	21	1.9	20-1	9	22	7	3	49/4.5	
2021-22	3-0	73/24.3	10-18	.556	0-4	.000	8-10	.800	1-10	11	3.7	7-0	6	8	1	3	28/9.3	
TOTAL	14-0	278/19.9	27-56	.482	10-31	.323	13-18	.722	4-28	32	2.3	27-1	15	30	8	6	77/5.5	

CAREER NEC STATISTICS

Year	GP-GS	Min/Avg	Total		3-Point		FT-FTA	Pct	Rebounds				PF-FO	Ast	TO	Blk	Stl	Pts/Avg
			FG-FGA	Pct	FG-FGA	Pct			Off-Def	Tot	Avg							
2020-21	7-0	121/17.3	7-21	.333	4-14	.286	3-4	.750	0-15	15	2.1	11-0	5	11	4	2	21/3.0	
TOTAL	7-0	121/17.3	7-21	.333	4-14	.286	3-4	.750	0-15	15	2.1	11-0	5	11	4	2	21/3.0	

DEANDRE THOMAS

2

Guard | Sr. | 6-5 | 195
 Richmond, Va.
 Millwood School



2021-22 HIGHS

Category	Opponent	Date
Pts.....8	Washington (Md.)	11-11-21
Reb.....2	Washington (Md.)	11-11-21
FG.....4	Washington (Md.)	11-11-21
FGA.....6	Washington (Md.)	11-11-21
3FG.....1	at Saint Joseph's	11-13-21
3FGA.....2	at Saint Joseph's	11-13-21
FT.....2	at Saint Joseph's	11-13-21
FTA.....2	at Saint Joseph's	11-13-21
Ast.....6	Washington (Md.)	11-11-21
Stl.....1	at Saint Joseph's	11-13-21
Blk.....		
Min.....21	at Saint Joseph's	11-13-21

CAREER HIGHS

Category	Opponent	Date
Pts.....21	Troy	11-23-19
Reb.....7	vs. two opponents	
FG.....7	Troy	11-23-19
FGA.....13	at FDU	2-20-21
3FG.....7	Troy	11-23-19
3FGA.....11	Troy	11-23-19
FT.....7	at Wagner	3-6-21
FTA.....9	at Wagner	3-6-21
Ast.....6	vs. two opponents	
Stl.....4	ETSU	2-22-20
Blk.....1	vs. three opponents	
Min.....45	at Morehead St.	11-5-19

MISCELLANEOUS

Category	21-22	Career
10+ points	0	12
20+ points	0	1
5+ rebounds	0	11
10+ rebounds	0	0
2+ three-pointers	0	16
5+ assists	1	2
2+ steals	0	7
2+ blocks	0	0
Double-Doubles	0	0
Leading Scorer	0	3
Leading Rebounder	0	0
Assists Leader	0	2

2021-22 SEASON

◆ Played 18 minutes, posting two points and three assists in season opener at Villanova...Had eight points and six assists in 19 minutes in victory over Washington College.

PREVIOUS NOTES

◆ Averaged 8.3 points and 2.9 rebounds in 15 games played in first season with the Mount last year...Transferred to the Mount from Samford...Scored seasn-high 18 points in home win over Merrimack...Had 13 points in NEC semifinal win over Wagner...Shot 40.9 percent (27-of-66) from three-point range on the year.

2021-22 Game-by-Game Statistics

Opponent	Date	MIN	FG-A	3FG-A	FT-A	O-R-D	PF	AST	TO	BLK	STL	PTS
at Villanova	11-9	18	1-4	0-1	0-0	0-1-1	2	3	1	0	0	2
WASHINGTON (Md.)	11-11	19	4-6	0-0	0-0	2-0-2	4	6	0	0	0	8
at Saint Joseph's	11-13	21	1-5	1-2	2-2	0-0-0	1	0	1	0	1	5
at Kentucky	11-16											
at Robert Morris	11-19											
at Ohio	11-22											
NAVY	11-27											
HOWARD	11-30											
at Loyola	12-4											
at Santa Clara	12-7											
AMERICAN	12-11											
MORGAN STATE	12-18											
UMBC	12-22											
FAIRLEIGH DICKINSON	12-29											
WAGNER	12-31											
at LIU	1-6											
at St. Francis Brooklyn	1-8											
at Bryant	1-15											
at Merrimack	1-17											
SACRED HEART	1-21											
CENTRAL CONNECTICUT	1-23											
at Fairleigh Dickinson	1-27											
SAINT FRANCIS U	1-29											
MERRIMACK	2-3											
BRYANT	2-5											
at Wagner	2-10											
at Saint Francis U	2-12											
ST. FRANCIS BROOKLYN	2-17											
LIU	2-19											
at Sacred Heart	2-24											
at Central Connecticut	2-26											

CAREER STATISTICS

Year	GP-GS	Min/Avg	Total		3-Point		FT-FTA	Pct	Rebounds		PF-FO	Ast	TO	Blk	Stl	Pts/Avg	
			FG-FGA	Pct	FG-FGA	Pct			Tot	Avg							
2018-19*	28-1	339/12.1	30-66	.455	19-42	.452	5-6	.833	13-25	38	1.4	35-0	13	11	0	7	84/3.0
2019-20*	26-24	738/28.4	59-169	.349	25-90	.278	33-50	.660	19-57	76	2.9	43-0	36	33	2	22	176/6.8
2020-21	15-0	401/26.7	37-97	.381	27-66	.409	23-32	.719	7-36	43	2.9	22-0	17	16	1	6	124/8.3
2021-22	3-0	59/19.7	6-15	.400	1-3	.333	2-2	1.000	2-1	3	1.0	7-0	9	2	0	1	15/5.0
TOTAL	18-0	460/25.6	43-112	.384	28-69	.406	25-34	.735	9-37	46	2.6	29-0	26	18	1	7	139/7.7
All*	72-25	1537/21.3	132-347	.380	72-201	.358	63-90	.700	41-119	160	2.2	107-0	75	62	3	36	399/5.5

CAREER NEC STATISTICS

Year	GP-GS	Min/Avg	Total		3-Point		FT-FTA	Pct	Rebounds		PF-FO	Ast	TO	Blk	Stl	Pts/Avg	
			FG-FGA	Pct	FG-FGA	Pct			Tot	Avg							
2020-21	12-0	310/25.8	31-81	.383	23-57	.404	12-17	.706	5-31	36	3.0	17-0	12	12	1	5	97/8.1
TOTAL	12-0	310/25.8	31-81	.383	23-57	.404	12-17	.706	5-31	36	3.0	17-0	12	12	1	5	97/8.1

JAYLIN GIBSON

3



Guard | Fr. | 6-3 | 190
 Evanston, Ill.
 Legacy of Sports Sciences (Texas)

2021-22 HIGHS

Category	Opponent	Date
Pts.....	14	Washington (Md.) 11-11-21
Reb.....	6	Washington (Md.) 11-11-21
FG.....	4	Washington (Md.) 11-11-21
FGA.....	6	Washington (Md.) 11-11-21
3FG.....	2	Washington (Md.) 11-11-21
3FGA.....	4	Washington (Md.) 11-11-21
FT.....	4	Washington (Md.) 11-11-21
FTA.....	4	Washington (Md.) 11-11-21
Ast.....	2	Washington (Md.) 11-11-21
Stl.....		
Blk.....		
Min.....	15	Washington (Md.) 11-11-21

CAREER HIGHS

Category	Opponent	Date
Pts.....	14	Washington (Md.) 11-11-21
Reb.....	6	Washington (Md.) 11-11-21
FG.....	4	Washington (Md.) 11-11-21
FGA.....	6	Washington (Md.) 11-11-21
3FG.....	2	Washington (Md.) 11-11-21
3FGA.....	4	Washington (Md.) 11-11-21
FT.....	4	Washington (Md.) 11-11-21
FTA.....	4	Washington (Md.) 11-11-21
Ast.....	2	Washington (Md.) 11-11-21
Stl.....		
Blk.....		
Min.....	15	Washington (Md.) 11-11-21

MISCELLANEOUS

Category	21-22	Career
10+ points.....	1	1
20+ points.....	0	0
5+ rebounds.....	1	1
10+ rebounds.....	0	0
2+ three-pointers.....	1	1
5+ assists.....	0	0
2+ steals.....	0	0
2+ blocks.....	0	0
Double-Doubles.....	0	0
Leading Scorer.....	0	0
Leading Rebounder.....	1	1
Assists Leader.....	0	0

2021-22 SEASON

◆ Made collegiate debut at Villanova, playing five minutes...Hit double figures for first time in career with 14 points while adding six rebounds in win over Washington (Md.).

PREVIOUS NOTES

◆ Played his senior year at the Legacy of Sport Sciences in Texas after playing his first three years at Evanston High School.

2021-22 Game-by-Game Statistics

Opponent	Date	MIN	FG-A	3FG-A	FT-A	O-R-D	PF	AST	TO	BLK	STL	PTS
at Villanova	11-9	5	0-1	0-0	0-0	0-1-1	1	0	0	0	0	0
WASHINGTON (Md.)	11-11	15	4-6	2-4	4-4	1-5-6	1	2	3	0	0	14
at Saint Joseph's	11-13	6	0-1	0-0	2-2	0-2-2	0	0	0	0	0	2
at Kentucky	11-16											
at Robert Morris	11-19											
at Ohio	11-22											
NAVY	11-27											
HOWARD	11-30											
at Loyola	12-4											
at Santa Clara	12-7											
AMERICAN	12-11											
MORGAN STATE	12-18											
UMBC	12-22											
FAIRLEIGH DICKINSON	12-29											
WAGNER	12-31											
at LIU	1-6											
at St. Francis Brooklyn	1-8											
at Bryant	1-15											
at Merrimack	1-17											
SACRED HEART	1-21											
CENTRAL CONNECTICUT	1-23											
at Fairleigh Dickinson	1-27											
SAINT FRANCIS U	1-29											
MERRIMACK	2-3											
BRYANT	2-5											
at Wagner	2-10											
at Saint Francis U	2-12											
ST. FRANCIS BROOKLYN	2-17											
LIU	2-19											
at Sacred Heart	2-24											
at Central Connecticut	2-26											

CAREER STATISTICS

Year	GP-GS	Min/Avg	Total		3-Point		FT-FTA		Rebounds		PF-FO	Ast	TO	Blk	Stl	Pts/Avg	
			FG-FGA	Pct	FG-FGA	Pct	Pct	Off-Def	Tot	Avg							
2021-22	3-0	26/8.7	4-8	.500	2-4	.500	6-6	1.000	1-8	9	3.0	2-0	2	3	0	0	16/5.3
TOTAL	3-0	26/8.7	4-8	.500	2-4	.500	6-6	1.000	1-8	9	3.0	2-0	2	3	0	0	16/5.3

CAREER NEC STATISTICS

Year	GP-GS	Min/Avg	Total		3-Point		FT-FTA		Rebounds		PF-FO	Ast	TO	Blk	Stl	Pts/Avg
			FG-FGA	Pct	FG-FGA	Pct	Pct	Off-Def	Tot	Avg						
2021-22																
TOTAL																

**DOLA
ADEBAYO**

4

Forward | Fr. | 6-83 | 190
Ocala, Fla.
Canterbury School



2021-22 HIGHS		
Category	Opponent	Date
Pts.....		
Reb.....		
FG.....		
FGA.....		
3FG.....		
3FGA.....		
FT.....		
FTA.....		
Ast.....		
Stl.....		
Blk.....		
Min.....		

CAREER HIGHS		
Category	Opponent	Date
Pts.....		
Reb.....		
FG.....		
FGA.....		
3FG.....		
3FGA.....		
FT.....		
FTA.....		
Ast.....		
Stl.....		
Blk.....		
Min.....		

MISCELLANEOUS		
Category	21-22	Career
10+ points.....	0	0
20+ points.....	0	0
5+ rebounds.....	0	0
10+ rebounds.....	0	0
2+ three-pointers.....	0	0
5+ assists.....	0	0
2+ steals.....	0	0
2+ blocks.....	0	0
Double-Doubles.....	0	0
Leading Scorer.....	0	0
Leading Rebounder.....	0	0
Assists Leader.....	0	0

2021-22 SEASON

◆ Plans to redshirt for the 2021-22 season.

NEWS AND NOTES

◆ Averaged 14.1 points, 9.6 rebounds and 3.1 blocks while shooting 55 percent from the field and 40 percent from three-point range this last season at the Canterbury School.

2021-22 Game-by-Game Statistics

Opponent	Date	MIN	FG-A	3FG-A	FT-A	O-R-D	PF	AST	TO	BLK	STL	PTS
at Villanova	11-9											
WASHINGTON (Md.)	11-11											
at Saint Joseph's	11-13											
at Kentucky	11-16											
at Robert Morris	11-19											
at Ohio	11-22											
NAVY	11-27											
HOWARD	11-30											
at Loyola	12-4											
at Santa Clara	12-7											
AMERICAN	12-11											
MORGAN STATE	12-18											
UMBC	12-22											
FAIRLEIGH DICKINSON	12-29											
WAGNER	12-31											
at LIU	1-6											
at St. Francis Brooklyn	1-8											
at Bryant	1-15											
at Merrimack	1-17											
SACRED HEART	1-21											
CENTRAL CONNECTICUT	1-23											
at Fairleigh Dickinson	1-27											
SAINT FRANCIS U	1-29											
MERRIMACK	2-3											
BRYANT	2-5											
at Wagner	2-10											
at Saint Francis U	2-12											
ST. FRANCIS BROOKLYN	2-17											
LIU	2-19											
at Sacred Heart	2-24											
at Central Connecticut	2-26											

CAREER STATISTICS


Year	GP-GS	Min/Avg	Total		3-Point		FT-FTA	Rebounds			PF-FO	Ast	TO	Blk	Stl	Pts/Avg
			FG-FGA	Pct	FG-FGA	Pct		Pct	Off-Def	Tot						
2021-22																
TOTAL																

CAREER NEC STATISTICS

Year	GP-GS	Min/Avg	Total		3-Point		FT-FTA	Rebounds			PF-FO	Ast	TO	Blk	Stl	Pts/Avg
			FG-FGA	Pct	FG-FGA	Pct		Pct	Off-Def	Tot						
2021-22																
TOTAL																

JALEN BENJAMIN

5



Guard | Jr. | 5-10 | 160
Raleigh, N.C.
Meadowcreek (Ga.)

2021-22 HIGHS

Category	Opponent	Date
Pts.....20	Washington (Md.)	11-11-21
Reb.....4	at Villanova	11-9-21
FG.....7	Washington (Md.)	11-11-21
FGA.....10	Washington (Md.)	11-11-21
3FG.....6	Washington (Md.)	11-11-21
3FGA.....9	Washington (Md.)	11-11-21
FT.....2	at Saint Joseph's	11-13-21
FTA.....2	at Saint Joseph's	11-13-21
Ast.....7	Washington (Md.)	11-11-21
Stl.....1	vs. two opponents	
Blk.....		
Min.....29	at Villanova	11-9-21

CAREER HIGHS

Category	Opponent	Date
Pts.....29	Southern Miss.	1-23-20
Reb.....7	Alabama A&M	11-11-19
FG.....9	Southern Miss.	1-23-20
FGA.....18	Southern Miss.	1-23-20
3FG.....6	vs. three opponents	
3FGA.....13	Southern Miss.	1-8-21
FT.....10	vs. Duquesne	12-22-19
FTA.....11	vs. Duquesne	12-22-19
Ast.....7	Washington (Md.)	11-11-21
Stl.....2	vs. 13 opponents	
Blk.....1	vs. four opponents	
Min.....36	Memphis	12-7-19

MISCELLANEOUS

Category	21-22	Career
10+ points.....	1	33
20+ points.....	1	6
5+ rebounds.....	0	3
10+ rebounds.....	0	0
2+ three-pointers.....	1	35
5+ assists.....	1	5
2+ steals.....	0	13
2+ blocks.....	0	0
Double-Doubles.....	0	0
Leading Scorer.....	1	1
Leading Rebounder.....	0	0
Assists Leader.....	3	3

2021-22 SEASON

◆ Tallied seven points, four assists and four rebounds in his Mount debut at Villanova...Notched 20 points and seven assists while hitting 6-of-9 from three-point range in 117-62 win over Washington (Md.).

PREVIOUS NOTES

◆ Transferred to the Mount from UAB...Averaged 10.6 points in 60 career games at UAB with 29 starts...Scored career-high 29 points against Southern Miss on Jan. 23, 2020...Scored in double figures 32 times in his career while scoring 20 or more points five times... Made first collegiate start against the Mount while at UAB, posting 14 points in 32 minutes of action in a 58-51 win on Nov. 20, 2019...Scored final seven points of that game, including go-ahead three-pointer with 1:45 left.

2021-22 Game-by-Game Statistics

Opponent	Date	MIN	FG-A	3FG-A	FT-A	O-R-D	PF	AST	TO	BLK	STL	PTS
at Villanova	11-9	29	3-8	1-5	0-0	0-4-4	2	4	6	0	1	7
WASHINGTON (Md.)	11-11	20	7-10	6-9	0-0	0-1-1	1	7	1	0	0	20
at Saint Joseph's	11-13	26	2-9	0-2	2-2	0-0-0	2	4	4	0	1	6
at Kentucky	11-16											
at Robert Morris	11-19											
at Ohio	11-22											
NAVY	11-27											
HOWARD	11-30											
at Loyola	12-4											
at Santa Clara	12-7											
AMERICAN	12-11											
MORGAN STATE	12-18											
UMBC	12-22											
FAIRLEIGH DICKINSON	12-29											
WAGNER	12-31											
at LIU	1-6											
at St. Francis Brooklyn	1-8											
at Bryant	1-15											
at Merrimack	1-17											
SACRED HEART	1-21											
CENTRAL CONNECTICUT	1-23											
at Fairleigh Dickinson	1-27											
SAINT FRANCIS U	1-29											
MERRIMACK	2-3											
BRYANT	2-5											
at Wagner	2-10											
at Saint Francis U	2-12											
ST. FRANCIS BROOKLYN	2-17											
LIU	2-19											
at Sacred Heart	2-24											
at Central Connecticut	2-26											

CAREER STATISTICS

Year	GP-GS	Min/Avg	Total		3-Point		FT-FTA	Pct	Rebounds				PF-FO	Ast	TO	Blk	Stl	Pts/Avg
			FG-FGA	Pct	FG-FGA	Pct			Off-Def	Tot	Avg							
2019-20*	31-26	860/27.7	113-289	.391	53-165	.321	90-109	.826	14-72	86	2.8	48-0	48	48	4	22	369/11.9	
2020-21*	29-3	607/20.9	87-246	.354	54-164	.329	40-51	.784	5-31	36	1.2	33-0	45	35	0	22	268/9.2	
2021-22	3-3	74/24.7	12-27	.444	7-16	.438	2-2	1.000	0-5	5	1.7	5-0	15	11	0	2	33/11.0	
TOTAL	3-3	74/24.7	12-27	.444	7-16	.438	2-2	1.000	0-5	5	1.7	5-0	15	11	0	2	33/11.0	
All*	63-32	1541/24.5	212-562	.377	114-345	.330	132-162	.815	19-108	127	2.0	86-0	108	94	4	46	670/10.6	

* - Played at UAB from 2019-21.

CAREER NEC STATISTICS

Year	GP-GS	Min/Avg	Total		3-Point		FT-FTA	Pct	Rebounds				PF-FO	Ast	TO	Blk	Stl	Pts/Avg
			FG-FGA	Pct	FG-FGA	Pct			Off-Def	Tot	Avg							
2021-22																		
TOTAL																		

DANTE BOUCHARD

10

Guard | Fr. | 6-0 | 175
 Gloversville, N.Y.
 IMG Academy (Fla.)



2021-22 HIGHS		
Category	Opponent	Date
Pts.....		
Reb.....		
FG.....		
FGA.....		
3FG.....		
3FGA.....		
FT.....		
FTA.....		
Ast.....		
Stl.....		
Blk.....		
Min.....		

CAREER HIGHS		
Category	Opponent	Date
Pts.....		
Reb.....		
FG.....		
FGA.....		
3FG.....		
3FGA.....		
FT.....		
FTA.....		
Ast.....		
Stl.....		
Blk.....		
Min.....		

MISCELLANEOUS		
Category	21-22	Career
10+ points.....	0	0
20+ points.....	0	0
5+ rebounds.....	0	0
10+ rebounds.....	0	0
2+ three-pointers.....	0	0
5+ assists.....	0	0
2+ steals.....	0	0
2+ blocks.....	0	0
Double-Doubles.....	0	0
Leading Scorer.....	0	0
Leading Rebounder.....	0	0
Assists Leader.....	0	0

NEWS AND NOTES

◆ A four-year starter at Gloversville High School, finished his career second on the Dragons all-time scoring list with 2,085 points

2021-22 Game-by-Game Statistics

Opponent	Date	MIN	FG-A	3FG-A	FT-A	O-R-D	PF	AST	TO	BLK	STL	PTS
at Villanova	11-9		DNP	—	—	—	—	—	—	—	—	—
WASHINGTON (Md.)	11-11		DNP	—	—	—	—	—	—	—	—	—
at Saint Joseph's	11-13		DNP	—	—	—	—	—	—	—	—	—
at Kentucky	11-16											
at Robert Morris	11-19											
at Ohio	11-22											
NAVY	11-27											
HOWARD	11-30											
at Loyola	12-4											
at Santa Clara	12-7											
AMERICAN	12-11											
MORGAN STATE	12-18											
UMBC	12-22											
FAIRLEIGH DICKINSON	12-29											
WAGNER	12-31											
at LIU	1-6											
at St. Francis Brooklyn	1-8											
at Bryant	1-15											
at Merrimack	1-17											
SACRED HEART	1-21											
CENTRAL CONNECTICUT	1-23											
at Fairleigh Dickinson	1-27											
SAINT FRANCIS U	1-29											
MERRIMACK	2-3											
BRYANT	2-5											
at Wagner	2-10											
at Saint Francis U	2-12											
ST. FRANCIS BROOKLYN	2-17											
LIU	2-19											
at Sacred Heart	2-24											
at Central Connecticut	2-26											

CAREER STATISTICS

Year	GP-GS	Min/Avg	Total		3-Point		FT-FTA	Rebounds			PF-FO	Ast	TO	Blk	Stl	Pts/Avg
			FG-FGA	Pct	FG-FGA	Pct		Pct	Off-Def	Tot						
2021-22																
TOTAL																


CAREER NEC STATISTICS

Year	GP-GS	Min/Avg	Total		3-Point		FT-FTA	Rebounds			PF-FO	Ast	TO	Blk	Stl	Pts/Avg
			FG-FGA	Pct	FG-FGA	Pct		Pct	Off-Def	Tot						
2021-22																
TOTAL																

ELIJAH ELLIOTT

11

Guard | Jr. | 6-0 | 164
Houston, Texas
Jack Yates



2021-22 HIGHS		
Category	Opponent	Date
Pts.....9	Washington (Md.)	11-11-21
Reb.....4	Washington (Md.)	11-11-21
FG.....3	Washington (Md.)	11-11-21
FGA.....7	Washington (Md.)	11-11-21
3FG.....		
3FGA.....2	Washington (Md.)	11-11-21
FT.....3	Washington (Md.)	11-11-21
FTA.....3	Washington (Md.)	11-11-21
Ast.....3	Washington (Md.)	11-11-21
Stl.....2	Washington (Md.)	11-11-21
Blk.....		
Min.....15	Washington (Md.)	11-11-21

CAREER HIGHS		
Category	Opponent	Date
Pts.....26	at Cameron	1-9-21
Reb.....8	St. Mary's (Texas)	2-26-21
FG.....9	at Cameron	1-9-21
FGA.....21	at Cameron	1-9-21
3FG.....4	Lubbock Christian	12-18-20
3FGA.....11	Lubbock Christian	12-18-20
FT.....7	at Cameron	1-7-21
FTA.....10	Ark.-Ft. Smith	2-23-21
Ast.....8	St. Mary's (Texas)	2-27-21
Stl.....4	vs. four opponents	
Blk.....1	vs. two opponents	
Min.....45	at Cameron	1-9-21

MISCELLANEOUS		
Category	21-22	Career
10+ points.....	0	15
20+ points.....	0	5
5+ rebounds.....	0	2
10+ rebounds.....	0	0
2+ three-pointers.....	0	7
5+ assists.....	0	9
2+ steals.....	1	11
2+ blocks.....	0	0
Double-Doubles.....	0	0
Leading Scorer.....	0	0
Leading Rebounder.....	0	0
Assists Leader.....	0	0

2021-22 SEASON

◆ Made Mount debut at Villanova, playing two minutes...Scored nine points in 15 minutes in home win over Washington (Md.).

PREVIOUS NOTES

◆ Transferred to the Mount from NCAA Division II school Oklahoma Christian...Averaged 15.5 points and 3.0 rebounds while starting all 18 games as a freshman...Scored career high 26 points at Cameron on Jan. 9, 2021...Scored in double figures in 15 of his team's 18 games, topping 20 or more points five times.

2021-22 Game-by-Game Statistics

Opponent	Date	MIN	FG-A	3FG-A	FT-A	O-R-D	PF	AST	TO	BLK	STL	PTS
at Villanova	11-9	2	0-2	0-1	0-0	0-0-0	0	0	0	0	0	0
WASHINGTON (Md.)	11-11	15	3-7	0-2	3-3	0-4-4	2	3	1	0	2	9
at Saint Joseph's	11-13	2	0-1	0-0	0-0	0-0-0	0	0	0	0	0	0
at Kentucky	11-16											
at Robert Morris	11-19											
at Ohio	11-22											
NAVY	11-27											
HOWARD	11-30											
at Loyola	12-4											
at Santa Clara	12-7											
AMERICAN	12-11											
MORGAN STATE	12-18											
UMBC	12-22											
FAIRLEIGH DICKINSON	12-29											
WAGNER	12-31											
at LIU	1-6											
at St. Francis Brooklyn	1-8											
at Bryant	1-15											
at Merrimack	1-17											
SACRED HEART	1-21											
CENTRAL CONNECTICUT	1-23											
at Fairleigh Dickinson	1-27											
SAINT FRANCIS U	1-29											
MERRIMACK	2-3											
BRYANT	2-5											
at Wagner	2-10											
at Saint Francis U	2-12											
ST. FRANCIS BROOKLYN	2-17											
LIU	2-19											
at Sacred Heart	2-24											
at Central Connecticut	2-26											

CAREER STATISTICS

Year	GP-GS	Min/Avg	Total		3-Point		FT-FTA	Pct	Off-Def	Tot	Avg	PF-FO	Ast	TO	Blk	Stl	Pts/Avg
			FG-FGA	Pct	FG-FGA	Pct											
2020-21*	18-18	674/37.4	98-248	.395	25-82	.305	58-98	.592	10-44	54	3.0	45-2	80	58	2	36	279/15.5
2021-22	3-0	19/6.3	3-10	.300	0-3	.000	3-3	1.000	0-4	4	1.3	2-0	3	1	0	2	9/3.0
TOTAL	3-0	19/6.3	3-10	.300	0-3	.000	3-3	1.000	0-4	4	1.3	2-0	3	1	0	2	9/3.0
All*	21-18	693/33.0	101-258	.391	25-85	.294	61-101	.604	10-48	58	2.8	47-2	83	59	2	38	288/13.7

* - Played at Oklahoma Christian in 2020-21.

CAREER NEC STATISTICS

Year	GP-GS	Min/Avg	Total		3-Point		FT-FTA	Pct	Off-Def	Tot	Avg	PF-FO	Ast	TO	Blk	Stl	Pts/Avg
			FG-FGA	Pct	FG-FGA	Pct											
2021-22																	
TOTAL																	

JEDY CORDILIA 12

Forward | Fr. | 6-9 | 210
Tilburg, Netherlands
West Nottingham Academy (Md.)



2021-22 HIGHS

Category	Opponent	Date
Pts.....5	Washington (Md.)	11-11-21
Reb.....6	Washington (Md.)	11-11-21
FG.....2	Washington (Md.)	11-11-21
FGA.....3	Washington (Md.)	11-11-21
3FG.....		
3FGA.....		
FT.....1	Washington (Md.)	11-11-21
FTA.....3	Washington (Md.)	11-11-21
Ast.....		
Stl.....		
Blk.....1	Washington (Md.)	11-11-21
Min.....15	Washington (Md.)	11-11-21

CAREER HIGHS

Category	Opponent	Date
Pts.....5	Washington (Md.)	11-11-21
Reb.....6	Washington (Md.)	11-11-21
FG.....2	Washington (Md.)	11-11-21
FGA.....3	Washington (Md.)	11-11-21
3FG.....		
3FGA.....		
FT.....1	Washington (Md.)	11-11-21
FTA.....3	Washington (Md.)	11-11-21
Ast.....		
Stl.....		
Blk.....1	Washington (Md.)	11-11-21
Min.....15	Washington (Md.)	11-11-21

MISCELLANEOUS

Category	21-22	Career
10+ points.....	0	0
20+ points.....	0	0
5+ rebounds.....	1	1
10+ rebounds.....	0	0
2+ three-pointers.....	0	0
5+ assists.....	0	0
2+ steals.....	0	0
2+ blocks.....	0	0
Double-Doubles.....	0	0
Leading Scorer.....	0	0
Leading Rebounder.....	1	1
Assists Leader.....	0	0

2021-22 SEASON

◆ Made Mount debut at Villanova, playing three minutes...Had five points and six boards in 117-62 win over Washington College.

PREVIOUS NOTES

◆ Transferred to the Mount from NCAA Division II school Oklahoma Christian...Averaged 15.5 points and 3.0 rebounds while starting all 18 games as a freshman...Scored career high 26 points at Cameron on Jan. 9, 2021...Scored in double figures in 15 of his team's 18 games, topping 20 or more points five times.

2021-22 Game-by-Game Statistics

Opponent	Date	MIN	FG-A	3FG-A	FT-A	Q-R-D	PF	AST	TO	BLK	STL	PTS
at Villanova	11-9	3	0-0	0-0	0-1	1-0-1	0	0	0	0	0	0
WASHINGTON (Md.)	11-11	15	2-3	0-0	1-3	2-4-6	0	0	0	1	0	5
at Saint Joseph's	11-13	5	1-1	0-0	0-0	0-0-0	1	0	0	0	0	2
at Kentucky	11-16											
at Robert Morris	11-19											
at Ohio	11-22											
NAVY	11-27											
HOWARD	11-30											
at Loyola	12-4											
at Santa Clara	12-7											
AMERICAN	12-11											
MORGAN STATE	12-18											
UMBC	12-22											
FAIRLEIGH DICKINSON	12-29											
WAGNER	12-31											
at LIU	1-6											
at St. Francis Brooklyn	1-8											
at Bryant	1-15											
at Merrimack	1-17											
SACRED HEART	1-21											
CENTRAL CONNECTICUT	1-23											
at Fairleigh Dickinson	1-27											
SAINT FRANCIS U	1-29											
MERRIMACK	2-3											
BRYANT	2-5											
at Wagner	2-10											
at Saint Francis U	2-12											
ST. FRANCIS BROOKLYN	2-17											
LIU	2-19											
at Sacred Heart	2-24											
at Central Connecticut	2-26											

CAREER STATISTICS


Year	GP-GS	Min/Avg	Total		3-Point		FT-FTA	Pct	Rebounds		PF-FO	Ast	TO	Blk	Stl	Pts/Avg	
			FG-FGA	Pct	FG-FGA	Pct			Tot	Avg							
2021-22	3-0	23/7.7	3-4	.750	0-0	.000	1-4	.250	3-4	7	2.3	1-0	0	0	1	0	7/2.3
TOTAL	3-0	23/7.7	3-4	.750	0-0	.000	1-4	.250	3-4	7	2.3	1-0	0	0	1	0	7/2.3

CAREER NEC STATISTICS

Year	GP-GS	Min/Avg	Total		3-Point		FT-FTA	Pct	Rebounds		PF-FO	Ast	TO	Blk	Stl	Pts/Avg
			FG-FGA	Pct	FG-FGA	Pct			Tot	Avg						
2021-22																
TOTAL																

MEZIE OFFURUM 13

Forward | Sr. | 6-8 | 230
Germantown, Md.
Georgetown Prep



2021-22 HIGHS

Category	Opponent	Date
Pts.....9	at Villanova	11-9-21
Reb.....8	at Saint Joseph's	11-13-21
FG.....3	at Villanova	11-9-21
FGA.....8	at Saint Joseph's	11-13-21
3FG.....1	at Villanova	11-9-21
3FGA.....2	at Villanova	11-9-21
FT.....4	Washington (Md.)	11-11-21
FTA.....4	Washington (Md.)	11-11-21
Ast.....3	at Villanova	11-9-21
Stl.....2	at Saint Joseph's	11-13-21
Blk.....		
Min.....32	at Saint Joseph's	11-13-21

CAREER HIGHS

Category	Opponent	Date
Pts.....22	at FDU	2-21-21
Reb.....16	vs. Texas Southern	3-18-21
FG.....7	vs. two opponents	
FGA.....14	vs. two opponents	
3FG.....2	vs. two opponents	
3FGA.....7	Wagner	2-16-21
FT.....8	at FDU	2-21-21
FTA.....9	at FDU	2-21-21
Ast.....5	Merrimack	1-14-21
Stl.....6	at CCSU	1-21-21
Blk.....2	vs. two opponents	
Min.....40	Stony Brook	11-6-18

MISCELLANEOUS

Category	21-22	Career
10+ points.....	0	13
20+ points.....	0	1
5+ rebounds.....	1	17
10+ rebounds.....	0	3
2+ three-pointers.....	0	2
5+ assists.....	0	1
2+ steals.....	1	9
2+ blocks.....	0	2
Double-Doubles.....	0	3
Leading Scorer.....	0	3
Leading Rebounder.....	1	6
Assists Leader.....	0	4

2021-22 SEASON

◆ Had nine points, three rebounds and three assists in season opener at Villanova.

PREVIOUS NOTES

◆ Averaged 9.4 points and 6.2 rebounds in his first season at the Mount last year after transferring from George Washington...Had 10 points and career-high 16 rebounds in the Mount's NCAA First Four game against Texas Southern...Scored career high 22 points while adding 13 rebounds in win at FDU...Had 11 double figure scoring games last season for the Mountaineers.

2021-22 Game-by-Game Statistics

Opponent	Date	MIN	FG-A	3FG-A	FT-A	O-R-D	PF	AST	TO	BLK	STL	PTS
at Villanova	11-9	30	3-7	1-2	2-2	0-3-3	2	3	2	0	0	9
WASHINGTON (Md.)	11-11	18	1-3	0-0	4-4	2-2-4	3	1	0	0	0	6
at Saint Joseph's	11-13	32	2-8	0-1	2-2	2-5-7	0	1	1	0	2	6
at Kentucky	11-16											
at Robert Morris	11-19											
at Ohio	11-22											
NAVY	11-27											
HOWARD	11-30											
at Loyola	12-4											
at Santa Clara	12-7											
AMERICAN	12-11											
MORGAN STATE	12-18											
UMBC	12-22											
FAIRLEIGH DICKINSON	12-29											
WAGNER	12-31											
at LIU	1-6											
at St. Francis Brooklyn	1-8											
at Bryant	1-15											
at Merrimack	1-17											
SACRED HEART	1-21											
CENTRAL CONNECTICUT	1-23											
at Fairleigh Dickinson	1-27											
SAINT FRANCIS U	1-29											
MERRIMACK	2-3											
BRYANT	2-5											
at Wagner	2-10											
at Saint Francis U	2-12											
ST. FRANCIS BROOKLYN	2-17											
LIU	2-19											
at Sacred Heart	2-24											
at Central Connecticut	2-26											

CAREER STATISTICS

Year	GP-GS	Min/Avg	Total		3-Point		FT-FTA	Pct	Rebounds			PF-FO	Ast	TO	Blk	Stl	Pts/Avg
			FG-FGA	Pct	FG-FGA	Pct			Off-Def	Tot	Avg						
2018-19*	26-1	212/8.2	19-40	.475	1-5	.200	14-21	.667	5-21	26	1.0	22-0	19	24	4	3	53/2.0
2019-20*	19-3	189/9.9	19-56	.339	3-14	.214	15-22	.682	7-18	25	1.3	20-0	9	8	7	6	56/2.9
2020-21	23-23	726/31.6	79-203	.389	15-67	.224	44-63	.698	32-111	143	6.2	58-1	46	42	14	34	217/9.4
2021-22	3-3	80/26.7	6-18	.333	1-3	.333	8-8	1.000	4-10	14	4.7	5-0	5	3	0	2	21/7.0
TOTAL	26-26	806/31.0	85-221	.385	16-70	.229	52-71	.732	36-121	157	6.0	63-1	51	45	14	36	238/9.2
All*	71-30	1207/17.0	123-317	.388	20-89	.225	81-114	.711	48-160	208	2.9	105-1	79	77	25	45	347/4.9

* Played at George Washington from 2018-20

CAREER NEC STATISTICS

Year	GP-GS	Min/Avg	Total		3-Point		FT-FTA	Pct	Rebounds			PF-FO	Ast	TO	Blk	Stl	Pts/Avg
			FG-FGA	Pct	FG-FGA	Pct			Off-Def	Tot	Avg						
2020-21	16-16	517/32.3	63-145	.434	11-46	.239	30-43	.698	26-68	94	5.9	40-0	34	30	8	29	167/10.4
TOTAL	16-16	517/32.3	63-145	.434	11-46	.239	30-43	.698	26-68	94	5.9	40-0	34	30	8	29	167/10.4

BANKEYS OMARI 15

Guard | Fr. | 6-2 | 165
Germantown, Md.
Clarksburg



2021-22 HIGHS		
Category	Opponent	Date
Pts.....1	Washington (Md.)	11-11-21
Reb.....		
FG.....		
FGA.....1	Washington (Md.)	11-11-21
3FG.....		
3FGA.....		
FT.....1	Washington (Md.)	11-11-21
FTA.....2	Washington (Md.)	11-11-21
Ast.....		
Stl.....		
Blk.....		
Min.....4	Washington (Md.)	11-11-21

CAREER HIGHS		
Category	Opponent	Date
Pts.....1	Washington (Md.)	11-11-21
Reb.....		
FG.....		
FGA.....1	Washington (Md.)	11-11-21
3FG.....		
3FGA.....		
FT.....1	Washington (Md.)	11-11-21
FTA.....2	Washington (Md.)	11-11-21
Ast.....		
Stl.....		
Blk.....		
Min.....4	Washington (Md.)	11-11-21

MISCELLANEOUS		
Category	21-22	Career
10+ points.....	0	0
20+ points.....	0	0
5+ rebounds.....	0	0
10+ rebounds.....	0	0
2+ three-pointers.....	0	0
5+ assists.....	0	0
2+ steals.....	0	0
2+ blocks.....	0	0
Double-Doubles.....	0	0
Leading Scorer.....	0	0
Leading Rebounder.....	0	0
Assists Leader.....	0	0

2021-22 SEASON

◆ Made collegiate debut against Washington College, scoring first collegiate point by going 1-for-2 at the line.

PREVIOUS NOTES

◆ First-year walk-on for the Mount who averaged 12 points, three assists and a pair of steals as a senior for Clarksburg last year.

2021-22 Game-by-Game Statistics

Opponent	Date	MIN	FG-A	3FG-A	FT-A	O-R-D	PF	AST	TO	BLK	STL	PTS
at Villanova	11-9	DNP--Coaches Decision										
WASHINGTON (Md.)	11-11	4	0-1	0-0	1-2	0-0-0	1	0	0	0	0	1
at Saint Joseph's	11-13	DNP--Coaches Decision										
at Kentucky	11-16											
at Robert Morris	11-19											
at Ohio	11-22											
NAVY	11-27											
HOWARD	11-30											
at Loyola	12-4											
at Santa Clara	12-7											
AMERICAN	12-11											
MORGAN STATE	12-18											
UMBC	12-22											
FAIRLEIGH DICKINSON	12-29											
WAGNER	12-31											
at LIU	1-6											
at St. Francis Brooklyn	1-8											
at Bryant	1-15											
at Merrimack	1-17											
SACRED HEART	1-21											
CENTRAL CONNECTICUT	1-23											
at Fairleigh Dickinson	1-27											
SAINT FRANCIS U	1-29											
MERRIMACK	2-3											
BRYANT	2-5											
at Wagner	2-10											
at Saint Francis U	2-12											
ST. FRANCIS BROOKLYN	2-17											
LIU	2-19											
at Sacred Heart	2-24											
at Central Connecticut	2-26											

CAREER STATISTICS

Year	GP-GS	Min/Avg	Total		3-Point		FT-FTA	Pct	Rebounds				PF-FO	Ast	TO	Blk	Stl	Pts/Avg
			FG-FGA	Pct	FG-FGA	Pct			Off-Def	Tot	Avg							
2021-22	1-0	4/4.0	0-1	.000	0-0	.000	1-2	.500	0-0	0	0.0	1-0	0	0	0	0	0	1/1.0
TOTAL	1-0	4/4.0	0-1	.000	0-0	.000	1-2	.500	0-0	0	0.0	1-0	0	0	0	0	0	1/1.0

CAREER NEC STATISTICS

Year	GP-GS	Min/Avg	Total		3-Point		FT-FTA	Pct	Rebounds				PF-FO	Ast	TO	Blk	Stl	Pts/Avg
			FG-FGA	Pct	FG-FGA	Pct			Off-Def	Tot	Avg							
2021-22																		
TOTAL																		

NANA OPOKU 22

Forward | Sr.-R | 6-9 | 210
Woodbridge, Va.
Potomac



2021-22 HIGHS

Category	Opponent	Date
Pts.....14	Washington (Md.)	11-11-21
Reb.....6	Washington (Md.)	11-11-21
FG.....7	Washington (Md.)	11-11-21
FGA.....11	Washington (Md.)	11-11-21
3FG.....1	at Villanova	11-9-21
3FGA.....1	at Villanova	11-9-21
FT.....2	at Villanova	11-9-21
FTA.....2	at Villanova	11-9-21
Ast.....3	at Villanova	11-9-21
Stl.....		
Blk.....		
Min.....31	at Villanova	11-9-21

CAREER HIGHS

Category	Opponent	Date
Pts.....25	Merrimack	2-23-20
Reb.....15	at Merrimack	1-9-20
FG.....11	Merrimack	2-23-20
FGA.....19	Merrimack	2-23-20
3FG.....2	vs. eight opponents	
3FGA.....6	at Howard	11-30-19
FT.....9	at Morgan State	11-25-18
FTA.....12	St. Francis BK	1-20-20
Ast.....4	vs. two opponents	
Stl.....2	vs. eight opponents	
Blk.....9	Saint Francis U	2-2-19
Min.....44	at FDU	2-20-21

MISCELLANEOUS

Category	21-22	Career
10+ points.....	2	34
20+ points.....	0	1
5+ rebounds.....	2	46
10+ rebounds.....	0	9
2+ three-pointers.....	0	8
5+ assists.....	0	0
2+ steals.....	0	8
2+ blocks.....	0	37
Double-Doubles.....	0	6
Leading Scorer.....	0	20
Leading Rebounder.....	2	23
Assists Leader.....	0	4

2021-22 SEASON

◆ Recorded 11 points and five rebounds in season opener at No. 4 Villanova...Had 14 points and six boards on 7-of-11 shooting in win over Washington College.

PREVIOUS NOTES

◆ Was named the Northeast Conference Defensive Player of the Year last season...Averaged 2.1 blocks per game...Tallied 18 points, seven rebounds and five blocks in NEC Championship game to earn NEC Tournament Most Valuable Player honors...Averaged 13.7 points, 6.0 rebounds and 3.7 blocks in the Mount's three postseason games in 2020-21.

2021-22 Game-by-Game Statistics

Opponent	Date	MIN	FG-A	3FG-A	FT-A	O-R-D	PF	AST	TO	BLK	STL	PTS
at Villanova	11-9	31	4-8	1-1	2-2	3-2-5	2	3	1	0	0	11
WASHINGTON (Md.)	11-11	19	7-11	0-0	0-0	1-5-6	0	0	0	0	0	14
at Saint Joseph's	11-13	21	1-4	0-0	0-0	1-2-3	1	0	0	0	1	2
at Kentucky	11-16											
at Robert Morris	11-19											
at Ohio	11-22											
NAVY	11-27											
HOWARD	11-30											
at Loyola	12-4											
at Santa Clara	12-7											
AMERICAN	12-11											
MORGAN STATE	12-18											
UMBC	12-22											
FAIRLEIGH DICKINSON	12-29											
WAGNER	12-31											
at LIU	1-6											
at St. Francis Brooklyn	1-8											
at Bryant	1-15											
at Merrimack	1-17											
SACRED HEART	1-21											
CENTRAL CONNECTICUT	1-23											
at Fairleigh Dickinson	1-27											
SAINT FRANCIS U	1-29											
MERRIMACK	2-3											
BRYANT	2-5											
at Wagner	2-10											
at Saint Francis U	2-12											
ST. FRANCIS BROOKLYN	2-17											
LIU	2-19											
at Sacred Heart	2-24											
at Central Connecticut	2-26											

CAREER STATISTICS

Year	GP-GS	Min/Avg	Total		3-Point		FT-FTA	Pct	Off-Def	Rebounds		PF-FO	Ast	TO	Blk	Stl	Pts/Avg
			FG-FGA	Pct	FG-FGA	Pct				Tot	Avg						
2018-19	30-15	698/23.3	53-126	.421	11-49	.224	42-57	.737	34-78	112	3.7	65-2	14	46	47	9	159/5.3
2019-20	32-31	960/30.0	114-226	.504	18-58	.310	50-84	.595	79-114	193	6.0	91-3	24	53	51	21	296/9.3
2020-21	23-23	792/34.4	102-210	.486	7-34	.206	24-52	.462	58-103	161	7.0	54-2	29	38	48	8	235/10.2
2021-22	3-3	71/23.7	12-23	.522	1-1	1.000	2-2	1.000	5-9	14	4.7	3-0	3	1	0	1	27/9.0
TOTAL	88-72	2521/28.6	281-585	.480	37-142	.261	118-195	.605	176-304	480	5.5	213-7	70	138	146	39	717/8.1

CAREER NEC STATISTICS

Year	GP-GS	Min/Avg	Total		3-Point		FT-FTA	Pct	Off-Def	Rebounds		PF-FO	Ast	TO	Blk	Stl	Pts/Avg
			FG-FGA	Pct	FG-FGA	Pct				Tot	Avg						
2018-19	17-2	346/20.4	25-59	.424	4-18	.222	19-28	.679	15-34	49	2.9	38-0	3	17	33	3	73/4.3
2019-20	18-18	588/32.7	73-142	.514	8-28	.286	30-53	.566	56-73	129	7.2	49-1	17	30	36	12	184/10.2
2020-21	16-16	558/34.9	69-143	.483	4-23	.174	16-35	.457	44-78	122	7.6	37-1	22	28	34	4	158/9.9
TOTAL	51-36	1492/29.3	167-344	.485	16-69	.232	65-116	.560	115-185	300	5.9	124-2	42	75	103	19	415/8.1

JOSH REAVES

23

Guard | So. | 6-4 | 205
Hamden, Conn.
South Kent School



2021-22 HIGHS

Category	Opponent	Date
Pts.....12	Washington (Md.)	11-11-21
Reb.....2	Washington (Md.)	11-11-21
FG.....4	Washington (Md.)	11-11-21
FGA.....8	vs. two opponents	
3FG.....3	Washington (Md.)	11-11-21
3FGA.....7	Washington (Md.)	11-11-21
FT.....2	at Saint Joseph's	11-13-21
FTA.....2	at Saint Joseph's	11-13-21
Ast.....1	Washington (Md.)	11-11-21
Stl.....2	Washington (Md.)	11-11-21
Blk.....		
Min.....25	at Saint Joseph's	11-13-21

CAREER HIGHS

Category	Opponent	Date
Pts.....22	Sacred Heart	1-31-21
Reb.....8	Long Island	2-12-21
FG.....8	Sacred Heart	1-31-21
FGA.....13	at FDU	2-20-21
3FG.....5	Sacred Heart	1-31-21
3FGA.....9	at FDU	2-20-21
FT.....2	at Maryland	11-29-20
FTA.....2	vs. two opponents	
Ast.....3	at FDU	2-20-21
Stl.....4	Sacred Heart	1-31-21
Blk.....		
Min.....40	at Saint Francis U	2-25-21

MISCELLANEOUS

Category	2021-22	Career
10+ points.....	2	8
20+ points.....	0	1
5+ rebounds.....	0	3
10+ rebounds.....	0	0
2+ three-pointers.....	2	17
5+ assists.....	0	0
2+ steals.....	0	1
2+ blocks.....	0	0
Double-Doubles.....	0	0
Leading Scorer.....	0	10
Leading Rebounder.....	0	0
Assists Leader.....	0	0

2021-22 SEASON

◆ Tallied two points in season opener at Villanova...Had 12 points and a pair of steals in win over Washington College...Had 10 points in loss at Saint Joseph's.

PREVIOUS NOTES

◆ Averaged 7.0 points while shooting 37.7 percent from three-point range for the Mount in his freshman season...Started 19 of the Mount's 23 games, including the final 18...Scored career-high 22 points in home win over Sacred Heart on January 31.

2021-22 Game-by-Game Statistics

Opponent	Date	MIN	FG-A	3FG-A	FT-A	O-R-D	PF	AST	TO	BLK	STL	PTS
at Villanova	11-9	18	1-4	0-1	0-0	0-0-0	0	0	2	0	0	2
WASHINGTON (Md.)	11-11	18	4-8	3-7	1-1	0-2-2	2	1	0	0	2	12
at Saint Joseph's	11-13	25	3-8	2-4	2-2	0-0-0	1	0	0	0	0	10
at Kentucky	11-16											
at Robert Morris	11-19											
at Ohio	11-22											
NAVY	11-27											
HOWARD	11-30											
at Loyola	12-4											
at Santa Clara	12-7											
AMERICAN	12-11											
MORGAN STATE	12-18											
UMBC	12-22											
FAIRLEIGH DICKINSON	12-29											
WAGNER	12-31											
at LIU	1-6											
at St. Francis Brooklyn	1-8											
at Bryant	1-15											
at Merrimack	1-17											
SACRED HEART	1-21											
CENTRAL CONNECTICUT	1-23											
at Fairleigh Dickinson	1-27											
SAINT FRANCIS U	1-29											
MERRIMACK	2-3											
BRYANT	2-5											
at Wagner	2-10											
at Saint Francis U	2-12											
ST. FRANCIS BROOKLYN	2-17											
LIU	2-19											
at Sacred Heart	2-24											
at Central Connecticut	2-26											

CAREER STATISTICS


Year	GP-GS	Min/Avg	Total		3-Point		FT-FTA	Pct	Rebounds		PF-FO	Ast	TO	Blk	Stl	Pts/Avg	
			FG-FGA	Pct	FG-FGA	Pct			Tot	Avg							
2020-21	23-19	625/27.2	58-156	.372	40-106	.377	5-7	.714	6-51	57	2.5	37-0	20	38	0	13	161/7.0
2021-22	3-3	60/20.0	8-20	.400	5-12	.417	3-3	1.000	0-2	2	0.7	5-0	1	2	0	2	24/8.0
TOTAL	26-22	685/26.3	66-176	.375	45-118	.381	8-10	.800	6-53	59	2.3	42-0	21	40	0	15	185/7.1

CAREER NEC STATISTICS

Year	GP-GS	Min/Avg	Total		3-Point		FT-FTA	Pct	Rebounds		PF-FO	Ast	TO	Blk	Stl	Pts/Avg	
			FG-FGA	Pct	FG-FGA	Pct			Tot	Avg							
2020-21	16-15	491/30.7	52-133	.391	35-87	.402	2-3	.667	4-35	39	2.4	29-0	15	30	0	10	141/8.8
TOTAL	16-15	491/30.7	52-133	.391	35-87	.402	2-3	.667	4-35	39	2.4	29-0	15	30	0	10	141/8.8

FRANTIŠEK BARTON 24

Forward | So. | 6-7 | 210
Brno, Czech Republic
Get Better Academy (Prague)



2020-21 HIGHS

Category	Opponent	Date
Pts.....6	Washington (Md.)	11-11-21
Reb.....6	Washington (Md.)	11-11-21
FG.....3	Washington (Md.)	11-11-21
FGA.....4	Washington (Md.)	11-11-21
3FG.....		
3FGA.....		
FT.....		
FTA.....1	vs. two opponents	
Ast.....1	vs. two opponents	
Stl.....		
Blk.....		
Min.....17	Washington (Md.)	11-11-21

CAREER HIGHS

Category	Opponent	Date
Pts.....8	at FDU	2-20-21
Reb.....10	at FDU	2-20-21
FG.....3	vs. four opponents	
FGA.....5	vs. two opponents	
3FG.....1	vs. three opponents	
3FGA.....1	vs. six opponents	
FT.....2	vs. three opponents	
FTA.....2	vs. four opponents	
Ast.....1	vs. five opponents	
Stl.....1	vs. four opponents	
Blk.....2	vs. three opponents	
Min.....27	at FDU	2-20-21

MISCELLANEOUS

Category	2021-22	Career
10+ points.....	0	0
20+ points.....	0	0
5+ rebounds.....	1	3
10+ rebounds.....	0	1
2+ three-pointers.....	0	0
5+ assists.....	0	0
2+ steals.....	0	0
2+ blocks.....	0	3
Double-Doubles.....	0	0
Leading Scorer.....	0	0
Leading Rebounder.....	1	1
Assists Leader.....	0	0

2021-22 SEASON

◆ Played 15 minutes in season opener at Villanova...Had six points while grabbing six rebounds in 117-62 win over Washington (Md.).

PREVIOUS NOTES

◆ Averaged 2.5 points and 1.8 rebounds in 21 games as a freshman last season...Scored eight points while grabbing career-high 10 rebounds against FDU on Feb. 20...Had seven points in NEC semifinal win at Wagner.

2021-22 Game-by-Game Statistics

Opponent	Date	MIN	FG-A	3FG-A	FT-A	O-R-D	PF	AST	TO	BLK	STL	PTS
at Villanova	11-9	15	0-1	0-0	0-1	0-0-0	0	1	0	0	0	0
WASHINGTON (Md.)	11-11	17	3-4	0-0	0-1	2-4-6	0	0	0	0	0	6
at Saint Joseph's	11-13	9	0-1	0-0	0-0	0-1-1	0	1	0	0	0	0
at Kentucky	11-16											
at Robert Morris	11-19											
at Ohio	11-22											
NAVY	11-27											
HOWARD	11-30											
at Loyola	12-4											
at Santa Clara	12-7											
AMERICAN	12-11											
MORGAN STATE	12-18											
UMBC	12-22											
FAIRLEIGH DICKINSON	12-29											
WAGNER	12-31											
at LIU	1-6											
at St. Francis Brooklyn	1-8											
at Bryant	1-15											
at Merrimack	1-17											
SACRED HEART	1-21											
CENTRAL CONNECTICUT	1-23											
at Fairleigh Dickinson	1-27											
SAINT FRANCIS U	1-29											
MERRIMACK	2-3											
BRYANT	2-5											
at Wagner	2-10											
at Saint Francis U	2-12											
ST. FRANCIS BROOKLYN	2-17											
LIU	2-19											
at Sacred Heart	2-24											
at Central Connecticut	2-26											

CAREER STATISTICS

Year	GP-GS	Min/Avg	Total		3-Point		Rebounds							Pts/Avg			
			FG-FGA	Pct	FG-FGA	Pct	FT-FTA	Pct	Off-Def	Tot	Avg	PF-FO	Ast		TO	Blk	Stl
2020-21	21-0	203/9.7	21-37	.568	3-6	.500	7-9	.778	18-20	38	1.8	21-0	3	13	7	4	52/2.5
2021-22	3-0	41/13.7	3-6	.500	0-0	.000	0-2	.000	2-5	7	2.3	0-0	2	1	0	0	6/2.0
TOTAL	24-0	244/10.2	24-43	.558	3-6	.500	7-11	.636	20-25	45	1.9	21-0	5	14	7	4	58/2.4

CAREER NEC STATISTICS

Year	GP-GS	Min/Avg	Total		3-Point		Rebounds							Pts/Avg			
			FG-FGA	Pct	FG-FGA	Pct	FT-FTA	Pct	Off-Def	Tot	Avg	PF-FO	Ast		TO	Blk	Stl
2020-21	14-0	142/10.1	15-29	.517	2-4	.500	7-9	.778	17-14	31	2.2	17-0	3	7	5	2	39/2.8
TOTAL	14-0	142/10.1	15-29	.517	2-4	.500	7-9	.778	17-14	31	2.2	17-0	3	7	5	2	39/2.8

JALEN JEFFERSON

34

Forward | Sr. | 6-7 | 200
Hopewell, Va.
Hopewell



2021-22 HIGHS		
Category	Opponent	Date
Pts.....		
Reb.....		
FG.....		
FGA.....		
3FG.....		
3FGA.....		
FT.....		
FTA.....		
Ast.....		
Stl.....		
Blk.....		
Min.....		

CAREER HIGHS		
Category	Opponent	Date
Pts.....	6 CCSU	1-18-20
Reb.....	9 CCSU	1-18-20
FG.....	2 CCSU	1-18-20
FGA.....	4 CCSU	1-18-20
3FG.....	1 vs. two opponents	
3FGA.....	2 at Long Island	2-6-20
FT.....	2 vs. five opponents	
FTA.....	2 vs. six opponents	
Ast.....	1 Robert Morris	2-13-20
Stl.....	1 vs. two opponents	
Blk.....	1 vs. three opponents	
Min.....	29 St. Francis BK	1-20-20

MISCELLANEOUS		
Category	20-21	Career
10+ points.....	0	0
20+ points.....	0	0
5+ rebounds.....	1	3
10+ rebounds.....	0	0
2+ three-pointers.....	0	0
5+ assists.....	0	0
2+ steals.....	0	0
2+ blocks.....	0	0
Double-Doubles.....	0	0
Leading Scorer.....	0	0
Leading Rebounder.....	1	2
Assists Leader.....	0	0

NEWS AND NOTES

◆ Appeared in 12 games for the Mount last season...Twin brother of Mount forward Malik Jefferson.

2021-22 Game-by-Game Statistics

Opponent	Date	MIN	FG-A	3FG-A	FT-A	O-R-D	PF	AST	TO	BLK	STL	PTS
at Villanova	11-9		DNP--Did Not Dress									
WASHINGTON (Md.)	11-11		DNP--Did Not Dress									
at Saint Joseph's	11-13		DNP--Did Not Dress									
at Kentucky	11-16											
at Robert Morris	11-19											
at Ohio	11-22											
NAVY	11-27											
HOWARD	11-30											
at Loyola	12-4											
at Santa Clara	12-7											
AMERICAN	12-11											
MORGAN STATE	12-18											
UMBC	12-22											
FAIRLEIGH DICKINSON	12-29											
WAGNER	12-31											
at LIU	1-6											
at St. Francis Brooklyn	1-8											
at Bryant	1-15											
at Merrimack	1-17											
SACRED HEART	1-21											
CENTRAL CONNECTICUT	1-23											
at Fairleigh Dickinson	1-27											
SAINT FRANCIS U	1-29											
MERRIMACK	2-3											
BRYANT	2-5											
at Wagner	2-10											
at Saint Francis U	2-12											
ST. FRANCIS BROOKLYN	2-17											
LIU	2-19											
at Sacred Heart	2-24											
at Central Connecticut	2-26											

CAREER STATISTICS

Year	GP-GS	Min/Avg	Total		3-Point		FT-FTA		Rebounds			PF-FO	Ast	TO	Blk	Stl	Pts/Avg
			FG-FGA	Pct	FG-FGA	Pct	Pct	Off-Def	Tot	Avg							
2018-19	5-0	8/1.6	1-2	.500	0-0	.000	1-1	1.000	2-0	2	0.4	0-0	0	0	0	0	3/0.6
2019-20	22-0	111/5.0	8-20	.400	2-4	.500	8-8	1.000	17-20	37	1.7	10-0	1	2	3	1	26/1.2
2020-21	12-0	61/5.1	4-6	.667	0-0	.000	3-4	.750	4-11	15	1.3	5-0	0	3	0	1	11/0.9
TOTAL	39-0	180/4.6	13-28	.464	2-4	.500	12-13	.923	23-31	54	1.4	15-0	1	5	3	2	40/1.0

CAREER NEC STATISTICS

Year	GP-GS	Min/Avg	Total		3-Point		FT-FTA		Rebounds			PF-FO	Ast	TO	Blk	Stl	Pts/Avg
			FG-FGA	Pct	FG-FGA	Pct	Pct	Off-Def	Tot	Avg							
2018-19	3-0	3/1.0	0-0	.000	0-0	.000	0-0	.000	0-0	0	0.0	0-0	0	0	0	0	0/0.0
2019-20	15-0	89/5.9	6-17	.353	1-3	.333	8-8	1.000	15-15	30	2.0	10-0	1	2	2	1	21/1.4
2020-21	9-0	37/4.1	2-2	1.000	0-0	.000	3-4	.750	2-4	6	0.7	3-0	0	1	0	1	7/0.8
TOTAL	27-0	129/4.8	8-19	.421	1-3	.333	11-12	.917	17-19	36	1.3	13-0	1	3	2	2	28/1.0

WINSTON MOORE

35



Guard | Fr. | 6-5 | 205
 Frederick, Md.
 St. John's Prep

2020-21 HIGHS

Category	Opponent	Date
Pts.....		
Reb.....	Washington (Md.)	11-11-21
FG.....		
FGA.....	Washington (Md.)	11-11-21
3FG.....		
3FGA.....	Washington (Md.)	11-11-21
FT.....		
FTA.....		
Ast.....		
Stl.....		
Blk.....		
Min.....	Washington (Md.)	11-11-21

CAREER HIGHS

Category	Opponent	Date
Pts.....		
Reb.....	Washington (Md.)	11-11-21
FG.....		
FGA.....	Washington (Md.)	11-11-21
3FG.....		
3FGA.....	Washington (Md.)	11-11-21
FT.....		
FTA.....		
Ast.....		
Stl.....		
Blk.....		
Min.....	Washington (Md.)	11-11-21

MISCELLANEOUS

Category	2021-22	Career
10+ points.....	0	0
20+ points.....	0	0
5+ rebounds.....	0	0
10+ rebounds.....	0	0
2+ three-pointers.....	0	0
5+ assists.....	0	0
2+ steals.....	0	0
2+ blocks.....	0	0
Double-Doubles.....	0	0
Leading Scorer.....	0	0
Leading Rebounder.....	0	0
Assists Leader.....	0	0

2021-22 SEASON

◆ Grabbed offensive rebound in five minutes in win over Washington College.

PREVIOUS NOTES

◆ Second-year walk-on appeared in five games during his freshman campaign.

2021-22 Game-by-Game Statistics

Opponent	Date	MIN	FG-A	3FG-A	FT-A	O-R-D	PF	AST	TO	BLK	STL	PTS
at Villanova	11-9	DNP--Coaches Decision										
WASHINGTON (Md.)	11-11	5	0-2	0-2	0-0	1-0-1	0	0	1	0	0	0
at Saint Joseph's	11-13	DNP--Coaches Decision										
at Kentucky	11-16											
at Robert Morris	11-19											
at Ohio	11-22											
NAVY	11-27											
HOWARD	11-30											
at Loyola	12-4											
at Santa Clara	12-7											
AMERICAN	12-11											
MORGAN STATE	12-18											
UMBC	12-22											
FAIRLEIGH DICKINSON	12-29											
WAGNER	12-31											
at LIU	1-6											
at St. Francis Brooklyn	1-8											
at Bryant	1-15											
at Merrimack	1-17											
SACRED HEART	1-21											
CENTRAL CONNECTICUT	1-23											
at Fairleigh Dickinson	1-27											
SAINT FRANCIS U	1-29											
MERRIMACK	2-3											
BRYANT	2-5											
at Wagner	2-10											
at Saint Francis U	2-12											
ST. FRANCIS BROOKLYN	2-17											
LIU	2-19											
at Sacred Heart	2-24											
at Central Connecticut	2-26											

CAREER STATISTICS

Year	GP-GS	Min/Avg	Total		3-Point		FT-FTA	Pct	Rebounds			PF-FO	Ast	TO	Blk	Stl	Pts/Avg
			FG-FGA	Pct	FG-FGA	Pct			Tot	Avg							
2020-21	5-0	2/0.4	0-1	.000	0-1	.000	0-0	.000	0-0	0	0.0	0-0	0	0	0	0	0/0.0
TOTAL	5-0	2/0.4	0-1	.000	0-1	.000	0-0	.000	0-0	0	0.0	0-0	0	0	0	0	0/0.0


CAREER NEC STATISTICS

Year	GP-GS	Min/Avg	Total		3-Point		FT-FTA	Pct	Rebounds			PF-FO	Ast	TO	Blk	Stl	Pts/Avg
			FG-FGA	Pct	FG-FGA	Pct			Tot	Avg							
2020-21	5-0	2/0.4	0-1	.000	0-1	.000	0-0	.000	0-0	0	0.0	0-0	0	0	0	0	0/0.0
TOTAL	5-0	2/0.4	0-1	.000	0-1	.000	0-0	.000	0-0	0	0.0	0-0	0	0	0	0	0/0.0

MALIK JEFFERSON

42

Forward | Jr. | 6-9 | 230
Hopewell, Va.
Hopewell



2021-22 HIGHS

Category	Opponent	Date
Pts.....16	Washington (Md.)	11-11-21
Reb.....6	at Saint Joseph's	11-13-21
FG.....8	Washington (Md.)	11-11-21
FGA.....11	at Saint Joseph's	11-13-21
3FG.....		
3FGA.....		
FT.....2	at Saint Joseph's	11-13-21
FTA.....2	at Saint Joseph's	11-13-21
Ast.....1	vs. two opponents	
Stl.....1	at Villanova	11-9-21
Blk.....2	at Villanova	11-9-21
Min.....26	at Villanova	11-9-21

CAREER HIGHS

Category	Opponent	Date
Pts.....23	Long Island	1-4-20
Reb.....20	at American	12-18-18
FG.....10	at Loyola	12-1-18
FGA.....16	at Merrimack	1-9-20
3FG.....		
3FGA.....1	at St. Francis BK	2-8-20
FT.....7	Long Island	1-4-20
FTA.....11	Long Island	1-4-20
Ast.....4	Coppin State	12-27-19
Stl.....2	vs. three opponents	
Blk.....2	vs. 11 opponents	
Min.....41	Long Island	1-4-20

MISCELLANEOUS

Category	21-22	Career
10+ points.....	3	38
20+ points.....	0	4
5+ rebounds.....	3	50
10+ rebounds.....	0	20
2+ three-pointers.....	0	0
5+ assists.....	0	0
2+ steals.....	0	3
2+ blocks.....	1	11
Double-Doubles.....	0	13
Leading Scorer.....	1	9
Leading Rebounder.....	1	41
Assists Leader.....	0	1

2021-22 SEASON

◆ Led the Mount with 13 points and five rebounds in season opener at No. 4 Villanova...Hit all eight shots from the field for 16 points in just 14 minutes of action in 117-62 win over Washington College...Had 12 points and six boards at Saint Joseph's.

PREVIOUS NOTES

◆ Averaged 8.0 points and 7.8 rebounds for the Mountaineers last season...Tallied 10 points and 15 rebounds in the Northeast Conference Championship game...Averaged 10.0 points and 12.5 rebounds in the NEC Tournament...Had nine games with double-figure rebounds...His twin brother, Jalen, is also a senior forward on the Mount roster.

2021-22 Game-by-Game Statistics

Opponent	Date	MIN	FG-A	3FG-A	FT-A	O-R-D	PF	AST	TO	BLK	STL	PTS
at Villanova	11-9	26	6-7	0-0	1-1	22-3-5	2	1	1	2	1	13
WASHINGTON (Md.)	11-11	14	8-8	0-0	0-1	5-0-5	0	0	0	0	0	16
at Saint Joseph's	11-13	24	5-11	0-0	2-2	4-2-6	2	1	1	1	0	12
at Kentucky	11-16											
at Robert Morris	11-19											
at Ohio	11-22											
NAVY	11-27											
HOWARD	11-30											
at Loyola	12-4											
at Santa Clara	12-7											
AMERICAN	12-11											
MORGAN STATE	12-18											
UMBC	12-22											
FAIRLEIGH DICKINSON	12-29											
WAGNER	12-31											
at LIU	1-6											
at St. Francis Brooklyn	1-8											
at Bryant	1-15											
at Merrimack	1-17											
SACRED HEART	1-21											
CENTRAL CONNECTICUT	1-23											
at Fairleigh Dickinson	1-27											
SAINT FRANCIS U	1-29											
MERRIMACK	2-3											
BRYANT	2-5											
at Wagner	2-10											
at Saint Francis U	2-12											
ST. FRANCIS BROOKLYN	2-17											
LIU	2-19											
at Sacred Heart	2-24											
at Central Connecticut	2-26											

CAREER STATISTICS

Year	GP-GS	Min/Avg	Total		3-Point		FT-FTA	Pct	Rebounds			PF-FO	Ast	TO	Blk	Stl	Pts/Avg
			FG-FGA	Pct	FG-FGA	Pct			Tot	Avg							
2018-19	31-30	648/20.9	116-196	.592	0-0	.000	33-67	.493	81-108	189	6.1	100-4	11	37	22	9	265/8.5
2019-20	32-32	892/27.9	141-261	.540	0-1	.000	27-67	.403	82-144	226	7.1	82-1	24	44	17	17	309/9.7
2020-21	23-23	580/25.2	77-135	.570	0-0	.000	30-62	.484	74-105	179	7.8	63-2	8	40	18	2	184/8.0
2021-22	3-3	65/21.7	19-26	.731	0-0	.000	3-4	.750	11-5	16	5.3	4-0	2	2	3	1	41/13.7
TOTAL	89-88	2185/24.6	353-618	.571	0-1	.000	93-200	.465	248-362	610	6.9	249-7	45	123	60	29	799/9.0

CAREER NEC STATISTICS

Year	GP-GS	Min/Avg	Total		3-Point		FT-FTA	Pct	Rebounds			PF-FO	Ast	TO	Blk	Stl	Pts/Avg
			FG-FGA	Pct	FG-FGA	Pct			Tot	Avg							
2018-19	18-18	381/21.2	74-113	.655	0-0	.000	24-47	.511	38-52	90	5.0	55-2	10	19	14	7	172/9.6
2019-20	18-18	529/29.4	79-150	.527	0-1	.000	25-55	.455	49-74	123	6.8	43-0	16	25	12	9	183/10.2
2020-21	15-15	355/23.7	52-92	.565	0-0	.000	14-34	.412	55-67	122	8.1	47-2	5	27	10	1	118/7.9
TOTAL	51-51	1265/24.8	205-355	.577	0-1	.000	63-136	.463	142-193	335	6.6	145-4	31	71	36	17	473/9.3

NCAA TOURNAMENT 1995, 1999, 2008, 2014, 2017, 2021

2021-22 OVERALL STATISTICS



2021-22 Mount St. Mary's Men's Basketball Combined Team Statistics All games

Page 1/1
as of Nov 13, 2021

Game Records

Record	Overall	Home	Away	Neutral
ALL GAMES	1-2	1-0	0-2	0-0
CONFERENCE	0-0	0-0	0-0	0-0
NON-CONFERENCE	1-2	1-0	0-2	0-0

Score by Periods

Team	1st	2nd	OT	TOT
Mount St. Mary's	104	124	0	228
Opponents	124	109	0	233

Team Box Score

No.	Player			Total		3-Point		F-Throw		Rebounds												
		GP-GS	MIN	AVG	FG-FGA	FG%	3FG-3FGA	3FG%	FT-FTA	FT%	OFF	DEF	TOT	AVG	PF	DQ	A	TO	BLK	STL	PTS	AVG
42	JEFFERSON, Malik	3-3	64:59	21.7	19-26	.731	0-0	.000	3-4	.750	11	5	16	5.3	4	0	2	2	3	1	41	13.7
5	BENJAMIN, Jalen	3-3	75:02	25.0	12-27	.444	7-16	.438	2-2	1.000	0	5	5	1.7	5	0	15	11	0	2	33	11.0
1	LEFFEW, Dakota	3-0	72:11	24.1	10-18	.556	0-4	.000	8-10	.800	1	10	11	3.7	7	0	6	8	1	3	28	9.3
22	OPOKU, Nana	3-3	71:17	23.8	12-23	.522	1-1	1.000	2-2	1.000	5	9	14	4.7	3	0	3	1	0	1	27	9.0
23	REAVES, Josh	3-3	61:05	20.4	8-20	.400	5-12	.417	3-3	1.000	0	2	2	0.7	5	0	1	2	0	2	24	8.0
13	OFFURUM, Mezie	3-3	79:50	26.6	6-18	.333	1-3	.333	8-8	1.000	4	10	14	4.7	5	0	5	3	0	2	21	7.0
3	GIBSON, Jaylin	3-0	25:53	8.6	4-8	.500	2-4	.500	6-6	1.000	1	8	9	3.0	2	0	2	3	0	0	16	5.3
2	THOMAS, Deandre	3-0	58:22	19.5	6-15	.400	1-3	.333	2-2	1.000	2	1	3	1.0	7	0	9	2	0	1	15	5.0
11	ELLIOTT, Elijah	3-0	19:35	6.5	3-10	.300	0-3	.000	3-3	1.000	0	4	4	1.3	2	0	3	1	0	2	9	3.0
12	CORDILIA, Jedy	3-0	22:26	7.5	3-4	.750	0-0	.000	1-4	.250	3	4	7	2.3	1	0	0	0	1	0	7	2.3
24	BARTON, Frantisek	3-0	40:54	13.6	3-6	.500	0-0	.000	0-2	.000	2	5	7	2.3	0	0	2	1	0	0	6	2.0
15	OMARI, Bankeys	1-0	03:51	3.9	0-1	.000	0-0	.000	1-2	.500	0	0	0	0.0	1	0	0	0	0	0	1	1.0
35	MOORE, Winston	1-0	04:35	4.6	0-2	.000	0-2	.000	0-0	.000	1	0	1	1.0	0	0	0	1	0	0	0	0.0
Team											2	5	7									
Total		3	600		86-178	.483	17-48	.354	39-48	.813	32	68	100	33.3	42	0	48	35	5	14	228	76.0
Opponents		3	600		86-176	.489	30-73	.411	31-38	.816	25	67	92	30.7	52	0	48	35	6	23	233	77.7

Team Statistics

	MSM	OPP
Scoring	228	233
Points per game	76.0	77.7
Scoring margin	-1.7	-
Field goals-att	86-178	86-176
Field goal pct	.483	.489
3 point fg-att	17-48	30-73
3-point FG pct	.354	.411
3-pt FG made per game	5.7	10.0
Free throws-att	39-48	31-38
Free throw pct	.813	.816
F-Throws made per game	13.0	10.3
Rebounds	100	92
Rebounds per game	33.3	30.7
Rebounding margin	+2.7	-
Assists	48	48
Assists per game	16.0	16.0
Turnovers	35	35
Turnovers per game	11.7	11.7
Turnover margin	0.0	-
Assist/turnover ratio	1.4	1.4
Steals	14	23
Steals per game	4.7	7.7
Blocks	5	6
Blocks per game	1.7	2.0
Winning streak	0	-
Home win streak	1	-
Attendance	2278	8014
Home games-Avg/Game	1-2278	2-4007
Neutral site-Avg/Game	-	0-0

Team Results

Date	Opponent		Score	Att.
11/09/2021	at Villanova	L	51-91	6501
11/11/2021	Washington Col.	W	117-62	2278
11/13/2021	at Saint Joseph's	L	60-80	1513



