



TENNESSEE

2021 FOOTBALL



125 SEASONS / 6 NATIONAL CHAMPIONSHIPS / 13 SEC TITLES / 53 BOWL GAMES / 93 FIRST-TEAM ALL-AMERICA HONORS / 46 NFL FIRST-ROUND PICKS

GAME 9 | NOV. 6, 2021 | 7 P.M. ET | LEXINGTON, KY. | KROGER FIELD (61,000)



TENNESSEE VOLUNTEERS

4-4 (2-3 SEC)

Head Coach: Josh Heupel
Record at UT: 4-4 (.500) // first season
Career Record: 32-12 (.727) // fourth season
Rankings: AP - NR // Coaches - NR // CFP - NR



KENTUCKY WILDCATS

6-2 (4-2 SEC)



Head Coach: Mark Stoops
Record at UK: 55-52 (.514) // ninth season
Career Record: same
Rankings: AP - 18 // Coaches - 17 // CFP - 18

STORYLINES

- **NOVEMBER ARRIVES:** Following an open date, Tennessee returns to action for its second straight and final road game of the season as the Volunteers face No. 18/17 Kentucky at 7 p.m. ET on ESPN2. Tennessee sits in third place in the SEC East standings with three conference games remaining, while Kentucky is in second place in the SEC East. This is the fifth straight night game between the two teams when played in Lexington. The Vols close the season with three consecutive home games in Neyland Stadium.
- **HEUPEL ERA:** Josh Heupel is in his debut season at Tennessee and ranks 11th in win percentage (.727) among active FBS head coaches (min. two seasons, as FBS HC). The 27th head coach in Vol history, Heupel's 32 victories rank tied for 10th among FBS head coaches dating back to the start of the 2018 season, trailing only Nick Saban (45), Dabo Swinney (44), Lincoln Riley (42), Brian Kelly (40), Kirby Smart (39), Luke Fickell (39), Billy Napier (35), Ed Orgeron (34) and Dan Mullen (33). Jimbo Fisher (Texas A&M) and Mario Cristobal (Oregon) also own 32 victories during that span. Heupel owned a 5-1 record following an open date during his three seasons at UCF with wins over East Carolina, Florida Atlantic, Temple (twice) and Tulane. His teams scored at least 34 points in all six of those games. Heupel produced a 9-2 record in November games at UCF.
- **VS. KENTUCKY:** One of the oldest series in college football, Tennessee and Kentucky meet for the 117th time with the Vols leading the series 81-26-9. The two programs have played each other every season since 1944. UT has won seven of the last nine meetings, but Kentucky won last year's contest in Knoxville by a score of 34-7.
- **LAST TIME OUT:** Tennessee hung tough with No. 4 Alabama for three quarters in Tuscaloosa on Oct. 23, but the Tide pulled away with 28 points in the fourth quarter that led to a 52-24 final score. The Vols trailed 31-24 with 14:30 remaining. Quarterback **Hendon Hooker** completed 19-of-28 passes for a season-high 283 yards and three touchdowns. He hit a pair of deep balls for scores, linking up with **Cedric Tillman** for 70 yards in the fourth quarter and **JaVonta Payton** for 57 yards in the first quarter. Tillman finished with seven catches for a career-best 152 yards. UT was limited to 100 yards rushing for the first time this season (65), while Alabama ran 92 plays to the Vols' 55. Defensively, **Jeremy Banks** led all tacklers with 12, while **Matthew Butler** finished with 1.5 TFLs. True freshman **De'Shawn Rucker** blocked a punt in the third quarter that led to a field goal.
- **PLAY FAST:** A Josh Heupel specialty, Tennessee leads the nation in offensive plays per minute at 2.89. Ole Miss is second in the FBS at 2.85. UT averages 1.48 points per minute, which ranks fifth in the FBS and tops in the SEC. The Vols are tallying 73.13 offensive plays per game, which is third in the SEC and 22nd in the FBS. By comparison, UT averaged 66.0 offensive plays per game in 2020 (100th in FBS) and 2.36 plays per minute (59th in FBS). From 2018-20, Heupel's UCF teams averaged a nation-high 3.04 plays per minute. The next closest was 2.78 by Wake Forest during that span. Heupel's UCF squads averaged 79.97 plays per game.
- **POINT MILESTONE:** With 299 points, Tennessee has already eclipsed its entire point total of 2020 (215 in 10 games). That tally is the most through the first eight games of a season at UT since the 1995 team (26 years ago) scored 323 through its first eight games. The Vols' 299 points rank 19th in the FBS and fourth in the SEC. UT is averaging 37.4 points per game, good for 16th in the FBS and fourth in the SEC. In SEC-only games, the Vols are putting up 34.2 ppg, which is third in the SEC. **Josh Heupel** has scored at least 14 points in every game as a head coach (44 games), and he's scored at least 20 points in 43 of his 44 games.

BY THE NUMBERS

9.0 tackles for loss by Jr. LB **Jeremy Banks**, which ranks fourth in the SEC (1.13 per game ranks third in the SEC)

179.92 QB passer rating by **Hendon Hooker**, which ranks fourth in the nation and first in the SEC (Bryce Young, Alabama 2nd SEC - 177.10)

+8 turnover margin by the Vols in last six games, forcing eight INTs and three fumbles (committed only 3 TO)

3 interceptions by Jr. S **Jaylen McCollough**, which ranks second in the SEC and 10th in the FBS

ON THE AIR

TV: ESPN2

Play-by-Play: Beth Mowins
Analyst: Kirk Morrison
Reporter: Dawn Davenport

RADIO: VOL NETWORK

Local: WIVK-FM 107.7 | WNML-FM 99.1
Sirius: Ch. TBD | **XM:** Ch. 386
SiriusXM App: Ch. 976
Web: UTsports.com
App: Tennessee Athletics
Play-by-Play: Bob Kesling
Analysts: Pat Ryan & Brent Hubbs
Sideline: Kasey Funderburg

SOCIAL MEDIA

Twitter/Instagram: @Vol_Football
Facebook: Tennessee Football

THE SCHEDULE

Overall: 4-4 | **Home:** 3-2 | **Away:** 1-2

SEPTEMBER (2-2)

2	Bowling Green	SECN	W, 38-6
11	Pitt	ESPN	L, 34-41
18	Tennessee Tech	SECN+	W, 56-0
25	at #11/11 Florida*	ESPN	L, 14-38

OCTOBER (2-2)

2	at Missouri*	SECN	W, 62-24
9	South Carolina*	ESPN2	W, 45-20
16	#13/14 Ole Miss*	SECN	L, 26-31
23	at #4/4 Alabama*	ESPN	L, 24-52

NOVEMBER (0-0)

6	at #18/17/18 Kentucky*	ESPN2	7 p.m.
13	#1/1/1 Georgia* (HC)	CBS	3:30 p.m.
20	South Alabama	TBD	TBD
27	Vanderbilt*	TBD	TBD

* - denotes SEC game

THE COACHING STAFF

- Josh Heupel**, Head Coach (1st)
- Tim Banks**[^], DC (1st)
- Alex Golsh**[^], OC/TE (1st)
- Kodi Burns**, WR (1st)
- Mike Ekeler**, OLB/ST (1st)
- Glen Elarbee**, OL (1st)
- Rodney Garner**, DL (3rd, 1st since 1997)
- Joey Halzle**[^], QB (1st)
- Brian Jean-Mary**, LB (1st)
- Jerry Mack**, RB (1st)
- Willie Martinez**, DB (5th, 1st since 2016)

() - denotes year at Tennessee

[^] - denotes in press box



MEDIA INFORMATION

COACH HEUPEL MEDIA INTERVIEWS

- **MONDAY:** Coach Heupel's weekly press conference will be held in person every Monday of game week at noon ET in the north studio of the Neyland-Thompson Sports Center. A Zoom option will be available. Questions will come from only those attending in person. It will also be streamed live on SEC Network+, UTsports.com and the UT Athletics YouTube page.
- **WEDNESDAY:** Coach Heupel takes part in the weekly SEC Teleconference each Wednesday at 11:50 a.m. ET. Media representatives should contact the SEC for a confidential phone number.
- **THURSDAY:** Coach Heupel will hold a final game week media availability in person following Thursday's practice mid-day in the north studio. A Zoom option will be available as well. Questions will come from only those attending in person.
- **POSTGAME:** For home games, Coach Heupel's postgame press conference will take place in person in the Stokely Family Media Center of Neyland Stadium. For road games, Coach Heupel's postgame press conference will feature a Zoom-only format.

ASSISTANT COACH MEDIA INTERVIEWS

- **TUESDAY:** One to two assistant coaches will be made available following practice on Tuesdays at approximately 11:10 a.m. in the north studio of the Neyland-Thompson Sports Center. There will not be no Zoom option available for the assistant coach availabilities.
- **WEDNESDAY:** An assistant coach will appear on "Vol Calls" at 8 p.m. ET on Wednesdays during the season at Calhoun's On the River.

STUDENT-ATHLETE MEDIA INTERVIEWS

- **MONDAY/TUESDAY:** Select student-athletes will be available following Coach Heupel's weekly press conference on Mondays in the outside plaza at approximately 12:30 p.m. Players will also be available following the assistant coach availabilities on Tuesday beginning at approximately 11:45 a.m.
- **POSTGAME:** For home games, select student-athletes will be available in person on the stage in Stokely Family Media Center following Coach Heupel's postgame press conference. For road games, select players will be available via Zoom.
- Student-athletes' contact information will not be distributed.

"VOL CALLS" WEDNESDAYS

- "Vol Calls," the official statewide radio show of the Tennessee Volunteers, airs from 8-9 p.m. ET on Wednesdays from Calhoun's On the River in downtown Knoxville. The show features head coach Josh Heupel and assistant coaches. It also airs live on UTsports.com and the Tennessee Athletics app.

NEYLAND GAME DAY INFORMATION

- **MASKS:** Face coverings/masks will be required for media in the common areas of the press box level (Level 5) and in the main press box seating. They will also be required in Stokely Family Media Center for the postgame press conference. Masks are **not**

TENNESSEE MEDIA RELATIONS

BILL MARTIN

Assistant AD for Football Communications
Office: 865-974-4167
Cell: 662-418-3821
Email: billmartin@tennessee.edu
Twitter: @Bill_Martin

SEAN BAROWS

Associate Director of Media Relations
Office: 865-974-7478 | Cell: 561-312-9432
E-mail: sbarows@tennessee.edu
Twitter: @SeanBarows

FOREST JERSEY

Assistant Director of Media Relations
Office: 865-974-7489 | Cell: 865-230-2600
E-mail: fjersey@tennessee.edu
Twitter: @fjersey23

MAX POTTER

Graduate Assistant
Office: 865-974-5270 | Cell: 720-256-0636
E-mail: maxpotter@tennessee.edu
Twitter: @max_potter1

KIM HOOD

Assistant Director of Media Relations
(Credentials)
Office: 865-974-1211 | Cell: 423-552-5617
E-mail: khood3@tennessee.edu
Twitter: @AllinHoodTime

TOM SATKOWIAK

Associate AD for Communications
Office: 865-974-7501 | Cell: 865-696-2897
E-mail: tomsid@tennessee.edu
Twitter: @TomSatkowiak

ADDITIONAL STAFF

Associate Director: Eric Trainer
Assistant Directors: Josh Lively, Shane Switzer
Graduate Assistant: Wyeth Wilson
Student Assistant: Preston Jones
Photographer: Andrew Ferguson

DEPARTMENT ADDRESSES

Anderson Training Center - Ground Floor
Phone: 865-974-1212 • **Fax:** 865-974-9496
Mailing Address: P.O. Box 15016 Knoxville, TN 37901
Shipping Address: 1551 Lake Loudoun Blvd. Knoxville, TN 37996

required for photographers/videographers on the field.

- **MEDIA WILL CALL:** For those media members picking up their credentials, pickup is located at the Tennessee Media Relations Office on the ground floor of the Anderson Training Center. Credential pickup begins four hours prior to kickoff.
- **MEDIA ENTRANCE:** Media will enter the press box through Gate 15A on the west side of Neyland Stadium.
- **PRESS BOX:** The press box will open 3.5 hours prior to kickoff. A pregame meal will be served beginning two hours prior to kickoff. After entering Gate 15A, take the elevator to Level 5.
- **STOKELY FAMILY MEDIA CENTER:** Stokely Family Media Center on the field level of Neyland Stadium opens 3.5 hours prior to kickoff and is available for credentialed photographers/videographers. A pregame meal for photographers/videographers will be served beginning two hours prior to kickoff. To access Stokely Family Media Center, take the elevator to Level 1, enter the stadium concourse, and walk north (left). Just inside Gate 21, take the stairs down to the Gate 21A ramp. Enter the field area and walk along the back of the north end zone to the media center, which is located in the

northeast corner of Neyland Stadium.

- **PRINTABLES:** With the exception of flip cards and final game books, media materials will be available digitally in accordance with FWAA recommendations. This includes in-game stats and game notes. Digital links will be distributed prior to game day for game notes.
- **SEC MEDIA PORTAL:** Similar to the 2020 season, the SEC and XOS Digital will provide a platform for distribution of game photos and press conference content. Still photography will be available in the portal for the media following each SEC football game. To request access to the SEC Media Portal and create an account, contact: licensing@xosdigital.com.
- **POSTGAME PRESS CONFERENCES:** Tennessee's home postgame press conference will be held with media in person in the Stokely Family Media Center. A Zoom option will be available to watch, listen and record only. Questions will come from those media in person. The visiting team postgame press conference will be via Zoom format only with no media in person. Links to both Zoom press conferences will be distributed the day prior to the game. The on-demand video of both press conferences will be available in the SEC Media Portal.

COLLEGEPRESSBOX.COM is the official media website for FBS football. Access and download weekly game notes, quotes, statistics, media guides, headshots, logos and more for each conference and its member schools. Register for access at collegepressbox.com/register.



MEDIA SCHEDULE WEEK 9: KENTUCKY (subject to change)

SUNDAY [31]	MONDAY [1]	TUESDAY [2]	WEDNESDAY [3]	THURSDAY [4]	FRIDAY [5]	SATURDAY [6]
no media availability	12:15 p.m. - Coach Heupel Press Conference in north studio (masks required) followed by select players	11:20 a.m. - Assistant Coach media availability (DC Tim Banks, OC Alex Golesh) in north studio (masks required) followed by select players	11:50 a.m. ET - Coach Heupel on SEC Teleconference 8 p.m. - Vol Calls at Calhoun's On The River with Coach Heupel, QB Coach Joey Halzle	11:20 a.m. - Coach Heupel media availability in north studio (masks required)	no media availability depart for Lexington	Game 9: at #12 Kentucky 7 p.m. ET ESPN2/Vol Network Postgame Coach Heupel and select players will be available via Zoom





TENNESSEE | DEPTH CHART

OFFENSE

TE	87	Jacob Warren	6-6	246	R-Jr.
-or-	88	Princeton Fant	6-2	240	R-Sr.
LT	58	Darnell Wright	6-6	335	Jr.
	53	Jeremiah Crawford	6-5	315	Jr.
LG	75	Jerome Carvin	6-5	318	Sr.
	50	Jackson Lampley	6-4	320	R-So.
-or-	78	Ollie Lane	6-4	325	R-Jr.
C	63	Cooper Mays	6-3	295	So.
	78	Ollie Lane	6-4	325	R-Jr.
RG	76	Javontez Spraggins	6-3	320	So.
	54	Kingston Harris	6-3	326	R-Jr.
RT	68	Cade Mays	6-6	325	Sr.
	66	Dayne Davis	6-7	325	R-So.
WR	3	JaVonta Payton	6-1	180	Sr.
	80	Ramel Keyton	6-3	195	Jr.
WR	1	Velus Jones Jr.	6-0	200	R-Sr.*
	11	Jalin Hyatt	6-0	175	So.
	19	Walker Merrill	6-1	190	Fr.
-or-	9	Jimmy Calloway	6-0	190	So.
WR	4	Cedric Tillman	6-3	215	R-Jr.
	82	Andison Coby	6-2	180	So.
QB	5	Hendon Hooker	6-4	218	R-Sr.
	7	Joe Milton III	6-5	244	R-Jr.
RB	8	Tiyon Evans	5-11	220	Jr.
-or-	2	Jabari Small	5-11	206	So.
	27	Len'Neth Whitehead	6-2	220	R-Fr.
	20	Jaylen Wright	5-11	200	Fr.

- denotes graduated

* - denotes "super" senior who elected to return in 2021

PRONUNCIATION GUIDE

77	Chris Akporoghene	AW-pour-aw-guh-nay
48	Ja'Quain Blakely	juh-KWAN
11	LaTrell Bumphus	BUM-fiss
8	Tiyon Evans	TIE-on
1	Trevon Flowers	TRAY-von
88	Kurott Garland	KER-ott
1	Velus Jones Jr.	VAY-lus
12	Tamarion McDonald	tuh-MARE-ee-uhn
38	Solon Page III	SOUL-in
3	JaVonta Payton	juh-VON-tay
76	Javontez Spraggins	juh-VAWN-tez SPRA-gins
2	Alontae Taylor	uh-LAWN-tay
95	Da'Jon Terry	day-ZHAN
4	Len'Neth Whitehead	la-NEETH (rhymes with teeth)

DEFENSE

DE	48	Ja'Quain Blakely	6-2	270	R-Sr.*
	97	Caleb Tremblay	6-5	280	R-Sr.*
DT	94	Matthew Butler	6-4	295	Sr.*
	11	LaTrell Bumphus	6-3	290	Sr.*
DT	51	Elijah Simmons	6-2	350	R-So.
	95	Da'Jon Terry	6-4	325	R-So.
	21	Omari Thomas	6-4	316	So.
DE	9	Tyler Baron	6-5	260	So.
	6	Byron Young	6-3	245	Jr.
	30	Roman Harrison	6-2	240	Jr.
MLB	24	Aaron Beasley	6-1	225	Jr.
	38	Solon Page III	6-2	223	R-Sr.
WLB	33	Jeremy Banks	6-1	224	R-Jr.
	38	Solon Page III	6-2	223	R-Sr.
CB	2	Alontae Taylor	6-0	195	Sr.
	29	Brandon Turnage	6-1	186	R-So.
CB	4	Warren Burrell	6-0	190	Jr.
	5	Kenneth George Jr.	5-11	200	R-Sr.
STAR	26	Theo Jackson	6-2	203	Sr.*
	0	Doneiko Slaughter	6-0	190	So.
S	22	Jaylen McCollough	6-0	205	Jr.
	14	Christian Charles	6-1	186	Fr.
S	1	Trevon Flowers	5-11	200	Sr.
	12	Tamarion McDonald	6-2	200	So.

SPECIALISTS

PK	40	Chase McGrath	6-0	195	R-Sr.
	39	Toby Wilson	5-10	182	R-Jr.
P	37	Paxton Brooks	6-6	195	Sr.
	93	Kolby Morgan	5-11	195	Fr.
KO	39	Toby Wilson	5-10	182	R-Jr.
	37	Paxton Brooks	6-6	195	Sr.
LS	47	Matthew Salansky	5-11	245	R-So.
H	37	Paxton Brooks	6-6	195	Sr.
KR	1	Velus Jones Jr.	6-0	200	R-Sr.*
	8	Tiyon Evans	5-11	220	Jr.
PR	1	Trevon Flowers	5-11	200	Sr.
-or-	1	Velus Jones Jr.	6-0	200	R-Sr.*

- denotes graduated

* - denotes "super" senior who elected to return in 2021



SERIES HISTORY vs. KENTUCKY

117TH MEETING

(Tennessee leads, 81-26-9)

in Knoxville: 43-11-6

in Lexington: 38-15-3

Biggest Win: 52 points (52-0, 1994 in Knoxville)

Biggest Loss: 56 points (56-0, 1893 in Knoxville)

Longest Winning Streak: 26 games (1985-2010)

Longest Losing Streak: 4 games (1909-12)

Current Streak: Kentucky 1 game

AS KENTUCKY A&M

1893	Knoxville	L	0-56
1899	Knoxville	W	12-0
1901	Knoxville	W	5-0
1906	Lexington	L	0-21
1907	Knoxville	T	0-0

AS KENTUCKY STATE

1908	Knoxville	W	7-0
1909	Lexington	L	0-17
1910	Knoxville	L	0-10
1911	Lexington	L	0-12
1912	Knoxville	L	6-13
1913	Lexington	W	13-7
1914	Knoxville	W	23-6
1915	Lexington	L	0-6
1916	Knoxville	T	0-0

AS KENTUCKY

1919	Lexington	L	0-13
1920	Knoxville	W	14-7
1921	Lexington	T	0-0
1922	Knoxville	W	14-7
1923	Lexington	W	18-0
1924	Knoxville	L	6-27
1925	Lexington	L	20-23
1926	Knoxville	W	6-0
1927	Lexington	W	20-0
1928	Knoxville	T	0-0
1929	Lexington	T	6-6
1930	Knoxville	W	8-0
1931	Lexington	T	6-6
1932	Knoxville	W	26-0
1933	Lexington	W	27-0
1934	Knoxville	W	19-0
1935	Lexington	L	0-27
1936	Knoxville	W	7-6
1937	Lexington	W	13-0
1938	Knoxville	W	46-0
1939	Lexington	W	19-0
1940	Knoxville	W	33-0
1941	Lexington	W	20-7
1942	Knoxville	W	26-0
1944	Knoxville	W	26-13
1944	Lexington	W	21-7
1945	Lexington	W	14-0
1946	Knoxville	W	7-0
1947	Lexington	W	13-6
1948	Knoxville	T	0-0
1949	Lexington	W	6-0
1950	Knoxville	W	7-0
1951	Lexington	W	28-0
1952	Knoxville	T	14-14
1953	Lexington	L	21-27
1954	Knoxville	L	13-14
1955	Lexington	L	0-23
1956	Knoxville	W	20-7
1957	Lexington	L	6-20
1958	Knoxville	L	2-6

1959	Lexington	L	0-20
1960	Knoxville	T	10-10
1961	Lexington	W	26-16
1962	Knoxville	L	10-12
1963	Lexington	W	19-0
1964	Knoxville	L	7-12
1965	Lexington	W	19-3
1966	Knoxville	W	28-19
1967	Lexington	W	17-7
1968	Knoxville	W	24-7
1969	Lexington	W	31-26
1970	Knoxville	W	45-0
1971	Lexington	W	21-7
1972	Knoxville	W	17-7
1973	Lexington	W	16-14
1974	Knoxville	W	24-7
1975	Lexington	W	17-13
1976	Knoxville	L	0-7
1977	Lexington	L	17-21
1978	Knoxville	W	29-14
1979	Lexington	W	20-17
1980	Knoxville	W	45-14
1981	Lexington	L	10-21
1982	Knoxville	W	28-7
1983	Lexington	W	10-0
1984	Knoxville	L	12-17
1985	Lexington	W	42-0
1986	Knoxville	W	28-9
1987	Lexington	W	24-22
1988	Knoxville	W	28-24
1989	Lexington	W	31-10
1990	Knoxville	W	42-28
1991	Lexington	W	16-7
1992	Knoxville	W	34-13
1993	Lexington	W	48-0
1994	Knoxville	W	52-0
1995	Lexington	W	34-31
1996	Knoxville	W	56-10
1997	Lexington	W	59-31
1998	Knoxville	W	59-21
1999	Lexington	W	56-21
2000	Knoxville	W	59-20
2001	Lexington	W	38-35
2002	Knoxville	W	24-0
2003	Lexington	W	20-7
2004	Knoxville	W	37-31
2005	Lexington	W	27-8
2006	Knoxville	W	17-12
2007	Lexington (4OT)	W	52-50
2008	Knoxville	W	28-10
2009	Lexington (OT)	W	30-24
2010	Knoxville	W	24-14
2011	Lexington	L	7-10
2012	Knoxville	W	37-17
2013	Lexington	W	27-14
2014	Knoxville	W	50-16
2015	Lexington	W	52-21
2016	Knoxville	W	49-36
2017	Lexington	L	26-29
2018	Knoxville	W	24-7
2019	Lexington	W	17-13
2020	Knoxville	L	7-34

NOTING THE TENNESSEE-KENTUCKY SERIES

- Tennessee leads the all-time series, 81-26-9, as the two teams will be meeting for the 78th consecutive season dating back to 1944. The Vols have played (116 times) and beaten Kentucky (81 times) more than any other opponent.
- The Vols have not lost back-to-back contests to Kentucky since 1976-77.
- Tennessee has captured 17 of its last 19 games in Lexington, including a 17-13 win in its last meeting at Kroger Field on Nov. 9, 2019.
- Since 1996, the Vols have scored 49 points or more nine times against Kentucky. In every one of those games, the Tennessee offense had over 450 yards, a feat the 2021 squad has produced four times and has done in three of its last four games.
- With Kentucky ranked No. 18/17 it is the first time since 2018 Tennessee has played three ranked opponents consecutively.
- The last time Tennessee faced Kentucky when the Wildcats were ranked the Vols bested No. 12 UK, 24-7, in Knoxville on Nov. 10, 2018.
- The last meeting in Lexington between the two teams when Kentucky was ranked? Nov. 19, 1977, when the then-No. 7 Wildcats beat Tennessee, 21-17.
- Tennessee head coach **Josh Heupel** and Kentucky head coach **Mark Stoops** were on staff together at Arizona in 2005. Heupel was the tight ends coach, while Stoops was the defensive coordinator and defensive backs coach. Mike Stoops was the head coach.
- This is **Josh Heupel's** first meeting vs. Kentucky as a head coach, but he did face the Wildcats twice as the offensive coordinator at Missouri in 2016 and 2017. His offense put up 568 yards of total offense in Lexington in 2017.
- **Heupel** and Stoops have previously squared off prior to Missouri. Heupel was the co-offensive coordinator and quarterbacks coach at Oklahoma in 2011, while Stoops was the defensive coordinator and defensive backs coach at Florida State. The then-No. 1 Sooners beat the then-No. 5 Seminoles, 23-13.

STAT COMPARISON

CATEGORY	TENNESSEE		KENTUCKY	
	VALUE	SEC (FBS) RANK	VALUE	SEC (FBS) RANK
3rd D Conv. Pct.	0.459	6 (28)	0.467	4 (19)
3rd D Conv. Pct. Defense	0.457	13 (117)	0.417	10 (94)
4th D Conv. Pct.	0.438	11 (95)	0.500	8 (67)
4th D Conv. Pct Defense	0.500	6 (52)	0.273	2 (6)
Completion Pct.	0.633	8 (47)	0.660	5 (26)
Fewest Penalties P/G	6.62	6 (78)	4.75	2 (19)
Fewest Penalty Yds P/G	61.88	8 (94)	40.88	2 (18)
First Downs Defense	175	11 (87)	155	7 (44)
First Downs Offense	193	4 (22)	159	12 (91)
Fumbles Lost	5	10 (75)	7	13 (112)
Fumbles Recovered	3	4 (91)	1	14 (127)
Kickoff Return Defense	22.38	10 (88)	14.00	2 (4)
Kickoff Returns	21.50	6 (59)	16.85	12 (117)
Net Punting	41.91	3 (26)	41.37	4 (35)
Passes Had Intercepted	2	1 (2)	9	11 (99)
Passes Intercepted	8	8 (35)	3	14 (116)
Passing Offense	231.1	8 (70)	191.0	13 (101)
Passing Yds Allowed	249.4	13 (94)	219.6	8 (58)
Passing Yds per Comp.	13.40	4 (32)	10.91	11 (110)
Punt Return Defense	1.75	1 (8)	6.00	7 (48)
Punt Returns	9.93	5 (45)	12.50	2 (25)
Red Zone Defense	0.933	13 (116)	0.920	12 (112)
Red Zone Offense	0.909	5 (25)	0.857	9 (58)
Rushing Defense	144.4	7 (61)	115.9	4 (23)
Rushing Offense	226.1	4 (13)	175.2	8 (56)
Sacks Allowed	3.50	14 (123)	1.62	5 (37)
Scoring Defense	26.5	10 (71)	20.8	5 (32)
Scoring Offense	37.4	4 (17)	26.2	12 (79)
Tackles for Loss Allowed	4.38	8 (49)	3.38	3 (18)
Team Passing Efficiency	159.96	3 (13)	139.88	8 (60)
Team Passing Effic. Defense	126.05	6 (47)	138.15	11 (86)
Team Sacks	2.62	8 (36)	2.00	11 (75)
Team Tackles for Loss	6.9	2 (11)	6.2	3 (24)
Time of Possession	25:19	14 (129)	30:08	5 (53)
Total Defense	393.8	10 (73)	335.5	6 (34)
Total Offense	457.2	5 (21)	366.2	12 (92)
Turnover Margin	0.50	3 (33)	-1.50	14 (130)
Turnovers Gained	11	10 (68)	4	14 (129)
Turnovers Lost	7	4 (17)	16	11 (116)



THE LAST MEETING

KENTUCKY	0	17	10	7	34
#18/17 TENNESSEE	0	7	0	0	7

Oct. 17, 2020 | Neyland Stadium | Knoxville, Tenn. | Time: 12:03 | Attendance: 22,519

No. 17 Vols Fall to Kentucky, 34-7

Tennessee running back Eric Gray rushed for a season-high 128 yards, but four first-half turnovers by the No. 18/17 Vols were too much to overcome in a 34-7 loss to Kentucky on Saturday afternoon in Neyland Stadium.

Gray posted his second 100-yard game of the season and third of his career. He ended up with 24 carries vs. UK on Saturday, finishing one short of the career-best 25 attempts he had vs. Vandy.

Defensively, UT was led by linebacker Quavaris Crouch, who was in on a career-high 11 stops.

The Vols fell to 2-2 on the year, while Kentucky evened its record at 2-2 after opening the season 0-2. The Wildcats snapped a string of 17-straight Vol home wins in the series that dated back to 1986.

Kentucky jumped on top 17-0 in the second quarter despite its offense moving past the 50-yard line only once in the first half. It was the Wildcats' defense putting all of those points on the scoreboard in a span of six-and-a-half minutes, capitalizing on three Vol miscues and turning two of them into scoring plays. UT's four turnovers allowed the Wildcats to carry a 10-point lead into the locker room, despite the Vols holding a 203 to 75 advantage in total yardage, including 120 to 28 on the ground.

Gray led all rushers in the first half with 101 of those yards on 18 carries. Tennessee freshman quarterback Harrison Bailey made his collegiate debut with 10:48 left in the game, driving the Vols to the UK 10 before the Big Orange turned it over on downs.

STAT LEADERS

TENNESSEE

Rushing	Att	Yds	TD	Long	Avg.
Eric Gray	24	128	0	14	5.3
Ty Chandler	12	51	1	10	4.2
Jabari Small	2	12	0	10	6.0
Guarantano	3	-16	0	0	-5.3
Totals	41	175	1	14	4.3

Passing	C-A-I	Yds	TD	Long	Sack
Guarantano	14-21-2	88	0	25	2
H. Bailey	1-4-0	24	0	24	0
J.T. Shrout	0-1-1	0	0	0	0
Totals	15-26-3	112	0	25	2

Receiving	No.	Yds	TD	Long
Brandon Johnson	4	37	0	25
Malachi Wideman	1	24	0	24
Eric Gray	3	20	0	10
Josh Palmer	1	11	0	11
Jacob Warren	1	7	0	7
Ramel Keyton	2	6	0	9
Ty Chandler	1	4	0	4
Totals	15	112	0	25

KENTUCKY

Rushing	Att	Yds	TD	Long	Avg.
Rodriguez	13	73	1	25	5.6
Wilson	8	32	0	23	4.0
McClain	7	23	0	7	3.3
Gatewood	3	23	0	14	7.7
Rose	10	22	0	10	2.2
Tisdale	3	16	0	6	5.3
Totals	45	187	1	25	4.2

Passing	C-A-I	Yds	TD	Long	Sack
Wilson	12-15-0	101	1	18	2
Gatewood	1-1-0	6	0	6	0
Totals	13-16-0	107	1	18	2

Receiving	No.	Yds	TD	Long
Ali	4	38	0	16
Dailey	3	25	1	14
Upshaw	2	22	0	18
Rigg	1	8	0	8
Drennen	1	6	0	6
Harris	1	5	0	513
Totals	13	107	1	18

SCORING SUMMARY

Team	Qtr	Time	Scoring Play	P-Yds	TOP	Score
UK	2nd	12:47	Joseph 41 yd interception return (Ruffolo kick)			0-7
UK	2nd	10:33	Davis 85 yd interception return (Ruffolo kick)			0-14
UK	2nd	06:18	Ruffolo 30 yd field goal	7-25	3:24	0-17
UT	2nd	01:36	Chandler 4 yd run (Cimaglia kick)	14-75	4:42	7-17
UK	3rd	07:24	Dailey 1 yd pass from Wilson (Ruffolo kick)	11-76	5:49	7-24
UK	3rd	01:02	Ruffolo 27 yd field goal	8-49	3:57	7-27
UK	4th	10:54	Rodriguez 2 yd run (Ruffolo kick)	7-54	3:58	7-34

NATIONAL POLLS

ASSOCIATED PRESS

Rank	School	Record	Points
1	Georgia (63)	8-0	1,575
2	Cincinnati	8-0	1,455
3	Alabama	7-1	1,413
4	Oklahoma	9-0	1,382
5	Michigan State	8-0	1,340
6	Ohio State	7-1	1,296
7	Oregon	7-1	1,233
8	Notre Dame	7-1	1,067
9	Michigan	7-1	1,048
10	Wake Forest	8-0	1,025
11	Oklahoma State	7-1	915
12	Auburn	6-2	853
13	Texas A&M	6-2	847
14	Baylor	7-1	833
15	Ole Miss	6-2	678
16	UTSA	8-0	460
17	BYU	7-2	450
18	Kentucky	6-2	409
19	Iowa	6-2	342
20	Houston	7-1	338
21	Coastal Carolina	7-1	237
22	Penn State	5-3	182
23	SMU	7-1	176
24	Louisiana	7-1	161
25	Fresno State	7-2	151

RV: Pitt 117, NC State 104, Wisconsin 91, Mississippi State 79, Arkansas 72, Minnesota 51, San Diego State 50, Appalachian State 23, Utah 11, Iowa State 9, Nevada 2

AFCA COACHES

Rank	School	Record	Points
1	Georgia (64)	8-0	1,600
2	Cincinnati	8-0	1,460
3	Alabama	7-1	1,453
4	Oklahoma	9-0	1,423
5	Ohio State	7-1	1,336
6	Michigan State	8-0	1,325
7	Oregon	7-1	1,198
8	Notre Dame	7-1	1,095
9	Wake Forest	8-0	1,051
10	Michigan	7-1	1,050
11	Oklahoma State	7-1	922
12	Texas A&M	6-2	910
13	Baylor	7-1	815
14	Auburn	6-2	802
15	Ole Miss	6-2	680
16	Iowa	6-2	512
17	Kentucky	6-2	497
18	UTSA	8-0	401
19	Houston	7-1	349
20	BYU	7-2	310
21	Coastal Carolina	7-1	301
22	NC State	6-2	265
23	Penn State	5-3	215
24	SMU	7-1	192
25	Pitt	6-2	162

RV: Louisiana 156, Fresno State 73, San Diego State 65, Arkansas 65, Minnesota 29, Wisconsin 26, Mississippi State 20, Appalachian State 10, Utah 10, Air Force 9, Liberty 4, Clemson 4, Iowa State 4, Arizona State 1

COLLEGE FOOTBALL PLAYOFF

Rank	School	Record
1	Georgia	8-0
2	Alabama	7-1
3	Michigan State	8-0
4	Oregon	7-1
5	Ohio State	7-1
6	Cincinnati	8-0
7	Michigan	7-1
8	Oklahoma	9-0
9	Wake Forest	8-0
10	Notre Dame	7-1
11	Oklahoma State	7-1
12	Baylor	7-1
13	Auburn	6-2
14	Texas A&M	6-2
15	BYU	7-2
16	Ole Miss	6-2
17	Mississippi State	5-3
18	Kentucky	6-2
19	NC State	6-2
20	Minnesota	6-2
21	Wisconsin	5-3
22	Iowa	6-2
23	Fresno State	7-2
24	San Diego State	7-1
25	Pitt	6-2



2021 HONORS

Paxton Brooks • Sr. • P

- Ray Guy Award Watch List
- Preseason All-SEC Second Team (Coaches, Media, Phil Steele)
- Ray's 8 Selection (vs. Ole Miss, 10/18)

Matthew Butler • Sr. • DL

- William V. Campbell Trophy Semifinalist
- Wuerffel Trophy Nominee
- NCAA Postgraduate Scholarship Recipient

Dayne Davis • R-So. • OL

- Burlsworth Trophy Nominee

Princeton Fant • R-Sr. • TE

- Reese's Senior Bowl Watch List

Trevon Flowers • Sr. • DB

- Preseason All-SEC Fourth Team (Phil Steele)

Hendon Hooker • R-Sr. • QB

- Johnny Unitas Golden Arm Award Watch List
- Davey O'Brien Award Class of 2021
- Davey O'Brien Award Great 8 QB of the Week (vs. South Carolina, 10/11)
- Manning Award Star of the Week (at Missouri, 10/4)
- CFPA Honorable Mention National Performer of the Week (at Missouri, 10/4)

Velus Jones Jr. • R-Sr. • WR/RS

- Paul Hornung Award Watch List
- Preseason All-SEC First Team (Athlon)
- Preseason All-SEC Third Team (Phil Steele)
- Reese's Senior Bowl Watch List

Cade Mays • Sr. • OL

- SEC Offensive Lineman of the Week (at Missouri, 10/4)
- Preseason All-SEC First Team (Coaches, Media)
- Preseason All-SEC Second Team (Athlon)
- Preseason All-SEC Third Team (Phil Steele)
- Reese's Senior Bowl Watch List

Chase McGrath • R-Sr. • PK

- Lou Groza Collegiate Place-Kicker Award Watch List

Jabari Small • So. • RB

- Doak Walker Award Watch List

Alontae Taylor • Sr. • DB

- SEC Football Leadership Council Vice Chair
- Preseason All-SEC Third Team (Coaches, Media)
- Reese's Senior Bowl Watch List

Brandon Turnage • R-So. • DB

- SEC Defensive Player of the Week (vs. South Carolina (10/11))

Len'Neth Whitehead • R-Fr. • RB

- SEC Co-Freshman of the Week (at Missouri, 10/4)

NOTEBOOK

HENDO CINCO

- Graduate transfer **Hendon Hooker** has taken control of Tennessee's quarterback position since Sept. 18 vs. Tennessee Tech. Hooker, who owns eligibility this season and next season, transferred from Virginia Tech in January 2021. Hooker produced an 8-7 record as a starter for the Hokies, throwing for 2,894 yards and 22 touchdowns, while rushing for 1,033 yards on 247 carries with 15 touchdowns on the ground.
- **Hooker**, who is a candidate for the Davey O'Brien Award and Johnny Unitas Golden Arm Award, is 3-3 as a starter at Tennessee and 11-10 for his collegiate career.
- **Hooker's** road start at Missouri on Oct. 3 saw him accumulate 305 yards of total offense and four touchdowns - three passing and one rushing. He was named a Manning Award Star of the Week for his performance.
- **Hooker** followed that up with 291 yards and four touchdowns in Tennessee's 45-20 win over South Carolina on Oct. 9. He completed an efficient 17-of-23 passes for 225 yards and three scores, while rushing for 66 yards and one TD. He was named to the Davey O'Brien Award's Great 8 for his efforts.
- Since being named the starter, **Hooker** has thrown 15 TD passes to only one interception in the last six games. During that span, he has accounted for 1,752 yards of total offense and 19 touchdowns and completed 68 percent of his passes.
- **Hooker** has accounted for multiple touchdowns in seven straight games entering the Kentucky contest. He has been responsible for 21 touchdowns this season - 17 pass and four rush. He's thrown at least one TD pass in seven straight games, representing the longest streak by a Vol since Tyler Bray did it in eight straight (last two games of 2011 - first six games of 2012). Earlier this season, he became the first UT quarterback to throw multiple TD passes in five straight games since Bray did it in six straight games to begin the 2012 season. Hooker has fired multiple TD passes in six games this season, including three TD passes in four games.
- **Hooker's** 179.92 quarterback rating in 2021 ranks fourth in the FBS and tops in the SEC. That figure is on pace to be the best in school history. Darryl Dickey (1985) holds the record at 163.00 (min. 100 attempts).

QB Passer Efficiency Rating

1. Grayson McCall, Coastal Carolina - 216.07
2. Caleb Williams, Oklahoma - 203.75
3. C.J. Shroud, Ohio State - 186.11
4. **Hendon Hooker, Tennessee - 179.92**
5. Bryce Young, Alabama - 177.10

Tennessee Single-Season Passer Efficiency Rating (min. 100 attempts)

1. **Hendon Hooker - 179.92 (2021)***
2. Darryl Dickey - 163.00 (1985)*
3. Heath Shuler - 157.25 (1993)*
4. Erik Ainge - 151.95 (2006)
5. Joshua Dobbs - 151.55 (2014)

* - denotes also led the SEC that season

- **Hooker** saw a streak of 140 consecutive passes without an interception end in the fourth quarter of the Alabama game. It was his 25th pass of the game and the streak dated back to the start of Tennessee Tech game in Week 3, his first game as a starter. The pick was his first as a starter. The streak finished as the fourth-longest streak in program history, trailing Jonathan Crompton (142, 2009), Casey Clausen (143, 2003) and Jarrett Guarantano (166, 2018).
- For the season, **Hooker** has thrown 17 touchdowns to only two interceptions. He's tied for the SEC lead in fewest interceptions thrown along with Ole Miss' Matt Corral, Georgia's JT Daniels and Auburn's Bo Nix.
- With 17 passing touchdowns this season, **Hooker** has already surpassed his career high in year one of **Josh Heupel's** offense. He threw 13 in 2019 at Virginia Tech. He's three TD passes away from entering Tennessee's single-season top 10 in touchdown passes. Peyton Manning is 10th with 20 in 1996.
- **Hooker** eclipsed the 4,000-yard passing mark for his college career with his 245-yard outing vs. No. 13 Ole Miss in Week 7. That tally includes his time at Virginia Tech. He currently sits at 4,472 passing yards entering the Kentucky game, and he's at 5,922 yards of total offense for his career.
- **Hooker** registered a season-high 341 yards of total offense against the Rebels in Week 7, including his first 100-yard rushing game at Tennessee. Hooker rushed 23 times for 108 yards. It was the third 100-yard game of his college career and first since rushing for 156 yards vs. Liberty as the starting QB at Virginia Tech on Nov. 7, 2020.
- **Hooker** followed that up with another spectacular performance at No. 4 Alabama on Oct. 23, finishing 19-of-28 for a season-high 341 passing yards and three touchdowns. It was his highest single-game output since throwing for 311 at Virginia on Nov. 29, 2019, as the starting QB at Virginia Tech. It was also the most passing yards by a Vol QB vs. Alabama since Erik Ainge threw for 302 in 2006.
- **Hooker's** 9.5 yards per passing attempt leads the SEC and is tied for seventh in the FBS.
- **Hooker's** 68.7 completion percentage this season ranks third in the SEC. That's currently on pace to be the best by a UT QB in single-season history (min. 100 attempts). Erik Ainge holds that mark when he finished the 2006 campaign at 67.0 percent (233-of-348).

Tennessee Single-Season Completion Percentage (min. 100 attempts)

1. **Hendon Hooker - 68.7 (2021; 114-166)**
2. Erik Ainge - 67.0 (2006; 233-348)
3. Darryl Dickey - 64.9 (1998; 85-131)
4. Heath Shuler - 64.6 (1993; 184-285)
5. Jeff Francis - 64.4 (1986; 150-233)



ON THIS DAY...

NOV.
6

THE RECORD: 10-4
THE STREAK: W1
LAST TIME:
2010; beat Memphis,
50-14, in Memphis

DID YOU KNOW:

Tennessee's last eight games on Nov. 6 came against non-conference foes. In 1965, the Vols bested No. 7 Georgia Tech, 21-7, in their first meeting after GT left the SEC.

VOLS IN THE NFL

NAME	TEAM	POS.	YR.
Derek Barnett	Eagles	DE	5
Marquez Callaway	Saints	WR	2
Justin Coleman	Dolphins	DB	7
Dustin Colquitt	Falcons	P	17
Morgan Cox	Titans	LS	12
Jason Croom^	Eagles	TE	4
Joshua Dobbs^	Steelers	QB	5
Malik Jackson	Browns	DT	10
Ja'Wuan James^	Ravens	OL	8
Jauan Jennings	49ers	WR	1
Alexander Johnson^	Broncos	LB	4
Jakob Johnson	Patriots	FB	3
Alvin Kamara	Saints	RB	5
John Kelly	Browns	RB	3
Khalil McKenzie*	Ravens	DT	4
Emmanuel Moseley	49ers	CB	4
Michael Palardy	Dolphins	P	6
Josh Palmer	Chargers	WR	1
Cordarrelle Patterson	Falcons	WR	9
Kyle Phillips^	Jets	DL	3
Jalen Reeves-Maybin	Lions	LB	5
Trey Smith	Chiefs	OL	1
Cameron Sutton	Steelers	CB	5
Darrell Taylor	Seahawks	DE	1
Bryce Thompson*	Saints	DB	1
Shy Tuttle	Saints	DL	3
Kendal Vickers	Raiders	DE	3
Nigel Warrior^	Seahawks	DB	2
Ethan Wolf*	Saints	TE	1

^ - denotes on IR

* - denotes on practice squad

Years listed includes current 2021 season

NOTEBOOK

FAST STARTS, FIRST QUARTERS OF HISTORY

- Tennessee has outscored opponents an amazing 124-30 in the first quarter this season. The only teams to score touchdowns on the Vols in the first quarter this season are Florida, Ole Miss and Alabama. The Vols held a 14-7 advantage on the Crimson Tide at the end of the first quarter in their last game.
- For the first time in modern program history, Tennessee put up back-to-back first quarters of 28 points, doing so at Mizzou in Week 6 and then vs. South Carolina in Week 7. (The quarter scoring annals date back to 1944.) The Vols were the first FBS team to achieve that feat vs. FBS opponents since Louisville did it during the first two weeks of the 2016 season, scoring 28 vs. Charlotte (Sept. 1) and 28 at Syracuse (Sept. 9). Tennessee was the first FBS team to put up multiple 28-point or more first quarters vs. FBS opponents in the same season since **Josh Heupel's** UCF team did it in 2019. The Knights scored 28 in the first vs. Stanford (Sept. 14) and then did it again two weeks later against UConn (Sept. 28).
- The last time any Tennessee team scored 28 points or more in a first quarter prior to this season was vs. Arkansas on Nov. 11, 2000, when they put 35 in a 63-20 win.
- Josh Heupel** teams are known for quick starts. In 44 games as a head coach, Heupel's squads have outscored opponents 571-244 (447-214 at UCF). No active FBS head coach scores more points per first quarter in a career than Heupel (12.98). Oklahoma's Lincoln Riley is second (11.81) followed by Ohio State's Ryan Day (10.17). *via SportSource analytics*
- Tennessee leads the nation in first quarter points per game (15.50), while Houston is second (13.38). Alabama is second in the SEC (12.63).
- Tennessee's scoring differential in the *first quarter* (offense minus defense) is +11.75, which also leads the nation. Georgia is second at +10.63.

CREATING NEGATIVE PLAYS

- Tennessee averages 8.75 tackles for loss per game, which is tops in the nation. Troy is second at 8.63.
- The Vols have racked up 70.0 tackles for loss through eight games under new defensive coordinator **Tim Banks**. That tally leads the SEC, leads all Power Five teams and ranks second in the FBS behind Liberty's 74.0 (in nine games). Auburn is the next closest SEC team at 63.0 TFLs.
- A total of 26 different players have 0.5 TFL so far, including 15 with multiple TFLs. LB **Jeremy Banks** leads the way with 9.0 for a loss of 37 yards. Banks is fourth in the SEC in that category. Banks also leads the squad in sacks with 4.5, which ranks eighth in the SEC.
- The Vols have produced four games this season with double-digit tackles for loss, including 10 apiece in two of their last three games (vs. South Carolina, Ole Miss). UT tallied 8.0 TFLs vs. Alabama in its last game.

LONG SCRIMMAGE PLAYS

- Tennessee has already hit on 10 offensive plays of 40 or more yards from scrimmage this season, which ranks fourth in the SEC. By comparison, the Vols had only three the entire 2020 season (10 games).
- The Vols own 21 offensive plays of 30 or more yards, eclipsing its entire 2020 season total already (14 in 10 games). UT is tied for second in the SEC in that category with Florida.
- In conference-only games, the Vols have connected on 15 30 or more yard plays, which leads the SEC. They also lead the SEC in 60-yard plays in SEC games (3) and 70-yard plays in SEC games (3).

GETTING DEFENSIVE

- Tennessee's new-look defense under the direction of defensive coordinator **Tim Banks** has shined through the first eight games despite a low scholarship number.
- The Vols have held four of their first eight opponents under 100 yards rushing. This season, UT held Bowling Green (32), Pittsburgh (96), Tennessee Tech (35) and Missouri (74) under 100 yards rushing.
- Tennessee is one of only five SEC teams to not issue a play of 70 or more yards from scrimmage this season, joining Auburn, Kentucky, Georgia and Ole Miss.
- The Vols registered their first defensive safety since 2015 when **Omari Thomas** sacked Ole Miss' Matt Corral in the first quarter in Week 7. It was the first time since Derek Barnett took down Vanderbilt's Kyle Shurmur on Nov. 28, 2015.

CHILI HOT SPECIAL TEAMS SUCCESS

- Special teams coordinator **Mike Ekeler** takes pride in his squad causing mayhem. The Vols have blocked two punts this season -- both by true freshman -- which is tied for second in the SEC and tied for 10th in the FBS. It's the first time since 2019 that the Vols have blocked multiple punts in a season (2).
- True freshman **Christian Charles** blocked a punt on the first series against Pitt in Week 2 that was recovered at the Pitt 2-yard line. It led to a touchdown on the Vols' first play from scrimmage.
- In a Week 8 game at No. 4 Alabama, true freshman **De'Shawn Rucker** came off the edge to block a punt in the third quarter that was recovered at the Alabama 16-yard line. It led to a Tennessee field goal on the ensuing possession.
- Tennessee is yielding only 1.75 yards per punt return, a mark that leads the SEC and ranks eighth in the FBS.
- Senior punter **Paxton Brooks** is averaging 44.52 yards per punt in 2021 and that ranks fourth in the SEC.



VOL TRENDS

	2021	STREAK
September	2-2	L1
October	2-2	L2
November	0-0	L2
vs. above .500 (time of game)	1-4	L2
vs. below .500 (time of game)	1-0	W2
vs. at .500 (time of game)	1-0	W2
SEC at home	1-1	L1
SEC on road	1-1	L1

UT vs. Non-Conference Opponents

overall	2-1	W1
at home	2-1	W1
on the road	0-1	L3
neutral	0-0	W1

UT Record In Games ...

decided by 7 pts or less	0-2	L2
decided by 3 pts or less	0-0	W1
Home during the day	2-1	W2
Home at night	1-1	L1
Road during the day	1-0	W2
Road at night	0-2	L4

UT Record When ...

scoring first	4-1	W3
opponent scores first	0-3	L6
leading after the 1st quarter	4-2	L1
trailing after the 1st quarter	0-2	L4
tied after the 1st quarter	0-0	L1
leading at halftime	4-0	W5
trailing at halftime	0-4	L8
tied at halftime	0-0	L6
halftime lead/deficit 4 pts	0-0	L1
leading after the 3rd quarter	4-0	W14
trailing after the 3rd quarter	0-4	L11
tied after the 3rd quarter	0-0	L2
3rd qtr lead/deficit 4 pts	0-0	W2
tied after 4th quarter/OT	0-0	L1
turnover margin even	0-2	L5
turnover margin +1 or better	3-1	W2
turnover margin +2 or better	3-0	W10
turnover margin +3 or better	1-0	W5
turnover margin -1 or worse	1-1	L1
turnover margin -2 or worse	1-1	L1
turnover margin -3 or worse	0-1	L1
scoring less than 20 pts	0-1	L7
scoring 20 or more pts	4-2	L1
scoring 25+ pts	4-2	L1
allowing 14 or fewer pts	2-0	W20
allowing 25 or fewer pts	4-0	W5
allowing 30+ pts	0-4	L27

UT Record With ...

less than 300 yds total offense	0-0	L4
300+ yds total offense	4-4	L2
400+ yds total offense	4-2	L1
500+ yds total offense	1-0	W4
600+ yds total offense	1-0	W2
less than 100 yds rushing	0-1	L4
100+ yds rushing	4-3	L1
150+ yds rushing	4-1	L1
200+ yds rushing	4-1	L1
250+ yds rushing	2-0	W6
less than 200 yds passing	1-0	W1
less than 300 yds passing	4-4	L2
300+ yds passing	0-0	W3
350+ yds passing	0-0	W3
400+ yds passing	0-0	W1

NOTEBOOK

TENNESSEE TAKEAWAYS

- The Vols came into Week 3 against Tennessee Tech without having forced a takeaway this season. That course has changed quickly in the last six weeks as the Vols have forced 11 turnovers and racked up eight interceptions, which ranks eighth in the SEC.
- Tennessee is now +3 in turnover margin for the season (third in the SEC) and +8 for the last six games. After losing the turnover battle in the first two games, UT has not lost the turnover battle in six straight contests (+3 vs. Tennessee Tech, +1 at Florida, +2 at Missouri, +2 vs. South Carolina, 0 vs. Ole Miss, 0 at Alabama).
- The Vols have capitalized and scored 49 points off turnovers this season.
- LB **Aaron Beasley** is tied for second in the SEC in fumbles recovered with two, while S **Jaylen McCollough** is tied for second in the SEC and tied for 10th in the FBS with three interceptions this year. McCollough has a pick three out of his last six games.
- Ole Miss QB Matt Corral entered Week 7 vs. Tennessee as the only SEC QB to not throw an interception this year, but that changed when S **Trevon Flowers** picked off a deflected pass in the fourth quarter.
- A look at Tennessee's takeaways this season:

Player	Turnover	Opponent (Quarter)
Jaylen McCollough	INT (16 yds)	Tennessee Tech (1Q)
Solon Page III	INT (31 yds TD)	Tennessee Tech (3Q)
Alontae Taylor	INT (29 yds)	Tennessee Tech (3Q)
Tamarion McDonald	INT(4 yds)	Tennessee Tech (4Q)
Alontae Taylor	FF (FR by Aaron Beasley)	at Florida (2Q)
Jeremy Banks	INT (32 yds)	at Missouri (1Q)
Jaylen McCollough	INT (29 yds)	at Missouri (3Q)
Jaylen McCollough	INT (no return)	South Carolina (1Q)
Aaron Beasley	FR (not forced)	South Carolina (1Q)
Trevon Flowers	INT (no return)	Ole Miss (4Q)
Kamal Hadden	FF (FR by Kenneth George)	at Alabama (2Q)

TEN NEW POWER FIVE TRANSFERS

- In April, the NCAA ratified a rule change that allowed all athletes who have not yet transferred the ability to do so one time in a college career and be immediately eligible to play. Since January 2021, a total of 10 players from Power Five programs joined the Vols. Several are making an immediate impact:

Name	Previous School	Notable (eligibility year counts this year)
R-So. DB Kamal Hadden	Auburn	Signed with Auburn in Dec. 2020, played at Independence CC
R-Sr. QB Hendon Hooker	Virginia Tech	8-7 record as starter at VTech, 2 years of eligibility left
R-Sr. PK Chase McGrath	Southern Cal	Starting PK at USC for 3 seasons, 2 years of eligibility left
R-Jr. QB Joe Milton III	Michigan	Started 5 games last season at UM, 3 years of eligibility left
Sr. LB Juwan Mitchell	Texas	Leading tackler at Texas last year (62), 2 years of eligibility left
R-Fr. LB William Mohan	Michigan	Played 1 game as true fr. at Michigan, 4 years of eligibility left
Sr. WR JaVonta Payton	Mississippi State	Started 5 games at MSU, 372 yards, 1 year of eligibility left
R-So. Da'Jon Terry	Kansas	Played 10 games at KU, 4 years of eligibility left
R-Sr. DL Caleb Tremblay	Southern Cal	Played 18 games at USC, 1 year of eligibility left, age 25
R-So. DB Brandon Turnage	Alabama	Played 4 games in two seasons at Bama, 4 years left

17 GRADUATES ON 2021 ROSTER

- A total of 17 Volunteers are wearing the SEC graduate patch on their jerseys this season. The list includes:

Name	Degree	School Earned
Ja'Quain Blakely	Sociology	Tennessee (2020)
Paxton Brooks	Kinesiology	Tennessee (2021)
Matthew Butler	Political Science	Tennessee (2020)
Tanner Dobrucky	Supply Chain Management	Tennessee (2021)
Grant Frerking	Supply Chain Management	Tennessee (2021)
Kenneth George Jr.	Communication Studies	Tennessee (2020)
Hendon Hooker	Public Relations	Virginia Tech (2020)
Velus Jones Jr.	Sociology	Southern Cal (2019)
Cheyenne Labruzzo	Supply Chain Management	Tennessee (2021)
Ollie Lane	Kinesiology	Tennessee (2021)
Chase McGrath	Communications	Southern Cal (2020)
Joe Milton III	American Culture	Michigan (2021)
JaVonta Payton	Communications	Mississippi State (2020)
J.T. Siekerman	Business Analytics	Tennessee (2021)
Caleb Tremblay	Sociology	Southern Cal (2020)
Jacob Warren	Kinesiology	Tennessee (2021)
Toby Wilson	Finance	Tennessee (2021)

NOTEBOOK

COMPARING 2021 DEFENSE VS. 2020 DEFENSE

- Tennessee has made a defensive improvement since 2020 as illustrated by these numbers.

Scoring Defense through first eight games of 2020: 31.2 (76th in FBS)

Scoring Defense through first eight games of 2021: 26.5 (71st in FBS)

-4.7 differential

Defensive Yards Per Play through first eight games of 2020: 5.83 (76th in FBS)

Defensive Yards Per Play through first eight games of 2021: 5.11 (37th in FBS)

-0.72 differential

Interceptions through first eight games of 2020: 3 (91st in FBS)

Interceptions through first eight games of 2021: 8 (34th in FBS)

+5 differential

RB DUO OF SMALL, EVANS

- Tennessee's top two running backs departed last season in Eric Gray (Oklahoma) and Ty Chandler (North Carolina), but the Vols haven't missed a beat with the emergence of junior **Tiyon Evans** and sophomore **Jabari Small**.
- Both went over 100 yards rushing in the season-opener. It represented the 21st time in program history that UT had two 100-yard rushers in the same game and the first since QB Joshua Dobbs (190) and RB John Kelly (101) vs. Missouri on Nov. 19, 2016.
- It was the first time the Vols produced multiple 100-yard running backs in the same game since the 2015 season-opener against Bowling Green (Sept. 5) when Jalen Hurd (123) and Alvin Kamara (144) achieved the feat.
- Evans** owns three 100-yard rushing games this season, and despite battling injury, he is averaging 86.0 yards per game on the ground, which ranks fifth in the SEC. In conference-only contests, he is putting up 88.75 yards per game on the ground, which ranks sixth in the SEC. Evans is averaging 6.4 yards per carry in all games.
- Making his UT debut in the season-opener, **Evans** had 16 carries for 120 yards and one touchdown. He averaged 7.5 yards per carry and collected 63 yards after contact. Evans was the first Vol to rush for over 100 yards in his UT debut since Alvin Kamara rushed for 144 yards on Sept. 5, 2015, vs. Bowling Green in Nashville. According to PFF, Evans was the second-highest graded Power Five running back in Week 1 at 87.8.
- In Week 5 at Missouri on Oct. 3, **Evans** did it again, carrying it 15 times for 156 yards and three touchdowns highlighted by a 92-yard rush in the first quarter. The 92-yard rush was the third-longest rush in UT history and is currently the sixth-longest rush by an FBS player this season. All three of Evans' scores came in the first quarter. He became the first Vol to score three times in a quarter since at least 2000. Evans averaged 10.4 yards per carry on the day.
- Evans** has scored a touchdown in five of the six games he has played as a Vol; 1 rush vs. Bowling Green, 1 rush vs. Tennessee Tech, 1 receiving at Florida, 3 rush at Missouri, 1 rush vs. South Carolina). His seven total touchdowns are tied for 10th in the SEC and lead the Vols.
- Evans** did not play against Ole Miss in Week 7 (injury) and he was limited vs. Alabama in Week 8 (injury).
- Small**, making his first career start, finished with 117 yards on 22 carries and his first career rushing touchdown in the season-opener against Bowling Green. Small did not play vs. South Carolina in Week 6 (injury).
- Small rushed for 92 yards on 21 carries against Ole Miss on Oct. 16. He scored on a 1-yard rush in the third quarter.

Longest FBS Rushes This Season

Yds.	Name (Team)	Opponent	Date
99	Montrell Johnson (Louisiana)	Arkansas State	10/21/21
99	Armani Rogers (Ohio)	Buffalo	10/16/21
94	Kenneth Walker III (Michigan St.)	Rutgers	10/9/21
94	Haaziq Daniels (Air Force)	Florida Atlantic	9/25/21
94	Jarquez Hunter (Auburn)	Alabama State	9/11/21
92	Tiyon Evans (Tennessee)	Missouri	10/2/21

Longest Rushes UT All-Time

Yds.	Name	Opponent	Date
99	Kelsey Finch	at Florida	10/22/1977
94	Eric Gray	Vanderbilt	9/21/2019
92	Tiyon Evans	at Missouri	10/2/2021

46 VOLS MAKE DEBUT THIS SEASON, 20 FRESHMEN

- A total of 27 Vols made their Tennessee debut in the season-opening win over Bowling Green on Sept. 2. Ten of those were freshmen, including four true and six redshirt. The full list includes: R-So. OL **Parker Ball**, DB R-Fr. **Will Brooks**, Fr. DB **Christian Charles**, So. WR **Anderson Coby**, Jr. OL **Jeremiah Crawford**, R-So. OL **Dayne Davis**, Jr. RB **Tiyon Evans**, R-Sr. QB **Hendon Hooker**, R-Sr. LB **Nick Humphrey**, R-Fr. WR **Jack Jancek**, R-Sr. DB **Bradley Jones**, R-Sr. PK **Chase McGrath**, Fr. WR **Walker Merrill**, R-Jr. QB **Joe Milton III**, Sr. LB **Juwan Mitchell**, R-Fr. LB **William Mohan**, Sr. WR **JaVonta Payton**, Sr. RB **Marcus Pierce Jr.**, R-Fr. OL **James Robinson**, Fr. DB **De'Shawn Rucker**, R-So. TE **Hunter Salmon**, R-So. DL **Da'Jon Terry**, R-Sr. DL **Caleb Tremblay**, R-So. DB **Brandon Turnage**, R-Fr. RB **Len'Neth Whitehead**, Fr. RB **Jaylen Wright** and R-Fr. DB **William Wright**.
- An additional 19 Vols made their debuts in Week 3 against Tennessee Tech on Sept. 18. Ten of those were freshmen, including eight true and two redshirt. The list includes: Fr. DB **Montrell Bandy** (special teams), R-So. **Michael Bittner** (special teams), Fr. WR **Lucien Brunetti** (special teams), Fr. TE **Miles Campbell**, Fr. PK **JT Carver**, R-So. LB **Matt Gaca** (special teams), R-So. **Isaac Green** (special teams), R-So. **Kamal Hadden**, Fr. WR **Nigel Lanier** (special teams), Fr. P **Kolby Morgan**, Fr. OL **William Parker**, R-Fr. OL **RJ Perry**, Sr. LB **Donovan Slates**, Sr. DL **Maurese Smith**, R-So. QB **Spencer Smith**, Jr. LS **Alton Stephens**, Fr. LB **Aaron Willis**, R-Fr. LB **Euniqué Valentine** (special teams) and Jr. LB **Byron Young**.
- In total, 20 freshmen - 12 true and eight redshirt - have played this season for Tennessee.

NINETEEN FIRST-TIME STARTERS

- A total of 19 Vols have made their first career collegiate starts this season, including eight on offense and 11 on defense. Two true freshmen have started this season.
- Four Vols made their first career collegiate starts in the season-opening win over Bowling Green on Sept. 2 -- one on offense and three on defense. The list includes: So. RB **Jabari Small**, Sr. DL **Ja'Quain Blakely**, So. DE **Tyler Baron** and R-Jr. LB **Jeremy Banks**. Starting quarterback **Joe Milton III** (Michigan) and wide receiver **JaVonta Payton** (Mississippi State) had started at previous schools prior to coming to Tennessee.
- Against Pitt on Sept. 11 in Week 2, R-Jr. LG **Ollie Lane**, Jr. LB **Aaron Beasley** and R-Sr. LB **Solon Page III** made their first career starts.
- During Week 3 against Tennessee Tech on Sept. 18, Jr. RB **Tiyon Evans**, R-Jr. LG **Kingston Harris** and Fr. WR **Walker Merrill** made their first career starts.
- In the SEC opener at No. 11 Florida, So. WR **Jimmy Calloway** made his first career start.
- UT's big 62-24 win at Missouri on Oct. 2 saw three Vols make their first career starts on defense, including Fr. S **Christian Charles** (in place of an injured **Trevon Flowers**), Jr. DE **Roman Harrison** and So. DT **Omari Thomas**.
- The Vols' SEC home opener vs. South Carolina included two first-time starters -- Jr. DE **Byron Young** and So. STAR **Brandon Turnage**. Turnage delivered in a big way in place of an injured **Theo Jackson**, registering a game-high 14 tackles and two tackles for loss. Turnage was recognized as the SEC Defensive Player of the Week for his efforts, becoming the first Vol to earn the honor since Bryce Thompson claimed the award on Dec. 14, 2020.
- In a road game at No. 4 Alabama in Week 4, the Vols produced three first-time starters. **Dayne Davis** made his first career start at right tackle, while **James Robinson** started as a blocking tight end. **Kamal Hadden** made his first career start at cornerback, filling in for an ill **Warren Burrell**, who missed the game.

NO. 1 IN THE SEC ...

- The **Josh Heupel** effect has already made a massive impact eight games in. Tennessee ranks first in the SEC in:
 - Rushing Offense in SEC Games (228.0)
 - Yards Per Play in SEC Games (6.80)
 - Tackles for Loss (70.0; 2nd in FBS)
 - Turnover Margin in SEC Games (+5)
 - 30+ Yard Plays in SEC Games (15)
- In all games, the Volunteers are averaging 457.3 yards per game of total offense. That ranks fifth in the SEC and 22nd in the FBS.
- To illustrate Heupel's impact, the Vols averaged 346.2 yards per game of total offense a season ago, a mark that ranked 11th in the SEC and 102nd in the FBS.



NOTEBOOK

- The Vols are averaging 226.1 yards per game rushing, a mark that ranks fourth in the SEC and 13th nationally.
- Tennessee has rushed for over 200 yards in five of its eight games this season, and they have gone over 100 yards seven times.
- The Vols have racked up 20 rushing touchdowns this season, which ranks second in the SEC.
- Tennessee has already racked up 39 touchdowns this season, eclipsing each of its four previous season totals - 2020 (29), 2019 (35), 2018 (35), 2017 (28).

IN JOSH HEUPEL'S 44 GAMES AS A HEAD COACH ...

- His teams have scored 30 points 38 times (five times at Tennessee) and own a 32-6 record when doing so. The only times his teams did not hit 30 points was at Cincinnati (2019), Tulsa (2020), BYU (2020), Florida (2021), Ole Miss (2021) and Alabama (2021).
- His teams have scored 40 points 23 times (three times at Tennessee)
- His teams have scored 50 points 12 times (twice at Tennessee)
- His teams have scored 60 points three times (once at Tennessee)
- His teams have put up 400 yards of total offense in a game 40 times (six times at Tennessee).
- His teams have put up 500 yards of total offense in a game 22 times (once at Tennessee).
- His teams have put up 600 yards of total offense in a game 13 times (once at Tennessee).

HEUPEL REACHES 30 CAREER VICTORIES, 11TH IN WIN PERCENTAGE

- **Josh Heupel** reached the 30-win mark as a head with a 56-0 win over Tennessee Tech on Sept. 18. He owned a 28-8 mark at UCF and is 4-4 at Tennessee. Heupel became the fourth-quickest active FBS head coach (39 games) to reach 30 career victories, behind only Oklahoma's Lincoln Riley (34), Stanford's David Shaw (35), UCLA's Chip Kelly (35) and Georgia's Kirby Smart (38).
- Heupel ranks 11th among active FBS head coaches in winning percentage (min. two seasons coached, wins at an FBS school) with a 72.73 mark.

Active FBS Head Coach Winning Percentage (min. two seasons; wins only as an FBS coach)

Coach	Current Team	Record	Win Pct.
1. Ryan Day	Ohio State	30-3	90.91
2. Lincoln Riley	Oklahoma	54-8	87.10
3. Kirby Smart	Georgia	60-14	81.08
4. Nick Saban	Alabama	268-66-1	80.15
5. Dabo Swinney	Clemson	145-36	80.11
6. Jimbo Fisher	Texas A&M	115-35	76.67
7. Shawn Clark	Appalachian State	16-5	76.19
8. Bryan Harsin	Auburn	82-26	75.93
9. Jeff Traylor	UTSA	15-5	75.00
10. Billy Napier	Louisiana	35-12	74.47
11. Josh Heupel	Tennessee	32-12	72.73

853 WINS AND COUNTING

- Tennessee's season-opening win was the program's 850th all-time. The Vols became the 10th FBS program to reach 850 wins, joining Michigan, Ohio State, Alabama, Texas, Notre Dame, Oklahoma, Nebraska, Penn State and USC. Win 850 came in the program's 125th season. The Vols enter the Kentucky game with 853 all-time victories.

"SUPER" SENIORS RETURN

- A total of seven seniors from the 2020 team elected to return for their COVID-19 exempt season and provide leadership and depth to the 2021 Vols.
- The list includes WR **Velus Jones Jr.**, cornerback **Kenneth George Jr.**, safety **Theo Jackson**, walk-on linebacker **Nick Humphrey**, defensive lineman **Ja'Quain Blakely**, defensive lineman **Matthew Butler** and defensive lineman **Aubrey Solomon**.
- An additional two "super seniors" joined the squad this offseason, including WR **JaVonta Payton** (Mississippi State) and DL **Caleb Tremblay** (Southern Cal).

ALL-PURPOSE VELUS JONES JR.

- In the spring of 2020, grad transfer wide receiver/return specialist **Velus Jones Jr.** enrolled at Tennessee after four seasons at Southern Cal. He elected to return for his second senior season at UT in 2021.
- Jones Jr. finished his USC career second all-time in school history in kickoff return yards with 1,947, just 194 shy of the USC record.
- Jones Jr., a Paul Hornung Award watch list candidate and preseason All-SEC selection, enters the Kentucky game with 2,704 career kickoff return yards, which leads all active FBS players.
- Jones Jr. led the SEC in kickoff return yards in 2020, racking up 398 on 18 returns. He ranked second in the league in kickoff return average at 22.11. Through eight games this season, Jones Jr. ranks second in the SEC, averaging 23.93 yards per kickoff return. His 359 total kickoff return yards this season is tops in the SEC.
- Jones Jr. has scored a touchdown three different ways during his college career - receiving (8), rushing (1) and kick return (1).
- Jones Jr. leads Tennessee and ranks fifth in the SEC this season in all-purpose yards with 118.5 per game.
- This season, Jones Jr. leads the Vols in receptions (31) and receiving yards (453) and ranks second on the squad in receiving touchdowns (4). He has already surpassed a career high in TD catches (3). He is ninth in the SEC in receiving yards per game (56.6) and 10th in receiving yards.
- Jones Jr. registered the first 100-yard receiving game by a Vol this season, hauling in six passes for 103 yards and one score against South Carolina on Oct. 9. It was the first by a Vol since he did it at Vanderbilt on Dec. 12 last season.

NOTING THE WIDE RECEIVERS

- Tennessee wide receivers are playing with confidence entering the Kentucky game. The Vols already have three receivers with over 250 yards on the year and two with over 400 yards.
- Graduate transfer **JaVonta Payton**, who came from Mississippi State, has caught a touchdown pass in five out of his last six games. He was the first Vol with a four-game TD catch streak since Josh Malone had five straight such games in 2016.
- **Payton** leads the Vols and ranks eighth in the SEC in touchdown catches with five. He hauled in a 57-yarder in the first quarter in his last game at No. 4 Alabama on Oct. 23.
- At least 16 Tennessee players have at least one reception this season with 11 players having multiple catches.
- A total of seven players have caught a touchdown pass this year. So, **Jalin Hyatt** became the latest to join the party, hauling in a 3-yard pass to open the scoring against South Carolina on Oct. 9. Four players have multiple TD catches.
- Junior **Cedric Tillman** has been consistent the entire season. He broke out in a big way at No. 4 Alabama on Oct. 23 tying career-highs in receptions (7) and touchdowns (1) and posting his first career 100-yard game, finishing the night with 152 yards. It was the highest receiving yardage output by a Vol since Jauan Jennings (now with the 49ers) recorded 174 yards vs. South Carolina on Oct. 26, 2019.
- Tennessee and Alabama are the only teams in the SEC with at least three players with at least four receiving touchdowns - Payton (5), Tillman (4) and Jones (4).

MAYS, GARLAND BROTHERS

- Knoxville natives **Cade Mays** and **Cooper Mays** are starters on the offensive line this season, continuing a family legacy of Vols. Cade and Cooper's father, Kevin, was an All-American SEC guard and offensive captain on the Vols' 1994 squad. Both Cade and Cooper prepped at Knoxville Catholic where they played together in high school before reuniting last season at Tennessee.
- The Mays brothers have both started in the same game three times at the collegiate level, doing so against No. 6 Florida on Dec. 5, 2020, with Cooper at center and Cade at right guard. They did it again in the 2021 season-opener against Bowling Green and at Florida on Sept. 25 with Cooper at center and Cade at right tackle. It marked the first time that the Vols had brothers start in the same game since Ethan Wolf and Eli Wolf both started at tight end in Tennessee's 2017 season opener vs. Georgia Tech.
- **Cade Mays** entered the 2021 season as a preseason first-team All-SEC selection by the league's coaches and media. Cade played two seasons at Georgia where he started 18 games before joining the Vols in the spring of 2020. Cade has played in and started 14 games for the Vols. Six of his

NOTEBOOK

- starts have come at right guard and eight at right tackle. Including his time at Georgia and Tennessee (32 starts), Cade has started 18 games at right guard, 10 at right tackle, two at left guard and two at left tackle. Cade did not play last game at No. 4 Alabama on Oct. 23 due to injury.
- Cade earned SEC Offensive Lineman of the Week honors for the first time in his career following an impressive performance in a 62-24 rout of Missouri on Oct. 2. Mays did not allow a pressure or penalty as the Vols finished with 458 rushing yards and 683 yards of total offense. Cade became the first Vol lineman to earn the honor since Trey Smith on Nov. 25, 2019.
 - **Kurott Garland** and **Kwauze Garland** are also brothers on the same Vol team for the third straight season. The Conyers, Georgia, natives both lettered in 2020. Kurott has played in 35 career games with six starts, while Kwauze has played in 13 contests. The two have seen action together in the same game in each of Tennessee's last nine contests dating back to last season. Below is a listing of notable brothers who lettered on the same Vol team:
 - **Kurott Garland, DL and Kwauze Garland, LB (2020)**
 - **Cade Mays, OL and Cooper Mays, OL (2020)**
 - Eli Wolf, TE and Ethan Wolf, TE (2016-17)
 - Elliott Berry, LB and Evan Berry, DB/KR (2014-17)
 - Cody Sullins, C and Cory Sullins, OG (2008-09)
 - Nick Reveiz, LB and Shane Reveiz, LB (2009)
 - Brad Cottom, TE and Jeff Cottom, TE (2006-07)
 - Benjie Shuler, WR and Heath Shuler, QB (1993)
 - Raleigh McKenzie, C and Reggie McKenzie, OLB (1982-84)
 - David Douglas, OT and Steve Douglas, DT (1984)
 - Doug Furnas, RB and Mike Furnas, OG (1982)
 - George Canale, WB, Frank Canale, TB and Whit Canale, WB (1962)
 - Bobby Urbano, RG and Roger Urbano, E (1956)
 - Bill Hubbard, G and Hal Hubbard, QB (1953)
 - Bob Dobelstein, G and Russ Dobelstein, LT (1944)
 - Graham Vowell, LE and Morris Vowell, RT (1914-16)

OFFENSIVE LINE RECOGNIZED ON JOE MOORE AWARD HONOR ROLL

- Tennessee's offensive line under the direction of coach **Glen Elarbee** has been named to the 2021 Joe Moore Award Midseason Honor Roll. Despite a rash of injuries, Tennessee has displayed toughness in protecting an offense that is averaging 457.3 yards per game, which ranks top 25 in the nation.
- Versatile seniors **Jerome Carvin** and **Cade Mays** lead the group, along with left tackle **Darnell Wright** and right guard **Javontez Spraggins**. A host of Vols have contributed significant offensive snaps, including center **Cooper Mays**, guard **Ollie Lane** and tackle **Dayne Davis**.
- **Carvin** has played 563 offensive snaps and has not allowed a sack this season. Cade Mays, a preseason All-SEC selection and SEC Offensive Lineman of the Week at Missouri, has not issued a sack in 369 offensive snaps. Wright has contributed 563 offensive snaps, and Spraggins has seen action on 562 plays. Each has issued only three sacks. Semifinalists for the Joe Moore Award will be selected on Nov. 16 with finalists chosen on Dec. 7.

SECONDARY LOADED WITH EXPERIENCE

- Tennessee's secondary is one of the most experienced units on the squad in 2021. The Vols returned both of their safeties in senior **Trevon Flowers** and junior **Jaylen McCollough**. Senior **Theo Jackson** serves as the starter at the STAR (nickel) position for the second straight season. The trio has combined to play in 112 games with 61 starts, including 20 starts by Flowers, 19 by Jackson and 22 by McCollough. Flowers was the Vols' leading tackler in the secondary a season ago with 62. Flowers erupted for a career-best 15 tackles at No. 11 Florida on Sept. 25. The 15 tackles were the most in a game by a Vol since LB Daniel Bituli had 19 in a 17-13 win over Kentucky on Nov. 9, 2019.
- Senior cornerback **Alontae Taylor**, a preseason All-SEC third-team selection by the media and coaches, is in his fourth straight season as a starter. Off the field, Taylor has played a valuable role in the SEC's return to play after COVID-19. Taylor serves as the Vice Chair of the SEC Football Leadership Council, and he spent a week in Belize in July 2021 as part of the Voleaders Academy.
- The secondary is coached by a familiar face who returned to Rocky Top in 2021. **Willie Martinez** is in his second stint at Tennessee after coaching the Vols' secondary from 2013-16. Martinez served on **Josh Heupel's** UCF staff from 2018-20. Martinez recruited both Taylor and Jackson.

AL WILSON COLLEGE FOOTBALL HALL OF FAMER

- On Dec. 7, 2021, Tennessee legendary linebacker Al Wilson will be formally inducted into the National Football Foundation (NFF) College Football Hall of Fame.
- Wilson becomes the 25th Vol to be enshrined in the College Football Hall of Fame and first since Peyton Manning in 2017. Of the 25 inductees, 21 were enshrined as players and four as coaches. The 25 inductees are the most in the SEC and sixth-most nationally.
- All season long, Tennessee will pay tribute to Wilson with decals on the brick walls of Neyland Stadium even with the 27-yard line, the number Wilson wore. The decals are located at all four quadrants of the field.
- Wilson's NFF Hall of Fame on-campus salute was held on Oct. 9 when the Vols hosted South Carolina in Neyland Stadium.

STATUES HONORING TRAILBLAZERS UNVEILED SEPT. 2

- On Thursday, Sept. 2, larger-than-life bronze statues commemorating Lester McClain, Jackie Walker, Condredge Holloway and Tee Martin were unveiled in the plaza outside Gate 21 at Neyland Stadium.
- In the first weeks of **Danny White's** tenure as Director of Athletics, he set in motion a plan to honor the contributions of these four lettermen who represent significant "firsts" and forged a path for generations of minority student-athletes to follow in their footsteps on Rocky Top.
- McClain became the program's first Black player in 1967—also made history as the first Black SEC player to score a touchdown when he hauled in his first of two scoring receptions during UT's 24-7 win at Georgia Tech on Oct. 12, 1968.
- Walker earned the distinction as the SEC's first Black football All-American in 1970 after leading a formidable Tennessee defense as an explosive junior linebacker with a knack for snagging interceptions.
- Holloway dazzled during a dominant, 34-3 season-opening victory at Georgia Tech on Sept. 9, 1972, while becoming the first Black player to start at quarterback on an SEC team.
- After guiding Tennessee to an undefeated 1998 season and an SEC Championship, Martin made history as the first Black quarterback to lead an SEC team to a National Championship by guiding the Volunteers to a 23-16 triumph over Florida State in the Fiesta Bowl on Jan. 4, 1999.

QUICK FACTS

Location (Founded): Knoxville, Tenn. (1794)
Conference: Southeastern (Eastern Div.)
Enrollment: 31,701
Colors: Orange & White
Nickname: Volunteers
Mascot: Smokey X
Band: Pride of the Southland
Chancellor: Donde Plowman
Director of Athletics: Danny White
Facility (Opened): Neyland Stadium (1921)
Capacity: 102,455 (Fifth-largest in CFB)
Record at Neyland: 476-140-17 (.766)
First Year of Football: 1891 (125th season)
All-Time Overall Record: 853-406-53 (.670)
All-Time SEC Record: 346-226-19 (.602)
SEC Championships: 13
 (1998, 1997, 1990, 1989, 1985, 1969, 1967, 1956, 1951, 1946, 1940, 1939, 1938)
SEC Eastern Division Championships: 5
 (2007, 2004, 2001, 1998, 1997)
SEC Championship Games: 5
National Championships: 6
 (1998, 1967, 1951, 1950, 1940, 1938)
BCS Titles: 1 (1998)

ALL-TIME WINS (FBS)

Rank	Team	Wins
1.	Michigan	971
2.	Ohio State*	938
3.	Alabama*	936
4.	Texas	927
5.	Oklahoma	926
6.	Notre Dame*	925
7.	Nebraska	908
8.	Penn State	907
9.	USC*	855
10.	Tennessee	853
11.	Georgia	847
12.	LSU	821

* Teams who have vacated wins

ACADEMIC SUCCESS

17 graduates on the current 2021 roster

1 current NCAA Postgraduate Scholarship recipient (**Matthew Butler**; seventh in Vol football history)

35 2020 Fall SEC Academic Honor Roll accolades (announced in Feb. 2021)

2 CoSIDA Academic All-District selections in June 2021 (**Paxton Brooks**, **Matthew Butler**)

83 multi-year NCAA Graduation Success Rate (Nov. 2020), top five in the SEC and highest in program history

300-YARD PASSERS, 100-YARD RUSHERS, 100-YARD RECEIVERS

400-YARD PASSING PERFORMANCES

none

300-YARD PASSING PERFORMANCES

none

100-YARD RECEIVING PERFORMANCES

Velus Jones Jr. (2 career, 1 in 2021)

Yds	Opponent	Date	Score
125	at Vanderbilt	12/12/20	W, 42-17
103	South Carolina	10/9/21	W, 45-20

Cedric Tillman (1 career, 1 in 2021)

Yds	Opponent	Date	Score
152	at Alabama	10/23/21	L, 24-52

200-YARD RUSHING PERFORMANCES

none

100-YARD RUSHING PERFORMANCES

Tiyon Evans (3 career, 3 in 2021)

Yds	Opponent	Date	Score
156	at Missouri	10/2/21	W, 62-24
120	Bowling Green	9/2/21	W, 38-6
119	South Carolina	9/9/21	W, 45-20

Hendon Hooker (3* career, 1 in 2021)

Yds	Opponent	Date	Score
108	Ole Miss	10/16/21	L, 26-31

* - had 2 100-yd games at Virginia Tech in 2020

Jabari Small (1 career, 1 in 2021)

Yds	Opponent	Date	Score
117	Bowling Green	9/2/21	W, 38-6

PROGRAM MILESTONE VICTORIES

No.	Date	Score	Opponent	Place
1	Oct. 15, 1892	25-0	Maryville	Maryville
50	Oct. 17, 1908	7-0	Kentucky State	Knoxville
100	Nov. 6, 1920	49-0	Transylvania	Knoxville
150	Oct. 27, 1928	26-7	Washington & Lee	Knoxville
200	Oct. 13, 1934	27-0	Mississippi	Knoxville
250	Nov. 16, 1940	41-14	Virginia	Knoxville
300	Oct. 16, 1948	21-6	Alabama	Knoxville
350	Oct. 15, 1955	20-0	Alabama	Birmingham
400	Nov. 9, 1963	26-0	Tulane	New Orleans
450	Oct. 3, 1970	48-3	Army	Knoxville
500	Nov. 22, 1975	17-13	Kentucky	Lexington
550	Nov. 26, 1983	34-24	Vanderbilt	Knoxville
600	Jan. 1, 1990	31-27	Arkansas	Dallas (Cotton)
650	Oct. 7, 1995	49-31	Arkansas	Fayetteville
700	Sept. 2, 2000	19-16	Southern Mississippi	Knoxville
750	Oct. 1, 2005	27-10	Mississippi	Knoxville
800	Aug. 31, 2013	45-0	Austin Peay	Knoxville
850	Sept. 2, 2021	38-6	Bowling Green	Knoxville

Current Total: 853 wins

HEAD COACH JOSH HEUPEL

First Season • @CoachJoshHeupel



- **32-12 Overall Record In Four Seasons**
- **28-8 Record In Three Seasons at UCF**
- **11th Among Active FBS Head Coaches Win Percentage**
- **Coached in three national title games and 16 bowl games**
- **Won eight conference championships**
- **2018 National Coach of the Year Finalist**
- **2018 FWA Award First-Year Coach of the Year Award Winner**
- **Coached multiple Heisman Trophy winners**
- **Top five FBS total offenses in each of last three seasons**
- **Coached seven NFL Draft picks at UCF, including school-record five selections in 2021 NFL Draft**

Former Oklahoma national champion quarterback and UCF head coach Josh Heupel takes the reins of Tennessee football in 2021. Heupel was officially announced as the Volunteers' 27th head football coach on Jan. 27, 2021, by Vice Chancellor/Director of Athletics Danny White, who he worked alongside at UCF.

A 2018 National Coach of the Year finalist and dynamic offensive playcaller, Heupel's 28 victories with the Knights ranked among the top 10 in the FBS over a three-year span from 2018-20. The 43-year-old has enjoyed success at every stop of his career dating back to his high school playing days in South Dakota.

Heupel's arrival in Knoxville comes after a triumphant three-year head coaching stretch at UCF, an era that saw the Knights reaffirm themselves as one of college football's most exciting teams. UCF owned a 28-8 overall record and a stellar 20-5 mark in conference play under his watch, while shattering a program record for NFL Draft picks with five Knights earning the call in the spring of 2021.

Under Heupel's watch, UCF was the only team in the FBS to rank among the top five in total offense in each of those three seasons (2018-20), and the Knights were the only program in the nation to average at least 522.7 yards of total offense in each of those years as well. UCF joined Alabama as the only teams to rank among the top eight in the country in passing in each of his last two seasons (2019-20).

Heupel was tabbed as head coach at UCF in December 2017 by White and promptly became one of only three coaches in college football history to lead a team to an undefeated regular season in his first year with them (Chris Petersen at Boise State in 2003 and Larry Coker at Miami in 2001 also accomplished that feat).

In 2018, his squad posted a 12-1 overall record and an 11-0 regular season mark en route to capturing the American Athletic Conference championship and a berth in the Fiesta Bowl. He led UCF to as high as seventh in both the Associated Press Top 25 and Amway Coaches poll, marking the highest regular-season rankings in program history. The Knights finished the year ranked 11th in the AP and 12th in the Coaches' poll.

For his efforts, Heupel was named the 2018 First Year Coach of the Year by the Football Writers Association of America, and he was a finalist for the Associated Press National Coach of the Year Award, the Paul "Bear" Bryant Coach of the Year Award and the Eddie Robinson Coach of the Year Award.

HEUPEL YEAR-BY-YEAR HEAD COACHING RECORD

Year	Team	Overall	Conf.	Notable
2018	UCF	12-1	9-0	AAC Champs, Fiesta Bowl, #11 AP, #12 Coaches
2019	UCF	10-3	6-2	Gasparilla Bowl, #24 AP, #24 Coaches
2020	UCF	6-4	5-3	Boca Raton Bowl (COVID-19 shortened season)
2021	Tennessee	4-4	2-3	
Overall	4 seasons	32-12(.727)	22-8	3 Bowl Games, 1 AAC Championship

PROLIFIC OFFENSES UNDER HEUPEL

TOTAL OFFENSE

Year	YPG	FBS	Conf.
2020 (UCF)	568.1	2	1
2019 (UCF)	540.5	2	1
2018 (UCF)	522.7	5	2
2017 (Mizzou)	502.2	8	1
2016 (Mizzou)	500.5	13	1

RUSHING

Year	YPG	FBS	Conf.
2020 (UCF)	210.7	25	3
2019 (UCF)	223.8	19	3
2018 (UCF)	265.2	8	3
2017 (Mizzou)	193.5	36	6
2016 (Mizzou)	205.1	38	8

SCORING OFFENSE

Year	YPG	FBS	Conf.
2020 (UCF)	42.2	8	1
2019 (UCF)	43.4	5	1
2018 (UCF)	43.2	6	2
2017 (Mizzou)	37.5	14	1
2016 (Mizzou)	31.4	48	5

PASSING

Year	YPG	FBS	Conf.
2020 (UCF)	357.4	4	1
2019 (UCF)	316.7	8	1
2018 (UCF)	257.5	37	4
2017 (Mizzou)	308.6	14	2
2016 (Mizzou)	295.4	20	2

THE HEUPEL FILE

PERSONAL INFORMATION

Full Name: Joshua Kenneth Heupel
Born: March 22, 1978 (age 43)
Hometown: Aberdeen, South Dakota
Education: Oklahoma, 2001 (bachelor's in business marketing)
Wife: Dawn
Children: Hannah, Jace

PLAYING HISTORY

1997: Weber State, quarterback
 1998: Snow College, quarterback
 1999-2000: Oklahoma, quarterback

COACHING HISTORY

2003-04: Oklahoma, Graduate Assistant
 2005: Arizona, Tight Ends
 2006-10: Oklahoma, Quarterbacks
 2011-14: Oklahoma, Co-Offensive Coordinator/Quarterbacks
 2015: Utah State, Assistant Head Coach/Offensive Coordinator/Quarterbacks
 2016-17: Missouri, Offensive Coordinator/QBs
 2018-20: UCF, Head Coach
 2021-present: Tennessee, Head Coach

NATIONAL CHAMPIONSHIPS (1)

2000 - Oklahoma (player)

CONFERENCE CHAMPIONSHIPS (8)

2018 AAC - UCF (head coach)
 2012 Big 12 - Oklahoma (co-offensive coordinator/QBs)
 2010 Big 12 - Oklahoma (quarterbacks)
 2008 Big 12 - Oklahoma (quarterbacks)
 2007 Big 12 - Oklahoma (quarterbacks)
 2006 Big 12 - Oklahoma (quarterbacks)
 2004 Big 12 - Oklahoma (graduate assistant)
 2000 Big 12 - Oklahoma (player)

BOWL GAME APPEARANCES AS A COACH (16)

2020 Boca Raton Bowl - UCF
 2019 Gasparilla Bowl - UCF
 2019 Fiesta Bowl - UCF
 2017 Texas Bowl - Missouri
 2015 Famous Idaho Potato Bowl - Utah State
 2014 Russell Athletic Bowl - Oklahoma
 2014 Sugar Bowl - Oklahoma
 2013 Cotton Bowl - Oklahoma
 2011 Insight Bowl - Oklahoma
 2011 Fiesta Bowl - Oklahoma
 2009 Sun Bowl - Oklahoma
 2009 BCS National Championship Game - Oklahoma
 2008 Fiesta Bowl - Oklahoma
 2007 Fiesta Bowl - Oklahoma
 2005 BCS National Championship Game Orange Bowl - Oklahoma
 2004 BCS National Championship Game Sugar Bowl - Oklahoma

BOWL GAME APPEARANCES AS A PLAYER (2)

2001 BCS National Championship Game Orange Bowl - Oklahoma
 1999 Independence Bowl - Oklahoma

ASSISTANT COACHING STAFF (PB = PRESS BOX | S = SIDELINE)



DEFENSIVE COORDINATOR
TIM BANKS (PB) • 1st season

Guided top 25 units as the co-defensive coordinator and safeties coach for five seasons at Penn State (2016-20) prior to Tennessee

Entering his 15th year of defensive coordinator experience, which includes stops at Illinois (2012-15), Cincinnati (2010-11), Central Michigan (2007-09)

Mentored 14 NFL Draft selections at Penn State, including six defensive backs



WIDE RECEIVERS
KODI BURNS (S) • 1st season

SEC veteran who served on Auburn's staff as the co-offensive coordinator and wide receivers coach from 2016-20

A total of nine Auburn offensive players were drafted under his watch, including multiple wide receivers in spring 2021

Part of three conference championships during his career, including two as a coach

Member of Auburn's 2010 SEC and national championship team



OUTSIDE LBs/SPECIAL TEAMS COORDINATOR
MIKE EKELER (S) • 1st season

In his 16th season in the Power Five and owns three national championship game appearances

Returns to the SEC after coaching two seasons at Georgia (2014-15; ILB/ST) and LSU (2005-07)

Coached with Heupel at Oklahoma from 2003-04 when both were graduate assistants

Spent the 2020 season at North Texas



OFFENSIVE LINE
GLEN ELARBEE (S) • 1st season

Returns to the SEC after stops at LSU (2007) and Missouri (2016-17, OL)

Enters his sixth year alongside Heupel as he was the offensive line coach at UCF from 2018-20

Helped pave the way for a UCF rushing attack that ranked in the top 25 nationally and top three in the AAC all three seasons

2018 Broyles Award semifinalist



DEFENSIVE LINE
RODNEY GARNER (S) • 1st season

Now in his 32nd season in the SEC and arguably the top defensive line coach in the nation with seven NFL first round draft picks

Returned to UT after serving as defensive line coach at Georgia from (1998-2012) and at Auburn from 2013-20

Owens six SEC Championships

Coached tight ends (1996-97) and offensive tackles at Tennessee (1997)



OFFENSIVE COORDINATOR/TIGHT ENDS
ALEX GOLESH (PB) • 1st season

In his 18th season at the collegiate level

Served as the co-offensive coordinator and tight ends coach at UCF in 2020

UCF ranked second in FBS in total offense in his lone season (568.1)

Also served on Power 5 staffs at Iowa State (2016-19) and Illinois (2012-15)

Got his coaching start at Ohio State from 2004-05

AFC A 35 Under 35 Class of 2019



QUARTERBACKS
JOEY HALZLE (PB) • 1st season

Served on Heupel's UCF staff for two seasons, including 2020 as quarterbacks coach

Won five Big 12 Conference championships, including two as a coach

Worked with Heupel for 10 seasons prior to UT - at Oklahoma (2009-11), Utah State (2015), Missouri (2016)

Three-time Big 12 champion quarterback at Oklahoma

UT COACHING STAFF

BY THE NUMBERS:

- 5 National Championships
- 5 National Title Game Appearances
- 48 Conference Championships
- 66 Seasons Coaching at Collegiate Level
- 63 Seasons Coaching in the SEC
- 156 Bowl Game Appearances

QUICK NOTES:

• Eight of the 10 assistant coaches on the staff have coordinator experience, including four as defensive coordinators (**Tim Banks, Mike Ekeler, Brian Jean-Mary, Willie Martinez**) and four as offensive coordinators (**Kodi Burns, Glen Elarbee, Alex Golesh, Jerry Mack**).

• Running Backs Coach **Jerry Mack** also owns head coaching experience as he served as head coach of North Carolina Central for four seasons.

• Two assistants on the staff are serving in their second stint at Tennessee, including **Rodney Garner** and **Willie Martinez**.

• Ten coaches on the staff played in college and three of them won national titles as players, including **Josh Heupel** (Oklahoma), **Kodi Burns** (Auburn) and **Willie Martinez** (Miami).



LINEBACKERS
BRIAN JEAN-MARY (S) • 1st season

In his 22nd season at the collegiate level
Owens three seasons of defensive coordinator experience at USF (2017-19) where they forced 69 turnovers

Also coached linebackers at Michigan (2020), Texas (2014-16), Louisville (2010-13), Georgia Tech (2004-09)

Won four conference championships as a coach and been a part of 16 bowl games



RUNNING BACKS
JERRY MACK (S) • 1st season

Memphis native who is in his 18th season at the collegiate level

Three-time HBCU Coach of the Year as the head coach at North Carolina Central (2014-17)

Came to UT after four seasons as the offensive coordinator at Rice (2017-20)

Named to the Coalition of Minority Football Coaches Coalition Academy in April 2021



SECONDARY
WILLIE MARTINEZ (S) • 1st season

Over 30 years of experience and in his second stint at Tennessee after coaching the secondary for four seasons from 2013-16

Was the assistant HC and secondary coach at UCF from 2018-20 where the Knights produced a school-record three defensive backs drafted in 2021

Part of six conference championships as a coach and 20 bowl games



100 YEARS OF NEYLAND STADIUM | SHIELDS-WATKINS FIELD



CAPACITY: 102,455 | OVERALL RECORD AT NEYLAND STADIUM: 476-140-17 (.766)

STADIUM NOTES

100 YEARS OF NEYLAND STADIUM, SHIELDS-WATKINS FIELD

- The 2021 season will highlight the centennial celebration of Neyland Stadium, Shields-Watkins Field. Here's to the first century of Neyland Stadium -- the names, the games, the legends and lore. And here's to our dream that its stately walls rise glorious for 100 more.
- **1921:** Opened on Sept. 24, as Tennessee defeated Emory & Henry, 27-0
- **1948:** Largest expansion of Neyland Stadium, as over 48,000 fans attended a Homecoming victory over Alabama on Oct. 16
- **1972:** First night game in Neyland Stadium, as Tennessee topped Penn State, 28-21, on Sept. 16
- **1996:** Expansion eclipses 100,000 in capacity for the first time
- **2006:** \$26 million Neyland Stadium Phase I Master Plan completed
- **2021:** New, state-of-the-art LED lighting system installed
- **2022:** "My All" Campaign game day and fan experience upgrades set for completion, including a new north videoboard, improved lower west sideline seating and a field-level club



NEYLAND'S MAXIMS OF FOOTBALL

One of the greatest coaches in the history of the game of football, Gen. Robert Reese Neyland is still, and will most likely always be, the yardstick by which all Tennessee football coaches are measured. For 21 years, he led the Big Orange to 173 wins, seven conference titles and four national championships.

1. The team that makes the fewest mistakes will win.
2. Play for and make the breaks and when one comes your way -- SCORE.
3. If at first the game or the breaks go against you, don't let up -- put on more steam.
4. Protect our kickers, our QB, our lead and our ball game.
5. Ball, oskie, cover, block, cut and slice, pursue and gang tackle -- for this is the WINNING EDGE.
6. Press the kicking game. Here is where the breaks are made.
7. Carry the fight to our opponent and keep it there for 60 minutes.



"QUOTES"

ABOUT NEYLAND STADIUM

"The big games I played in Neyland Stadium are right up there with the Super Bowl. It is still one of the most electric atmospheres I have ever experienced, and the passion of the fans is what makes the difference."
- Peyton Manning, Hall of Famer

"It is a remarkable experience. It starts with the Vol Walk down to the stadium, and the energy just builds and builds until you run through the 'T' for kickoff."
- Jerod Mayo, Former Vol and NFL LB

"Take anybody that's never been to a game in Knoxville and let them experience that with neutral glasses on and they will be blown away. The campus, the Vol Navy, when you pull into town, the stadium, the mascot, the uniforms, the crowd, the fight song, all of it. There is no way you can't be impressed when you go to a game in Knoxville."
- Cole Cubelic, ESPN/SEC Network analyst

"The noise was a constant, oppressive force. I could literally feel it on my skin. But these fans weren't just loud on the first drive. Or just on 3rd down. Or just in the fourth quarter. It was every. single. play."
- Ty Darlington, former Oklahoma offensive lineman (2015)

"Last year when we went to play Tennessee in Neyland Stadium, that was probably the best game experience I've had and probably will ever have. That's a different type of loud. I can't even describe it. It was unbelievable."
- Baker Mayfield, former Oklahoma quarterback (2015)

"It's got to be Tennessee! That night in that stadium with the orange and Rocky Top -- that's my favorite!"
- Lee Corso, ESPN College Football Analyst

STADIUM QUICK FACTS

ALL-TIME STADIUM WIN PCT.

1. Dignity Health Sports Park (San Diego State)	.875 (7-1)
2. Bryant-Denny Stadium (Alabama)	.835 (280-54-3)
3. Paulson Stadium (Georgia Southern)	.827 (205-43)
4. Albertsons Stadium (Boise State)	.823 (275-59)
5. Edwards Stadium (Marshall)	.821 (172-38)
6. Memorial Stadium (Oklahoma)	.816 (411-87-15)
7. Beaver Stadium (Penn State)	.797 (303-77)
8. Jordan-Hare Stadium (Auburn)	.794 (337-86-7)
9. Ohio Stadium (Ohio State)	.791 (456-113-20)
10. Sanford Stadium (Georgia)	.768 (365-107-9)
11. Kidd Brewer Stadium (Appalachian State)	.767 (259-77-5)
12. Neyland Stadium (Tennessee)	.766 (476-140-17)

LARGEST CFB STADIUMS

1. Michigan Stadium (Michigan)	107,601
2. Beaver Stadium (Penn State)	106,572
3. Ohio Stadium (Ohio State)	102,780
4. Kyle Field (Texas A&M)	102,733
5. Neyland Stadium (Tennessee)	102,455
6. Tiger Stadium (LSU)	102,321
7. Bryant-Denny Stadium (Alabama)	101,821
8. Darrell K. Royal Memorial Stadium (Texas)	100,119
9. Sanford Stadium (Georgia)	93,246
10. Rose Bowl (UCLA)	92,542



THE LAST TIME TENNESSEE...

INDIVIDUAL

Rushed for 100 yards - 108, Hendon Hooker vs. Ole Miss, 10/16/21
Rushed for 200 yards - 246, Eric Gray vs. Vanderbilt, 11/30/19
Rushed for 250 yards - 294, Chuck Webb vs. Mississippi, 11/18/89
QB Rushed for 100 yards - 108, Hendon Hooker vs. Ole Miss, 10/16/21
Passed for 300 yards - 415, Jarrett Guarantano at Missouri, 11/23/19
Passed for 400 yards - 415, Jarrett Guarantano at Missouri, 11/23/19
Passed for 500 yards - 530, Tyler Bray vs. Troy, 11/3/12
Had 100 yards receiving - 152, Cedric Tillman at Alabama, 10/23/21
Had 150 yards receiving - 152, Cedric Tillman at Alabama, 10/23/21
Had 200 yards receiving - 219, Cordarrelle Patterson, vs. Troy, 11/3/12
Returned inside kick for TD - 44, Bret Smith at S. Carolina, 10/30/04
Returned opening kickoff for TD - 91, Ty Chandler vs. Indiana State, 9/9/17
Returned conventional kickoff for TD - 100, Evan Berry at South Carolina, 10/29/16
Returned kickoff 100 yards - Evan Berry at South Carolina, 10/29/16
Returned punt for TD - 65, Marquez Callaway vs. South Carolina, 10/26/19
Returned a blocked punt for TD - 29, Daniel Bituli vs. South Carolina, 10/26/19
Returned punt at least 75 yards - 82, Marquez Callaway vs. Charlotte, 11/4/18 (TD)
Had a rushing + punt return TD in same game - Alvin Kamara vs. WCU, 9/19/15 (2, 50)
Returned INT for TD - 31 yards, Solon Page III vs. Tennessee Tech, 9/18/21
Returned a fumble for TD - 0 yards, Kivon Bennett at Georgia, 10/10/20
Returned PAT for a score - 97, Floyd Miley vs. Mississippi, 11/17/90 (blocked kick return)
Rushed for three TDs - 3, Tiyon Evans at Missouri, 10/2/21
Rushed for four TDs - 4, John Kelly vs. Georgia Tech, 9/4/17
Threw four TD passes - 4, Joshua Dobbs vs. Florida, 9/24/16
Caught three TD passes - 3, Justin Hunter vs. Troy, 11/3/12
Had rushing + receiving TD - Eric Gray vs. Missouri, 10/3/20
Made four FGs - 4, Brent Cimaglia vs. BYU, 9/7/19
Had an 80-yard run - 92, Tiyon Evans at Missouri, 10/2/21
Had a 90-yard run - 92, Tiyon Evans at Missouri, 10/2/21
Had an 80-yard completion - 81, Tyler Bray to Justin Hunter vs. Montana, 9/4/11
Had 20+ tackles - 23, Daniel Bituli vs. Georgia Tech, 9/4/17
Recorded three sacks - 4, 0, Darrell Taylor vs. Kentucky, 11/10/18
Forced two fumbles - 2, Darrell Taylor at Georgia, 9/29/18
Intercepted two passes - 3, Bryce Thompson vs. UAB, 11/2/19
Intercepted three passes - 3, Bryce Thompson vs. UAB, 11/2/19
Made a 50-yard FG - 50, Brent Cimaglia at Arkansas, 11/7/20

TEAM

Shut out an opponent - 56-0 vs. Tennessee Tech, 9/18/21
Shut out consecutive opponents - at Vanderbilt and vs. Kentucky, 11/23/02 & 11/30/02 (24-0)
Rushed for more than 300 yards - 458 at Missouri, 10/2/21 (59 att.)
Rushed for more than 400 yards - 458 at Missouri, 10/2/21 (59 att.)
Passed for more than 300 yards - 328 at Vanderbilt, 12/12/20 (32 att.)
Passed for more than 400 yards - 415 at Missouri, 11/23/19 (41 att.)
Had more than 500 yards total off. - 683 at Missouri, 10/2/21 (225 pass, 458 rush)
Had more than 600 yards total off. - 683 at Missouri, 10/2/21 (225 pass, 458 rush)
Scored 50 points - 62 vs. Missouri, 10/2/21 (Score: 62-24)
Scored 60 points - 63 vs. Missouri, 10/2/21 (Score: 62-24)
Scored 70 points - 70 vs. Louisiana-Monroe, 9/23/00 (Score: 70-3)
Scored 30+ points in a quarter - vs. Western Carolina, 9/19/15 (2nd quarter, 31 points)
Scored 35+ points in a quarter - Arkansas, 11/22/00 (1st quarter, 35 points)
Failed to rush for 100 yards - 65 at Alabama, 10/23/21 (27 att.)
Failed to pass for 100 yards - 44 at Alabama 10/21/17 (9-of-16, 1 int.)
Held opponent to fewer than 100 yards rushing - 74 at Missouri, 10/2/21 (30 att.)
Held opponent to fewer than 100 yards passing - 25 at Kentucky, 11/9/19 (4-of-7)
Held opponent to fewer than 100 yards total off. - 83 vs. WKU, 9/5/09 (34 rush, 49 pass)
Held opponent without a TD - vs. Tennessee Tech, 9/18/21 (Score: Tennessee 56-0)
Failed to get a first down - vs. Auburn, 9/27/58 (Score: Auburn 13-0)
Scored a safety - vs. Ole Miss 10/16/21 (Omari Thomas sack)
Committed no turnovers - vs. South Carolina, 10/9/21
Forced opponent into five turnovers - vs. Chattanooga, 9/14/19
Intercepted four passes - vs. Tennessee Tech, 9/18/21
Intercepted five passes - vs. Western Kentucky, 9/7/13
Forced four fumbles - at Kentucky, 10/28/17
Recovered four fumbles - at Kentucky, 10/28/17
Committed no penalties - vs. Austin Peay, 8/31/13
Never had to punt - at Missouri, 10/2/21 (11 off. possessions in 62-24 win)
Blocked a punt - at Alabama, 10/23/21 (De'Shawn Rucker)
Returned blocked punt for TD - 29 vs. South Carolina, 10/26/19 (Daniel Bituli)
Blocked a field goal - vs. Kentucky, 11/10/18 (Shy Tuttle)
Returned blocked FG for TD - 90 vs. South Carolina, 10/28/95 (Tyrone Hines)
Returned punt and kickoff for TD in same game - at Kentucky, 10/31/15 (Evan Berry 100-yard KR; Cameron Sutton 84-yard PR)
Blocked a PAT - at Kentucky, 11/9/19 (Chance Poore blocked by Darel Middleton)
Faked a punt - at Vanderbilt, 12/12/20 (Paxton Brooks completed pass for 31 yards)
Faked punt for 1st down - at Vanderbilt, 12/12/20 (Paxton Brooks completed pass for 31 yards)
Faked a FG - vs. Missouri, 11/22/14 (P. Ashford pass to A. Ellis for touchdown)
Attempted 2-pt conversion - vs. Florida, 12/5/20 (J.T. Shrout pass unsuccessful)
Scored 2-pt conversion - vs. Florida, 9/22/18 (K. Chryst pass to J. Jennings successful)
Attempted inside kick - vs. Florida, 12/5/20 (Florida recovered)
Recovered inside kick - vs. Indiana, 1/2/20 (Eric Gray recovered)
Two players with 100 yards rushing - T. Evans (120) & J. Small (117) vs. Bowling Green (9/2/21)
Three players with 100 yards rushing - James Stewart (145), Aaron Hayden (115) & Mose Phillips (107) vs. Vanderbilt, 11/30/91
Two players w/ 100 yards passing - J.T. Shrout (121) & H. Bailey (111) vs. Florida, 12/5/20
Two players w/ 100 yards receiving - J. Palmer (124), J. Jennings (115), M. Callaway (110) at Missouri 11/23/19
Three players w/ 100 yards receiving - J. Palmer (124), J. Jennings (115), M. Callaway (110) at Missouri 11/23/19
Won OT game - vs. Georgia Tech, 9/4/17 (Score: UT 42-41, 2OT)
Lost OT Game - vs. BYU, 9/7/19 (Score: BYU 29-26 2OT)
Won game on last play - at Georgia, 10/1/16 (UT 34-31, 43-yd TD pass Dobbs to Jennings)
Lost game on last play - vs. BYU, 9/7/19 (Score: BYU 29-26: 5-yd rushing TD in 2OT)
Rallied from down 14 to win - vs. Georgia Tech, 9/4/17 (trailed 28-14 in 4Q & won, 42-41)
Beat ranked opponent - vs. #11/12/12 Kentucky, 11/10/18 (Score: Tennessee 24-7)
Beat team ranked in top 15 - vs. #11/12/12 Kentucky, 11/10/18 (Score: Tennessee 24-7)
Beat team ranked in top 10 - at #10 Georgia, 10/7/06 (Score: Tennessee 51-33)
Beat team ranked in top 5 - at #4 LSU, 9/26/05 (Score: Tennessee 30-27, OT)

THE LAST TIME AN OPPONENT...

INDIVIDUAL

Rushed for 100 yards - 107, Brian Robinson Jr. at Alabama, 10/23/21 (26 attempts)
Rushed for 200 yards - 216, Ish Witter at Missouri, 11/11/17 (24 attempts)
Rushed for 250 yards - 282, Dexter McCluster at Mississippi, 11/14/09 (25 attempts)
A QB Rushed for 100 yards - 195, Matt Corral vs. Ole Miss, 10/16/21 (30 attempts)
Passed for 300 yards - 371, Bryce Young at Alabama, 10/23/21
Passed for 400 yards - 433, Kyle Trask vs. Florida, 12/5/20
Passed for 500 yards - Never
Had 100 yards receiving - 123, J. Williams; 121, J. Metchie at Alabama, 10/23/21
Had 150 yards receiving - 151, John Metchie III vs. Alabama, 10/24/20
Had 200 yards receiving - 233, Pharoah Cooper at South Carolina, 11/1/14
Returned a kickoff for TD - 100, Kris Abrams-Draine at Missouri, 10/2/21
Returned a kickoff 100 yards - 100, Kris Abrams-Draine at Missouri, 10/2/21
Returned a punt for TD - 79, Eddie Jackson vs. Alabama, 10/15/16
Returned a blocked punt for TD - 17, Sean Westgate at UCLA, 9/1/08
Returned an INT for TD - 100, Smoke Monday at Auburn, 11/21/20
Returned a fumble for TD - 28, Malachi Moore vs. Alabama, 10/24/20
Returned an extra point for score - Quinton Reese, Auburn (SEC Championship), 12/6/97 (yardage not recorded)
Returned a punt at least 75 yards - 79, Eddie Jackson vs. Alabama, 10/15/16 (TD)
Rushed for three TDs - 3, Brian Robinson Jr. at Alabama, 10/23/21
Rushed for four TDs - 4, Dexter McCluster at Mississippi, 11/14/09
Rushed for five TDs - 5, TaQuon Marshall vs. Georgia Tech, 9/4/17
Threw four TD passes - 4, Kyle Trask vs. Florida, 12/5/20
Caught three TD passes - 3, Josh Reed at LSU, 9/30/00 (overtime)
Made four FGs - 4, Louie Zervos, Ohio, 9/17/16
Had an 80-yard run - 85, Bo Scarbrough vs. Alabama, 10/15/16
Had an 80-yard completion - 85, Dylan Thompson to Pharoah Cooper at South Carolina (TD), 11/1/14
Recorded three sacks - 5, Alex Brown at Florida, 9/18/99
Intercepted two passes - 2, DeMarkus Acy vs. Missouri, 11/17/18
Made a 50-yard FG - 50, Anders Carlson at Auburn, 11/21/20

TEAM

Shut out Tennessee - 41-0 vs. Georgia, 9/30/17
Shut out Tennessee in consecutive games - at Kentucky and vs. Vanderbilt, 11/19/59 & 11/26/59 (Scores: 20-0, 14-0)
Rushed for more than 300 yards - 433 at Missouri, 11/11/17
Rushed for more than 400 yards - 433 at Missouri, 11/11/17
Rushed for more than 500 yards - 535 vs. Georgia Tech, 9/4/17
Passed for more than 300 yards - 371 at Alabama, 10/23/21
Had more than 600 yards total offense - 659 at Missouri, 11/11/17 (433 rush, 226 pass)
Scored 50 points - 52 at Alabama, 10/23/21 (Score: Alabama 52-24)
Scored 60 points - 62 at Florida, 11/16/95 (Score: Florida 62-37)
Scored 70 points - 70 at Trinity (present-day Duke), 11/4/1893 (Score: Trinity 70-0)
Failed to rush for 100 yards - 74 at Missouri, 10/2/21 (30att.)
Failed to pass for 100 yards - 25 at Kentucky, 11/9/19 (4-of-7)
Held Tennessee to fewer than 100 yards rushing - 65 at Alabama, 10/23/21 (27 att.)
Held Tennessee to fewer than 100 yards passing - 44 at Alabama 10/21/17 (9-of-16, 1 int.)
Held Tennessee to fewer than 100 yards total offense - 59 vs. Alabama, 10/18/80
Held Tennessee without TD - at Florida, 9/21/19 (Score: Florida, 34-3)
Scored a safety - vs. Florida, 9/22/18 (Tim Jordan tackled in end zone)
Blocked a punt - vs. Georgia, 9/30/17 (D'Andre Walker)
Returned a blocked punt for TD - 17 at UCLA, 9/1/08 (Sean Westgate)
Blocked a FG - at Missouri, 11/23/19 (blocked by Jordan Elliot)
Blocked two FGs - at Alabama, 10/24/09 (Terrence Cody blocked both)
Returned punt and kickoff for TD in same game - Auburn, 11/9/13 (Chris Davis 85-yard punt return; Corey Grant 90-yard kickoff return)
Faked a punt - vs. South Carolina, 10/9/21 (Kai Kroeger 44-yd TD pass to Payton Mangrum, successful)
Faked a punt for first down - vs. South Carolina, 10/9/21 (Kai Kroeger 44-yd TD pass to Payton Mangrum, successful)
Failed 2-pt conversion - vs. South Carolina, 10/9/21 (Luke Doty failed pass attempt)
Scored 2-pt conversion - at South Carolina, 10/27/18 (Jake Bentley rush)
Attempted an inside kick - 3 vs. Iowa, 1/2/15 (last Todd Kelly Jr. recovered)
Recovered a successful inside kick - at Mississippi State, 10/13/12
Two players with 100 yards rushing - at Missouri, I. Witter (216), L. Rountree (155), 11/11/17
Three players with 100 yards rushing - Mississippi, P. Hofer (119), J. Reed (115), M. Sweet (103), 11/15/75
Two players with 100 yards passing - Alabama, Jalen Hurts (198) and Tua Tagovailoa (134), 10/21/17
Two players with 100 yards receiving - at Alabama, 123, J. Williams; 121, J. Metchie, 10/23/21
Won OT Game - vs. BYU, 9/7/19 (Score: BYU 29-26, 2OT)
Lost OT game - vs. Georgia Tech, 9/4/17 (Score: UT 42-41, 2OT)
Beat a ranked Tennessee team - vs. Kentucky, 10/17/20 (Score: UK 34, #17 UT 7)
Beat a Tennessee team ranked in the top 15 - at Georgia, 10/10/20 (Score: #3 UGA 44, #12 UT 21)
Beat a Tennessee team ranked in the top 5 - Florida, 9/17/05 (Score: #6 UF 16, #5 UT 7)

Shaded - Occurred in 2021



2021 STATISTICS

OVERALL: 4-4

SEC: 2-3

HOME: 3-2

AWAY: 1-2

NEUTRAL: 0-0

SCHEDULE & RESULTS

Date	UT (rank)	Opponent	TV	Site	Time/Result	Attend.	Top Rusher	Top Passer (C-A-Y-TD)	Top Receiver (Yds)	Top Tackler
Sept. 2	-/-	Bowling Green	SECN	Knoxville	W, 38-6	84,314	T. Evans (16-120-1)	J. Milton III (11-23-139-1)	J. Hyatt (4-62)	T. Jackson (11)
Sept. 11	-/-	Pittsburgh	ESPN	Knoxville	L, 41-34	82,203	J. Milton II (5-54-0)	H. Hooker (15-21-188-2)	J. Calloway (3-59)	T. Jackson (11)
Sept. 18	-/-	Tennessee Tech	SECN+	Knoxville	W, 56-0	80,053	H. Hooker (9-64-1)	H. Hooker (17-25-199-3)	V. Jones Jr. (3-65)	Solomon/Young (6)
Sept. 25	-/-	at #11/11 Florida*	ESPN	Gainesville	L, 38-14	88,478	J. Small (11-59-0)	H. Hooker (13-23-221-2)	J. Payton (2-82)	T. Flowers (15)
Oct. 2	-/-	at Missouri*	SECN	Columbia	W, 62-24	45,655	T. Evans (15-156-3)	H. Hooker (15-19-225-3)	V. Jones Jr. (7-79)	A. Beasley (8)
Oct. 9	-/-	South Carolina*	ESPN2	Knoxville	W, 45-20	89,437	T. Evans (16-119-1)	H. Hooker (17-23-225-3)	V. Jones Jr. (6-103)	B. Turnage (14)
Oct. 16	-/-	#13/14 Ole Miss*	SECN	Knoxville	L, 31-26	102,455	H. Hooker (23-108-1)	H. Hooker (17-26-233-1)	V. Jones Jr. (6-93)	J. Banks (15)
Oct. 23	-/-	at #4/4 Alabama*	ESPN	Tuscaloosa	L, 52-24	100,077	T. Evans (7-30-0)	H. Hooker (19-28-282-3)	C. Tillman (7-152)	J. Banks (12)
Nov. 6	-/-	at #18/18/17 Kentucky*	ESPN2	Lexington	7:00 ET					
Nov. 13	-/-	#1/1/1 Georgia* (HC)	CBS	Knoxville	3:30 ET					
Nov. 20	-/-	South Alabama	TBD	Knoxville	TBD					
Nov. 27	-/-	Vanderbilt*	TBD	Knoxville	TBD					

Rankings listed (AP/Coaches/CFP)

TEAM STATISTICS

	UT	OPP
SCORING	299	212
Points Per Game	37.4	26.5
Points Off Turnovers	49	17
FIRST DOWNS	193	174
Rushing	103	70
Passing	71	93
Penalty	19	11
RUSHING YARDAGE	1809	1155
Yards gained rushing	1970	1380
Yards lost rushing	161	225
Rushing Attempts	366	318
Average Per Rush	4.9	3.6
Average Per Game	226.1	144.4
TDs Rushing	20	15
PASSING YARDAGE	1849	1995
Comp-Att-Int	138-219-2	189-299-8
Average Per Pass	8.4	6.7
Average Per Catch	13.4	10.6
Average Per Game	231.1	249.4
TDs Passing	18	11
TOTAL OFFENSE	3658	3150
Total Plays	585	617
Average Per Play	6.3	5.1
Average Per Game	457.2	393.8
KICK RETURNS: #-Yards	18-423	24-493
PUNT RETURNS: #-Yards	16-161	4-7
INT RETURNS: #-Yards	8-141	2-72
KICK RETURN AVERAGE	23.5	20.5
PUNT RETURN AVERAGE	10.1	1.8
INT RETURN AVERAGE	17.6	36.0
FUMBLES-LOST	9-6	8-3
PENALTIES-Yards	53-535	63-535
Average Per Game	66.9	66.9
PUNTS-Yards	35-1534	42-1705
Average Per Punt	43.8	40.6
Net punt average	41.9	36.3
KICKOFFS-Yards	53-3001	44-2608
Average Per Kick	56.6	59.3
Net kick average	39.8	38.9
TIME OF POSSESSION/Game	25:19	34:41
3RD-DOWN Conversions	51/111	63/138
3rd-Down Pct	46%	46%
4TH-DOWN Conversions	7/15	8/15
4th-Down Pct	47%	53%
SACKS BY-Yards	21-123	28-125
MISC YARDS	0	0
TOUCHDOWNS SCORED	39	27
FIELD GOALS-ATTEMPTS	8-10	8-11
ON-SIDE KICKS	0-0	0-0
RED-ZONE SCORES	(30-33) 91%	(28-29) 97%
RED-ZONE TOUCHDOWNS	(23-33) 70%	(23-29) 79%
PAT-ATTEMPTS	(39-39) 100%	(26-26) 100%
ATTENDANCE	438462	234210
Games/Avg Per Game	5/87692	3/78070
Neutral Site Games		0/0

RUSHING

Name	GP	Att	Gain	Loss	Net	Avg	TD	Long	Avg/G
Evans,Tiyon	6	80	523	7	516	6.4	6	92	86.0
Hooker,Hendon	8	102	519	102	417	4.1	4	23	52.1
Small,Jabari	6	72	341	9	332	4.6	3	26	55.3
Milton III,Joe	5	23	187	31	156	6.8	2	54	31.2
Whitehead,Len'Neth	7	26	147	0	147	5.7	1	33	21.0
Pierce,Marcus	5	29	115	3	112	3.9	1	27	22.4
Wright,Jaylen	4	28	103	7	96	3.4	2	15	24.0
Jones Jr.,Velus	8	1	15	0	15	15.0	0	15	1.9
Hyatt,Jalin	8	1	10	0	10	10.0	0	10	1.2
Bailey,Harrison	1	4	10	2	8	2.0	1	8	8.0
Total	8	366	1970	161	1809	4.9	20	92	226.1
Opponents	8	318	1380	225	1155	3.6	15	49	144.4

PASSING

Name	GP	Rating	Comp-Att-Int	Pct	Yds	TD	Lng	Avg/G
Hooker,Hendon	8	179.91	114-166-2	68.7	1578	17	75	197.2
Milton III,Joe	5	101.60	21-45-0	46.7	255	1	40	51.0
Bailey,Harrison	1	62.06	3-7-0	42.9	16	0	6	16.0
TEAM	8	0.00	0-1-0	0.0	0	0	0	0.0
Total	8	159.23	138-219-2	63.0	1849	18	75	231.1
Opponents	8	126.02	189-299-8	63.2	1995	11	65	249.4

RECEIVING

Name	GP	Rec	Yds	Avg	TD	Long	Avg/G
Jones Jr.,Velus	8	31	453	14.6	4	45	56.6
Tillman,Cedric	8	30	446	14.9	4	70	55.8
Warren,Jacob	8	13	128	9.8	2	34	16.0
Payton,JaVonta	8	12	287	23.9	5	75	35.9
Hyatt,Jalin	8	11	115	10.5	1	30	14.4
Fant,Princeton	8	8	78	9.8	0	16	9.8
Small,Jabari	6	8	75	9.4	0	22	12.5
Wright,Jaylen	4	6	22	3.7	0	11	5.5
Calloway,Jimmy	3	5	84	16.8	1	44	28.0
Merrill,Walker	7	5	52	10.4	0	16	7.4
Evans,Tiyon	6	4	74	18.5	1	47	12.3
Keyton,Ramel	6	1	10	10.0	0	10	1.7
Whitehead,Len'Neth	7	1	10	10.0	0	10	1.4
Frerking,Grant	4	1	5	5.0	0	5	1.2
Holiday,Jimmy	6	1	5	5.0	0	5	0.8
Coby,Anderson	3	1	5	5.0	0	5	1.7
Total	8	138	1849	13.4	18	75	231.1
Opponents	8	189	1994	10.6	11	65	249.2

SCORE BY QUARTERS

	1st	2nd	3rd	4th	OT	Total
Tennessee	124	61	62	52	--	299
Opponents	30	82	45	55	--	212



2021 STATISTICS

PUNT RETURNS

Name	Ret	Yds	Avg	TD	Long
Jones Jr.,Velus	9	121	13.4	0	40
Jackson,Theo	2	14	7.0	0	8
Flowers,Trevon	2	4	2.0	0	6
Merrill,Walker	1	0	0.0	0	0
Rucker,De'Shawn	1	12	12.0	0	0
Charles,Christian	1	10	10.0	0	0
Total	16	161	10.1	0	40
Opponents	4	7	1.8	0	5

KICKOFF RETURNS

Name	Ret	Yds	Avg	TD	Long
Jones Jr.,Velus	15	359	23.9	0	39
Whitehead,Len'Neth	1	19	19.0	0	19
Holiday,Jimmy	1	27	27.0	0	27
Campbell,Miles	1	18	18.0	0	18
Total	18	423	23.5	0	39
Opponents	24	493	20.5	1	100

FUMBLE RETURNS

Name	Ret	Yds	Avg	TD	Long
Total	0	0	0.0	0	0
Opponents	2	35	17.5	0	35

INTERCEPTIONS

Name	No.	Yds	Avg	TD	Long
McCullough,Jaylen	3	45	15.0	0	29
McDonald,Tamarion	1	4	4.0	0	4
Taylor,Alontae	1	29	29.0	0	29
Flowers,Trevon	1	0	0.0	0	0
Banks,Jeremy	1	32	32.0	0	32
Page III,Solon	1	31	31.0	1	31
Total	8	141	17.6	1	32
Opponents	2	72	36.0	0	47

PUNTING

Name	Punts	Yds	Avg	Lg	TB	FC	I20	50+	Blkd
Brooks,Paxton	31	1380	44.5	64	3	19	12	10	0
Morgan,Kolby	4	154	38.5	55	0	2	1	1	0
Total	35	1534	43.8	64	3	21	13	11	0
Opponents	42	1705	40.6	58	1	11	13	7	2

KICKOFFS

Name	KO	YDS	AVG	TB	OB
Wilson,Toby	45	2662	59.2	14	0
Brooks,Paxton	8	511	63.9	2	0
Total	53	3173	59.9	16	0
Opponents	44	2761	62.8	19	0

FIELD GOALS

■ FIELD GOAL SEQUENCE BY PLAYER

Name	FGM-FGA	Pct.	1-19	20-29	30-39	40-49	50+	Lg	Blk
McGrath,Chase	8-10	80.0	0-0	3-3	3-3	2-4	0-0	48	0

■ FIELD GOAL SEQUENCE BY GAME

	Tennessee	Opponents
Bowling Green	(43)	(42),(50)
Pittsburgh	(37),(48)	(38),(27)
Tennessee Tech	--	41 (WR)
at Florida	47 (WR)	(47)
at Missouri	(25),(27)	(43)
South Carolina	(25)	--
Ole Miss	(39), 49 (WR)	(30), 44 (WR)
at Alabama	(32)	54 (S),(45)

Numbers in parentheses indicate field goal was made

* Indicates field goal was blocked, WR-Wide Right, WL- Wide Left, S-Short

SCORING

Name	TD	FGs	PAT Kick	PAT Rush	PAT Rcv	PAT Pass	PAT DXP	Saf	Pts
McGrath,Chase	0	8-10	38-38	0-0	0	0-0	0	0	62
Evans,Tiyon	7	0-0	0-0	0-0	0	0-0	0	0	42
Payton,JaVonta	5	0-0	0-0	0-0	0	0-0	0	0	30
Tillman,Cedric	4	0-0	0-0	0-0	0	0-0	0	0	24
Hooker,Hendon	4	0-0	0-0	0-0	0	0-0	0	0	24
Jones Jr.,Velus	4	0-0	0-0	0-0	0	0-0	0	0	24
Small,Jabari	3	0-0	0-0	0-0	0	0-0	0	0	18
Wright,Jaylen	2	0-0	0-0	0-0	0	0-0	0	0	12
Warren,Jacob	2	0-0	0-0	0-0	0	0-0	0	0	12
Milton III,Joe	2	0-0	0-0	0-0	0	0-0	0	0	12
Bailey,Harrison	1	0-0	0-0	0-0	0	0-0	0	0	6
Page III,Solon	1	0-0	0-0	0-0	0	0-0	0	0	6
Calloway,Jimmy	1	0-0	0-0	0-0	0	0-0	0	0	6
Pierce,Marcus	1	0-0	0-0	0-0	0	0-0	0	0	6
Hyatt,Jalin	1	0-0	0-0	0-0	0	0-0	0	0	6
Whitehead,Len'Neth	1	0-0	0-0	0-0	0	0-0	0	0	6
TEAM	0	0-0	0-0	0-0	0	0-0	0	1	2
Carver,JT	0	0-0	1-1	0-0	0	0-0	0	0	1
Total	39	8-10	39-39	0-0	0	0-0	0	1	299
Opponents.	27	8-11	26-26	0-0	0	0-1	0	0	212

ALL-PURPOSE

Name	GP	Rush	Rec	PR	KR	IR	Tot	Avg/G
Jones Jr.,Velus	8	15	453	121	359	0	948	118.5
Evans,Tiyon	6	516	74	0	0	0	590	98.3
Tillman,Cedric	8	0	446	0	0	0	446	55.8
Hooker,Hendon	8	417	0	0	0	0	417	52.1
Small,Jabari	6	332	75	0	0	0	407	67.8
Payton,JaVonta	8	0	287	0	0	0	287	35.9
Whitehead,Len'Neth	7	147	10	0	19	0	176	25.1
Milton III,Joe	5	156	0	0	0	0	156	31.2
Warren,Jacob	8	0	128	0	0	0	128	16.0
Hyatt,Jalin	8	10	115	0	0	0	125	15.6
Wright,Jaylen	4	96	22	0	0	0	118	29.5
Pierce,Marcus	5	112	0	0	0	0	112	22.4
Calloway,Jimmy	3	0	84	0	0	0	84	28.0
Fant,Princeton	8	0	78	0	0	0	78	9.8
Merrill,Walker	7	0	52	0	0	0	52	7.4
McCullough,Jaylen	8	0	0	0	0	45	45	5.6
Holiday,Jimmy	6	0	5	0	27	0	32	5.3
Banks,Jeremy	8	0	0	0	0	32	32	4.0
Page III,Solon	8	0	0	0	0	31	31	3.9
Taylor,Alontae	8	0	0	0	0	29	29	3.6
Campbell,Miles	2	0	0	0	18	0	18	9.0
Jackson,Theo	7	0	0	14	0	0	14	2.0
Rucker,De'Shawn	8	0	0	12	0	0	12	1.5
Keyton,Ramel	6	0	10	0	0	0	10	1.7
Charles,Christian	5	0	0	10	0	0	10	2.0
Bailey,Harrison	1	8	0	0	0	0	8	8.0
Frerking,Grant	4	0	5	0	0	0	5	1.2
Coby,Andison	3	0	5	0	0	0	5	1.7
McDonald,Tamarion	7	0	0	0	0	4	4	0.6
Flowers,Trevon	7	0	0	4	0	0	4	0.6
Total	8	1809	1849	161	423	141	4383	547.9
Opponents	8	1155	1994	7	493	72	3721	465.1

TOTAL OFFENSE

Name	GP	Plays	Rush	Pass	Tot	Avg/G
Hooker,Hendon	8	268	417	1578	1995	249.4
Evans,Tiyon	6	80	516	0	516	86.0
Milton III,Joe	5	68	156	255	411	82.2
Small,Jabari	6	72	332	0	332	55.3
Whitehead,Len'Neth	7	26	147	0	147	21.0
Pierce,Marcus	5	29	112	0	112	22.4
Wright,Jaylen	4	28	96	0	96	24.0
Bailey,Harrison	1	11	8	16	24	24.0
Jones Jr.,Velus	8	1	15	0	15	1.9
Hyatt,Jalin	8	1	10	0	10	1.2
Total	8	585	1809	1849	3658	457.2
Opponents	8	617	1155	1995	3150	393.8



2021 STATISTICS

DEFENSIVE STATISTICS

No.	Player	GP-GS	ST	AT	TT	TFL	Sacks	Int	PBU	QBH	FR-Yds	FF	Blk	Saf
33	Banks,Jeremy	8-7	33	27	60	9.0-37	4.5-25	1-32	.	1
1	Flowers,Trevon	7-7	26	25	51	0.5-0	.	1-0	1	2
24	Beasley,Aaron	8-6	22	27	49	4.5-14	1.5-7	.	.	1	2-0	.	.	.
26	Jackson,Theo	7-7	26	23	49	6.5-18	1.5-5	.	7	1
2	Taylor,Alontae	8-8	25	11	36	1.0-2	.	1-29	5	.	.	1	.	.
22	McCollough,Jaylen	8-8	23	8	31	2.5-6	.	3-45	3	1	.	1	.	.
38	Page III,Solon	8-2	11	18	29	2.5-7	.	1-31	1	1
6	Young,Byron	6-3	9	18	27	5.0-21	1.5-8	.	1	7
94	Butler,Matthew	8-7	12	14	26	6.5-20	3.0-16	.	.	3	.	1	.	.
29	Turnage,Brandon	6-1	13	9	22	2.0-2
48	Blakely,Ja'Quain	8-8	6	16	22	5.0-15	1.5-6	.	1	3
30	Harrison,Roman	8-1	10	10	20	1.0-11	1.0-11	.	.	2
9	Baron,Tyler	8-4	6	12	18	5.0-26	2.5-19	.	2	1
4	Burrell,Warren	7-7	12	3	15	2.0-7	.	.	3
0	Slaughter,Doneiko	6-0	8	3	11	3.0-20	1.0-8	.	.	1
13	Hadden,Kamal	3-1	7	3	10	1.0-3	1	.	.
21	Thomas,Omari	8-2	7	3	10	1.0-5	1.0-5	.	2	1
97	Tremblay,Caleb	8-0	3	7	10	3.0-5	.	.	.	1
99	Garland,Kurott	8-1	6	3	9
18	Mohan,William	8-0	6	3	9
95	Terry,Da'Jon	7-0	7	2	9	1.0-6	1.0-6
12	McDonald,Tamarion	7-0	8	1	9	1.0-1	.	1-4	1
98	Solomon,Aubrey	4-0	4	4	8	0.5-1
10	Mitchell,Juwan	3-1	1	7	8	.	.	.	1	1
14	Charles,Christian	5-1	6	2	8	1.0-2	.	.	1	.	.	.	1	.
11	Bumphus,La'Trell	4-2	3	4	7	2
51	Simmons,Elijah	5-4	2	4	6	1.5-2	.	.	1	1
31	Humphrey,Nick	7-0	6	.	6
5	George Jr.,Kenneth	7-0	4	1	5	1.0-1	1-0	.	.	.
28	Rucker,De'Shawn	8-0	4	.	4	1	.
20	Eason,Bryson	2-0	2	.	2	2.0-7	.	.	.	1
15	Garland,Kwauze	8-0	1	1	2
23	Labruzzo,Cheyenne	8-0	2	.	2
47	Salansky,Matthew	8-0	.	1	1
36	Wright,William	2-0	.	1	1
25	Joseph,Morven	2-0	1	.	1	1.0-7	1.0-7
6	Holiday,Jimmy	6-0	1	.	1
88	Fant,Princeton	8-2	.	1	1
59	Bailey,Dominic	1-0	.	1	1	.	.	.	1
20	Wright,Jaylen	4-0	.	1	1
68	Mays,Cade	7-7	1	.	1
58	Wright,Darnell	8-8	1	.	1
8	Evans,Tiyon	6-2	1	.	1
39	Wilson,Toby	7-0	.	1	1
58	Green,Isaac	2-0	1
TM	TEAM	8-0	1
52	Smith,Maurese	1-0	1
Total		8-0	326	275	601	70-246	21-123	8-141	31	33	3-0	4	2	1
Opponents		8-0	362	234	596	45.0-152	28-125	2-72	16	10	6-35	5	.	.

TENNESSEE GIVEAWAY/TAKEAWAY

Game	Giveaway			Takeaway			Dif.
	Fum	Int	Tot	Fum	Int	Tot	
Bowling Green	2	0	2	0	0	0	-2
Pittsburgh	2	1	3	0	0	0	-3
Tennessee Tech	1	0	1	0	4	4	+3
at Florida	0	0	0	1	0	1	+1
at Missouri	0	0	0	0	2	2	+2
South Carolina	0	0	0	1	1	2	+2
Ole Miss	1	0	1	0	1	1	--
at Alabama	0	1	1	1	0	1	--
TOTAL	6	2	8	3	8	11	+3

INTERCEPTIONS

Name	No.	Yds	Avg	TD	Long
Bowling Green	0	0	0.0	0	--
Pittsburgh	0	0	0.0	0	--
Tennessee Tech	4	80	20.0	1	31
at Florida	0	0	0.0	0	--
at Missouri	2	61	30.5	0	32
South Carolina	1	0	0.0	0	0
Ole Miss	1	0	0.0	0	0
at Alabama	0	0	0.0	0	--
TOTAL	8	141	17.6	1	32

FUMBLES

Name	No.-Lost
Hooker,Hendon	4-2
Milton III,Joe	2-2
Jones Jr.,Velus	1-1
Pierce,Marcus	1-1
TEAM	1-0
TOTAL	9-6

VOLS ON OPENING OFFENSIVE DRIVES

Game	1st Half	2nd Half
Bowling Green	TOUCHDOWN	TOUCHDOWN
Pittsburgh	TOUCHDOWN	Fumble
Tennessee Tech	Punt	TOUCHDOWN
at Florida	Punt	Downs
at Missouri	TOUCHDOWN	FIELD GOAL
South Carolina	TOUCHDOWN	Punt
Ole Miss	Punt	TOUCHDOWN
at Alabama	Punt	Punt

VOLS ON OPENING DEFENSIVE SERIES

Game	1st Half	2nd Half
Bowling Green	Punt	Punt
Pittsburgh	Punt	Punt
Tennessee Tech	Punt	Interception
at Florida	TOUCHDOWN	TOUCHDOWN
at Missouri	Punt	Interception
South Carolina	Punt	Punt
Ole Miss	Punt	Missed FG
at Alabama	TOUCHDOWN	Punt

TENNESSEE UNIFORM COMBOS

Game	Jersey	Pants
Bowling Green	Orange	White
Pittsburgh	Orange	Orange
Tennessee Tech	Orange	White
at Florida	White	Orange
at Missouri	White	White
South Carolina	Black	Black
Ole Miss	Orange	Orange
at Alabama	White	White

TENNESSEE CAPTAINS

Game	Name(s)
Bowling Green	Paxton Brooks, Matthew Butler, Theo Jackson, Cade Mays
Pittsburgh	Ja'Quain Blakely, Paxton Brooks, Jerome Carvin, Alontae Taylor
Tennessee Tech	Matthew Butler, Jerome Carvin, Christian Charles, Theo Jackson
at Florida	Matthew Butler, Jerome Carvin, Theo Jackson, Alontae Taylor
at Missouri	Matthew Butler, Jerome Carvin, Theo Jackson, Cedric Tillman
South Carolina	Paxton Brooks, Jerome Carvin, Alontae Taylor, Jacob Warren
Ole Miss	Ja'Quain Blakely, Jerome Carvin, Cheyenne Labruzzo, Alontae Taylor
at Alabama	Paxton Brooks, Matthew Butler, Jerome Carvin, Theo Jackson

VOLS ON COIN FLIPS

Game	Pregame Flip	Outcome
Bowling Green	WON	Deferred
Pittsburgh	WON	Deferred
Tennessee Tech	LOST	Received
at Florida	LOST	Received
at Missouri	WON	Deferred
South Carolina	WON	Deferred
Ole Miss	WON	Deferred
at Alabama	LOST	Received



2021 STATISTICS

TEAM TOTALS

	Score	1st Downs	Rushing (No-Yds-TD)	Passing (C-A-I-Yds-TD)	Total Offense (Ply-Yds)	Punts No-Avg	Fumbles No-Lost	Penalties No-Yds	KO Ret. No-Yds-TD	Punt Ret. No-Yds-TD	Int. Ret. No-Yds-TD	3rd-Dn Convs.	Time of Poss.
TENNESSEE	38	31	64-331-4	12-24-0-144-1	88-475	3-49.0	2-2	5-45	3-71-0	3-12-0	0-0-0	7-15	26:07
Bowling Green	6	11	23-32-0	25-38-0-187-0	61-219	8-44.0	1-0	11-79	5-96-0	0-0-0	0-0-0	2-14	33:53
TENNESSEE	34	20	33-136-2	22-33-1-238-2	66-374	4-45.8	2-2	13-134	4-122-0	1-10-0	0-0-0	6-13	23:55
Pittsburgh	41	24	45-96-2	25-37-0-301-3	82-397	7-34.9	0-0	9-76	3-36-0	1-5-0	1-25-0	8-20	36:05
TENNESSEE	56	24	47-202-4	20-32-0-215-3	79-417	4-38.5	2-1	3-35	1-23-0	4-32-0	4-80-1	4-13	25:34
Tennessee Tech	0	10	28-35-0	17-36-4-144-0	64-179	8-38.6	0-0	10-107	2-30-0	1-(-1)-0	0-0-0	4-17	34:26
TENNESSEE	14	20	37-148-0	15-31-0-275-2	68-423	6-43.2	1-0	10-85	4-82-0	0-0-0	0-0-0	5-13	24:31
Florida	38	25	40-283-2	22-28-0-222-3	68-505	3-45.7	1-1	6-45	2-42-0	1-5-0	0-0-0	9-14	35:29
TENNESSEE	62	35	59-458-5	15-19-0-225-3	78-683	0-0	0-0	2-20	1-21-0	2-16-0	2-61-0	6-10	30:58
Missouri	24	21	30-74-2	27-44-2-322-0	74-396	4-44.0	0-0	9-97	4-141-1	0-0-0	0-0-0	7-16	29:02
TENNESSEE	45	24	49-247-3	17-23-0-225-3	72-472	5-44.0	0-0	2-30	1-18-0	2-33-0	1-0-0	12-17	26:05
South Carolina	20	22	41-153-2	21-34-1-217-1	75-370	5-45.6	2-1	5-35	3-81-0	0-0-0	0-0-0	7-16	33:55
TENNESSEE	26	29	50-222-2	18-29-0-245-1	79-467	6-43.5	2-1	6-48	4-86-0	2-40-0	1-0-0	9-17	25:51
Ole Miss	31	29	62-279-2	21-39-1-231-2	101-510	4-44.8	2-0	10-75	3-57-0	1-(-2)-0	0-0-0	11-21	34:09
TENNESSEE	24	10	27-65-0	19-28-1-282-3	55-347	7-44.3	0-0	12-98	0-0-0	2-18-0	0-0-0	2-13	19:34
Alabama	52	33	49-203-5	31-43-0-371-2	92-574	3-28.3	2-1	4-30	1-10-0	0-0-0	1-47-0	15-20	40:26

STARTING LINEUPS

Offense	TE	LT	LG	C	RG	RT	WR	WR	QB	TB	RB/FB/TE	WR
Bowling Green	J. Warren	D. Wright	J. Carvin	Co. Mays	J. Spraggins	Ca. Mays	J. Payton	J. Hyatt	J. Milton III	J. Small	--	C. Tillman
Pittsburgh	J. Warren	D. Wright	O. Lane	J. Carvin	J. Spraggins	Ca. Mays	J. Payton	--	J. Milton III	J. Small	P. Fant (TE)	C. Tillman
Tennessee Tech	J. Warren	D. Wright	K. Harris	J. Carvin	J. Spraggins	Ca. Mays	J. Payton	W. Merrill	H. Hooker	T. Evans	--	C. Tillman
at Florida	J. Warren	D. Wright	J. Carvin	Co. Mays	J. Spraggins	Ca. Mays	J. Payton	J. Calloway	H. Hooker	J. Small	--	C. Tillman
at Missouri	P. Fant	D. Wright	O. Lane	J. Carvin	J. Spraggins	Ca. Mays	J. Payton	V. Jones Jr.	H. Hooker	J. Small	--	C. Tillman
South Carolina	J. Warren	D. Wright	O. Lane	J. Carvin	J. Spraggins	Ca. Mays	J. Payton	V. Jones Jr.	H. Hooker	T. Evans	--	C. Tillman
Ole Miss	J. Warren	D. Wright	O. Lane	J. Carvin	J. Spraggins	Ca. Mays	J. Payton	V. Jones Jr.	H. Hooker	J. Small	--	C. Tillman
at Alabama	--	D. Wright	J. Carvin	Co. Mays	J. Spraggins	D. Davis	J. Payton	V. Jones Jr.	H. Hooker	J. Small	J. Robinson (TE)	C. Tillman

Defense	DE	DT	DT	DE	MLB	WLB	SLB	STAR	CB	S	S	CB
Bowling Green	J. Blakely	M. Butler	E. Simmons	T. Baron	J. Mitchell	J. Banks	--	T. Jackson	A. Taylor	T. Flowers	J. McCollough	W. Burrell
Pittsburgh	J. Blakely	M. Butler	E. Simmons	T. Baron	A. Beasley	S. Page III	--	T. Jackson	A. Taylor	T. Flowers	J. McCollough	W. Burrell
Tennessee Tech	J. Blakely	M. Butler	E. Simmons	T. Baron	A. Beasley	J. Banks	--	T. Jackson	A. Taylor	T. Flowers	J. McCollough	W. Burrell
at Florida	J. Blakely	M. Butler	E. Simmons	T. Baron	A. Beasley	J. Banks	--	T. Jackson	A. Taylor	T. Flowers	J. McCollough	W. Burrell
at Missouri	J. Blakely	M. Butler	O. Thomas	R. Harrison	J. Banks	S. Page III	--	T. Jackson	A. Taylor	C. Charles	J. McCollough	W. Burrell
South Carolina	J. Blakely	K. Garland	O. Thomas	B. Young	A. Beasley	J. Banks	--	B. Turnage	A. Taylor	T. Flowers	J. McCollough	W. Burrell
Ole Miss	J. Blakely	M. Butler	L. Bumphus	B. Young	A. Beasley	J. Banks	--	T. Jackson	A. Taylor	T. Flowers	J. McCollough	W. Burrell
at Alabama	J. Blakely	M. Butler	L. Bumphus	B. Young	A. Beasley	J. Banks	--	T. Jackson	A. Taylor	T. Flowers	J. McCollough	K. Hadden

STARTING EXPERIENCE

OFFENSE	'18	'19	'20	'21	Tot	Strk	DEFENSE	'18	'19	'20	'21	Tot	Strk
Harrison Bailey, QB	.	.	3	.	3	.	Jeremy Banks, LB	.	.	.	7	7	6
K'Rojhn Calbert, OL	.	5	.	.	5	.	Tyler Baron, DL/LB	.	.	.	4	4	.
Jimmy Calloway, WR	.	.	.	1	1	.	Aaron Beasley, LB	.	.	.	6	6	3
Jerome Carvin, OL	6	7	4	8	25	10	Ja'Quain Blakely, DL	.	.	.	8	8	8
Dayne Davis, OL	.	.	.	1	1	1	La'Trell Bumphus, DL	1	6	5	2	14	2
Tiyon Evans, RB	.	.	.	2	2	.	Warren Burrell, DB	.	4	4	7	15	.
Princeton Fant, TE	.	.	3	2	5	.	Matthew Butler, DL	.	4	10	7	21	2
Kingston Harris, OL	.	.	.	1	1	.	Christian Charles, DB	.	.	.	1	1	.
Hendon Hooker, QB	.	8*	7*	6	21	6	Trevon Flowers, DB	1	2	10	7	20	3
Jalin Hyatt, WR	.	.	1	1	2	.	Kurott Garland, DL	.	4	2	1	7	.
Velus Jones Jr., WR	4*	2*	6	4	16	4	Kenneth George Jr., DB	.	6	4	.	10	.
Ramel Keyton, WR	.	.	3	.	3	.	Kamal Hadden, DB	.	.	.	1	1	1
Ollie Lane, OL	.	.	.	4	4	.	Roman Harrison, DL	.	.	.	1	1	.
Cade Mays, OL	7*	11*	7	7	32	.	Theo Jackson, DB	1	5	6	7	19	2
Cooper Mays, OL	.	.	2	3	5	1	Jaylen McCollough, DB	.	6	8	8	22	9
Walker Merrill, WR	.	.	.	1	1	.	Tamarion McDonald, DB	.	.	1	.	1	.
Joe Milton III, QB	.	.	5*	2	7	.	Juwan Mitchell, LB	.	5*	8*	1	14	.
JaVonta Payton, WR	.	2*	3*	8	13	8	Solon Page III, LB	.	.	.	2	2	.
James Robinson, OL	.	.	.	1	1	1	Elijah Simmons, DL	.	.	2	4	6	.
Jabari Small, RB	.	.	.	6	6	2	Doneiko Slaughter, DB	.	.	1	.	1	.
Javontez Spraggins, OL	.	.	1	8	9	8	Aubrey Solomon, DL	.	9	6	.	15	.
Cedric Tillman, WR	.	.	2	8	10	8	Alontae Taylor, DB	8	6	5	8	27	10
Jacob Warren, TE	.	.	5	6	11	.	Da'Jon Terry, DL	.	.	2*	.	2	.
Darnell Wright, OL	.	7	9	8	24	16	Omari Thomas, DL	.	.	.	2	2	.
							Caleb Tremblay, DL	.	2*	2*	.	4	.
							Brandon Turnage, DB	.	.	.	1	1	.
							Byron Young, DL	.	.	.	3	3	3

* Starts were recorded while playing for another school

* Starts were recorded while playing for another school



2021 STATISTICS

BIG PLAYS (MORE THAN 20 YARDS)

20-YARD PLUS PLAYS

BY TENNESSEE (63)

OFFENSE (43)

Yards	Type	Player(s)	Opp.
*92	Rush	Tiyon Evans	Mizzou
*75	Pass	Payton from Hooker	UF
*70	Pass	Tillman from Hooker	Bama
*57	Pass	Payton from Hooker	Bama
54	Rush	Joe Milton III	Pitt
*47	Pass	Evans from Hooker	UF
*45	Rush	Tiyon Evans	SC
*45	Pass	Jones from Hooker	TTU
*44	Pass	Calloway from Hooker	Pitt
*40	Pass	Tillman from Milton	BGSU
39	Pass	Tillman from Hooker	Bama
*39	Pass	Payton from Hooker	SC
37	Pass	Jones from Milton	UF
*35	Pass	Payton from Hooker	Mizzou
*35	Pass	Jones Jr. from Hooker	Mizzou
34	Pass	Warren from Hooker	Pitt
33	Rush	Len'Neth Whitehead	Mizzou
32	Rush	Joe Milton III	Mizzou
31	Pass	Jones Jr. from Hooker	SC
30	Pass	Jones Jr. from Hooker	Ole Miss
30	Pass	Hyatt from Milton	BGSU
29	Pass	Jones Jr. from Hooker	Ole Miss
29	Pass	Tillman from Hooker	Mizzou
*29	Pass	Payton from Hooker	TTU
*27	Rush	Marcus Pierce Jr.	Mizzou
26	Rush	Jabari Small	Ole Miss
26	Pass	Tillman from Hooker	Ole Miss
24	Pass	Jones Jr. from Hooker	SC
*24	Pass	Tillman from Hooker	Mizzou
23	Pass	Warren from Hooker	Ole Miss
23	Rush	Hendon Hooker	Pitt
22	Rush	Jabari Small	Ole Miss
22	Pass	Small from Hooker	UF
22	Pass	Calloway from Hooker	TTU
22	Rush	Hendon Hooker	TTU
21	Rush	Hendon Hooker	Ole Miss
*21	Pass	Jones Jr. from Hooker	SC
21	Rush	Hendon Hooker	SC
21	Rush	Jabari Small	Mizzou
21	Rush	Tiyon Evans	BGSU
20	Rush	Hendon Hooker	Ole Miss
20	Pass	Tillman from Hooker	SC
20	Pass	Tillman from Hooker	Pitt

* touchdown scored on play

DEFENSE (4)

Yards	Type	Player(s)	Opp.
32	INT	Jeremy Banks	Mizzou
*31	INT	Solon Page III	TTU
29	INT	Jaylen McCollough	Mizzou
29	INT	Alontae Taylor	TTU

* touchdown scored on play

SPECIAL TEAMS (16)

Yards	Type	Player(s)	Opp.
40	PR	Velus Jones Jr.	Ole Miss
39	KR	Velus Jones Jr.	Pitt
35	KR	Velus Jones Jr.	Pitt
28	KR	Velus Jones Jr.	Pitt
28	KR	Velus Jones Jr.	BGSU
27	KR	Jimmy Holiday	Ole Miss
25	PR	Velus Jones Jr.	TTU
24	KR	Velus Jones Jr.	BGSU
23	KR	Velus Jones Jr.	Ole Miss
23	KR	Velus Jones Jr.	TTU
22	KR	Velus Jones Jr.	UF
22	KR	Velus Jones Jr.	UF
21	KR	Velus Jones Jr.	Mizzou
20	KR	Velus Jones Jr.	Ole Miss
20	KR	Velus Jones Jr.	UF
20	KR	Velus Jones Jr.	Pitt

* touchdown scored on play

20-YARD PLUS PLAYS

BY OPPONENT (44)

OFFENSE (33)

Yards	Type	Player(s)	Team
65	Pass	Williams from Young	Bama
56	Pass	Chism from Bazalak	Mizzou
50	Pass	Drummond from Corral	Ole Miss
49	Rush	Emory Jones	UF
*44	Pass	Mangrum from Kroeger	SC
40	Pass	Wayne from Pickett	Pitt
39	Pass	Cross from Martin	TTU
38	Pass	Dove from Bazalak	Mizzou
*33	Pass	Jackson from Corral	Ole Miss
33	Pass	Shorter from Jones	UF
32	Rush	Matt Corral	Ole Miss
32	Pass	Smith from Bazalak	Mizzou
31	Pass	Mack from Pickett	Pitt
31	Pass	Johnson from McDonald	BGSU
28	Pass	Metchie from Young	Bama
27	Pass	Latu from Young	Bama
27	Pass	Mack from Pickett	Pitt
26	Pass	Holden from Young	Bama
24	Pass	Joyner from Doty	SC
24	Pass	Bell from Doty	SC
24	Rush	Emory Jones	UF
24	Rush	Nick Mosley	BGSU
24	Pass	Osborne from McDonald	BGSU
23	Rush	Matt Corral	Ole Miss
23	Rush	Luke Doty	SC
*23	Rush	Nay'Quan Wright	UF
22	Rush	Juju McDowell	SC
22	Pass	Mack from Pickett	Pitt
21	Pass	Addison from Pickett	Pitt
20	Pass	Latu from Young	Bama
20	Rush	Matt Corral	Ole Miss
20	Pass	Henderson from Jones	UF
20	Pass	Mack from Pickett	Pitt

* touchdown scored on play

DEFENSE (3)

Yards	Type	Player(s)	Team
47	INT	Jalyn Armour-Davis	Bama
35	FR	Cameron Hudson	TTU
25	Int	Brandon Hill	Pitt

* touchdown scored on play

SPECIAL TEAMS (8)

Yards	Type	Player(s)	Team
*100	KR	Kris Abrams-Draine	Mizzou
39	KR	Juju McDowell	SC
27	KR	Davon Ferguson	BGSU
24	KR	Juju McDowell	SC
22	KR	Dannis Jackson	Ole Miss
22	KR	Malik Davis	UF
21	KR	Deshawn Jones Jr.	BGSU
20	KR	Malik Davis	UF

* touchdown scored on play

UT LONG PLAYS BY THE NUMBERS

Long Plays By Yards	No.	TD
100+	0	0
90-99	1	1
80-89	0	0
70-79	2	2
60-69	0	0
50-59	2	1
40-49	6	5
30-39	15	4
20-29	37	4

Long Plays By Type	No.	TD
Rushing	15	3
Passing	28	13
Punt returns	2	0
Kick returns	14	0
Interceptions	4	1
Fumble returns	0	0
Other	0	0
TOTAL	63	17

20-YARDS-PLUS BY PLAYER

Player	No.	TD	R	P	KR	PR	IR	FR
Jones Jr.,Velus	23	3	0	8	13	2	0	0
Tillman,Cedric	8	3	0	8	0	0	0	0
Payton,JaVonta	5	5	0	5	0	0	0	0
Hooker,Hendon	5	0	5	0	0	0	0	0
Evans,Tiyon	4	3	3	1	0	0	0	0
Small,Jabari	4	0	3	1	0	0	0	0
Calloway,Jimmy	2	1	0	2	0	0	0	0
Milton III,Joe	2	0	2	0	0	0	0	0
Warren,Jacob	2	0	0	2	0	0	0	0
Page III,Solon	1	1	0	0	0	0	1	0
Pierce,Marcus	1	1	1	0	0	0	0	0
Banks,Jeremy	1	0	0	0	0	0	1	0
Holiday,Jimmy	1	0	0	0	1	0	0	0
McCollough,Jayl	1	0	0	0	0	0	1	0
Hyatt,Jalini	1	0	0	1	0	0	0	0
Whitehead,Len'N	1	0	1	0	0	0	0	0
Taylor,Alontae	1	0	0	0	0	0	1	0
TOTAL	63	17	15	28	14	2	4	0

20-YARDS-PLUS BY GAME

Player	No.	TD	R	P	KR	PR	IR	FR
Bowling Green	5	1	1	2	2	0	0	0
Pittsburgh	9	1	2	3	4	0	0	0
Tennessee Tech	8	3	1	3	1	1	2	0
at Florida	7	2	0	4	3	0	0	0
at Missouri	12	5	5	4	1	0	2	0
South Carolina	7	3	2	5	0	0	0	0
Ole Miss	12	0	4	4	3	1	0	0
at Alabama	3	2	0	3	0	0	0	0
TOTAL	63	17	15	28	14	2	4	0

20-YARDS-PLUS OPPONENT BY GAME

Player	No.	TD	R	P	KR	PR	IR	FR
Bowling Green	5	0	0	5	0	0	0	0
Pittsburgh	7	0	0	6	0	0	1	0
Tennessee Tech	2	0	0	1	0	0	0	1
at Florida	7	1	3	2	2	0	0	0
at Missouri	4	1	0	3	1	0	0	0
South Carolina	7	1	2	3	2	0	0	0
Ole Miss	6	1	3	2	1	0	0	0
at Alabama	6	0	0	5	0	0	1	0
TOTAL	44	4	8	27	6	0	2	1

TENNESSEE'S LONGEST PLAYS OF THE YEAR

Rushing	92	Tiyon Evans at Missouri (10/2/2021)
Rushing TD	92	Tiyon Evans at Missouri (10/2/2021)
Passing	75	JaVonta Payton from H. Hooker at Florida (9/25/2021)
Passing TD	75	JaVonta Payton from H. Hooker at Florida (9/25/2021)
Punt Return	40	Velus Jones Jr. vs. Ole Miss (10/16/2021)
Kick Return	39	Velus Jones Jr. vs. Pitt (9/11/2021)
INT Return	32	Jeremy Banks at Missouri (10/2/2021)
Fumble Return	--	--
Field Goal	48	Chase McGrath vs. Pitt (9/11/2021)
Punt	64	Paxton Brooks vs. Bowling Green (9/2/2021)



TENNESSEE MISCELLANEOUS INDIVIDUAL STATS

GAMES WITH A RECEPTION

Player	'17	'18	'19	'20	'21	Streak	Career
Jimmy Calloway	2	3	...	5
Andison Coby	1	...	1
Tiyon Evans	2	...	2
Princeton Fant	2	7	5	...	14
Grant Frerking	1	...	1
Jimmy Holiday	1	...	1
Jalin Hyatt	8	4	3	12
Velus Jones Jr.	6*	10*	4*	7	7	7	34
Ramel Keyton	3	6	1	...	10
Walker Merrill	2	...	2
JaVonta Payton	7*	6*	7	6	20
Jabari Small	2	5	2	7
Cedric Tillman	...	1	3	2	7	5	13
Jacob Warren	1	4	6	...	11
Len'Neth Whitehead	1	...	1
Jaylen Wright	2	...	2

FIRST DOWN RECEPTIONS

Player	'17	'18	'19	'20	'21	Career
Jimmy Calloway	3	3
Tiyon Evans	2	2
Princeton Fant	1	6	4	11
Grant Frerking	1	1
Jalin Hyatt	10	5	15
Velus Jones Jr.	1*	10*	1*	11	19	42
Ramel Keyton	3	6	1	10
Walker Merrill	4	4
JaVonta Payton	6*	12*	9	27
Jabari Small	1	2	3
Cedric Tillman	3	2	14	17
Jacob Warren	3	5	8
Len'Neth Whitehead	1	1
Jaylen Wright	1	1

25+ YARD RECEPTIONS

Player	'17	'18	'19	'20	'21	Career
Jimmy Calloway	1	1
Tiyon Evans	1	1
Jalin Hyatt	6	1	7
Velus Jones Jr.	...	3*	...	2	6	11
Ramel Keyton	2	0	0	2
JaVonta Payton	3*	3*	5	11
Cedric Tillman	1	1	5	7
Jacob Warren	1	1	2

GAMES WITH A RECEIVING TOUCHDOWN

Player	'17	'18	'19	'20	'21	Streak	Career
Jimmy Calloway	1	...	1
Tiyon Evans	1	...	1
Princeton Fant	1	1
Jalin Hyatt	2	1	...	3
Velus Jones Jr.	...	1*	...	2	4	1	7
JaVonta Payton	1*	5	1	6
Cedric Tillman	1	1	4	2	6
Jacob Warren	1	2	...	3

GAMES WITH A RUSHING TOUCHDOWN

Player	'17	'18	'19	'20	'21	Streak	Career
Harrison Bailey	1	...	1
Jeremy Banks	...	2	2
Tiyon Evans	4	...	4
Hendon Hooker	...	1*	4*	5*	4	...	14
Marcus Pierce Jr.	1	...	1
Jabari Small	3	...	3
Len'Neth Whitehead	1	...	1
Joe Milton III	1*	2*	1	...	4
Jaylen Wright	2	...	2

10+ YARD RUSHES

Player	'17	'18	'19	'20	'21	Career
Jeremy Banks	...	4	4
Harrison Bailey	2	...	2
Dee Beckwith	2	...	2
Tiyon Evans	15	15
Hendon Hooker	...	1*	16*	26*	18	61
Jalin Hyatt	1	1
Velus Jones Jr.	1*	1	2
Joe Milton III	...	2*	...	4*	6	12
JaVonta Payton	1*	1
Marcus Pierce Jr.	2	2
Jabari Small	4	10	14
Len'Neth Whitehead	5	5
Jaylen Wright	2	2

20+ YARD RUSHES

Player	'17	'18	'19	'20	'21	Career
Tiyon Evans	3	3
Joe Milton III	...	1*	...	1*	2	4
Hendon Hooker	...	1*	1*	6*	5	13
Marcus Pierce Jr.	1	1
Jabari Small	3	3
Len'Neth Whitehead	1	1

GAMES WITH A PASSING TOUCHDOWN

Player	'17	'18	'19	'20	'21	Streak	Career
Harrison Bailey	3	3
Hendon Hooker	7*	5*	7	7	19
Joe Milton III	1*	2*	1	...	4

GAMES WITH MULTIPLE PASSING TOUCHDOWNS

Player	'17	'18	'19	'20	'21	Streak	Career
Harrison Bailey	1	1
Hendon Hooker	4*	3*	6	1	13
Joe Milton III	1*	1

GAMES WITH A TACKLE

Player	'17	'18	'19	'20	'21	Streak	Career
Jeremy Banks	...	2	3	7	8	8	20
Tyler Baron	9	7	3	16
Dominic Bailey	1	...	1
Aaron Beasley	2	3	8	8	13
Ja'Quain Blakely	1	...	6	5	7	3	19
La'Trell Bumphus	10	4	3	2	17
Warren Burrell	7	6	7	...	20
Matthew Butler	3	6	12	9	7	5	37
Christian Charles	3	...	3
Bryson Eason	2	1	...	3
Trevon Flowers	...	4	6	10	7	3	27
Kurott Garland	11	9	4	1	24
Kwauze Garland	2	1	2
Kenneth George Jr.	...	3	7	6	2	...	18
Kamal Hadden	2	2	2
Roman Harrison	5	5	8	10	18
Nick Humphrey	5	4	5
Theo Jackson	6	9	12	7	7	2	41
Morven Joseph	2	1	...	3
Cheyenne Labruzzo	...	1	1	1	2	...	5
Jaylen McCollough	9	9	8	24	26
Tamarion McDonald	7	4	...	11
Juwan Mitchell	10*	9*	2	...	21
William Mohan	1*	4	...	5
Solon Page III	3	1	8	8	12
De'Shawn Rucker	4	1	4
Matthew Salansky	2	1	...	3
Elijah Simmons	6	3	...	9
Doneiko Slaughter	3	4	1	7
Aubrey Solomon	9	2	11	8	2	1	32
Alontae Taylor	...	12	11	8	8	20	39
Da'Jon Terry	2*	7*	6	3	15
Omari Thomas	7	6	...	13
Caleb Tremblay	...	2*	8*	2*	6	...	18
Brandon Turnage	3	1	3
William Wright	1	...	1
Byron Young	6	6	6

GAMES AS LEADING TACKLER (UT ONLY)

Player	'17	'18	'19	'20	'21	Streak	Career
Jeremy Banks	2	2	2
Aaron Beasley	1	...	1
Warren Burrell	1	1
Matthew Butler	1	1
Trevon Flowers	2	1	...	3
Kenneth George Jr.	1	1
Theo Jackson	1	1	2	...	4
Aubrey Solomon	1	...	1
Alontae Taylor	...	1	1
Brandon Turnage	1	...	1
Bryon Young	1	...	1

DOUBLE-DIGIT TACKLE GAMES

Player	'17	'18	'19	'20	'21	Streak	Career
Jeremy Banks	2	2	2
Aaron Beasley	1	...	1
Matthew Butler	1	1
Trevon Flowers	2	1	...	3
Theo Jackson	1	2	...	3
Jaylen McCollough	1	1
Juwan Mitchell	3*	3
Brandon Turnage	1	...	1

*Stats were recorded while playing for another school



2021 STATISTICS

TENNESSEE MISCELLANEOUS TEAM STATS

3RD-DOWN CONVERSIONS

Date	Opponent	Score	Overall	1st Qtr	2nd Qtr	3rd Qtr	4th Qtr	OT
Sep 2	Bowling Green	W, 38-6	7-15 46.7%	4-5 80.0%	0-2 0.0%	2-4 50.0%	1-4 25.0%	
Sep 11	Pittsburgh	L, 34-41	6-13 46.2%	2-4 50.0%	1-3 33.3%	2-4 50.0%	1-2 50.0%	
Sep 18	Tennessee Tech	W, 56-0	4-13 30.8%	0-3 0.0%	0-3 0.0%	3-3 100.0%	1-4 25.0%	
Sep 25	at Florida	L, 14-38	5-13 38.5%	1-3 33.3%	0-2 0.0%	1-3 33.3%	3-5 60.0%	
Oct 2	at Missouri	W, 62-24	6-10 60.0%	0-0 0.0%	1-3 33.3%	2-3 66.7%	3-4 75.0%	
Oct 9	South Carolina	W, 45-20	12-17 70.6%	5-5 100.0%	3-4 75.0%	1-4 25.0%	3-4 75.0%	
Oct 16	Ole Miss	L, 26-31	9-17 52.9%	0-2 0.0%	2-5 40.0%	3-4 75.0%	4-6 66.7%	
Oct 23	at Alabama	L, 24-52	2-13 15.4%	2-4 50.0%	0-3 0.0%	0-3 0.0%	0-3 0.0%	
Tennessee			51-111 45.9%	14-26 53.8%	7-25 28.0%	14-28 50.0%	16-32 50.0%	0-0 0.0%
Opponents			63-138 45.7%	16-36 44.4%	19-38 50.0%	14-32 43.8%	14-32 43.8%	0-0 0.0%

4TH-DOWN CONVERSIONS

Date	Opponent	Score	Overall	1st Qtr	2nd Qtr	3rd Qtr	4th Qtr	OT
Sep 2	Bowling Green	W, 38-6	1-3 33.3%	0-0 0.0%	0-1 0.0%	0-1 0.0%	1-1 100.0%	
Sep 11	Pittsburgh	L, 34-41	0-1 0.0%	0-0 0.0%	0-0 0.0%	0-0 0.0%	0-1 0.0%	
Sep 18	Tennessee Tech	W, 56-0	4-5 80.0%	1-2 50.0%	2-2 100.0%	0-0 0.0%	1-1 100.0%	
Sep 25	at Florida	L, 14-38	1-2 50.0%	0-0 0.0%	0-0 0.0%	1-2 50.0%	0-0 0.0%	
Oct 2	at Missouri	W, 62-24	1-2 50.0%	0-0 0.0%	1-1 100.0%	0-0 0.0%	0-1 0.0%	
Oct 9	South Carolina	W, 45-20	0-0 0.0%	0-0 0.0%	0-0 0.0%	0-0 0.0%	0-0 0.0%	
Oct 16	Ole Miss	L, 26-31	0-1 0.0%	0-0 0.0%	0-0 0.0%	0-0 0.0%	0-1 0.0%	
Oct 23	at Alabama	L, 24-52	0-1 0.0%	0-0 0.0%	0-0 0.0%	0-0 0.0%	0-1 0.0%	
Tennessee			7-15 46.7%	1-2 50.0%	3-4 75.0%	1-3 33.3%	2-6 33.3%	0-0 0.0%
Opponents			8-15 53.3%	1-2 50.0%	2-2 100.0%	3-5 60.0%	2-6 33.3%	0-0 0.0%

TIME OF POSSESSION

Date	Opponent	Score	Overall	1st Qtr	2nd Qtr	3rd Qtr	4th Qtr
Sep 2	Bowling Green	W, 38-6	26:07	8:57	2:38	6:43	7:49
Sep 11	Pittsburgh	L, 34-41	23:55	5:17	6:36	6:21	5:41
Sep 18	Tennessee Tech	W, 56-0	25:34	5:41	8:16	5:56	5:41
Sep 25	at Florida	L, 14-38	24:31	4:29	5:55	8:16	5:51
Oct 2	at Missouri	W, 62-24	30:58	3:24	8:27	10:24	8:43
Oct 9	South Carolina	W, 45-20	26:05	6:55	4:59	6:11	8:00
Oct 16	Ole Miss	L, 26-31	25:51	3:00	7:20	6:31	9:00
Oct 23	at Alabama	L, 24-52	19:34	5:39	3:48	4:42	5:25
Tennessee Total			202:35	43:22	47:59	55:04	56:10
Avg.			25:19	5:25	5:59	6:53	7:01
Opponents Total			277:25	76:38	72:01	64:56	63:50
Avg.			34:40	9:34	9:00	8:07	7:58

RED ZONE STATS

TENNESSEE INSIDE OPPONENT RED-ZONE

Date	Opponent	Score	Times In RZ	Times Scored	Total Pts	TDs	Rush TDs	Pass TDs	FGs Made	FGA	---- Failed to score inside RZ ----					
											Downs	Int	Fumb	Half	Game	
Sep 2	Bowling Green	W, 38-6	5	5	31	4	4	0	1	0	0	0	0	0	0	0
Sep 11	Pittsburgh	L, 34-41	6	5	27	3	2	1	2	0	1	0	0	0	0	0
Sep 18	Tenn. Tech	W, 56-0	5	5	35	5	4	1	0	0	0	0	0	0	0	0
Sep 25	at Florida	L, 14-38	1	0	0	0	0	0	0	0	0	0	0	0	1	0
Oct 2	at Missouri	W, 62-24	7	6	34	4	3	1	2	0	1	0	0	0	0	0
Oct 9	South Carolina	W, 45-20	4	4	24	3	2	1	1	0	0	0	0	0	0	0
Oct 16	Ole Miss	L, 26-31	3	3	21	3	2	1	0	0	0	0	0	0	0	0
Oct 23	at Alabama	L, 24-52	2	2	10	1	0	1	1	0	0	0	0	0	0	0
Totals			33	30	182	23	17	6	7	0	2	0	0	1	0	
			30 of 33 (90.9%)													

OPPONENT INSIDE TENNESSEE RED-ZONE

Date	Opponent	Score	Times In RZ	Times Scored	Total Pts	TDs	Rush TDs	Pass TDs	FGs Made	FGA	---- Failed to score inside RZ ----					
											Downs	Int	Fumb	Half	Game	
Sep 2	Bowling Green	W, 38-6	1	1	3	0	0	0	1	0	0	0	0	0	0	0
Sep 11	Pittsburgh	L, 34-41	7	7	41	5	2	3	2	0	0	0	0	0	0	0
Sep 18	Tenn. Tech	W, 56-0	0	0	0	0	0	0	0	0	0	0	0	0	0	0
Sep 25	at Florida	L, 14-38	5	5	31	4	1	3	1	0	0	0	0	0	0	0
Oct 2	at Missouri	W, 62-24	2	2	14	2	2	0	0	0	0	0	0	0	0	0
Oct 9	South Carolina	W, 45-20	3	2	13	2	2	0	0	0	0	1	0	0	0	0
Oct 16	Ole Miss	L, 26-31	4	4	24	3	2	1	1	0	0	0	0	0	0	0
Oct 23	at Alabama	L, 24-52	7	7	49	7	5	2	0	0	0	0	0	0	0	0
Totals			29	28	175	23	14	9	5	0	0	1	0	0	0	
			28 of 29 (96.6%)													



2021 STATISTICS

OFFENSIVE GAME-BY-GAME

PASSING

#5 HENDON HOOKER	Att	Comp	Int	Pct	Yards	TD	Long	Sack	Yds	Effic
Bowling Green	1	1	0	100.0	5	0	5	0	0	142.0
Pittsburgh	21	15	1	71.4	188	2	44	3	20	168.5
Tennessee Tech	25	17	0	68.0	199	3	45	0	0	174.5
at Florida	23	13	0	56.5	221	2	75	4	12	165.9
at Missouri	19	15	0	78.9	225	3	35	1	2	230.5
South Carolina	23	17	0	73.9	225	3	39	6	25	199.1
Ole Miss	26	17	0	65.4	233	1	30	5	28	153.4
at Alabama	28	19	1	67.9	282	3	70	3	10	180.7
TOTALS	166	114	2	68.7	1578	17	75	22	97	179.9

#7 JOE MILTON III	Att	Comp	Int	Pct	Yards	TD	Long	Sack	Yds	Effic
Bowling Green	23	11	0	47.8	139	1	40	3	12	112.9
Pittsburgh	12	7	0	58.3	50	0	10	2	14	93.3
at Florida	8	2	0	25.0	54	0	37	0	0	81.7
at Missouri	0	0	0	0.0	0	0	-	0	0	-
Ole Miss	2	1	0	50.0	12	0	12	0	0	100.4
TOTALS	45	21	0	46.7	255	1	40	5	26	101.6

#15 HARRISON BAILEY	Att	Comp	Int	Pct	Yards	TD	Long	Sack	Yds	Effic
Tennessee Tech	7	3	0	42.9	16	0	6	1	2	62.1
TOTALS	7	3	0	42.9	16	0	6	1	2	62.1

RUSHING

Player	No-Yds/TD	BGSU	PITT	TTU	UF	MIZ	SC	OM	ALA	UK	UGA	USA	VU
Evans,Tiyon	80-516/6	16-120/1	DNP	15-41/1	11-50/0	15-156/3	16-119/1	DNP	7-30/0				
Hooker,Hendon	102-417/4	-	9-49/0	9-64/1	13-23/0	15-80/1	20-66/1	23-108/1	13-27/0				
Small,Jabari	72-332/3	22-117/1	8-18/1	DNP	11-59/0	3-38/0	DNP	21-92/1	7-8/0				
Milton III,Joe	23-156/2	14-44/2	5-54/0	DNP	1-6/0	2-39/0	DNP	1-13/0	DNP				
Whitehead,Len'Neth	26-147/1	-	-	5-23/0	-	9-76/0	10-41/1	2-7/0	DNP				
Pierce,Marcus	29-112/1	8-36/0	DNP	5-23/0	DNP	11-45/1	2-6/0	3-2/0	DNP				
Wright,Jaylen	28-96/2	4-14/0	11-15/1	9-43/1	DNP	4-24/0	DNP	DNP	DNP				
Jones Jr.,Velus	1-15/0	-	-	-	-	-	1-15/0	-	-				
Hyatt,Jalin	1-10/0	-	-	-	1-10/0	-	-	-	-				
Bailey,Harrison	4-8/1	DNP	DNP	4-8/1	DNP	DNP	DNP	DNP	DNP				

RECEIVING

Player	No-Yds/TD	BGSU	PITT	TTU	UF	MIZ	SC	OM	ALA	UK	UGA	USA	VU
Jones Jr.,Velus	31-453/4	-	3-31/0	3-65/1	3-64/0	7-79/1	6-103/1	6-93/0	3-18/1				
Tillman,Cedric	30-446/4	2-48/1	1-20/0	-	3-10/0	4-73/1	6-59/0	7-84/1	7-152/1				
Payton,JaVonta	12-287/5	2-14/0	-	3-46/1	2-82/1	1-35/1	1-39/1	1-12/0	2-59/1				
Warren,Jacob	13-128/2	1-4/0	5-55/1	3-10/1	2-23/0	1-13/0	-	1-23/0	-				
Hyatt,Jalin	11-115/1	4-62/0	-	-	-	-	3-21/1	1-18/0	3-14/0				
Calloway,Jimmy	5-84/1	DNP	3-59/1	1-22/0	1-3/0	DNP	DNP	DNP	DNP				
Fant,Princeton	8-78/0	1-6/0	4-47/0	1-7/0	-	1-15/0	1-3/0	-	-				
Small,Jabari	8-75/0	1-5/0	1-6/0	DNP	1-22/0	-	DNP	1-3/0	4-39/0				
Evans,Tiyon	4-74/1	-	DNP	1-3/0	3-71/1	-	-	DNP	-				
Merrill,Walker	5-52/0	-	-	4-40/0	-	-	-	1-12/0	DNP				
Wright,Jaylen	6-22/0	-	5-20/0	1-2/0	DNP	-	DNP	DNP	DNP				
Keyton,Ramel	1-10/0	DNP	-	1-10/0	-	-	-	-	DNP				
Whitehead,Len'Neth	1-10/0	-	-	-	-	1-10/0	-	-	DNP				
Frerking,Grant	1-5/0	1-5/0	DNP	-	DNP	-	-	DNP	DNP				
Coby,Andison	1-5/0	-	DNP	1-5/0	DNP	DNP	-	DNP	DNP				
Holiday,Jimmy	1-5/0	-	-	1-5/0	-	DNP	DNP	-	DNP				



2021 STATISTICS

DEFENSIVE GAME-BY-GAME

TOTAL TACKLES

Player	UA-A	TOT	BGSU	PITT	TTU	UF	MIZ	SC	OM	ALA	UK	UGA	USA	VU
Banks,Jeremy	33-27	60	3-0	5-3	0-2	2-6	4-0	4-4	9-6	6-6				
Flowers,Trevon	26-25	51	2-1	3-4	1-1	6-9	DNP	6-3	5-4	3-3				
Beasley,Aaron	22-27	49	1-2	1-2	0-2	1-5	6-2	4-5	5-6	4-3				
Jackson,Theo	26-23	49	6-5	7-4	1-2	0-7	4-1	DNP	5-4	3-0				
Taylor,Alontae	25-11	36	4-2	2-1	2-0	5-1	3-0	0-2	4-4	5-1				
McCollough,Jaylen	23-8	31	3-1	2-3	2-0	5-1	3-1	2-1	3-1	3-0				
Page III,Solon	11-18	29	0-3	3-3	0-3	1-2	3-0	1-5	3-0	0-2				
Young,Byron	9-18	27	DNP	DNP	1-5	0-3	1-1	0-3	5-2	2-4				
Butler,Matthew	12-14	26	0-1	3-4	-	0-3	2-0	1-1	2-0	4-5				
Blakely,Ja'Quain	6-16	22	0-1	2-0	0-3	1-4	-	1-5	1-2	1-1				
Turnage,Brandon	13-9	22	-	DNP	2-0	DNP	1-0	7-7	-	3-2				
Harrison,Roman	10-10	20	0-4	1-0	0-1	3-1	2-0	1-2	2-0	1-2				
Baron,Tyler	6-12	18	1-1	2-2	0-3	2-1	-	1-0	0-2	0-3				
Burrell,Warren	12-3	15	2-0	1-1	1-0	0-1	3-0	4-0	1-1	DNP				
Slaughter,Doneiko	8-3	11	-	1-2	2-0	-	2-1	DNP	DNP	3-0				
Thomas,Omari	7-3	10	-	0-1	2-0	0-1	1-0	1-0	3-1	-				
Hadden,Kamal	7-3	10	DNP	DNP	-	DNP	DNP	DNP	1-1	6-2				
Tremblay,Caleb	3-7	10	0-2	1-0	0-1	0-2	0-1	-	2-1	-				
McDonald,Tamarion	8-1	9	1-0	1-1	1-0	-	5-0	DNP	-	-				
Mohan,William	6-3	9	3-1	0-1	3-0	0-1	-	-	-	-				
Terry,Da'Jon	7-2	9	2-0	1-0	DNP	0-1	-	1-0	1-0	2-1				
Garland,Kurott	6-3	9	1-0	1-0	2-1	-	-	-	-	2-2				
Mitchell,Juwan	1-7	8	-	1-6	DNP	0-1	DNP	DNP	DNP	DNP				
Charles,Christian	6-2	8	2-0	-	3-1	1-1	-	DNP	DNP	DNP				
Solomon,Aubrey	4-4	8	DNP	DNP	3-3	-	-	DNP	DNP	1-1				
Bumphus,La'Trell	3-4	7	-	DNP	DNP	1-1	DNP	DNP	1-1	1-2				
Humphrey,Nick	6-0	6	DNP	-	1-0	-	2-0	1-0	1-0	1-0				
George Jr.,Kenneth	4-2	6	-	-	-	-	4-1	-	DNP	-				
Simmons,Elijah	2-4	6	-	1-2	-	0-2	1-0	DNP	DNP	DNP				
Rucker,De'Shawn	4-0	4	-	1-0	1-0	-	1-0	-	1-0	-				
Eason,Bryson	2-0	2	2-0	-	DNP	DNP	DNP	DNP	DNP	DNP				
Labruzzo,Cheyenne	2-0	2	-	-	-	1-0	-	1-0	-	-				
Garland,Kwauze	1-1	2	-	-	0-1	-	-	-	-	1-0				
Joseph,Morven	1-0	1	-	DNP	1-0	DNP	DNP	DNP	DNP	DNP				
Wright,Darnell	1-0	1	-	1-0	-	-	-	-	-	-				
Mays,Cade	1-0	1	-	-	1-0	-	-	-	-	DNP				
Evans,Tiyon	1-0	1	-	DNP	-	-	-	-	DNP	1-0				
Holiday,Jimmy	1-0	1	-	1-0	-	-	DNP	DNP	-	-				
Wright,William	0-1	1	-	DNP	0-1	DNP	DNP	DNP	DNP	DNP				
Wright,Jaylen	0-1	1	-	-	0-1	DNP	-	DNP	DNP	DNP				
Wilson,Toby	0-1	1	DNP	-	-	-	-	0-1	-	-				
Fant,Princeton	0-1	1	-	-	-	0-1	-	-	-	-				
Bailey,Dominic	0-1	1	DNP	DNP	0-1	DNP	DNP	DNP	DNP	DNP				
Salansky,Matthew	0-1	1	-	-	-	0-1	-	-	-	-				

SACKS

Player	UA-A	TOT	BGSU	PITT	TTU	UF	MIZ	SC	OM	ALA	UK	UGA	USA	VU
Banks,Jeremy	4-1	4.5	-	1.0-11	-	-	1.0-7	1.5-5	1.0-2	-				
Butler,Matthew	3-0	3.0	-	-	-	-	-	1.0-6	2.0-10	-				
Baron,Tyler	2-1	2.5	1.0-7	-	0.5-5	-	-	1.0-7	-	-				
Jackson,Theo	1-1	1.5	-	1.0-2	0.5-3	-	-	DNP	-	-				
Blakely,Ja'Quain	1-1	1.5	-	-	0.5-4	1.0-2	-	-	-	-				
Young,Byron	1-1	1.5	DNP	DNP	-	-	-	0.5-5	-	1.0-3				
Beasley,Aaron	1-1	1.5	-	-	0.5-5	-	-	-	1.0-2	-				
Thomas,Omari	1-0	1.0	-	-	-	-	-	-	1.0-5	-				
Slaughter,Doneiko	1-0	1.0	-	-	1.0-8	-	-	DNP	DNP	-				
Terry,Da'Jon	1-0	1.0	1.0-6	-	DNP	-	-	-	-	-				
Harrison,Roman	1-0	1.0	-	-	-	-	-	-	-	1.0-11				
Joseph,Morven	1-0	1.0	-	DNP	1.0-7	DNP	DNP	DNP	DNP	DNP				

TACKLES FOR LOSS

Player	UA-A	TOT	BGSU	PITT	TTU	UF	MIZ	SC	OM	ALA	UK	UGA	USA	VU
Banks,Jeremy	8-2	9.0	1.0-1	2.0-14	-	0.5-1	2.0-11	1.5-5	2.0-5	-				
Butler,Matthew	5-3	6.5	0.5-1	1.5-2	-	-	-	1.0-6	2.0-10	1.5-1				
Jackson,Theo	5-3	6.5	2.5-4	2.0-6	1.5-6	0.5-2	-	DNP	-	-				
Young,Byron	4-2	5.0	DNP	DNP	-	-	1.0-5	1.0-6	2.0-7	1.0-3				
Blakely,Ja'Quain	3-4	5.0	-	-	0.5-4	1.5-3	-	1.0-2	1.0-4	1.0-2				
Baron,Tyler	4-2	5.0	1.0-7	2.5-7	0.5-5	-	-	1.0-7	-	-				
Beasley,Aaron	2-5	4.5	0.5-1	-	0.5-5	-	1.5-4	0.5-1	1.0-2	0.5-1				
Tremblay,Caleb	1-4	3.0	0.5-0	-	0.5-1	0.5-0	0.5-2	-	1.0-2	-				
Slaughter,Doneiko	3-0	3.0	-	-	1.0-8	-	1.0-7	DNP	DNP	1.0-5				
Page III,Solon	2-1	2.5	-	1.0-4	-	1.0-2	-	0.5-1	-	-				
McCollough,Jaylen	1-3	2.5	1.0-2	1.0-2	-	0.5-2	-	-	-	-				
Turnage,Brandon	1-2	2.0	-	DNP	-	DNP	-	2.0-2	-	-				
Burrell,Warren	2-0	2.0	1.0-1	-	-	-	-	1.0-6	-	DNP				
Eason,Bryson	2-0	2.0	2.0-7	-	DNP	DNP	DNP	DNP	DNP	DNP				
Simmons,Elijah	1-1	1.5	-	-	-	0.5-1	1.0-1	DNP	DNP	DNP				
Thomas,Omari	1-0	1.0	-	-	-	-	-	-	1.0-5	-				
Charles,Christian	1-0	1.0	-	-	1.0-2	-	-	DNP	DNP	DNP				
Joseph,Morven	1-0	1.0	-	DNP	1.0-7	DNP	DNP	DNP	DNP	DNP				
George Jr.,Kenneth	1-0	1.0	-	-	-	-	1.0-1	-	DNP	-				
Harrison,Roman	1-0	1.0	-	-	-	-	-	-	-	1.0-11				
Terry,Da'Jon	1-0	1.0	1.0-6	-	DNP	-	-	-	-	-				
Taylor,Alontae	1-0	1.0	-	-	-	-	-	-	-	1.0-2				
McDonald,Tamarion	1-0	1.0	-	-	1.0-1	-	-	DNP	-	-				
Hadden,Kamal	1-0	1.0	DNP	DNP	-	DNP	DNP	DNP	DNP	1.0-3				
Solomon,Aubrey	0-1	0.5	DNP	DNP	0.5-1	-	-	DNP	DNP	-				
Flowers,Trevon	0-1	0.5	-	-	-	-	DNP	0.5-0	-	-				
Solomon,Aubrey	0-1	0.5	DNP	DNP	0.5-1	-	-	DNP	DNP	-				
Flowers,Trevon	0-1	0.5	-	-	-	-	DNP	0.5-0	-	-				



2021 STATISTICS

DEFENSIVE GAME-BY-GAME

INTERCEPTION RETURNS

Player	No.-Yds	BGSU	PITT	TTU	UF	MIZ	SC	OM	ALA	UK	UGA	USA	VU
McCullough, Jaylen	3-45	-	-	1-16	-	1-29	1-0	-	-	-	-	-	-
Taylor, Alontae	1-29	-	-	1-29	-	-	-	-	-	-	-	-	-
Banks, Jeremy	1-32	-	-	-	-	1-32	-	-	-	-	-	-	-
McDonald, Tamarion	1-4	-	-	1-4	-	-	DNP	-	-	-	-	-	-
Page III, Solon	1-31	-	-	1-31	-	-	-	-	-	-	-	-	-
Flowers, Trevon	1-0	-	-	-	-	DNP	-	1-0	-	-	-	-	-

FUMBLES FORCED

Player	No.	BGSU	PITT	TTU	UF	MIZ	SC	OM	ALA	UK	UGA	USA	VU
Taylor, Alontae	1	-	-	-	1	-	-	-	-	-	-	-	-
Butler, Matthew	1	-	-	-	-	-	-	1	-	-	-	-	-
Hadden, Kamal	1	DNP	DNP	-	DNP	DNP	DNP	-	1	-	-	-	-
McCullough, Jaylen	1	-	-	-	-	-	-	-	1	-	-	-	-

FUMBLES RECOVERED

Player	No.	BGSU	PITT	TTU	UF	MIZ	SC	OM	ALA	UK	UGA	USA	VU
Beasley, Aaron	2	-	-	-	1	-	1	-	-	-	-	-	-
George Jr., Kenneth	1	-	-	-	-	-	-	DNP	1	-	-	-	-

SPECIAL TEAMS GAME-BY-GAME

PUNT RETURNS

Player	No.-Yds	BGSU	PITT	TTU	UF	MIZ	SC	OM	ALA	UK	UGA	USA	VU
Jones Jr., Velus	9-121	-	-	3-32	-	2-16	2-33	2-40	-	-	-	-	-
Jackson, Theo	2-14	2-14	-	-	-	-	DNP	-	-	-	-	-	-
Rucker, De'Shawn	1-12	-	-	-	-	-	-	-	1-12	-	-	-	-
Charles, Christian	1-10	-	1-10	-	-	-	DNP	DNP	DNP	-	-	-	-
Flowers, Trevon	2-4	1--2	-	-	-	DNP	-	-	-	-	-	1-6	-
Merrill, Walker	1-0	-	-	1-0	-	-	-	-	DNP	-	-	-	-

KICK RETURNS

Player	No.-Yds	BGSU	PITT	TTU	UF	MIZ	SC	OM	ALA	UK	UGA	USA	VU
Jones Jr., Velus	15-359	2-52	4-122	1-23	4-82	1-21	-	3-59	-	-	-	-	-
Holiday, Jimmy	1-27	-	-	-	-	DNP	DNP	1-27	-	-	-	-	-
Whitehead, Len'Neth	1-19	1-19	-	-	-	-	-	-	-	DNP	-	-	-
Campbell, Miles	1-18	DNP	DNP	-	-	DNP	DNP	1-18	DNP	DNP	-	-	-

FIELD GOALS

Player	FG-FGA (LG)	BGSU	PITT	TTU	UF	MIZ	SC	OM	ALA	UK	UGA	USA	VU
McGrath, Chase	1-1 (42)	1-1 (42)	2-2 (48)	-	0-1	2-2	1-1	1-2 (39)	1-1 (32)	-	-	-	-

PUNTING

Player	No.-Yds-Avg.	BGSU	PITT	TTU	UF	MIZ	SC	OM	ALA	UK	UGA	USA	VU
Brooks, Paxton	7-330-47.1	3-170	4-183	-	6-259	-	5-220	6-261	7-310	-	-	-	-
Morgan, Kolby	4-154-38.5	-	-	4-154	-	-	-	-	-	-	-	-	-

TENNESSEE SCORING DRIVES

Opponent	Plays	Yards	TOP	Result	Qtr.	Time	How Scored	Opponent	Plays	Yards	TOP	Result	Qtr.	Time	How Scored
Bowling Green	12	66	2:59	TD	1	10:25	Milton 4-yd run	at Missouri	9	50	3:32	FG	2	0:19	McGrath 25-yd FG
Bowling Green	8	67	2:01	TD	1	6:52	Small 1-yd run	at Missouri	12	65	3:16	FG	3	11:44	McGrath 27-yd FG
Bowling Green	8	72	1:58	TD	3	12:53	Milton 1-yd run	at Missouri	10	75	4:07	TD	3	7:25	Tillman 24-yd rec.
Bowling Green	5	58	1:18	TD	3	7:51	Evans 21-yd run	at Missouri	6	75	4:01	TD	4	1:46	Pierce Jr. 27-yd run
Bowling Green	14	41	3:28	FG	4	9:36	McGrath 42-yd FG	South Carolina	14	66	4:29	TD	1	9:18	Hyatt 3-yd rec.
Bowling Green	6	75	1:45	TD	4	5:11	Tillman 40-yd rec.	South Carolina	3	57	0:35	TD	1	6:46	Payton 39-yd rec.
Pittsburgh	1	2	0:03	TD	1	13:34	Small 2-yd run	South Carolina	5	80	1:18	TD	1	0:58	Hooker 11-yd run
Pittsburgh	10	31	2:53	FG	1	4:44	McGrath 37-yd FG	South Carolina	3	24	0:33	TD	1	0:12	Jones Jr. 21-yd rec.
Pittsburgh	8	44	3:37	FG	2	11:16	McGrath 48-yd FG	South Carolina	5	76	1:43	TD	2	5:40	Evans 45-yd run
Pittsburgh	4	68	1:28	TD	2	2:16	Calloway 44-yd rec.	South Carolina	11	64	1:58	FG	2	0:00	McGrath 25-yd FG
Pittsburgh	6	63	2:10	TD	3	2:32	Warren 8-yd rec.	South Carolina	6	41	3:06	TD	4	4:45	Whitehead 2-yd run
Pittsburgh	7	61	2:06	TD	4	10:09	Wright 1-yd run	Ole Miss	-	-	0:29	Safety	1	4:35	Thomas Safety
Tennessee Tech	2	33	0:25	TD	1	10:50	Payton 29-yd rec.	Ole Miss	3	49	0:37	TD	1	3:51	Tillman 16-yd rec.
Tennessee Tech	5	37	1:23	TD	1	4:47	Wright 1-yd run	Ole Miss	6	62	0:53	FG	2	0:00	McGrath 39-yd FG
Tennessee Tech	9	96	2:27	TD	2	12:13	Jones Jr. 45-yd rec.	Ole Miss	8	77	2:18	TD	3	12:38	Small 1-yd run
Tennessee Tech	10	47	3:19	TD	2	0:49	Warren 1-yd rec.	Ole Miss	9	88	3:14	TD	4	13:41	Hooker 5-yd run
Tennessee Tech	7	49	2:17	TD	3	8:47	Hooker 1-yd run	at Alabama	8	75	1:50	TD	1	6:15	Jones Jr. 8-yd rec.
Tennessee Tech	-	-	0:10	TD	3	8:37	Page III 31-yd INT	at Alabama	6	64	2:18	TD	1	0:26	Payton 57-yd rec.
Tennessee Tech	7	39	2:39	TD	3	3:38	Evans 1-yd run	at Alabama	3	0	0:43	FG	3	9:44	McGrath 32-yd FG
Tennessee Tech	12	52	3:31	TD	4	7:35	Bailey 2-yd run	at Alabama	2	75	0:21	TD	4	14:30	Tillman 70-yd rec.
at Florida	6	80	2:05	TD	1	7:05	Evans 47-yd rec.								
at Florida	4	89	1:17	TD	2	11:31	Payton 75-yd rec.								
at Missouri	5	57	1:15	TD	1	12:28	Payton 35-yd rec.								
at Missouri	7	75	1:52	TD	1	5:21	Evans 8-yd run								
at Missouri	1	92	0:12	TD	1	3:13	Evans 92-yd run								
at Missouri	1	1	0:05	TD	1	1:31	Evans 1-yd run								
at Missouri	5	73	1:31	TD	2	10:01	Jones Jr. 35-yd rec.								
at Missouri	10	86	3:18	TD	2	4:49	Hooker 1-yd run								



2021 STATISTICS

PARTICIPATION GAME-BY-GAME

PARTICIPATION

No.	Name	GP/GS	BGSU	PITT	TTU	UF	MIZ	SC	OM	ALA	UK	UGA	USA	VU
59	Bailey,Dominic	1/-	XXX
15	Bailey,Harrison	1/-	XXX
65	Ball,Parker	8/-	XXX	XXX	XXX	XXX	XXX	XXX	XXX	XXX
37	Bandy,Montrell	1/-	XXX
33	Banks,Jeremy	8/7	START	XXX	START	START	START	START	START	START	START	START	START	START
9	Baron,Tyler	8/4	START	START	START	START	START	XXX	XXX	XXX	XXX	XXX	XXX	XXX
24	Beasley,Aaron	8/6	XXX	START	START	START	XXX	START	START	START	START	START	START	START
17	Bittner,Michael	1/-	XXX
48	Blakely,Ja'Quain	8/8	START	START	START	START	START	START	START	START	START	START	START	START
37	Brooks,Paxton	8/-	XXX	XXX	XXX	XXX	XXX	XXX	XXX	XXX	XXX	XXX	XXX	XXX
35	Brooks,Will	8/-	XXX	XXX	XXX	XXX	XXX	XXX	XXX	XXX	XXX	XXX	XXX	XXX
46	Brunetti,Lucien	1/-	XXX
11	Bumphus,LaTrell	4/2	XXX	XXX	START	START	START	START	START	START
4	Burrell,Warren	7/7	START	START	START	START	START	START	START	START	START	START	START	START
94	Butler,Matthew	8/7	START	START	START	START	START	START	XXX	START	START	START	START	START
9	Calloway,Jimmy	3/1	...	XXX	XXX	START
86	Campbell,Miles	2/-	XXX	XXX
41	Carver,JT	1/-	XXX
75	Carvin,Jerome	8/8	START	START	START	START	START	START	START	START	START	START	START	START
14	Charles,Christian	5/1	XXX	XXX	XXX	XXX	START
82	Coby,Anderson	3/-	XXX	...	XXX	XXX
53	Crawford,Jeremiah	6/-	XXX	...	XXX	...	XXX	XXX	XXX	XXX	XXX	XXX	XXX	XXX
66	Davis,Dayne	8/1	XXX	XXX	XXX	XXX	XXX	XXX	XXX	XXX	XXX	START	START	START
20	Eason,Bryson	2/-	XXX	XXX
7	Edwards,Romello	3/-	XXX	...	XXX	...	XXX
8	Evans,Tiyon	6/2	XXX	...	START	XXX	XXX	START	XXX	XXX	XXX
88	Fant,Princeton	8/2	XXX	START	XXX	XXX	START	XXX	XXX	XXX	XXX	XXX	XXX	XXX
17	Fields,Tyus	2/-	XXX	XXX
1	Flowers,Trevon	7/7	START	START	START	START	...	START	START	START	START	START	START	START
0	Frerking,Grant	4/-	XXX	...	XXX	...	XXX	XXX
47	Gaca,Matt	1/-	XXX
99	Garland,Kurott	8/1	XXX	XXX	XXX	XXX	XXX	START	XXX	XXX	XXX	XXX	XXX	XXX
15	Garland,Kwauze	8/-	XXX	XXX	XXX	XXX	XXX	XXX	XXX	XXX	XXX	XXX	XXX	XXX
5	George Jr.,Kenneth	7/-	XXX	XXX	XXX	XXX	XXX	XXX	XXX	XXX	XXX	XXX	XXX	XXX
58	Green,Isaac	2/-	XXX	...	XXX
13	Hadden,Kamal	3/1	XXX	XXX	START	START	START	START	START
54	Harris,Kingston	3/1	XXX	XXX	START
30	Harrison,Roman	8/1	XXX	XXX	XXX	XXX	START	XXX	XXX	XXX	XXX	XXX	XXX	XXX
6	Holiday,Jimmy	6/-	XXX	XXX	XXX	XXX	XXX	XXX	XXX	XXX	XXX	XXX
5	Hooker,Hendon	8/6	XXX	XXX	START	START	START	START	START	START	START	START	START	START
31	Humphrey,Nick	7/-	...	XXX	XXX	XXX	XXX	XXX	XXX	XXX	XXX	XXX	XXX	XXX
11	Hyatt,Jalin	8/1	START	XXX	XXX	XXX	XXX	XXX	XXX	XXX	XXX	XXX	XXX	XXX
26	Jackson,Theo	7/7	START	START	START	START	START	START	...	START	START	START	START	START
22	Jancek,Jack	5/-	XXX	...	XXX	XXX	XXX	XXX	XXX	XXX	XXX	XXX
1	Jones Jr.,Velus	8/4	XXX	XXX	XXX	XXX	START	START	START	START	START	START	START	START
8	Jones,Bradley	8/-	XXX	XXX	XXX	XXX	XXX	XXX	XXX	XXX	XXX	XXX	XXX	XXX
25	Joseph,Morven	2/-	XXX	...	XXX
80	Keyton,Ramel	6/-	...	XXX	XXX	XXX	XXX	XXX	XXX	XXX	XXX	XXX	XXX	XXX
23	Labruzzo,Cheyenne	8/-	XXX	XXX	XXX	XXX	XXX	XXX	XXX	XXX	XXX	XXX	XXX	XXX
50	Lampley,Jackson	7/-	XXX	...	XXX	XXX	XXX	XXX	XXX	XXX	XXX	XXX	XXX	XXX
78	Lane,Ollie	7/4	XXX	START	XXX	XXX	START	START	START	START	START	START	START	START
83	Lanier,Nigel	1/-	XXX
68	Mays,Cade	7/7	START	START	START	START	START	START	START	START	START	START	START	START
63	Mays,Cooper	3/3	START	START	START	START	START
22	McCollough,Jaylen	8/8	START	START	START	START	START	START	START	START	START	START	START	START
12	McDonald,Tamarion	7/-	XXX	XXX	XXX	XXX	XXX	...	XXX	XXX	XXX	XXX	XXX	XXX
40	McGrath,Chase	8/-	XXX	XXX	XXX	XXX	XXX	XXX	XXX	XXX	XXX	XXX	XXX	XXX
19	Merrill,Walker	7/1	XXX	XXX	START	XXX	XXX	XXX	XXX	XXX	XXX	XXX	XXX	XXX
7	Milton III,Joe	5/2	START	START	...	XXX	XXX	...	XXX	XXX	XXX	XXX	XXX	XXX
10	Mitchell,Juwan	3/1	START	XXX	...	XXX
18	Mohan,William	8/-	XXX	XXX	XXX	XXX	XXX	XXX	XXX	XXX	XXX	XXX	XXX	XXX
93	Morgan,Kolby	1/-	XXX
38	Page III,Solon	8/2	XXX	START	XXX	XXX	START	XXX	XXX	XXX	XXX	XXX	XXX	XXX
64	Parker,William	1/-	XXX
3	Payton,JaVonta	8/8	START	START	START	START	START	START	START	START	START	START	START	START
70	Perry,RJ	2/-	XXX	XXX	XXX
30	Pierce,Marcus	5/-	XXX	...	XXX	...	XXX	XXX	XXX	XXX	XXX	XXX	XXX	XXX
71	Robinson,James	8/1	XXX	XXX	XXX	XXX	XXX	XXX	XXX	XXX	XXX	START	START	START
28	Rucker,De'Shawn	8/-	XXX	XXX	XXX	XXX	XXX	XXX	XXX	XXX	XXX	XXX	XXX	XXX
47	Salansky,Matthew	8/-	XXX	XXX	XXX	XXX	XXX	XXX	XXX	XXX	XXX	XXX	XXX	XXX
89	Salmon,Hunter	2/-	XXX	XXX
51	Simmons,Elijah	5/4	START	START	START	START	START	XXX
40	Slates,Donovan	1/-	XXX
0	Slaughter,Doneiko	6/-	XXX	XXX	XXX	XXX	XXX	XXX	XXX	XXX
2	Small,Jabari	6/6	START	START	...	START	START	...	START	START	START	START	START	START
52	Smith,Maurese	1/-	XXX
14	Smith,Spencer	1/-	XXX
98	Solomon,Aubrey	4/-	XXX	XXX	XXX	XXX	XXX	XXX
76	Spraggins,Javontez	8/8	START	START	START	START	START	START	START	START	START	START	START	START
60	Stephens,Alton	1/-	XXX
2	Taylor,Alontae	8/8	START	START	START	START	START	START	START	START	START	START	START	START
95	Terry,Da'Jon	7/-	XXX	XXX	...	XXX	XXX	XXX	XXX	XXX	XXX	XXX	XXX	XXX
21	Thomas,Omari	8/2	XXX	XXX	XXX	XXX	START	START	START	START	START	START	START	START
4	Tillman,Cedric	8/8	START	START	START	START	START	START	START	START	START	START	START	START
97	Tremblay,Caleb	8/-	XXX	XXX	XXX	XXX	XXX	XXX	XXX	XXX	XXX	XXX	XXX	XXX
29	Turnage,Brandon	6/1	XXX	...	XXX	...	XXX	START	XXX	XXX	XXX	XXX	XXX	XXX
55	Valentine,Enrique	1/-	XXX
87	Warren,Jacob	8/6	START	START	START	START	START	XXX	START	START	START	START	START	START
27	Whitehead,Len'Neth	7/-	XXX	XXX	XXX	XXX	XXX	XXX	XXX	XXX	XXX	XXX	XXX	XXX
41	Willis,Aaron	4/-	XXX	XXX	XXX	XXX	XXX	XXX	XXX	XXX
39	Wilson,Toby	7/-	...	XXX	XXX	XXX	XXX	XXX	XXX	XXX	XXX	XXX	XXX	XXX
58	Wright,Darnell	8/8	START	START	START	START	START	START	START	START	START	START	START	START
20	Wright,Jaylen	4/-	XXX	XXX	XXX	...	XXX
36	Wright,William	2/-	XXX	...	XXX
6	Young,Byron	6/3	XXX	XXX	XXX	START	START	START	START	START	START	START

Starts indicated by START; XXX-Played; ...-Did Not Play



2021 TEAM SUPERLATIVES

TENNESSEE GAME HIGHS

Rushes	64	vs Bowling Green (Sep 02, 2021)
Yards Rushing	458	at Missouri (Oct 02, 2021)
Yards Per Rush	7.8	at Missouri (Oct 02, 2021)
TD Rushes	5	at Missouri (Oct 02, 2021)
Pass attempts	33	vs Pittsburgh (Sep 11, 2021)
Pass completions	22	vs Pittsburgh (Sep 11, 2021)
Yards Passing	282	at Alabama (Oct 23, 2021)
Yards Per Pass	11.8	at Missouri (Oct 02, 2021)
TD Passes	3	vs Tennessee Tech (Sep 18, 2021)
		at Missouri (Oct 02, 2021)
		vs South Carolina (Oct 09, 2021)
		at Alabama (Oct 23, 2021)
Total Plays	88	vs Bowling Green (Sep 02, 2021)
Total Offense	683	at Missouri (Oct 02, 2021)
Yards Per Play	8.8	at Missouri (Oct 02, 2021)
Points	62	at Missouri (Oct 02, 2021)
Sacks By	5	vs Ole Miss (Oct 16, 2021)
First Downs	35	at Missouri (Oct 02, 2021)
Penalties	13	vs Pittsburgh (Sep 11, 2021)
Penalty Yards	134	vs Pittsburgh (Sep 11, 2021)
Turnovers	3	vs Pittsburgh (Sep 11, 2021)
Interceptions By	4	vs Tennessee Tech (Sep 18, 2021)
Punts	7	at Alabama (Oct 23, 2021)
Punting Avg	49.0	vs Bowling Green (Sep 02, 2021)
Long Punt	64	vs Bowling Green (Sep 02, 2021)
Punts inside 20	5	vs Ole Miss (Oct 16, 2021)
Long Punt Return	40	vs Ole Miss (Oct 16, 2021)

OPPONENT GAME HIGHS

Rushes	62	vs Ole Miss (Oct 16, 2021)
Yards Rushing	283	at Florida (Sep 25, 2021)
Yards Per Rush	7.1	at Florida (Sep 25, 2021)
TD Rushes	5	at Alabama (Oct 23, 2021)
Pass attempts	44	at Missouri (Oct 02, 2021)
Pass completions	31	at Alabama (Oct 23, 2021)
Yards Passing	371	at Alabama (Oct 23, 2021)
Yards Per Pass	8.6	at Alabama (Oct 23, 2021)
TD Passes	3	vs Pittsburgh (Sep 11, 2021)
		at Florida (Sep 25, 2021)
Total Plays	101	vs Ole Miss (Oct 16, 2021)
Total Offense	574	at Alabama (Oct 23, 2021)
Yards Per Play	7.4	at Florida (Sep 25, 2021)
Points	52	at Alabama (Oct 23, 2021)
Sacks By	6	vs South Carolina (Oct 09, 2021)
First Downs	32	at Alabama (Oct 23, 2021)
Penalties	10	vs Bowling Green (Sep 02, 2021)
		vs Tennessee Tech (Sep 18, 2021)
		vs Ole Miss (Oct 16, 2021)
Penalty Yards	107	vs Tennessee Tech (Sep 18, 2021)
Turnovers	4	vs Tennessee Tech (Sep 18, 2021)
Interceptions By	1	vs Pittsburgh (Sep 11, 2021)
		at Alabama (Oct 23, 2021)
Punts	8	vs Bowling Green (Sep 02, 2021)
		vs Tennessee Tech (Sep 18, 2021)
Punting Avg	45.7	at Florida (Sep 25, 2021)
Long Punt	58	at Florida (Sep 25, 2021)
Punts inside 20	3	vs Tennessee Tech (Sep 18, 2021)
		vs Ole Miss (Oct 16, 2021)
Long Punt Return	5	vs Pittsburgh (Sep 11, 2021)
		at Florida (Sep 25, 2021)

2021 INDIVIDUAL SUPERLATIVES

MOST BY A VOL...

Rushes	23	Hooker,Hendon vs Ole Miss (Oct 16, 2021)
Yards Rushing	156	Evans,Tiyon at Missouri (Oct 02, 2021)
TD Rushes	3	Evans,Tiyon at Missouri (Oct 02, 2021)
Long Rush	92	Evans,Tiyon at Missouri (Oct 02, 2021)
Pass attempts	28	Hooker,Hendon at Alabama (Oct 23, 2021)
Pass completions	19	Hooker,Hendon at Alabama (Oct 23, 2021)
Yards Passing	282	Hooker,Hendon at Alabama (Oct 23, 2021)
TD Passes	3	Hooker,Hendon vs Tennessee Tech (Sep 18, 2021)
		Hooker,Hendon at Missouri (Oct 02, 2021)
		Hooker,Hendon vs South Carolina (Oct 09, 2021)
		Hooker,Hendon at Alabama (Oct 23, 2021)
Long Pass	75	Hooker,Hendon at Florida (Sep 25, 2021)
Receptions	7	Jones Jr.,Velus at Missouri (Oct 02, 2021)
		Tillman,Cedric vs Ole Miss (Oct 16, 2021)
		Tillman,Cedric at Alabama (Oct 23, 2021)
Yards Receiving	152	Tillman,Cedric at Alabama (Oct 23, 2021)
TD Receptions	1	18 Times - Most Recent:
		Tillman,Cedric at Alabama (Oct 23, 2021)
		Jones Jr.,Velus at Alabama (Oct 23, 2021)
		Payton,JaVonta at Alabama (Oct 23, 2021)
Long Reception	75	Payton,JaVonta at Florida (Sep 25, 2021)
Field Goals	2	McGrath,Chase vs Pittsburgh (Sep 11, 2021)
		McGrath,Chase at Missouri (Oct 02, 2021)
Long Field Goal	48	McGrath,Chase vs Pittsburgh (Sep 11, 2021)
Punts	7	Brooks,Paxton at Alabama (Oct 23, 2021)
Punting Avg	49.0	Brooks,Paxton vs Bowling Green (Sep 02, 2021)
Long Punt	64	Brooks,Paxton vs Bowling Green (Sep 02, 2021)
Punts inside 20	5	Brooks,Paxton vs Ole Miss (Oct 16, 2021)
Long Punt Return	40	Jones Jr.,Velus vs Ole Miss (Oct 16, 2021)
Long Kickoff Return	39	Jones Jr.,Velus vs Pittsburgh (Sep 11, 2021)
Tackles	15	Flowers,Trevon at Florida (Sep 25, 2021)
		Banks,Jeremy vs Ole Miss (Oct 16, 2021)
Sacks	2.0	Butler,Matthew vs Ole Miss (Oct 16, 2021)
Tackles For Loss	2.5	Jackson,Theo vs Bowling Green (Sep 02, 2021)
		Baron,Tyler vs Pittsburgh (Sep 11, 2021)
Interceptions	1	Taylor,Alontae vs Tennessee Tech (Sep 18, 2021)
		McDonald,Tamari vs Tennessee Tech (Sep 18, 2021)
		McCullough,Jayl vs Tennessee Tech (Sep 18, 2021)
		Page III,Solon vs Tennessee Tech (Sep 18, 2021)
		McCullough,Jayl at Missouri (Oct 02, 2021)
		Banks,Jeremy at Missouri (Oct 02, 2021)
		McCullough,Jayl vs South Carolina (Oct 09, 2021)
		Flowers,Trevon vs Ole Miss (Oct 16, 2021)

MOST BY AN OPPONENT...

Rushes	30	Corral,Matt, vs Ole Miss (Oct 16, 2021)
Yards Rushing	195	Corral,Matt, vs Ole Miss (Oct 16, 2021)
TD Rushes	3	Robinson Jr.,Br, at Alabama (Oct 23, 2021)
Long Rush	49	Jones,Emory, at Florida (Sep 25, 2021)
Pass attempts	44	Bazelak,Connor, at Missouri (Oct 02, 2021)
Pass completions	31	Young,Bryce, at Alabama (Oct 23, 2021)
Yards Passing	371	Young,Bryce, at Alabama (Oct 23, 2021)
TD Passes	2	Pickett,Kenny, vs Pittsburgh (Sep 11, 2021)
		Jones,Emory, at Florida (Sep 25, 2021)
		Corral,Matt, vs Ole Miss (Oct 16, 2021)
		Young,Bryce, at Alabama (Oct 23, 2021)
Long Pass	65	Young,Bryce, at Alabama (Oct 23, 2021)
Receptions	11	Metchie,John, at Alabama (Oct 23, 2021)
Yards Receiving	123	Williams,Jameso, at Alabama (Oct 23, 2021)
TD Receptions	2	Metchie,John, at Alabama (Oct 23, 2021)
Long Reception	65	Williams,Jameso, at Alabama (Oct 23, 2021)
Field Goals	2	Needham,Nate, vs Bowling Green (Sep 02, 2021)
		Scarton,Sam, vs Pittsburgh (Sep 11, 2021)
Long Field Goal	50	Needham,Nate, vs Bowling Green (Sep 02, 2021)
Punts	8	Olsen,Hayden, vs Tennessee Tech (Sep 18, 2021)
Punting Avg	48.0	Lawler,Mason, vs Bowling Green (Sep 02, 2021)
Long Punt	58	Crawshaw,Jeremy, at Florida (Sep 25, 2021)
Punts inside 20	3	Olsen,Hayden, vs Tennessee Tech (Sep 18, 2021)
		Brown,Mac, vs Ole Miss (Oct 16, 2021)
Long Punt Return	5	Stovall,Melquis, vs Pittsburgh (Sep 11, 2021)
		Henderson,Xzavi, at Florida (Sep 25, 2021)
Long Kickoff Return	100	Abrams-Draine,K, at Missouri (Oct 02, 2021)
Tackles	14	Anders,Darren, vs Bowling Green (Sep 02, 2021)
		Robinson,Mark, vs Ole Miss (Oct 16, 2021)
Sacks	2.0	Baldonado,Habak, vs Pittsburgh (Sep 11, 2021)
		Robinson,Mark, vs Ole Miss (Oct 16, 2021)
Tackles For Loss	5.0	Robinson,Mark, vs Ole Miss (Oct 16, 2021)
Interceptions	1	Hill,Brandon, vs Pittsburgh (Sep 11, 2021)
		Armour-Davis,Ja, at Alabama (Oct 23, 2021)



TENNESSEE OVERTIME RECORDS

TENNESSEE OVERTIME GAMES & RESULTS (13-8)

Date	Opponent	OTs	1st Poss.	Game-Winning Score	Final Score
Sept. 19, 1998	Florida	1	Offense	Jeff Hall 41 field goal	W, 20-17
Sept. 30, 2000	at LSU	1	Defense*	Robert Royal 25 pass from Rohan Davey (John Corbello kick)	L, 31-38
Oct. 5, 2002	Arkansas	6	Offense	Jason Witten 25 pass from Casey Clausen+	W, 41-38
Sept. 27, 2003	South Carolina	1	Defense*	James Banks 4 pass from Casey Clausen+	W, 23-20
Oct. 25, 2003	at Alabama	5	Offense	Casey Clausen 1 run (James Banks pass from Casey Clausen)	W, 51-43
Sept. 26, 2005	at LSU	1	Defense*	Gerald Riggs, Jr. 1 run+	W, 30-27
Oct. 27, 2007	South Carolina	1	Offense	Daniel Lincoln 27 field goal	W, 27-24
Nov. 24, 2007	at Kentucky	4	Defense*	Quintin Hancock 40 pass from Erik Ainge (Austin Rogers pass from Ainge)	W, 52-50
Sept. 1, 2008	at UCLA	1	Defense*	Kai Forbath 42 field goal	L, 24-27
Nov. 28, 2009	at Kentucky	1	Defense*	Montario Hardesty 20 run+	W, 30-24
Sept. 25, 2010	UAB	2	Offense	Denarius Moore 25 pass from Matt Simms+	W, 32-29
Dec. 30, 2010	vs. North Carolina#	2	Defense*	Casey Barth 23 field goal+	L, 27-30
Nov. 19, 2011	Vanderbilt	1	Defense*	Eric Gordon 90 INT return+	W, 27-21
Nov. 10, 2012	Missouri	4	Defense*	Andrew Baggett 35 field goal+	L, 48-51
Oct. 5, 2013	Georgia	1	Offense	Marshall Morgan 42 field goal+	L, 31-34
Nov. 1, 2014	at South Carolina	1	Offense	Aaron Medley 32 field goal	W, 45-42
Sept. 12, 2015	Oklahoma	2	Offense	Sterling Shepard 18 pass from Baker Mayfield (Austin Seibert kick)	L, 24-31
Sept. 1, 2016	Appalachian State	1	Offense	Joshua Dobbs rush for 1 yard to the APP1, fumble forced by Kennan Gilchrist, fumble by Dobbs recovered by UT's Jalen Hurd in the end zone (Aaron Medley kick)	W, 20-13
Oct. 8, 2016	at Texas A&M	2	Offense	Trevor Knight 1 run (Daniel LaCamera kick)	L, 38-45
Sept. 4, 2017	vs. Georgia Tech^	2	Defense*	John Kelly 2 run (Aaron Medley kick)	W, 42-41
Sept. 7, 2019	BYU	2	Defense*	Ty'Son Williams 5 run+	L, 29-26

*Won coin toss +Game-ending play #Bowl game ^Neutral site regular season game

OVERTIME TEAM RECORDS

Record in OT: 13-8 (Most OT team wins all-time in NCAA history)

Most OT Periods: 6 vs. Arkansas, Oct. 5, 2002

Longest Game (Elapsed Time): 4:43 at Kentucky, Nov. 24, 2007; at Texas A&M, Oct. 8, 2016

Points: 31 at Alabama, Oct. 25, 2003

Opponent Points: 23 at Alabama, Oct. 25, 2003; Missouri, Nov. 10, 2012

Points, Both Teams: 54 (UT 31, Alabama 23), Oct. 25, 2003

Fewest Points: 0 at LSU, Sept. 30, 2000; at UCLA, Sept. 1, 2008

Fewest Points, Both Teams: 3 (UT 3, Florida 0), Sept. 19, 1998; (UT 3, South Carolina 0), Oct. 27, 2007; (UCLA 3, UT 0), Sept. 1, 2008; (UT 3, South Carolina 0), Nov. 1, 2014

Touchdowns: 4 at Alabama, Oct. 25, 2003

Total Offense Plays: 21 at Alabama, Oct. 25, 2003 (105 yards)

Total Offense Yards: 105 at Alabama, Oct. 25, 2003 (21 plays)

Rushing Attempts: 13 at Alabama, Oct. 25, 2003 (40 yards)

Rushing Yards: 40 at Alabama, Oct. 25, 2003 (13 attempts)

Pass Attempts: 16 vs. Missouri, Nov. 10, 2012 (9 completions, 72 yards, 2 touchdowns)

Pass Completions: 9 vs. Missouri, Nov. 10, 2012 (for 72 yards)

Passing Yards: 77 at Kentucky, Nov. 24, 2007 (6-of-9)

Field Goals Attempted: 2 vs. Arkansas, Oct. 5, 2002 (2 made)

Field Goals Made: 2 vs. Arkansas, Oct. 5, 2002 (2 attempts)

Longest Drive, Plays: 7 vs. Arkansas, Oct. 5, 2002 (11 yards, Philip Newman 31 field goal made)

Shortest Drive, Plays: 1 vs. Arkansas, Oct. 5, 2002 (25 yards, Jason Witten 25 pass from Casey Clausen); vs. Arkansas, Oct. 5, 2002 (25 yards, Tony Brown 25 pass from Casey Clausen); at Alabama, Oct. 25, 2003 (25 yards, James Banks 25 pass from Casey Clausen); vs. UAB, Sept. 25, 2010 (25 yards, Denarius Moore 25 pass from Matt Simms)

Shortest Drive, Yards: minus-7 vs. Arkansas, Oct. 5, 2002 (1 play, Derrick Tinsley rush and fumble lost)

Opponent Longest Drive, Plays: 6, Arkansas, Oct. 5, 2002 (12 yards, O'Donohoe 29 field goal made); at Alabama, Oct. 25, 2003 (25 yards, Dre Fulgham 6 TD pass from Brodie Croyle)

Opponent Shortest Drive, Plays: 1, LSU, Sept. 30, 2000 (25 yards, Robert Royal 25 pass from Rohan Davey)

Opponent Shortest Drive, Yards: minus-15, at South Carolina, Nov. 1, 2014 (4 plays, Elliott Fry missed 58-yard field goal attempt)

OVERTIME INDIVIDUAL RECORDS

Points: 14, James Banks at Alabama, Oct. 25, 2003 (2 TDs, 1 PAT)

Touchdowns: 2, James Banks at Alabama, Oct. 25, 2003; John Kelly vs. Georgia Tech, Sept. 4, 2017

Rushing Attempts: 5, Jabari Davis vs. Arkansas, Oct. 5, 2002 (23 yards); Jabari Davis at Alabama, Oct. 25, 2003 (11 yards)

Rushing Yards: 23, Jabari Davis vs. Arkansas, Oct. 5, 2002 (5 attempts)

Longest Rushing Play: 20, Montario Hardesty at Kentucky, Nov. 28, 2009

Longest Rushing Touchdown: 20 yards, Montario Hardesty at Kentucky, Nov. 28, 2009

Passing Attempts: 15, Tyler Bray vs. Missouri, Nov. 10, 2012 (8 completions)

Passing Completions: 8, Tyler Bray vs. Missouri, Nov. 10, 2012 (15 attempts)

Passing Yards: 77, Erik Ainge at Kentucky, Nov. 24, 2007 (6-of-9); Tyler Bray vs. Missouri, Nov. 10, 2012 (8-of-15)

Longest Pass Completion: 40, Erik Ainge to Quintin Hancock (TD) at Kentucky, Nov. 24, 2007 (1st-and-10 from the 40-yard line)

Longest Passing Touchdown: 40, Erik Ainge to Quintin Hancock at Kentucky, Nov. 24, 2007 (1st-and-10 from the 40-yard line)

Receptions: 2, Cedrick Wilson at LSU, Sept. 30, 2000 (16 yards); James Banks at Alabama, Oct. 25, 2003 (30 yards); Gerald Jones at Kentucky, Nov. 24, 2007 (20 yards); Denarius Moore vs. UAB, Sept. 25, 2010 (31 yards); Cordarrelle Patterson vs. Missouri, Nov. 10, 2012 (31 yards); Rajion Neal vs. Missouri, Nov. 10, 2012 (12 yards); Zach Rogers vs. Missouri, Nov. 10, 2012 (10 yards); Marlin Lane vs. Missouri, Nov. 10, 2012 (6 yards)

Receiving Yards: 40, Quintin Hancock at Kentucky, Nov. 24, 2007 (1 reception)

Field Goals Attempted: 2, Philip Newman vs. Arkansas, Oct. 5, 2002 (2 made)

Field Goals Made: 2, Philip Newman vs. Arkansas, Oct. 5, 2002 (2 attempts)

Longest Field Goal Made: 41, Jeff Hall vs. Florida, Sept. 19, 1998

OVERTIME WINS IN FBS HISTORY

Team	Total	Wins	Losses	Pct.
Tennessee	21	13	8	.619
TCU	20	9	11	.450
Arkansas	19	12	7	.632
Oregon	19	10	9	.526
Fresno State	18	7	11	.389
Missouri	17	11	6	.647
Utah	17	9	8	.529



GAME RECAPS

GAME 1

Bowling Green Tennessee

6 Sept. 2, 2021
38 Neyland Stadium
 Knoxville, Tenn.
 Attendance: 84,314
 Time: 8:04 p.m. ET • Duration: 3:41

Tennessee

RUSHING	Att.	Gain	Loss	Net	TD	Long	Avg.
Tiyon Evans	16	124	4	120	1	21	7.5
Jabari Small	22	117	0	117	1	17	5.3
Joe Milton III	14	61	17	44	2	13	3.1
Marcus Pierce	8	38	2	36	0	15	4.5
Jaylen Wright	4	14	0	14	0	8	3.5

PASSING	Cmp.	Att.	Yds.	TD	Int.	Long	Sacks
Milton III, Joe	11	23	139	1	0	40	3
Hooker, Hendon	1	1	5	0	0	5	0

RECEIVING	No.	Yds.	TD	Long
Hyatt, Jalin	4	62	0	30
Tillman, Cedric	2	48	1	40
Payton, JaVonta	2	14	0	10
Fant, Princeton	1	6	0	6
Frerking, Grant	1	5	0	5
Small, Jabari	1	5	0	5
Warren, Jacob	1	4	0	4

PUNTING	No.	Yds.	Avg.	Long	I20	TB	50+
Paxton Brooks	3	147	49	64	2	1	1

FIELD GOALS	Att.	Made	Long	Kicks
Chase McGrath	1	1	43	43

Key: WL=Wide Left, WR=Wide Right, S=Short, B=Blocked

ALL RETURNS	Punts			Kickoffs			Interceptions		
	No.	Yds.	Lg.	No.	Yds.	Lg.	No.	Yds.	Lg.
Flowers, Trevon	1	-2	0	0	0	0	0	0	0
Jackson, Theo	2	14	8	0	0	0	0	0	0
Jones Jr., Velus	0	0	0	2	52	28	0	0	0
Whitehead, Len'Neth	0	0	0	1	19	19	0	0	0

Bowling Green

RUSHING	Att.	Gain	Loss	Net	TD	Long	Avg.
Nick Mosley	8	36	10	26	0	24	3.3
Terion Stewart	7	13	0	13	0	8	1.9
Jhaylin Embry	3	8	4	4	0	8	1.3
Jaison Patterson	1	1	0	1	0	1	1.0
Taron Keith	1	0	1	-1	0	0	-1.0
Matt McDonald	3	2	13	-11	0	2	-3.7

PASSING	Cmp.	Att.	Yds.	TD	Int.	Long	Sacks
Matt McDonald	25	38	187	0	0	31	2

RECEIVING	No.	Yds.	TD	Long
Austin Osborne	8	46	0	24
Cavon Croom	5	45	0	12
Jamal Johnson	3	44	0	31
Levi Gazarek	3	23	0	12
Jaedyn McKinstry	3	22	0	13
Jhaylin Embry	1	7	0	7
Terion Stewart	1	0	0	0
Taron Keith	1	0	0	0

PUNTING	No.	Yds.	Avg.	Long	I20	TB	50+
Matt Naranjo	7	304	43.4	50	0	0	1
Mason Lawler	1	48	48	48	0	0	0

FIELD GOALS	Att.	Made	Long	Kicks
Nate Needham	2	2	50	42, 50

Key: WL=Wide Left, WR=Wide Right, S=Short, B=Blocked

ALL RETURNS	Punts			Kickoffs			Interceptions		
	No.	Yds.	Lg.	No.	Yds.	Lg.	No.	Yds.	Lg.
Deshawn Jones Jr.	0	0	0	2	36	21	0	0	0
Davon Ferguson	0	0	0	3	60	27	0	0	0

Vols Run Past Falcons, 38-6, To Open Heupel Era

Running backs **Tiyon Evans** and **Jabari Small** each turned in 100-yard nights, as Tennessee scored four touchdowns on the ground and rushed past Bowling Green, 38-6, to open the **Josh Heupel** era in victorious fashion. With a crowd of 84,314 enjoying the opening contest of the 100th year of Neyland Stadium, Shields-Watkins Field, and the 125th season of Vol football, the Big Orange dominated the ground game, 331-32 and averaged 5.2 yards per carry. Evans, a junior, led the way with 120 yards and a score on 16 carries, while Small, a sophomore, recorded 117 yards and a TD on 22 attempts. The efforts by the UT running back duo marked the 21st time in program history the Vols had two 100-yard rushers in a single game. Evans also became the first Tennessee back to eclipse the century mark in his debut since Alvin Kamara carried for 144 yards in Nashville on Sept. 5, 2015, also vs. Bowling Green. In his debut under center for the Big Orange, redshirt junior quarterback **Joe Milton III** ran for two scores and threw for another on a night in which he went 11 of 23 for 139 yards. Milton III guided the Vols to touchdowns on the first two drives, including a 12-play, 66-yard drive to start that culminated with his own 4-yard score. **Theo Jackson** had a career night defensively, registering 11 tackles, 2.5 tackles for loss and three pass breakups. UT racked up 11 tackles for loss, while **Da'Jon Terry** and **Tyler Baron** each had a sack. The win was the 850th for Vol football, becoming the 10th program in FBS history to achieve the feat.

Bowling Green	0	6	0	0	-	6
Tennessee	14	0	14	10	-	38

1st	10:25	UT	Joe Milton III 4 yd run (Chase McGrath kick)
	06:52	UT	Jabari Small 1 yd run (Chase McGrath kick)
2nd	09:54	BG	Nate Needham 42 yd field goal
	01:16	BG	Nate Needham 50 yd field goal
3rd	12:53	UT	Joe Milton III 1 yd run (Chase McGrath kick)
	07:51	UT	Tiyon Evans 19 yd run (Chase McGrath kick)
4th	09:36	UT	Chase McGrath 43 yd field goal
	05:11	UT	Cedric Tillman 40 yd pass from Joe Milton III (Chase McGrath kick)

Team Stats

	BG	UT
FIRST DOWNS	11	31
Rushing	3	22
Passing	8	6
Penalty	0	3
NET YARDS RUSHING	32	331
Rushing Attempts	23	64
Average Per Rush	1.4	5.2
Rushing Touchdowns	0	4
Rushing Yards Gained	60	354
Rushing Yards Lost	28	23
NET YARDS PASSING	187	144
Completions-Attempts-Interceptions	25-38-0	12-24-0
Average Per Attempt	4.9	6.0
Average Per Completion	7.5	12.0
Passing Touchdowns	0	1
TOTAL OFFENSE YARDS	219	475
Total Offensive Plays	61	88
Average Gain Per Play	3.6	5.4
Fumbles: Number-Lost	1-0	2-2
Penalties: Number-Yards	11-79	5-45
PUNTS-YARDS	8-352	3-147
Average Yards Per Punt	44	49
Net Yards Per Punt	42.5	42.3
Inside 20	0	2
50+ Yards	1	1
Touchbacks	0	1
Fair Catch	0	2
KICKOFFS-YARDS	3-165	7-449
Average Yards Per Kickoff	55.0	64.1
Net Yards Per Kickoff	31.3	44.7
Touchbacks	0	2
Fair Catch	0	0
Punt returns: Number-Yards-TD	0-0-0	3-12-0
Average Per Return	n/a	4.0
Kickoff returns: Number-Yards-TD	5-96-0	3-71-0
Average Per Return	19.2	23.7
Interceptions: Number-Yards-TD	0-0-0	0-0-0
Fumble Returns: Number-Yards-TD	0-0-0	0-0-0
Miscellaneous Yards	0	0
Possession Time	32:10	26:07
Third-Down Conversions	2 of 14	7 of 15
Fourth-Down Conversions	0 of 2	1 of 3
Red-Zone Scores-Chances	1-1	5-5
Touchdowns	0-1	4-5
Field goals	1-1	1-5
Sacks By: Number-Yards	3-12	2-13
PAT	0-0	5-5
Field Goals	2-2	1-1
Points off turnovers	0	0



GAME RECAPS

GAME 2

Pittsburgh Tennessee

41 Sept. 11, 2021
34 Neyland Stadium
Knoxville, Tenn.
Attendance: 82,203
Time: 12:03 p.m. ET • Duration: 3:56

Tennessee

RUSHING	Att.	Gain	Loss	Net	TD	Long	Avg.
Joe Milton III	5	68	14	54	0	54	10.8
Hendon Hooker	9	69	20	49	0	23	5.4
Jabari Small	8	18	0	18	1	4	2.3
Jaylen Wright	11	22	7	15	1	14	1.4

PASSING	Cmp.	Att.	Yds.	TD	Int.	Long	Sacks
Hendon Hooker	15	21	188	2	1	44	3
Joe Milton III	7	12	50	0	0	10	2

RECEIVING	No.	Yds.	TD	Long
Jimmy Calloway	3	59	1	44
Jacob Warren	5	55	1	34
Princeton Fant	4	47	0	16
Velus Jones Jr.	3	31	0	16
Cedric Tillman	1	20	0	20
Jaylen Wright	5	20	0	11
Jabari Small	1	6	0	6

PUNTING	No.	Yds.	Avg.	Long	I20	TB	50+
Paxton Brooks	4	183	45.8	51	1	0	2

FIELD GOALS	Att.	Made	Long	Kicks
Chase McGrath	2	2	48	37G, 48G

Key: G=Good, WL=Wide Left, WR=Wide Right, S=Short, B=Blocked

ALL RETURNS	Punts			Kickoffs			Interceptions		
	No.	Yds.	Lg.	No.	Yds.	Lg.	No.	Yds.	Lg.
Christian Charles	1	10	10	0	0	0	0	0	0
Velus Jones Jr.	0	0	0	4	122	39	0	0	0

Pittsburgh

RUSHING	Att.	Gain	Loss	Net	TD	Long	Avg.
Israel Abanikanda	12	46	3	43	0	8	3.6
Vincent Davis	19	40	7	33	1	7	1.7
Kenny Pickett	10	36	17	19	1	13	1.9
Jordan Addison	1	5	0	5	0	5	5.0
TEAM	3	0	4	-4	0	0	-1.3

PASSING	Cmp.	Att.	Yds.	TD	Int.	Long	Sacks
Kenny Pickett	24	36	285	2	0	40	2
Jared Wayne	1	1	16	1	0	16	0

RECEIVING	No.	Yds.	TD	Long
Taysir Mack	4	100	0	31
Jordan Addison	6	64	1	21
Jared Wayne	3	56	0	40
Lucas Krull	3	33	1	16
Israel Abanikanda	4	18	0	14
Vincent Davis	3	13	0	8
Melquise Stovall	1	11	1	11
Shocky Jacques-Louis	1	6	0	6

PUNTING	No.	Yds.	Avg.	Long	I20	TB	50+
Kirk Christodoulou	6	244	40.7	52	2	0	1
TEAM	1	0	0	0	0	0	0

FIELD GOALS	Att.	Made	Long	Kicks
Sam Scarton	2	2	38	38G, 27G

Key: G=Good, WL=Wide Left, WR=Wide Right, S=Short, B=Blocked

ALL RETURNS	Punts			Kickoffs			Interceptions		
	No.	Yds.	Lg.	No.	Yds.	Lg.	No.	Yds.	Lg.
Melquise Stovall	1	5	5	0	0	0	0	0	0
Jaylon Barden	0	0	0	3	36	15	0	0	0
Brandon Hill	0	0	0	0	0	0	1	25	25

Vols Fall in Fierce Fight With Panthers, 41-34

A resilient Tennessee team carried the fight to Pitt for 60 minutes on Saturday afternoon, coming up just short in a 41-34 setback in the Johnny Majors Classic at Neyland Stadium. UT drove deep into Pitt territory with an opportunity to tie the game at 41, but it was stymied on a 4th & 1 rush attempt from the 3-yard line with 6:59 left in the contest. After forcing a three-and-out and a short punt by the Panthers, the Vols were back in business at the Pitt 34. An interception two plays later, however, ended the threat, with the visitors able to move the chains and run out the clock. Redshirt senior quarterback **Hendon Hooker** came off the bench to complete 15 of 21 passes for 188 yards and two scores, and rush nine times for 49 yards for the Big Orange. He led the Vols to their final 21 points after starter **Joe Milton III** left the game to injury in the second quarter and didn't return. Tennessee burst out to a 10-0 lead after the first 15 minutes and was able to weather a second quarter that saw the Panthers outscore the Vols, 27-10. Tennessee struck first, forcing Pitt into a three-and-out and getting a blocked punt by freshman **Christian Charles** to set itself up at the Panther 2-yard line. **Jabari Small**, carding his second touchdown in as many games, carried it over the left side into the end zone on the first play from scrimmage. For the second-straight game, **Theo Jackson** led the Vol defense, tying a career high with 11 tackles and recording one sack and two tackles for loss. **Tyler Baron** added 2.5 tackles for loss, and **Jeremy Banks** had a sack.

Pittsburgh	0	27	7	7	-	41
Tennessee	10	10	7	7	-	34

1st	13:34	UT	Jabari Small 2 yd run (Chase McGrath kick)
	04:44	UT	Chase McGrath 37 yd field goal
2nd	14:53	PIT	Melquise Stovall 11 yd pass from Kenny Pickett (Sam Scarton kick)
	11:16	UT	Chase McGrath 48 yd field goal
	09:25	PIT	Lucas Krull 16 yd pass from Jared Wayne (Sam Scarton kick)
	08:34	PIT	Sam Scarton 38 yd field goal
	03:53	PIT	Sam Scarton 27 yd field goal
	02:16	UT	Jimmy Calloway 44 yd pass from Hendon Hooker (Chase McGrath kick)
	00:19	PIT	Vincent Davis 2 yd run (Sam Scarton kick)
3rd	04:49	PIT	Kenny Pickett 1 yd run (Sam Scarton kick)
	02:32	UT	Jacob Warren 8 yd pass from Hendon Hooker (Chase McGrath kick)
4th	12:22	PIT	Jordan Addison 5 yd pass from Kenny Pickett (Sam Scarton kick)
	10:09	UT	Jaylen Wright 1 yd run (Chase McGrath kick)

Team Stats

	PITT	UT
FIRST DOWNS	24	20
Rushing	6	6
Passing	15	10
Penalty	3	4
NET YARDS RUSHING	96	136
Rushing Attempts	45	33
Average Per Rush	2.1	4.1
Rushing Touchdowns	2	2
Rushing Yards Gained	127	177
Rushing Yards Lost	31	41
NET YARDS PASSING	301	238
Completions-Attempts-Interceptions	25-37-0	22-33-1
Average Per Attempt	8.1	7.2
Average Per Completion	12.0	10.8
Passing Touchdowns	3	2
TOTAL OFFENSE YARDS	397	374
Total Offensive Plays	82	66
Average Gain Per Play	4.8	5.7
Fumbles: Number-Lost	0-0	2-2
Penalties: Number-Yards	9-76	13-134
PUNTS-YARDS	7-244	4-183
Average Yards Per Punt	34.9	45.8
Net Yards Per Punt	33.4	44.5
Inside 20	2	1
50+ Yards	1	2
Touchbacks	0	0
Fair Catch	3	2
KICKOFFS-YARDS	8-513	7-437
Average Yards Per Kickoff	64.1	62.4
Net Yards Per Kickoff	36.4	45.1
Touchbacks	4	1
Fair Catch Yards	0	60
Punt returns: Number-Yards-TD	1-5-0	1-10-0
Average Per Return	5.0	10.0
Kickoff returns: Number-Yards-TD	3-36-0	4-122-0
Average Per Return	12.0	30.5
Interceptions: Number-Yards-TD	1-25-0	0-0-0
Fumble Returns: Number-Yards-TD	0-0-0	0-0-0
Miscellaneous Yards	0	0
Possession Time	36:05	23:55
Third-Down Conversions	8 of 20	6 of 13
Fourth-Down Conversions	2 of 2	0 of 1
Red-Zone Scores-Chances	7-7	5-6
Touchdowns	5-7	3-6
Field goals	2-7	2-6
Sacks By: Number-Yards	5-34	2-13
PAT	5-5	4-4
Field Goals	2-2	2-2
Points off turnovers	3	0



GAME RECAPS

GAME 3

Tennessee Tech Tennessee

0 Sept. 18, 2021
56 Neyland Stadium
Knoxville, Tenn.
Attendance: 80,053
Time: 12:02 p.m. ET • Duration: 3:23

Tennessee

RUSHING	Att.	Gain	Loss	Net	TD	Long	Avg.
Hendon Hooker	9	68	4	64	1	22	7.1
Jaylen Wright	9	43	0	43	1	15	4.8
Tiyon Evans	15	41	0	41	1	15	2.7
Len'Neth Whitehead	5	23	0	23	0	10	4.6
Marcus Pierce	5	23	0	23	0	7	4.6
Harrison Bailey	4	10	2	8	1	8	2.0

PASSING	Cmp.	Att.	Yds.	TD	Int.	Long	Sacks
Hendon Hooker	17	25	199	3	0	45	0
Harrison Bailey	3	7	16	0	0	6	1

RECEIVING	No.	Yds.	TD	Long
Velus Jones Jr.	3	65	1	45
JaVonta Payton	3	46	1	29
Walker Merrill	4	40	0	16
Jimmy Calloway	1	22	0	22
Ramel Keyton	1	10	0	10
Jacob Warren	3	10	1	5
Princeton Fant	1	7	0	7
Jimmy Holiday	1	5	0	5
Andison Coby	1	5	0	5
Tiyon Evans	1	3	0	3
Jaylen Wright	1	2	0	2

PUNTING	No.	Yds.	Avg.	Long	I20	TB	50+
Kolby Morgan	4	154	38.5	55	1	0	1

ALL RETURNS	Punts			Kickoffs			Interceptions		
	No.	Yds.	Lg.	No.	Yds.	Lg.	No.	Yds.	Lg.
Velus Jones Jr.	3	32	25	1	23	23	0	0	0
Walker Merrill	1	0	0	0	0	0	0	0	0
Alontae Taylor	0	0	0	0	0	0	1	29	29
Tamarion McDonald	0	0	0	0	0	0	1	4	4
Jaylen McCollough	0	0	0	0	0	0	1	16	16
Solon Page III	0	0	0	0	0	0	1	31	31

Tennessee Tech

RUSHING	Att.	Gain	Loss	Net	TD	Long	Avg.
Willie Miller	10	40	10	30	0	13	3.0
David Gist	7	15	0	15	0	4	2.1
Jordan Brown	3	7	0	7	0	5	2.3
Davis Shanley	1	0	0	0	0	0	0.0
Metrius Fleming	1	0	7	-7	0	0	-7.0
Drew Martin	6	8	18	-10	0	8	-1.7

PASSING	Cmp.	Att.	Yds.	TD	Int.	Long	Sacks
Drew Martin	10	14	93	0	1	39	2
Davis Shanley	5	10	33	0	2	12	0
Willie Miller	2	10	18	0	1	13	1
Metrius Fleming	0	1	0	0	0	0	1
David Gist	0	1	0	0	0	0	0

RECEIVING	No.	Yds.	TD	Long
Quinton Cross	5	73	0	39
Jordan Brown	3	26	0	13
David Gist	3	17	0	12
Justin Oden	3	15	0	6
Metrius Fleming	1	8	0	8
Ashton Maples	1	7	0	7
Heath Price	1	-2	0	0

PUNTING	No.	Yds.	Avg.	Long	I20	TB	50+
Hayden Olsen	8	309	38.6	48	3	0	0

FIELD GOALS	Att.	Made	Long	Kicks
Devin Parker	1	0	n/a	41WR

Key: G=Good, WL=Wide Left, WR=Wide Right, S=Short, B=Blocked

ALL RETURNS	Punts			Kickoffs			Interceptions		
	No.	Yds.	Lg.	No.	Yds.	Lg.	No.	Yds.	Lg.
Jyron Gilmore	1	-1	0	2	30	17	0	0	0

Volts Soar Past Golden Eagles, 56-0

Tennessee forced four turnovers and got touchdowns from eight different players, including one on defense, in a 56-0 blowout of Tennessee Tech on Saturday afternoon at Neyland Stadium. Redshirt senior quarterback **Hendon Hooker** got his first start as a Vol and threw for a career-high-tying three touchdowns and carried for another. He ended the day 17 of 25 for 199 yards and was his team's leading rusher with 64 yards on nine carries. Hooker connected for scoring strikes with senior wide receiver **JaVonta Payton** (29 yards), redshirt senior receiver **Velus Jones Jr.** (45 yards) and redshirt junior tight end **Jacob Warren** (1 yard), all in the first half. Tennessee's defense, meanwhile, spent all day frustrating the Golden Eagles, generating four sacks, tallying eight tackles for losses, breaking up seven passes and getting interceptions from four different players with 80 yards of combined return yardage. Senior corner **Alontae Taylor**, junior safety **Jaylen McCollough**, sophomore safety **Tamarion McDonald** and redshirt senior linebacker **Solon Page III** came away with errant Tennessee Tech passes, with Page III returning his 31 yards for a touchdown in the third stanza. Seeing his first action as a Vol, sophomore defensive end **Byron Young** tied for the team lead in tackles (6) with senior defensive lineman **Aubrey Solomon**. UT limited the Golden Eagles to 179 total yards, including only 35 on the ground. Tennessee got out to a 14-0 lead in the opening stanza, getting a short field on both scoring drives, thanks to a nifty, 25-yard punt return from Jones Jr. and later a 16-yard return by McCollough on his first career interception. Hooker and company needed only 25 seconds to generate points after starting at the TTU 33 on their second possession of the afternoon. On the second play of the drive, he found Payton in the corner of the end zone for a 29-yard touchdown pass.

Tennessee Tech	0	0	0	0	-	0
Tennessee	14	14	21	7	-	56

1st	10:50	UT	JaVonta Payton 29 yd pass from Hendon Hooker (Chase McGrath kick)
	04:47	UT	Jaylen Wright 1 yd run (Chase McGrath kick)
2nd	12:13	UT	Velus Jones Jr. 45 yd pass from Hendon Hooker (Chase McGrath kick)
	00:49	UT	Jacob Warren 1 yd pass from Hendon Hooker (Chase McGrath kick)
3rd	08:47	UT	Hendon Hooker 1 yd run (Chase McGrath kick)
	08:37	UT	Solon Page III 31 yd interception (Chase McGrath kick)
	03:38	UT	Tiyon Evans 1 yd run (Chase McGrath kick)
4th	07:35	UT	Harrison Bailey 2 yd run (JT Carver kick)

Team Stats

	TTU	UT
FIRST DOWNS	10	24
Rushing	4	10
Passing	5	10
Penalty	1	4
NET YARDS RUSHING	35	202
Rushing Attempts	28	47
Average Per Rush	1.3	4.3
Rushing Touchdowns	0	4
Rushing Yards Gained	70	208
Rushing Yards Lost	35	6
NET YARDS PASSING	144	215
Completions-Attempts-Interceptions	17-36-4	20-32-0
Average Per Attempt	4.0	6.7
Average Per Completion	8.5	10.8
Passing Touchdowns	0	3
TOTAL OFFENSE YARDS	179	417
Total Offensive Plays	64	79
Average Gain Per Play	2.8	5.3
Fumbles: Number-Lost	0-0	2-1
Penalties: Number-Yards	10-107	3-35
PUNTS-YARDS	8-309	4-154
Average Yards Per Punt	38.6	38.5
Net Yards Per Punt	34.6	38.8
Inside 20	3	1
50+ Yards	0	1
Touchbacks	0	0
Fair Catch	2	2
KICKOFFS-YARDS	1-56	9-532
Average Yards Per Kickoff	56.0	59.1
Net Yards Per Kickoff	43.0	40.7
Touchbacks	0	2
Fair Catch Yards	0	86
Punt returns: Number-Yards-TD	1-(-1)-0	4-32-0
Average Per Return	-1.0	8.0
Kickoff returns: Number-Yards-TD	2-30-0	1-23-0
Average Per Return	15.0	23.0
Interceptions: Number-Yards-TD	0-0-0	4-80-1
Fumble Returns: Number-Yards-TD	1-35-0	0-0-0
Miscellaneous Yards	0	0
Possession Time	34:26	25:34
Third-Down Conversions	4 of 17	4 of 13
Fourth-Down Conversions	0 of 1	4 of 5
Red-Zone Scores-Chances	0-0	5-5
Touchdowns	0-0	5-5
Field goals	0-0	0-5
Sacks By: Number-Yards	1-2	4-32
PAT	0-0	8-8
Field Goals	0-1	0-0
Points off turnovers	0	28



GAME RECAPS

GAME 4

Tennessee #11/11 Florida

14 Sept. 25, 2021
38 Ben Hill Griffin Stadium
Gainesville, Fla.
Attendance: 88,478
Time: 7:12 p.m. ET • Duration: 3:13

Tennessee

RUSHING	Att.	Gain	Loss	Net	TD	Long	Avg.
Jabari Small	11	60	1	59	0	16	5.4
Tiyon Evans	11	52	2	50	0	12	4.5
Hendon Hooker	13	35	12	23	0	15	1.8
Jalin Hyatt	1	10	0	10	0	10	10.0
Joe Milton III	1	6	0	6	0	6	6.0

PASSING	Cmp.	Att.	Yds.	TD	Int.	Long	Sacks
Hendon Hooker	13	23	221	2	0	75	3
Joe Milton III	2	8	54	0	0	37	0

RECEIVING	No.	Yds.	TD	Long
JaVonta Payton	2	82	1	75
Tiyon Evans	3	71	1	47
Velus Jones Jr.	3	64	0	37
Jacob Warren	2	23	0	15
Jabari Small	1	22	0	22
Cedric Tillman	3	10	0	5
Jimmy Calloway	1	3	0	3

PUNTING	No.	Yds.	Avg.	Long	I20	TB	50+
Paxton Brooks	6	259	43.2	61	1	1	1

FIELD GOALS	Att.	Made	Long	Kicks
Chase McGrath	1	0	n/a	47WR

Key: G=Good, WL=Wide Left, WR=Wide Right, S=Short, B=Blocked

ALL RETURNS	Punts			Kickoffs			Interceptions		
	No.	Yds.	Lg.	No.	Yds.	Lg.	No.	Yds.	Lg.
Velus Jones Jr.	0	0	0	4	82	22	0	0	0

Florida

RUSHING	Att.	Gain	Loss	Net	TD	Long	Avg.
Emory Jones	15	147	3	144	0	49	9.6
Dameon Pierce	8	62	0	62	0	14	7.8
Malik Davis	10	45	0	45	1	10	4.5
Nay'Quan Wright	7	36	4	32	1	23	4.6

PASSING	Cmp.	Att.	Yds.	TD	Int.	Long	Sacks
Emory Jones	21	27	209	2	0	33	1
Trent Whittemore	1	1	13	1	0	13	0

RECEIVING	No.	Yds.	TD	Long
Justin Shorter	3	54	0	33
Rick Wells	4	39	1	13
Xzavier Henderson	3	36	0	20
Jacob Copeland	3	32	0	17
Kemore Gamble	3	29	1	13
Malik Davis	2	14	1	10
Nay'Quan Wright	1	13	0	13
Trent Whittemore	1	3	0	3
Dameon Pierce	2	2	0	6

PUNTING	No.	Yds.	Avg.	Long	I20	TB	50+
Jeremy Crawshaw	3	137	45.7	58	2	1	1

FIELD GOALS	Att.	Made	Long	Kicks
Jace Christmann	1	1	47	47G

Key: G=Good, WL=Wide Left, WR=Wide Right, S=Short, B=Blocked

ALL RETURNS	Punts			Kickoffs			Interceptions		
	No.	Yds.	Lg.	No.	Yds.	Lg.	No.	Yds.	Lg.
Xzavier Henderson	1	5	5	0	0	0	0	0	0
Malik Davis	0	0	0	2	42	22	0	0	0

Vols Fall To No. 11 Florida in SEC Opener, 38-14

Trailing by only three at halftime, Tennessee was outscored 21-0 in the second half, falling to No. 11 Florida, 38-14, in its SEC opener at Ben Hill Griffin Stadium on Saturday evening. Quarterback **Hendon Hooker** earned his second straight start and completed 13-of-23 passes for 221 yards and two touchdowns, while a balanced rushing attack of **Jabari Small**, **Tiyon Evans** and Hooker combined for 148 yards on the ground. The Vols never turned the ball over and forced their first fumble of the season late in the second quarter, but it was not enough to overcome the Florida offensive attack. After conceding a touchdown on the Gators' first drive, Hooker and Small ripped off back-to-back rushes of 15 and 16 yards, respectively, before Hooker connected with Evans on a slip screen for a 47-yard score with 7:05 left in the first quarter. The Vol defense held the Gators to a field goal after the Florida offense drove into the red zone. Tennessee's defense then forced a 3-and-out giving the Vols the ball at the 11. Four plays later, UT finally connected on the elusive deep pass as Hooker found senior **JaVonta Payton** on a go-route on the left side for a 75-yard touchdown to go ahead 14-10 early in the second quarter. **Alontae Taylor** provided a key forced fumble in the second quarter that was recovered in the red zone by **Aaron Beasley**. The Gators would outscore the Vols 28-0 the rest of the way. **Trevon Flowers** led all tacklers with a career-best 15 on the night. Flowers' 15 tackles were the most in a game for Tennessee since Daniel Bituli had 19 in a 17-13 win over Kentucky on Nov. 9, 2019.

Tennessee	7	7	0	0	-	14
#11 Florida	10	7	14	7	-	38

1st	09:20	UF	Malik Davis 4 yd pass from Emory Jones (Jace Christmann kick)
1st	07:05	UT	Tiyon Evans 47 yd pass from Hendon Hooker (Chase McGrath kick)
1st	01:07	UF	Jace Christmann 47 yd field goal
2nd	11:31	UT	JaVonta Payton 75 yd pass from Hendon Hooker (Chase McGrath kick)
2nd	04:15	UF	Nay'Quan Wright 23 yd run (Jace Christmann kick)
3rd	12:21	UF	Kemore Gamble 13 yd pass from Trent Whittemore (Jace Christmann kick)
3rd	02:04	UF	Rick Wells 9 yd pass from Emory Jones (Jace Christmann kick)
4th	01:39	UF	Malik Davis 9 yd run (Jace Christmann kick)

Team Stats

	UT	UF
FIRST DOWNS	20	25
Rushing	10	11
Passing	9	13
Penalty	1	1
NET YARDS RUSHING	148	283
Rushing Attempts	37	40
Average Per Rush	4.0	7.1
Rushing Touchdowns	0	2
Rushing Yards Gained	163	290
Rushing Yards Lost	15	7
NET YARDS PASSING	275	222
Completions-Attempts-Interceptions	15-31-0	22-28-0
Average Per Attempt	8.9	7.9
Average Per Completion	18.3	10.1
Passing Touchdowns	2	3
TOTAL OFFENSE YARDS	423	505
Total Offensive Plays	68	68
Average Gain Per Play	6.2	7.4
Fumbles: Number-Lost	1-0	1-1
Penalties: Number-Yards	10-85	6-45
PUNTS-YARDS	6-259	3-137
Average Yards Per Punt	43.2	45.7
Net Yards Per Punt	39.0	39.0
Inside 20	1	2
50+ Yards	1	1
Touchbacks	1	1
Fair Catch	3	1
KICKOFFS-YARDS	3-190	7-439
Average Yards Per Kickoff	63.3	62.7
Net Yards Per Kickoff	41.0	41.1
Touchbacks	1	1
Fair Catch Yards	0	44
Punt returns: Number-Yards-TD	0-0-0	1-5-0
Average Per Return	0	5.0
Kickoff returns: Number-Yards-TD	4-82-0	2-42-0
Average Per Return	20.5	21.0
Interceptions: Number-Yards-TD	0-0-0	0-0-0
Fumble Returns: Number-Yards-TD	0-0-0	0-0-0
Miscellaneous Yards	0	0
Possession Time	24:31	35:29
Third-Down Conversions	5 of 13	9 of 14
Fourth-Down Conversions	1 of 2	0 of 1
Red-Zone Scores-Chances	0-1	5-5
Touchdowns	0-1	4-5
Field goals	0-1	1-5
Sacks By: Number-Yards	1-2	3-11
PAT	2-2	5-5
Field Goals	0-1	1-1
Points off turnovers	0	28



GAME RECAPS

GAME 5

Tennessee Missouri

62 Oct. 2, 2021
24 Memorial Stadium
 Columbia, Mo.
 Attendance: 45,655
 Time: 11:03 a.m. ET • Duration: 3:33

Tennessee

RUSHING	Att.	Gain	Loss	Net	TD	Long	Avg.
Tiyon Evans	15	157	1	156	3	92	10.4
Hendon Hooker	15	82	2	80	1	19	5.3
Len'Neth Whitehead	9	76	0	76	0	33	8.4
Marcus Pierce Jr.	11	45	0	45	1	27	4.1
Joe Milton III	2	39	0	39	0	32	19.5
Jabari Small	3	38	0	38	0	21	12.7
Jaylen Wright	4	24	0	24	0	9	6.0

PASSING	Cmp.	Att.	Yds.	TD	Int.	Long	Sacks
Hendon Hooker	15	19	225	3	0	35	1

RECEIVING	No.	Yds.	TD	Long
Velus Jones Jr.	7	79	1	35
Cedric Tillman	4	73	1	29
JaVonta Payton	1	35	1	35
Princeton Fant	1	15	0	15
Jacob Warren	1	13	0	13
Len'Neth Whitehead	1	10	0	10

FIELD GOALS	Att.	Made	Long	Kicks
Chase McGrath	2	2	27	25G, 27G

Key: G=Good, WL=Wide Left, WR=Wide Right, S=Short, B=Blocked

ALL RETURNS	Punts			Kickoffs			Interceptions		
	No.	Yds.	Lg.	No.	Yds.	Lg.	No.	Yds.	Lg.
Velus Jones Jr.	2	16	15	1	21	21	0	0	0
Jaylen McCollough	0	0	0	0	0	0	1	29	29
Jeremy Banks	0	0	0	0	0	0	1	32	32

Missouri

RUSHING	Att.	Gain	Loss	Net	TD	Long	Avg.
Tyler Badie	21	64	23	41	1	15	2.0
Elijah Young	3	16	0	16	0	7	5.3
BJ Harris	1	15	0	15	0	15	15.0
D'ionte Smith	2	4	0	4	1	4	2.0
Dawson Downing	1	3	0	3	0	3	3.0
Chance Luper	1	2	0	2	0	2	2.0
Connor Bazalak	1	0	7	-7	0	0	-7.0

PASSING	Cmp.	Att.	Yds.	TD	Int.	Long	Sacks
Connor Bazalak	27	44	322	0	2	56	1

RECEIVING	No.	Yds.	TD	Long
Keke Chism	4	76	0	56
Tauskie Dove	4	68	0	38
D'ionte Smith	1	32	0	32
Tyler Badie	3	27	0	17
Dominic Lovett	3	26	0	11
Daniel Parker	2	26	0	17
Chance Luper	4	24	0	15
Messiah Swinson	2	21	0	11
JJ Hester	1	14	0	14
Barrett Banister	1	6	0	6
Elijah Young	1	2	0	2
BJ Harris	1	0	0	0

PUNTING	No.	Yds.	Avg.	Long	I20	TB	50+
Grant McKinniss	2	85	42.5	48	1	0	0

FIELD GOALS	Att.	Made	Long	Kicks
Harrison Mevis	1	1	43	43G

Key: G=Good, WL=Wide Left, WR=Wide Right, S=Short, B=Blocked

ALL RETURNS	Punts			Kickoffs			Interceptions		
	No.	Yds.	Lg.	No.	Yds.	Lg.	No.	Yds.	Lg.
Elijah Young	0	0	0	1	3	3	0	0	0
Kris Abrams-Draine	0	0	0	3	138	100	0	0	0

Historic Offensive Showing Lifts Vols Past Tigers, 62-24

A 683-yard offensive eruption and a dominating first half lifted Tennessee past Missouri on the road by a score of 62-24, as head coach **Josh Heupel** recorded his first career SEC victory. He did it against the school he previously served as offensive coordinator at. The Vols rushed for five touchdowns and 458 yards, representing the most rushing yards in a game for UT since a school-record 513 yards vs. Washington & Lee on Nov. 10, 1951. Tennessee scored on its first nine drives, including all seven drives in the first half. The Vols also did not punt in a game for the first time since Sept. 2009. **Tiyon Evans** led the ground attack with 156 yards and three scores in the first quarter. Evans broke off a 92-yard run -- the third-longest in program history -- that gave the Vols a 21-3 lead. He scored again just two minutes later, taking advantage of a **Jeremy Banks** 31-yard interception return to the 1-yard line. **Hendon Hooker** had complete command of the offense, finishing with 305 total yards of offense and four touchdowns with no picks. The Vols' 28 first-quarter points were their most in the first quarter of a game since scoring 35 vs. Arkansas on Nov. 11, 2000. UT put 45 points on the board in the first half, marking the highest scoring output in a half since tabbing 49 in the first half of a 70-3 victory over Louisiana-Monroe on Sept. 23, 2000. Defensively, the Vols limited one of the SEC's top rushing attacks to just 74 yards and 2.5 yards per carry. **Aaron Beasley** recorded a career-high eight tackles and 1.5 tackles for loss. **Jaylen McCollough** registered his second interception in three games.

Tennessee	28	17	10	7	-	62
Missouri	3	7	7	7	-	24

1st	12:28	UT	JaVonta Payton 35 yd pass from Hendon Hooker (Chase McGrath kick)
1st	07:13	MIZ	Harrison Mevis 43 yd field goal
1st	05:21	UT	Tiyon Evans 8 yd run (Chase McGrath kick)
1st	03:13	UT	Tiyon Evans 92 yd run (Chase McGrath kick)
1st	01:31	UT	Tiyon Evans 1 yd run (Chase McGrath kick)
2nd	11:38	MIZ	Tyler Badie 6 yd run (Mevis,Harrison kick)
2nd	10:01	UT	Velus Jones Jr. 35 yd pass from Hendon Hooker (Chase McGrath kick)
2nd	04:49	UT	Hendon Hooker 1 yd run (Chase McGrath kick)
2nd	00:19	UT	Chase McGrath 25 yd field goal
3rd	11:44	UT	Chase McGrath 27 yd field goal
3rd	11:32	MIZ	Kris Abrams-Draine 100 yd kickoff return (Mevis,Harrison kick)
3rd	07:25	UT	Cedric Tillman 24 yd pass from Hendon Hooker (Chase McGrath kick)
4th	05:47	MIZ	D'ionte Smith 4 yd run (Mevis,Harrison kick)
4th	01:46	UT	Marcus Pierce Jr. 27 yd run (Chase McGrath kick)

Team Stats

	UT	MIZ
FIRST DOWNS	35	21
Rushing	22	7
Passing	10	14
Penalty	3	0
NET YARDS RUSHING	458	74
Rushing Attempts	59	30
Average Per Rush	7.8	2.5
Rushing Touchdowns	5	2
Rushing Yards Gained	461	104
Rushing Yards Lost	3	30
NET YARDS PASSING	225	322
Completions-Attempts-Interceptions	15-19-0	27-44-2
Average Per Attempt	11.8	7.3
Average Per Completion	15.0	11.9
Passing Touchdowns	3	0
TOTAL OFFENSE YARDS	683	396
Total Offensive Plays	78	74
Average Gain Per Play	8.8	5.4
Fumbles: Number-Lost	0-0	0-0
Penalties: Number-Yards	2-20	9-97
PUNTS-YARDS	0-0	4-176
Average Yards Per Punt	0.0	44.0
Net Yards Per Punt	0.0	40.0
Inside 20	0	2
50+ Yards	0	0
Touchbacks	0	0
Fair Catch	0	1
KICKOFFS-YARDS	11-666	5-334
Average Yards Per Kickoff	60.5	66.8
Net Yards Per Kickoff	35.2	42.6
Touchbacks	5	4
Fair Catch Yards	21	0
Punt returns: Number-Yards-TD	2-16-0	0-0-0
Average Per Return	8.0	0.0
Kickoff returns: Number-Yards-TD	1-21-0	4-141-1
Average Per Return	21.0	35.2
Interceptions: Number-Yards-TD	2-61-0	0-0-0
Fumble Returns: Number-Yards-TD	0-0-0	0-0-0
Miscellaneous Yards	0	0
Possession Time	30:58	29:02
Third-Down Conversions	6 of 10	7 of 16
Fourth-Down Conversions	1 of 2	2 of 3
Red-Zone Scores-Chances	6-7	2-2
Touchdowns	4-7	2-2
Field goals	2-7	0-2
Sacks By: Number-Yards	1-7	1-2
PAT	8-8	3-3
Field Goals	2-2	1-1
Points off turnovers	7	0



GAME RECAPS

GAME 6

South Carolina 20 Tennessee 45

Oct. 9, 2021
Neyland Stadium
Knoxville, Tenn.
Attendance: 89,437
Time: 12:01 p.m. ET • Duration: 3:28

Tennessee

RUSHING	Att.	Gain	Loss	Net	TD	Long	Avg.
Tiyon Evans	16	119	0	119	1	45	7.4
Hendon Hooker	20	91	25	66	1	21	3.3
Len'Neth Whitehead	10	41	0	41	1	12	4.1
Velus Jones Jr.	1	15	0	15	0	15	15.0
Marcus Pierce Jr.	2	6	0	6	0	5	3.0

PASSING	Cmp.	Att.	Yds.	TD	Int.	Long	Sacks
Hendon Hooker	17	23	225	3	0	39	6

RECEIVING	No.	Yds.	TD	Long
Velus Jones Jr.	6	103	1	31
Cedric Tillman	6	59	0	20
JaVonta Payton	1	39	1	39
Jalin Hyatt	3	21	1	11
Princeton Fant	1	3	0	3

PUNTING	No.	Yds.	Avg.	Long	I20	TB	50+
Paxton Brooks	5	220	44	60	1	1	2

FIELD GOALS	Att.	Made	Long	Kicks
Chase McGrath	1	1	25	25G

Key: G=Good, WL=Wide Left, WR=Wide Right, S=Short, B=Blocked

ALL RETURNS	Punts			Kickoffs			Interceptions		
	No.	Yds.	Lg.	No.	Yds.	Lg.	No.	Yds.	Lg.
Velus Jones Jr.	2	33	19	0	0	0	0	0	0
Miles Campbell	0	0	0	1	18	18	0	0	0
Jaylen McCollough	0	0	0	0	0	0	1	0	0

South Carolina

RUSHING	Att.	Gain	Loss	Net	TD	Long	Avg.
Kevin Harris	16	64	3	61	2	13	3.8
Juju McDowell	8	47	6	41	0	22	5.1
Luke Doty	9	52	23	29	0	23	3.2
MarShawn Lloyd	6	26	2	24	0	10	4.0
Dakereon Joyner	1	0	1	-1	0	0	-1.0
TEAM	1	0	1	-1	0	0	-1.0

PASSING	Cmp.	Att.	Yds.	TD	Int.	Long	Sacks
Luke Doty	19	31	167	0	0	24	4
Kai Kroeger	1	1	44	1	0	44	0
Josh Vann	1	1	6	0	0	6	0
Jordan Burch	0	1	0	0	1	0	0

RECEIVING	No.	Yds.	TD	Long
Payton Mangrum	1	44	1	44
Jaheim Bell	4	43	0	24
Dakereon Joyner	4	40	0	24
Jalen Brooks	3	26	0	12
Nick Muse	2	24	0	16
Josh Vann	3	12	0	12
Kevin Harris	2	12	0	7
Traevon Kenion	1	11	0	11
Juju McDowell	1	5	0	5

PUNTING	No.	Yds.	Avg.	Long	I20	TB	50+
Kai Kroeger	5	228	45.6	51	1	0	2

ALL RETURNS	Punts			Kickoffs			Interceptions		
	No.	Yds.	Lg.	No.	Yds.	Lg.	No.	Yds.	Lg.
Juju McDowell	0	0	0	3	81	39	0	0	0

Vols Strike Early, Cruise Past Gamecocks, 45-20

Tennessee struck for 28 points in the first quarter for the second straight game, riding a strong offensive attack to a 45-20 triumph over South Carolina Saturday afternoon at Neyland Stadium. It marked the first time in school history that UT put up back-to-back 28-point first quarters. The Vols scored points on six of their seven first-half drives to build a 38-7 lead at break. The Big Orange finished with 472 yards of total offense, 247 on the ground and 225 via the air. The Vols committed only two penalties on the afternoon and had no turnovers for the third straight game. Redshirt senior **Hendon Hooker** accounted for four touchdowns, all in the first half. He completed 17-of-23 passes for 225 yards and three scores, with 217 yards and all three TDs coming in the first 30 minutes. He connected with sophomore **Jalin Hyatt**, senior **JaVonta Payton** and redshirt senior **Velus Jones Jr.** for touchdowns. Jones Jr. led Tennessee with six receptions for 103 yards. Defensively, redshirt sophomore cornerback **Brandon Turnage** had a career-high 14 stops, including eight in the first half, in his first collegiate start filling in for an injured **Theo Jackson**. Senior safety **Trevon Flowers** and junior linebacker **Aaron Beasley** registered nine tackles apiece. Junior safety **Jaylen McCollough** registered his second interception in as many games.

South Carolina	0	7	7	6	-	20
Tennessee	28	10	0	7	-	45

1st	09:18	UT	Jalin Hyatt 3 yd pass from Hendon Hooker (Chase McGrath kick)
1st	06:46	UT	JaVonta Payton 39 yd pass from Hendon Hooker (Chase McGrath kick)
1st	00:58	UT	Hendon Hooker 11 yd run (Chase McGrath kick)
1st	00:12	UT	Velus Jones Jr. 21 yd pass from Hendon Hooker (Chase McGrath kick)
2nd	05:40	UT	Tiyon Evans 45 yd run (Chase McGrath kick)
2nd	02:04	SC	Kevin Harris 6 yd run (Parker White kick)
2nd	00:00	UT	Chase McGrath 25 yd field goal
3rd	07:15	SC	Payton Mangrum 44 yd pass from Kai Kroeger (Parker White kick)
4th	12:19	SC	Kevin Harris 1 yd run
4th	04:45	UT	Len'Neth Whitehead 2 yd run (Chase McGrath kick)

Team Stats

	SC	UT
FIRST DOWNS	22	24
Rushing	10	15
Passing	10	8
Penalty	2	1
NET YARDS RUSHING	153	247
Rushing Attempts	41	49
Average Per Rush	3.7	5.0
Rushing Touchdowns	2	3
Rushing Yards Gained	189	272
Rushing Yards Lost	36	25
NET YARDS PASSING	217	225
Completions-Attempts-Interceptions	21-34-1	17-23-0
Average Per Attempt	6.4	9.8
Average Per Completion	10.3	13.2
Passing Touchdowns	1	3
TOTAL OFFENSE YARDS	370	472
Total Offensive Plays	75	72
Average Gain Per Play	4.9	6.6
Fumbles: Number-Lost	2-1	0-0
Penalties: Number-Yards	5-35	2-30
PUNTS-YARDS	5-228	5-220
Average Yards Per Punt	45.6	44.0
Net Yards Per Punt	39	40
Inside 20	1	1
50+ Yards	2	2
Touchbacks	0	1
Fair Catch	2	3
KICKOFFS-YARDS	4-245	7-426
Average Yards Per Kickoff	61.2	60.9
Net Yards Per Kickoff	39.2	39.7
Touchbacks	1	3
Fair Catch Yards	45	2
Punt returns: Number-Yards-TD	0-0-0	2-33-0
Average Per Return	0.0	16.5
Kickoff returns: Number-Yards-TD	3-81-0	1-18-0
Average Per Return	27.0	18.0
Interceptions: Number-Yards-TD	0-0-0	1-0-0
Fumble Returns: Number-Yards-TD	0-0-0	0-0-0
Miscellaneous Yards	0	0
Possession Time	33:55	26:05
Third-Down Conversions	7 of 16	12 of 17
Fourth-Down Conversions	2 of 4	0 of 0
Red-Zone Scores-Chances	2-4	4-4
Touchdowns	2-4	3-4
Field goals	0-4	1-4
Sacks By: Number-Yards	6-25	4-23
PAT	2-2	6-6
Field Goals	0-0	1-1
Points off turnovers	0	14



GAME RECAPS

GAME 7

#13/14 Ole Miss Tennessee

31 Oct. 16, 2021
26 Neyland Stadium
 Knoxville, Tenn.
 Attendance: 102,455
 Time: 7:39 p.m. ET • Duration: 4:33

Tennessee

RUSHING	Att.	Gain	Loss	Net	TD	Long	Avg.
Hendon Hooker	23	137	29	108	1	21	4.7
Jabari Small	21	96	4	92	1	26	4.4
Joe Milton III	1	13	0	13	0	13	13.0
Len'Neth Whitehead	2	7	0	7	0	7	3.5
Marcus Pierce Jr.	3	3	1	2	0	2	0.7

PASSING	Cmp.	Att.	Yds.	TD	Int.	Long	Sacks
Hendon Hooker	17	26	233	1	0	30	5
Joe Milton III	1	2	12	0	0	12	0
TEAM	0	1	0	0	0	0	0

RECEIVING	No.	Yds.	TD	Long
Velus Jones Jr.	6	93	0	30
Cedric Tillman	7	84	1	26
Jacob Warren	1	23	0	23
Jalin Hyatt	1	18	0	18
JaVonta Payton	1	12	0	12
Walker Merrill	1	12	0	12
Jabari Small	1	3	0	3

PUNTING	No.	Yds.	Avg.	Long	I20	TB	50+
Paxton Brooks	6	261	43.5	52	5	0	2

FIELD GOALS	Att.	Made	Long	Kicks
Chase McGrath	1	2	39	39G, 49WR

Key: G=Good, WL=Wide Left, WR=Wide Right, S=Short, B=Blocked

ALL RETURNS	Punts			Kickoffs			Interceptions		
	No.	Yds.	Lg.	No.	Yds.	Lg.	No.	Yds.	Lg.
Velus Jones Jr.	2	40	40	3	59	23	0	0	0
Jimmy Holiday	0	0	0	1	27	27	0	0	0
Trevon Flowers	0	0	0	0	0	0	1	0	0

Ole Miss

RUSHING	Att.	Gain	Loss	Net	TD	Long	Avg.
Matt Corral	30	222	27	195	0	32	6.5
Henry Parrish Jr.	10	45	4	41	0	10	4.1
Snoop Conner	15	29	5	24	2	7	1.6
Jerrion Ealy	7	23	4	19	0	7	2.7

PASSING	Cmp.	Att.	Yds.	TD	Int.	Long	Sacks
Matt Corral	21	38	231	2	1	50	5
Luke Altmyer	0	1	0	0	0	0	0

RECEIVING	No.	Yds.	TD	Long
Dontario Drummond	2	66	1	50
Dannis Jackson	2	42	1	33
Casey Kelly	3	31	0	12
Snoop Conner	3	25	0	12
Jahcour Pearson	2	20	0	19
Henry Parrish Jr.	5	19	0	9
Braylon Sanders	1	17	0	17
Jerrion Ealy	2	11	0	7
John Rhys Plumlee	1	0	0	0

PUNTING	No.	Yds.	Avg.	Long	I20	TB	50+
Mac Brown	4	179	44.8	53	3	0	2

FIELD GOALS	Att.	Made	Long	Kicks
Caden Costa	1	2	30	30G, 44WR

Key: G=Good, WL=Wide Left, WR=Wide Right, S=Short, B=Blocked

ALL RETURNS	Punts			Kickoffs			Interceptions		
	No.	Yds.	Lg.	No.	Yds.	Lg.	No.	Yds.	Lg.
Dontario Drummond	1	-2	0	0	0	0	0	0	0
Dannis Jackson	0	0	0	3	57	22	0	0	0

No. 13/14 Ole Miss Survives Vols' Upset Bid, 31-26

Tennessee pushed No. 13/14 Ole Miss to the brink, coming up just short on a last-gasp drive and falling, 31-26, in front of a sellout #CheckerNeyland crowd of 102,455 at Neyland Stadium. It was the program's first sellout since the Georgia game in 2017 as former head coach Lane Kiffin returned. The Vols nearly completed a comeback set up by a 40-yard punt return from **Velus Jones Jr.** UT had two shots at a touchdown in the final 11 seconds, but a pass into the end zone fell incomplete, and redshirt junior reserve quarterback **Joe Milton** ran out of bounds at the eight as time expired. Milton had come on in the closing seconds after redshirt senior starter **Hendon Hooker** was injured on a first-down carry. Defensively, the Vols managed to limit scoring by an offense that came into the game averaging 46.2 points per game. After allowing 24 points in the first half, UT limited the Rebels to a single touchdown over the final 30 minutes, representing the fewest points scored by Ole Miss in a second half in the Kiffin era. The Rebels built a 24-9 advantage in the second quarter. The Vols tallied their first defensive safety since 2015 when **Omari Thomas** sacked Ole Miss quarterback Matt Corral that put UT on the board. The Vols scored 10 unanswered to make it 24-19, and then cut it again to one possession when Hooker finished off a 9-play, 88-yard drive on 5-yard touchdown run with 13:41 to go in the fourth quarter. Corral had not thrown an interception all season until **Trevon Flowers** did so on a deflected pass midway through the fourth stanza. **Jeremy Banks** led all tacklers with a career-best 15, including two for loss. **Matthew Butler** added a career-best two sacks, and the Vols registered 10 tackles for loss as a team for the second straight game. Play was delayed for 18 minutes in the final minute with debris on the field.

#13/14 Ole Miss	10	14	7	0	-	31
Tennessee	9	3	7	7	-	26

1st	09:50	OM	Snoop Conner 1 yd run (Caden Costa kick)
1st	04:35	UT	Omari Thomas 0 yd safety
1st	03:51	UT	Cedric Tillman 16 yd pass from Hendon Hooker (Chase McGrath kick)
1st	00:44	OM	Caden Costa 30 yd field goal
2nd	11:27	OM	Dannis Jackson 33 yd pass from Matt Corral (Caden Costa kick)
2nd	05:30	OM	Snoop Conner 1 yd run (Caden Costa kick)
2nd	00:00	UT	Chase McGrath 39 yd field goal
3rd	12:38	UT	Jabari Small 1 yd run (Chase McGrath kick)
3rd	02:04	OM	Dontario Drummond 16 yd pass from Matt Corral (Caden Costa kick)
4th	13:41	UT	Hendon Hooker 5 yd run (Chase McGrath kick)

Team Stats

	OM	UT
FIRST DOWNS	29	29
Rushing	17	16
Passing	11	11
Penalty	1	2
NET YARDS RUSHING	279	22
Rushing Attempts	62	50
Average Per Rush	4.5	4.4
Rushing Touchdowns	2	2
Rushing Yards Gained	319	256
Rushing Yards Lost	40	34
NET YARDS PASSING	231	245
Completions-Attempts-Interceptions	21-39-1	18-29-0
Average Per Attempt	5.9	8.4
Average Per Completion	11.0	13.6
Passing Touchdowns	2	1
TOTAL OFFENSE YARDS	510	467
Total Offensive Plays	101	79
Average Gain Per Play	5.0	5.9
Fumbles: Number-Lost	2-0	2-1
Penalties: Number-Yards	10-75	6-48
PUNTS-YARDS	4-179	6-261
Average Yards Per Punt	44.8	43.5
Net Yards Per Punt	34.8	43.8
Inside 20	3	5
50+ Yards	2	2
Touchbacks	0	0
Fair Catch	1	3
KICKOFFS-YARDS	7-432	4-218
Average Yards Per Kickoff	61.7	54.5
Net Yards Per Kickoff	39.1	39.5
Touchbacks	2	0
Fair Catch Yards	22	3
Punt returns: Number-Yards-TD	1-(-2)-0	2-40-0
Average Per Return	-2.0	20.0
Kickoff returns: Number-Yards-TD	3-57-0	4-86-0
Average Per Return	19.0	21.5
Interceptions: Number-Yards-TD	0-0-0	1-0-0
Fumble Returns: Number-Yards-TD	1-0-0	0-0-0
Miscellaneous Yards	0	0
Possession Time	34:09	25:51
Third-Down Conversions	11 of 21	9 of 17
Fourth-Down Conversions	2 of 3	0 of 1
Red-Zone Scores-Chances	4-4	3-3
Touchdowns	3-4	3-3
Field goals	1-4	0-3
Sacks By: Number-Yards	5-28	5-19
PAT	4-4	3-3
Field Goals	1-2	1-2
Points off turnovers	0	0



GAME RECAPS

GAME 8

Tennessee #4/4 Alabama

24 Oct. 23, 2021
52 Bryant-Denny Stadium
 Tuscaloosa, Ala.
 Attendance: 100,077
 Time: 6:05 p.m. CT • Duration: 3:33

Tennessee

RUSHING	Att.	Gain	Loss	Net	TD	Long	Avg.
Tiyon Evans	7	30	0	30	0	7	4.3
Hendon Hooker	13	37	10	27	0	12	2.1
Jabari Small	7	12	4	8	0	6	1.1

PASSING	Cmp.	Att.	Yds.	TD	Int.	Long	Sacks
Hendon Hooker	19	28	282	3	1	70	3

RECEIVING	No.	Yds.	TD	Long
Cedric Tillman	7	152	1	70
JaVonta Payton	2	59	1	57
Jabari Small	4	39	0	16
Velus Jones Jr.	3	18	1	8
Jalin Hyatt	3	14	0	5

PUNTING	No.	Yds.	Avg.	Long	I20	TB	50+
Paxton Brooks	7	310	44.3	54	2	0	2

FIELD GOALS	Att.	Made	Long	Kicks
Chase McGrath	1	1	32	32G

Key: G=Good, WL=Wide Left, WR=Wide Right, S=Short, B=Blocked

ALL RETURNS	Punts			Kickoffs			Interceptions		
	No.	Yds.	Lg.	No.	Yds.	Lg.	No.	Yds.	Lg.
Trevon Flowers	1	6	6	0	0	0	0	0	0
De'Shawn Rucker	1	12	12	0	0	0	0	0	0

Alabama

RUSHING	Att.	Gain	Loss	Net	TD	Long	Avg.
Brian Robinson Jr.	26	109	2	107	3	15	4.1
Bryce Young	10	56	14	42	2	16	4.2
Roydell Williams	8	29	0	29	0	9	3.6
Trey Sanders	3	19	0	19	0	11	6.3
John Metchie	1	8	0	8	0	8	8.0
TEAM	1	0	2	-2	0	0	-2.0

PASSING	Cmp.	Att.	Yds.	TD	Int.	Long	Sacks
Bryce Young	31	43	371	2	0	65	2

RECEIVING	No.	Yds.	TD	Long
Jameson Williams	6	123	0	65
John Metchie	11	121	2	28
Cameron Latu	3	55	0	27
Trasheson Holden	2	34	0	26
Brian Robinson Jr.	4	16	0	17
Slade Bolden	3	16	0	7
Jahleel Billingsley	1	8	0	8
Roydell Williams	1	-2	0	0

PUNTING	No.	Yds.	Avg.	Long	I20	TB	50+
James Burnip	2	85	42.5	46	0	0	0
TEAM	1	0	0	0	0	0	0

FIELD GOALS	Att.	Made	Long	Kicks
Will Reichard	2	1	45	54S, 45G

Key: G=Good, WL=Wide Left, WR=Wide Right, S=Short, B=Blocked

ALL RETURNS	Punts			Kickoffs			Interceptions		
	No.	Yds.	Lg.	No.	Yds.	Lg.	No.	Yds.	Lg.
Slade Bolden	0	0	0	1	10	10	0	0	0
Armour-Davis, Jalyn	0	0	0	0	0	0	1	47	47

Volts Battle Hard, No. 4 Tide Pull Away Late, 52-24

It was a scrappy, back-and-forth battle for three quarters of play, but No. 4 Alabama used a 28-point fourth quarter performance to defeat Tennessee, 52-24, on Saturday night in Bryant-Denny Stadium. **Hendon Hooker** completed 19-of-28 passes for 283 yards and three touchdowns. He hit a pair of deep balls for scores, linking up with **Cedric Tillman** for 70 yards and **JaVonta Payton** for 57 yards. Tillman finished with seven catches for a career-best 152 yards. His score in the fourth quarter made it a one possession game. A normally strong Vol rushing attack was shut down by the eighth-best rushing defense. The Vols were held to 64 yards on the ground, representing the first time this season UT was held under 100-yards rushing. Alabama controlled much of the game, running 92 plays to the Vols' 55. Tennessee took a 14-7 lead after one quarter, but the Tide responded with 14 unanswered. It marked the first time since 2010 that UT led Alabama after the first quarter and the first time since 1995 the Vols scored 14 in the first period vs. the Tide. The Vol defense came out strong in the second half and forced back-to-back three-and-outs. **De'Shawn Rucker** came screaming off the right edge and blocked a punt setting UT up in great position in the third quarter. The Vols settled for a 32-yard **Chase McGrath** field goal, narrowing the deficit to 21-17. Alabama's methodical rushing attack was too persistent for the Tennessee defense, rattling off 21 unanswered for the final score. Defensively, **Jeremy Banks** led all tacklers with 12, while **Matthew Butler** finished with 1.5 tackles for loss. **Kamal Hadden**, making his first career start at cornerback in place of an ill **Warren Burrell**, recorded eight tackles, one tackle for loss and one forced fumble.

Tennessee	14	0	3	7	-	24
#4/4 Alabama	7	14	3	28	-	52

1st	08:05	UA	Brian Robinson Jr. 8 yd run (Will Reichard kick)
1st	06:15	UT	Velus Jones Jr. 8 yd pass from Hendon Hooker (Chase McGrath kick)
1st	00:26	UT	JaVonta Payton 57 yd pass from Hendon Hooker (Chase McGrath kick)
2nd	09:27	UA	Bryce Young 5 yd run (Will Reichard kick)
2nd	02:34	UA	John Metchie 6 yd pass from Bryce Young (Will Reichard kick)
3rd	09:44	UT	Chase McGrath 32 yd field goal
3rd	06:22	UA	Will Reichard 45 yd field goal
4th	14:51	UA	Bryce Young 6 yd run (Will Reichard kick)
4th	14:30	UT	Cedric Tillman 70 yd pass from Hendon Hooker (Chase McGrath kick)
4th	12:42	UA	Brian Robinson Jr. 15 yd run (Will Reichard kick)
4th	08:51	UA	Brian Robinson Jr. 1 yd run (Will Reichard kick)
4th	05:01	UA	John Metchie 19 yd pass from Bryce Young (Will Reichard kick)

Team Stats

	UT	UA
FIRST DOWNS	10	33
Rushing	2	12
Passing	7	18
Penalty	1	3
NET YARDS RUSHING	65	203
Rushing Attempts	27	49
Average Per Rush	2.4	4.1
Rushing Touchdowns	0	5
Rushing Yards Gained	79	221
Rushing Yards Lost	14	18
NET YARDS PASSING	282	371
Completions-Attempts-Interceptions	19-28-1	31-43-0
Average Per Attempt	10.1	8.6
Average Per Completion	14.8	12.0
Passing Touchdowns	3	2
TOTAL OFFENSE YARDS	347	574
Total Offensive Plays	55	92
Average Gain Per Play	6.3	6.2
Fumbles: Number-Lost	0-0	2-1
Penalties: Number-Yards	12-98	4-30
PUNTS-YARDS	7-310	3-85
Average Yards Per Punt	44.3	28.3
Net Yards Per Punt	44.3	22.3
Inside 20	2	0
50+ Yards	2	0
Touchbacks	0	0
Fair Catch	6	1
KICKOFFS-YARDS	5-255	9-577
Average Yards Per Kickoff	51.0	64.1
Net Yards Per Kickoff	39	40
Touchbacks	2	6
Fair Catch Yards	0	67
Punt returns: Number-Yards-TD	2-18-0	0-0-0
Average Per Return	9.0	0.0
Kickoff returns: Number-Yards-TD	0-0-0	1-10-0
Average Per Return	0.0	10.0
Interceptions: Number-Yards-TD	0-0-0	1-47-0
Fumble Returns: Number-Yards-TD	1-0-0	0-0-0
Miscellaneous Yards	0	0
Possession Time	19:34	40:26
Third-Down Conversions	2 of 13	15 of 20
Fourth-Down Conversions	0 of 1	0 of 0
Red-Zone Scores-Chances	2-2	7-7
Touchdowns	1-2	7-7
Field goals	1-2	0-7
Sacks By: Number-Yards	2-14	3-10
PAT	3-3	7-7
Field Goals	1-1	1-2
Points off turnovers	0	7



PLAYER NOTES | LISTED ALPHABETICALLY



JEREMY BANKS
LB • 6-1 • 224 • R-Jr.
Cordova, Tenn.

33

CAREER

- Physical linebacker who is in the midst of a career year
- Played in 32 games and made seven starts in career

2021

- Leads team in tackles (60), TFLs (9.0) and sacks (4.5). His nine TFLs rank fourth in the SEC
- Had a game-high 12 tackles at #4 Alabama (10/23)
- Set a career high with a game-high 15 tackles and tied a career high with two TFLs, including a sack vs. #13 Ole Miss (10/16)
- Had eight tackles and set a new career high in sacks (1.5) in win vs. South Carolina (10/9)
- Tied career high with two TFLs and also had a sack while making four tackles and recording his third-career interception in win at Mizzou (10/2). Returned the pick 32 yards to the 1-yard line that setup a TD on the next play.
- Made eight tackles at #11 Florida (9/25)
- Made eight tackles while setting then career highs in TFLs (2.0) and sacks (1.0) against Pitt (9/11)
- Made his first-career start in season-opening win vs. Bowling Green (9/2), finishing with three tackles and one TFL

NOTABLE

- Majoring in political science
- Played running back as a freshman before switching to linebacker prior to the 2019 season
- Twitter: @33Banks_ | IG: @jbanks.33
- >> Full profile on Media Guide Page 54

CAREER HIGHS

Tackles	15 vs. Ole Miss, 10/16/21
Tackles for Loss	2.0 (3x), last vs. Ole Miss, 10/16/21
Sacks	1.5 vs. South Carolina, 10/9/21
Quarterback Hurries	1 (2x), last vs. Ole Miss, 10/16/21
Interceptions	2 vs. Chattanooga, 9/14/19
Passes Defended	2 vs. Chattanooga, 9/14/19

CAREER STATS

Defense	GP/GS	UT	AT	TT	Sack	TFL	FF	FR	PD	Int	High Tk
2018	11/0	3	0	3	0-0	0-0	0	0	0	0-0	2-CHAR
2019	4/0	1	6	7	0-0	1-3	0	0	2	2-6	3(2x)
2020	9/0	13	15	28	0-0	1-2	0	0	0	0-0	8-UGA
2021	8/7	33	27	60	4.5-25	9-37	0	0	0	1-32	15-OM
Career	32/7	50	48	98	4.5-25	11-42	0	0	2	3-38	15-OM

GAME-BY-GAME

2021 Opp.	U-A-T, Other
*Bowling Green	3-0-3, 1 tfl
Pitt	5-3-8, 2 tfl, 1 s
*Tennessee Tech	0-2-2
*at Florida	2-6-8, 0.5 tfl
*at Missouri	4-0-4, 2 tfl, 1 s, 1 int
*South Carolina	4-4-8, 1.5 s, 1.5 tfl
*Ole Miss	9-6-15, 2 tfl, 1 s, 1 qbh
*at Alabama	6-6-12

2020 Opp.	U-A-T, Other
at South Carolina	5-0-5, 1 tfl
Missouri	1-2-3
at Georgia	4-4-8
Kentucky	0-0-0
at Arkansas	0-2-2, 1 qbh
at Auburn	1-2-3
Florida	0-4-4
at Vanderbilt	2-1-3
Texas A&M	0-0-0

2019 Opp.	U-A-T, Other
Georgia State	1-2-3, 1 tfl
BYU	0-1-1
UTC	0-3-3, 2 int, 2 pd
at Florida	0-0-0

2018 Opp.	Rush-Yds-TD, Lg	Rec-Yds-TD, Lg
vs. West Virginia	5-11-0, 5	1-10-0, 10
ETSU	13-62-2, 15	0-0-0
UTEP	9-45-0, 23	0-0-0
Florida	8-25-1, 9	0-0-0
at Georgia	6-18-0, 10	0-0-0
at Auburn	0-0-0	0-0-0
Alabama	0-0-0	0-0-0
at South Carolina	0-0-0	0-0-0
Charlotte	11-24-0, 9	0-0-0
Missouri	0-0-0	0-0-0
at Vanderbilt	0-0-0	0-0-0

* - denotes started



TYLER BARON
DL/LB • 6-5 • 260 • So.
Knoxville, Tenn.

9

CAREER

- Talented edge rusher who is one of the Vols' top pass rushers
- Played in 18 games and made four starts in career

2021

- Made three tackles at #4 Alabama (10/23)
- Had one sack in win vs. South Carolina (10/9)
- Had three tackles and a PBU at #11 Florida (9/25)
- Recorded three tackles and half a sack in shutout win over Tennessee Tech (9/18)
- Had four tackles and a career high 2.5 TFLs against Pitt (9/11)
- Made his first-career start in season-opening win vs. Bowling Green (9/2), finishing with two tackles, one sack, one QBH and one PBU

NOTABLE

- Majoring in marketing
- Father, Patrick Abernathy, is the Director of Player Development on Tennessee's football staff
- Comes from a family with a college football history and was a four-star local prospect
- Brother, Woody, played college football at Virginia Tech and currently plays in the Canadian Football League for the Montreal Alouettes
- Older brother, Jordan, recently finished serving in the National Guard in 2019
- Models his game after VFL and Philadelphia Eagle Derek Barnett, who he talks to regularly
- Twitter: @tylerbaron23 | IG: _tylerbaron
- >> Full profile on Media Guide Page 55

CAREER HIGHS

Tackles	5 at Georgia, 10/10/20
Tackles for Loss	2.5 vs. Pitt, 9/11/21
Sacks	1.0 (3x), last vs. South Carolina, 10/9/21
Quarterback Hurries	1 vs. Bowling Green, 9/2/21
Passes Defended	1 (2x), last at Florida, 9/25/21

CAREER STATS

Defense	GP/GS	UT	AT	TT	Sack	TFL	FF	FR	QBH	Int	High Tk
2020	10/0	13	8	21	1-6	3-11	0	0	0	0-0	5-UGA
2021	8/4	6	12	18	2.5-19	5-26	0	0	1	0-0	4-PITT
Career	18/4	19	20	39	3.5-25	8-37	0	0	1	0-0	5-UGA


GAME-BY-GAME

2021 Opp.	U-A-T
*Bowling Green	1-1-2, 1 s, 1 tfl, 1 qbh, 1 pd
*Pitt	2-2-4, 2.5 tfl
*Tennessee Tech	0-3-3, 0.5 s, 0.5 tfl
*at Florida	2-1-3, 1 pd
at Missouri	0-0-0
South Carolina	1-0-1, 1 s, 1 tfl
Ole Miss	0-2-2
at Alabama	0-3-3

2020 Opp.	U-A-T
at South Carolina	2-0-2, 2 tfl
Missouri	0-0-0

at Georgia	3-2-5
Kentucky	1-1-2
Alabama	2-1-3
at Arkansas	0-2-2
at Auburn	2-0-2
Florida	1-2-3, 1 tfl, 1 s
at Vanderbilt	1-0-1
Texas A&M	1-0-1

* - denotes started



AARON BEASLEY
LB • 6-1 • 225 • Jr.
Franklin, Ga.

24

CAREER

- Third-year linebacker who has cemented a starting role this season and is having a career year
- Played in 25 games and made six starts in career

2021

- Had seven tackles and 0.5 TFLs at #4 Alabama (10/23)
- Set career highs in tackles (10), sacks (1.0) and quarterback hurries (1) vs. #13 Ole Miss (10/16)
- Had nine tackles, 0.5 TFLs and a fumble recovery in win vs. South Carolina (10/9)
- Had eight tackles, including a career-high 1.5 TFLs in win at Mizzou (10/2)
- Had six tackles and made his first-career fumble recovery at #11 Florida (9/25)
- Started at MLB vs. Tennessee Tech (9/18), recording two tackles and half a sack, the first of his career
- Made three tackles in first-career start vs. Pitt (9/11)
- Saw significant action in season-opening win vs. Bowling Green (9/2), finishing with three tackles and 0.5 TFLs

NOTABLE

- Majoring in communication studies
- Twitter: @deuceofficial2 | IG: @aaron.beasley4
- >> Full profile on Media Guide Page 56

CAREER HIGHS

Tackles	10 vs. Ole Miss, 10/16/21
Tackles for Loss	1.5 at Missouri, 10/2/21
Sacks	1.0 vs. Ole Miss, 10/16/21
Quarterback Hurries	1 vs. Ole Miss, 10/16/21
Forced Fumbles	1 at Georgia, 10/10/20
Fumble Recoveries	1 (2x), last vs. South Carolina, 10/9/21

CAREER STATS

Defense	GP/GS	UT	AT	TT	Sack	TFL	FF	FR	PD	Int	High Tk
2019	9/0	1	1	2	0-0	0-0	0	0	0	0-0	1(2x)
2020	8/0	4	3	7	0-0	0.5-1	1	0	0	0-0	3-UK
2021	8/6	22	27	49	1.5-7	4.5-14	0	2	0	0-0	10-OM
Career	25/6	27	31	58	1.5-7	5-15	1	2	0	0-0	10-OM

GAME-BY-GAME

2021 Opp.	U-A-T
Bowling Green	1-2-3, 0.5 tfl
*Pitt	1-2-3
*Tennessee Tech	0-2-2, 0.5 s, 0.5 tfl
*at Florida	1-5-6, 1 fr
at Missouri	6-2-8, 1.5 tfl
*South Carolina	4-5-9, 0.5 tfl, 1 fr
*Ole Miss	5-5-10, 1 tfl, 1 s, 1 qbh
*at Alabama	4-3-7, 0.5 tfl

2020 Opp.	U-A-T
at South Carolina	0-0-0
Missouri	0-0-0
at Georgia	1-1-2, 1 ff
Kentucky	2-1-3
Alabama	1-1-2, 0.5 tfl
at Arkansas	0-0-0
at Auburn	0-0-0
Florida	0-0-0

* - denotes started





JA'QUAIN BLAKELY
DL • 6-2 • 270 • R-Sr.
Moultrie, Ga.



48

First name pronounced juh-KWAN

CAREER

- Veteran defensive lineman who elected to return for his sixth season
- Played in 45 games with eight starts in career
- Taken on a starting role on defensive line this season
- Wearing SEC grad patch after earning bachelor's degree from Tennessee in the summer 2020

2021

- Enters Kentucky game having produced at least 1 TFL in three straight games
- Had two tackles and a TFL at #4 Alabama (10/23)
- Had three tackles and one TFL vs. #13 Ole Miss (10/16)
- Had a career-high six tackles and also had a TFL in win vs. South Carolina (10/9)
- Had five tackles and a career-high 1.5 TFLs while tying a career highs in sacks (1.0) and QBH (1) at #11 Florida (9/25)
- Started at DE and finished with a career-high three tackles along with half a sack, a PBU and a QBH vs. Tennessee Tech (9/18)
- Started at DE and finished with two tackles and one QBH vs. Pitt (9/11)
- Made his first-career start in season-opening win vs. Bowling Green (9/2), finishing with one tackle

NOTABLE

- Earned bachelor's degree in sociology in summer 2020
- Played tight end/fullback in 2018 before switching back to defensive line in 2019
- Is an avid fisherman
- Twitter: @BlakelyJay | IG: @the_real48
- >> Full profile on Media Guide Page 58

CAREER HIGHS

Tackles	6 vs. South Carolina, 10/9/21
Tackles for Loss	1.5 at Florida, 9/25/21
Sacks	1.0 (3x), last at Florida, 9/25/21
QB Hurries	1 (4x), last at Florida, 9/25/21
Passes Defended	1 vs. Tennessee Tech, 9/18/21

CAREER STATS

Defense	GP	GS	UT	AT	TT	Sack	TFL	FF	FR	QBH	Int	High Tk
2016												
DNP - Redshirted												
2017	9/0	2	0	2	0-0	0-0	0	0	0	0	0-0	2-UGA
2018	5/0	0	0	0	0-0	0-0	0	0	0	0	0-0	N/A
2019	13/0	3	5	8	0-0	0-0	0	0	0	0	0-0	2(2x)
2020	10/0	3	2	5	2-13	2-13	0	0	1	0-0	1(5x)	
2021	8/8	6	16	22	15-6	5-15	0	0	3	0-0	6-SC	
Career	45/8	14	23	37	3.5-19	7-28	0	0	4	0-0	6-SC	

GAME-BY-GAME

2021 Opp.	U-A-T, Other
*Bowling Green	0-1-1
*Pitt	2-0-2, 1 qbh
*Tennessee Tech	0-3-3, 0.5 s, 0.5 tfl, 1 qbh, 1 pd
*at Florida	1-4-5, 1.5 tfl, 1 s, 1 qbh
*at Missouri	0-0-0
*South Carolina	1-5-6, 1.0 tfl
*Ole Miss	1-2-3, 1 tfl
*at Alabama	1-1-2, 1 tfl
2020 Opp.	U-A-T, Other
at South Carolina	0-0-0
Missouri	0-1-1
at Georgia	1-0-1
Kentucky	0-1-1
Alabama	0-0-0
at Arkansas	1-0-1, 1 tfl, 1 s
at Auburn	0-0-0
Florida	1-0-1, 1 tfl, 1 s
at Vanderbilt	0-0-0, 1 qbh
Texas A&M	0-0-0

2019 Opp.	U-A-T, Other
Georgia State	1-0-11
BYU	0-0-0
UTC	1-1-2
at Florida	0-0-0
Georgia	1-0-1
Mississippi State	0-0-0
at Alabama	0-0-0
South Carolina	0-0-0
UAB	0-2-2
at Kentucky	0-1-1
at Missouri	0-0-0
Vanderbilt	0-1-1
vs. Indiana	0-0-0

2018 Opp.	U-A-T, Other
ETSU	0-0-0
at Georgia	0-0-0
Alabama	0-0-0
Charlotte	0-0-0
Missouri	0-0-0

2017 Opp.	U-A-T, Other
vs. Georgia Tech	0-0-0
Indiana State	0-0-0
at Florida	0-0-0
UMass	0-0-0
Georgia	2-0-2
South Carolina	0-0-0
at Alabama	0-0-0
at Kentucky	0-0-0
Southern Miss	0-0-0

* - denotes started



PAXTON BROOKS
P • 6-6 • 195 • Sr.
Lexington, S.C.



37

CAREER HONORS

- 2021 Ray Guy Award Watch List
- 2021 Preseason All-SEC Second Team (Coaches, Media, Phil Steele)
- Ray Guy Award Ray's 8 for Week 7 (10/18/21)
- 2020-21 VOLeaders Academy
- 2020 All-SEC Fourth Team (Phil Steele)
- 2020 SEC Academic Honor Roll
- Ray Guy Award Punter of the Week (10/13/20)
- Ray Guy Award Ray's 4 for Week 10 (11/9/20)
- 2019 CoSIDA Academic All-District 3 First Team
- 2019 SEC Academic Honor Roll
- 2018 First-Year SEC Academic Honor Roll

CAREER

- One of the SEC's top punters, played in 43 games
- Averages 43.4 yards per punt & 61.3 yards per kickoff
- Wearing the SEC grad patch after earning his bachelor's degree in May 2021

2021

- Ranks fourth in the SEC in punting average (44.5)
- Had seven punts for a career-high 310 yards at #4 Alabama (10/23)
- Tied a career high by placing five of his six punts inside the 20 vs. #13 Ole Miss (10/16)
- Punted five times for 220 yards (44.0 avg), including a 60-yard boot in win vs. South Carolina (10/9)
- Did not have to punt in win at Mizzou (10/2), the first time the Vols did not punt in a game since 2009
- Punted six times for 259 yards (43.2 avg) with a long of 61 yards and one punt downed inside the 20 at #11 Florida (9/25)
- Punted four times for 183 yards (45.8 avg) with two 50-plus yard boots, including a 50-yarder that was downed at the 2-yard line vs. Pitt (9/11)
- Punted three times for 147 yards and set a career high in average yards per punt (49.0) in season-opening win vs. Bowling Green (9/2). Also had a career-long boot of 64 yards and pinned two punts inside the 20

NOTABLE

- Maintained a 3.92 GPA while earning his undergraduate degree in kinesiology in May 2021
- Traveled to Belize with the 2020-21 VOLeaders Academy in June 2021
- Twitter: @paxbrooks | IG: @paxton_brooks
- >> Full profile on Media Guide Page 59

CAREER HIGHS

Kickoffs	10 vs. ETSU, 9/8/18
Kickoff Yards	569 vs. ETSU, 9/8/18
Kickoff Average	65.0 (12x), last vs. Florida, 12/5/20
Touchbacks	7 (2x), last vs. South Carolina, 10/26/19
Punts	7 (2x), last at Alabama, 10/23/21
Punting Yards	310 at Alabama, 10/23/21
Punting Average (min. 2)	49.0 vs. Bowling Green, 9/2/21
Longest Punt	64 vs. Bowling Green, 9/2/21
Punts Inside 20	5 (2x), last vs. Ole Miss, 10/16/21

CAREER STATS

Kickoffs	GP	No	Yds	Avg	TB	OB
2018	12	52	3201	61.6	23	1
2019	13	64	3947	61.7	46	1
2020	10	40	2424	60.6	27	1
2021	8	8	511	63.9	2	0
Career	43	164	10059	61.3	98	3

Punting	GP	No	Yds	Avg	TB	FC	I20	50+	Blk	Long
2018	12	1	34	34.0	0	0	1	0	0	34-ETSU
2019	13	30	1260	42.0	2	4	11	6	1	59-UTC
2020	10	49	2138	43.6	4	18	17	13	0	61-TAMU
2021	8	31	1380	44.5	3	19	12	10	0	64-BG
Career	43	111	4812	43.4	9	41	41	29	1	64-BG

GAME-BY-GAME

2021 Opp.	Punting
Bowling Green	3-147-49.0, Lg 64, 2 I20
Pitt	4-183-45.8, Lg 51, 1 I20
Tennessee Tech	0-0-0
at Florida	6-259-43.2, Lg 61, 1 I20
at Missouri	0-0-0
South Carolina	5-220-44.0, Lg 60, 1 I20
Ole Miss	6-261-43.5, Lg 52, 5 I20
at Alabama	7-310-44.3, Lg 54, 2 I20

2021 Opp.	Kickoffs, TB
Bowling Green	7-449-64.1, 2
Pitt	1-62-62.0, 0
Tennessee Tech	0-0-0
at Florida	0-0-0
at Missouri	0-0-0
South Carolina	0-0-0
Ole Miss	0-0-0
at Alabama	0-0-0

2020 Opp.	Punting
at South Carolina	6-243-40.5, Lg 51, 4 FC, 5 I20
Missouri	2-90-45.0, Lg 52, 1 FC, 1 I20
at Georgia	6-283-47.2, Lg 55, 2 FC, 3 I20
Kentucky	5-189-37.8, Lg 46
Alabama	6-275-45.8, Lg 48, 3 FC
at Arkansas	6-274-45.7, Lg 54, 1 I20
at Auburn	2-74-37.0, Lg 47
Florida	7-286-40.9, Lg 56, 4 FC, 3 I20
at Vanderbilt	5-235-47.0, Lg 48, 2 FC, 3 I20
Texas A&M	4-189-47.25, Lg 61, 1 FC, 1 I20

2020 Opp.	Kickoffs, TB
at South Carolina	6-365-60.8, 5
Missouri	6-360-60.0, 3
at Georgia	4-260-65.0, 3
Kentucky	2-130-65.0, 2
Alabama	3-195-65.0, 2
at Arkansas	4-260-65.0, 3
at Auburn	3-174-58.0, 2
Florida	2-130-65.0, 2
at Vanderbilt	7-380-54.3, 3
Texas A&M	3-170-56.7, 2

2019 Opp.	Punting
UTC	1-59-59.00
at Florida	1-36-36.00
at Alabama	2-66-33.00, Lg 38, 1 FC, 1 I-20
South Carolina	4-176-44.00, Lg 51, 2 I-20
UAB	5-220-44.00, Lg 54, 2 I-20

at Kentucky	3-141-47.00, Lg 57, 3 I-20
at Missouri	4-158-39.50, Lg 45, 1 TB,
Vanderbilt	6-253-42.17, Lg 53, 2 I-20
vs. Indiana	4-151-37.75, Lg 43, 1 I-20

2019 Opp.	Kickoffs, TB
Georgia State	5-325-65.0, 5 TB
BYU	5-325-65.0, 5 TB
UTC	8-510-63.8, 7 TB
at Florida	2-130-65.0, 2 TB
Georgia	3-195-65.0, 3 TB
Mississippi State	4-260-65.0, 3 TB
at Alabama	4-255-56.2, 1 TB
South Carolina	8-505-63.1, 7 TB
UAB	7-380-54.3, 2 TB
at Kentucky	4-259-64.8, 3 TB
at Missouri	4-235-58.8, 3 TB
Vanderbilt	5-276-55.2, 2 TB
vs. Indiana	5-322-64.4, 3 TB

2018 Opp.	Punting
ETSU	1-34-34.00, 34 Lg, 1 I-20

2018 Opp.	Kickoffs, TB
vs. West Virginia	3-193-64.3, 1 TB
ETSU	10-569-56.9, 5 TB, 1 OB
UTEP	5-325-65.0, 4 TB
Florida	4-238-59.5, 1 TB
at Georgia	3-194-64.7, 2 TB
at Auburn	6-361-60.2, 3 TB
Alabama	4-238-59.5
at South Carolina	5-321-64.2, 1 TB
Charlotte	3-188-62.7, 1 TB
Kentucky	4-253-63.2, 2 TB
Missouri	3-195-65.0, 2 TB
at Vanderbilt	2-126-63.0, 1 TB



LATRELL BUMPUS
DL • 6-3 • 290 • Sr.
Savannah, Tenn.

11

Last name pronounced BUM-fiss

CAREER

- One of the top, versatile pass rushers on the squad
- Brings experience and leadership to the defensive line and is in his fifth year with the program
- Played in 42 games with 14 career starts

2021

- Started and made a season-high three tackles at #4 Alabama (10/23)
- Made first start of the year (DT) vs. #13 Ole Miss (10/16), finishing with two tackles and a career-high two QBHs
- Made two tackles at #11 Florida (9/25)
- Saw action but did not record any stats in season-opening win vs. Bowling Green (9/2)

NOTABLE

- Majoring in communication studies
- Started his career as a tight end and moved to defensive line following the 2018 season
- An avid hunter and fisherman
- Favorite musical artist is Lil Baby
- Played travel baseball as a kid with Evan Russell of the UT baseball program
- Grew up a Tennessee fan and his favorite player was Derek Barnett
- Twitter: @LBumphus | IG: @latrell_bumphus

>> Full profile on Media Guide Page 60

CAREER HIGHS

Tackles	5 (2x), last at Georgia, 10/10/20
Tackles for Loss	2.0 (2x), last at Kentucky, 11/9/19
Sacks	2.0 vs. BYU, 9/7/19
Quarterback Hurries	2 vs. Ole Miss, 10/16/21
Fumbles Recovered	1 vs. Georgia State, 8/31/19
Passes Defended	1 vs. Vanderbilt, 11/30/19

CAREER STATS

Defense	GP/GS	UT	AT	TT	Sack	TFL	FF	FR	QBH	Int	High Tk
2017	10/0	1	0	1	0-0	1-3	0	0	0	0-0	1-ISU
2018	12/1	0	0	0	0-0	0-0	0	0	0	0-0	N/A
2019	11/6	15	8	23	2-10	6-23	0	1	0	0-0	5-UK
2020	5/5	4	10	14	1-2	1.5-3	0	0	1	0-0	5-UGA
2021	4/2	3	4	7	0-0	0-0	0	0	2	0-0	3-UA
Career	42/14	23	22	45	3-12	8.5-29	0	1	3	0-0	5(2x)

GAME-BY-GAME

2021 Opp.	U-A-T, Other
Bowling Green	0-0-0
Pitt	DNP - Injury
Tennessee Tech	DNP - Injury
at Florida	1-1-2
at Missouri	DNP - Injury
South Carolina	DNP - Injury
*Ole Miss	1-1-2, 2 qbh
*at Alabama	1-2-3

2020 Opp.	U-A-T, Other
*at South Carolina	0-0-0
*Missouri	1-2-3, 1 qbh
*at Georgia	0-5-5, 0.5 tfl
*Kentucky	1-1-2, 1 tfl, 1 s
*Alabama	2-2-4

2019 Opp.	U-A-T, Other
Georgia State	2-1-3, 1 fr
*BYU	2-1-3, 2 s, 2 tfl
*UTC	1-0-1
*at Florida	0-2-2
*Georgia	1-1-2
*Mississippi State	4-0-4, 1 tfl
at Alabama	DNP
South Carolina	DNP
UAB	0-1-1
at Kentucky	4-1-5, 2 tfl
*at Missouri	1-0-1, 1 tfl
Vanderbilt	0-1-1, 1 pbu
vs. Indiana	0-0-0

2018 Opp.	U-A-T, Other
vs. West Virginia	0-0-0
ETSU	0-0-0
UTEP	0-0-0
Florida	0-0-0
at Georgia	0-0-0
at Auburn	0-0-0
Alabama	0-0-0
*at South Carolina	0-0-0
Charlotte	0-0-0
Kentucky	0-0-0
Missouri	0-0-0
at Vanderbilt	0-0-0

2017 Opp.	U-A-T, Other
Indiana State	1-0-1, 1 tfl
at Florida	0-0-0
UMass	0-0-0
Georgia	0-0-0
South Carolina	0-0-0
at Alabama	0-0-0
at Kentucky	0-0-0
Southern Miss	0-0-0
LSU	0-0-0
Vanderbilt	0-0-0

* - denotes started



WARREN BURRELL
DB • 6-0 • 190 • Jr.
Suwanee, Ga.

4

CAREER

- Promising junior cornerback who has locked down a starting role this season
- Had an outstanding spring, capping it with a 34-yard interception return for a touchdown in the second quarter of the Orange & White Spring Game
- Played in 24 games with 15 starts, all at cornerback

2021

- Did not play at #4 Alabama due to illness (10/26)
- Had two tackles and allowed just one catch for seven yards vs. #13 Ole Miss (10/16)
- Made four tackles and tied a career high with one TFL in win vs. South Carolina (10/9)
- Had three tackles in win at Mizzou (10/2)
- Had one tackle and a PBU at #11 Florida (9/25)
- Had two tackles and career-high two PBUs vs. Pitt (9/11)
- Started at CB in season-opening win vs. Bowling Green (9/2), making two tackles and his first-career TFL

NOTABLE

- Majoring in communication studies
- Twitter: @_WB04 | IG: @warrenb_4

>> Full profile on Media Guide Page 61

CAREER HIGHS

Tackles	8 vs. Florida, 12/5/20
Tackles for Loss	1.0 (2x), last vs. South Carolina, 10/9/21
Passes Defended	2 vs. Pitt, 9/11/21

CAREER STATS

Defense	GP/GS	UT	AT	TT	Sack	TFL	FF	FR	PD	Int	High Tk
2019	9/4	6	7	13	0-0	0-0	0	0	0	0-0	4-BYU
2020	8/4	15	2	17	0-0	0-0	0	0	1	0-0	8-UF
2021	7/7	12	3	15	0-0	2-7	0	0	3	0-0	4-SC
Career	24/15	33	12	45	0-0	2-7	0	0	4	0-0	8-UF


GAME-BY-GAME

2021 Opp.	U-A-T, Other
*Bowling Green	2-0-2, 1 tfl
*Pitt	1-1-2, 2 pd
*Tennessee Tech	1-0-1
*at Florida	0-1-1, 1 pd
*at Missouri	3-0-3
*South Carolina	4-0-4, 1 tfl
*Ole Miss	1-1-2
at Alabama	DNP

2020 Opp.	U-A-T, Other
at South Carolina	0-0-0
Kentucky	0-1-1
Alabama	0-0-0
at Arkansas	1-0-1
*at Auburn	4-0-4
*Florida	7-1-8
*at Vanderbilt	1-0-1, 1 pd
*Texas A&M	2-0-2

2019 Opp.	U-A-T, Other
*Georgia State	2-1-3
*BYU	2-2-4
*UTC	0-1-1
*at Florida	0-2-2
at Alabama	0-1-1
South Carolina	0-0-0
UAB	1-0-1
at Missouri	1-0-1
Vanderbilt	0-0-0

* - denotes started



MATTHEW BUTLER
DL • 6-4 • 291 • Sr.
Raleigh, N.C.



94

CAREER HONORS

- 2021 William V. Campbell Trophy Semifinalist
- 2021 Wuerffel Trophy Nominee
- 2021 NCAA Postgraduate Scholarship Recipient
- 2020 SEC McWhorter Award Nominee
- 2020 Fall SEC Academic Honor Roll
- 2019 CoSIDA Academic All-District 3 First Team
- 2018-19 VOLeaders Academy
- 2019 SEC Academic Honor Roll
- 2018 SEC Academic Honor Roll
- 2017 First-Year SEC Academic Honor Roll

CAREER

- A leader, veteran and returning starter on d-line
- In his fifth year with the program after electing to return for his "super" senior season
- Played in 48 games with 21 starts in career
- Had a breakout year in 2019 in which he led all defensive linemen on the team in tackles (45)
- One of the SEC's top scholar-athletes, who was the recipient of a 2021 NCAA Postgraduate Scholarship and a nominee for the 2021 SEC McWhorter Award
- Is seventh Vol football student-athlete to receive the NCAA Postgraduate Scholarship dating back to 1971
- Wearing the SEC grad patch after receiving bachelor's degree in Dec. 2020

2021

- Ranks second on the team in tackles for loss (6.5) and has three straight games with a TFL, accumulating 4.5 during that span
- Set new career highs in tackles (9) and quarterback hurries (2) at #4 Alabama (10/23) while playing 69 snaps
- Set new career highs in sacks (2.0) and TFLs (2.0) and also forced a fumble vs. #13 Ole Miss (10/16) while playing a career-high 78 snaps
- Had two tackles and a sack in win vs. South Carolina (10/9)
- Made three tackles at #11 Florida (9/25)
- Had seven tackles and had 1.5 TFLs vs. Pitt (9/11)
- Started at DT in season-opening win vs. Bowling Green (9/2), recording one tackle and 0.5 TFLs

NOTABLE

- Earned undergraduate degree in political science in Dec. 2020 while maintaining a 3.63 GPA
 - Enjoys cooking
 - Had the opportunity to visit Rwanda, Africa, as part of Vol Leaders program in July 2019 ... Also wants to visit Ghana, Nigeria and Egypt
 - Favorite movie growing up was Rambo or Rocky
 - Aspires to go into criminal justice after football ... likes watching Criminal Minds and Matlock
 - Born in Fayetteville, N.C. Lived in Raleigh for four years
 - Learned to love football when he was in the eighth grade at Garner Senior
 - Father of three-year old daughter, who is "the pride of his life"
 - Twitter: @mattbutler_45 | IG: @matthewbutler.94
- >> Full profile on Media Guide Page 62

CAREER HIGHS

Tackles	9 at Alabama, 10/23/21
Tackles for Loss	2.0 vs. Ole Miss, 10/16/21
Sacks	2.0 vs. Ole Miss, 10/16/21
Quarterback Hurries	2 at Alabama, 10/23/21
Forced Fumbles	1 (2x), last vs. Ole Miss, 10/16/21
Passes Defended	1 (3x), last at South Carolina, 9/26/20

CAREER STATS

Defense	GP/GS	UT	AT	TT	Sack	TFL	FF	FR	QBH	Int	High Tk
2017	8/0	2	2	4	0-0	0.5-2	0	0	0	0	2-MU
2018	9/0	2	11	13	0-0	1-2	0	0	0	0	4-UF
2019	13/4	23	22	45	2.5-14	3-16	0	0	1	0	5(6x)
2020	10/10	22	21	43	2-16	3-18	1	0	4	0	7-VU
2021	8/7	12	14	26	3-16	6.5-20	1	0	3	0	9-UA
Career	48/21	61	70	131	7.5-46	14-58	2	0	8	0	9-UA

GAME-BY-GAME

2021 Opp.	U-A-T, Other
*Bowling Green	0-1-1, 0.5 tfl
*Pitt	3-4-7, 1.5 tfl
*Tennessee Tech	0-0-0, 1 qbh
*at Florida	0-3-3
*at Missouri	2-0-2
South Carolina	1-1-2, 1 s, 1 tfl
*Ole Miss	2-0-2, 2 s, 2 tfl, 1 ff
*at Alabama	4-5-9, 1.5 tfl, 2 qbh

2020 Opp.	U-A-T, Other
*at South Carolina	0-0-0, 1 qbh, 1 pd
*Missouri	2-1-3
*at Georgia	1-3-4
*Kentucky	2-3-5
*Alabama	6-0-6, 1 s, 1 tfl, 1 qbh

* at Arkansas	0-6-6, 0.5 tfl
*at Auburn	5-1-6, 0.5 tfl, 1 qbh
*Florida	0-2-2
*at Vanderbilt	5-2-7, 1 s, 1 tfl, 1 qbh, 1 ff
*Texas A&M	1-3-4

2019 Opp.	U-A-T, Other
Georgia State	0-0-0
BYU	1-0-1
UTC	3-1-4
at Florida	4-1-5
Georgia	2-3-5
*Mississippi State	1-2-3, 1 tfl, 1 s
*at Alabama	1-4-5, .5 tfl
South Carolina	0-0-0
UAB	0-2-2
at Kentucky	3-2-5, 1 s, 1 tfl
at Missouri	4-0-4, 1 pbu
*Vanderbilt	3-2-5
*vs. Indiana	1-4-5, 0.5 tfl, 0.5 s

2018 Opp.	U-A-T, Other
ETSU	0-1-1
UTEP	0-0-0
Florida	1-3-4
at Georgia	0-0-0
at Auburn	0-0-0
Alabama	0-2-2, 0.5-1 tfl
Kentucky	0-1-1
Missouri	1-1-2
at Vanderbilt	0-3-3, 0.5-1 tfl

2017 Opp.	U-A-T, Other
Indiana State	1-0-1, 0.5-2 tfl
Georgia	1-0-1
South Carolina	0-0-0
at Alabama	0-0-0
Southern Miss	0-0-0
at Missouri	1-1-2
LSU	0-0-0
Vanderbilt	0-0-0

* - denotes started



JIMMY CALLOWAY
WR • 6-0 • 190 • So.
Morrow, Ga.

9

CAREER

- Athletic receiver who has flashed big-play potential early this season
- Played in 11 games and made one start in career

2021

- Made first-career start at #11 Florida (9/25), finishing with one catch for three yards
- Made one catch for 22 yards in win vs. Tennessee Tech (9/18)
- Had first-career receiving TD (44 yards) and led Vols with 59 receiving yards on three catches in season debut vs. Pitt (9/11)

NOTABLE

- Majoring in recreation and sport management
 - Enjoys riding four-wheelers
 - Favorite movie is "The Sandlot"
 - Favorite musical artist is Young Thug
 - Favorite sport other than football is basketball
 - Goal beyond football is to be a very successful entrepreneur
 - Twitter: @JimmyCalloway1 | IG: @jcalloway9
- >> Full profile on Media Guide Page 65

CAREER HIGHS

Receptions	3 vs. Pitt, 9/11/21
Receiving Yards	59 vs. Pitt, 9/11/21
Receiving Touchdowns	1 vs. Pitt, 9/11/21
Long Reception	44 vs. Pitt, 9/11/21
Rushes	1 vs. Texas A&M, 12/19/20
Rushing Yards	-6 vs. Texas A&M, 12/19/20
Long Rush	N/A

CAREER STATS

Receiving	GP/GS	No	Yds	Avg	Per/G	TD	Long	High Yd
2020	8/0	2	20	10.0	2.5	0	14-VU	14-VU
2021	3/1	5	84	16.8	28.0	1	44-PITT	59-PITT
Career	11/1	7	104	14.9	9.5	1	44-PITT	59-PITT

Rushing	GP/GS	No	Yds	Avg	Per/G	TD	Long	High Yd
2020	8/0	1	-6	-6.0	0	--	-6-TAMU	-6-TAMU
2021	3/1	0	0	0.0	0.0	0	--	--
Career	11/1	1	-6	-6.0	-0.5	0	--	-6-TAMU

GAME-BY-GAME

2021 Opp.	Rec-Yds-TD, Lg	Rush-Yds-TD, Lg
Bowling Green	DNP - Injury	
Pitt	3-59-1, 44	0-0-0
Tennessee Tech	1-22-0, 22	0-0-0
*at Florida	1-3-0, 3	0-0-0
at Missouri	DNP	
South Carolina	DNP	
Ole Miss	DNP	
at Alabama	DNP	

2020 Opp.	Rec-Yds-TD, Lg	Rush-Yds-TD, Lg
at South Carolina	0-0-0	0-0-0
Missouri	0-0-0	0-0-0
at Georgia	0-0-0	0-1-1
Kentucky	0-0-0	0-0-0
Alabama	0-0-0	0-0-0
at Auburn	1-6-0, 6	1-(-6)-0, 0
at Vanderbilt	1-14-0, 14	0-0-0
Texas A&M	0-0-0	0-0-0

* - denotes started



JEROME CARVIN
OL • 6-5 • 318 • Sr.
Memphis, Tenn.

75

CAREER

- Impactful and versatile in-state offensive lineman and consistent starter on the o-line
- Played in 42 games with 25 starts during his career - 17 at right guard, three at left guard and five at center
- Saw action on 1,061 total offensive snaps and allowed only one sack during 2019 and 2020 seasons

2021

- Has played on 563 offensive snaps and has not allowed a sack
- Did not allow a pressure in 57 snaps at left guard at #4 Alabama (10/23)
- Played 83 snaps at center, helping UT compile 467 total yards vs. #13 Ole Miss (10/16)
- Played 66 offensive snaps at center without allowing a pressure or penalty as UT racked up 472 yards of total offense in win vs. South Carolina (10/9)
- Started at center and played 76 snaps while helping Vols pile up 683 yards of total offense, including an incredible 458 rushing yards (third-most in program history) in win at Mizzou (10/2)
- Started at left guard and also saw time at center, playing 68 total snaps without allowing a sack or committing a penalty at #11 Florida (9/25)
- Started at center and helped Vols rush for 202 yards in win vs. Tennessee Tech (9/18). Did not allow a pressure and did not commit a penalty in 53 snaps
- Started at C for the first time in his career, playing 74 snaps without allowing a sack vs. Pitt (9/11)
- Started at LG in season-opening win over Bowling Green (9/2), helping UT rush for 331 yards. Played 26 snaps at LG before moving over to center for 60 snaps following Cooper Mays' injury in the first half

NOTABLE

- Majoring in communication studies
 - Twitter: @JeromeCarvin | IG: @JeromeCarvin
- >> Full profile on Media Guide Page 66

CAREER STATS

Games Played/Started: 2021: 8/8; 2020: 10/4; 2019: 12/7; 2018: 12/6
Career: 42/25



CHRISTIAN CHARLES
DB • 6-1 • 186 • Fr.
Gainesville, Ga.

14

CAREER

- Talented and instinctive freshman defensive back that has seen action as a reserve and on special teams this season
- Enrolled at Tennessee early and went through spring practice with the team
- Played in five games with one start in career

2021

- Made his first-career start (safety) and recorded first-career PBU in win at Mizzou (10/2)
- Recorded two tackles in his first-career SEC game at #11 Florida (9/25)
- Made a career-high four tackles and recorded his first-career TFL in win vs. Tennessee Tech (9/18)
- Blocked a punt that set up a touchdown on the first possession in the first quarter vs. Pitt (9/11)
- Recorded two tackles in his college debut vs. Bowling Green (9/2)

NOTABLE

- Majoring in pre-professional programs
 - Was an All-Region QB at Chestatee High School
 - First football player from Chestatee High School to sign with an SEC program since 2009
 - Twitter: @CD_Charles3 | IG: @cdcharles3
- >> Full profile on Media Guide Page 67

CAREER HIGHS

Tackles	4 vs. Tennessee Tech, 9/18/21
Tackles for Loss	1.0 vs. Tennessee Tech, 9/18/21
Passes Defended	1 at Missouri, 10/2/21
Blocked Kicks	1 (Blocked Punt) vs. Pitt, 9/11/21

CAREER STATS

Defense	GP/GS	UT	AT	TT	Sack	TFL	FF	FR	PD	Int	High Tk
2021	5/1	6	2	8	0-0	1-2	0	0	1	0-0	4-TTU
Career	5/1	6	2	8	0-0	1-2	0	0	1	0-0	4-TTU

GAME-BY-GAME

2021 Opp.	U-A-T, Other
Bowling Green	2-0-2
Pitt	0-0-0, 1 blocked punt
Tennessee Tech	3-1-4, 1 tfl
at Florida	1-1-2
*at Missouri	0-0-0, 1 pd
South Carolina	DNP - Injury
Ole Miss	DNP - Injury
at Alabama	DNP - Injury

* - denotes started



DAYNE DAVIS
OL • 6-7 • 325 • R-So.
Bluff City, Tenn.

66

CAREER HONORS

- 2021 Burlsworth Trophy Nominee
- 2020 SEC Academic Honor Roll

CAREER

- Former preferred walk-on who continues to make significant strides and is part of the rotation while also contributing on special teams
- Earned a scholarship in December 2020 and then made an immediate impact on the staff with his outstanding play and work ethic this past spring
- Played in eight games and made one career start

2021

- Made first-career start at #4 Alabama (10/23), playing 57 snaps at right tackle without committing a penalty or allowing a pressure
- Played a season-high 80 snaps at right tackle vs. #13 Ole Miss (10/16)

- Played 26 offensive snaps as a reserve tackle without allowing a sack or pressure as UT racked up 683 yards of total offense in win at Mizzou (10/2)
- Saw significant action as a reserve in win vs. Tennessee Tech (9/18). Did not allow a pressure or commit a penalty in 43 snaps
- Made his collegiate debut in season-opening win vs. Bowling Green (9/2), seeing time on special teams and as a reserve offensive tackle. Played seven offensive snaps.

NOTABLE

- Majoring in supply chain management
 - Twitter: @BigDayne_Davis | IG: @_daynedavis
- >> Full profile on Media Guide Page 68

CAREER STATS

Games Played/Started: 2021: 8/1; 2020: 0/0;
2019: 0/0
Career: 8/1



BRYSON EASON
DL/LB • 6-3 • 290 • So.
Memphis, Tenn.

20

CAREER

- Memphis native and talented defensive lineman
- Played in eight career games

2021

- Recorded a QBH vs. Pitt (9/11)
- Notched two TFLs in the season opener vs. Bowling Green (9/2)

NOTABLE

- Majoring in recreation and sport management
 - Was high school teammate of fellow Vol Tamarion McDonald at Whitehaven High School
 - Twitter: @EasonBryson | IG: @bezywrlld
- >> Full profile on Media Guide Page 68

CAREER HIGHS

Tackles	2 vs. Bowling Green, 9/2/21
Tackles for Loss	2.0 vs. Bowling Green, 9/2/21
Quarterback Hurries	1 vs. Pitt, 9/11/21

CAREER STATS

Defense	GP/GS	UT	AT	TT	Sack	TFL	FF	FR	QBH	Int	High Tk
2020	6/0	0	2	2	0-0	0-0	0	0	0	0-0	1(2x)
2021	2/0	2	0	2	0-0	2-7	0	0	1	0-0	2-BG
Career	8/0	2	2	4	0-0	2-7	0	0	1	0-0	2-BG

GAME-BY-GAME

2021 Opp.	U-A-T, Other
Bowling Green	2-0-2, 2 tfl
Pitt	0-0-0, 1 qbh
Tennessee Tech	DNP
at Florida	DNP
at Missouri	DNP
South Carolina	DNP
Ole Miss	DNP
at Alabama	DNP

2020 Opp.

U-A-T, Other	
Kentucky	0-1-1
Alabama	0-0-0
at Auburn	0-0-0
Florida	0-0-0
at Vanderbilt	0-1-1
Texas A&M	0-0-0



TIYON EVANS
RB • 5-11 • 220 • Jr.
Hartsville, S.C.

8

CAREER

- Played in six games and made two career starts
- The No. 1-rated junior college running back and No. 3-ranked junior college player overall by the 247Sports Composite by way of Hutchinson (Kansas) Community College
- Enrolled at Tennessee in January 2021 and went through spring practice
- A four-star prospect and the No. 2 national junior college player by the 247SportsJUCO
- Ranked No. 2 on the ESPN JC50 list

2021

- Ranks fifth in the SEC in rushing (86.0 ypg)
- A total of 247 of his 516 rushing yards have come after contact
- Posted his second straight 100-yard game with 119 yards on 16 carries, including a 45-yard TD run in the second quarter, in win vs. South Carolina (10/9)
- Had a monster day in win at Mizzou (10/2), setting career highs in rushing yards (156) and rushing TDs (3) on 15 carries (10.4 avg)
- All three of his TDs at Mizzou came on three consecutive carries in the first quarter, including a 92-yard dash, which was the third-longest rush in program history
- Found the end zone for the second straight game with a career-long 47-yard TD catch at #11 Florida (9/25). Finished with 11 carries for 50 yards and three receptions for 71 yards against the Gators
- Made his first-career start and found the end zone for his second rushing touchdown of the year in win vs. Tennessee Tech (9/18)
- Was unavailable and did not play against Pitt in Week 2 (9/11)
- Shined in his UT debut, finishing with a game-high 120 rushing yards and a TD on 16 carries in season-opening win vs. Bowling Green (9/2). 63 of his yards came after contact
- Graded out as the second best Power 5 RB in Week 1 by PFF College (87.8)
- Became first UT running back to eclipse 100 yards rushing in his debut since Alvin Kamara in 2015

NOTABLE

- Majoring in communication studies
 - Rushed for a Salt City Bowl record 194 yards and two touchdowns in 2019 to lead Hutchinson C.C. to its first 10-win season since 2014
 - Tallied 538 yards and nine touchdowns in 2019, averaging 8.8 yards per attempt
 - Played at same community college as VFLs and NFL standouts Cordarrelle Patterson and Alvin Kamara
 - Twitter: @dareaballer_15 | IG: @evans.ty15
- >> Full profile on Media Guide Page 69

CAREER HIGHS

Rushes	16 (2x), last vs. South Carolina, 10/9/21
Rushing Yards	156 at Missouri, 10/2/21
Rushing TDs	3 at Missouri, 10/2/21
Long Rush	92 at Missouri, 10/2/21
Receptions	3 at Florida, 9/25/21
Receiving Yards	71 at Florida, 9/25/21
Receiving TDs	1 at Florida, 9/25/21
Long Reception	47 at Florida, 9/25/21

CAREER STATS

Rushing	GP/GS	No	Yds	Avg	Per/G	TD	Long	High Yd
2021	6/2	80	516	6.5	86.0	6	92-MU	156-MU
Career	6/2	80	516	6.5	86.0	6	92-MU	156-MU

Receiving

GP/GS	No	Yds	Avg	Per/G	TD	Long	High Yd
2021	6/2	4	74	18.5	12.3	1	47-UF
Career	6/2	4	74	18.5	12.3	1	47-UF

GAME-BY-GAME

2021 Opp.	Rush-Yds-TD, Lg	Rec-Yds-TD, Lg
Bowling Green	16-120-1, 21	0-0-0



Pitt	DNP - Injury	
*Tennessee Tech	15-41-1, 15	1-3-0, 3
at Florida	11-50-0, 12	3-71-1, 47
at Missouri	15-156-3, 92	0-0-0
*South Carolina	16-119-1, 45	0-0-0
Ole Miss	DNP - Injury	
at Alabama	7-30-0	0-0-0

* - denotes started



PRINCETON FANT **88**

TE • 6-2 • 240 • R-Sr.
Nashville, Tenn.

CAREER

- Athletic tight end who has played in 28 games and made five starts during his career
- Played in all 10 games and made three starts in 2020
- Started his career as a running back and moved to tight end prior to the 2019 season

2021

- Started at TE and had one catch for 15 yards in win at Mizzou (10/2)
- Started and set career highs in receptions (4) and receiving yards (47) vs. Pitt (9/11)
- Had one catch for six yards in season-opening win vs. Bowling Green (9/2)

NOTABLE

- Majoring in sociology
- Moved from running back to tight end following the 2018 season
- Twitter: @pfant12 | IG: @princetonfant88
- >> Full profile on Media Guide Page 70

CAREER HIGHS

Receptions	4 vs. Pitt, 9/11/21
Receiving Yards	47 vs. Pitt, 9/11/21
Receiving Touchdowns	1 at Vanderbilt, 12/12/20
Long Reception	19 vs. Chattanooga, 9/14/19
Rushes	3 vs. ETSU, 9/8/18
Rushing Yards	7 vs. ETSU, 9/8/18
Long Rush	6 vs. ETSU, 9/8/18

CAREER STATS

Receiving	GP/GS	No	Yds	Avg	Per/G	TD	Long	High Yd
2017		DNP - Redshirted						
2018	2/0	0	0	0.0	0.0	0	N/A	N/A
2019	8/0	2	15	7.5	1.9	0	19-UTC	19-UTC
2020	10/3	12	103	8.6	10.3	1	15-AU	28-AU
2021	8/2	8	78	9.8	9.8	0	16-PITT	47-PITT
Career	28/5	22	196	8.9	7.0	1	19-UTC	47-PITT

Rushing	GP/GS	No	Yds	Avg	Per/G	TD	Long	High Yd
2017		DNP - Redshirted						
2018	2/0	3	7	2.3	3.5	0	6-ETSU	7-ETSU
2019	8/0	0	0	0.0	0.0	0	--	--
2020	10/3	0	0	0.0	0.0	0	--	--
2021	8/2	0	0	0.0	0.0	0	--	--
Career	28/5	3	7	2.3	0.3	0	6-ETSU	7-ETSU

GAME-BY-GAME

2021 Opp.	Rec-Yds-TD, Lg
Bowling Green	1-6-0, 6
*Pitt	4-47-0, 16
Tennessee Tech	1-7-0, 7
at Florida	0-0-0
*at Missouri	1-15-0, 15
South Carolina	1-3-0, 3
Ole Miss	0-0-0
at Alabama	0-0-0

2020 Opp.	Rec-Yds-TD, Lg
*at South Carolina	1-11-0, 11
Missouri	0-0-0
*at Georgia	1-9-0, 9
*Kentucky	0-0-0
Alabama	1-8-0, 8
at Arkansas	0-0-0
at Auburn	3-28-0, 15
Florida	2-23-0, 12
at Vanderbilt	1-6-1, 6

Texas A&M	2-18-0, 15
-----------	------------

2019 Opp.	Rec-Yds-TD, Lg
UTC	1-19-0, 19
Mississippi State	0-0-0
at Alabama	0-0-0
South Carolina	0-(-4)-0, 0
UAB	0-0-0
at Kentucky	0-0-0
at Missouri	0-0-0
vs. Indiana	0-0-0

2018 Opp.	Rush-Yds-TD, Lg
ETSU	3-7-0, 6
at Georgia	0-0-0

* - denotes started



TREVON FLOWERS **1**

DB • 5-11 • 200 • Sr.
Atlanta, Ga.

CAREER HONORS

- 2020 SEC Academic Honor Roll

CAREER

- Instinctive and talented defensive back who returns as a starter at safety
- Limited by injuries his first two seasons but emerged healthy and as one of the top playmakers on the team in 2020
- Played in 30 games with 20 career starts
- Team's leading returning tackler in 2021
- Arrived in Knoxville as a three-sport star and baseball prospect out of Atlanta but chose to focus on football

2021

- Had six tackles and one punt return for six yards at #4 Alabama (10/23)
- Recorded first INT of the year and had nine tackles vs. #13 Ole Miss (10/16)
- Finished with nine tackles and 0.5 TFLs in win vs. South Carolina (10/9)
- Led team with a career-high 15 tackles and also had one QBH at #11 Florida (9/25). The 15 tackles were the most by a UT player since LB Daniel Bituli had 19 vs. Kentucky on Nov. 9, 2019
- Collected two tackles, a PBU and a QBH in win vs. Tennessee Tech (9/18)
- Had seven tackles in start vs. Pitt (9/11)
- Started at safety and made three tackles in season-opening win vs. Bowling Green (9/2)

NOTABLE

- Majoring in communication studies
- Nickname is "Tre"
- Has five brothers, Tyree, Tajon, Ta'kown, Jadon and Emmanuel Clarke
- Originally committed to play baseball at Kentucky before deciding to sign a football scholarship at UT
- Member of UT's leadership council
- Bucket list item is to go snowboarding
- Favorite movie is "42"
- Favorite artist is Lil Baby
- Started playing football at the age of 10 but mostly focused on travel baseball where he played shortstop
- Says covering ground and the instincts required as a shortstop allowed him to make a natural transition to safety in football
- Twitter: @tresmoove1 | IG: @treflowerr
- >> Full profile on Media Guide Page 71

CAREER HIGHS

Tackles	15 at Florida, 9/25/21
Tackles for Loss	1.0 (2x), last vs. Alabama, 10/24/20
Interceptions	1 (2x), last vs. Ole Miss, 10/16/21
Passes Defended	1 (7x), last vs. Ole Miss, 10/16/21
QB Hurries	1 (2x), last at Florida, 9/25/21
Forced Fumbles	1 vs. Alabama, 10/24/20
Punt Returns	1 (2x), last at Alabama, 10/23/21

Punt Return Yards	6 at Alabama, 10/23/21
Long Punt Return	6 at Alabama, 10/23/21

CAREER STATS

Defense	GP/GS	UT	AT	TT	Sack	TFL	FF	FR	PD	Int	High Tk
2018	7/1	3	6	9	0-0	0-0	0	0	1	0-0	5-WVU
2019	6/2	8	9	17	0-0	0-0	0	0	1	1-14	6-UF
2020	10/10	36	26	62	0-0	2-4	1	0	3	0-0	10(2x)
2021	7/7	26	25	51	0-0	0.5-0	0	0	1	1-0	15-UF
Career	30/20	73	66	139	0-0	2.5-4	1	0	6	2-14	15-UF

GAME-BY-GAME

2021 Opp.	U-A-T, Other
*Bowling Green	2-1-3
*Pitt	3-4-7
*Tennessee Tech	1-1-2, 1 pd, 1 qbh
*at Florida	6-9-15, 1 qbh
at Missouri	DNP - Injury
*South Carolina	6-3-9, 0.5 tfl
*Ole Miss	5-4-9, 1 int, 1 pd
*at Alabama	3-3-6, 6-yd pr

2020 Opp.	U-A-T, Other
*at South Carolina	1-1-2
*Missouri	5-5-10, 1 tfl
*at Georgia	3-5-8, 1 pd
*Kentucky	1-4-5, 1 pd
*Alabama	8-2-10, 1 tfl, 1 ff
*at Arkansas	4-1-5
*at Auburn	4-1-5, 1 pd
*Florida	4-3-7
*at Vanderbilt	2-3-5
*Texas A&M	4-1-5

2019 Opp.	U-A-T, Other
*Georgia State	0-2-2
BYU	0-1-1
UTC	1-2-3
at Florida	3-3-6
Georgia	2-1-3
*Mississippi State	2-0-2, 1 int

2018 Opp.	U-A-T, Other
*vs. West Virginia	3-2-5, 1 pbu
ETSU	0-1-1
UTEP	0-0-0
Florida	0-2-2
at Georgia	0-1-1
Missouri	0-0-0
at Vanderbilt	0-0-0

* - denotes started



KURROTT GARLAND **99**

DL • 6-3 • 310 • R-Jr.
Conyers, Ga.

First name pronounced KER-ott

CAREER

- Played in 35 games and made seven starts
- Experience defensive lineman and valuable special teams contributor
- Capped the 2019 season with a career-best five tackles in the TaxSlayer Gator Bowl vs. Indiana

2021

- Had a season-high four tackles at #4 Alabama (10/23)
- Made first start of the year (DT) in win vs. South Carolina (10/9)
- Made three tackles in win vs. Tennessee Tech (9/18)
- Had one tackle in season-opening win vs. Bowling Green (9/2)

NOTABLE

- Majoring in communication studies
- Goes by the nickname "Prime"
- Younger brother, Kwauze, plays linebacker for UT
- Twitter: @Prime99 | IG: @jamprime
- >> Full profile on Media Guide Page 73

CAREER HIGHS

Tackles 5 (2x), last at Arkansas, 11/7/20
Tackles for Loss 1 (3x), last vs. Texas A&M, 12/19/20

CAREER STATS

Defense	GP/GS	UT	AT	TT	Sack	TFL	FF	FR	QBH	Int	High Tk
2018	4/0	0	0	0	0-0	0-0	0	0	0	0-0	N/A
2019	13/4	8	11	19	0-0	2-6	0	0	0	0-0	5-IU
2020	10/2	11	11	22	0-0	1-1	0	0	0	0-0	5-AR
2021	8/1	6	3	9	0-0	0-0	0	0	0	0-0	4-UA
Career	35/7	25	25	50	0-0	3-7	0	0	0	0-0	5(2x)

GAME-BY-GAME

2021 Opp. **U-A-T, Other**

Bowling Green	1-0-1
Pitt	1-0-1
Tennessee Tech	2-1-3
at Florida	0-0-0
at Missouri	0-0-0
*South Carolina	0-0-0
Ole Miss	0-0-0
at Alabama	2-2-4

2020 Opp. **U-A-T, Other**

at South Carolina	0-0-0
Missouri	1-1-2
at Georgia	1-1-2
Kentucky	0-2-2
Alabama	1-1-2
at Arkansas	1-4-5
at Auburn	2-2-4
Florida	1-0-1
*at Vanderbilt	1-0-1
*Texas A&M	3-0-3, 1 tfl


2019 Opp. **U-A-T, Other**

Georgia State	0-0-0
BYU	0-1-1
UTC	1-0-1
at Florida	0-3-3
Georgia	0-1-1
Mississippi State	1-0-1
at Alabama	0-1-1
South Carolina	0-1-1
*UAB	0-0-0
at Kentucky	1-0-1
*at Missouri	1-0-1, 1 tfl
*Vanderbilt	2-1-3, 1 tfl
*vs. Indiana	2-3-5

2018 Opp. **U-A-T, Other**

ETSU	0-0-0
at Georgia	0-0-0
Charlotte	0-0-0
Missouri	0-0-0

* - denotes started



KWAUZE GARLAND
 LB • 6-1 • 220 • R-So.
 Conyers, Ga.

15

First name pronounced kwah-ZEE

CAREER

- Third-year Vol linebacker who also plays a large role on special teams coverage
- Switched from defensive back to linebacker during the 2020 season
- Played in 13 career games
- Earned a scholarship following the 2020 season after beginning his career as a walk-on

2021

- Made one solo tackle at #4 Alabama (10/23)
- Made his first-career tackle in win vs. Tennessee Tech (9/18)
- Saw action in the season-opener against Bowling Green (9/2)

NOTABLE

- Majoring in communication studies

- Goes by the nickname "Pakk"
 - Older brother, Kurott, plays defensive line for UT
 - Twitter: @1Pakman27 | IG: @pakkxv
- >> Full profile on Media Guide Page 74

CAREER HIGHS

Tackles 1 (2x), last at Alabama, 10/23/21

CAREER STATS

Defense	GP/GS	UT	AT	TT	Sack	TFL	FF	FR	QBH	Int	High Tk
2019	3/0	0	0	0	0-0	0-0	0	0	0	0-0	--
2020	2/0	0	0	0	0-0	0-0	0	0	0	0-0	--
2021	8/0	1	1	2	0-0	0-0	0	0	0	0-0	1(2x)
Career	13/0	1	1	2	0-0	0-0	0	0	0	0-0	1(2x)

GAME-BY-GAME

2021 Opp. **U-A-T, Other**

Bowling Green	0-0-0
Pitt	0-0-0
Tennessee Tech	0-1-1
at Florida	0-0-0
at Missouri	0-0-0
South Carolina	0-0-0
Ole Miss	0-0-0
at Alabama	1-0-1

2020 Opp. **U-A-T, Other**

at Vanderbilt	0-0-0
Texas A&M	0-0-0

2019 Opp. **U-A-T, Other**

Mississippi State	0-0-0
at Kentucky	0-0-0
vs. Indiana	0-0-0



KENNETH GEORGE JR.
 DB • 5-11 • 203 • R-Sr.
 Lafayette, La.



5

CAREER

- Experienced cornerback who is a consistent contributor in the secondary
- In his fourth season with the program and elected to return for his "super" senior year
- Played in 32 games with 10 starts after spending two seasons at Trinity Valley Community College
- Wearing the SEC grad patch after earning bachelor's degree in Nov. 2020

2021

- Recovered a second-quarter fumble forced by Kamal Hadden to help stall a drive deep in UT territory at #4 Alabama (10/23)
- Made the first TFL of his career and had a season-high five tackles at Mizzou (10/2)

NOTABLE

- Earned bachelor's degree in communication studies in Dec. 2020
 - Nickname is "KG"
 - Was very lightly recruited out of high school. Grew five inches and put on 50 pounds during his first year at Trinity Valley Community College in Athens, Texas
 - Twitter: @KennethGeorgeJr | IG: @KennethGeorgeJr
- >> Full profile on Media Guide Page 74

CAREER HIGHS

Tackles	8 at South Carolina, 9/26/20
Tackles for Loss	1 at Missouri, 10/2/21
Interceptions	1 vs. Mississippi State, 10/12/19
Passed Defended	2 (2x), last vs. Alabama, 10/24/20
Fumble Recoveries	1 (2x), last at Alabama, 10/23/21

CAREER STATS

Defense	GP/GS	UT	AT	TT	Sack	TFL	FF	FR	PD	Int	High Tk
2018	4/0	1	2	3	0-0	0-0	0	0	0	0-0	1(3x)
2019	13/6	13	6	19	0-0	0-0	0	0	4	1-24	6-UGA
2020	8/4	18	7	25	0-0	0-0	0	1	6	0-0	8-SC
2021	7/0	4	1	5	0-0	1.0-1	0	1	0	0-0	5-MIZ
Career	32/10	36	16	52	0-0	1.0-1	0	2	10	1-24	8-SC

GAME-BY-GAME

2021 Opp. **U-A-T, Other**

Bowling Green	0-0-0
Pitt	0-0-0
Tennessee Tech	0-0-0
at Florida	0-0-0
at Missouri	4-1-5, 1 tfl
South Carolina	0-0-0
Ole Miss	DNP - Injury
at Alabama	0-0-0, 1 fr

2020 Opp. **U-A-T, Other**

*at South Carolina	5-3-8, 1 pd
Missouri	2-1-3, 1 pd
at Georgia	2-0-2, 1 pd, 1 fr
*Kentucky	1-2-3, 1 pd
*Alabama	6-1-7, 2 pd
*at Arkansas	2-0-2
at Vanderbilt	0-0-0
Texas A&M	0-0-0

2019 Opp. **U-A-T, Other**

Georgia State	0-0-0
BYU	0-0-0
*UTC	0-0-0, 2 pd
at Florida	0-1-1, 1 pd
*Georgia	4-2-6
*Mississippi State	0-0-0, 1 int, 1 pd
*at Alabama	2-0-2
*South Carolina	3-0-3
*UAB	1-0-1
at Kentucky	1-1-2
at Missouri	0-0-0
Vanderbilt	2-2-4
vs. Indiana	0-0-0

2018 Opp. **U-A-T, Other**

vs. West Virginia	0-1-1
ETSU	0-0-0
UTEP	0-1-1
Florida	1-0-1

* - denotes started



KAMAL HADDEN
 DB • 6-1 • 190 • R-So.
 River Rouge, Mich.

13

CAREER

- One of the top junior college cornerbacks who played one season at Independence C.C.
- Played in three games with one career start
- Originally signed with Auburn in December 2020, before transferring and enrolling at Tennessee in June 2021
- Participated in spring practice at Auburn in 2021 but did not play a season at Auburn
- Considered the No. 5 junior college cornerback and the No. 32 overall prospect by 247Sports
- Totaled 21 tackles, one tackle for loss, three forced fumbles, one interception and eight pass breakups as a freshman in 2019 at Independence

2021

- Made his first-career start, recording career highs in tackles (8) and TFLs (1.0) while also forcing a fumble against #4 Alabama (10/23)
- Saw significant action vs. #13 Ole Miss (10/16), playing 27 snaps at corner while making two tackles
- Made his UT debut against Tennessee Tech (9/18)

NOTABLE

- Says his mom is his biggest inspiration because she's always been his biggest fan
 - Twitter: @KamalHadden9 | IG: @mal900_
- >> Full profile on Media Guide Page 76

CAREER HIGHS

Tackles	8 vs. Alabama, 10/23/21
Tackles for Loss	1.0 vs. Alabama, 10/23/21
Forced Fumbles	1 vs. Alabama, 10/23/21



CAREER STATS

Defense	GP/GS	UT	AT	TT	Sack	TFL	FF	FR	QBH	Int	High Tk
2021	3/1	7	3	10	0-0	1.0-3	1	0	0	0-0	8-UA
Career	3/1	7	3	10	0-0	1.0-3	1	0	0	0-0	8-UA

GAME-BY-GAME

2021 Opp.	U-A-T, Other
Tennessee Tech	0-0-0
Ole Miss	1-1-2
*at Alabama	6-2-8, 1 tfl, 1 ff

* - denotes started



KINGSTON HARRIS

OL • 6-3 • 326 • R-Jr.
Orlando, Fla.

54

CAREER

- Versatile lineman who began his career on defense before transitioning to the offensive line prior to the 2020 season
- Played in seven games with one start

2021

- Did not play the last six games due to injury
- Made his first-career start against Tennessee Tech (9/18) at left guard and played 39 snaps
- Saw a significant role on the offensive line against Pitt (9/11) recording 61 snaps at left guard

NOTABLE

- Majoring in communication studies
- Twitter: @KingstonH71 | IG: @_kingstonharris_
- >> Full profile on Media Guide Page 76

CAREER STATS

Games Played/Started: 2021: 2/1; 2020: 1/0; 2019: 2/0; 2018: 2/0
Career: 7/1



ROMAN HARRISON

DL/LB • 6-2 • 240 • Jr.
Bainbridge, Ga.

30

CAREER

- Talented edge rusher who has played in 29 games with one start during his three years on Rocky Top
- Was limited during spring drills in 2021

2021

- Recorded his first sack of the season while adding three tackles at #4 Alabama (10/23)
- Made a pair of tackles and had a QBH vs. #13 Ole Miss (10/16)
- Had three tackles in the win vs. South Carolina (10/9)
- Made his first-career start at Missouri (10/2), finishing with two solo tackles
- Tied a career-high with four tackles in 28 snaps at #11 Florida (9/25)
- Recorded a QB hurry and tackle against Pitt (9/11),
- Tied a career-high with four tackles in the season opener against Bowling Green (9/2)

NOTABLE

- Majoring in communication studies
- Twitter: @_rh30_ | IG: @_rh30_
- >> Full profile on Media Guide Page 76

CAREER HIGHS

Tackles	4 (3x), last at Florida, 9/25/21
Tackles for Loss	2.0 at Georgia, 10/10/20
Sacks	1.0 (5x), last at Alabama, 10/23/21
QB Hurries	1 (3x), last vs. Ole Miss, 10/16/21

CAREER STATS

Defense	GP/GS	UT	AT	TT	Sack	TFL	FF	FR	QBH	Int	High Tk
2019	11/0	3	5	8	2-12	2-12	0	0	1	0-0	4-UTC
2020	10/0	5	2	7	2-15	3-18	0	0	0	0-0	2-UA
2021	8/1	10	10	20	1-11	1-11	0	0	2	0-0	4(2x)
Career	29/1	18	17	35	5-38	6-41	0	0	3	0-0	4(3x)

GAME-BY-GAME

2021 Opp.	U-A-T, Other
Bowling Green	0-4-4
Pitt	1-0-1, 1 qbh
Tennessee Tech	0-1-1
at Florida	3-1-4
*at Missouri	2-0-2
South Carolina	1-2-3
Ole Miss	2-0-2, 1 qbh
at Alabama	1-2-3, 1 tfl, 1 s

2020 Opp. **U-A-T, Other**

at South Carolina	1-0-1
Missouri	0-0-0
at Georgia	2-0-2, 2 tfl, 1 s
Kentucky	0-0-0
Alabama	1-0-1, 1 s, 1 tfl
at Arkansas	0-0-0
at Auburn	0-0-0
Florida	0-1-1
at Vanderbilt	0-1-1
Texas A&M	1-0-1

2019 Opp. **U-A-T, Other**

BYU	0-0-0, 1 qbh
UTC	1-3-4
at Florida	0-0-0
Mississippi State	0-0-0
at Alabama	0-0-0
South Carolina	0-1-1
UAB	0-1-1
at Kentucky	0-0-0
at Missouri	0-0-0
Vanderbilt	1-0-1, 1 tfl, 1 s
vs. Indiana	1-0-1, 1 tfl, 1 s

* - denotes started



JIMMY HOLIDAY

WR • 6-0 • 205 • So.
Flora, Miss.

6

CAREER HONORS

- 2020 SEC First-Year Academic Honor Roll

CAREER

- Versatile athlete who enters his second year with the program
- Contributor at wide receiver and special teams
- Played in 14 career games

2021

- Had the first kickoff return of his career vs. #13 Ole Miss (10/16), returning it 27 yards to help set up a UT touchdown drive in the first quarter
- Made his first-career catch against Tennessee Tech (9/18) with a 5-yard reception in the fourth quarter
- Played on special teams against Pitt (9/11), making his second-career tackle, coming on punt coverage
- Saw limited action in the season opener against Bowling Green (9/2)

NOTABLE

- Majoring in recreation and sport management
- Enjoys fishing, hunting and riding horses
- Favorite sport other than football is track
- Twitter: @jimmythejet3 | IG: @JimmyHoliday10
- >> Full profile on Media Guide Page 78

CAREER HIGHS

Receptions	1 vs. Tennessee Tech, 9/18/21
Receiving Yards	5 vs. Tennessee Tech, 9/18/21
Long Reception	5 vs. Tennessee Tech, 9/18/21
Rushes	1 at Auburn, 11/21/20

Rushing Yards	6 at Auburn, 11/21/20
Long Rush	6 at Auburn, 11/21/20
Kickoff Returns	1 vs. Ole Miss, 10/16/21
Kickoff Return Yards	27 vs. Ole Miss, 10/16/21
Long Kickoff Return	27 vs. Ole Miss, 10/16/21
Tackles	1 (2x), last vs. Pitt, 9/11/21
Fumble Recoveries	1 at South Carolina, 9/26/20

CAREER STATS

Receiving	GP/GS	No	Yds	Avg	Per/G	TD	Long	High Yd
2020	8/0	0	0	0.0	0.0	0	--	--
2021	6/0	1	5	5.0	0.8	0	5-TTU	5-TTU
Career	14/0	1	5	5.0	0.4	0	5-TTU	5-TTU

Rushing	GP/GS	No	Yds	Avg	Per/G	TD	Long	High Yd
2020	8/0	0	0	6.0	0.8	0	6-AU	6-AU
2021	6/0	0	0	0.0	0.0	0	--	--
Career	14/0	1	6	6.0	0.4	0	6-AU	6-AU

GAME-BY-GAME

2021 Opp.	Rec-Yds-TD, Lg	Rush-Yds-TD, Other
Bowling Green	0-0-0	0-0-0
Pitt	0-0-0	0-0-0, 1 tkl
Tennessee Tech	1-5-0, 5	0-0-0
at Florida	0-0-0	0-0-0
at Missouri	DNP	
South Carolina	DNP	
Ole Miss	0-0-0	0-0-0, 27 kr yds
at Alabama	0-0-0	0-0-0

2020 Opp. **Rec-Yds-TD, Lg** **Rush-Yds-TD, Other**

at South Carolina	0-0-0	0-0-0, 1 fr
Missouri	0-0-0	0-0-0
at Georgia	0-0-0	0-0-0, 1 tkl
Kentucky	0-0-0	0-0-0
Alabama	0-0-0	0-0-0
at Arkansas	0-0-0	0-0-0
at Auburn	0-0-0	1-6-0, 6
Florida	0-0-0	0-0-0



HENDON HOOKER

QB • 6-4 • 218 • R-Sr.
Greensboro, N.C.



5

CAREER HONORS

- 2021 Davey O'Brien Award Midseason Honor Roll
- 2021 Johnny Unitas Golden Arm Award Watch List
- Davey O'Brien Award Great 8 (10/11/21)
- Manning Award Star of the Week (at Missouri, 10/4/21)
- CFPA Honorable Mention National Performer of the Week (at Missouri, 10/4/21)

CAREER

- Dynamic dual-threat graduate transfer quarterback who joined the Vols in January 2021
- Played in 33 games with 21 starts in career
- Earned his undergraduate degree at Virginia Tech and spent four seasons with the Hokies prior to transferring to Knoxville
- Has two years of remaining eligibility (including 2021)
- Was 8-7 as a starter at Virginia Tech, completing 197-of-312 passes for 2,894 yards and 22 touchdowns through the air, while rushing for 1,033 yards on 247 carries and 15 touchdowns on the ground
- Comes from a family pedigree of quarterbacks, including his father and brother

2021

- 3-3 as a starter with Tennessee, the offense has averaged 37.8 points per game and 468.2 yards per game in those six contests
- 98-of-144 (.681) passing with 15 TDs in six starts this year
- Ranks fourth in the FBS and first in the SEC in passer rating (179.92) with 17 TDs to only 2 INTs
- Has accounted for multiple touchdowns in seven consecutive games
- Completed a season-best 19 passes on 28 attempts while throwing for 282 yards, the second-most in a single game in his career, and three touchdowns at #4 Alabama (10/23)

*at Vanderbilt	7-125-2, 74	0-0-0	1-21-0, 21
*Texas A&M	0-0-0	1-9-0, 9	1-35-0, 35

2019 Opp.	Rec-Yds-TD, Lg	Rush-Yds-TD, Lg	Kick Returns
Fresno State	0-0-0, 0	0-0-0	6-161-1, 100
Stanford	0-0-0, 0	0-0-0	4-79-0, 25
at BYU	0-0-0	0-0-0	3-67-0, 24
Utah	0-0-0, 0	0-0-0	5-102-0, 26
at Washington	0-0-0, 0	0-0-0	3-78-0, 31
at Notre Dame	0-0-0	0-0-0	2-48-0, 25
Arizona	1-6-0, 6	0-0-0	1-15-0, 15
*at Colorado	1-5-0, 5	0-0-0	1-24-0, 24
*Oregon	2-12-0, 7	0-0-0	4-87-0, 26
at Arizona St.	0-0-0	0-0-0	0-0-0
at Cal	2-12-0, 8	0-0-0	1-24-0, 24
vs. Iowa	0-0-0	0-0-0	1-19-0, 19

2018 Opp.	Rec-Yds-TD, Lg	Rush-Yds-TD, Lg	Kick Returns
*UNLV	2-16-0, 9	2-10-0, 8	1-16-0, 16
at Stanford	0-0-0, 0	0-0-0	0-0-0
*at Texas	4-71-0, 40	0-0-0	2-55-0, 34
Washington St.	2-48-0, 44	0-0-0	4-91-0, 35
at Arizona	2-22-0, 19	0-0-0	0-0-0
*Colorado	2-6-0, 5	0-0-0	1-31-0, 31
at Utah	3-4-0, 4	3-(-5)-0, 0	1-30-0, 30
Arizona St.	1-22-0, 22	1-8-1, 8	4-87-0, 24
at Oregon St.	0-0-0	0-0-0	3-76-0, 37
*Cal	4-8-0, 9	0-0-0	0-0-0
at UCLA	1-45-1, 45	0-0-0	2-40-0, 28
Notre Dame	3-24-0, 12	0-0-0	3-57-0, 22

2017 Opp.	Rec-Yds-TD, Lg	Rush-Yds-TD, Lg	Kick Returns
W. Michigan	0-0-0	1-(-7)-0, 0	2-61-0, 32
Stanford	1-16-0, 16	0-0-0	0-0-0
Texas	1-9-0, 9	0-0-0	3-88-0, 37
at Cal	0-0-0	1-3-0, 3	2-55-0, 29
at Washington St.	0-0-0	0-0-0	1-24-0, 24
Oregon State	1-5-0, 5	1-4-0, 4	2-45-0, 23
Utah	1-4-0, 4	1-12-0, 12	1-25-0, 25
at Notre Dame	1-8-0, 8	0-0-0	6-144-0, 38
at Arizona St.	0-0-0	0-0-0	1-17-0, 17
Arizona	0-0-0	0-0-0	5-115-0, 29
at Colorado	1-4-0, 4	1-3-0, 3	1-23-0, 23
UCLA	0-0-0	0-0-0	2-85-0, 59
Stanford	0-0-0	0-0-0	0-0-0
vs. Ohio State	0-0-0	0-0-0	5-78-0, 28

* - denotes started



RAMEL KEYTON
WR • 6-3 • 195 • Jr.
Marietta, Ga.

80

CAREER

- Talented wide receiver with big play potential who is in his third season with the program
- Played in 25 games with three starts in his career
- Capped the 2019 season with two catches for 60 yds in UT's win over Indiana in the TaxSlayer Gator Bowl

2021

- Made his first catch of the season for 10 yards against Tennessee Tech (9/18)
- Played eight snaps in season debut vs. Pitt (9/11)

NOTABLE

- Majoring in communication studies
- Twitter: @Wlme10 | IG: @dba.mel
- >> Full profile on Media Guide Page 85

CAREER HIGHS

Receptions	2 (2x), last at South Carolina, 9/26/20
Receiving Yards	60 vs. Indiana, 1/2/20
Long Reception	46 vs. Indiana, 1/2/20
Rushes	1 vs. Georgia State, 8/31/19
Rushing Yards	10 vs. Georgia State, 8/31/19
Long Rush	10 vs. Georgia State, 8/31/19

CAREER STATS

Receiving	GP/GS	No	Yds	Avg	Per/G	TD	Long	High Yd
2019	12/0	4	104	26.0	8.7	0	46-1U	60-1U
2020	7/2	9	76	8.4	10.9	0	13-SC	29-UGA
2021	6/0	1	10	10.0	1.7	0	10-TTU	10-TTU
Career	25/2	14	190	13.6	7.9	0	46-1U	60-1U

Rushing	GP/GS	No	Yds	Avg	Per/G	TD	Long	High Yd
2019	12/0	1	10	10.0	0.8	0	10-GSU	10-GSU
2020	7/2	0	0	0.0	0.0	0	--	--
2021	6/0	0	0	0	0	0	--	--
Career	25/2	1	10	10.0	0.4	0	10-GSU	10-GSU

GAME-BY-GAME

2021 Opp.	Rec-Yds-TD, Lg	Rush-Yds-TD, Lg
Bowling Green	DNP	
Pitt	0-0-0	0-0-0
Tennessee Tech	1-10-0, 10	0-0-0
at Florida	0-0-0	0-0-0
at Missouri	0-0-0	0-0-0
South Carolina	0-0-0	0-0-0
Ole Miss	0-0-0	0-0-0
at Alabama	DNP	
2020 Opp.	Rec-Yds-TD, Lg	Rush-Yds-TD, Lg
*at South Carolina	2-20-0, 13	0-0-0
*Missouri	0-0-0	0-0-0
at Georgia	2-29-0, 16	0-0-0
Kentucky	2-6-0, 9	0-0-0
Alabama	1-4-0, 4	0-0-0
at Arkansas	1-7-0, 7	0-0-0
at Auburn	1-10-0, 10	0-0-0

2019 Opp.	Rec-Yds-TD, Lg	Rush-Yds-TD, Lg
Georgia State	0-0-0	1-10-0, 10
BYU	0-0-0	0-0-0
UTC	0-0-0	0-0-0
Georgia	0-0-0	0-0-0
Mississippi State	1-41-0, 41	0-0-0
at Alabama	0-0-0	0-0-0
South Carolina	0-0-0	0-0-0
UAB	0-0-0	0-0-0
at Kentucky	1-3-0, 3	0-0-0
at Missouri	0-0-0	0-0-0
Vanderbilt	0-0-0	0-0-0
vs. Indiana	2-60-0, 46	0-0-0



OLLIE LANE
OL • 6-4 • 325 • R-Jr.
Corryton, Tenn.

78

CAREER HONORS

- 2020 Fall SEC Academic Honor Roll
- 2019 Fall SEC Academic Honor Roll

CAREER

- In-state offensive lineman who adds quality depth to the Vols this fall
- Saw significant time at center in the spring of 2021 and can also play guard
- Wearing SEC grad patch after earning bachelor's degree from Tennessee in May 2021
- Played in 10 games with four starts in his career

2021

- Started four times and has played 362 offensive snaps this season
- Started for the third-straight game, playing 83 snaps at left guard vs. #13 Ole Miss (10/16)
- Played 66 snaps in a start at left guard and helping the Vols pile up 472 yards of total offense in win vs. South Carolina (10/9)
- Started at left guard and played a season-high 82 snaps while helping Vols pile up 683 yards of total offense, including 458 rushing yards (third most in program history) in win at Mizzou (10/2)
- Played 18 snaps at left guard and did not allow a pressure against #11 Florida (9/25)
- Played 40 snaps and helped Vols rush for 202 yards in win vs. Tennessee Tech (9/18)
- Made his first-career start (LG) vs. Pitt (9/11), playing 13 snaps
- Saw significant action in season-opening win vs.


Bowling Green (9/2), playing 60 clean snaps while helping Vols rush for 331 yards and four touchdowns

NOTABLE

- Earned his undergraduate degree from UT in kinesiology in May 2021
- Is a distant relative of William Wallace, a Scottish knight immortalized in the movie "Braveheart"
- Twitter: @ollie_lane78 | IG: @ollie_lane78
- >> Full profile on Media Guide Page 87

CAREER STATS

Games Played/Started: 2021: 7/4; 2020: 0/0; 2019: 3/0; Career: 10/4



CADE MAYS
OL • 6-6 • 325 • Sr.
Knoxville, Tenn.

68

CAREER HONORS

- SEC Offensive Lineman of the Week (at Missouri, 10/4/21)
- 2021 Preseason All-SEC First Team (Coaches & Media)
- 2021 Preseason All-SEC Second Team (Athlon)
- 2018 FWAA Freshman All-American
- 2018 SEC Coaches All-Freshman Team

CAREER

- An elite and versatile offensive lineman who continues his family legacy of Vols
- Can play every position on the line
- Began his career at Georgia, playing his freshman (2018) and sophomore (2019) seasons in Athens before transferring to Tennessee in January 2020
- Enters his second season with the Vols after starting seven games a season ago
- Played in 39 career games with 32 starts
- Has started all 14 games he has played with the Vols
- Prepped at Knoxville Catholic where he was a five-star prospect before signing with Georgia in 2018

2021

- Has not allowed a sack on the season in 373 snaps
- Did not play at #4 Alabama (10/23) due to injury
- Made the start at right tackle vs. #13 Ole Miss (10/16) and only played three snaps before leaving the game with an injury
- Started at right tackle, playing 66 snaps as UT racked up 472 yards of total offense in win vs. South Carolina (10/9)
- Played 40 snaps and did not allow a pressure or penalty while helping Vols pile up 683 yards of total offense, including an incredible 458 rushing yards (third most in program history) in win at Mizzou (10/2). Named SEC Offensive Lineman of the Week for the first time in his career for his efforts and became the first Vol to earn that honor since Trey Smith on Nov. 25, 2019
- Started and played 68 snaps at right tackle at #11 Florida (9/25)
- Started at right tackle against Tennessee Tech (9/18), playing 36 cleans snaps
- Played 74 snaps at right tackle without allowing a pressure vs. Pitt (9/11)
- Started in the Vols' opener against Bowling Green (9/2) at right tackle and helped Vols rush for 331 yards, UT's most since tallying 345 vs. UTEP on Sept. 15, 2018. Played 86 snaps and did not allow a sack or a penalty in opener.

NOTABLE

- Majoring in communication studies
- Continues family legacy of Vols as his brother, Cooper, is also a lineman at UT and his father, Kevin, was an All-SEC guard and offensive captain in 1994
- Attended the NCAA Elite Student-Athlete Symposium in March 2020
- Is an avid hunter
- Twitter: @cade_mays | IG: @cade_mays
- >> Full profile on Media Guide Page 90



CAREER STATS

Games Played/Started: 2021: 7/7; 2020: 7/7; 2019: 14/11; 2018: 11/7
Career: 39/32; **Georgia:** 25/18; **Tennessee:** 14/14



COOPER MAYS

OL • 6-3 • 295 • So.
Knoxville, Tenn.

63

CAREER

- Local offensive lineman who will has been the starting center
- Lines up alongside his brother, Cade, on the offensive line as the two reunited on the field in 2020
- Played in 13 games and made five starts in career

2021

- Returned to start at #4 Alabama (10/23), playing 57 penalty-free snaps at center
- Started against #11 Florida (9/25) and played 50 snaps before leaving with an injury
- Started in season opener against Bowling Green (9/2) at center before exiting in first half with injury
- Did not play against South Carolina (10/9), Missouri (10/2), Tennessee Tech (9/18) or Pitt (9/11) due to injury

NOTABLE

- Major is undecided
- Brother, Cade, also plays on the offensive line for the Vols. The two reunited on the same team after Cade transferred from Georgia
- Father, Kevin, lettered for the Vols from 1991-94 and was a team captain and All-SEC guard in 1994
- Twitter: @CooperMays | IG: coop.mays
 >> Full profile on Media Guide Page 91

CAREER STATS

Games Played/Started: 2021: 3/3; 2020: 10/2
Career: 13/5



JAYLEN McCOLLOUGH

DB • 6-0 • 205 • Jr.
Austell, Ga.

22

CAREER HONORS

- PFF College Nat'l Def. Team of the Week (12/12/20)
- 2019 PFF College All-Freshman Team (HM)
- PFF College SEC Def. Team of the Week (11/4/19)

CAREER

- Veteran starting safety who is one of Tennessee's defensive leaders
- Played in 31 games and made 22 starts
- Has played in every game since his true freshman season at Tennessee

2021

- Tallied three interceptions this season, which is tied for second in the SEC
- Started at safety and forced the first fumble of his career at #4 Alabama (10/23), nearly changing the flow of the game as he stripped Bama QB Bryce Young as he reached for the goaline, but it was ruled that Young recovered the fumble for a TD
- Made three solo tackles in a start at safety against #13 Ole Miss (10/16)
- Intercepted a pass in the end zone against South Carolina (10/9) in the first quarter and made three tackles in his 20th career start
- Became the first Vol since current Seattle Seahawk Nigel Warrior to have INTs in back-to-back games
- Recorded his second interception of the season and made four tackles in win at Mizzou (10/2)
- Had an impressive day at #11 Florida (9/25) putting up six tackles, 0.5 TFL, one PBU and one QBH
- Had a career day against Tennessee Tech (9/18), making his first career interception and defending

three passes while registering two tackles. Returned interception 16 yards that set up a UT TD

- Had five tackles vs. Pitt (9/11) after starting at safety. Also recorded a TFL for the second straight game
- Started at safety in season opener against Bowling Green (9/2), recording four tackles and a TFL

NOTABLE

- Majoring in communications studies
- Nickname is "Tank"
- Father, Eriles, played football at Jacksonville State
- Twitter: @Jay_Mccollough2 | IG: @Jay_Mccollough2
 >> Full profile on Media Guide Page 92

CAREER HIGHS

Tackles	11 vs. Texas A&M, 12/19/20
Tackles for Loss	1.0 (7x), last vs. Pitt, 9/11/21
Sacks	1 at Alabama, 10/19/19
Forced Fumbles	1 at Alabama, 10/23/21
Interceptions	1 (3x), last vs. South Carolina, 10/9/21
Passes Defended	3 vs. Tennessee Tech, 9/18/21
QB Hurries	1 at Florida, 9/25/21

CAREER STATS

Defense	GP/GS	UT	AT	TT	Sack	TFL	FF	FR	PD	Int	High Tk
2019	13/6	24	9	33	1-10	3-16	0	0	2	0-0	7-1U
2020	10/8	29	14	43	0-0	2-5-3	0	0	2	0-0	11-TAMU
2021	8/8	23	7	30	0-0	2-5-6	1	0	6	3-45	6-UF
Career	31/22	76	30	106	1-10	8.0-25	1	0	10	3-45	11-TAMU

GAME-BY-GAME

2021 Opp.	U-A-T, Other
*Bowling Green	3-1-4, 1 tfl
*Pitt	2-3-5, 1 tfl
*Tennessee Tech	2-0-2, 1 int, 3 pd
*at Florida	5-1-6, 0.5 tfl, 1 pd, 1 qbh
*at Missouri	3-1-4, 1 int
*South Carolina	2-1-3, 1 int
*Ole Miss	3-0-3
*at Alabama	3-0-3, 1 ff

2020 Opp.	U-A-T, Other
at South Carolina	4-0-4
*Missouri	4-1-5
*at Georgia	2-2-4, 1 pd
*Kentucky	0-3-3
*Alabama	4-2-6, 1 tfl
*at Arkansas	2-1-3, 1 tfl
*at Auburn	0-0-0
*Florida	2-0-2, 1 pd
at Vanderbilt	4-1-5, 0.5 tfl
*Texas A&M	7-4-11

2019 Opp.	U-A-T, Other
Georgia State	0-0-0
BYU	0-0-0
UTC	3-1-4, 1 tfl, 1 pd
at Florida	0-1-1
Georgia	0-0-0
Mississippi State	0-0-0
at Alabama	2-2-4, 1 s, 1 tfl
*South Carolina	4-1-5
*UAB	2-0-2
*at Kentucky	0-1-1
*at Missouri	5-0-5
*Vanderbilt	3-1-4
*Indiana	5-2-7, 1 tfl, 1 pd

* - denotes started



TAMARION McDONALD

DB • 6-2 • 200 • So.
Memphis, Tenn.

12

CAREER

- Instinctive defensive back who can play safety or cornerback and plays a large role on special teams
- Saw plenty of time at safety in the spring of 2021, his first spring with the program
- Played in 14 games with one start in his career

2021

- Had a career-high five tackles, all solo, and a PBU in win at Mizzou (10/2)
- Recorded his first-career interception and TFL in win vs. Tennessee Tech (9/18)
- Tied a career high with two tackles vs. Pitt (9/11), both coming on special teams
- Saw action in season opener against Bowling Green (9/2), recording one tackle on special teams

NOTABLE

- Studying the health & human services exploratory track
- 2019 Tennessee Class 6A All-State Team
- High school teammate with fellow class of 2020 signee Bryson Eason at Whitehaven High School
- Twitter: @tjadadonn | IG: @tjadadonn
 >> Full profile on Media Guide Page 93

CAREER HIGHS

Tackles	5 at Missouri, 10/2/21
Tackles for Loss	1.0 vs. Tennessee Tech, 9/18/21
Interceptions	1 vs. Tennessee Tech, 9/18/21
Passes Defended	1 (3x), last at Missouri, 10/2/21

CAREER STATS

Defense	GP/GS	UT	AT	TT	Sack	TFL	FF	FR	PD	Int	High Tk
2020	7/1	5	6	11	0-0	0-0	0	0	1	0-0	2(4x)
2021	7/0	8	1	9	0-0	1-1	0	0	2	1-4	5-MU
Career	14/1	13	7	20	0-0	1-1	0	0	3	1-4	5-MU

GAME-BY-GAME

2021 Opp.	U-A-T, Other
Bowling Green	1-0-1
Pitt	1-1-2
Tennessee Tech	1-0-1, 1 int, 1 tfl
at Florida	0-0-0
at Missouri	5-0-5
South Carolina	DNP
Ole Miss	0-0-0
at Alabama	0-0-0

2020 Opp.	U-A-T, Other
Kentucky	0-1-1
Alabama	1-1-2
at Arkansas	1-1-2
at Auburn	1-1-2
Florida	0-1-1
*at Vanderbilt	2-0-2, 1 pd
Texas A&M	0-1-1

* - denotes started



CHASE McGRATH

PK • 6-0 • 195 • R-Sr.
Newport Beach, Calif.



40

CAREER HONORS

- 2021 Lou Groza Award Watch List
- 2019 All-Pac-12 Honorable Mention

CAREER

- Graduate transfer placekicker from Southern Cal
- Was the starting kicker at USC for three seasons and overcame a knee injury sustained in 2018
- Has connected on 40-of-52 field goals (76.9 percent) during his career, including a career-long make of 52 yards (2019 at USC)
- Is 8-of-10 on field goals and 38-of-38 on PATs at UT
- Was 118-of-119 in PATs at USC and is 156-of-157 for his career, having made 108 in a row

2021

- Drilled his only FG attempt of the game at #4 Alabama (10/23), a 32-yarder. Also made three PATs
- Connected from 39 yards out at the end of the first half, and narrowly missed right from 49 vs. #13 Ole Miss (10/16). Made three extra points
- Drilled his only field goal of the game against South Carolina (10/9), a 25-yarder as the clock expired in the first half. Made six PATs
- Made two field goals from 25 and 27 yards out while drilling a career high eight PATs in the win over



2019 Opp.	Comp	Att	TD	INT	Pct.	Yards	Lg	Run	Yds	TD	Lg
Middle Tenn.	0	1	0	0	0.0	0	0	1	9	0	9
at Wisconsin	0	2	0	1	0.0	0	0	2	6	0	6
Rutgers	3	4	1	0	75.0	59	29	2	1	1	1
Notre Dame	0	0	0	0	0.0	0	0	0	0	0	0

2018 Opp.	Comp	Att	TD	INT	Pct.	Yards	Lg	Run	Yds	TD	Lg
Wisconsin	0	0	0	0	0.0	0	0	2	22	0	23
at Rutgers	0	0	0	0	0.0	0	0	3	-6	0	2
at Ohio State	2	3	0	1	66.7	45	43	1	4	1	4
vs. Florida	1	1	0	0	100.0	13	13	1	11	0	11

* - denotes started



WILLIAM MOHAN
LB • 6-2 • 210 • R-Fr.
Brooklyn, N.Y.

18

CAREER

- Promising transfer linebacker who hails from Brooklyn, New York
- Played in nine career games
- Enrolled at Tennessee in June 2021 after playing his freshman season at Michigan
- Will have four seasons of remaining eligibility with the Vols, including his COVID-19 exempt year
- Reunites with linebacker coach Brian Jean-Mary, who joined the UT staff from Michigan in the spring

2021

- Made one tackle at #11 Florida (9/25)
- Played as a reserve linebacker and on special teams against Tennessee Tech (9/18), making three tackles
- Had one tackle on kickoff coverage against Pitt (9/11)
- Played a major role on special teams, totaling four tackles in his UT debut during season-opening win over Bowling Green (9/2)

NOTABLE

- Majoring in English
- Goes by "Apache"
- Favorite food is mac and cheese
- Favorite sport other than football is basketball
- Twitter: @William_Apache8 | IG: @apachewm02
- >> Full profile on Media Guide Page 98

CAREER HIGHS

Tackles 4 vs. Bowling Green, 9/2/21

CAREER STATS

Defense	GP/GS	UT	AT	TT	Sack	TFL	FF	FR	PD	Int	High Tk
2020*	1/0	0	1	1	0-0	0-0	0	0	0	0-0	1-MN
2021	6/0	6	3	9	0-0	0-0	0	0	0	0-0	4-BG
at UM	1/0	0	1	1	0-0	0-0	0	0	0	0-0	1-MN
at UT	8/0	6	3	9	0-0	0-0	0	0	0	0-0	4-BG
Career	9/0	6	4	10	0-0	0-0	0	0	0	0-0	4-BG

* - at Michigan

GAME-BY-GAME

2021 Opp.	U-A-T, Other
Bowling Green	3-1-4
Pitt	0-1-1
Tennessee Tech	3-0-3
at Florida	0-1-1
at Missouri	0-0-0
South Carolina	0-0-0
Ole Miss	0-0-0
at Alabama	0-0-0

2020 Opp.	U-A-T, Other
at Minnesota	0-1-1



SOLON PAGE III
LB • 6-2 • 223 • R-Sr.
Atlanta, Ga.

38

First name pronounced SOUL-in

CAREER HONORS

- 2019 Fall SEC Academic Honor Roll
- 2017 First-Year SEC Academic Honor Roll

CAREER

- Fifth-year linebacker has made his presence felt on the Tennessee defense
- Played in 17 games and made two starts in career

2021

- Posted a pair of tackles against #4 Alabama (10/23)
- Had three tackles and a PBU vs. #13 Ole Miss (10/16)
- Tied a career-high with six tackles in the win over South Carolina (10/9) and made 0.5 TFLs
- Started and made three tackles in win at Mizzou (10/2)
- Made three tackles, including his second TFL of the season, against #11 Florida (9/25)
- Returned his first career interception for a touchdown (31 yards) vs. Tennessee Tech (9/18) and made three tackles
- Made his first-career start and recorded six stops against Pitt (9/11). Also had a TFL
- Recorded three tackles in season-opening win against Bowling Green (9/2)

NOTABLE

- Majoring in recreation and sport management
- Twitter: @SolonPage | IG: @_almvghtyso
- >> Full profile on Media Guide Page 99

CAREER HIGHS

Tackles	6 (2x), last vs. South Carolina, 10/9/21
Tackles for Loss	1.0 (2x), last at Florida, 9/25/21
Interceptions	1 vs. Tennessee Tech, 9/18/21
Touchdowns	1 (INT Return) vs. Tennessee Tech, 9/18/21

CAREER STATS


Defense	GP/GS	UT	AT	TT	Sack	TFL	FF	FR	PD	Int	High Tk
2017											DNP - Redshirted
2018	1/0	0	0	0	0-0	0-0	0	0	0	0-0	N/A
2019	5/0	5	2	7	0-0	0-0	0	0	0	0-0	4-UAB
2020	3/0	0	1	1	0-0	0.5-0	0	0	0	0-0	1-UA
2021	8/2	11	18	29	0-0	2.5-7	0	0	2	1-31	6(2x)
Career	17/2	16	21	37	0-0	3.0-7	0	0	2	1-31	6(2x)

GAME-BY-GAME

2021 Opp.	U-A-T, Other
Bowling Green	0-3-3
*Pitt	3-3-6, 1 tfl
Tennessee Tech	0-3-3, 1 int, 1 td
at Florida	1-2-3, 1 tfl
*at Missouri	3-0-3
South Carolina	1-5-6, 0.5 tfl
Ole Miss	3-0-3, 1 pd
at Alabama	0-2-2
2020 Opp.	U-A-T, Other
Kentucky	0-0-0
Alabama	0-1-1, 0.5 tfl
at Vanderbilt	0-0-0
2019 Opp.	U-A-T, Other
Mississippi State	0-1-1
at Alabama	0-0-0
UAB	3-1-4
Vanderbilt	2-0-2
vs. Indiana	0-0-0

2018 Opp.	U-A-T, Other
Missouri	0-0-0

* - denotes started



JAVONTA PAYTON
WR • 6-1 • 180 • Sr.
Nashville, Tenn.

3

First name pronounced ja-VON-tay

CAREER

- Graduate transfer from Mississippi State who returns to his home state
- A versatile, big-play wide receiver who is no stranger to the SEC
- Played in 30 games with 13 starts in his career
- MSU's top special teams tackler with 20 in two seasons
- Wearing SEC grad patch after earning his bachelor's degree from Mississippi State in Dec. 2020
- Enrolled at Tennessee in June 2021 and has one year of eligibility with the Vols

2021

- Has started all eight games this season and leads the Vols with five receiving touchdowns, a mark that ranks fifth in the SEC
- Put UT ahead 14-7 in the first quarter at #4 Alabama (10/23), catching the ball in the middle of the field and speeding past the secondary for a 57-yard TD. Finished the game with two catches for 59 yards
- Hauled in a 39-yard TD reception midway through the first quarter vs. South Carolina (10/9)
- Became the first Vol WR since Josh Malone in 2016 to score receiving TDs in four straight games
- Hauled in a touchdown for the third consecutive week with a 35-yard grab at Mizzou (10/2)
- Caught a 75-yard touchdown at #11 Florida (9/25) on a fly route down the left sideline, the longest reception by a Vol since 2015, and led all players with 82 yards receiving in the game
- Hauled in first TD catch as a Vol vs. Tennessee Tech (9/18), capping a 25-second scoring drive early in the first quarter with a spectacular 29-yard grab
- Made second straight start at WR vs. Pitt (9/11)
- Cracked the starting lineup in his UT debut, hauling in a pair of receptions on back-to-back plays for 14 yards vs. Bowling Green (9/2)

NOTABLE

- Earned his undergraduate degree from Mississippi State in communications in Dec. 2020
- Oldest of 12 siblings
- Godbrothers, Nantambu-Akil Fentress (Miami) and Kiambu Fentress (Vanderbilt) played football and baseball, respectively
- Twitter: @_Payton0 | IG: @thalegend
- >> Full profile on Media Guide Page 101

CAREER HIGHS

Receptions	6 at LSU, 9/26/20
Receiving Yards	122 at LSU, 9/26/20
Receiving TDs	1 (6x), last at Alabama, 10/23/21
Long Reception	75 at Florida, 9/25/21
Rushes	1 at Tennessee, 10/12/19
Rushing Yards	11 at Tennessee, 10/12/19
Long Rush	11 at Tennessee, 10/12/19
Kickoff Returns	4 at Alabama, 10/31/20
Kickoff Return Yards	72 at Alabama, 10/31/20
Long Kickoff Return	26 vs. Arkansas, 10/3/20
Tackles	3 vs. Abilene Christian, 11/23/19

CAREER STATS

Receiving	GP/GS	No	Yds	Avg	Per/G	TD	Long	High Yd
2019*	13/2	9	147	16.3	11.3	0	34-ACU	39-UL
2020*	9/3	19	225	11.8	25.0	1	34-LSU	122-LSU
2021	8/8	12	287	23.9	35.9	5	75-UF	82-UF
at MSU	22/5	28	372	13.3	16.9	1	34-(2x)	122-LSU
at UT	8/8	12	287	23.9	35.9	5	75-UF	82-UF
Career	30/13	40	659	16.5	22.0	6	75-UF	122-LSU

Rushing	GP/GS	No	Yds	Avg	Per/G	TD	Long	High Yd
2019*	13/2	1	11	11.0	0.8	0	11-UT	11-UT
2020*	9/3	0	0	0.0	0.0	0	--	--
2021	8/8	0	0	0.0	0.0	0	--	--
at MSU	22/5	1	11	11.0	0.5	0	11-UT	11-UT
at UT	8/8	0	0	0.0	0.0	0	--	--
Career	30/13	1	11	11.0	0.4	0	11-UT	11-UT



Kick Returns	No	Yds	Avg	Per/G	TD	Long	High Yd
2019*	4	82	20.5	6.3	0	24-(2x)	40-KSU
2020*	6	121	20.2	13.4	0	26-ARK	72-UA
2021	0	0	0.0	0.0	0	--	--
at MSU	10	203	20.3	9.2	0	26-ARK	72-UA
at UT	0	0	0.0	0.0	0	--	--
Career	10	203	20.3	6.8	0	26-ARK	72-UA

Defense	GP/GS	UT	AT	TT	Sack	TFL	FF	FR	PD	Int	High Tk
2019*	13/2	8	7	15	0-0	0-0	0	0	0	0	3-ACU
2020*	9/3	5	0	5	0-0	0-0	0	0	0	0	1(5x)
2021	8/8	0	0	0	0-0	0-0	0	0	0	0	--
at MSU	22/5	13	7	20	0-0	0-0	0	0	0	0	3-ACU
at UT	8/8	0	0	0	0-0	0-0	0	0	0	0	--
Career	30/13	13	7	20	0-0	0-0	0	0	0	0	3-ACU

* - at Mississippi State

GAME-BY-GAME

2021 Opp.	Rec-Yds-TD, Lg
*Bowling Green	2-14-0, 10
*Pitt	0-0-0, 0
*Tennessee Tech	3-46-1, 29
*at Florida	2-82-1, 75
*at Missouri	1-35-1, 35
*South Carolina	1-39-1, 39
*Ole Miss	1-12-0, 12
*at Alabama	2-59-1, 57

2020 Opp.	Rec-Yds-TD, Lg	Kick Returns	U-A-T
at LSU	6-122-0, 34	0-0-0	0-0-0
*Arkansas	2-23-1, 17	2-49-0, 26	1-0-1
*at Kentucky	5-34-0, 10	0-0-0	1-0-1
*Texas A&M	2-9-0, 5	0-0-0	0-0-0
at Alabama	2-16-0, 8	4-72-0	1-0-1
Vanderbilt	0-0-0	0-0-0	0-0-0
at Georgia	2-21-0, 17	0-0-0	0-0-0
at Ole Miss	0-0-0	0-0-0	1-0-1
vs. Tulsa	0-0-0	0-0-0	1-0-1

2019 Opp.	Rec-Yds-TD, Lg	Kick Returns	U-A-T
at Louisiana	1-9-0, 9	0-0-0	1-0-1
Southern Miss	1-10-0, 10	0-0-0	0-1-1
Kansas St.	0-0-0	2-40-0, 24	0-1-1
Kentucky	2-14-0, 13	0-0-0	0-0-0
at Auburn	1-30-0, 30	1-16-0, 16	0-1-1
at Tennessee	0-0-0	0-0-0	0-0-0
LSU	0-0-0	0-0-0	1-0-1
at Texas A&M	0-0-0	0-0-0	0-1-1
at Arkansas	0-0-0	0-0-0	1-0-1
Alabama	0-0-0	0-0-0	1-0-1
Abilene Ch.	1-34-0, 34	0-0-0	2-1-3
*Ole Miss	1-11-0, 11	0-0-0	1-1-2
*vs. Louisville	2-39-0, 27	1-26-0, 26	1-1-2

* - denotes started



MATTHEW SALANSKY **47**

LS • 5-11 • 245 • R-So.
Morristown, Tenn.

Last name pronounced suh-LAN-ski

CAREER

- Tennessee's starting long snapper
- A walk-on who has played in 18 games and comes from a family history of Vols

2021

- Tallied 11 snaps (7 punts, 3 PATs, 1 FG) for the second week in a row at #4 Alabama (10/23)
- Had 11 snaps on six punts, three PATs and two field goals vs. #13 Ole Miss (10/16)
- Made a season-high 12 snaps (5 punts, 6 PATs, 1 FG) in the win over South Carolina (10/9)
- Snapped on 10 successful kicks (2 FG, 8 PAT) in UT's resounding 62-24 victory at Mizzou (10/2)
- Had nine snaps at Florida (9/25) and recorded his first tackle of the season on punt coverage
- Snapped 11 times (7 PATs, 4 punts) in UT's 56-0 shutout win over Tennessee Tech (9/18)
- Successfully snapped the ball on four punts, two field goals and four PATs vs. Pitt (9/11)

- Converted successful snaps on three punts, five extra points and one field goal in UT's season-opening victory over Bowling Green (9/2)

NOTABLE

- Majoring in pre-professional programs
 - Uncle, Casey Woods, lettered at wide receiver and was a specialist holder for the Vols from 2005-07
 - Both his brother and mother graduated from UT
 - Favorite foods are breakfast foods, including steak, eggs, pancakes and biscuits
 - Favorite TV show is "The Office"
 - Place he would most like to visit is Germany
 - Favorite sport other than football is rugby
 - Owens his own mowing business
 - Twitter: @mattesalansky | IG: @matte_sal_28
- >> Full profile on Media Guide Page 104

CAREER STATS

Games Played: 2021: 8; 2020: 10; 2019: 0
Career: 18



ELIJAH SIMMONS **51**

DL • 6-2 • 350 • R-So.
Memphis, Tenn.

CAREER

- Strong and imposing interior defensive lineman with incredible athleticism for his size
- Has seen action in 18 games and made six starts during his career, including the first four games of the 2021 campaign
- Saw increased role in 2020, becoming a consistent contributor in the defensive line rotation

2021

- Has missed the last three games (10/9 vs. South Carolina, 10/16 vs. Ole Miss, 10/23 at #4 Alabama) due to injury
- Set a career-high with one TFL at Mizzou (10/2)
- Notched his first career half-tackle for loss and quarterback hurry on back-to-back plays in the fourth quarter at #11 Florida (9/25)
- Made third-straight start at defensive tackle vs. Tennessee Tech (9/18), helping limit the Golden Eagles to 35 yards rushing
- Started and made three tackles vs. Pitt (9/11)
- Started at DT in season opener vs. Bowling Green (9/2), logging one pass breakup in the first quarter

NOTABLE

- Majoring in communication studies
 - Video of him dunking a basketball and then making a full court shot went "viral" in the spring of 2019
 - Appeared on stage at the 2019 NFL Draft in Nashville as one of the city's top high school players
 - Is also a talented singer
 - Twitter: @901_hollywood_e | IG: @901_hollywood_e
- >> Full profile on Media Guide Page 105

CAREER HIGHS

Tackles	4 at Georgia, 10/10/20
Tackles For Loss	1 at Missouri, 10/2/21
Quarterback Hurries	1 at Florida, 9/25/21
Passes Defended	1 (2x), last vs. Bowling Green, 9/2/21

CAREER STATS

Defense	GP/GS	UT	AT	TT	Sack	TFL	FF	FR	PD	QBH	High Tk
2019	3/0	0	0	0	0-0	0-0	0	0	0	0	--
2020	10/2	2	8	10	0-0	0-0	0	0	1	0	4-UGA
2021	5/4	2	4	6	0-0	15-2	0	0	1	1	3-PITT
Career	18/6	4	12	16	0-0	15-2	0	0	2	1	4-UGA

GAME-BY-GAME

2021 Opp.	U-A-T, Other
*Bowling Green	0-0-0, 1 pd
*Pitt	1-2-3
*Tennessee Tech	0-0-0
*at Florida	0-2-2, 0.5 tfl, 1 qbh
at Missouri	1-0-1, 1 tfl
South Carolina	DNP - Injury

Ole Miss	DNP - Injury
at Alabama	DNP - Injury

2020 Opp.

	U-A-T, Other
*at S. Carolina	1-0-1
*Missouri	0-1-1
at Georgia	0-4-4
Kentucky	0-1-1
Alabama	0-0-0, 1 pd
at Arkansas	1-1-2
at Auburn	0-1-1
Florida	0-0-0
at Vanderbilt	0-0-0
Texas A&M	0-0-0

2019 Opp.

	U-A-T, Other
UTC	0-0-0
at Kentucky	0-0-0
at Missouri	0-0-0

* - denotes started



DONEIKO SLAUGHTER **0**

DB • 6-0 • 190 • So.
Roswell, Ga.

CAREER HONORS

- 2020 SEC First-Year Academic Honor Roll

CAREER

- Physical and versatile defensive back who can play nickel, safety or cornerback
- Played in 16 games and made one start in career

2021

- Returned from injury at #4 Alabama (10/23) and posted a career-high tying three tackles and 1.0 TFL
- Did not see action vs. South Carolina (10/9) or Ole Miss (10/16) due to injury
- Tied career highs in tackles (3) and TFLs (1.0) while also recording his first-career quarterback hurry in win at Mizzou (10/2)
- Recorded two tackles and a sack in shutout win vs. Tennessee Tech (9/18)
- Tied career-high with three tackles vs. Pitt (9/11)
- Season debut came vs. Bowling Green (9/2), primarily seeing action on special teams

NOTABLE

- Majoring in recreation and sport management
 - Nickname is "Neiko"
 - Has six brothers
 - Favorite movie is "The Avengers"
 - Favorite musical artist is Lil Baby
 - Favorite food is shrimp pasta
 - Favorite TV show is "Family Guy"
 - Place would most like to visit is Hawaii
 - Twitter: @NeikoSlaughter | IG: @neiko_slaughter
- >> Full profile on Media Guide Page 106

CAREER HIGHS

Tackles	3 (5x), last at Alabama, 10/23/21
Tackles For Loss	1.0 (4x), last at Alabama, 10/23/21
Sacks	1.0 (2x), last vs. Tennessee Tech, 9/18/21
Quarterback Hurries	1 at Missouri, 10/2/21

CAREER STATS

Defense	GP/GS	UT	AT	TT	Sack	TFL	FF	FR	PD	Int	High Tk
2020	10/1	4	4	8	1-8	1-8	0	0	0	0	3(2x)
2021	6/0	8	3	11	1-8	3-20	0	0	0	0	3(3x)
Career	16/1	12	7	19	2-16	4-28	0	0	0	0	3(5x)

GAME-BY-GAME

2021 Opp.	U-A-T, Other
Bowling Green	0-0-0
Pitt	1-2-3
Tennessee Tech	2-0-2, 1 s, 1 tfl
at Florida	0-0-0
at Missouri	2-1-3, 1 tfl, 1 qbh
South Carolina	DNP - Injury
Ole Miss	DNP - Injury
at Alabama	3-0-3, 1 tfl

2020 Opp.	U-A-T, Other
*at South Carolina	2-1-3, 1 tfl, 1 s
Missouri	0-0-0
at Georgia	0-0-0
Kentucky	1-2-3
Alabama	1-1-2
at Arkansas	0-0-0
at Auburn	0-0-0
Florida	0-0-0
at Vanderbilt	0-0-0
Texas A&M	0-0-0

* - denotes started



JABARI SMALL
RB • 5-11 • 206 • So.
Memphis, Tenn.

2

CAREER HONORS

- 2021 Doak Walker Award Watch List
- 2020 SEC First-Year Academic Honor Roll

CAREER

- Promising sophomore running back who has earned a starting role for the 2021 campaign
- Comes from a family pedigree of SEC players, including his father and All-SEC uncles
- Arrived at UT after a heralded prep career in Memphis and is coached by Memphis native Jerry Mack in 2021
- Played in 16 games and made six starts in career

2021

- Made his sixth start of the season at #4 Alabama (10/23) and set career-highs with four receptions and 39 receiving yards
- Rushed 21 times for 92 yards, including a career-long 26-yard run vs. #13 Ole Miss (10/16). Scored first TD in SEC play from one yard out on UT's first drive of the second half
- Did not see action vs. South Carolina (10/9) due to injury
- Had three carries for 38 yards, including a career-long 21-yard rush in limited action at Mizzou (10/2)
- Logged 11 carries for a team-high 59 yards and had a career-long 22-yard reception at #11 Florida (9/25)
- Plunged into the end zone for a 2-yard score on Tennessee's first play from scrimmage vs. Pitt (9/11)
- Eclipsed the century mark in his first-career start, carrying the ball 22 times for a career-high 117 yards vs. Bowling Green (9/2) while also adding the first touchdown of his collegiate career

NOTABLE

- Father, Eddie, played wide receiver at Ole Miss from 1990-93
 - Uncle, Tony Small, was an All-SEC wide receiver who played at Georgia from 1996-98
 - His other uncle, O.J. Small, was an All-SEC wide receiver who played at Florida from 2000-04 and then played in the NFL
 - Majoring in kinesiology
 - Favorite movie is "Friday Night Lights"
 - Favorite musical artists are Future and Young Thug
 - Favorite food is hot wings
 - Goal after football is to either become a physical therapist or get into real estate with his uncle
 - Twitter: @JMS4_ | IG: @jsmall47
- >> Full profile on Media Guide Page 107

CAREER HIGHS

Rushes	22 vs. Bowling Green, 9/2/21
Rushing Yards	117 vs. Bowling Green, 9/2/21
Rushing Touchdowns	1 (3x), last vs. Ole Miss, 10/16/21
Long Rush	26 vs. Ole Miss, 10/16/21
Receptions	4 at Alabama, 10/23/21
Receiving Yards	39 at Alabama, 10/23/21
Long Reception	22 at Florida, 9/25/21

CAREER STATS

Rushing	GP/GS	No	Yds	Avg	Per/G	TD	Long	High Yd
2020	10/0	26	117	4.5	11.7	0	17-VU	48-VU
2021	6/6	72	332	4.6	55.3	3	26-OM	117-BG
Career	16/6	98	449	4.6	28.1	3	26-OM	117-BG

Receiving	GP/GS	No	Yds	Avg	Per/G	TD	Long	High Yd
2020	10/0	4	24	6.0	2.4	0	9(2x)	14-ARK
2021	6/6	8	75	9.4	12.5	0	22-UF	39-UA
Career	16/6	12	99	8.3	6.2	0	22-UF	39-UA

GAME-BY-GAME

2021 Opp.	Rush-Yds-TD, Lg	Rec-Yds-TD, Lg
*Bowling Green	22-117-1, 17	1-5-0, 5
*Pitt	8-10-1, 4	1-6-0, 6
Tennessee Tech	DNP - Injury	
*at Florida	11-59-0, 16	1-22-0, 22
*at Missouri	3-38-0, 21	0-0-0
South Carolina	DNP - Injury	
*Ole Miss	21-92-1, 26	1-3-0, 3
*at Alabama	7-8-0, 6	4-39-0, 16

2020 Opp.	Rush-Yds-TD, Lg	Rec-Yds-TD, Lg
at South Carolina	0-0-0	0-0-0
Missouri	4-27-0, 15	0-0-0
at Georgia	0-0-0	0-0-0
Kentucky	2-12-0, 10	0-0-0
Alabama	5-8-0, 5	1-1-0, 1
at Arkansas	8-18-0, 7	2-14-0, 9
at Auburn	0-0-0	0-0-0
Florida	0-0-0	0-0-0
Vanderbilt	6-48-0, 17	1-9-0, 9
Texas A&M	1-4-0, 4	0-0-0

* - denotes started



AUBREY SOLOMON
DL • 6-5 • 325 • Sr.
Leesburg, Ga.

98

CAREER

- Physical and experienced defensive lineman playing his third season at Tennessee and fifth overall
- Began his career at Michigan before transferring to Tennessee following the 2018 season
- Played two seasons with the Wolverines after a dominant high school career in Georgia
- Including his time at Michigan, played in 45 career games (26 at Tennessee) and has made 15 starts (all at Tennessee)

2021

- Recorded a pair of tackles at #4 Alabama (10/23)
- Made second appearance of season at #11 Florida (9/25), did not record any stats
- Tied his career-high with six total tackles (3 solo, 3 asst.) in season debut vs. Tennessee Tech (9/18)

NOTABLE

- Majoring in communication studies
 - Was a 5-star prospect and one of the top defensive line recruits in the nation for the Class of 2017
 - Twitter: @AubreySolomon91 | IG: @b1g_br3_
- >> Full profile on Media Guide Page 108

CAREER HIGHS

Tackles	6 (2x), last vs. Tennessee Tech, 9/18/21
Tackles for Loss	1 (5x), last vs. UAB, 11/2/19
Sacks	1 (2x), last vs. UAB, 11/2/19
QB Hurries	1 (2x), last at Vanderbilt, 12/12/20
Fumbles Recovered	1 vs. UAB, 11/2/19

CAREER STATS

Defense	GP/GS	UT	AT	TT	Sack	TFL	FF	FR	QBH	Int	High Tk
2017*	13/3	6	12	18	0-0	2-5	0	0	0	0	4-WIS
2018*	5/0	0	6	6	0-0	0-0	0	0	0	0	4-IU
2019	12/9	10	18	28	2-11	3-13	0	1	1	0	6-GSU
2020	10/6	7	10	17	0-0	0-0	0	0	1	0	3(3x)
2021	4/0	4	4	8	0-0	0-5-1	0	0	0	0	6-TTU
at UM	18/3	6	18	24	0-0	2-5	0	0	0	0	4(2x)
at UT	26/15	21	32	53	2-11	3.5-14	0	1	2	0	6(2x)
Career	44/18	27	50	77	2-11	5.5-19	0	1	2	0	6(2x)

* - at Michigan

GAME-BY-GAME

2021 Opp.	U-A-T, Other
Bowling Green	DNP
Pitt	DNP
Tennessee Tech	3-3-6, 0.5 tfl
at Florida	0-0-0
at Missouri	0-0-0
South Carolina	DNP
Ole Miss	DNP
at Alabama	1-1-2

2020 Opp.	U-A-T, Other
at S. Carolina	0-0-0
Missouri	0-1-1
*at Georgia	1-2-3
*Kentucky	0-3-3
*Alabama	2-0-2
*at Arkansas	2-1-3
*at Auburn	0-1-1
*Florida	1-1-2
at Vanderbilt	0-0-0, 1 qbh
Texas A&M	1-1-2

2019 Opp.	U-A-T, Other
*Georgia State	1-5-6, 1 qbh
*BYU	0-2-2
*UTC	0-2-2
*at Florida	1-1-2, 1 tfl
*Georgia	0-1-1
Mississippi St.	1-0-1, 1 s, 1 tfl
at Alabama	1-2-3
*S. Carolina	1-1-2
*UAB	2-2-4, 1 s, 1 tfl, 1 fr
*at Kentucky	2-2-4
*at Missouri	0-0-0
vs. Indiana	1-0-1

2018 Opp.	U-A-T, Other
at Notre Dame	0-0-0
Wisconsin	0-0-0
at Michigan State	0-2-2
Penn State	0-0-0
Indiana	0-4-4

2017 Opp.	U-A-T, Other
vs. Florida	0-0-0
Cincinnati	0-2-2, 0.5 tfl
Air Force	0-0-0
at Purdue	1-1-2
Michigan State	0-0-0
at Indiana	1-0-1
at Penn State	0-2-2
*Rutgers	2-1-3, 0.5 tfl
*Minnesota	1-1-2
at Maryland	0-1-1
*at Wisconsin	1-3-4, 1 tfl
vs. South Carolina	0-1-1

* - denotes started



JAVONTEZ SPRAGGINS
OL • 6-3 • 320 • So.
East St. Louis, Ill.

76

Name pronounced juh-VAWN-tez SPRAG-gins

CAREER HONORS

- 2020 SEC First-Year Academic Honor Roll

CAREER

- Powerful offensive guard in midst of a promising sophomore campaign
- Played in 16 games with nine starts in career, including all eight games of the 2021 campaign at right guard

2021

- Has started every game and played 562 offensive snaps this season
- Saw action for 57 snaps at #4 Alabama (10/23)
- Played 82 penalty-free snaps at right guard vs. #13 Ole Miss (10/16). Did not allow a sack for the fifth consecutive week and helped the Vols compile 467 yards of total offense
- Saw action for 66 snaps at right guard vs. South Carolina (10/9) and did not allow a sack while helping UT rack up 472 yards of total offense

- Played 76 snaps while helping Vols pile up 683 yards of total offense, including an incredible 458 rushing yards (third most in program history) in win at Mizzou (10/2)
- In 68 snaps at right guard at #11 Florida (9/25), did not allow a sack or commit a penalty as UT gained 423 yards of total offense
- Played 53 snaps at right guard in his third consecutive start vs. Tennessee Tech (9/18), helping UT rush for 202 yards
- Made his second consecutive start at right guard vs. Pitt (9/11)
- Started at right guard in the season opener vs. Bowling Green (9/2), opening holes for the Vols to rack up 331 yards and four touchdowns on the ground. Played 86 snaps and did not allow any pressure or penalties

NOTABLE

- Major is undecided
 - Was the 12th ranked center prospect in the country by 247 composite rankings
 - Helped lead East St. Louis High School to an Illinois Class 6A State Championship in 2019
 - Anchored an offensive line that scored a school-record 104 touchdowns in 2019
 - Twitter: @j_spraggins76 | IG: @javontez_spraggins
- >> Full profile on Media Guide Page 109

CAREER STATS

Games Played/Started: 2021: 8/8; 2020: 8/1
Career: 16/9



ALONTAE TAYLOR
DB • 6-0 • 195 • Sr.
Manchester, Tenn.

2

First name pronounced uh-LAWN-tay

CAREER HONORS

- 2021 Preseason All-SEC Third Team (Coaches & Media)
- 2020-21 SEC Football Leadership Council Vice Chair
- 2020 Fall SEC Academic Honor Roll
- 2019 Fall SEC Academic Honor Roll

CAREER

- One of the defensive leaders for the Vols on and off the field
- Lockdown cornerback who has played in 41 career games with 27 starts
- Began his career as a wide receiver before moving to corner during the fall of 2018
- Selected to the SEC Football Leadership Council in 2020 where he is in his second term as vice chair
- Notched three interceptions, 17 passes defended, three forced fumbles and 138 total tackles (99 solo)

2021

- Logged six tackles and made his first TFL of the season at #4 Alabama (10/23)
- Posted a career-high eight tackles and logged one PBU vs. #13 Ole Miss (10/16)
- Had a career-high three PBUs, intercepted a pass in the end zone on a two-point conversion and logged two tackles in win vs. South Carolina (10/9)
- Recorded three unassisted tackles at Missouri (10/2)
- Tallied six tackles at #11 Florida (9/25) and forced a fumble late in the first half to end a promising Gators drive
- Nabbed his first interception of the season vs. Tennessee Tech (9/18) and returned it 29 yards down the sideline. Also had two tackles and a PBU
- Logged three tackles in his second straight start at corner vs. Pitt (9/11)
- Started the season opener vs. Bowling Green (9/2) at corner, finishing second on the team with six total tackles

NOTABLE

- Majoring in communication studies
 - Serves as the Vice Chairman for the SEC Football Leadership Council after being voted into the position by his peers in February 2020
 - Was instrumental as a student voice in helping the SEC return to play during the COVID-19 pandemic
 - Primarily played quarterback in high school and intended to play wide receiver at Tennessee before moving to corner during 2018 fall camp
 - Says his late grandmother, Ginger Irene Burnett Reese, is his biggest motivator
 - Grew up playing baseball, basketball and football but focused solely on football after his freshman year of high school
 - Has a dream to visit Africa
 - Originally from Winchester, Tennessee, but moved to Manchester in fourth grade (about 30 minutes apart)
 - Twitter: @taeetaylor | IG: @alontaeetaylor
- >> Full profile on Media Guide Pages 110

CAREER HIGHS

Tackles	8 vs. Ole Miss, 10/16/21
Tackles for Loss	1.0 (5x), last at Alabama, 10/23/21
Sacks	0.5 at Missouri, 11/23/19
Quarterback Hurries	1 at Missouri, 11/23/19
Interceptions	1 (3x), last vs. Tennessee Tech, 9/18/21
Passes Defended	3 vs. South Carolina, 10/9/21
Forced Fumbles	1 (3x), last at Florida, 9/25/21
Blocked Kicks	1 (punt) vs. West Virginia, 9/1/18
Touchdowns	1 (fumble recovery) at Auburn, 10/13/18

CAREER STATS

Defense	GP/GS	UT	AT	TT	Sack	TFL	FF	FR	PD	Int	High Tk
2018	12/8	28	12	40	0-0	1-2	2	0	2	0	7-(2x)
2019	13/6	24	9	33	0.5-7	1-8	0	0	4	1	5-MSU
2020	8/5	22	7	29	0-0	2-8	0	0	5	1	6-SCAR
2021	8/8	25	11	36	0-0	1-2	1	0	6	1	8-OM
Career	41/27	99	39	138	0.5-7	5-20	3	0	17	3	8-OM

GAME-BY-GAME

2021 Opp.	U-A-T, Other
*Bowling Green	4-2-6
*Pitt	2-1-3
*Tennessee Tech	2-0-2, 1 int, 2 pd
*at Florida	5-1-6, 1 ff
*at Missouri	3-0-3
*South Carolina	0-2-2, 3 pd
*Ole Miss	4-4-8, 1 pd
*at Alabama	5-1-6, 1 tfl

2020 Opp.	U-A-T, Other
*at South Carolina	5-1-6, 1 tfl, 1 pd
*Missouri	3-1-4
*at Georgia	1-1-2
Alabama	4-1-5, 1 pd
at Auburn	1-0-1
Florida	3-1-4, 1 pd
*at Vanderbilt	1-1-2, 1 pd
*Texas A&M	4-1-5, 1 tfl, 1 int, 1 pd

2019 Opp.	U-A-T, Other
*Georgia State	2-1-3, 1 pd
*BYU	1-1-2, 1 pd
UTC	1-1-2
at Florida	0-0-0, 1 int, 1 pd
Georgia	3-0-3
Mississippi State	2-3-5, 0.5 tfl
at Alabama	1-1-2
South Carolina	4-0-4
UAB	0-0-0
*at Kentucky	2-0-2
*at Missouri	3-1-4, 0.5 s, 0.5 tfl
*Vanderbilt	3-1-4
*vs. Indiana	2-0-2, 1 pd

2018 Opp.	U-A-T, Other
*vs. West Virginia	3-1-4, 1 blk
ETSU	1-0-1, 1 pd
UTEP	1-0-1
*Florida	2-2-4, 1-2 tfl, 1 ff
*at Georgia	3-1-4
*at Auburn	2-5-7, 1 ff, 1 td
Alabama	0-1-1

*at South Carolina	3-0-3, 1 pd
*Charlotte	2-0-2
*Kentucky	2-0-2
*Missouri	5-2-7
at Vanderbilt	4-0-4

* - denotes started



DA'JON TERRY
DL • 6-4 • 325 • R-So.
Meridian, Miss.

95

First name pronounced day-ZHAN

CAREER

- Strong interior transfer defensive lineman who joined the Vols in June 2021
- Played in 17 career games with two starts
- Played two seasons at Kansas prior to coming to UT
- Owns four seasons of eligibility remaining, including his COVID-19 exempt year
- Played in 10 games at Kansas with two starts and tallied 16 tackles and two sacks

2021

- Made a season-high three tackles at #4 Alabama (10/23)
- Played a season-high 35 snaps and logged a solo tackle for the second week in a row vs. #13 Ole Miss (10/16)
- Saw action on 32 defensive snaps vs. South Carolina (10/9), registering one solo tackle
- Returned from injury and recorded one assisted tackle in SEC debut at #11 Florida (9/25)
- Made his Tennessee debut as a reserve DT vs. Bowling Green (9/2), posting two tackles and a sack in the season-opening victory

NOTABLE

- Majoring in communication studies
 - His brother, Eddie, played football at Western Kentucky
 - His cousin, Vick Ballard, was an All-SEC running back at Mississippi State (2011) and spent four seasons with the Indianapolis Colts (2012-15)
 - Models his game after Ndamukong Suh
 - Favorite movie and TV show is "Friday Night Lights"
 - Favorite food is steak and lobster
 - Enjoys drawing
 - Aspires to be a sports agent
 - Twitter: @DaJonTerry1 | IG: @lil_dajon_23
- >> Full profile on Media Guide Pages 111

CAREER HIGHS

Tackles	4 vs. Oklahoma State, 10/3/20
Tackles for Loss	1 (3x), last vs. Bowling Green, 9/2/21
Sacks	1 (3x), last vs. Bowling Green, 9/2/21
Quarterback Hurries	2 vs. Iowa State, 10/31/20

CAREER STATS

Defense	GP/GS	UT	AT	TT	Sack	TFL	FF	FR	QBH	Int	High Tk
2019*	2/0	2	0	2	0-0	0-0	0	0	0	0	1(2x)
2020*	8/2	11	3	14	2-13	2-13	0	0	2	0	4-OKST
2021	5/0	4	1	5	1-6	1-6	0	0	0	0	2-BG
at KU	10/2	13	3	16	2-13	2-13	0	0	2	0	4-OKST
at UT	7/0	7	2	9	1-6	1-6	0	0	0	0	3-UA
Career	17/2	20	5	25	3-19	3-19	0	0	2	0	4-OKST

* - at Kansas

GAME-BY-GAME

2021 Opp.	U-A-T, Other
Bowling Green	2-0-2, 1 tfl, 1 s
Pitt	1-0-1
Tennessee Tech	DNP - Injury
at Florida	0-1-1
at Missouri	0-0-0
South Carolina	1-0-1
Ole Miss	1-0-1
at Alabama	2-1-3

2020 Opp.	U-A-T, Other
Coastal Caro.	0-0-0
Baylor	2-0-2
Oklahoma St.	3-1-4, 1 tfl, 1 s
*West Virginia	1-2-3



Kansas State	1-0-1
*Iowa State	2-0-2, 1 tfl, 1 s, 2 qbh
TCU	1-0-1
Texas Tech	1-0-1

2019 Opp.	U-A-T, Other
Indiana State	1-0-1
Coastal Carolina	1-0-1

* - denotes started



OMARI THOMAS
DL • 6-4 • 316 • So.
Memphis, Tenn.

21

CAREER

- A highly-touted defensive tackle out of Memphis
- In his second year with the program after completing his first spring practice in 2021
- Played in 18 games with two starts in career

2021

- Recorded a safety with his first-career sack vs. #13 Ole Miss (10/16), dropping Rebel QB Matt Corral for a five-yard loss in the end zone. Finished the game with a career-high four tackles and one PBU
- Became the first Vol to record a safety since Derek Barnett vs. Vanderbilt on Nov. 28, 2015
- Started at DT for the second week in a row vs. South Carolina (10/9), finishing the game with one tackle
- Made first-career start (DT) in win at Mizzou (10/2), recording one solo tackle
- Saw action at #11 Florida (9/25), making one tackle
- Matched his career-high with two tackles in UT's 56-0 win over Tennessee Tech (9/18)
- Recorded one assisted tackle vs. Pitt (9/11)
- Made his season debut vs. Bowling Green (9/2) as a reserve interior lineman, logging one pass breakup and one quarterback hurry

NOTABLE

- Majoring in journalism and electronic media
 - Nickname is "Big O"
 - Father played football at Arkansas State
 - Raised money for the Down Syndrome Association of Mid-South, Autism Speaks and the Mowet-Wilson Foundation as a senior in high school
 - Enjoys playing video games and outdoor activities
 - Favorite movie is "Rush Hour"
 - Favorite TV show is "All American"
 - One of his superstitions is to drink a Minute Maid on the day of the game
 - Enjoys listening to people play musical instruments
 - Goal beyond football is to either become a sports broadcaster, an investor or a coach
 - Twitter: @901_sxvxe | IG: @_bigO
- >> Full profile on Media Guide Page 112

CAREER HIGHS

Tackles	4 vs. Ole Miss, 10/16/21
Tackles for Loss	1.0 (2x), last vs. Ole Miss, 10/16/21
Sacks	1 vs. Ole Miss, 10/16/21
Passes Defended	1 (2x), last vs. Ole Miss, 10/16/21
Quarterback Hurries	1 vs. Bowling Green, 9/2/21

CAREER STATS

Defense	GP/GS	UT	AT	TT	Sack	TFL	FF	FR	QBH	PD	High Tk
2020	10/0	7	3	10	0-0	1-2	0	0	0	0	2(3x)
2021	8/2	7	3	10	1-5	1-5	0	0	1	2	4-OM
Career	18/2	14	6	20	1-5	2-7	0	0	1	2	4-OM

GAME-BY-GAME

2021 Opp.	U-A-T, Other
Bowling Green	0-0-0, 1 pd, 1 qbh
Pitt	0-1-1
Tennessee Tech	2-0-2
at Florida	0-1-1
*at Missouri	1-0-1
*South Carolina	1-0-1
Ole Miss	3-1-4, 1 s, 1 tfl, 1 pd, 1 saf
at Alabama	0-0-0

2020 Opp.	U-A-T, Other
at South Carolina	1-0-1
Missouri	1-1-2, 1 tfl
at Georgia	0-1-1
Kentucky	1-0-1
Alabama	0-0-0
at Arkansas	2-0-2
at Auburn	1-0-1
Florida	0-0-0
at Vanderbilt	1-1-2
Texas A&M	0-0-0

*denotes started



CEDRIC TILLMAN
WR • 6-3 • 215 • R-Jr.
Las Vegas, Nev.

4

CAREER HONORS

- 2020 Fall SEC Academic Honor Roll
- 2019 Fall SEC Academic Honor Roll
- 2018 First Year SEC Academic Honor Roll

CAREER

- Big, physical wide receiver who has seen action in 33 games while making 10 starts in his career
- Tremendous hands and has a knack for making highlight reel plays, including a diving touchdown catch that was featured on SportsCenter's Top 10 plays in the 2020 season finale vs. Texas A&M, an acrobatic TD grab to cap UT's 2021 season-opening win over Bowling Green and a breakaway 70-yard touchdown at #4 Alabama
- Was leading receiver in 2021 spring game with five receptions for 67 yards and one game-clinching touchdown

2021

- Hauled in a career-high seven catches and 152 receiving yards at #4 Alabama (10/23), highlighted by a career-long 70-yard TD reception down the right sideline in the fourth quarter
- Had seven receptions for 84 yards vs. #13 Ole Miss (10/16) and caught his third TD of the season on a 16-yard pass from Hendon Hooker in the first quarter
- Had six catches for 59 yards vs. South Carolina (10/9)
- Caught four passes for 73 yards and one touchdown in UT's 62-24 win at Mizzou (10/2). 24-yard TD catch came midway through the third quarter
- Had three receptions at #11 Florida (9/25), finishing the game with 10 yards
- Started the season opener vs. Bowling Green (9/2), capping the 38-6 victory with an acrobatic 40-yard grab in the back of the end zone for UT's final score of the contest. Finished with two catches for 48 yards

NOTABLE

- Majoring in communication studies
 - Father played wide receiver at Alcorn State and was selected in the 11th round of the 1992 NFL Draft
 - Older brother, Jamir, played wide receiver at Navy from 2013-16 and was the squad's leading receiver
 - Mentored by current NFL VFLs Juan Jennings, Marquez Callaway and Josh Palmer and remains close with them
 - Twitter: @Ctillman04 | IG: @tilly2on
- >> Full profile on Media Guide Pages 113

CAREER HIGHS

Receptions	7 (2x), last at Alabama, 10/23/21
Receiving Yards	152 at Alabama, 10/23/21
Long Reception	70 at Alabama, 10/23/21
Receiving TDs	1 (6x), last at Alabama, 10/23/21

CAREER STATS

Receiving	GP/GS	No Yds	Avg	Per/G	TD	Long	High Yd
2018	4/0	1	-3	-3.0	-0.8	0	0
2019	11/0	4	60	15.0	5.5	1	28-UTC
2020	10/2	3	67	22.3	6.7	1	46-A&M
2021	8/8	30	446	14.9	55.8	4	70-UA
Career	33/10	38	570	15.0	17.3	6	70-UA

GAME-BY-GAME

2021 Opp.	Rec-Yds-TD, Lg
*Bowling Green	2-48-1, 40
*Pitt	1-20-0, 20
*Tennessee Tech	0-0-0
*at Florida	3-10-0, 5
*at Missouri	4-73-1, 29
*South Carolina	6-59-0, 20
*Ole Miss	7-84-1, 26
*at Alabama	7-152-1, 70

2020 Opp.	Rec-Yds-TD, Lg
at S. Carolina	0-0-0
Missouri	0-0-0
*at Georgia	1-6-0, 6
Kentucky	0-0-0
Alabama	0-0-0
at Arkansas	0-0-0
at Auburn	0-0-0
Florida	0-0-0
*at Vanderbilt	0-0-0
Texas A&M	2-61-1, 46

2019 Opp.	Rec-Yds-TD, Lg
Georgia State	1-3-0, 3
BYU	0-0-0
UTC	2-38-1, 28
at Florida	0-0-0
Georgia	0-0-0
S. Carolina	1-19-0, 19
UAB	0-0-0
at Kentucky	0-0-0
at Missouri	0-0-0
Vanderbilt	0-0-0
vs. Indiana	0-0-0

2018 Opp.	Rec-Yds-TD, Lg
vs. West Va.	1-(-3)-0, 0
ETSU	0-0-0
Alabama	0-0-0
Charlotte	0-0-0

* - denotes started



CALEB TREMBLAY
DL • 6-5 • 280 • R-Sr.
Napa, Calif.



97

CAREER

- Veteran graduate transfer defensive lineman by way of Southern Cal
- Enrolled at Tennessee in June 2021 and has one season of eligibility
- Played in 26 career games with four starts
- Played three seasons at USC after spending two seasons at American River CC in Sacramento
- Reunited with his former USC teammates in Velus Jones Jr. and Chase McGrath
- At age 25, is one of the oldest players on the team
- Wearing SEC graduate patch this season after earning his bachelor's degree from USC in the summer 2020

2021

- Posted a season-high three tackles and one TFL vs. #13 Ole Miss (10/16)
- Recorded half a TFL for the third consecutive game and fourth time this season in UT's 62-24 win at Mizzou (10/2)
- Logged a pair of assisted tackles, including a half-TFL in his SEC debut at #11 Florida (9/25)
- Had a half tackle for loss in UT's 56-0 shutout win over Tennessee Tech (9/18)
- Notched a solo tackle in his second appearance of the season vs. Pitt (9/11)
- Made Tennessee debut in season opener vs. Bowling Green (9/2) as a reserve, totaling two tackles, 0.5 TFLs and one quarterback hurry

NOTABLE

- Earned his undergraduate degree from Southern Cal in sociology in the summer 2020

- Brother played offensive line at Fresno State from 2013-14
 - Father played defensive tackle at Portland State
 - Models his game after J.J. Watt
 - Favorite food is steak
 - Favorite TV show is "The Office"
 - Bucket list item is to visit Rome
 - Twitter: @ctremblay49 | IG: @ctremblay5
- >> Full profile on Media Guide Pages 114

CAREER HIGHS

Tackles	4 at Colorado, 10/25/19
Tackles for Loss	1.0 (3x), last vs. Ole Miss, 10/16/21
Sacks	1.0 at Colorado, 10/25/19
QB Hurries	1 (2x), last vs. Bowling Green, 9/2/21

CAREER STATS

Defense	GP/GS	UT	AT	TT	Sack	TFL	FF	FR	QBH	Int	High Tk
2018*	3/0	1	1	2	0-0	0-0	0	0	0	0	1-(2x)
2019*	11/2	10	6	16	2-18	3-21	0	0	1	0	4-CU
2020*	4/2	0	3	3	0-0	0.5-2	0	0	0	0	2-ASU
2021	8/0	3	7	10	0-0	3.0-5	0	0	1	0	3-OM
at USC	18/4	11	10	21	2-18	3.5-23	0	0	1	0	4-CU
at UT	8/0	3	7	10	0-0	3.0-5	0	0	1	0	3-OM
Career	26/4	14	17	31	2-18	6.5-28	0	0	2	0	4-CU

* - at Southern Cal

GAME-BY-GAME

2021 Opp.	U-A-T, Other
Bowling Green	0-2-2, 0.5 tfl, 1 qbh
Pitt	1-0-1
Tennessee Tech	0-1-1, 0.5 tfl
at Florida	0-2-2, 0.5 tfl
at Missouri	0-1-1, 0.5 tfl
South Carolina	0-0-0
Ole Miss	2-1-3, 1 tfl
at Alabama	0-0-0

2020 Opp.	U-A-T, Other
*Arizona State	0-2-2, 0.5 tfl
Wash. St.	0-1-1
*UCLA	0-0-0
Oregon	0-0-0

2019 Opp.	U-A-T, Other
Stanford	0-1-1, 0.5 tfl, 0.5 s
at BYU	1-0-1
Utah	2-0-2
at Washington	0-0-0
at Notre Dame	0-2-2
Arizona	1-0-1, 1.0 tfl
*at Colorado	3-1-4, 1.0 tfl, 1.0 s
*Oregon	2-1-3
at Arizona State	0-0-0
at California	1-1-2, 0.5 tfl, 0.5 s, 1 qbh
UCLA	0-0-0

2018 Opp.	U-A-T, Other
UNLV	1-0-1
at Stanford	0-1-0
at Texas	0-0-0

* - denotes started



BRANDON TURNAGE
29
 DB • 6-1 • 186 • R-So.
 Oxford, Miss.

- CAREER HONORS**
- SEC Defensive Player of the Week (10/11/21)

- CAREER**
- Talented defensive back with significant potential
 - Has played in nine career games with one start
 - Transferred to Tennessee in July 2021 after spending two years at Alabama
 - Has four years of remaining eligibility, including his COVID-19 exempt year

- 2021**
- Stepped in for injured starter Theo Jackson and made five tackles at #4 Alabama (10/23)

- Shined in his first-career start (STAR) vs. South Carolina (10/9), racking up a team-high 14 tackles, including two TFLs
- Tabbed as SEC Defensive Player of the Week for his efforts against the Gamecocks, the first Vol to earn that honor since Bryce Thompson
- Made his third appearance of the season at Mizzou (10/2), playing three snaps on defense while also seeing action on kickoff coverage
- Notched a pair of solo tackles (the first of his collegiate career) in UT's 56-0 blowout victory over Tennessee Tech (9/18)
- Made his Tennessee debut in the season opener vs. Bowling Green (9/2), coming on late in the contest as a reserve DB

NOTABLE

- Majoring in economics - arts and sciences
 - The No. 67 prospect on the ESPN300 in 2019
 - ESPN.com tabbed him the No. 3 player in the Magnolia State and the No. 6 cornerback nationally
 - The eighth-ranked player in Mississippi and No. 11 cornerback in the country on the 247Composite
 - Selected to play in the Under Armour All-America Game, becoming the first player from his school to receive that honor
 - Twitter: @bturnage1k | IG: @bturnage1
- >> Full profile on Media Guide Page 115

CAREER HIGHS

Tackles	14 vs. South Carolina, 10/9/21
Tackles For Loss	2.0 vs. South Carolina, 10/9/21
Passes Defended	1 vs. Mississippi State, 10/31/20

CAREER STATS

Defense	GP/GS	UT	AT	TT	Sack	TFL	FF	FR	PD	Int	High Tk
2019*	1/0	0	0	0	0-0	0-0	0	0	0	0	0-0
2020*	2/0	0	0	0	0-0	0-0	0	0	1	0-0	--
2021	6/1	12	9	21	0-0	2.0-2	0	0	0	0-0	14-SC
at ALA	3/0	0	0	0	0-0	0-0	0	0	1	0-0	--
at UT	6/1	12	9	21	0-0	0-0	0	0	0	0-0	14-SC
Career	9/1	12	9	21	0-0	0-0	0	0	1	0-0	14-SC

* - at Alabama

GAME-BY-GAME

2021 Opp.	U-A-T, Other
Bowling Green	0-0-0
Pitt	DNP
Tennessee Tech	2-0-2
at Florida	DNP
at Missouri	0-0-0
*South Carolina	7-7-14, 2.0 tfl
Ole Miss	0-0-0
at Alabama	3-2-5

2020 Opp.	U-A-T, Other
Mississippi State	0-0-0, 1 pd
at Arkansas	0-0-0

2019 Opp.	U-A-T, Other
Western Carolina	0-0-0



JACOB WARREN
87
 TE • 6-6 • 246 • R-Jr.
 Knoxville, Tenn.

- CAREER HONORS**
- 2020 SEC Fall Academic Honor Roll
 - 2019 SEC Fall Academic Honor Roll
 - 2018 SEC First-Year Academic Honor Roll

- CAREER**
- Local product who splits tight end duties with classmate Princeton Fant
 - Has played in 23 games and made 11 starts
 - An honor student in the classroom who earned his degree from Tennessee in May 2021
 - Member of the team's leadership council

- 2021**
- Secured a 23-yard reception on a fourth down in the fourth quarter vs. #13 Ole Miss (10/16)

- Logged one catch for 13 yards at Mizzou (10/2)
- Had a pair of receptions for 23 yards in his fourth consecutive start in SEC opener at #11 Florida (9/25)
- Reeled in his second touchdown is as many weeks vs. Tennessee Tech (9/18), one of eight Vols to find the end zone in the 56-0 blowout
- First Vol tight end to record TD receptions in consecutive games since Brendan Downs in 2013
- Had a breakout performance vs. Pitt (9/11), setting career highs in receptions (5) and receiving yards (55) while also hauling in his second-career touchdown and a career-long 34-yard catch
- Started the season opener vs. Bowling Green (9/2), hauling in one catch for four yards

NOTABLE

- Earned his undergraduate degree from UT in kinesiology in May 2021
 - Father earned letters as an offensive tackle for the Vols in 1992 and 1993
 - Favorite movie is "Guardians of the Galaxy"
 - Favorite food is hibachi
 - Enjoys fishing
 - Started playing football at the age of seven
 - Twitter: @jwarren808 | IG: @jwar
- >> Full profile on Media Guide Page 116

CAREER HIGHS

Receptions	5 vs. Pitt, 9/11/21
Receiving Yards	55 vs. Pitt, 9/11/21
Long Reception	34 vs. Pitt, 9/11/21
Receiving TDs	1 (3x), last vs. Tennessee Tech, 9/18/21

CAREER STATS

Receiving	GP/GS	No	Yds	Avg	Per/G	TD	Long	High Yd
2018								
DNP - Redshirt								
2019	5/0	1	1	1.0	0.2	0	1-UAB	1-UAB
2020	10/5	6	73	12.2	7.3	1	33-A&M	33-A&M
2021	8/6	13	128	9.8	16.0	2	34-PITT	55-PITT
Totals	23/11	20	202	10.1	8.8	3	34-PITT	55-PITT

GAME-BY-GAME

2021 Opp.	Rec-Yds-TD, Lg
*Bowling Green	1-4-0, 4
*Pitt	5-55-1, 34
*Tennessee Tech	3-10-1, 5
*at Florida	2-23-0, 15
at Missouri	1-13-0, 13
*South Carolina	0-0-0
Ole Miss	1-23-0, 23
at Alabama	0-0-0

2020 Opp.	Rec-Yds-TD, Lg
at S. Carolina	0-0-0
*Missouri	0-0-0
*at Georgia	1-5-0, 5
Kentucky	1-7-0, 7
*Alabama	0-0-0
*at Arkansas	0-0-0
*at Auburn	3-28-0, 18
Florida	0-0-0
at Vanderbilt	0-0-0
Texas A&M	1-33-1, 33

2019 Opp.	Rec-Yds-TD, Lg
BYU	0-0-0
UTC	0-0-0
at Alabama	0-0-0
South Carolina	0-0-0
UAB	1-1-0, 1

* - denotes started





LEN'NETH WHITEHEAD
 RB • 6-2 • 220 • R-Fr.
 Athens, Ga.

27

First name is pronounced la-NEETH (rhymes with teeth)

CAREER HONORS

- SEC Co-Freshman of the Week (at Missouri, 10/4/21)

CAREER

- Young, physical running back who has worked his way up the depth chart through the first half of the 2021 season
- Also has played a key blocking role on Tennessee's kickoff return unit
- Missed the 2020 campaign due to an injury suffered in preseason
- Played in seven career games

2021

- Had a career-high 10 carries for 41 yards and scored his first-career touchdown with a two-yard plunge into the end zone in the fourth quarter vs. South Carolina (10/9)
- Logged nine carries for a career-high 76 yards at Mizzou (10/2), including a career-long rush of 33 yards. Also notched his first-career reception with a 10-yard catch against the Tigers. Earned SEC Co-Freshman of the Week honors for his efforts, becoming the first Vol to do so since Eric Gray on Dec. 1, 2019
- Rushed five times for 23 yards in UT's 56-0 rout of Tennessee Tech (9/18)
- Made collegiate debut in season-opening victory over Bowling Green (9/2), returning a pooch kick 19 yards

NOTABLE

- Rated as a four-star prospect and the nation's No. 11 ranked inside linebacker by 247 composite rankings
 - Three-time high school state champion in the shot put for Athens Academy
 - Hobbies include acting and drawing
 - Says his uncle, Ken, and his high school head coach Josh Alexander were his biggest sports influences
 - Favorite musical artist is Travis Scott
 - Favorite food is hot Cheetos
 - Goal beyond football is to own and run a fashion business
 - Twitter: @LenNethW4 | IG: @thewrdofficial
- >> Full profile on Media Guide Page 117

CAREER HIGHS

Rushes	10 vs. South Carolina, 10/9/21
Rushing Yards	76 at Missouri, 10/2/21
Rushing Touchdowns	1 vs. South Carolina, 10/9/21
Long Rush	33 at Missouri, 10/2/21
Receptions	1 at Missouri, 10/2/21
Receiving Yards	10 at Missouri, 10/2/21
Long Reception	10 at Missouri, 10/2/21

CAREER STATS

Rushing	GP/GS	No	Yds	Avg	Per/G	TD	Long	High Yd
2021	8/0	26	147	5.7	18.4	1	33-MIZ	76-MIZ
Career	8/0	26	147	5.7	18.4	1	33-MIZ	76-MIZ

Receiving	GP/GS	No	Yds	Avg	Per/G	TD	Long	High Yd
2021	8/0	1	10	10.0	1.3	0	10-MIZ	10-MIZ
Career	8/0	1	10	10.0	1.3	0	10-MIZ	10-MIZ

GAME-BY-GAME

2021 Opp.	Rush-Yds-TD, Lg	Rec-Yds-TD, Lg
Bowling Green	0-0-0	0-0-0
Pitt	0-0-0	0-0-0
Tennessee Tech	5-23-0, 10	0-0-0
at Florida	0-0-0	0-0-0
at Missouri	9-76-0, 33	1-10-0, 10
South Carolina	10-41-1, 12	0-0-0
Ole Miss	2-7-0, 7	0-0-0
at Alabama	DNP - Injury	



TOBY WILSON
 PK • 5-10 • 182 • R-Jr.
 Brentwood, Tenn.

39



CAREER HONORS

- 2020 SEC Fall Academic Honor Roll
- 2019 SEC Fall Academic Honor Roll

CAREER

- Walk-on placekicker out of the Nashville area in his fourth season with the program
- Has been handling kickoff duties this season
- Assumed field goal and PAT duties late during the 2020 COVID-19 shortened season
- Played in nine career games
- Earned "Volunteer of Distinction" honor in the spring of 2021 for his academic excellence
- Wears SEC grad patch after earning his bachelor's degree from Tennessee in May 2021

2021

- Sent five kickoffs for 255 yards (51.0 avg) at #4 Alabama (10/23) which included two touchbacks
- Kicked off four times for 218 yards (54.5 avg) vs. #13 Ole Miss (10/16)
- Recorded seven kickoffs for 426 yards (60.9 avg) and three touchbacks vs. South Carolina (10/9)
- Stayed busy as Tennessee throttled Mizzou (10/2) 62-24, booting a career-high 11 kickoffs for 666 yards (60.5 avg) and five touchbacks
- Had three kickoffs travel 190 yards at #11 Florida (9/25) for a season-best 63.3 average
- Booted nine kickoffs for 532 yards (59.1 avg) with two touchbacks in win vs. Tennessee Tech (9/18)
- Made season debut vs. Pitt (9/11), booting six kickoffs for 375 yards (62.5 avg.)

NOTABLE

- Earned his undergraduate degree from Tennessee in finance in May 2021
 - Enjoys playing golf in his free time
 - Twitter: @tobywilson39 | IG: @toby39.
- >> Full profile on Media Guide Page 118

CAREER HIGHS

PATs	6 at Vanderbilt, 12/12/20
Kickoffs	11 at Missouri, 10/2/21
Kickoff Yards	666 at Missouri, 10/2/21
Kickoff Average	63.3 at Florida, 9/25/21
Touchbacks	5 at Missouri, 10/2/21

CAREER STATS

Kick	GP	FG	FGA	Pct.	PAT	Pts	19-29	30-39	40-49	50+	Lg
2020	2	0	0	0.0	7	7	--	--	--	--	--
2021	7	0	0	0.0	0	0	--	--	--	--	--
Totals	9	0	0	0.0	7	7	--	--	--	--	--

Kickoffs	GP	No	Yds	Avg	TB	OB
2020	2	0	0	0.0	0	0
2021	7	45	2662	59.2	14	0
Totals	9	45	2662	59.2	14	0

GAME-BY-GAME

2021 Opp.	Kickoffs, TB
Bowling Green	DNP
Pitt	6-375-62.5, 1
Tennessee Tech	9-532-59.1, 2
at Florida	3-190-63.3, 1
at Missouri	11-666-60.5, 5
South Carolina	7-426-60.9, 3
Ole Miss	4-218-54.5, 0
at Alabama	5-255-51.0, 2

2020 Opp.	FGs, PATs, Pts
at Vanderbilt	0-0, 6-6, 6
Texas A&M	0-0, 1-2, 1



DARNELL WRIGHT
 OL • 6-6 • 335 • Jr.
 Huntington, W. Va.

58

CAREER HONORS

- 2019 Freshman All-SEC Team

CAREER

- Talented and powerful offensive lineman who was a consensus five-star recruit and one of the nation's Top-10 prospects coming out of Huntington High School in West Virginia
- In his third year with the program as a starter
- Can play tackle or guard
- Played in 29 games and made 24 starts – 14 at right tackle, two at right guard and eight at left tackle

2021

- Played 563 offensive snaps this season
- Played 57 snaps at left tackle and did not allow a sack at #4 Alabama (10/23)
- Saw action on 83 snaps at left tackle without a penalty vs. #13 Ole Miss (10/16), helping the Vols pile up 467 yards of total offense
- Made sixth consecutive start at left tackle vs. South Carolina (10/9), playing 66 penalty-free snaps while helping UT rack up 472 yards of total offense
- Did not allow a pressure in 76 snaps at Mizzou (10/2) while helping Vols pile up 683 yards of total offense, including an incredible 458 rushing yards (third most in program history) in win at Mizzou (10/2)
- Saw action for 68 snaps at #11 Florida (9/25) as UT gained 423 yards of total offense
- Played 53 snaps vs. Tennessee Tech (9/18) and did not allow a sack or pressure
- Made his second straight start at LT vs. Pitt (9/11) and did not allow a sack or pressure in 74 snaps
- Started at LT in the season opener vs. Bowling Green (9/2), helping the Vols rack up 331 yards and four touchdowns on the ground. Played 86 snaps

NOTABLE

- Majoring in communication studies
 - 5-star recruit and one of the nation's Top-10 prospects coming out of Huntington High School in West Virginia
 - Twitter: @darnell_5232 | IG: @darnell_is_a_baller
- >> Full profile on Media Guide Pages 118

CAREER STATS

Games Played/Started: 2021: 8/8, 2020: 10/9, 2019: 11/7
Career: 29/24





JAYLEN WRIGHT

RB • 5-11 • 200 • Fr.
Durham, N.C.

20

CAREER

- Explosive freshman running back with elite speed
- Has seen action in four games this season
- Enrolled at UT in January 2021 and participated in spring practice

2021

- Carried the ball four times for 24 yards in SEC debut at Mizzou (10/2)
- Rushed for a career-high 43 yards on nine carries vs. Tennessee Tech (9/18), including a one-yard score for the second week in a row
- Scored his first-career rushing touchdown from one yard out in the fourth quarter vs. Pitt (9/11)
- Made collegiate debut vs. Bowling Green (9/2), logging four rushes for 14 yards in the season opener

NOTABLE

- Majoring in recreation and sport management
- Nickname is "J Wright"
- Models his game after VFL Alvin Kamara
- Was a star on the Southern Durham track & field team, winning an indoor state title in the 55m dash as a sophomore
- Clocked a personal best time of 6.29 in the 55m dash in 2019, which was the fastest mark in the country at the time
- Favorite musical artists are NBA YoungBoy & Lil Baby
- After football would like to get into broadcasting
- Twitter: @_jw12 | IG: @jaylenwright
- >> Full profile on Media Guide Page 119

CAREER HIGHS

Rushes	11 vs. Pitt, 9/11/21
Rushing Yards	43 vs. Tennessee Tech, 9/18/21
Rushing TDs	1 (2x), last vs. Tennessee Tech, 9/18/21
Long Rush	15 vs. Tennessee Tech, 9/18/21
Receptions	5 vs. Pitt, 9/11/21
Receiving Yards	20 vs. Pitt, 9/11/21
Long Reception	11 vs. Pitt, 9/11/21

CAREER STATS

Rushing	GP/GS	No	Yds	Avg	Per/G	TD	Long	High Yd
2021	4/0	28	96	3.4	24.0	2	15-TTU	43-TTU
Totals	4/0	28	96	3.4	24.0	2	15-TTU	43-TTU

Receiving	GP/GS	No	Yds	Avg	Per/G	TD	Long	High Yd
2021	4/0	6	22	3.7	5.5	0	11-PITT	20-PITT
Totals	4/0	6	22	3.7	5.5	0	11-PITT	20-PITT

GAME-BY-GAME

2021 Opp.	Rush-Yds-TD, Lg	Rec-Yds-TD, Lg
Bowling Green	4-14-0, 8	0-0-0
Pitt	11-15-1, 14	5-20-0, 11
Tennessee Tech	9-43-1, 15	1-2-0, 2
at Florida	DNP	
at Missouri	4-24-0, 9	0-0-0
South Carolina	DNP - Injury	
Ole Miss	DNP - Injury	
at Alabama	DNP - Injury	



BYRON YOUNG

DL/LB • 6-3 • 235 • Jr.
Georgetown, S.C.

6

CAREER

- Talented edge rusher who was one of the top JUCO recruits in the nation for the class of 2021
- Committed to the Vols on National Signing Day in December and chose UT over multiple SEC programs
- Made FBS debut vs. Tennessee Tech on Sept. 18, 2021
- Has played in six career FBS games with three starts

2021

- Made a significant impact in the pass rush at #4 Alabama (10/23), logging his first-career solo sack and a season-high three QB hurries. Finished the game with six total tackles while playing a season-high 59 snaps
- Racked up career-high seven tackles and 2.0 TFLs in second-straight start (DE) vs. #13 Ole Miss (10/16). Also had a pass breakup
- Recorded three tackles in his first-career start (DE) vs. South Carolina (10/9), including a half sack and half a TFL. Also had two QB hurries for the second straight week
- Logged two tackles, two QB hurries and first-career TFL in UT's 62-24 victory at Mizzou (10/2)
- Recorded three assisted tackles as a reserve edge rusher in SEC debut at #11 Florida (9/25)
- Led the team with six total tackles in his FBS career debut vs. Tennessee Tech (9/18), helping limit the Golden Eagles to just 35 yards rushing

JUNIOR COLLEGE

- One of the top pass rushers in the junior college ranks who is expected to make an immediate impact this fall
- Enrolled at Tennessee in January 2021 and turned heads during the spring as an edge rusher/outside linebacker
- Considered the No. 1 weakside defensive end and No. 11 overall junior college player by 247Sports.com by way of Georgia Military College in Milledgeville
- Top 20 junior college player according to the 247 Composite
- Tallied 31 tackles, 11.0 tackles for loss and seven sacks for a loss of 46 yards during the 2019 season

NOTABLE

- Majoring in communication studies
- Nickname is "B.Y."
- Inspirational story due to COVID-19, did not receive any Power Five offers until late fall of 2020
- Moved from his native South Carolina to the Columbus, Ga., area and served as an assistant manager at Dollar General for approximately 18 months before earning a spot at GMC through a tryout
- One of the older players on the team at age 23
- Models his game after Khalil Mack
- Favorite movie is "The Longest Yard"
- Favorite musical artist is Drake
- Favorite food is pizza
- Favorite TV Show is "Snowfall"
- Twitter: @byron_9 | IG: @b.y.2raw_
- >> Full profile on Media Guide Page 120

CAREER HIGHS

Tackles	7 vs. Ole Miss, 10/16/21
Tackles For Loss	2.0 vs. Ole Miss, 10/16/21
Sacks	1.0 at Alabama, 10/23/21
Quarterback Hurries	3 at Alabama, 10/23/21
Passes Defended	1 vs. Ole Miss, 10/16/21

CAREER STATS

Defense	GP/GS	UT	AT	TT	Sack	TFL	FF	FR	QBH	PD	High Tk
2021	6/3	9	18	27	1.5-8	5.0-21	0	0	7	1	7-OM
Career	6/3	9	18	27	1.5-8	5.0-21	0	0	7	1	7-OM

GAME-BY-GAME

2021 Opp.	U-A-T, Other
Tennessee Tech	1-5-6
at Florida	0-3-3
at Missouri	1-1-2, 1 tfl, 2 qbh
*South Carolina	0-3-3, 1 tfl, 0.5 s, 2 qbh
*Ole Miss	5-2-7, 2 tfl, 1 pd
*at Alabama	2-4-6, 1 tfl, 1 s, 3 qbh



2021 ROSTER

No.	Name	Pos.	Cl.	Exp.	Ht.	Wt.	Hometown (High School/Previous School)
0	Grant Frerking	WR	R-SR	SQ	6-5	216	Atlanta, Ga./Wesleyan
0	Doneiko Slaughter	DB	SO	1L	6-0	190	Roswell, Ga./Roswell
1	Trevon Flowers	DB	SR	3L	5-11	200	Atlanta, Ga./Tucker
1	Velus Jones Jr.	WR	R-SR*	1L	6-0	200	Saraland, Ala./Saraland/Southern Cal
2	Jabari Small	RB	SO	1L	5-11	206	Memphis, Tenn./Briarcrest Christian
2	Alontae Taylor	DB	SR	3L	6-0	195	Manchester, Tenn./Coffee Co. Central
3	JaVonta Payton	WR	SR	GTR	6-1	180	Nashville, Tenn./Hillsboro/Northwest (Miss.) CC/Miss. St.
4	Warren Burrell	DB	JR	2L	6-0	190	Suwanee, Ga./North Gwinnett
4	Cedric Tillman	WR	R-JR	2L	6-3	215	Las Vegas, Nev./Bishop Gorman
5	Kenneth George Jr.	DB	R-SR*	2L	5-11	203	Lafayette, La./Acadiana/Trinity Valley (Texas) CC
5	Hendon Hooker	QB	R-SR	GTR	6-4	218	Greensboro, N.C./Dudley/Virginia Tech
6	Jimmy Holiday	WR	SO	1L	6-0	205	Flora, Miss./Madison Central
6	Byron Young	DL/LB	JR	JC	6-3	235	Georgetown, S.C./Carvers Bay/Georgia Military Coll.
7	Romello Edwards	DB	R-JR	SQ	6-0	187	Philadelphia, Pa./Neumann-Goretti
7	Joe Milton III	QB	R-JR	TR	6-5	244	Pahokee, Fla./Olympia/Michigan
8	Tiyon Evans	RB	JR	JC	5-11	220	Hartsville, S.C./Hartsville/Hutchinson (Kan.) JC
8	Bradley Jones	DB	R-SR	SQ	6-2	200	Nashville, Tenn./Stratford/Memphis
9	Tyler Baron	DL/LB	SO	1L	6-5	260	Knoxville, Tenn./Knoxville Catholic
9	Jimmy Calloway	WR	SO	1L	6-0	190	Morrow Ga./Morrow
10	Juwan Mitchell	LB	SR	TR	6-1	226	Newark, N.J./Mater Dei/Butler (Kan.) CC/Texas
11	LaTrell Bumphus	DL	SR*	4L	6-3	290	Savannah, Tenn./Hardin County
11	Jalin Hyatt	WR	SO	1L	6-0	175	Irmo, S.C./Dutch Fork
12	Sully McDermott	QB	FR	HS	6-4	220	Charlotte, N.C./Marvin Ridge
12	Tamarion McDonald	DB	SO	1L	6-2	200	Memphis, Tenn./Whitehaven
13	Kamal Hadden	DB	R-SO	TR	6-1	190	River Rouge, Mich./River Rouge/Independence (Kan.) CC
13	Gaston Moore	QB	R-FR	TR	6-2	200	Hilton Head, S.C./Hilton Head/UCF
14	Christian Charles	DB	FR	HS	6-1	186	Gainesville, Ga./Chestatee
14	Spencer Smith	QB	R-SO	SQ	6-1	200	Germantown, Tenn./St. George's
15	Kwauze Garland	LB	R-SO	1L	6-1	220	Conyers, Ga./Heritage
17	Michael Bittner	WR	R-SO	SQ	6-2	222	Cincinnati, Ohio/Elder
17	Tyus Fields	DB	R-SO	SQ	5-10	186	Cornelius, N.C./Hough
18	William Mohan	LB	R-FR	TR	6-1	210	Brooklyn, N.Y./Erasmus Hall/Michigan
19	Walker Merrill	WR	FR	HS	6-1	190	Brentwood, Tenn./Brentwood
20	Bryson Eason	LB	SO	1L	6-3	290	Memphis, Tenn./Whitehaven
20	Jaylen Wright	RB	FR	HS	5-11	200	Durham, N.C./Southern
21	Dee Beckwith	RB	R-FR	1L	6-5	227	Florence, Ala./Florence
21	Omari Thomas	DL	SO	1L	6-4	316	Memphis, Tenn./Briarcrest Christian
22	Jack Jancek	WR	R-FR	RS	6-5	215	Knoxville, Tenn./Knoxville Catholic
22	Jaylen McCollough	DB	JR	2L	6-0	205	Austell, Ga./Hillgrove
23	Cheyenne Labruzzo	DB	R-SR	4L	5-11	200	Albany, La./Albany
24	Aaron Beasley	LB	JR	2L	6-1	225	Franklin, Ga./Heard County
24	Fred Orr	RB	R-SO	SQ	5-11	212	Valdosta, Ga./Northeast (Clarksville, Tenn.)
25	Morven Joseph	LB	SO	1L	6-2	215	Lakeland, Fla./Lake Gibson
25	Antonio Malone	RB	R-FR	RS	5-10	216	Antioch, Tenn./Blackman
26	Theo Jackson	DB	SR*	4L	6-2	203	Nashville, Tenn./Overton
26	J.T. Siekerman	WR	R-SR	SQ	5-10	180	Douglasville, Ga./Chapel Hill
27	Len'Neth Whitehead	RB	R-FR	RS	6-2	220	Athens, Ga./Athens Academy
28	De'Shawn Rucker	DB	FR	HS	6-0	185	Tallahassee, Fla./Godby
29	Brandon Turnage	DB	R-SO	TR	6-1	186	Oxford, Miss./Lafayette/Alabama
30	Roman Harrison	DL/LB	JR	2L	6-2	240	Bainbridge, Ga./Bainbridge
30	Marcus Pierce Jr.	RB	SR	SQ	5-8	195	Dallas, Texas/Garland/Maryville Coll.
31	Nick Humphrey	LB	R-SR*	SQ	6-1	210	Monroe, Mich./Jefferson
33	Jeremy Banks	LB	R-JR	2L	6-1	224	Cordova, Tenn./Cordova
34	Trel Riley	DB	R-FR	RS	6-1	180	Princeton, Ky./Caldwell County
35	Will Brooks	DB	R-FR	RS	6-1	200	Birmingham, Ala./Vestavia Hills
35	Patrick Wilk	RB	FR	HS	5-11	195	Nashville, Tenn./Montgomery Bell Academy
36	Tanner Dobrucky	WR	R-SR	1L	5-9	193	Richmond, Va./Douglas S. Freeman
36	William Wright	DB	R-FR	RS	6-0	190	Nashville, Tenn./Ensworth
37	Montrell Bandy	DB	FR	HS	6-3	170	Mount Juliet, Tenn./Mount Juliet
37	Paxton Brooks	P/PK	SR	3L	6-6	195	Lexington, S.C./Airport
38	Solon Page III	LB	R-SR	2L	6-2	223	Atlanta, Ga./Kell
39	West Shuler	LB	R-SO	SQ	6-1	220	Knoxville, Tenn./Christ School (Arden, N.C.)
39	Toby Wilson	PK	R-JR	1L	5-10	182	Brentwood, Tenn./Brentwood Academy
40	Chase McGrath	PK	R-SR	GTR	6-0	195	Newport Beach, Calif./Mater Dei/Southern Cal
40	Donovan Slates	LB	SR	TR	6-1	222	Adrian, Mich./Madison/Albion College
41	JT Carver	PK	FR	HS	5-11	190	Martin, Tenn./Westview
41	Aaron Willis	LB	FR	HS	6-1	225	Richmond, Va./Life Christian Academy
42	Kaemen Marley	WR	FR	HS	6-3	195	Ramseur, N.C./Eastern Randolph

ALPHABETICAL

No.	Name	Pos.
79	Jaxon Adams	DL
77	Chris Akporoghene	OL
46	Will Albright	LS
59	Dominic Bailey	DL
65	Parker Ball	OL
37	Montrell Bandy	DB
33	Jeremy Banks	LB
9	Tyler Baron	DL/LB
24	Aaron Beasley	LB
21	Dee Beckwith	RB
84	Trinity Bell	TE
90	Daniel Bethel	PK
17	Michael Bittner	WR
48	Ja'Quain Blakely	DL
37	Paxton Brooks	P/PK
35	Will Brooks	DB
46	Lucien Brunetti	WR
11	LaTrell Bumphus	DL
4	Warren Burrell	DB
94	Matthew Butler	DL
74	K'Rojhn Calbert	OL
9	Jimmy Calloway	WR
86	Miles Campbell	TE
41	JT Carver	PK
75	Jerome Carvin	OL
14	Christian Charles	DB
82	Andison Coby	WR
53	Jeremiah Crawford	OL
66	Dayne Davis	OL
36	Tanner Dobrucky	WR
20	Bryson Eason	LB
72	Nick Edwards	OL
7	Romello Edwards	DB
8	Tiyon Evans	RB
88	Princeton Fant	TE
17	Tyus Fields	DB
1	Trevon Flowers	DB
0	Grant Frerking	WR
47	Matt Gaca	LB
99	Kurott Garland	DL
15	Kwauze Garland	LB
43	Jerrod Gentry	DB
5	Kenneth George Jr.	DB
58	Isaac Green	DL
13	Kamal Hadden	DB
54	Kingston Harris	OL
30	Roman Harrison	DL/LB
6	Jimmy Holiday	WR
5	Hendon Hooker	QB
31	Nick Humphrey	LB
11	Jalin Hyatt	WR
26	Theo Jackson	DB
22	Jack Jancek	WR
8	Bradley Jones	DB
1	Velus Jones Jr.	WR
25	Morven Joseph	LB
80	Ramel Keyton	WR
23	Cheyenne Labruzzo	DB
50	Jackson Lampley	OL
78	Ollie Lane	OL
83	Nigel Lanier	WR
25	Antonio Malone	RB
42	Kaemen Marley	WR
68	Cade Mays	OL
63	Cooper Mays	OL
22	Jaylen McCollough	DB
12	Sully McDermott	QB
12	Tamarion McDonald	DB



2021 ROSTER

No.	Name	Pos.	Cl.	Exp.	Ht.	Wt.	Hometown (High School/Previous School)
42	Marshall Ware	DB	R-SO	SQ	5-10	180	Germantown, Tenn./Germantown
43	Jerrold Gentry	DB	FR	HS	6-0	200	Memphis, Tenn./Briarcrest Christian
46	Will Albright	LS	R-FR	RS	6-1	220	Greeneville, Tenn./Greeneville
46	Lucien Brunetti	WR	FR	HS	6-0	165	Nashville, Tenn./Montgomery Bell Academy
47	Matt Gaca	LB	R-SO	TR	6-2	223	Franklin, Tenn./Franklin/Incarnate Word
47	Matthew Salansky	LS	R-SO	1L	5-11	245	Morristown, Tenn./Morristown West
48	Ja'Quain Blakely	DL	R-SR*	4L	6-2	270	Moultrie, Ga./Colquitt County
50	Jackson Lampley	OL	R-SO	SQ	6-4	320	Nashville, Tenn./Montgomery Bell Academy
51	Elijah Simmons	DL	R-SO	1L	6-2	350	Memphis, Tenn./Pearl-Cohn (Nashville, Tenn.)
52	Maurese Smith	DL	SR	TR	6-3	325	Huntsville, Ala./Hazel Green/Alabama A&M
53	Jeremiah Crawford	OL	JR	JC	6-5	315	Goddard, Kansas/Goddard/Butler (Kan.) CC
53	Hayden Wilhelm	LB	FR	HS	5-11	200	Brentwood, Tenn./Brentwood
54	Kingston Harris	OL	R-JR	SQ	6-3	326	Orlando, Fla./IMG Academy
55	Eunique Valentine	LB	R-FR	RS	6-3	205	Knoxville, Tenn./Knoxville Central
57	Luke Stum	DL	FR	HS	6-2	240	Chattanooga, Tenn./Boyd-Buchanan
58	Isaac Green	DL	R-SO	SQ	6-0	300	Memphis, Tenn./Memphis Central
58	Darnell Wright	OL	JR	2L	6-6	335	Huntington, W. Va./Huntington
59	Dominic Bailey	DL	R-FR	RS	6-3	270	Salisbury, Md./St. Frances Academy
60	Alton Stephens	LS	JR	TR	5-11	190	Cordele, Ga./Crisp County/Georgia Military Coll./Texas St.
63	Cooper Mays	OL	SO	1L	6-3	295	Knoxville, Tenn./Knoxville Catholic
64	William Parker	OL	FR	HS	6-5	317	Nashville, Tenn./Pearl-Cohn
65	Parker Ball	OL	R-SO	SQ	6-4	290	Douglasville, Ga./Douglas County
66	Dayne Davis	OL	R-SO	SQ	6-7	325	Bluff City, Tenn./Sullivan East
68	Cade Mays	OL	SR	1L	6-6	325	Knoxville, Tenn./Knoxville Catholic/Georgia
70	RJ Perry	OL	R-FR	RS	6-6	325	Fairfield, Ala./Fairfield Prep
71	James Robinson	OL	R-FR	RS	6-4	340	Montgomery, Ala./Carver
72	Nick Edwards	OL	FR	HS	6-5	324	Clarksville, Tenn./Clarksville
74	K'Rojhn Calbert	OL	R-SR	3L	6-5	325	McMinnville, Tenn./Warren County Senior
75	Jerome Carvin	OL	SR	3L	6-5	318	Memphis, Tenn./Cordova
76	Javontez Spraggins	OL	SO	1L	6-3	320	East St. Louis, Ill./East St. Louis
77	Chris Akporoghene	OL	R-SO	1L	6-3	310	Warri, Nigeria/IMG Academy
78	Ollie Lane	OL	R-JR	SQ	6-4	325	Corryton, Tenn./Gibbs
79	Jaxon Adams	DL	FR	HS	6-3	245	Oak Ridge, Tenn./Oak Ridge
80	Ramel Keyton	WR	JR	1L	6-3	195	Marietta, Ga./Marietta
82	Andison Coby	WR	SO	JC	6-2	180	Fort Lauderdale, Fla./American Heritage/Northeast Miss. JC
83	Nigel Lanier	WR	FR	HS	6-0	190	Huntsville, Ala./North Jackson
84	Trinity Bell	TE	FR	HS	6-7	265	Albertville, Ala./Albertville
85	Julian Nixon	TE	FR	HS	6-3	245	Atlanta, Ga./Centennial
86	Miles Campbell	TE	FR	HS	6-3	240	Douglasville, Ga./South Paulding
87	Jacob Warren	TE	R-JR	2L	6-6	246	Knoxville, Tenn./Farragut
88	Princeton Fant	TE	R-SR	2L	6-2	240	Nashville, Tenn./Lavergne
89	Hunter Salmon	TE	R-SO	SQ	6-5	245	Birmingham, Ala./Vestavia
90	Daniel Bethel	PK	FR	HS	6-1	185	Clinton, Tenn./Anderson County
93	Amari McNeill	DL	FR	HS	6-4	285	Suwanee, Ga./Peachtree Ridge
93	Kolby Morgan	P	FR	HS	5-11	195	Oneida, Tenn./Oneida
94	Matthew Butler	DL	SR*	4L	6-4	295	Raleigh, N.C./Garner Senior
95	Da'Jon Terry	DL	R-SO	TR	6-4	325	Meridian, Miss./Meridian/Kansas
97	Caleb Tremblay	DL	R-SR	TR	6-5	280	Napa, Calif./Vintage/American River CC/Southern Cal
98	Aubrey Solomon	DL	SR*	2L	6-5	325	Leesburg, Ga./Lee County/Michigan
99	Kurott Garland	DL	R-JR	3L	6-3	310	Conyers, Ga./Heritage

* - denotes 2020 senior who elected to return for 2021 season

ALPHABETICAL

No.	Name	Pos.
40	Chase McGrath	PK
93	Amari McNeill	DL
19	Walker Merrill	WR
7	Joe Milton III	QB
10	Juwan Mitchell	LB
18	William Mohan	LB
13	Gaston Moore	QB
93	Kolby Morgan	P
85	Julian Nixon	TE
24	Fred Orr	RB
38	Solon Page III	LB
64	William Parker	OL
3	JaVonta Payton	WR
70	RJ Perry	OL
30	Marcus Pierce Jr.	RB
34	Trel Riley	DB
71	James Robinson	OL
28	De'Shawn Rucker	DB
47	Matthew Salansky	LS
89	Hunter Salmon	TE
39	West Shuler	LB
26	J.T. Siekerman	WR
51	Elijah Simmons	DL
40	Donovan Slates	LB
0	Doneiko Slaughter	DB
2	Jabari Small	RB
52	Maurese Smith	DL
14	Spencer Smith	QB
98	Aubrey Solomon	DL
76	Javontez Spraggins	OL
60	Alton Stephens	LS
57	Luke Stum	DL
2	Alontae Taylor	DB
95	Da'Jon Terry	DL
21	Omari Thomas	DL
4	Cedric Tillman	WR
97	Caleb Tremblay	DL
29	Brandon Turnage	DB
55	Eunique Valentine	LB
42	Marshall Ware	DB
87	Jacob Warren	TE
27	Len'Neth Whitehead	RB
53	Hayden Wilhelm	LB
35	Patrick Wilk	RB
41	Aaron Willis	LB
39	Toby Wilson	PK
58	Darnell Wright	OL
20	Jaylen Wright	RB
36	William Wright	DB
6	Byron Young	DL/LB

PRONUNCIATION GUIDE

1	Trevon Flowers	TRAY-von	48	Ja'Quain Blakely	juh-KWAN
1	Velus Jones Jr.	VAY-lus	74	K'Rojhn Calbert	kay-RON
2	Alontae Taylor	uh-LAWN-tay	76	Javontez Spraggins	juh-VAWN-tez SPRA-gins
3	JaVonta Payton	ja-VON-tay	77	Chris Akporoghene	AW-pour-aw-guh-NAY
8	Tiyon Evans	TIE-on	95	Da'Jon Terry	day-ZHAN
11	LaTrell Bumphus	BUM-fiss	99	Kurott Garland	KER-ott
12	Tamarion McDonald	tuh-MARE-ee-uhn		Head Coach Josh Heupel	HYPE-ul
15	Kwauze Garland	kwah-ZEE		OLB/ST Mike Ekeler	ECK-lur
26	J.T. Siekerman	SEE-kur-min		QB Joey Halzle	HALLS-lee
27	Len'Neth Whitehead	la-NEETH (rhymes with teeth)		LB Brian Jean-Mary	ZHAHN-muh-ree
38	Solon Page III	SOUL-in			
44	Cheyenne Labruzzo	shy-ANN luh-BROOZE-uh			
46	Lucien Brunetti	LOO-shen BREW-net-ee			

