



KENTUCKY®

2021-22 MEN'S BASKETBALL



8 NATIONAL CHAMPIONSHIPS | MOST WINS IN COLLEGE BASKETBALL | 49 SEC TITLES | 31 SEC TOURNAMENT CHAMPIONSHIPS | 55 ALL-AMERICANS | 134 NBA DRAFT PICKS

#10/11 KENTUCKY (0-0) VS. #9/9 DUKE (0-0)


Tuesday, Nov. 9 • 9:30 p.m. • Madison Square Garden (19,812) • New York

#TGT #BuiltDifferent #LaFamilia • @KentuckyMBB

THE MATCHUP

Series Breakdown

- Overall - UK, 12-10
- Neutral - Duke, 8-6
- Calipari vs. Duke - 1-3
- Krzyzewski vs. UK - 6-2
- Current UK streak - L1



John Calipari	Mike Krzyzewski
Overall Record: 784-233*	Overall Record: 1,170-361
Record at UK: 339-93	Record at Duke: 1,097-302
Overall Seasons: 30th at UK: 13th	Overall Seasons: 47th at Duke: 42nd

*on-court record

BY THE NUMBERS

5,232	NCAA Division I points on UK's 2021-22 roster
2,327	All-time victories, the most in the NCAA
49	SEC regular-season titles in program history
9	Upperclassmen on roster, most in Calipari era

TALE OF THE TAPE

UK	STAT (2020-21)	DUKE
70.4	Points Per Game	76.0
70.2	Opp. Pts. Per Game	71.3
38.0	Rebounds PG	35.5
+1.8	Rebound Margin	+1.8
11.6	Assists PG	16.3
5.9	Blocks PG	4.5
6.3	Steals PG	8.2
.417	FG Pct.	.468
.413	Opp. FG Pct.	.455
.335	3-Pt. FG Pct.	.352
.312	Opp. 3-Pt. FG Pct.	.356
.729	FT Pct.	.691

A UK WIN WOULD ...

- Mark Kentucky's second vs. Duke in the Champions Classic
- Be UK's first vs. Duke in New York
- Improve the Wildcats' record to 6-5 in the Champions Classic
- Move Kentucky's all-time record to 15-4 in Madison Square Garden (new version)
- Be UK's 99th season-opening win in school history and 12th in 13 games under Calipari
- Mark the Wildcats' third all-time vs. Mike Krzyzewski
- Improve Kentucky to 4-0 in the Champions Classic in Madison Square Garden

LAST GAME'S STARTERS



2

SAHVIR WHEELER

5-9 • 180 • GUARD • JUNIOR
HOUSTON | UNIVERSITY OF GEORGIA

Transfer from Georgia | Preseason All-SEC First Team (media/coaches) | Bob Cousy Award preseason watch list | Led the SEC in assists per game (7.4) as a sophomore | Set Georgia's single-season assists record last season



3

TYTY WASHINGTON JR.

6-3 • 197 • GUARD • FRESHMAN
PHOENIX | AZ COMPASS PREP

Consensus five-star prospect | No. 14 overall player in 2021 class by Rivals and ESPN | MaxPreps Arizona Player of the Year | Averaged 24.0 points, 7.0 assists, 6.0 rebounds as a senior | Averaged 16.5 points and 4.0 assists in exhibitions



31

KELLAN GRADY

6-5 • 205 • GUARD • GRADUATE
BOSTON | DAVIDSON COLLEGE

Transfer from Davidson | Preseason All-SEC Second Team (media/coaches) | Jerry West Award preseason watch list | 2,002 points at Davidson | Second-most returning points in college basketball | Four-time All-Atlantic 10 pick



12

KEION BROOKS JR.

6-7 • 210 • FORWARD • JUNIOR
FORT WAYNE, IND. | LA LUMIERE SCHOOL

Preseason All-SEC Second Team (media/coaches) | Averaged 10.3 points, team-high 6.8 rebounds last season | One of three captains last season | Averaged 12 points, 4.5 rebounds and two made 3-pointers in two exhibitions



34

OSCAR TSHIEBWE

6-9 • 255 • FORWARD • JUNIOR
LUBUMBASHI, D.R. OF THE CONGO | WEST VIRGINIA UNIV.

Transfer from West Virginia | All-Big 12 Second Team as a freshman | Averaged 11.2 points and 9.3 rebounds as a freshman at West Virginia | Preseason All-SEC Second Team (media/coaches) | Kareem Abdul-Jabbar preseason watch list

RETURNING LEADERS

POINTS PER GAME		
UK	Davion Mintz	11.5
DU	Wendell Moore Jr.	9.7
REBOUNDS PER GAME		
UK	Keion Brooks Jr.	6.8
DU	Wendell Moore Jr.	4.8
ASSISTS PER GAME		
UK	Davion Mintz	3.1
DU	Jeremy Roach	2.8
STEALS PER GAME		
UK	Davion Mintz	1.0
DU	Wendell Moore Jr.	1.2
BLOCKS PER GAME		
UK	Keion Brooks Jr.	0.8
DU	Mark Williams	1.4
3-POINTERS		
UK	Davion Mintz	56
DU	Jeremy Roach	26
FIELD-GOAL PERCENTAGE		
UK	Jacob Toppin	.444
DU	Mark Williams	.664
FREE-THROW PERCENTAGE		
UK	Keion Brooks Jr.	.795
DU	Wendell Moore Jr.	.848

NEED TO KNOW

Kentucky will open against No. 9/9 Duke on Tuesday. The Wildcats are 64-38 under John Calipari against AP Top 25 foes, including 25-22 against teams ranked in the top 10

With an influx of transfers, key returners and an extra season of eligibility due to the COVID-19 pandemic, this UK team returns more NCAA Division I minutes (13,385) than any other team in program history (minutes statistics through the 1964-65 season)

The Wildcats were picked to win the SEC regular-season title. UK has won 49 all-time regular-season SEC crowns and six under John Calipari

Kentucky will begin the season ranked in the top 10 for the 12th time in 13 year under Calipari in the AP Top 25

The Wildcats feature six transfers on their roster -- including four newcomers this season -- the most in school history

SCHEDULE

OCTOBER

29 10/11 -/ ^ KENTUCKY WESLEYAN SEC W, 95-72

NOVEMBER

5 10/11 -/ ^ MILES COLLEGE SEC W, 80-71

9 10/11 9/9 vs. Duke¹ ESPN 9:30 p.m.

12 10/11 -/ ROBERT MORRIS² SEC 7 p.m.

16 -/ -/ MOUNT ST. MARY'S² SEC 7 p.m.

19 -/ -/ OHIO² SEC 7 p.m.

22 -/ -/ ALBANY ESPN+ TBD

26 -/ -/ NORTH FLORIDA SEC 7 p.m.

29 -/ -/ CENTRAL MICHIGAN ESPN+ 7 p.m.

DECEMBER

7 -/ -/ SOUTHERN³ SEC 7 p.m.

11 -/ -/ at Notre Dame ESPN 5:15 p.m.

18 -/ -/ vs. Ohio State⁴ CBS 5:15 p.m.

22 -/ -/ LOUISVILLE ESPN 6 p.m.

29 -/ -/ MISSOURI* SEC 7 p.m.

31 -/ -/ HIGH POINT SEC Noon

JANUARY

4 -/ -/ at LSU* ESPN 7 p.m.

8 -/ -/ GEORGIA* SEC 6 p.m.

11 -/ -/ at Vanderbilt* ESPN/2 7 p.m.

15 -/ -/ TENNESSEE* ESPN Noon

19 -/ -/ at Texas A&M* SEC 8:30 p.m.

22 -/ -/ at Auburn* CBS 1/130 p.m.

25 -/ -/ MISSISSIPPI STATE* ESPN 9 p.m.

29 -/ -/ at Kansas⁵ ESPN 6 p.m.

FEBRUARY

2 -/ -/ VANDERBILT* SEC 7 p.m.

5 -/ -/ at Alabama* ESPN/2 8 p.m.

8 -/ -/ at South Carolina* ESPN/2 7 p.m.

12 -/ -/ FLORIDA* ESPN/2 4 p.m.

15 -/ -/ at Tennessee* ESPN/2 9 p.m.

19 -/ -/ ALABAMA* CBS 1 p.m.

23 -/ -/ LSU* ESPN/2 9 p.m.

26 -/ -/ at Arkansas* CBS 2 p.m.

MARCH

1 -/ -/ OLE MISS* ESPN/2 7 p.m.

5 -/ -/ at Florida* CBS 2 p.m.

All times Eastern | *SEC conference game | HOME GAMES IN CAPS | ^Exhibition

¹ Champions Classic (New York | Madison Square Garden)

² The Kentucky Classic (Rupp Arena | Lexington, Ky.)

³ Unity Series (Rupp Arena | Lexington, Ky.)

⁴ CBS Sports Classic (T-Mobile Arena | Las Vegas)

⁵ Big 12/SEC Challenge (Allen Fieldhouse | Lawrence, Kan.)

⁶ SEC Tournament (Bridgestone Arena | Nashville, Tenn.)

BROADCAST INFO

TELEVISION

Play-by-play: Dan Shulman
Analyst: Jay Bilas
Sideline: Holly Rowe



HOME RADIO

Play-by-play: Tom Leach
Analyst: Mike Pratt







SATELLITE RADIO

Sirus: 134
XM: 190
SXM App: 961



TV CHART

							
0 JACOB TOPPIN	1 CJ FREDRICK	2 SAHVIR WHEELER	3 TYTY WASHINGTON JR.	4 DAIMION COLLINS	10 DAVION MINTZ	11 DONTAIE ALLEN	12 KEION BROOKS JR.
Junior Forward 6-9 200 Brooklyn, N.Y. Univ. of Rhode Island @Jtoppin0 @jtoppin_0	RS Junior Guard 6-3 190 Cincinnati University of Iowa @cj_fredrick @cj_fredrick5	Junior Guard 5-9 180 Houston University of Georgia @sahvir_ @sahvir_ <i>(sah-VEER)</i>	Freshman Guard 6-3 197 Phoenix AZ Compass Prep @tytywashington3 @tytywashington3	Freshman Forward 6-9 202 Atlanta, Texas Atlanta High School @CollinsDaimion @daimionfmetx	Graduate Guard 6-3 195 Charlotte, N.C. Creighton University @deemintz1 @davion <i>(mints)</i>	RS Sophomore Guard 6-6 205 Falmouth, Ky. Pendleton County HS @DontaieAllen11 @dontaieallen11 @dontaieallen1	Junior Forward 6-7 210 Fort Wayne, Ind. La Lumiere School @KeionB_12 @keionb

						
14 BRENNAN CANADA	20 ZAN PAYNE	23 BRYCE HOPKINS	25 KAREEM WATKINS	31 KELLAN GRADY	54 OSCAR TSHIEBWE	55 LANCE WARE
Junior Forward 6-6 198 Mount Sterling, Ky. George Rogers Clark HS @brennanc14 @brennanc14 @brennanc14	RS Junior Guard/Forward 6-4 215 Lexington, Ky. Lexington Catholic HS @young_payne2321 @alexander.payne23	Freshman Forward 6-6 220 Oak Park, Ill. Fenwick High School @BryceHopkins @brycehopkins	Sophomore Guard 5-8 170 Camden, N.J. Kingsway Regional HS @stink_cvp	Graduate Guard 6-5 205 Boston Davidson University @KellanGrady31 @kellangrady31	Junior Forward 6-9 255 Lubumbashi, D.R. of the Congo West Virginia Univ. @Oscartshiebwe34 @oscar_tshiebwe <i>(SHEE-bway)</i>	Sophomore Forward 6-9 225 Camden, N.J. Camden High School @lanceware12 @lance.ware

				
JOHN CALIPARI	BRUISER FLINT	ORLANDO ANTIGUA	CHIN COLEMAN	JAI LUCAS
Head Coach 13th Season @UKCoachCalipari @ukcoachcalipari @UKCoachCalipari <i>(cal-uh-PEAR-ee)</i>	Assoc. to the HC Second season at UK First season as associate to the head coach @brufint14	Associate Coach Sixth season at UK First season as associate @CoachAntigua @coachantigua	Assistant Coach First season at UK First season as assistant	Assistant Coach/ Recruiting Coord. Second season at UK Second season as assistant @CoachLuc @jai.luc <i>(jay)</i>

Alphabetical Roster

NO.	NAME	POS.	HT.	WT.	CL.	HOMETOWN (PREVIOUS SCHOOL)
11	Dontaie Allen	G	6-6	205	RS-So.	Falmouth, Ky. (Pendleton County HS)
12	Keion Brooks Jr.	F	6-7	210	Jr.	Fort Wayne, Ind. (La Lumiere HS)
14	Brennan Canada	F	6-6	198	Jr.	Mount Sterling, Ky. (George Rogers Clark HS)
4	Daimion Collins	F	6-9	202	Fr.	Atlanta, Texas (Atlanta HS)
1	CJ Fredrick	G	6-3	190	RS-Jr.	Cincinnati (University of Iowa)
31	Kellan Grady	G	6-5	205	Gr.	Boston (Davidson University)
23	Bryce Hopkins	F	6-6	220	Fr.	Oak Park, Ill. (Fenwick HS)
10	Davion Mintz	G	6-3	195	Gr.	Charlotte, N.C. (Creighton University)
21	Zan Payne	G/F	6-4	215	RS-Jr.	Lexington, Ky. (Lexington Catholic HS)
0	Jacob Toppin	F	6-9	200	Jr.	Brooklyn, N.Y. (University of Rhode Island)
34	Oscar Tshiebwe	F	6-9	255	Jr.	Lubumbashi, Democratic Republic of the Congo (West Virginia University)
55	Lance Ware	F	6-9	225	So.	Camden, N.J. (Camden HS)
3	TyTy Washington Jr.	G	6-3	197	Fr.	Phoenix (AZ Compass Prep)
25	Kareem Watkins	G	5-8	170	So.	Camden, N.J. (Kingsway Regional HS)
2	Sahvir Wheeler	G	5-9	180	Jr.	Houston (University of Georgia)

On the Bench

Head Coach: John Calipari (Clarion, 1982)
Associate to the Head Coach: James "Bruiser" Flint (St. Joseph's, 1987)
Associate Coach: Orlando Antigua (Pittsburgh, 1995)
Assistant Coaches: Ronald "Chin" Coleman (Lamar, 1997), Jai Lucas (Texas, 2011)
Assoc. AD/Basketball Operations: Chris Woolard (UCLA, 1997)
Director of Player Development: TJ Beisner (Kentucky, 2008)
Director of Basketball Admin.: Will Barton (Kentucky, 2013)
Strength and Conditioning Coach: Robert Harris (Kentucky State, 2009)
Head Athletic Trainer: Geoffrey Staton (North Carolina, 2007)
Equipment Manager: Mark Evans (Kentucky, 2013)
Graduate Assistant Coaches: Brad Calipari (Kentucky, 2019), Riley Welch (Kentucky, 2021)



POLLS, STATS, MEDIA INFO

Weekly Media Schedule

all times ET unless indicated otherwise

8 Mon. Media opportunity with John Calipari, players: TBD (Zoom only)	9 Tue. vs. Duke 9:30 p.m. ESPN	10 Wed. Off day No media availability	11 Thu. Media opportunity with an assistant coach 10:30 a.m. 2:30 p.m. practice	12 Fri. vs. Robert Morris 7 p.m. SEC Network	13 Sat. Practice: 4 p.m. No media availability	14 Sun. Practice: 4 p.m. No media availability
---	---	--	--	---	---	---

Communications & PR Staff



Eric Lindsey
Director
Cell - 859.619.0944
Email - eric.lindsey@uky.edu



Deb Moore
Associate Director
Cell - 859.559.5781
Email - deb.moore@uky.edu

Media Information

CREDENTIAL REQUESTS

Requests for single-game credentials will open **14** days prior to the deadline date and close **five** days prior to game day online at sportssystem.com/Kentucky.

CREDENTIAL CRITERIA

The University of Kentucky's decision to issue credentials to a media outlet for the purposes of covering a UK basketball home or away event is determined by a variety of factors. They include the following:

- Priority is given to outlets based on circulation size/household reach/unique site visitors
- Additional consideration is based on amount of original content generated, number of full-time employees of the outlet, length of existence of the outlet and the journalist experience of the reporter(s)
- Attendance at Kentucky media sessions, including Olympic sport opportunities and the intention/ability to cover all 22 sports at Kentucky both at home and on the road, also is considered
- Professionalism, which includes is not limited to conduct at games, press conferences, practices, on social media, etc.

Being granted credentials at another institution/event does not equate to meeting the criteria for the University of Kentucky. Being granted credentials for one UK event does not guarantee approval for other UK events. The University of Kentucky has the right to deny or revoke credentials under its own discretion. Credentialing also is dependent on space availability.

INTERVIEW POLICIES-GENERAL

All interviews with University of Kentucky basketball players or staff members must be arranged through the Communications and Public Relations office. Media should never contact a player or coach directly.

The Wildcat Coal Lodge, dormitories, team locker rooms and other team quarters are private team areas. Media members are not permitted in these areas unless accompanied by appropriate university personnel.

PRACTICE/PRESS CONFERENCES

Other than announced exceptions, UK basketball practices are closed to the media.

Player interviews are conducted pregame weekly and will be available to all UK media. UK will accept requests for player interviews, but they must be submitted 24 hours prior to the scheduled availability.

Coach John Calipari will meet with members of the media at least once a week in the Memorial Coliseum Media Room.

Game-day shoot-arounds are closed to the media.

TELEPHONE PLAYER INTERVIEWS

Telephone interviews are available to the media on a call-back basis. Individual player and coach telephone numbers will not be given to members of the media.

Players are instructed not to conduct interviews when contacted directly by telephone. The Communications and Public Relations office will arrange for telephone interviews at a time most convenient for the student-athlete.

Other special requests are handled on a case-by-case basis.

POSTGAME INTERVIEWS

Following each game, there is a cooling-off period, during which time the players shower and dress. Approximately 10 minutes after the game ends, Coach Calipari conducts his postgame press conference while a player speaks to the UK Sports Network.

Following Coach Calipari's press conference in the Rupp Arena interview room and the cooling-off period, selected UK players are available in the interview room.

The Polls

Associated Press Top 25 Preseason

1. Gonzaga (55)
2. UCLA (8)
3. Kansas
4. Villanova
5. Texas
6. Michigan
7. Purdue
8. Baylor
9. Duke
10. **Kentucky**
11. Illinois
12. Memphis
13. Oregon
14. Alabama
15. Houston
16. Arkansas
17. Ohio State
18. Tennessee
19. North Carolina
20. Florida State
21. Maryland
22. Auburn
23. St. Bonaventure
24. UConn
25. Virginia

Receiving Votes: Michigan State, Indiana, USC, Arizona, Virginia Tech, Oklahoma State, Xavier, Texas Tech, Richmond, Rutgers, Colorado State, Belmont, LSU, St. John's, Mississippi State, Syracuse, San Diego State, Drake, Colorado, BYU, Louisville, Notre Dame

USA Today Coaches Poll Preseason

1. Gonzaga (29)
2. UCLA (2)
3. Kansas
4. Villanova
5. Texas
6. Michigan
7. Purdue
8. Baylor
9. Duke
10. Illinois
11. **Kentucky**
12. Oregon
13. Alabama
14. Houston
15. Arkansas
16. Memphis
17. Tennessee
- T17. Ohio State
19. Florida State
20. North Carolina
21. Maryland
22. Auburn
23. UConn
24. St. Bonaventure
25. Virginia

Receiving Votes: Michigan State, Texas Tech, USC, West Virginia, Indiana, Virginia Tech, Loyola-Chicago, Oklahoma State, Arizona, Creighton, Syracuse, Colorado State, Drake, Richmond, Notre Dame, Iowa, Rutgers, LSU, Colorado, Xavier, Nevada, Butler, Boise State

UK in the Rankings

Team Rankings (2020-21)

Category	Stat	SEC [NCAA]
Scoring	70.4	11th [193rd]
Scoring Defense	70.2	6th [175th]
Scoring Margin	+0.3	10th [191st]
Free-Throw %	.729	6th [94th]
Field-Goal %	.417	12th [277th]
Field-Goal % Def.	.413	4th [59th]
3-Point FG %	.335	6th [177th]
3-Point FG % Def.	.312	4th [57th]
Rebounds Per Game	38.0	6th [55th]
Opponent Rebs. Per Game	36.2	9th
Rebounding Margin	+1.8	8th [126th]
Blocks Per Game	5.9	2nd [3rd]
Assists Per Game	12.6	10th [218th]
Steals Per Game	6.3	12th [186th]
Turnover Margin	-1.3	12th [257th]
Assist-to-TO Ratio	0.9	8th [228th]
Off. Rebs. Per Game	12.0	7th [42nd]
Def. Rebs. Per Game	26.0	6th [129th]
Def. Rebound %	.695	9th
Off. Rebound %	.326	6th
3-Point FG Per Game	6.4	11th [255th]

Individual Rankings (2020-21)

Category/Player	Stat	SEC [NCAA]
3-Point FGs Per Game/Mintz	2.2	6th [153rd]
Assist-to-TO Ratio/Mintz	1.6	3rd [183rd]
Blocks Per Game/Jackson	2.6	1st [15th]
Def. Rebs. Per Game/Jackson	4.5	9th [311th]
Double-Doubles/Sarr	3	T12th [T225th]
Double-Doubles/Brooks Jr.	2	T16th [T333rd]
Double-Doubles/Jackson	2	T16th [T333rd]
Minutes Per Game/Mintz	30.8	18th
Rebounds Per Game/Jackson	6.6	9th [221st]

SEC Standings

Team	SEC Record	Overall Record	Games Back
Alabama	0-0 (.000)	0-0 (.000)	-
Arkansas	0-0 (.000)	0-0 (.000)	-
Auburn	0-0 (.000)	0-0 (.000)	-
Florida	0-0 (.000)	0-0 (.000)	-
Georgia	0-0 (.000)	0-0 (.000)	-
Kentucky	0-0 (.000)	0-0 (.000)	-
LSU	0-0 (.000)	0-0 (.000)	-
Mississippi State	0-0 (.000)	0-0 (.000)	-
Missouri	0-0 (.000)	0-0 (.000)	-
Ole Miss	0-0 (.000)	0-0 (.000)	-
South Carolina	0-0 (.000)	0-0 (.000)	-
Tennessee	0-0 (.000)	0-0 (.000)	-
Texas A&M	0-0 (.000)	0-0 (.000)	-
Vanderbilt	0-0 (.000)	0-0 (.000)	-

Upcoming in the SEC

Nov. 9-12

Contest	Time	TV Network
Tuesday, Nov. 9		
UT Martin at Tennessee	7 p.m.	SEC Network
SC Upstate at South Carolina	7 p.m.	SEC Network+
FIU at Georgia	7 p.m.	ESPN+
New Orleans at Ole Miss	7:30 p.m.	SEC Network+
UL Monroe at LSU	8 p.m.	SEC Network+
Elon at Florida	8 p.m.	SEC Network+
Morehead State at Auburn	8 p.m.	SEC Network+
Mercer at Arkansas	8 p.m.	SEC Network+
Central Michigan at Missouri	8 p.m.	SEC Network+
Louisiana Tech at Alabama	9 p.m.	SEC Network
Kentucky vs. Duke^A	9:30 p.m.	ESPN

Wednesday, Nov. 10

Alabama State at Vanderbilt	8 p.m.	SEC Network+
North Alabama at Mississippi State	8 p.m.	SEC Network+
North Florida at Texas A&M	8 p.m.	ESPN+

Friday, Nov. 12

Charleston Southern at Ole Miss	7 p.m.	SEC Network+
Robert Morris at Kentucky	7 p.m.	SEC Network
Texas State at LSU	8 p.m.	SEC Network+
UL Monroe at Auburn	8 p.m.	SEC Network+
South Dakota State at Alabama	8 p.m.	SEC Network+
Abilene Christian at Texas A&M	8 p.m.	SEC Network+
Princeton vs. South Carolina	9:30 p.m.	ESPN News

All times Eastern



NOTES

Honoring the Cats

Keion Brooks Jr.

- Preseason All-SEC Second Team (Media/Coaches)

Kellan Grady

- Lute Olson Award Preseason Watch List
- Jerry West Award Preseason Watch List
- Preseason All-SEC Second Team (Media/Coaches)

Oscar Tshiebwe

- ESPN Preseason Top 25 List
- Kareem Abdul-Jabbar Award Preseason Watch List
- Preseason All-SEC Second Team (Media/Coaches)

TyTy Washington Jr.

- Lute Olson Award Preseason Watch List
- 247Sports Preseason Freshman All-America Team

Sahvir Wheeler

- Bob Cousy Award Preseason Watch List
- Preseason All-SEC First Team (Media/Coaches)

Season Starts with a Bang

Even John Calipari can sense the palpable buzz heading into the 2021-22 regular-season opener vs. Duke in the Champions Classic. "It's like the biggest game in a decade," Calipari said after the Wildcats' final exhibition game. "The tickets are ridiculous. It's crazy." Sure, some of it is hyperbole, especially for a coach that understands Kentucky is "everybody's Super Bowl" and who preaches the process early in the season as his teams figure out how to play.

But there's no denying that all eyes will be on Tuesday when the Wildcats face the Blue Devils in Madison Square Garden on ESPN. The game will feature a number of juicy storylines, as is often the case when the two bluebloods meet.

It will mark the beginning of the final season of Mike Krzyzewski's Hall of Fame career. The all-time winningest coach in men's Division I college basketball will hang it up after this season. It seems fitting that his final campaign will begin against the nation's all-time winningest program.

The two squads will enter the season ranked in the top 10 of the Associated Press Top 25. Kentucky will begin at No. 10 and Duke is just a spot ahead at No. 9.

Both teams had rare off seasons in 2020-21 because of COVID-19 complications, but both have retooled and are expected to be among the best teams in the country.

Kentucky leads the all-time series 12-10, but Duke has caught up with an 8-2 record over the last 10 games. The two teams have opened the regular season vs. one another three times before. Duke has won all three of those previous matchups.

This matchup will mark the first between the two schools since the Blue Devils delivered UK a 118-84 drubbing in the 2018 Champions Classic, Kentucky's worst loss since 2008 and the largest margin of defeat in Calipari's career. The Wildcats would bounce back with a 30-7 season that ended in the Elite Eight (another reason why Calipari may have been speaking tongue in cheek when he called it the biggest game in a decade).

The Champions Classic

Kentucky is 5-5 in Champions Classic games, tied with Kansas and one game behind Duke. Michigan State is 4-6. The Wildcats are 1-2 vs. the Blue Devils in the Champions Classic. All three previous matchups were top-10 showdowns (Associated Press Top 25).

There have been 13 top-10 matchups in the Champions Classic. Kentucky has been involved in seven of them and has a 3-4 record in those games.

The Wildcats lost last season's Champions Classic matchup vs. Kansas, 65-62, in an empty arena in Indianapolis due to the COVID-19 pandemic. Kentucky has never lost more than two in a row in the series.

This will mark the fourth time the event is held in Madison Square Garden. UK won the three previous games -- all by seven points or more.

Kentucky in New York

Kentucky has historically performed well under the bright lights of New York. The Wildcats are 38-14 in games in the New York City area, including wins in 10 of the last 12 games.

In the modern-day version of Madison Square Garden, UK is 14-4. The latest appearance in "the Mecca of Basketball" was a thrilling 69-62 victory for Kentucky on Nov. 5, 2019, in a matchup of the nation's preseason top two teams. The Wildcats knocked off the top-ranked Spartans behind 26 points in Tyrese Maxey's Kentucky debut.

UK is 3-0 in the Champions Classic in Madison Square Garden. The Wildcats are 0-2 vs. Duke in all-time matchups in New York.

Kentucky in Season Openers

Now in its 120th season of college basketball, Kentucky is 98-20 all-time in season openers entering 2021-22 (the Wildcats did not have a schedule in 1952-53 due to NCAA suspension).

UK has won 11 of 12 in season openers under John Calipari. Kentucky's lone season-opening loss in the Calipari era was in 2018-19, which snapped a nine-game winning streak that began when Calipari took the job. Prior to that loss, Calipari-coached teams had won 14 straight regular-season openers dating back to his time at Memphis.

Included in Kentucky's 98-20 all-time season-opening record was a 34-game winning streak from the 1927-28 season to the 1961-62 season.

Big-Game Cal, Cats

John Calipari's teams aren't just good against the best teams in the country, they're great. Not only does Kentucky own a 64-38 record (62.7%) vs. Associated Press Top 25 teams under John Calipari, UK is 7-4 when both teams are ranked in the AP top five.

All-time, Calipari is 13-8 when both teams are ranked in the AP top five. When both teams are ranked in the AP Top 25, Calipari's all-time record is 86-58, including a 55-30 mark at Kentucky. When both are ranked in the top 10 he has a 27-19 record, including 16-12 at UK.

By defeating top-ranked Michigan State to start the 2019-20 season, UK knocked off the No. 1 team in consecutive seasons for the first time in school history. Kentucky downed Tennessee on Feb. 19, 2019. With the win over MSU to begin 2019-20, the Wildcats have nine victories over the No. 1 team in 25 tries in program history.

Calipari improved to 6-4 vs. the No. 1 team in his career with the win vs. Michigan State, including 3-2 at Kentucky. According to ESPN, Calipari is the only coach with a winning (.600) percentage against No. 1 ranked teams with a minimum of 10 games faced against the No. 1.

Takeaways from the Tune-Ups

Kentucky won both of its exhibition games leading up to regular-season play, defeating Kentucky Wesleyan 95-72 on Oct. 29 before holding off Miles College in a too-close-for-comfort 80-71 victory on Friday. Both were NCAA Division II programs.

The Wildcats have a knack for taking care of business in exhibition games. UK is 40-12 all-time in exhibition games and has won its last 19 such contests, dating back to Nov. 2, 2014, vs. Pikeville. Kentucky is 36-1 in exhibition games with John Calipari at the helm.

A few notes that stood out in the two games:

- UK shot 51.5% from the floor over the two games, including 45.8% from 3-point range
- The Wildcats averaged 18.0 assists per game
- Kentucky scored 87.5 points per game
- TyTy Washington Jr., a freshman, led UK in scoring with 16.5 points per game on 59% shooting, including 6 for 6 from 3-point range. He also averaged 4.0 assists in the two contests
- Sahvir Wheeler tallied 12.5 points per game, including a team-best 6.0 assists a contest
- Keion Brooks Jr. was 4 for 8 from 3-point range in the two exhibitions en route to 12.0 points per game
- Kellan Grady also averaged 12.0 points with four 3-pointers across the two matchups
- Oscar Tshiebwe led the team on the boards with 11.0 rebounds per game

Sahvir Wheeler Leads Second-Half Rally in Final Exhibition Win

Kentucky knew it would face an early-season challenge in November. The Wildcats probably didn't expect that challenge would come on Friday against Division II Miles College.



NOTES

2021-22 Lead-Deficit Comparison

Opponent	Biggest Lead	Biggest Deficit	Biggest Run	Changes	Ties	Led	Trailed	Result
vs. Duke								
ROBERT MORRIS								
MOUNT ST. MARY'S								
OHIO								
ALBANY								
NORTH FLORIDA								
CENTRAL MICHIGAN								
SOUTHERN								
at Notre Dame								
vs. Ohio State								
LOUISVILLE								
MISSOURI*								
HIGH POINT								
at LSU*								
GEORGIA*								
at Vanderbilt*								
TENNESSEE*								
at Texas A&M*								
at Auburn*								
MISSISSIPPI STATE*								
at Kansas								
VANDERBILT*								
at Alabama*								
at South Carolina*								
FLORIDA*								
at Tennessee*								
ALABAMA*								
LSU*								
at Arkansas*								
OLE MISS*								
at Florida*								
BIGGEST/MOST	-	-	-	-	-	-	-	
TOTALS						-	-	

Sahvir Wheeler sparked a second-half run as UK came from behind to beat Miles 80-71 at Rupp Arena. Wheeler scored six points in an 8-0 run that gave the Wildcats the lead after they trailed by seven at the half.

Wheeler and TyTy Washington Jr. led UK with 15 points and six assists apiece.

"I thought Sahvir defensively was ridiculous," John Calipari said. "It's hard to play that way for 30 minutes or more, but he did it. And I thought TyTy did some good stuff."

Kellan Grady hit all three of his attempts from behind the arc on his way to 13 points and Jacob Toppin hit five of his seven shots on his way to 12 points. Oscar Tshiebwe was held to four points but led all players with 12 rebounds.

Kentucky hit 31 of 63 (49.2%) from the floor in the game, including 11 of 19 (57.9%) from 3-point range. The Wildcats got 36 points in the paint, 27 points off the bench and 26 points off of 18 Miles turnovers.

"We're going to have to play better. We have to have some post presence," Calipari said. "You guys know what I say when you have no post presence. You've got to be able to throw it there and get a couple easy baskets. So it's both defensively and offensively."

Miles College was not intimidated of the stage or the Wildcats. Thanks to an 11-for-15 performance from 3-point range -- including making their first six -- the Golden Bears led for almost all of the first half, continually going on runs every time Kentucky closed within a point or two.

One of those runs, an 11-2 stretch, gave Miles College its biggest lead, 36-26, with 5:28 left in the half.

Kellan Grady hit back-to-back 3s to cut the deficit to 36-32 and the Wildcats would keep chipping away to eventually get within one, 38-37. However, the Golden Bears closed the half on an 8-2 run to lead 46-39 at the break.

"I kept saying it: 'Are you watching the game?' I'm in the huddle. They haven't made a 2. Are you watching?" Calipari said. "So, we don't drive them off the line. So, we're closing with our hands down, and then when he goes to shoot the 3 we go like this, and as it goes over our hands we go like that and they make another 3. It was disappointing. Like, you had to be sitting there watching. How many teams are going to come in here knowing they got to make 15 3s to beat us? There's going to be teams that are going to know, if we don't make enough 3s we can't beat them."

When the second half started, Wheeler took over. He hit a 3 on his way to scoring six of Kentucky's eight points in an 8-0 run that gave the Cats the lead, 47-46. After Miles took the lead back briefly, Wheeler scored again, this time putting UK ahead for good.

Kentucky turned a seven-point halftime deficit into a double-digit lead on the strength of a 22-2 run to open the second stanza.

Miles would not go away quietly. The Golden Bears used a 7-2 run to get within eight, 63-55, with 7:47 to play. Miles would get as close as seven, 66-59, but could get no closer.

"I'm not discouraged," Calipari said. "Probably not encouraged, but we are probably where we need to be right now. My issue is next man up. Can you play that way?"

One of the Most Experienced Squads in School History

This Kentucky team isn't just experienced by the standards of the usually green John Calipari era, it's historically experienced.

This group, stocked with transfers who played major minutes at other schools, key returners and only three freshmen, will start the season with 13,385 total minutes at the NCAA Division I level. That is more than any team in the history of Kentucky basketball entering a season (minutes statistics available through the 1964-65 season).

Other metrics back up the experience. This team also returns 5,203 career points at the NCAA Division I level, the second most in school history. Only the 1995-96 national title team -- hailed as one of the greatest college basketball teams of all-time -- returned more with 5,232 points (that team, like the 2021-22 group, was aided by transfers with Derek Anderson and Mark Pope).

The 2021-22 squad has played in 541 Division I games, the most by a Kentucky team since the 2002-03 group returned 559 games to its roster.

This team is also rather long in the tooth. Using strictly years, the 2021-22 team averaged 20.7 years in age as of Nov. 1, 2021. The 2019-20 group had an average age of 19.5 years old. The 2021-22 mark is among the top 25 oldest teams in the country. If one factors in a player's down-to-the-day age (in other words, their age number plus days), this team's average age is actually 21.2 years old as of Nov. 1, 2021.

(It should be noted with all the experience boosts that college basketball is collectively older with the NCAA's COVID-19 additional season of eligibility. Davion Mintz and Kellan Grady are using an extra season for Kentucky.)

UK's roster features a sixth-year graduate, a fifth-year graduate, two red-shirt juniors, five juniors, a redshirt sophomore, two sophomores, and three highly touted four- and five-star freshmen. Nine of the 15 players are juniors or above.



NOTES

It is true that not all experience is equal. Experience in college basketball is not the same as experience at Kentucky.

But even by those standards, this is one of Calipari's most veteran groups. From just a UK returners standpoint, Calipari's squad will return 42.1% of its minutes, 41.9% of its scoring, 39.0% of the rebounds, 42.4% of the assists and 60.6% of the 3-pointers from a season ago. For comparison, the only two Calipari-coached Kentucky teams that returned more UK minutes and more points (in terms of percentages) than the 2021-22 team returns were the 2011-12 national championship squad and the 2014-15 Final Four team that started the season 38-0.

How big of a change is it for Calipari? All but one of his previous 12 teams at UK ranked in the bottom 20 nationally in Ken Pomeroy's experience rankings, including two teams that were dead last.

"When you have veterans, they're on time," Calipari said. "Without even saying anything, they lead. That's been fun. I haven't had many teams with veteran kind of players on it, so I kind of forget that it takes one thing off your plate."

Transfer of Power

Kentucky has dominated the recruiting scene under John Calipari, ranking in the top three of every major national recruiting ranking until this past class.

UK's 2021 freshman haul is once again very good, but Calipari and his staff went a different route in restocking the roster for 2021-22: transfers.

With student-athletes in basketball now granted a one-time waiver to transfer without penalty, UK picked up three transfers in the offseason in Kellan Grady (graduate transfer), a 2,000-point scorer from Davidson, Sahvir Wheeler, Georgia's single-season assists leader, and CJ Fredrick, the Big Ten's top 3-point shooter over the last two seasons.

But those are just half of the transfers on the roster. Former All-Big 12 performer Oscar Tshiebwe transferred from West Virginia in the middle of last season and Kentucky returners Davion Mintz (Creighton) and Jacob Toppin (Rhode Island) changed schools before the 2020-21 season. Mintz was Kentucky's leading scorer last season and Toppin played major minutes.

UK's six transfers are its most on a roster in school history.

Taking out Mintz and Toppin, who have already played minutes at Kentucky, UK's four newest transfers (Fredrick, Grady, Tshiebwe and Wheeler) have combined for 3,538 points at their previous stops. That's the seventh-biggest haul in the 2021-22 transfer class.

Their production additions are significant nationally. Grady, with 2,002 career points, enters the season with the second-most points in college basketball on an active roster (only Antoine Davis, from Detroit-Mercy, with 2,040 has more). Fredrick has the top 3-point percentage in the country among all players with at least 150 3-point attempts starting the 2021-22 year. And Wheeler ranks sixth among all returners nationally with 5.82 assists per game.

The Rookies are Still Good

Although the influx of transfers has stolen the headlines of this Kentucky team, don't overlook the freshmen. Just like every John Calipari team at Kentucky, this freshman class is loaded, albeit a bit smaller in terms of total numbers.

UK's three freshmen were all consensus four- or five-star prospects and all were consensus top-50 signees.

Forward Daimion Collins, a 6-foot-9 pogo stick who has already drawn comparisons to Isaiah Jackson -- a first-round pick in the 2021 NBA Draft -- was ranked as high as No. 13 by 247Sports.

Guard TyTy Washington Jr. rose up the rankings late in the spring cycle and was tabbed the No. 14 overall player in the class by Rivals and ESPN. He has already shown in practice and in the Blue-White Game an ability to score at all three levels.

And forward Bryce Hopkins, ranked as high as No. 33 by ESPN, has drawn rave reviews from Calipari in the preseason for his skill level and toughness.

All three are expected to play major minutes this season.

The class ranked outside the top three in the major recruiting services for the first time in the Calipari era but only because of the smaller class size. Don't expect it to be the trend as UK is already in the hunt for the top class in 2022.

Kentucky Starts Season in Top 10

For the 12th time in 13 seasons under head coach John Calipari, Kentucky begins the season among the preseason top 10 in the Associated Press Top 25. The Wildcats were tabbed No. 10 for the second straight year. UK will start the season No. 11 in the USA Today Coaches Poll.

Calipari has had a team ranked among the top 11 in the AP Top 25 in all 13 seasons at the helm, as voted on by a panel comprised of media members throughout the country.

With comprehensive records dating back to the 1980-81 season, the fewest wins in a prior season by a team in the preseason AP top 10 was Ohio State with 17 wins in 1990-91, according to STATS. Kentucky had nine last season.

Seven Kentucky opponents enter the 2021-22 season ranked in the AP Top 25, including three nonconference opponents in Kansas (No. 3), Duke (No. 9) and Ohio State (No. 17). Notre Dame and Louisville sit just outside of the top 25 and are receiving votes to begin the season.

In addition to the Wildcats, the other Southeastern Conference programs ranked in the AP Top 25 to begin the season include Alabama (No. 14), Arkansas (No. 16), Tennessee (No. 18) and Auburn (No. 22). Two teams in LSU and Mississippi State are receiving votes. Kentucky plays Alabama and Tennessee twice.

Based on preseason polls, UK will have nine total matchups in 2021-22 against AP Top 25 opponents.

UK Picked to Win SEC Title; Four Honored in Preseason

Bolstered by a collection of transfers and top-rated freshmen, as well as a core group of returners who combine to form the most experienced Kentucky team under the direction of 13th-year head coach John Calipari, the Wildcats were picked to win the 2022 Southeastern Conference title by the league's media.

UK was voted to win their seventh regular-season title under Calipari by the league's media members. Should Kentucky achieve the feat, it would mark the program's 50th overall regular-season title. No other school comes close, with LSU in second place with 11 SEC regular-season championships.

In addition to the preseason poll, four Wildcats were selected to the preseason All-SEC squads by both the media and the coaches. Junior guard Sahvir Wheeler was picked to the first team, while graduate student guard Kellan Grady and junior forwards Keion Brooks Jr. and Oscar Tshiebwe were tabbed to the second team. Brooks and Wheeler also received at least one vote for the preseason pick for SEC Player of the Year by the media.


It's the 16th time since the 1998-99 season the Wildcats are the overall preseason favorite. Calipari has directed his teams to regular-season SEC crowns in 2010, 2012, 2015, 2016, 2017 and 2020. Kentucky has claimed the SEC Tournament title six times under his direction in 2010, 2011, 2015, 2016, 2017 and 2018.

Last Season 'a Blip'

By just about every measure, the 2020-21 season was one of the worst in Kentucky's storied history. The winningest program in college basketball posted a 9-16 record, just the program's second losing record since 1927.

A perfect storm of COVID-19 complications, youth (UK was once again one of the most inexperienced teams in the country with only one scholarship returner), injuries (the Wildcats played just one game, the final one of the season, with its full complement of scholarship players), close losses (2-6 in one-possession games) and late-game breakdowns (Kentucky led

Measurables



Daimion Collins

Wing Span	Max Vertical	Hand Width	3/4-Court Sprint	185-Pound Bench
1. Daimion Collins - 7'5"	1. Jacob Toppin - 42.5"	1. Dontaie Allen - 11.5"	1. Davion Mintz - 2.81	1. Oscar Tshiebwe - 16 reps
2. Oscar Tshiebwe - 7'4"	2. Daimion Collins - 42.0"	2. Oscar Tshiebwe - 10.75"	2. Oscar Tshiebwe - 3.20	2. Davion Mintz - 15 reps
3. Dontaie Allen - 7'2.50"	3. Davion Mintz - 39.0"	3. Keion Brooks Jr. - 10.5"	3. Sahvir Wheeler - 3.22	3. Kellan Grady - 13 reps
T4. Keion Brooks Jr. - 7'1"	4. Kareem Watkins - 38.5"	4. Bryce Hopkins - 10.25"	T4. Daimion Collins - 3.29	4. Sahvir Wheeler - 11 reps
T4. Lance Ware - 7'1"	5. Sahvir Wheeler - 38.0"	T5. Daimion Collins - 9.75"	T4. Kareem Watkins - 3.29	T5. Lance Ware - 8 reps
		T5. Kellan Grady - 9.75"		T5. Kareem Watkins - 8 reps
		T5. Jacob Toppin - 9.75"		
		T5. Lance Ware - 9.75"		

Miscellaneous Stats

<p>Charges Drawn</p> <p>First Sub</p> <p>5-Second Violations Forced by Kentucky - 0 Forced by Opponent - 0</p> <p>10-Second Violations Forced by Kentucky - 0 Forced by Opponent - 0</p> <p>Shot-Clock Violations Forced by Kentucky - 0 Forced by Opponent - 0</p> <p>Tip-offs (including OT) Won by Kentucky - 0 Won by Opponent - 0</p>	<p>3-Point Plays</p> <p>4-Point Plays</p>
--	---



NOTES

in the second half in 12 of its 16 losses) led to a season that John Calipari took full responsibility for and deemed "unacceptable."

"We can put it on COVID, no summer ... new guys, Keion (Brooks Jr.) didn't play, blah, blah, blah -- it's still unacceptable," Calipari said.

Calipari went to work this offseason to ensure it never happens again.

The roster features seven newcomers (which includes last season's midseason addition of Oscar Tshiebwe), four of whom are transfers, and three highly touted freshmen. The additions feature a 2,000-point scorer (Kellan Grady from Davidson), the Southeastern Conference's top assists man from last season (Sahvir Wheeler from Georgia), the Big Ten's best 3-point shooter over the last two seasons (CJ Fredrick from Iowa) and an All-Big 12 performer (Tshiebwe).

Plus, UK brought back its 2020-21 leading scorer in Davion Mintz, a proven veteran in Brooks, and key 2020-21 contributors in Dontae Allen, Jacob Coppin and Lance Ware.

Calipari also retooled his staff with the addition of Chin Coleman and the return of fan favorite Orlando Antigua, two of the best recruiters in the country.

"Last year is a blip," Calipari said. "That's so far behind me, what we went through. I learned from it, and you move on."

Despite the blip, Kentucky remains the leader in college basketball under Calipari. Even with missing the NCAA Tournament last season, UK leads the country in NCAA Tournament wins, Sweet Sixteen appearances, Elite Eight trips and Final Four berths over the previous 12 seasons.

Roster Losses

Seven players are gone from last season's 2020-21 squad.

Isaiah Jackson and Brandon Boston Jr. were selected in the 2021 NBA Draft; Terrence Clarke died tragically in a car accident in April after declaring for the NBA Draft; Olivier Sarr plans to play professionally overseas; Devin Askew (Texas) and Cam'Ron Fletcher (Florida State) transferred; and Riley Welch graduated and is now graduate assistant on UK's staff.

Kentucky's bench will also look different with the departures of several assistants.

Tony Barbee accepted the head coaching position at Central Michigan and Joel Justus was hired as the top assistant under Bobby Hurley at Arizona State. The two were at Kentucky for seven seasons in assistant roles.

Longtime John Calipari right-hand man John Robic, who was an assistant of Calipari's for nearly 25 years at UMass, Memphis and Kentucky, has transitioned into an administrative role within the athletic department. Recruiting analyst Brady Kennedy departed for Arizona State.

Depth and Talent

With major additions via the transfer portal, the usual influx of talented freshmen and key returners back, this is one of John Calipari's deepest teams at Kentucky.

How will Calipari balance the minutes with a roster that could potentially go 12 deep?

"Yes, we do have depth," Calipari said. "So, now you have guys that are similar skills of-

ensively. Who would you play now? They're very similar offensively. Who are you going to play? It's done in practice but how about who defends better, rebounds better, takes care of the ball better. Those guys get a leg up, and I keep telling them, 'You're competing with each other, yet I'll play as many deserve to play.'

"But I'm saying this again, folks: It's not communism. It is not communism. If I have to play 10, 11, 12, I would. It's not what I'd like to do, but it's not about me; it's about them. I've played 10 before. I'd rather not. I've played five before and six. Probably not enough, but I would do it if people separate as we go forward."

In the two exhibition games, no player averaged more than 28.5 minutes per game. Five players averaged between 20.0 and 28.5 minutes.

Reconnecting with Big Blue Nation

One of John Calipari's main missions this summer was to reconnect his team with the Big Blue Nation.

The COVID-19 pandemic limited the Wildcats' interactions with fans during the 2020-21 season. Between reduced attendance at Rupp Arena (3,075 fans), no Big Blue Madness and considerable restrictions with various fan activities throughout the season, the 2020-21 group was deprived of one of the staples of the Kentucky program.

With many of the health and safety protocols scaled back this summer, Calipari made sure to take his team on the road and get in front of the Kentucky fan base.

While touring the state for its annual satellite camp tour, the Wildcats visited local community centers, regional health facilities and spent a morning at Fort Knox. Players and staff have continued the touch points into the fall with surprise visits throughout the state for ticket giveaways.

The motivation for Calipari is obviously to give back to the community, but it also benefits his players to see firsthand the role they play in the state.

"I want these players to realize the impact that they have in our state," Calipari said. "You understand that this is important to our state and it's about bringing people together, doing things to make a difference for people's lives, not trying to separate."

Antigua, Coleman Highlight New-Look Bench

The Kentucky coaching staff underwent an offseason transformation with a familiar face in Orlando Antigua returning to the UK bench and another top assistant from Illinois in Chin Coleman coming on board. Calipari also created a new position, hiring TJ Beisner as director of player development.

Antigua, a key assistant in the first five seasons of the Calipari era at Kentucky, rejoined the program as associate coach. Coleman joined the staff after four seasons with Illinois.

Antigua and Coleman occupy two of the three on-court assistant coaching positions on the 2021-22 staff. Jai Lucas remains in the other assistant coaching position and Bruiser Flint was elevated to associate to the head coach. Both Lucas and Flint are entering their second

UK's Record vs. AP Ranked Opponents and as an AP Ranked Opponent Under Cal

Kentucky (RK)	Opponent Rank																									RV	NR	TOTAL		
	1	2	3	4	5	6	7	8	9	10	11	12	13	14	15	16	17	18	19	20	21	22	23	24	25					
1	-	0-1	0-1	1-0	2-0	2-0	-	2-0	1-0	-	0-1	-	-	-	-	2-0	1-0	1-0	-	1-0	3-0	1-0	-	-	-	6-2	46-3	69-8		
2	1-0	-	-	0-1	1-0	0-1	-	-	-	-	-	1-0	1-0	-	1-0	-	1-0	1-0	-	0-1	-	-	-	-	-	4-0	24-0	34-3		
3	-	-	-	1-0	-	-	-	-	0-1	-	-	1-0	-	-	-	-	-	-	-	0-1	-	-	-	-	-	1-0	17-0	20-2		
4	-	0-1	-	-	-	-	0-1	0-1	-	-	-	-	-	1-0	-	-	-	-	-	-	-	-	-	-	1-0	2-0	9-2	13-5		
5	1-0	-	-	-	-	0-1	-	-	-	1-0	-	-	-	-	-	-	-	-	0-1	-	-	-	-	1-0	-	1-0	9-0	13-2		
6	-	-	-	-	0-1	-	1-0	1-0	-	0-1	-	-	-	-	-	-	-	-	1-0	-	-	-	-	-	1-0	-	1-0	9-2	13-4	
7	-	-	-	0-1	-	-	-	-	-	-	1-0	-	-	0-1	-	-	-	-	1-0	-	-	-	-	-	-	-	-	5-1	7-3	
8	-	-	-	-	-	-	-	-	1-0	-	-	-	1-0	-	1-0	-	-	-	-	-	-	-	-	1-0	-	0-1	-	2-3	13-0	19-4
9	-	-	-	-	-	-	-	-	-	-	-	-	-	-	-	-	-	-	-	-	-	-	-	-	-	-	-	8-2	8-2	
10	-	-	-	-	-	-	-	-	-	-	-	-	-	0-1	-	-	-	-	-	-	-	-	-	-	-	3-4	11-3	14-7		
11	1-0	-	-	-	-	-	1-0	-	0-1	-	-	-	1-0	-	-	-	-	0-1	-	-	-	-	2-0	-	-	-	-	6-1	11-3	
12	-	-	-	-	-	-	-	-	-	-	-	-	-	1-0	-	1-0	-	-	-	-	-	-	-	-	-	1-0	4-1	7-1		
13	-	-	-	-	-	-	-	-	-	-	-	-	-	-	-	0-1	-	-	-	-	-	-	-	-	-	-	-	7-2	7-3	
14	-	-	-	0-1	-	-	-	-	-	-	-	-	-	-	-	-	-	-	-	-	-	-	-	-	-	1-1	9-1	10-3		
15	-	-	-	-	-	-	-	-	-	-	-	1-0	-	-	-	-	-	1-0	-	-	-	-	-	-	-	1-0	6-0	9-0		
16	-	-	-	-	-	-	-	-	-	-	-	-	-	-	-	-	1-0	-	-	-	-	-	-	-	-	2-0	4-1	7-1		
17	-	-	-	-	-	-	-	-	-	-	-	-	-	-	-	-	-	-	-	-	-	-	1-1	-	-	-	4-2	5-3		
18	-	-	-	-	-	-	-	-	-	-	-	-	-	-	-	-	-	-	-	-	-	-	0-1	-	-	-	3-2	6-1	9-4	
19	-	-	1-0	1-0	-	-	-	-	1-0	-	-	-	-	-	-	-	-	-	-	-	-	-	-	-	-	-	2-0	5-0		
20	-	-	-	0-1	-	-	0-1	-	-	-	-	-	-	-	-	-	-	-	-	-	-	1-0	-	-	-	-	3-2	4-4		
21	-	-	-	-	-	-	-	-	-	-	-	-	-	-	-	-	-	-	-	-	-	-	-	-	-	1-0	2-1	3-1		
22	-	-	-	-	-	-	-	-	-	-	-	1-0	-	-	-	-	-	-	-	-	-	-	-	-	-	1-0	5-1	7-1		
23	-	-	-	-	-	-	-	-	-	-	-	-	-	-	-	-	-	-	-	-	-	-	-	-	-	0-1	3-0	3-1		
24	-	-	-	-	-	-	-	-	-	-	-	-	-	-	0-1	-	-	-	-	-	-	-	-	-	-	-	0-1	0-2		
25	0-1	-	-	-	-	-	0-1	-	-	-	-	-	-	-	-	-	-	-	-	-	-	-	-	-	-	-	1-1	1-3		
RV	0-1	1-0	-	-	1-0	-	2-0	-	-	0-1	-	1-0	1-0	-	-	-	-	0-1	-	-	-	-	-	-	-	-	-	-	-	
NR	-	-	-	0-1	-	-	-	-	0-1	-	1-1	-	-	-	1-0	-	0-1	1-0	-	-	0-1	-	-	-	-	-	-	-	-	
TOTAL	3-2	1-2	1-2	3-4	4-1	2-2	4-3	3-1	3-3	1-2	2-2	4-0	5-0	2-2	2-1	4-0	3-1	2-3	3-2	1-1	4-0	4-1	1-2	1-1	1-0	Total	298-70	Total	64-38	



NOTES

Points Per Possession

Game	Off. PPP	Def. PPP
vs. Duke		
ROBERT MORRIS		
MOUNT ST. MARY'S		
OHIO		
ALBANY		
NORTH FLORIDA		
CENTRAL MICHIGAN		
SOUTHERN		
at Notre Dame		
vs. Ohio State		
LOUISVILLE		
MISSOURI*		
HIGH POINT		
at LSU*		
GEORGIA*		
at Vanderbilt*		
TENNESSEE*		
at Texas A&M*		
at Auburn*		
MISSISSIPPI STATE*		
at Kansas		
VANDERBILT*		
at Alabama*		
at South Carolina*		
FLORIDA*		
at Tennessee*		
ALABAMA*		
LSU*		
at Arkansas*		
OLE MISS*		
at Florida*		

Overall

UK offensive high -
 UK offensive low -
 Kentucky SEC offensive high -
 Kentucky SEC offensive low -

Opponent offensive high -
 Opponent offensive low -
 Opponent SEC offensive high -
 Opponent SEC offensive low -

Clutch Free Throws

Free throws during a two-possession game (six points or less) at any point with 3:00 or less to play or overtime:

Player	FTs	Pct.
-		
Kentucky	0-0	.000

seasons at Kentucky.

During Antigua's first stint at Kentucky, featuring the 2009-10 season through the 2013-14 national runner-up run, UK compiled a 152-37 record (80.4%) with a national championship, three Final Four appearances, and two Southeastern Conference regular-season titles and two SEC Tournament crowns.

Known for his eye on the recruiting trail, Antigua helped UK pull in five straight top-ranked recruiting classes (Recruiting Services Consensus Index). In his initial season with the Wildcats, Antigua saw three of his signees drafted in the first round of the 2010 NBA Draft. He was a central figure in the 2010 and 2011 No. 1 classes, which led UK to its eighth national title in 2012 and its first since 1998.

Coleman spent the last four seasons with Illinois. He was instrumental in the development of Ayo Dosunmu, one of the country's best point guards over the last three seasons. Under Coleman's guidance, Dosunmu raked in dozens of national and conference honors, including USA Today National Player of the Year, Bob Cousy Point Guard of the Year and NCAA Consensus All-America First Team honors. He averaged 20.1 points and 5.3 assists per game to lead Illinois to a No. 1 seed in the NCAA Tournament.

With Coleman on the bench, Illinois posted back-to-back 20-win seasons the last two years for the first time since the 2012-13 and 2013-14 seasons and finished second in the Big Ten in 2021. With Coleman serving as a defensive coordinator in 2020-21, the Illini finished seventh in the country in the Ken Pomeroy's adjusted defensive rankings and hovered around the top spot for much of the season.

Beisner, who has more than 15 years of experience in media, communications and digital marketing, oversees the execution of all elements of the student-athlete's off-court experience, including primary areas of player welfare and branding.

In concert with Kentucky's brand and content team and the Kentucky Road initiative – Beisner leads and supports the Wildcats' brand-building strategy in the new Name, Image and Likeness era, monitors all changes in NCAA legislation and trends across college athletics to develop strategies and solutions to keep Kentucky at the forefront of college basketball, organizes and manages the program's community service involvement, provides support to players on non-basketball issues, and develops team-wide events focused on educating student-athletes on personal and career development.

Brad Calipari and Riley Welch also joined the staff as graduate assistant coaches. They are involved in all on-court activities with the Wildcats, including practices, individual workouts and film sessions.

Calipari played for the Wildcats from 2017-19 and was a part of a program that won 88 games, advanced to the Elite Eight twice, won an SEC regular-season championship and two SEC Tournament titles. He finished his collegiate career at Detroit Mercy where he saw action in 33 games over two seasons for the Titans. During the 2019-20 season, Calipari averaged 6.1 points per game and connected on 51 3-pointers.

A 2019 graduate of Kentucky with a degree in communication, Calipari earned his undergraduate degree in three years. He was a two-time SEC Academic Honor Roll member. At Detroit Mercy he completed a master's degree in liberal studies in May of 2021.

Welch just concluded a two-year career with the Wildcats and graduated in May with an undergraduate degree in liberal studies. He appeared in 34 career games as a Division I player split between two years at Kentucky and one at UC Irvine. Welch also played one season at the College of the Desert where he averaged 8.2 points and 5.0 assists per game.

S-E-C! S-E-C! S-E-C!

Kentucky is the Southeastern Conference's gold standard. Since the SEC's inception in 1932-33, the Wildcats are the most dominant team in the league, recording a 1,020-293 mark (77.7%) in regular-season conference play. Only Alabama has won more than 800 regular-season SEC games and no other team owns a better winning percentage.

- UK has averaged 11.6 wins and only 3.3 losses per season in 88 seasons in the SEC
- Kentucky has won 49 SEC regular-season titles and 31 SEC Tournament championships

- The Wildcats have won 16 of the last 29 SEC Tournaments (the 2020 one was not played due to the COVID-19 pandemic)
- UK has captured at least a share of six of the last 12 SEC regular-season championships under John Calipari
- Kentucky has played in the championship game of the SEC Tournament in eight of Calipari's 12 seasons, winning six times
- UK won its 1,000th game in SEC regular-season action vs. Alabama on Jan. 11, 2020. Kansas has won 1,000 conference games when combining its records in the Big 6, Big 7, Big 8 and Big 12, but no other team in the country had won 1,000 or more regular-season league games in one conference alone
- Six teams made the 2021 NCAA Tournament field with Arkansas reaching the Elite Eight and Alabama making the Sweet Sixteen
- The SEC has had 21 NCAA Tournament selections over the last three tournaments, tied for the second most. Only the Atlantic Coast Conference (23) has had more
- The SEC went 7-6 in NCAA Tournament games in 2021. SEC teams are 73-43 (62.9%) in the NCAA Tournament since 2012
- The league has advanced at least one team to the Elite Eight in nine of the last 11 tournaments and nine different SEC teams have advanced to the Sweet Sixteen in the last four NCAA Tournaments
- The SEC has held its own in the annual Big 12/SEC Challenge. The SEC leads 25-24 over the last five seasons in the yearly January showdown and won outright in 2021
- Eleven SEC schools ranked in the top 100 and six were in the top 50 in the final NCAA Evaluation Tool rankings. The SEC's 101 quadrant 1 and quadrant 2 wins ranked second among all conferences
- Five SEC teams start the season in the Associated Press Top 25. That's tied for the most of any league

Kentucky's Schedule Packs a Punch

Kentucky's schedule is always among the toughest in the country and this season will be no different.

UK's nonconference schedule features Duke in Madison Square Garden in New York on Nov. 9 in the Champions Classic – the regular-season opener and the beginning of Mike Krzyzewski's final season – the inaugural Unity Series game vs. Southern on Dec. 7, a trip to Notre Dame on Dec. 11, Ohio State in Las Vegas on Dec. 18 in the CBS Sports Classic, Louisville at home on Dec. 22, the return of former UK coach Tubby Smith when High Point visits on Dec. 31, and a road game vs. Kansas on Jan. 29 in the Big 12/SEC Challenge.

The nonconference schedule will give way to the typically difficult SEC slate. UK will play its permanent home-and-away opponents of Florida, Tennessee and Vanderbilt twice, plus host and visit Alabama and LSU. The Wildcats will face the remaining eight SEC opponents once. The league has earned 21 berths in the last three NCAA Tournaments, tied for the second most in college basketball in that time period.

Seven Kentucky opponents enter the 2021-22 season ranked in the Associated Press Top 25, including three nonconference opponents in Kansas (No. 3), Duke (No. 9) and Ohio State (No. 17). Notre Dame and Louisville sit just outside of the top 25 and are receiving votes to begin the season.

In addition to the Wildcats, the other Southeastern Conference programs ranking among the top 25 to begin the season include Alabama (No. 14), Arkansas (No. 16), Tennessee (No. 18) and Auburn (No. 22). Two teams in LSU and Mississippi State are receiving votes. Kentucky plays Alabama and Tennessee twice. Based on preseason polls, UK will have nine total matchups in 2021-22 against AP Top 25 opponents.

Three Players on National Watch Lists

Four Wildcats -- Kellan Grady, Oscar Tshiebwe, TyTy Washington Jr. and Sahvir Wheeler -- are on major national watch lists to begin the season.

Grady and Washington are two of 40 players on the preseason watch list for the Lute Olson Award, awarded annually to the national player of the year by CollegeInsider.com.

Three Wildcats are on preseason watch lists for the positional



NOTES

player of the year awards presented by the Naismith Memorial Basketball Hall of Fame pre-season watch lists. Kentucky is one of 13 schools to have at least three players named to the preseason lists.

Wheeler is on the list for the Bob Cousy Award (best point guard), Grady is nominated for the Jerry West Award (best shooting guard) and Tshiebwe is among the nation's early favorites for the Kareem Abdul-Jabbar Award (best center).

UK Leads with 27 on NBA Opening-Day Rosters

The tipoff to the 2021-22 NBA season featured 27 players on NBA opening-day rosters (including two-way and inactive players) who played and finished their college basketball careers at Kentucky, more than any other college program in the country. Duke, with 21, was the only other school with more than 20 players in the NBA.

Of the 30 NBA franchises featuring a Wildcat, 17 have multiple UK players.

Arguably the two most visible and storied NBA franchises, the New York Knicks and the Los Angeles Lakers, have the most.

The Knicks – nicknamed the Kentucky Knicks by much of Big Blue Nation for UK's significant roster presence – remain the leader in NBA Wildcats with four. Former Kentucky stars Kevin Knox II (2018), Nerlens Noel (2013), Immanuel Quickley (2019-20) and Julius Randle (2014) call New York their professional home. A fifth player, Derrick Rose, also played for John Calipari but at Memphis (2008), and assistant coach Kenny Payne was a longtime UK assistant. All played prominent roles in the Knicks' run to the NBA Playoffs last season.

The Lakers are just behind the Knicks with three former Kentucky players in Anthony Davis (2012), Malik Monk (2017) and Rajon Rondo (2005-06). Davis and Rondo won NBA titles with the Lakers in 2020. Adding to the UK ties, is head coach Frank Vogel who is a Kentucky graduate and former Wildcat student manager and video coordinator.

Five other franchises – the Charlotte Hornets (Nick Richards [2018-20], PJ Washington [2018-19]), the Detroit Pistons (Hamidou Diallo [2017-18], Trey Lyles [2015]), the Los Angeles Clippers (Eric Bledsoe [2010], Brandon Boston Jr. [2021]), the Miami Heat (Bam Adebayo [2017], Tyler Herro [2019]) and the Minnesota Timberwolves (Karl-Anthony Towns [2015], Jarred Vanderbilt [2018]) – opened the season with at least two Wildcats apiece.

Rondo, now in his 16th season, remains the most experienced Kentucky player in the league. He returned to the Lakers in the offseason for a second stint after playing with the Hawks and Clippers last season. Boston Jr. and Isaiah Jackson (2021) will be the youngest-tenured NBA Wildcats as rookies.

Of the 27 Wildcats on opening-day NBA rosters, John Calipari coached 26 of them. With Rose, a former Calipari player at Memphis, Calipari also coached 27 players on 2021-22 opening-day rosters.

More than 20 other Wildcats are slated to play in the NBA G League or play professionally overseas. Other notable alumni include, 1978 national champion Dwane Casey, who returns as head coach of the Detroit Pistons, and Pat Riley continues to serve as president of the Heat.

Kentucky has enjoyed unprecedented success at putting players in the NBA under Calipari. In the 12 previous seasons of the Calipari era, 43 players have been selected in the NBA Draft, more than any other school. Included in the recent run are 32 first-round picks, three No. 1 overall selections (Davis, Towns and John Wall [2010]) and 21 lottery selections.

Calipari's players have entered the league NBA-ready. His players have garnered 26 All-Star selections – all since 2010 – with Davis winning the game's MVP honor in 2017. Rose was named NBA MVP in 2011. Six of his players have been tabbed All-NBA (Rose, Wall, Davis, Towns, Randle and DeMarcus Cousins), three have been named NBA Rookie of the Year (Rose, Towns and Tyreke Evans), and 15 players from Calipari's first 11 teams at Kentucky have made the NBA All-Rookie teams. UK has produced more All-NBA players, more NBA All-Rookie and more NBA All-Defensive players than any other school in the Calipari era.

The 2020-21 season was another successful one for the former Kentucky stars. Randle was named the 2021 NBA Most Improved Player while Devin Booker (2015) achieved superstar status with a sensational run to the NBA Finals. Following the season, Adebayo, Booker and Keldon Johnson (2019) won gold medals with the U.S. Olympic Team at the Summer Games.

Using figures compiled by basketball-reference.com and spotrac.com, Calipari-coached players only (which includes Rose but not Rondo) have amassed nearly \$3.4 billion in career NBA contracts. In the 12 seasons Calipari has been the head coach at Kentucky, his players have totaled nearly \$3 billion in NBA contracts.

In the 2021-22 season alone, former UK players are slated to make nearly \$340 million.

Calipari-coached players only (which includes Rose but not Rondo) will make about the same.

Calipari produced a top-10 pick in 11 straight drafts prior to 2020, a feat no other coach has ever accomplished. He has a streak of 14 consecutive drafts with a first-round pick. Calipari is the only coach in the history of the sport to have four players drafted No. 1 overall (Rose – 2008, Wall – 2010, Davis – 2012, Towns – 2015).

A breakdown of the Wildcats in the NBA can be found later in the notes.

Orlando "Tubby" Smith to Have Jersey Retired

Orlando "Tubby" Smith, who coached the University of Kentucky men's basketball program to the 1998 national championship and several Southeastern Conference titles, will have a jersey retired in his honor. The official ceremony will take place Dec. 31 during UK's home game against Smith's current squad, High Point University.

Smith was head coach of the Wildcats for 10 years, from the 1997-98 season through the 2006-07 campaign. His first team became known as the "Comeback Cats" after the Wildcats erased multiple double-digit deficits en route to a 35-4 record and UK's seventh NCAA championship.

Trailing Duke by 17 points, with less than 10 minutes to play in the South Regional final, the Wildcats stormed back to win 86-84. Down by 10 against Stanford in the second half of the NCAA semifinal, the Cats clawed back to force overtime and an eventual 86-85 victory. And it wouldn't have been fitting if UK hadn't trailed Utah by 10 points at halftime of the title tilt, again rallying to take the trophy by a score of 78-69.

During his 10 seasons, Smith coached the Wildcats to at least 22 victories each season, totaling a 263-83 record (76.0%). His teams won five regular-season SEC championships and five SEC Tournament crowns, featuring a league title (regular season or tournament) in seven of his 10 years at UK. His teams advanced to the NCAA Tournament in all 10 seasons, including six trips to the Sweet Sixteen, and had a 23-9 record (71.9%) in the national playoffs.

Smith was three-time National Coach of the Year (1998, 2003, 2005) as well as a three-time SEC Coach of the Year selection while at UK. He also spent two seasons at UK as an assistant coach, 1989-90 and 1990-91, helping rebuild the program and achieving a 22-6 record and SEC-best 14-4 league mark during the 1991 campaign.

During his outstanding career, Smith also was head coach at Tulsa, Georgia, Minnesota, Texas Tech and Memphis before his current post at his alma mater. He enters the upcoming season with a career head-coaching record of 631-355.

Smith will be the 44th retired jersey to hang in the rafters of Rupp Arena, including fellow national championship coaches Adolph Rupp, Joe B. Hall and Rick Pitino.

Smith was elected by the Retired Jersey Subcommittee of the UK Athletics Hall of Fame Committee. The UK Athletics Hall of Fame was started in 2005 to recognize and honor persons whose participation and contributions enriched and strengthened the University's athletics program. There is a five-year waiting period, after leaving UK, to be eligible for inclusion into the Hall of Fame. Hall of Famers are eligible for jersey retirement five years after they have been elected to the Hall of Fame.

Cats Deliver the Knockout Punch

Kentucky is 286-12 (96.0%) in the John Calipari era when leading by at least 10 points at any time in the contest.

UK surrendered four such instances in 2020-21 (in 11 games) slightly water down just how dominant Calipari teams have been with a sizable lead.

Nine of the 12 losses in the Calipari era are to conference opponents.

Perhaps most impressive of all is that 69.1% of games Calipari has coached in at Kentucky have produced 10-point leads at some point during the game for UK. The Wildcats have led by 10 points or more in a whopping 84.4% of Calipari's 339 career wins at Kentucky.

Hold Them to 55 Points, 40%

Defense has always been a recipe for success for the Wildcats under John Calipari. The special ingredient: 55 points. Kentucky is a perfect 79-0 under Calipari when holding the opponent to 55 points or fewer, including 2-0 this past season.

The Wildcats are 188-9 (95.4%) under Calipari when limiting the opponent to 63 points or less. The 2020-21 season was a bit of an anomaly as UK was just 3-2 under the same circumstances. Five times last season UK lost despite holding teams to 66 points or less. Under

Lineup Comparison

Most Frequent Lineups	Total Minutes	Points For	Points Against	+/-	+/- per 40 min.



NOTES

Calipari, that had only occurred 12 times in 407 games prior to this season.

Kentucky also fares well when it keeps the competition to 40% or less from the floor. UK is 209-24 (89.7%) vs. opponents under Calipari when its field-goal percentage is 40% or less, but the Wildcats were only 7-5 last season when that occurred.

Taking Care of Business

Kentucky's 64-38 record vs. opponents ranked in the Associated Press Top 25 in John Calipari's tenure is impressive, but the Wildcats' ability to beat all-comers can't be overlooked. Under Calipari, UK is 275-55 vs. unranked competition, an .833 winning percentage.

Always Efficient

According to Ken Pomeroy's calculations on kenpom.com, Kentucky teams under John Calipari have consistently ranked among the most efficient teams in the country per possession.

Season	Offense (Rank)	Defense (Rank)	Overall
2020-21	108.0 (84)	93.1 (35)	49th
2019-20	112.7 (24)	95.1 (52)	29th
2018-19	117.6 (14)	90.1 (8)	8th
2017-18	115.8 (24)	95.4 (22)	17th
2016-17	119.1 (12)	91.4 (7)	4th
2015-16	120.4 (5)	98.0 (53)	6th
2014-15	119.3 (5)	86.5 (2)	1st
2013-14	117.6 (10)	96.9 (41)	11th
2012-13	108.8 (42)	99.1 (129)	42nd
2011-12	122.9 (2)	88.2 (9)	1st
2010-11	118.1 (7)	90.4 (15)	6th
2009-10	116.1 (15)	86.2 (6)	3rd

And the Winner is ... Kentucky!

Kentucky has dominated the weekly Southeastern Conference awards under John Calipari. UK has won more SEC honors (110) than any school during the Calipari era, including 85 SEC Freshman of the Week honors and 25 SEC Player of the Week awards.

The Wildcats won two SEC Freshman of the Week last season. Dontaie Allen won Jan. 4 honors after a career-high 23-point game at Mississippi State that featured seven 3-pointers. Isaiah Jackson won it Feb. 22 after averaging 15.5 points, 8.0 rebounds and 2.0 blocks per game in wins at Vanderbilt and in an upset at No. 19/20 Tennessee.

Last season marked only the second season of the 12-year Calipari era a UK player failed to win SEC Player of the Week. It also happened in 2017-18.

Success Rate

The Wildcats received an NCAA award in the spring of 2020 for placing in the top 10% of all men's basketball teams in the country in the NCAA's annual Academic Progress Rate. UK scored a 994 out of a possible 1,000.

It marked the sixth straight year the men's basketball team has received the award and the seventh time since 2009.

The APR provides a real-time look at a team's academic success by the progress of each student-athlete on scholarship. The APR measures academic eligibility, retention and graduation. The scores are a four-year composite, covering the 2015-16 through 2018-19 school years.

Every Division I sports team across the nation calculates its APR each academic year, similar to a report card. Scholarship student-athletes each semester earn one point for remaining eligible and one point for staying in school or graduating.

UK has received a perfect 1,000 mark in six of the last seven single-year APR rates that have been released (numbers were not released last year due to the COVID-19 pandemic). Teams scoring below 930 can face consequences intended to direct additional focus on academics. Those penalties can include practice restrictions and playing-season reductions.

The Wildcats routinely perform well in the classroom, including posting a 3.122 grade-point average in the 2020 fall semester.

Best in the Bluegrass

Kentucky is 20-3 against in-state foes with John Calipari at the helm, including an 11-3 mark vs. Louisville.

Two of the victories over the Cardinals were during postseason play. The Wildcats have won all six meetings played inside Rupp Arena, including a 29-point win in 2017-18, the third-largest margin of victory in the history of the series. UofL's three wins are by a combined nine points.

Here is a list of the meetings between the state's two premier programs since Calipari took over at UK:

- Jan. 2, 2010 - UK won 71-62 at Rupp Arena
- Dec. 31, 2010 - UK won 78-63 at the KFC Yum! Center
- Dec. 31, 2011 - UK won 69-62 at Rupp Arena
- March 31, 2012 - UK won 69-61 at the Superdome (NCAA Final Four in New Orleans)
- Dec. 29, 2012 - Louisville won 80-77 at the KFC Yum! Center
- Dec. 28, 2013 - UK won 73-66 at Rupp Arena
- March 28, 2014 - UK won 74-69 at Lucas Oil Stadium (NCAA Sweet Sixteen in Indianapolis)
- Dec. 27, 2014 - UK won 58-50 at the KFC Yum! Center
- Dec. 26, 2015 - UK won 75-73 at Rupp Arena
- Dec. 21, 2016 - Louisville won 73-70 at the KFC Yum! Center
- Dec. 29, 2017 - UK won 90-61 at Rupp Arena
- Dec. 29, 2018 - UK won 71-58 at the KFC Yum! Center
- Dec. 28, 2019 - UK won 78-70 (OT) at Rupp Arena
- Dec. 26, 2020 - Louisville won 62-59 at KFC Yum! Center

Three Inducted into UK Athletics Hall of Fame

Kentucky basketball greats Ron Mercer (1996-97), Wayne Turner (1996-99) and Nazr Mohammed (1996-98) were inducted into the UK Athletics Hall of Fame in early November.

Mercer and Turner were enshrined as a part of the 2020 class and Mohammed was a member of the 2021 class. The 2020 class was unable to be recognized last year due to the COVID-19 pandemic.

The UK Athletics Hall of Fame was started in 2005 to recognize and honor athletes, coaches and contributors whose participation and achievements enriched and strengthened the University's athletics program. The charter class included 88 individuals who had previously had their jersey retired by UK.

There is a five-year waiting period after leaving UK to be eligible for inclusion into the Hall of Fame. A committee consisting of Hall of Famers, media members, campus representatives and current coaches and administrators elects new inductees each year.

Mercer was a member of the 1996 national championship team as well as the 1997 national runner-up team. He was an NCAA Consensus All-America First Team member in 1997 and a two-time NCAA Tournament All-Final Four Team selection.

After making the Southeastern Conference All-Freshman Team in 1996, Mercer was one of the top players in college basketball in 1997. In that season, he was named the NCAA Tournament West Regional Most Outstanding Player, Southeastern Conference Player of the Year by both the league's coaches and the Associated Press, and the 1997 SEC Tournament MVP. Mercer scored 725 points in his sophomore season, at the time the fifth most in a season in program history.

Mercer is a member of Kentucky's 1,000-point club (1,013). He declared for the 1997 NBA Draft after his sophomore season and was drafted sixth overall by the Boston Celtics. He played eight seasons in the NBA.

Turner was a member of the 1996 and 1998 national championship teams as well as the 1997 national runner-up team. He finished his career as UK's and the NCAA's all-time games played leader with 151 games (now ranks second), UK's all-time steals leader with 238, and a member of UK's 1,000-point club (1,170).

During his career, Turner helped the Wildcats to two SEC regular-season championships and three SEC Tournament titles.

Turner was named to the 1997 NCAA Tournament All-West Regional Team, the 1998 NCAA Tournament All-South Region Most Outstanding Player and the 1998 SEC Tournament MVP. He was also selected for the All-SEC Third Team and the SEC All-Tournament Team in 1999. He played one season in the NBA.

Mohammed is a two-time national champion having played pivotal role on both the 1996 and 1998 teams. He was the second-leading scorer on the 35-4 squad that was dubbed the "Comeback Cats." He averaged 12 points, 7.2 rebounds and 1.9 blocks in 1998.

Mohammed was an All-SEC First Team selection in 1998 and was also named to the SEC All-Tournament Team after helping lead UK to a regular-season and tournament title.

Mohammed entered the NBA Draft following his junior season and was selected 29th overall by Utah. He played in more than 1,000 career NBA games. He scored nearly 6,000 points and hauled in nearly 5,000 rebounds during an 18-year career. Mohammed captured an NBA title in 2005 as a member of the San Antonio Spurs. He now serves as a scout for the Oklahoma City Thunder.

Rupp Arena Renovations Continue

Renovations at Rupp Arena at Central Bank Center are continuing and nearing completion.

Originally announced when UK agreed to a new lease in December 2016, upper-level chair-back seating and new club areas were installed to Rupp Arena for the 2019-20 season with construction ongoing for club areas, expanded concourses, an exterior refresh and a new facade to the building.

Wins vs. Losses in 2020-21

Result	FG%	Opp. FG%	3-Pt. FG%	Opp 3-Pt. FG%	FT%	RPG	APG	TOPG	BPG	SPG	PPG	Opp PPG
Wins	.454	.382	.411	.273	.785	39.6	15.3	12.7	7.3	7.3	80.0	66.2
Losses	.394	.431	.291	.336	.698	36.3	11.0	14.7	5.1	5.7	65.1	72.4



NOTES

Construction is expected to be completed in the spring of 2022.

Two club areas for season ticket holders have opened along with the president's suite. Fans in these new clubs are able to enjoy first-class amenities before, during and after games. These new clubs are crucial to providing the funds necessary for both the new lease agreement and the ongoing renovation of Rupp Arena. A third club area will be available for the 2021-22 season. Club membership does not include a ticketed seat and club members may have seats throughout Rupp Arena. Season ticket holders may purchase club memberships to accompany their season ticket package.

Construction will continue on the exterior of Rupp Arena with new metal "skin" and bold new metal and glass exterior that will wrap around the expanded concourse. The expanded concourse will feature 43,000 square feet of additional room once completed. Rupp Arena is also getting a new 85-foot tall multi-story atrium as its grand entrance into the renovated concourse. A 75-foot climate-controlled pedestrian bridge will provide a direct connection for fans from the Hyatt lobby straight into the Rupp Arena concourse.

This latest phase of Rupp renovations comes on the heels of the addition of a new center-hung scoreboard, ribbon boards, new sound system and lighting that have created a more dynamic game experience in Rupp.

The chair-back seating that was installed for the 2019-20 season was undertaken in response to years of feedback from fans asking for more comfortable seating in the upper level. The seating was installed in sections 211-217 and 228-234.

After the seat renovations, Rupp Arena now seats 20,500.

Efficiency Stats in 2020-21

Player	Minutes	Assist %	Effective FG %	True Shooting %	Usage %	Def. Reb. %	Off. Reb. %	True Reb. %
Dontae Allen	309	4.0	.545	.556	19.6	10.1	1.8	6.0
Devin Askew	722	18.7	.398	.481	15.0	8.2	1.4	4.8
Brandon Boston Jr.	759	11.1	.407	.450	23.0	11.2	4.8	8.0
Keion Brooks Jr.	375	15.8	.462	.509	25.3	19.5	11.7	15.7
Brennan Canada	3	0.0	.000	.000	32.9	0.0	0.0	0.0
Terrence Clarke	228	15.0	.454	.461	22.8	7.1	2.9	5.0
Cam'Ron Fletcher	60	10.2	.577	.540	13.9	21.6	5.5	13.6
Isaiah Jackson	519	7.0	.540	.597	20.4	23.3	11.2	17.3
Davion Mintz	769	20.7	.512	.536	20.2	8.4	2.7	5.6
Zan Payne	4	0.0	.500	.500	24.6	26.9	27.5	27.2
Olivier Sarr	628	11.1	.500	.567	22.7	13.4	9.1	11.3
Jacob Toppin	412	7.7	.465	.530	16.4	16.5	5.9	11.2
Lance Ware	253	5.7	.406	.467	12.3	16.6	10.4	13.6
Kareem Watkins	2	0.0	.000	.000	0.0	0.0	0.0	0.0
Riley Welch	7	0.0	.000	.000	7.0	15.4	0.0	7.8



KENTUCKY BY THE NUMBERS

Date	Opponent	Result	Points	Rebounds	Assists	Steals	Blocks
N. 9	vs. Duke ¹						
N. 12	ROBERT MORRIS²						
N. 16	MOUNT ST. MARY'S²						
N. 19	OHIO²						
N. 22	ALBANY						
N. 26	NORTH FLORIDA						
N. 29	CENTRAL MICHIGAN						
D. 7	SOUTHERN³						
D. 11	at Notre Dame						
D. 18	vs. Ohio State ⁴						
D. 22	LOUISVILLE						
D. 29	MISSOURI*						
D. 31	HIGH POINT						
J. 4	at LSU*						
J. 8	GEORGIA*						
J. 11	at Vanderbilt*						
J. 15	TENNESSEE*						
J. 19	at Texas A&M*						
J. 22	at Auburn*						
J. 25	MISSISSIPPI STATE*						
J. 29	at Kansas ⁵						
F. 2	VANDERBILT*						
F. 5	at Alabama*						
F. 8	at South Carolina*						
F. 12	FLORIDA*						
F. 15	at Tennessee*						
F. 19	ALABAMA*						
F. 23	LSU*						
F. 26	at Arkansas*						
M. 1	OLE MISS*						
M. 5	at Florida*						

All home games in **BOLD CAPS**

*SEC game, ^game high

- 1 - Champions Classic (Madison Square Garden | New York)
- 2 - The Kentucky Classic (Rupp Arena | Lexington, Ky.)
- 3 - Unity Series (Rupp Arena | Lexington, Ky.)
- 4 - CBS Sports Classic (T-Mobile Arena | Las Vegas)
- 5 - Big 12/SEC Challenge (Allen Fieldhouse | Lawrence, Kan.)

Times Led

Times Led

Times Led

Times Led

Times Led

Comparing the Calipari Era

A look at the statistics throughout the John Calipari era at the conclusion of the season ...

Year	FG%	Opp. FG%	3-Pt. FG%	FT%	RPG	Assists	TOs.	Blocks	Steals	Points	PPG	Record
2020-21	.417	.413	.335	.729	38.0	314	349	148	157	1,761	70.4	9-16
2019-20	.461	.394	.343	.797	36.6	415	387	153	162	2,307	74.4	25-6
2018-19	.477	.400	.354	.739	38.5	501	466	176	220	2,806	75.8	30-7
2017-18	.472	.404	.357	.698	38.6	489	481	176	208	2,840	76.8	26-11
2016-17	.473	.424	.353	.703	39.8	585	443	201	229	3,225	84.9	32-6
2015-16	.478	.397	.366	.690	38.8	512	402	209	206	2,861	79.5	27-9
2014-15	.468	.354	.349	.726	38.0	553	408	268	253	2,900	74.4	38-1
2013-14	.453	.411	.332	.682	40.2	446	481	236	189	2,992	74.8	29-11
2012-13	.475	.392	.346	.642	37.8	441	430	217	185	2,396	72.6	21-12
2011-12	.488	.374	.378	.723	38.9	531	453	344	242	3,095	77.4	38-2
2010-11	.459	.394	.397	.710	37.4	482	406	239	211	2,845	74.9	29-9
2009-10	.478	.378	.331	.668	41.7	573	547	273	279	3,012	79.3	35-3



MISCELLANEOUS STATS

Game Leaders							Games With ...							
No.	Name	Points	Rebounds	Blocks	Assists	Steals	10+ Pts	20+ Pts	10+ Rebs	3+ Assts	3+ Blks	3+ Stls	3+ 3s	Double-Double
0	Jacob Toppin*	0 (0)	0 (2)	0 (5)	0 (2)	0 (1)	0 (9)	0 (0)	0 (0)	0 (1)	0 (0)	0 (1)	0 (1)	0 (0)
1	CJ Fredrick*	0 (4)	0 (0)	0 (3)	0 (5)	0 (7)	0 (19)	0 (5)	0 (0)	0 (21)	0 (0)	0 (0)	0 (12)	0 (0)
2	Sahvir Wheeler	0 (7)	0 (2)	0 (1)	0 (48)	0 (15)	0 (33)	0 (4)	0 (1)	0 (49)	0 (0)	0 (9)	0 (2)	0 (8)
3	TyTy Washington Jr.	0 (0)	0 (0)	0 (0)	0 (0)	0 (0)	0 (0)	0 (0)	0 (0)	0 (0)	0 (0)	0 (0)	0 (0)	0 (0)
4	Daimion Collins	0 (0)	0 (0)	0 (0)	0 (0)	0 (0)	0 (0)	0 (0)	0 (0)	0 (0)	0 (0)	0 (0)	0 (0)	0 (0)
10	Davion Mintz*	0 (10)	0 (4)	0 (7)	0 (29)	0 (24)	0 (41)	0 (3)	0 (0)	0 (52)	0 (0)	0 (4)	0 (14)	0 (0)
11	Dontaie Allen	0 (3)	0 (1)	0 (1)	0 (0)	0 (4)	0 (4)	0 (2)	0 (0)	0 (0)	0 (0)	0 (0)	0 (3)	0 (0)
12	Keion Brooks Jr.	0 (2)	0 (9)	0 (6)	0 (3)	0 (2)	0 (16)	0 (1)	0 (2)	0 (4)	0 (1)	0 (0)	0 (0)	0 (2)
14	Brennan Canada	0 (0)	0 (0)	0 (0)	0 (0)	0 (0)	0 (0)	0 (0)	0 (0)	0 (0)	0 (0)	0 (0)	0 (0)	0 (0)
20	Zan Payne	0 (0)	0 (0)	0 (0)	0 (0)	0 (0)	0 (0)	0 (0)	0 (0)	0 (0)	0 (0)	0 (0)	0 (0)	0 (0)
23	Bryce Hopkins	0 (0)	0 (0)	0 (0)	0 (0)	0 (0)	0 (0)	0 (0)	0 (0)	0 (0)	0 (0)	0 (0)	0 (0)	0 (0)
25	Kareem Watkins	0 (0)	0 (0)	0 (0)	0 (0)	0 (0)	0 (0)	0 (0)	0 (0)	0 (0)	0 (0)	0 (0)	0 (0)	0 (0)
31	Kellan Grady*	0 (51)	0 (15)	0 (11)	0 (18)	0 (41)	0 (96)	0 (44)	0 (1)	0 (44)	0 (0)	0 (11)	0 (43)	0 (1)
34	Oscar Tschiebwe*	0 (10)	0 (20)	0 (11)	0 (0)	0 (18)	0 (24)	0 (2)	0 (15)	0 (1)	0 (3)	0 (2)	0 (0)	0 (12)
55	Lance Ware	0 (0)	0 (2)	0 (2)	0 (0)	0 (1)	0 (0)	0 (0)	0 (2)	0 (1)	0 (1)	0 (0)	0 (0)	0 (0)

Career total in (parentheses); *Includes pre-UK career

Starting Lineups

Guard	Guard	G/F	Forward	Forward	Games	W-L

Starter	Games Started	Wins	Losses

Streaks

Overall	Lost 1
Unranked AP teams anywhere	Lost 1
Ranked AP teams anywhere	Won 1
Home	Won 1
Home AP ranked teams	Lost 1
Home AP unranked teams	Won 1
Home SEC	Won 1
Home nonconference	Lost 2
Home AP ranked SEC	Lost 1
Home AP unranked SEC	Won 1
Home AP ranked nonconference	Won 2
Home AP unranked nonconference	Lost 2
Road	Lost 1
Road AP ranked teams	Won 1
Road AP unranked teams	Lost 1
Road SEC	Lost 1
Road nonconference	Lost 1
Road AP ranked SEC	Won 1
Road AP unranked SEC	Lost 1
Road AP ranked nonconference	Won 2
Road AP unranked nonconference	Lost 1
Neutral	Lost 6
Neutral AP ranked teams	Lost 3
Neutral AP unranked teams	Lost 3
Neutral SEC	Lost 3
Neutral nonconference	Lost 5
Neutral AP ranked SEC	Lost 2
Neutral AP unranked SEC	Lost 1
Neutral AP ranked nonconference	Lost 3
Neutral AP unranked nonconference	Lost 2
17	
Active Consecutive Made Starts	
Davion Mintz	21
Jacob Toppin	2
19	
Active Consecutive Made Free Throws	
Keion Brooks Jr.	5
Jacob Toppin	2
21	
Active Consecutive Games with a 3-Pointer	
Davion Mintz	8
Dontaie Allen	1
23	
24	
25+	

Dunk Tracker

Player	Dunks in 2021-22	Dunks in Career
Kellan Grady	0	36
Oscar Tschiebwe	0	31
Jacob Toppin	0	23
Keion Brooks Jr.	0	20
Davion Mintz	0	12
Lance Ware	0	3
Dontaie Allen	0	1

Kentucky's Record When ...

KENTUCKY RECORD	ALL	SEC	KENTUCKY RECORD	ALL	SEC
Leading at halftime:	0-0	0-0	On CBS:	0-0	0-0
Tied at the half:	0-0	0-0	On TBS:	0-0	0-0
Trailing at halftime:	0-0	0-0	On ESPN/ESPN2/ESPNU:	0-0	0-0
Shoot 50% or better:	0-0	0-0	On FOX:	0-0	0-0
Shoot less than 50%:	0-0	0-0	On SEC Network/(+):	0-0	0-0
Shoot higher % than opp.:	0-0	0-0	vs. SEC at home:	0-0	0-0
Shoot lower % than opp.:	0-0	0-0	vs. SEC on road:	0-0	0-0
Opp. shoot worse than 50%:	0-0	0-0	Games vs. AP ranked opp.:	0-0	0-0
Opp. shoot 50% or higher:	0-0	0-0	Games following a loss:	0-0	0-0
Score less than 60 points:	0-0	0-0	Games following a win:	0-0	0-0
Score 60-69 points:	0-0	0-0	More points in the paint:	0-0	0-0
Score 70-79 points:	0-0	0-0	Fewer/Same points in the paint:	0-0	0-0
Score 80-89 points:	0-0	0-0	More bench points than opp.:	0-0	0-0
Score 90-99 points:	0-0	0-0	Fewer or same bench pts.:	0-0	0-0
Score 100+ points:	0-0	0-0	More 2nd-chance points:	0-0	0-0
Opp. score less than 60 pts.:	0-0	0-0	Fewer or same 2nd-chance pts.:	0-0	0-0
Opp. score 60-69 pts.:	0-0	0-0	More or same points off TOs:	0-0	0-0
Opp. score 70-79 pts.:	0-0	0-0	Fewer points off TOs:	0-0	0-0
Opp. score 80-89 points:	0-0	0-0	On Monday:	0-0	0-0
Opp. score 90-99 points:	0-0	0-0	On Tuesday:	0-0	0-0
Opp. score 100+ points:	0-0	0-0	On Wednesday:	0-0	0-0
Outrebounded opponent:	0-0	0-0	On Thursday:	0-0	0-0
Outrebounded by opponent:	0-0	0-0	On Friday:	0-0	0-0
Equal number of rebounds:	0-0	0-0	On Saturday:	0-0	0-0
Fewer turnovers than opp.:	0-0	0-0	On Sunday:	0-0	0-0
Same turnovers as opp.:	0-0	0-0	In November	0-0	0-0
More turnovers than opp.:	0-0	0-0	In December	0-0	0-0
Make 8 or more 3-pointers:	0-0	0-0	In January	0-0	0-0
Make 7 or fewer 3-pointers:	0-0	0-0	In February	0-0	0-0
Games decided by 5 or fewer:	0-0	0-0	In March	0-0	0-0
Overtime games:	0-0	0-0	In April	0-0	0-0

How the Cats are Scoring

Player	Dunk/Layup	Jumper	3PT	FT

Fast Facts

Shooting Percentage
Avg. Assists Per Game
Points Off Turnovers
Second-Chance Points
Points in the Paint
Fast Break Points
Bench Points
Points Per Possession
Avg. Time of Possession

First Points of the Game

--	--	--	--	--



THE LAST TIME UK ...

INDIVIDUALS

SCORING

Scored 25 points: Immanuel Quickley (30) at Texas A&M, 2/25/20
Scored 30 points: Immanuel Quickley (30) at Texas A&M, 2/25/20
Scored 35 Points: De'Aaron Fox (39) vs. UCLA, 3/24/17
Scored 40 points: Malik Monk (47) vs. North Carolina, 12/17/16
Scored 45 points: Malik Monk (47) vs. North Carolina, 12/17/16
Scored 50 points: Jodie Meeks (54) at Tennessee, 1/13/09
Scored 55 points: Never
Two players had 20 points: Brandon Boston Jr. (21) and Davion Mintz (20) vs. SOUTH CAROLINA, 3/6/21
Three players had 20 points: DeMarcus Cousins (27), John Wall (21), Patrick Patterson (20) vs. SAM HOUSTON STATE, 11/19/09
Two players had 30 points: Patrick Patterson (33) and Jodie Meeks (32) vs. TENNESSEE STATE, 12/22/08
Scored 20 points in two straight games: Immanuel Quickley (3), 2/18/20 - 2/25/20
Scored 20 points in three straight games: Immanuel Quickley (3), 2/18/20 - 2/25/20
Scored 20 points in four straight games: PJ Washington (4), 2/5/19 - 2/16/19
Scored 20 points in five straight games: Jamal Murray (12), 2/2/16 - 3/12/16
Scored 20 points in six straight games: Jamal Murray (12), 2/2/16 - 3/12/16
Scored 20 points in seven straight games: Jamal Murray (12), 2/2/16 - 3/12/16
Scored 20 points in eight straight games: Jamal Murray (12), 2/2/16 - 3/12/16
Scored 20 points in nine straight games: Jamal Murray (12), 2/2/16 - 3/12/16
Scored 20 points in 10 straight games: Jamal Murray (12), 2/2/16 - 3/12/16
Scored 20 points in 11 straight games: Jamal Murray (12), 2/2/16 - 3/12/16
Scored 20 points in 12 straight games: Jamal Murray (12), 2/2/16 - 3/12/16
Scored 20 points in 15 straight games: Dan Issel (18), 12/1/69 - 2/7/70
Scored 25 points in two straight games: Immanuel Quickley (2), 2/22/20-2/25/20
Scored 25 points in three straight games: Tayshaun Prince (3), 3/11/01-3/17/01
Scored 30 points in two straight games: Jodie Meeks vs. Appalachian State (46), 12/20/08; vs. TENNESSEE STATE (32), 12/22/08
Scored 30 points in three straight games: Dan Issel (6) 2/14/70 - 3/2/70
Scored in double figures in 10 straight games: Immanuel Quickley (20), 12/28/19-3/7/20
Scored in double figures in 15 straight games: Immanuel Quickley (20), 12/28/19-3/7/20
Scored in double figures in 20 straight games: Immanuel Quickley (20), 12/28/19-3/7/20
Scored in double figures in 25 straight games: Malik Monk (30), 11/11/16-2/28/17
Scored in double figures in 30 straight games: Malik Monk (30), 11/11/16-2/28/17
Scored in double figures in 33 straight games: Jamal Murray (34), 11/17/15 - 3/19/16
Scored in double figures in 34 straight games: Jamal Murray (34), 11/17/15 - 3/19/16
Scored in double figures in 35 straight games: Kenny Walker (36), 11/14/85 - 3/22/86
Five players scored in double figures: Davion Mintz (18), Jacob Toppin (16), Isaiah Jackson (15), Brandon Boston Jr. (12), Olivier Sarr (10) at Vanderbilt, 2/17/21
Six players scored in double figures: Nick Richards (21), Immanuel Quickley (16), Nate Sestina (12), Keion Brooks Jr. (11), Ashton Hagans (11), Kahlil Whitney (11) vs. EASTERN KENTUCKY, 11/8/19
Seven players scored in double figures: Randolph Morris (17), Kelenna Azubuike (15), Patrick Sparks (14), Chuck Hayes (12), Rajon Rondo (11), Ravi Moss (10) and Ramel Bradley (10) vs. MISSISSIPPI STATE 2/19/05
Four players with 15 or more points: Kevin Knox (22), Quade Green (18), Shai Gilgeous-Alexander (17), Wenyen Gabriel (15) vs. OLE MISS, 2/28/18

DOUBLE-DOUBLES

Double-double: Isaiah Jackson (13 points, 10 rebounds) vs. SOUTH CAROLINA, 3/6/21
Triple-double: Isaiah Briscoe (19 points, 11 rebounds, 10 assists) at Ole Miss, 12/29/16
20-10 (rebs) game: Keion Brooks Jr. (23 points, 11 rebounds)

vs. TENNESSEE, 2/6/21
20-10 (assts) game: De'Aaron Fox (24 points, 10 assists) vs. North Carolina, 12/17/16
20-15 game: Nick Richards (25 points, 15 rebounds) vs. FORT WAYNE, 11/22/17
30-10 game: Tayshaun Prince (31 points, 11 rebounds) vs. NORTH CAROLINA, 12/9/01
Back-to-back 20-10 games: PJ Washington (20 p, 13 r) vs. KANSAS, 1/26/19; (26 p, 12 r) at Vanderbilt, 1/29/19
Three straight 20-10 games: Julius Randle (23 p, 16 r) vs. UNC ASHEVILLE, 11/8/13; (22 p, 14 r) vs. NORTHERN KENTUCKY, 11/10/13; (27 p, 13 r) vs. Michigan State, 11/12/13
Double-double in points and rebs.: Isaiah Jackson (13 points, 10 rebounds) vs. SOUTH CAROLINA, 3/6/21
Double-double in points and assists: Ashton Hagans (11 points, 11 assists) vs. FAIRLEIGH DICKINSON, 12/7/19
Double-double in points and blocks: Never
Double-double in points and steals: Never
Double-double in two consecutive games: Nick Richards (25 p, 14 r) at Texas Tech, 1/25/20; (15 p, 11 r) vs. VANDERBILT, 1/29/20
Double-double in three consecutive games: PJ Washington (20 p, 13 r) vs. Kansas, 1/26/19; (26 p, 12 r) at Vanderbilt, 1/29/19; (15 p, 12 r) at Florida, 2/2/19
Double-double in four consecutive games: Julius Randle (4), 3/12/14 - 3/30/14
Double-double in five consecutive games: Julius Randle (6), 2/27/14 - 3/15/14
Double-double in six consecutive games: Julius Randle (6), 2/27/14 - 3/15/14
Double-double in seven consecutive games: Julius Randle (7), 11/8/13 - 11/27/13
Double-double in 10 consecutive games: Jim Andrews (10), 12/16/72 - 1/27/73
Two players record double-doubles: Brandon Boston Jr. (20 points, 10 rebounds), Olivier Sarr (17 points, 11 rebounds) vs. RICHMOND, 11/29/20
Three players record double-doubles: PJ Washington (20 points, 13 rebounds), Reid Travis (18 points, 12 rebounds), Keldon Johnson (15 points, 10 rebounds) vs. KANSAS, 1/26/19
Four players record double-doubles: Jack Givens (30 pts, 13 rebs), Kyle Macy (16 pts, 10 assts), Mike Phillips (22 pts, 18 rebs), Rick Robey (23 pts, 13 rebs) vs. SMU 11/26/77
Five players record double-doubles: Never

FIELD GOALS

Made 12 FG in a game: EJ Montgomery (12) vs. FAIRLEIGH DICKINSON, 12/7/18
Made 15 FG in a game: Malik Monk (18) vs. North Carolina, 12/17/16
Made 16 FG in a game: Malik Monk (18) vs. North Carolina, 12/17/16
Made 17 FG in a game: Malik Monk (18) vs. North Carolina, 12/17/16
Made 18 FG in a game: Malik Monk (18) vs. North Carolina, 12/17/16
Made 19 FG in a game: Dan Issel (19) at Alabama, 2/23/70
Made 20 FG in a game: Dan Issel (23) at Ole Miss, 2/7/70
Made 21 FG in a game: Dan Issel (23) at Ole Miss, 2/7/70
Made 22 FG in a game: Dan Issel (23) at Ole Miss, 2/7/70
Made 23 FG in a game: Dan Issel (23) at Ole Miss, 2/7/70
Made 24 FG in a game: Never
Attempted 17 FG in a game: Brandon Boston Jr. (17) vs. LSU, 1/23/21
Attempted 18 FG in a game: Brandon Boston Jr. (20) vs. RICHMOND, 11/29/20
Attempted 19 FG in a game: Brandon Boston Jr. (20) vs. RICHMOND, 11/29/20
Attempted 20 FG in a game: Brandon Boston Jr. (20) vs. RICHMOND, 11/29/20
Attempted 25 FG in a game: Malik Monk (28) vs. North Carolina, 12/17/16

3-POINTERS

Made 5 3-pointers in a game: Dontaie Allen (6) vs. Mississippi State, 3/11/21
Made 6 3-pointers in a game: Dontaie Allen (6) vs. Mississippi State, 3/11/21
Made 7 3-pointers in a game: Dontaie Allen (7) at Mississippi State, 1/2/21
Made 8 3-pointers in a game: Immanuel Quickley (8) at Texas A&M, 2/25/20
Made 9 3-pointers in a game: Jodie Meeks (10) at Tennessee, 1/13/09
Made 10 3-pointers in a game: Jodie Meeks (10) at Tennessee, 1/13/09
Made 11 3-pointers in a game: Never
Two players made at least 5 3-pointers in a game: Davion Mintz (6), Brandon Boston Jr. (6) vs. SOUTH CAROLINA, 3/6/21

Two players made at least 6 3-pointers in a game: Davion Mintz (6), Brandon Boston Jr. (6) vs. SOUTH CAROLINA, 3/6/21
Two players made at least 7 3-pointers in a game: Never
Attempted 10 3-pointers in a game: Dontaie Allen (13) vs. Mississippi State, 3/11/21
Attempted 15 3-pointers in a game: Jodie Meeks (15) at Tennessee, 1/13/09
Attempted 16 3-pointers in a game: Derrick Miller (16) vs. LSU 2/15/90
Attempted 17 3-pointers in a game: Derrick Miller (19) at Kansas 12/9/89
Attempted 18 3-pointers in a game: Derrick Miller (19) at Kansas 12/9/89
Attempted 19 3-pointers in a game: Derrick Miller (19) at Kansas 12/9/89
Attempted 20 3-pointers in a game: Never
Made a 3-pointer in 10 straight games: Immanuel Quickley (11), 2/1/20 - 3/7/20
Made a 3-pointer in 15 straight games: Jamal Murray (36), 11/13/15 - 3/19/16; Derek Willis (17), 1/12/16 - 3/17/16
Made a 3-pointer in 20 straight games: Jamal Murray (36), 11/13/15 - 3/19/16
Made a 3-pointer in 30 straight games: Jamal Murray (36), 11/13/15 - 3/19/16
Made two 3-pointers in 10 straight games: Kevin Knox (11), 2/10/16 - 3/11/18
Made three 3-pointers in 10 straight games: Gerald Fitch (20), 1/14/03 - 3/23/03
Made three 3-pointers in 15 straight games: Gerald Fitch (20), 1/14/03 - 3/23/03
Made three 3-pointers in 20 straight games: Gerald Fitch (20), 1/14/03 - 3/23/03
Made three 3-pointers in 25 straight games: Keith Bogans (29), 3/14/02 - 2/26/03

FREE THROWS

Made 8 FT in a game: Olivier Sarr (8) at Ole Miss, 3/2/21
Made 9 FT in a game: Olivier Sarr (14) vs. VANDERBILT, 1/5/21
Made 10 FT in a game: Olivier Sarr (14) vs. VANDERBILT, 1/5/21
Made 11 FT in a game: Olivier Sarr (14) vs. VANDERBILT, 1/5/21
Made 12 FT in a game: Olivier Sarr (14) vs. VANDERBILT, 1/5/21
Made 13 FT in a game: Olivier Sarr (14) vs. VANDERBILT, 1/5/21
Made 14 FT in a game: Olivier Sarr (14) vs. VANDERBILT, 1/5/21
Made 15 FT in a game: Rodrick Rhodes (16) vs. Ole Miss, 1/18/95
Made 16 FT in a game: Rodrick Rhodes (16) vs. Ole Miss, 1/18/95
Made 17 FT in a game: Dwight Anderson (18) vs. MISSISSIPPI STATE, 2/12/79
Made 18 FT in a game: Dwight Anderson (18) vs. MISSISSIPPI STATE, 2/12/79
Made 18 FT in a game: Never
Attempted 10 FT in a game: Olivier Sarr (10) at Ole Miss, 3/2/21
Attempted 15 FT in a game: Olivier Sarr (17) vs. VANDERBILT, 1/2/21
Attempted 20 FT in a game: PJ Washington (20) vs. Kansas State, 3/22/18
Attempted 25 FT in a game: Never
Made 20 Straight FT: Immanuel Quickley (20), 2/22/20 - 3/3/20
Made 30 Straight FT: Tyler Herro (38), 2/16/19 - 3/29/19

REBOUNDS

15 Rebs: Isaiah Jackson (15) vs. LSU, 1/23/21
16 Rebs: Keldon Johnson (17) vs. AUBURN, 2/23/19
17 Rebs: Keldon Johnson (17) vs. AUBURN, 2/23/19
18 Rebs: PJ Washington (18) vs. VMI, 11/18/18
19 Rebs: Nick Richards (19) vs. SOUTHERN ILLINOIS, 11/9/18
20 Rebs: Jared Prickett (20) vs. ARKANSAS, 2/9/94
25 Rebs: Mike Phillips (28) vs. TENNESSEE, 1/10/76
30 Rebs: Cotton Nash (30) vs. OLE MISS, 2/8/64
34 Rebs: Bob Burrow (34) vs. TEMPLE, 12/10/55
35 Rebs: Never
10+ Rebs in three consecutive games: Isaiah Jackson (3), 11/29/20 - 12/6/20
10+ Rebs in four consecutive games: Julius Randle (4), 3/21/14 - 3/30/14
10+ Rebs in five consecutive games: Julius Randle (10), 2/12/14 - 3/15/14
10+ Rebs in six consecutive games: Julius Randle (10), 2/12/14 - 3/15/14
10+ Rebs in seven consecutive games: Julius Randle (10), 2/12/14 - 3/15/14



THE LAST TIME UK ...

10+ rebs in eight consecutive games: Julius Randle (10), 2/12/14 - 3/15/14
10+ rebs in nine consecutive games: Julius Randle (10), 2/12/14 - 3/15/14
10+ rebs in 10 consecutive games: Julius Randle (10), 2/12/14 - 3/15/14
Two players had 10 rebounds: Isaiah Jackson (10), Lance Ware (10) at Missouri, 2/3/21
Three players had 10 rebounds: Isaiah Jackson (14), Olivier Sarr (11), Brandon Boston Jr. vs. RICHMOND, 11/29/20

ASSISTS

6 assists: Davion Mintz (8) vs. MISSISSIPPI STATE, 3/11/21
7 assists: Davion Mintz (8) vs. MISSISSIPPI STATE, 3/11/21
8 assists: Davion Mintz (8) vs. MISSISSIPPI STATE, 3/11/21
9 assists: Ashton Hagans (9) vs. GEORGIA, 1/21/20
10 assists: Ashton Hagans (11) vs. FAIRLEIGH DICKINSON, 12/7/19
11 assists: Ashton Hagans (11) vs. FAIRLEIGH DICKINSON, 12/7/19
12 assists: Ashton Hagans (12) vs. UAB, 11/29/19
13 assists: Tyler Ulis (14) vs. LSU, 3/5/16
14 assists: Tyler Ulis (14) vs. LSU, 3/5/16
15 assists: John Wall (16) vs. HARTFORD, 12/29/09
16 assists: John Wall (16) vs. HARTFORD, 12/29/09
17 assists: Never
5+ assists in four consecutive games: Ashton Hagans (17), 11/18/19 - 1/29/20
8+ assists in two consecutive games: Ashton Hagans (3), 12/18/19 - 12/28/19

BLOCKS

4 blocks: Olivier Sarr (4), Keion Brooks Jr. (4) at Vanderbilt, 2/17/21
5 blocks: Isaiah Jackson (7) vs. ALABAMA, 1/12/21
6 blocks: Isaiah Jackson (7) vs. ALABAMA, 1/12/21
7 blocks: Isaiah Jackson (7) vs. ALABAMA, 1/12/21
8 blocks: Isaiah Jackson (8) vs. KANSAS, 12/1/20
9 blocks: Willie Cauley-Stein (9) vs. BOISE STATE, 12/10/13
10 blocks: Nerlens Noel (12) at Ole Miss, 1/29/13
11 blocks: Nerlens Noel (12) at Ole Miss, 1/29/13
12 blocks: Nerlens Noel (12) at Ole Miss, 1/29/13
13 blocks: Never

STEALS

4 steals: Brandon Boston Jr. (4) vs. AUBURN, 2/13/21
5 steals: Ashton Hagans (5) vs. TEXAS A&M, 1/8/19
6 steals: Ashton Hagans (8) vs. North Carolina, 12/22/18
7 steals: Ashton Hagans (8) vs. North Carolina, 12/22/18
8 steals: Ashton Hagans (8) vs. North Carolina, 12/22/18
9 steals: Never
3+ steals in five consecutive games: Ashton Hagans (7), 12/22/18 - 1/19/19
3+ steals in 10 consecutive games: Never

MINUTES

Played every minute: Immanuel Quickley (40) at Arkansas, 1/18/20
Played 40+ minutes: Devin Askew (43), Davion Mintz (41) at Mississippi State, 1/2/21
Played more than 50 minutes: Patrick Patterson (50) vs. VANDERBILT, 1/12/08

FOULS

Fouled out: Isaiah Jackson vs. MISSISSIPPI STATE, 3/11/21
Two players fouled out: Isaiah Jackson and Davion Mintz at Vanderbilt, 2/17/21
Three players fouled out: Terrence Clarke, Isaiah Jackson, Olivier Sarr, Lance Ware vs. North Carolina, 12/19/20
Four players fouled out: Terrence Clarke, Isaiah Jackson, Olivier Sarr, Lance Ware vs. North Carolina, 12/19/20
Technical foul: UK bench at Vanderbilt 2/17/21

TEAM

WINS/LOSSES

Won 10 straight games: 10, 1/8/19 - 2/9/19
Won 20 straight games: 38, 11/14/14 - 3/28/15
Won 30 straight games: 38, 11/14/14 - 3/28/15
Won 40 straight games: Never
Lost consecutive games: 2, 2/27/21 - 3/2/21
Lost three straight games: 4, 1/26/21 - 2/9/21
Lost four straight games: 4, 1/26/21 - 2/9/21
Lost five straight games: 6, 11/29/20 - 12/26/20
Lost six straight games: 6, 11/29/20 - 12/26/20
Lost 10 straight games: Never

STARTS

Started four freshmen: Devin Askew, Brandon Boston Jr., Terrence Clarke, Isaiah Jackson vs. Georgia Tech, 12/6/20

Started five freshmen: Hamidou Diallo, Shai Gilgeous-Alexander, Kevin Knox, Nick Richards, PJ Washington vs. Kansas State, 3/22/18

SCORING

Scored 90 or more points: 92 vs. SOUTH CAROLINA, 3/6/21 (W, 92-64)
Scored 90 or more points (SEC game): 92 vs. SOUTH CAROLINA, 3/6/21 (W, 92-64)
Scored 100 or more points: 107 vs. UIC, 11/26/17 (W, 107-73)
Scored 100 or more points (SEC game): 100 vs. TEXAS A&M, 1/3/17 (W, 100-58)
Scored 110 or more points: 115 vs. Arizona State, 11/28/16 (W, 115-69)
Scored 110 or more points (SEC game): 110 vs. AUBURN, 2/21/15 (W, 110-75)
Scored 120 or more points: 120 at Vanderbilt, 2/7/96 (W, 120-81)
Scored 120 or more points (SEC game): 120 at Vanderbilt, 2/7/96 (W, 120-81)
Scored 130 or more points: 143 vs. Georgia, 2/27/56 (W, 143-66)
Scored 140 or more points: 143 vs. Georgia, 2/27/56 (W, 143-66)
Scored 150 or more points: Never
Scored less than 50 points: 48 vs. Vanderbilt, 3/15/13 (L, 64-48)
Scored 100 points in two consecutive games: vs. CLEVELAND STATE (11/23/16), vs. UT MARTIN (11/25/16), vs. Arizona State (11/28/16)
Scored 100 points in three consecutive games: vs. CLEVELAND STATE (11/23/16), vs. UT MARTIN (11/25/16), vs. Arizona State (11/28/16)
Scored 100 points in consecutive SEC games: 2/27/56 - 3/3/56

SHOOTING PERCENTAGES

Shot 70% or more from the field: .722 vs. MISSISSIPPI STATE, 2/15/86
Shot 65% or more from the field: .667 vs. UIC, 11/26/17
Shot 30% or less from the field: .281 at Texas A&M (1/10/15)
Allowed 50% shooting: .521 vs. FLORIDA, 2/27/21
Allowed 60% shooting: .640 at Florida, 3/4/07
Allowed 30% or less shooting: .299 vs. Kansas, 12/1/20 (20-67)
Allowed 20% or less shooting: .197 vs. MONTANA STATE, 11/23/14 (12-61)

FREE THROWS

Shot 90% or better from FT line: 24-25 (.960) at Vanderbilt, 2/17/21
Shot 100% from FT Line: 10-10 vs. FLORIDA, 2/22/20
Shot 50% or less from FT line: .500 (10-20) at Georgia, 1/7/20
Attempted 40 FT: vs. TENNESSEE STATE (41), 11/23/18
Attempted five or less FT: vs. SOUTH CAROLINA (4), 1/21/06
Made 30 FT: 31 vs. MISSISSIPPI STATE, 2/4/20 (31-36)

3-POINTERS

Hit 0 3-pointers: 0 vs. RICHMOND, 11/29/20 (0-10)
Hit 10 3-pointers: 11 vs. Mississippi State, 3/11/21 (11-28)
Hit 11 3-pointers: 11 vs. Mississippi State, 3/11/21 (11-28)
Hit 12 3-pointers: 13 vs. SOUTH CAROLINA, 3/6/21 (13-27)
Hit 13 3-pointers: 13 vs. SOUTH CAROLINA, 3/6/21 (13-27)
Hit 14 3-pointers: 14 vs. ARKANSAS, 2/9/21 (14-26)
Hit 15 3-pointers: 15 vs. GEORGIA, 3/1/12 (15-27)
Hit 16 3-pointers: 16 vs. UNC ASHEVILLE, 12/23/96 (16-33)
Hit 17 3-pointers: 20 vs. LSU, 3/4/95 (20-35)
Hit 18 3-pointers: 20 vs. LSU, 3/4/95 (20-35)
Hit 19 3-pointers: 20 vs. LSU, 3/4/95 (20-35)
Hit 20 3-pointers: 20 vs. LSU, 3/4/95 (20-35)
Hit 21 3-pointers: 21 vs. North Carolina, 12/27/89 (21-48)
Hit 22 3-pointers: Never

SCORING MARGINS

Won game by 50 points or more: 58 vs. MONTANA STATE (W, 86-28), 11/23/14
Won game by 60 points or more: 62 vs. VANDERBILT (W, 106-44), 3/5/03
Won game by 70 points or more: 74 vs. UT MARTIN (W, 124-50), 11/26/94
Lost game by 20 points or more: 20 vs. ALABAMA (L, 85-65), 1/12/21
Lost game by 30 points or more: 34 vs. Duke (L, 118-84), 11/6/18
Lost game by 40 points or more: 41 at Vanderbilt (L, 93-52), 2/12/08
Lost game by 50 points or more: 55 at Kansas (L, 150-95), 12/9/89
Lost game by 60 points or more: 70 at Central (L, 87-17), 1/28/1910
Lost game by 70 points or more: 70 at Central (L, 87-17),

1/28/1910
Game decided by one point: vs. Mississippi State, 3/11/21 (L, 74-73)
Game decided by two or fewer points: vs. Mississippi State, 3/11/21 (L, 74-73)
Game decided by three or fewer points: vs. Mississippi State, 3/11/21 (L, 74-73)
Two consecutive games decided by one point: vs. NORTH CAROLINA (W, 73-72), 12/3/11; at Indiana (L, 73-72), 12/10/11
Three consecutive games decided by one point: Never
Two consecutive games decided by two or fewer points: Arkansas (L, 81-80), 2/9/21; Auburn (W, 82-80), 2/13/21
Three consecutive games decided by three or fewer points: at Auburn (L, 99-97 OT), 2/11/74, vs. TENNESSEE (W, 61-58), 2/16/74 and at Ole Miss (L, 61-60), 2/18/74

COMEBACKS

Came back from 10-point deficit for win: 71-70 at Florida (3/7/20); Trailed by 18 at 59-41 (11:48 in 2nd)
Came back from 11-point deficit for win: 71-70 at Florida (3/7/20); Trailed by 18 at 59-41 (11:48 in 2nd)
Came back from 12-point deficit for win: 71-70 at Florida (3/7/20); Trailed by 18 at 59-41 (11:48 in 2nd)
Came back from 13-point deficit for win: 71-70 at Florida (3/7/20); Trailed by 18 at 59-41 (11:48 in 2nd)
Came back from 14-point deficit for win: 71-70 at Florida (3/7/20); Trailed by 18 at 59-41 (11:48 in 2nd)
Came back from 15-point deficit for win: 71-70 at Florida (3/7/20); Trailed by 18 at 59-41 (11:48 in 2nd)
Came back from 16-point deficit for win: 71-70 at Florida (3/7/20); Trailed by 18 at 59-41 (11:48 in 2nd)
Came back from 17-point deficit for win: 71-70 at Florida (3/7/20); Trailed by 18 at 59-41 (11:48 in 2nd)
Came back from 18-point deficit for win: 71-70 at Florida (3/7/20); Trailed by 18 at 59-41 (11:48 in 2nd)
Came back from 19-point deficit for win: 73-67 vs. Vanderbilt (2/28/17); Trailed by 19 at 25-6 (8:03 in 1st)
Came back from 20-point deficit for win: 82-79 at Vanderbilt (2/22/97); Trailed by 22 at 40-18 (3:51 in 1st)
Came back from 30-point deficit for win: 99-95 at LSU (2/15/94); Trailed by 31 at 68-37 (15:34 in 2nd)
Came back from 31-point deficit for win: 99-95 at LSU (2/15/94); Trailed by 31 at 68-37 (15:34 in 2nd)

REBOUNDS

Pulled down 50 rebounds: 54 (21-33) vs. RICHMOND, 11/29/20
Pulled down 55 rebounds: 59 (20-39) vs. Arizona State, 11/28/16
Pulled down 60 rebounds: 62 (19-43) vs. Morehead State, 12/16/95

OVERTIME GAMES

Played an overtime game: at Mississippi State, 1/2/21 (W, 78-73 2OT)
Won an overtime game: at Mississippi State, 1/2/21 (W, 78-73 2OT)
Lost an overtime game: vs. Auburn, 3/31/19 (L, 77-71 OT)
Played an SEC overtime game: at Mississippi State, 1/2/21 (W, 78-73 2OT)
Won an SEC overtime game: at Mississippi State, 1/2/21 (W, 78-73 2OT)
Lost an SEC overtime game: at Texas A&M, 2/20/16 (L, 79-77 OT)
Played an overtime game in SEC Tournament: vs. Texas A&M, 3/13/16 (W, 82-77 OT)
Won an overtime game in SEC Tournament: vs. Texas A&M, 3/13/16 (W, 82-77 OT)
Played an overtime game in NCAA Tournament: vs. Auburn, 3/31/19 (L, 77-71 OT)
Won an overtime game in NCAA Tournament: vs. St. Bonaventure, 3/16/00 (W, 85-80 2OT)
Lost an overtime game in NCAA Tournament: vs. Auburn, 3/31/19 (L, 77-71 OT)
Played two overtimes: at Mississippi State, 1/2/21 (W, 78-73 2OT)
Played three overtimes: vs. TEMPLE 12/7/57 (W, 85-83)
Played four or more overtimes: Never
Played two consecutive overtime games: 1/6/15 vs. OLE MISS (W, 89-86) and 1/10/15 at Texas A&M (70-64)
Played three consecutive overtime games: Never



THE LAST TIME A UK OPPONENT ...

INDIVIDUALS

SCORING

Scored 25 points: John Fulkerson (27), Tennessee, 3/3/20
Scored 30 points: Bubba Parham (35), VMI, 11/21/18
Scored 35 points: Bubba Parham (35), VMI, 11/21/18
Scored 40 points: Elston Turner (40), Texas A&M, 1/12/13
Scored 45 points: David Robinson (45), Navy, 1/25/87
Scored 50 points: Austin Carr (50), Notre Dame, 12/29/79
Scored 60 points: Pete Maravich (64), LSU, 2/21/70
Scored 65 points: Never
Two players had 20 points: Jared Harper (26), Bryce Brown (24), Auburn, 3/31/19
Three players had 20 points: R.J. Barrett, Zion Williamson, Cam Reddish, Duke, 11/6/18
Two players had 30 points: Ronnie Henderson (36) and Claren Ceasar (32), LSU, 2/15/94
Five players scored in double figures: LSU, 2/18/20

FIELD GOALS

Made 15 FG in a game: David Robinson (17), Navy, 1/25/87
Made 16 FG in a game: David Robinson (17), Navy, 1/25/87
Made 17 FG in a game: David Robinson (17), Navy, 1/25/87
Made 18 FG in a game: Steve Downing (19), Indiana, 12/11/71
Made 19 FG in a game: Steve Downing (19), Indiana, 12/11/71
Made 20 FG in a game: Johnny Neumann (20), Ole Miss, 1/2/71
Made 21 FG in a game: Austin Carr (21), Notre Dame, 12/29/70
Made 22 FG in a game: Austin Carr (22), Notre Dame, 3/12/70
Made 23 FG in a game: Pete Maravich (23), LSU, 2/21/70
Made 24 FG in a game: Never
Attempted 17 FG in a game: Jermaine Cousinard (22), South Carolina, 1/15/20
Attempted 18 FG in a game: Jermaine Cousinard (22), South Carolina, 1/15/20
Attempted 19 FG in a game: Jermaine Cousinard (22), South Carolina, 1/15/20
Attempted 20 FG in a game: Jermaine Cousinard (22), South Carolina, 1/15/20
Attempted 25 FG in a game: R.J. Barrett (26), Duke, 11/6/18
Attempted 30 FG in a game: Freeman Williams (40), Portland State, 12/16/17
Attempted 35 FG in a game: Freeman Williams (40), Portland State, 12/16/17
Attempted 40 FG in a game: Freeman Williams (40), Portland State, 12/16/17
Attempted 45 FG in a game: Johnny Neumann (50), Ole Miss, 1/2/71
Attempted 50 FG in a game: Johnny Neumann (50), Ole Miss, 1/2/71
Attempted 53 FG in a game: Pete Maravich (53), LSU, 2/22/69
Attempted 54 FG in a game: Never

3-POINTERS

Made 5 3-pointers in a game: Savion Flagg (5), Texas A&M, 2/25/20
Made 6 3-pointers in a game: Armoni Brooks (6), Houston, 3/29/19
Made 7 3-pointers in a game: Bubba Parham (10), VMI, 11/18/18
Made 8 3-pointers in a game: Bubba Parham (10), VMI, 11/18/18
Made 9 3-pointers in a game: Bubba Parham (10), VMI, 11/18/18
Made 10 3-pointers in a game: Bubba Parham (10), VMI, 11/18/18
Made 11 3-pointers in a game: Corey Allmond (11), Sam Houston State, 11/19/2009
Made 12 3-pointers in a game: Never
Attempted 10 3-pointers in a game: Santiago Vescovi (11), Tennessee, 2/8/20
Attempted 15 3-pointers in a game: Bubba Parham (16), VMI, 11/18/18
Attempted 16 3-pointers in a game: Bubba Parham (16), VMI, 11/18/18
Attempted 17 3-pointers in a game: Chris Jackson (17), LSU, 2/15/90
Attempted 18 3-pointers in a game: Jeff Boschee (18), Kansas, 3/14/99
Attempted 19 3-pointers in a game: Never

FREE THROWS

Made 10 FT in a game: John Fulkerson (10), Tennessee, 2/8/20
Made 11 FT in a game: Samir Doughty (14), Auburn, 2/1/20
Made 12 FT in a game: Samir Doughty (14), Auburn, 2/1/20
Made 13 FT in a game: Samir Doughty (14), Auburn, 2/1/20

Made 14 FT in a game: Samir Doughty (14), Auburn, 2/1/20
Made 15 FT in a game: Brenton Williams (15), South Carolina, 3/1/14
Made 16 FT in a game: Dan Cross (16), Florida, 2/18/95
Made 17 FT in a game: John Mengelt (17), Auburn, 3/2/70
Made 18 FT in a game: Pete Maravich (18), LSU, 2/21/70
Made 19 FT in a game: Never
Attempted 15 FT in a game: Samir Doughty (15), Auburn, 2/1/20
Attempted 20 FT in a game: Harding McCaleb (25), Louisville, 2/22/16
Attempted 25 FT in a game: Harding McCaleb (25), Louisville, 2/22/16
Attempted 26 FT in a game: Never

REBOUNDS

15 Rebs: Dedric Lawson (15), Kansas, 1/26/19
16 Rebs: Kennedy Meeks (17), North Carolina, 3/26/17
17 Rebs: Kennedy Meeks (17), North Carolina, 3/26/17
18 Rebs: Sean May (19), North Carolina, 12/4/04
19 Rebs: Sean May (19), North Carolina, 12/4/04
20 Rebs: Andrew DeClercq (20), Florida, 1/18/94
25 Rebs: Leon Douglas (25), Alabama, 1/20/75
30 Rebs: Kenneth Stanley (30), USC, 12/4/61
31 Rebs: Never
Two players had 10 rebounds: Desean Murray (11) and Anfernee McLemore (11), Auburn, 2/4/18
Three players had 10 rebounds: Craig Victor II (12), Tim Quarterman (10), Ben Simmons (10), LSU, 1/5/16

ASSISTS

10 assists: Tony Trocha-Morelos (10), Texas A&M, 3/4/2017
11 assists: Dwyane Wade (11), Marquette, 3/29/03
12 assists: Edgar Padilla (12), UMass, 3/30/96
13 assists: Billy McCaffrey (14), Vanderbilt, 1/13/93
14 assists: Billy McCaffrey (14), Vanderbilt, 1/13/93
15 assists: Eric Richardson (15), Alabama, 2/4/84
16 assists: Never

BLOCKS

5 blocks: Dylan Disu (5), Vanderbilt, 1/29/20
6 blocks: Sagaba Konate (7), West Virginia, 1/27/18
7 blocks: Sagaba Konate (7), West Virginia, 1/27/18
8 blocks: Jarvis Varnado (10), Mississippi State, 1/15/08
9 blocks: Jarvis Varnado (10), Mississippi State, 1/15/08
10 blocks: Jarvis Varnado (10), Mississippi State, 1/15/08
11 blocks: Samaki Walker (11), Louisville, 1/1/95
12 blocks: Never

STEALS

5 steals: Ben Simmons (7), LSU, 3/5/16
6 steals: Ben Simmons (7), LSU, 3/5/16
7 steals: Ben Simmons (7), LSU, 3/5/16
8 steals: Never

TEAM

SCORING

Scored 90 or more points: 118, Duke, 11/6/18 (L, 118-84)
Scored 90 or more points (SEC game): 90, Georgia, 3/4/09 (L, 90-85)
Scored 100 or more points: 118, Duke, 11/6/18 (L, 118-84)
Scored 100 or more points (SEC game): 101, Arkansas, 2/10/93 (L, 101-94)
Scored 110 or more points: 118, Duke, 11/6/18 (L, 118-84)
Scored 110 or more points (SEC game): 110, Vanderbilt, 3/4/67 (L, 110-94)
Scored 120 or more points: 121, North Carolina, 12/27/89 (L, 121-110)
Scored 120 or more points (SEC game): Never
Scored 130 or more points: 150, Kansas, 12/9/89 (L, 150-95)
Scored 140 or more points: 150, Kansas, 12/9/89 (L, 150-95)
Scored 150 or more points: 150, Kansas, 12/9/89 (L, 150-95)
Scored 160 or more points: Never
Scored less than 50 points: 49, Eastern Kentucky, 11/8/19 (W, 91-49)
Scored less than 50 points (SEC game): 48, South Carolina, 2/5/19 (W, 76-48)
Scored less than 40 points: 39, West Virginia, 3/26/15 (W, 78-39)
Scored less than 40 points (SEC game): 37, Missouri, 1/13/15 (W, 86-37)
Scored less than 30 points: 28, Montana State, 11/23/14 (W, 86-28)
Scored less than 30 points (SEC game): 26, Georgia Tech, 1/28/46 (W, 86-37)
Scored less than 20 points: 18, Western Ontario, 12/10/49

(W, 90-21)

Scored less than 20 points (SEC game): 18, Alabama, 2/10/40 (W, 46-18)

Scored less than 10 points: 9, Tulane, 12/21/34 (W, 39-9)

Scored less than 10 points (SEC game): Never

Scored less than 5 points: Never

SHOOTING PERCENTAGES

Shot 70% from the field: Never

Shot 60% from the field: .640, Florida, 3/4/07

Shot 50% from the field: .521, Florida, 3/7/20

Shot 30% or less from the field: .250, Eastern Kentucky, 11/8/19 (16-64)

Shot 20% or less from the field: .197, Montana State, 11/23/14 (12-61)

Shot 10% or less from the field: Never (shooting percentages not recorded prior to 1947)

3-Pointers

Made 10 or more 3-pointer: 10, Texas A&M, 2/25/20

Made 15 or more 3-pointers: 19, VMI, 11/18/18

Made 20 or more 3-pointers: Never

Made zero 3-pointers: 0, Auburn, 1/19/13 (0-15)

Attempted 30 or more 3-pointers: 31, Utah Valley, 11/18/19

FREE THROWS

Shot 90% or better from FT line: 92.3 (12-13), Evansville, 11/12/19

Shot 100% from FT Line: 5-5, VMI, 11/18/18

Shot 50% or less from FT line: 450 (9-20), Louisville, 12/28/19

Attempted 40 FT: 44, Auburn, 2/1/20 (33-44)

Attempted five or less FT: 5, UAB, 11/29/19 (2-5)

Made 30 FT: 33, Auburn, 2/1/20 (33-44)

REBOUNDS

Pulled down 50 rebounds: 54 (17-37), Florida, 2/4/17

Pulled down 20 offensive rebounds: 23, LSU, 2/18/20



RUPP ARENA AT CENTRAL BANK CENTER

Year-by-Year Records

Season	W-L	Percentage
2021-22	0-0	.000
2020-21	5-6	.455
2019-20	16-2	.889
2018-19	17-1	.944
2017-18	16-2	.889
2016-17	15-2	.882
2015-16	17-0	1.000
2014-15	19-0	1.000
2013-14	16-2	.889
2012-13	16-2	.889
2011-12	18-0	1.000
2010-11	15-0	1.000
2009-10	18-0	1.000
2008-09	12-6	.667
2007-08	14-4	.778
2006-07	14-2	.875
2005-06	10-5	.667
2004-05	14-1	.933
2003-04	11-2	.846
2002-03	12-1	.923
2001-02	12-3	.800
2000-01	11-1	.917
1999-2000	14-0	1.000
1998-99	12-1	.923
1997-98	9-3	.750
1996-97	12-1	.923
1995-96	13-0	1.000
1994-95	12-1	.923
1993-94	13-1	.929
1992-93	16-0	1.000
1991-92	15-2	.882
1990-91	13-0	1.000
1989-90	13-2	.867
1988-89	8-6	.571
1987-88	14-2	.875
1986-87	13-2	.867
1985-86	18-0	1.000
1984-85	11-3	.786
1983-84	16-0	1.000
1982-83	14-1	.933
1981-82	15-1	.938
1980-81	15-0	1.000
1979-80	12-3	.800
1978-79	11-4	.733
1977-78	16-0	1.000
1976-77	12-2	.857
Total	615-77	.889

Year Opened:	1976
First Game:	Nov. 27, 1976
All-Time Record:	615-77 (88.9)
Record Under Calipari:	188-17 (91.7)
Capacity:	20,500
Record Crowd:	24,479 (1/20/10)
Longest Win Streak:	54 (11/9/10-12/1/12)
Current Win Streak:	1

Cats Rock at Rupp

The Wildcats are 615-77 (88.9%) in Rupp Arena. Among the most notable marks of dominance as the nation's toughest venue to play include:

- School record 54-game winning streak to begin the John Calipari era
- Kentucky is 336-46 (89.0%) in regular-season SEC games in Rupp
- The Wildcats set a program home record of 19 wins in 2014-15
- UK has gone undefeated at home in five of Calipari's 12 seasons
- Kentucky has a perfect mark in 13 of Rupp Arena's 45 seasons

600 Wins at Rupp in Record Time

With a victory over Fairleigh Dickinson on Dec. 7, 2019, Kentucky reached the 600-win mark at Rupp Arena faster than any other program in NCAA Division I level history. UK needed just 670 games to reach win No. 600 in Rupp Arena.

It took UCLA, which previously owned the fastest pace to 600 wins, 689 games in Pauley Pavilion. Only one other team, Kansas, achieved win No. 600 in fewer than 700 games at its home venue. The Jayhawks reached the significant win in their 699th game.

Cal Owns Longest Win Streaks in Rupp

With UK's 2011-12 season-opening victory over Marist, UK head coach John Calipari recorded his 34th consecutive win in Rupp Arena as UK's head coach. It broke former UK head coach Rick Pitino's longest streak of 33 games in the venue.

The winning streak reached as long as 54 games. Calipari didn't suffer his first loss in Rupp Arena until losing to Baylor in his fourth season, in 2012-13. The 54-game run, however, was his longest career home winning streak. He also had the second-longest streak in the arena as the Cats won 42 straight from March 4, 2014 to Nov. 25, 2016.

New Chairbacks, Fewer Seats

After receiving a \$16 million upgrade over the 2014-15 and 2015-16 seasons that enhanced the fan experience with the likes of a new Daktronics center-hung scoreboard, ribbons boards, new corner video boards and a new audio system, Rupp Arena is undergoing an additional transformation as a part of UK's new leasing agreement with the Lexington Center.

Chair-back seating in the upper-level sideline was installed in sections 211-217 and 228-234 for the 2019-20 season. Club areas are available to season ticket holders.

The new seating reduced Rupp Arena's capacity to 20,500.

Pack the House

Until reducing capacity for the 2019-20 season, Kentucky had led the nation in average home attendance in 20 of 24 seasons. That number included a Rupp Arena record of 24,110 in John Calipari's first season (2009-10) as head coach.

Kentucky averaged 20,160 fans during the 2019-20 season, the first season with a reduced capacity at 20,500. UK averaged 23,000-plus fans in seven of Calipari's first 10 seasons.

The Top-Ranked Team at Home

Kentucky has lost just four times at home as the Associated Press top-ranked team in the history of the program and just three times in Rupp Arena. Prior to the losses to Evansville (Nov. 12) and UCLA (Dec. 3, 2016), the other two losses came by just one point.

The Wildcats are 54-3 all-time as the AP No. 1 team in Rupp Arena since its opening in 1976. The first loss was to Auburn, 53-52, on Jan. 9, 1988.

Coach Cal in Rupp Arena

It's been downright difficult to beat Kentucky in Rupp Arena during the John Calipari era. UK is 188-17 (91.7%) in Rupp Arena under Calipari.

- Kentucky is 22-6 (78.6%) vs. Associated Press Top 25 opponents in Rupp in the Calipari era
- UK is 166-11 (93.8%) vs. unranked teams in Rupp under Calipari
- The Wildcats are 95-6 (94.1%) at home vs. nonconference foes under Calipari
- Calipari notched his 100th career win in Rupp Arena as Kentucky's coach with the Wildcats' 110-75 rout of Auburn on Feb. 21, 2014. It took Calipari 104 games to reach the century mark, the fastest of any UK coach

Cal Passes Hall for Rupp Record

With a 101-70 victory over Cleveland State on Nov. 23, 2016, John Calipari passed former UK head coach Joe B. Hall for most wins in Rupp Arena. Calipari currently has 188 wins inside the historic venue. Hall won 122.

2021-22 Opponent Breakdown

Robert Morris (Nov. 12)

All-time games in Rupp Arena: 2
UK record in Rupp vs. RMU: 2-0
Last time in Rupp Arena: UK, 87-49 (11/17/13)

Mount St. Mary's (Nov. 16)

All-time games in Rupp Arena: 1
UK record in Rupp vs. MSM: 1-0
Last time in Rupp Arena: UK, 82-62 (11/22/19)

Ohio (Nov. 19)

All-time games in Rupp Arena: 2
UK record in Rupp vs. OU: 2-0
Last time in Rupp Arena: UK, 79-74 (11/30/95)

Albany (Nov. 22)

All-time games in Rupp Arena: 1
UK record in Rupp vs. UA: 1-0
Last time in Rupp Arena: UK, 78-65 (11/13/15)

North Florida (Nov. 26)

All-time games in Rupp Arena: 0
UK record in Rupp vs. UNF: 0-0
Last time in Rupp Arena: First meeting

Central Michigan (Nov. 29)

All-time games in Rupp Arena: 1
UK record in Rupp vs. CMU: 1-0
Last time in Rupp Arena: UK, 84-52 (12/29/08)

Southern (Dec. 7)

All-time games in Rupp Arena: 0
UK record in Rupp vs. SU: 0-0
Last time in Rupp Arena: First meeting

Louisville (Dec. 22)

All-time games in Rupp Arena: 20
UK record in Rupp vs. UL: 16-4
Last time in Rupp Arena: UK, 78-70^{OT} (12/28/19)

Missouri (Dec. 29)

All-time games in Rupp Arena: 5
UK record in Rupp vs. UM: 5-0
Last time in Rupp Arena: UK, 71-59 (1/4/20)

High Point (Dec. 31)

All-time games in Rupp Arena: 3
UK record in Rupp vs. HPU: 3-0
Last time in Rupp Arena: UK, 75-55 (11/29/05)

Georgia (Jan. 8)

All-time games in Rupp Arena: 40
UK record in Rupp vs. UGA: 37-4
Last time in Rupp Arena: UK, 89-79 (1/21/20)

Tennessee (Jan. 15)

All-time games in Rupp Arena: 45
UK record in Rupp vs. UT: 38-7
Last time in Rupp Arena: UT, 82-71 (2/6/21)

Mississippi State (Jan. 25)

All-time games in Rupp Arena: 31
UK record in Rupp vs. MSU: 29-2
Last time in Rupp Arena: UK, 80-72 (2/4/20)

Vanderbilt (Feb. 2)

All-time games in Rupp Arena: 43
UK record in Rupp vs. VU: 41-2
Last time in Rupp Arena: UK, 77-74 (1/5/21)

Florida (Feb. 12)

All-time games in Rupp Arena: 45
UK record in Rupp vs. UF: 36-9
Last time in Rupp Arena: UF, 71-67 (2/27/21)

Alabama (Feb. 19)

All-time games in Rupp Arena: 33
UK record in Rupp vs. UA: 27-6
Last time in Rupp Arena: UA, 85-65 (1/12/21)

LSU (Feb. 23)

All-time games in Rupp Arena: 33
UK record in Rupp vs. LSU: 27-6
Last time in Rupp Arena: UK, 82-69 (1/23/21)

Ole Miss (March 1)

All-time games in Rupp Arena: 32
UK record in Rupp vs. OM: 31-1
Last time in Rupp Arena: UK, 67-62 (2/15/20)



COACH CALIPARI

UK vs. AP Ranked Foes Under Cal

Record: 64-38 (.627)

at No. 19 Tennessee	Feb. 20, 2021	W, 70-55
vs. No. 11 TENNESSEE	Feb. 6, 2021	L, 82-71
at No. 18 Missouri	Feb. 3, 2021	L, 75-70
at No. 9 Alabama	Jan. 26, 2021	L, 70-59
vs. No. 22 North Carolina (Cleveland)	Dec. 19, 2020	L, 75-63
vs. No. 7 Kansas (Indianapolis)	Dec. 1, 2020	L, 65-62
vs. No. 15 AUBURN	Feb. 29, 2020	W, 73-66
at No. 17 Auburn	Feb. 1, 2020	L, 75-66
at No. 18 Texas Tech	Jan. 25, 2020	W, 78-76 ^{OT}
vs. No. 3 LOUISVILLE	Dec. 28, 2019	W, 78-70 ^{OT}
vs. No. 5 Ohio State (Las Vegas)	Dec. 21, 2019	L, 71-65
vs. No. 1 Michigan State (New York)	Nov. 5, 2019	W, 69-62
vs. No. 14 Auburn (NCAAT)	March 31, 2019	L, 77-71 ^{OT}
vs. No. 11 Houston (NCAAT)	March 29, 2019	W, 62-58
vs. No. 19 Wofford (NCAAT)	March 23, 2019	W, 62-56
vs. No. 8 Tennessee (SECT)	March 16, 2019	L, 82-78
at No. 7 Tennessee	March 2, 2019	L, 71-52
vs. No. 1 TENNESSEE	Feb. 16, 2019	W, 86-69
vs. No. 19 LSU	Feb. 13, 2019	L, 73-71
vs. No. 9 KANSAS	Jan. 26, 2019	W, 71-63
vs. No. 22 MISSISSIPPI STATE	Jan. 22, 2019	W, 76-55
at No. 14 Auburn	Jan. 19, 2019	W, 82-80
vs. No. 9 North Carolina (Chicago)	Dec. 22, 2018	W, 80-72
vs. No. 4 Duke (Indianapolis)	Nov. 6, 2018	L, 118-84
vs. 13 Tennessee (SECT)	March 11, 2018	W, 77-72
at No. 10 Auburn	Feb. 14, 2018	L, 76-66
vs. No. 15 TENNESSEE	Feb. 6, 2018	L, 61-59
at No. 7 West Virginia	Jan. 27, 2018	W, 83-76
at No. 23 Tennessee	Jan. 6, 2018	L, 76-65
vs. No. 4 Kansas (Chicago)	Nov. 14, 2017	L, 65-61
vs. No. 6 North Carolina (NCAAT)	March 26, 2017	L, 75-73
vs. No. 8 UCLA (NCAAT)	March 24, 2017	W, 86-75
vs. No. 19 Wichita State (NCAAT)	Feb. 25, 2017	W, 65-62
vs. No. 13 FLORIDA	Feb. 19, 2017	W, 76-66
at No. 24 Florida	Feb. 4, 2017	L, 88-66
vs. No. 2 KANSAS	Jan. 28, 2017	L, 79-73
vs. No. 24 SOUTH CAROLINA	Jan. 21, 2017	W, 85-69
at No. 10 Louisville	Dec. 21, 2016	L, 73-70
vs. No. 7 North Carolina (Las Vegas)	Dec. 17, 2016	W, 103-100
vs. No. 11 UCLA	Dec. 3, 2016	L, 97-92
vs. No. 13 Michigan State (New York)	Nov. 15, 2016	W, 69-48
vs. No. 14 Indiana (NCAAT)	March 19, 2016	L, 73-67
vs. No. 17 Texas A&M (SECT)	March 13, 2016	W, 82-77
at No. 4 Kansas	Jan. 30, 2016	L, 90-84
vs. No. 16 LOUISVILLE	Dec. 27, 2015	L, 75-73
vs. No. 5 Duke (Chicago)	Dec. 27, 2015	W, 74-63
vs. No. 3 Wisconsin (NCAAT)	Nov. 17, 2015	W, 74-64
vs. No. 8 Notre Dame (NCAAT)	April 4, 2015	L, 71-64
vs. No. 20 West Virginia (NCAAT)	March 28, 2015	W, 68-66
vs. No. 21 Arkansas (SECT)	March 26, 2015	W, 78-39
vs. No. 18 ARKANSAS	March 15, 2015	W, 78-63
at No. 4 Louisville	Feb. 28, 2015	W, 84-67
vs. No. 21 NORTH CAROLINA	Dec. 27, 2014	W, 58-50
vs. No. 6 TEXAS	Dec. 13, 2014	W, 84-70
vs. No. 5 Kansas (Indianapolis)	Dec. 5, 2014	W, 63-51
vs. No. 18 UConn (NCAAT)	Nov. 18, 2014	W, 72-40
vs. No. 12 Wisconsin (NCAAT)	April 7, 2014	L, 60-54
vs. No. 7 Michigan (NCAAT)	April 5, 2014	W, 74-73
vs. No. 5 Louisville (NCAAT)	March 30, 2014	W, 75-72
vs. No. 2 Wichita State (NCAAT)	March 28, 2014	W, 74-69
vs. No. 1 Florida (SECT)	March 23, 2014	W, 78-76
at No. 1 Florida	March 16, 2014	L, 61-60
vs. No. 3 FLORIDA	March 8, 2014	L, 84-65
vs. No. 4 LOUISVILLE	Feb. 15, 2014	L, 69-59
at No. 18 North Carolina	Dec. 28, 2013	W, 73-66
vs. No. 20 Baylor (Dallas)	Dec. 14, 2013	L, 82-77
vs. No. 2 Michigan State (Chicago)	Dec. 6, 2013	L, 67-62
vs. No. 11 FLORIDA	Nov. 12, 2013	L, 78-74
at No. 7 Florida	March 9, 2013	W, 61-57
at No. 16 Ole Miss	Feb. 12, 2013	L, 69-52
at No. 4 Louisville	Jan. 29, 2013	W, 87-74
vs. No. 9 Duke (Atlanta)	Dec. 29, 2012	L, 80-77
vs. No. 6 Kansas (NCAAT)	Nov. 13, 2012	L, 75-68
vs. No. 17 Louisville (NCAAT)	April 2, 2012	W, 67-59
vs. No. 9 Baylor (NCAAT)	March 31, 2012	W, 69-61
vs. No. 16 Indiana (NCAAT)	March 25, 2012	W, 82-70
vs. No. 22 Florida (SECT)	March 23, 2012	W, 87-71
at No. 16 Florida	March 10, 2012	W, 74-71
vs. No. 8 FLORIDA	March 4, 2012	W, 74-59
vs. No. 4 LOUISVILLE	Feb. 7, 2012	W, 78-58
vs. No. 5 NORTH CAROLINA	Dec. 31, 2011	W, 69-62
vs. No. 12 Kansas (New York)	Dec. 3, 2011	W, 73-72
vs. No. 9 UConn (NCAAT)	Nov. 15, 2011	W, 75-65
vs. No. 7 North Carolina (NCAAT)	April 2, 2011	L, 56-55
vs. No. 1 Ohio State (NCAAT)	March 27, 2011	W, 76-69
vs. No. 22 West Virginia (NCAAT)	March 25, 2011	W, 62-60
vs. No. 12 Florida (SECT)	March 19, 2011	W, 71-63
vs. No. 21 VANDERBILT	March 13, 2011	W, 70-54
vs. No. 13 FLORIDA	March 1, 2011	W, 68-66
at No. 21 Vanderbilt	Feb. 26, 2011	W, 76-68
vs. No. 22 Vanderbilt	Feb. 12, 2011	L, 81-77
vs. No. 23 Notre Dame (Louisville)	Dec. 31, 2010	W, 78-63
vs. No. 13 Washington (Mau)I	Nov. 8, 2010	W, 72-58
vs. No. 6 West Virginia (NCAAT)	Nov. 23, 2010	W, 74-67
vs. No. 15 Tennessee (SECT)	March 27, 2010	L, 73-66
at No. 19 Tennessee	March 13, 2010	W, 74-45
at No. 17 Vanderbilt	Feb. 27, 2010	L, 74-65
vs. No. 12 TENNESSEE	Feb. 20, 2010	W, 58-56
vs. No. 25 OLE MISS	Feb. 13, 2010	W, 73-62
vs. No. 21 VANDERBILT	Feb. 2, 2010	W, 85-75
vs. No. 14 UConn (New York)	Jan. 30, 2010	W, 85-72
vs. No. 10 NORTH CAROLINA	Dec. 9, 2009	W, 64-61
	Dec. 5, 2009	W, 68-66

Calipari's Record at Kentucky ...

vs. No. 1	3-2	vs. Top 25	64-38
vs. Top 3	5-6	Home	22-6
vs. Top 5	12-11	Away	9-15
vs. Top 10	25-22	Neutral	33-17
vs. Top 15	40-27	SEC Tourney	6-2
vs. Top 20	53-34	NCAA Tourney	17-7

Calipari Ahead of the Pack at Kentucky

Through 12 seasons at Kentucky, John Calipari's time in Lexington has been every bit as successful -- and more -- as fans hoped it would when he agreed to become the head coach at Kentucky in the spring of 2009.

By just about every measure, he is the most successful coach in college basketball during the last decade-plus. Among schools who have been to at least two Elite Eights and a Final Four since 2009-10, Calipari ranks:

- First in NCAA Tournament wins (31)
- First in Final Four appearances (four)
- First in Elite Eight appearances (seven)
- First in Sweet Sixteen appearances (eight)
- Second in league tournament titles (six)
- Third in wins (330)
- Third in regular-season conference titles (six)
- Third in NCAA titles (one)

First-Ballot Hall of Famer

Kentucky men's basketball coach John Calipari joined basketball's fraternity of legends in September 2015 after being elected to the Naismith Memorial Basketball Hall of Fame on the first ballot.

Calipari joined an elite group of basketball players and coaches in the Naismith Hall of Fame, considered to be one of the ultimate honors in the sport. The Class of 2015 included Calipari, Dick Bevetta, Wildcat Louie Dampier, Lindsay Gaze, Tom Heinsohn, John Isaacs, Spencer Haywood, Lisa Leslie, Dikembe Mutombo, George Raveling and JoJo White.

Calipari was inducted in Springfield, Massachusetts. Nearly 70 former players joined him on stage during his acceptance speech.

Coach Cal Immortalized at UMass with Statue Unveiling

John Calipari's Hall of Fame rise began at UMass, and the school honored his program's breakthrough in the 1990s by unveiling a statue of Calipari on the Amherst campus in September.

Calipari was one of four icons synonymous with UMass basketball to earn the honor. Calipari's statue was unveiled next to Marcus Camby, Julius Erving and the late Jack Leaman outside the Mullins Center.

At UMass, Calipari led the Minutemen to a 193-71 on-court record in his eight seasons as head coach from 1989-96. His .731 career winning percentage remains the best in school history, and he ranks second all-time at UMass in victories with 193.

Calipari led UMass to five straight NCAA Tournament appearances from 1992 to 1996 after UMass had gone to the NCAAs only once in the first 81 years of the program. His Minutemen made the Atlantic 10's first and only Final Four appearance during the 1996 season, during which they went 35-2 overall and spent 10 weeks ranked No. 1 in the nation. Following the 1996 season, Calipari was named National Coach of the Year by the National Association of Basketball Coaches, The Sporting News and Naismith.

UMass won five straight Atlantic 10 Conference regular-season and tournament titles under Calipari from 1992 to 1996, becoming only the second team in NCAA history to win its conference championships in the regular season and postseason for five consecutive years.

A three-time Atlantic 10 Coach of the Year selection in 1992, 1993 and 1996, Calipari coached a National Player of the Year (Marcus Camby, 1996), two First Team All-Americans (Lou Roe, 1995; Camby, 1996), three Atlantic 10 Players of the Year (Harper Williams, 1992; Roe, 1995; Camby, 1996) and a total of 24 All-Atlantic 10 selections during his eight seasons at UMass.

Calipari's 1996 Final Four Team was also inducted into the UMass Athletics Hall of Fame.

Coach Cal Court

Not only did John Calipari have a statue erected in his honor this past offseason, the court at Clarion -- Calipari's alma mater -- is now named after the Hall of Famer. The court in Tippin Gymnasium was officially renamed the John V. Calipari Court in September and will be known as Coach Cal Court.

Like many coaches, Calipari began his career in basketball on the court as a player. He he was a star high school basketball player at Moon High School in Western Pennsylvania under another Clarion graduate Joe Sacco. Calipari started his college playing career at UNC Wilmington before transferring to Clarion in 1981, helping the Golden Eagles reach their first NCAA Division II Tournament in program history that year.

Under legendary head coach Joe DeGregorio, Clarion went 23-6 and reached the East Region championship game. Calipari was a key member of Clarion's 1981-82 team that started the season 7-0 and ranked third in Division II at one point.

Calipari has remained close with the program throughout his career.

Calipari Named Coach of the Decade

Underscored by more victories than any other coach or program in his first 10 seasons at the helm at Kentucky, more Final Four appearances, a record number of NBA Draft picks, and the 2012 national championship, John Calipari was named the College Basketball Coach of the Decade by Sporting News in January 2020.

In a piece penned by national writer Mike DeCourcy, Sporting News credited Calipari for changing the college basketball landscape. Detailing Calipari's success -- what DeCourcy described as a "college basketball revolution" -- DeCourcy wrote that "no one defined the 2010s in the same way as Calipari ... nor achieved the same degree of consistent success."

In an era where kids can enter the NBA Draft at 19 years old, Calipari masterfully balances the priority of players' long-term professional dreams with individual and team development, leading to on-court success that no other team has matched.

"I knew we were going to make the program -- and I said it at the press conference -- it was going to be a players-first program," Calipari told Sporting News. "We were going to make decisions based on them and their needs. And it's not just about the name on the front. It'll be about the name on the back. That's how we're going to do this."

Calipari Receives Guardians of the Game Award

John Calipari was one of eight coaches to receive the National Association of Basketball Coaches' Guardians of the Game Pillar Awards in 2021 for his work with the John McLendon Minority Leadership Initiative.

The Guardians of the Game Pillar Awards represent the NABC's core values of advocacy, education, inclusion and leadership. Calipari was one of three coaches, alongside Harvard head coach Tommy Amaker and South Carolina head coach Frank Martin, who received the award for inclusion.

Calipari, Amaker and Martin were honored for leading and launching the McLendon Minority Leadership Initiative, a coach-driven initiative to provide minorities a jump-start to their careers through practical experiences, opportunities to build their



COACH CALIPARI

seasons as a college head coach.

Calipari remains the only coach in NCAA history with at least 189 victories at three different schools and is the second-winningest coach in school history. Only two Division I coaches posted more wins through their first 1,000 career games than Calipari.

Most Wins Through First 1,000 Games

Adolph Rupp - 824
Roy Williams - 790
John Calipari - 777
Dean Smith - 776

700 Victories and Counting

With Kentucky's win over UIC on Nov. 26, 2017, John Calipari reached 700 on-court wins. At the time he was one of just 41 coaches, regardless of NCAA level of classification, to reach that barrier. Only 29 coaches have done it with at least 10 seasons at the Division I level.

Calipari became the fourth-fastest coach to 700 on-court wins ever at 894 games. Only Adolph Rupp (836 games), Jerry Tarkanian (876 games) and Roy Williams (879 games) did it faster.

Calipari Unrivaled in Conference

John Calipari has won 16 league regular-season championships (including six Southeastern Conference titles) eight more than the next-closest coach in the SEC (Bruce Pearl, Ben Howland and Kermit Davis have eight). Calipari has won six SEC Tournament championships at Kentucky and owns 15 conference tournament titles in his career, 11 more than his closest competitors (Howland, Davis and Nate Oats).

Calipari has tallied a 367-116 (76.0%) all-time record within conference play as a head coach and owns a 159-50 (76.1%) record since joining the SEC.

Although he's been publicly outspoken against conference tournaments -- only because he doesn't favor playing three or more games on consecutive days to win the tournament -- his teams have gotten up for them. Calipari's teams at UMass, Memphis and Kentucky have been to 19 conference championship games in his career, winning a remarkable 15 of them. Calipari is 57-13 (81.4%) all-time in conference tournaments, including 23-5 (82.1%) at UK. Calipari ranks fourth in SEC Tournament wins.

Calipari in Elite Company with Conference Championships

When Kentucky clinched a share of the 2017 Southeastern Conference championship, John Calipari became the first NCAA Division I coach to lead three different programs (UMass, Memphis, Kentucky) to five on-court regular-season league titles five different times. He won the Atlantic 10 at the helm of UMass in 1992, '93, '94, '95 and '96, Memphis claimed the Conference USA crown in 2004, '06, '07, '08 and '09, and Kentucky has captured the SEC six times in 2010, '12, '15, '16, '17 and '20.

Perhaps more impressive is that Calipari has 31 combined regular-season and tournament championships after clinching the SEC regular-season crown in 2020. That trails only Mark Few of Gonzaga (36 titles) among all active coaches. All-time, Calipari trails only the great Adolph Rupp (41) and Few.

There's No Place Like Home

John Calipari-coached teams have posted an all-time record of 427-49 (89.7%) record at home in his stops at UMass, Memphis and Kentucky. At UK, Coach Cal is 188-17 (91.7%) in Rupp Arena.

In five of Calipari's 12 seasons at Kentucky, the Wildcats have posted an undefeated record at home, including a school-record 19-0 mark during the 2014-15 season.

Calipari owns both of UK's longest winning streaks in the arena. He began his career at UK with a 54-game winning streak at Rupp Arena. It was the longest winning streak since the arena opened in 1976. With a win over Georgia on Feb. 9, 2016, he secured the second-longest streak in the storied building at 34 games (which ended at 42).

Coach	Streak (Yrs)
1. John Calipari	54 (2010-13)
2. John Calipari	42 (2014-17)
3. Rick Pitino	33 (1992-94)
4. Joe B. Hall	30 (1981-82)
5. Rick Pitino	27 (1995-97)

Life Away From Home Isn't So Bad Either

As good as John Calipari's team's have been at home, they're pretty good in hostile environments on the road. Dating back to the 2005-06 season, Calipari has recorded a 112-53 (67.9%) record on the road. At neutral-site venues, Kentucky is 79-27 (74.5%) under Calipari.

Calipari at No. 1

John Calipari is one of just two coaches (Frank McGuire) to lead three programs to a No. 1 ranking in the Associated Press Top 25.

Calipari has led seven of his 12 UK teams to the No. 1 ranking and eight of his last 14 teams to the top (he's done it 10 times overall). When Coach Cal's teams are at the top, they're difficult to knock off:

- Calipari is 110-13 (89.4%) as the top-ranked Associated Press Top 25 coach in the country
- He's 69-8 (89.6%) when his team is atop the AP Top 25 as UK's head coach
- Calipari tallied a 32-4 mark at UMass at No. 1 and he was 9-1 at Memphis
- He (110) trails only Duke's Mike Krzyzewski (219) in active coaches with victories at No. 1
- Calipari has coached 123 career games as a No. 1 team, fourth most in NCAA history, trailing Krzyzewski (254), John Wooden (228) and Adolph Rupp (127)
- Among coaches who have owned a No. 1 ranking in at least 119 games, Calipari's winning percentage of 89.4% trails only Wooden (95.2%) and is ahead of active coach Krzyzewski (86.2%)

Recruiting Trail

The Wildcats have signed more top-25 players under John Calipari's leadership than any other school. Nearly a quarter of all Rivals' top-10 prospects nationally over the past 12 classes have signed with Coach Cal and the Cats. The following list does not include transfers (freshman signees only).

PLAYER (YEAR)	ESPN	RIVALS	247	MCD	JB
Daimion Collins ('21)	19	18	13		Y
Bryce Hopkins ('21)	33	38	43		Y
TyTy Washington Jr. ('21)	14	14	19		Y
Devin Askew ('20)	26	33	37		Y
Brandon Boston Jr. ('20)	7	5	6		Y
Terrence Clarke ('20)	10	8	10		Y
Cam'Ron Fletcher ('20)	61	49	80		
Isaiah Jackson ('20)	34	28	34		Y
Lance Ware ('20)	46	36	43		
Kareem Watkins ('20)	NR@	NR@	NR@		
Dontaie Allen ('19)	NR	68	98		
Keion Brooks Jr. ('19)	36	29	14		Y
Brennan Canada ('19)	NR@	NR@	NR@		
Johnny Juzang ('19)	30	34	31		
Tyrese Maxey ('19)	13	10	10		Y
Kahlil Whitney ('19)	12	14	11		Y
Ashton Hagans ('18)	20	13	12		
Tyler Herro ('18)	30	36	38		Y
Keldon Johnson ('18)	7	15	18		Y
EJ Montgomery ('18)	14	11	6		Y
Zan Payne ('18)	NR	NR	NR		
Immanuel Quickley ('18)	25	22	19		Y
Jemarl Baker Jr. ('17)	66	82	90		
Hamidou Diallo ('17)	11~	10~	11		
Shai Gilgeous-Alexander ('17)	35	34	20		
Quade Green ('17)	24	22	33		Y
Kevin Knox ('17)	10	10	18		Y
Nick Richards ('17)	17	17	15		Y
Jarred Vanderbilt ('17)	19	14	12		Y
PJ Washington ('17)	12	15	9		Y
Bam Adebayo ('16)	5	7	12		Y
Brad Calipari ('16)	NR	NR	NR		
De'Aaron Fox ('16)	6	6	6		Y
Wenyen Gabriel ('16)	14	13	14		Y
Sacha Killeya-Jones ('16)	24	24	25		Y
Malik Monk ('16)	9	9	10		Y
Tai Wynyard ('16)	NR	NR	NR		
Isaiah Briscoe ('15)	13	10	16		Y
Jonny David ('15)	NR@	NR@	NR@		
Isaac Humphries ('15)	49	NR^	62		
Skal Labissiere ('15)	2	1	2		Y
Charles Matthews ('15)	42	48	74		Y
Jamal Murray ('15)	NA^	9	10		
Devin Booker ('14)	18	29	22		Y
Trey Lyles ('14)	6	13	17		Y
Karl-Anthony Towns ('14)	9	5	2		Y
Tyler Ulis ('14)	25	21	20		Y
EJ Floreal ('13)	NR@	NR@	NR@		
Aaron Harrison ('13)	9	7	5		Y
Andrew Harrison ('13)	5	5	3		Y
Dominique Hawkins ('13)	NR	NR	151		
Dakari Johnson ('13)	7	9	8		Y
Marcus Lee ('13)	25	19	14		Y
Julius Randle ('13)	3	2	2		Y
Derek Willis ('13)	NR	115	58		
James Young ('13)	8	11	10		Y
Archie Goodwin ('12)	15	14	18		Y
Willie Cauley-Stein ('12)	40	40	47		
Nerlens Noel ('12)	1	2	1		Y
Alex Poythress ('12)	13	8	7		Y
Anthony Davis ('11)	1	2	1		Y
Michael Kidd-Gilchrist ('11)	4	3	2		Y
Sam Malone ('11)	NR@	NR@	NR@		
Brian Long ('11)	NR@	NR@	NR@		
Marquis Teague ('11)	8	5	6		Y
Kyle Wiltjer ('11)	19	22	21		Y
Terrence Jones ('10)	9	13	8*		Y
Enes Kanter ('10)	25	3	3*		
Brandon Knight ('10)	4	6	6*		Y
Doron Lamb ('10)	29	21	28*		Y
Jarrod Polson ('10)	NR@	NR@	NR*@		
Stacey Poole, Jr. ('10)	51	33	67*		
Eric Bledsoe ('09)	NR	23	37*		
DeMarcus Cousins ('09)	4	2	3*		Y
Jon Hood ('09)	92	40	46*		
Daniel Orton ('09)	13	22	17*		Y
John Wall ('09)	5	1	2*		Y

Top-10 Players	23	25	25
Top-25 Players	46	48	48
Top-50 Players	58	62	59
McDonald's All-Americans			38
Jordan Brand Classic All-Americans			47

* Scout.com ranking | ~ final ranking in the 2017 class before early enrollment | ^ reclassified after final rankings were released @ originally joined team as walk-on



COACH CALIPARI

- Calipari is 6-4 vs. the AP top-ranked team in the land, including 3-2 at UK after defeating Michigan State in 2019-20
- According to ESPN, his 60.0% winning percentage against AP top-ranked teams is the best for any head coach

The Success Rate

John Calipari has graduated 100% of the players (23 of 23) who have been eligible to receive their diploma by the end of their senior years and exhausted their athletic eligibility. Of that group, Brad Calipari, current Wildcat Zan Payne, Patrick Patterson, Jarrod Polson, Alex Poythress completed their degrees in three years.

In the NCAA's Academic Progress Rate, which measures eligibility, retention and graduation, Kentucky has posted a single-year Academic Progress Rate of 977 or higher in every season under Calipari, including a perfect 1,000 in six of the last seven single-year reports (numbers were not released last year due to the COVID-19 pandemic).

UK's four-year composite score in the most recent report, which was released in May 2020, was a 994 out of 1,000, earning the team an NCAA academic award for the sixth year in a row for finishing in the top 10% of Division I men's basketball programs.

The Wildcats routinely perform well in the classroom, including posting a 3.122 grade-point average in the 2020 fall semester.

Dream Maker

As someone who prides himself on helping young men reach their dreams, John Calipari has helped 54 players earn selection in the NBA Draft during his college coaching career, including 43 in his first 12 seasons at UK, more than any other coach.

- Four No. 1 overall selections (Derrick Rose, John Wall, Anthony Davis and Karl-Anthony Towns) during the nine drafts from 2008 to 2016. No other coach has more than three No. 1 picks
- In 2010, five of his UK players were selected in the first round for the first time in NBA history
- His six players in the 2012 and 2015 NBA drafts are the most in the two-round era
- Churned out 43 NBA Draft picks, 32 first-rounders (more than the entire Big Ten during the same time span), three No. 1 selections, seven top-five picks and 21 lottery picks at Kentucky
- Of the 70 players who have finished their college careers at Kentucky under Calipari (did not transfer or leave the program early), 43 have been selected in the NBA Draft, a 61.4% success rate. Another seven of those made the NBA, and the majority of the rest were walk-ons. This does not include the late Terrence Clarke
- Of the 30 players at UK who have declared for the NBA Draft at the conclusion of their freshman seasons, 27 have been first-round picks. All previous players have played game in the NBA. He is 31 for 34 when including his players from Memphis. This does not include the late Terrence Clarke
- Only coach to produce the top two picks in the same draft (2012, Davis and Michael Kidd-Gilchrist)
- Produced a top-10 pick in 12 straight drafts from 2008-19, the only school to do so during that time period
- Eight of his former players have been named NBA All-Stars (26 total and all since 2010), six have been tabbed All-NBA (11 times), three were named NBA Rookie of the Year, and 15 players from Calipari's first 11 teams at UK have made the NBA All-Rookie teams. Rose was named NBA MVP in 2011 and Davis won NBA All-Star MVP honors in 2017

Developing Talent

John Calipari hasn't just signed the best talent in the country while he's been at Kentucky; he's been the best at developing that talent and getting it ready for the next level.

Of the 40 top-25 Rivals.com players Kentucky has signed who did not transfer or leave the program early (and aren't still actively playing at UK), 34 were drafted and 26 were selected in the first round. But that's only half the story. Calipari's players don't just make it to the pros, they're better prepared than anyone else. The proof is in the numbers.

Entering the 2021-22 NBA season, Calipari's NBA pros had amassed nearly \$3.5 billion in career NBA contracts, which doesn't include endorsement deals and overseas contracts. Of his UK players in the NBA, they have nearly \$3 billion in career contracts.

There's more: Of UK's 21 lottery picks in the Calipari era, 17 have earned second contracts in the NBA with 10 of them cashing in on max contracts. Of the four who haven't earned second contracts, all have been drafted in the last five years and are still on their rookie deal.

Double-Digit Win Streaks

John Calipari's teams have posted 19 streaks of 10 or more wins at Kentucky, Memphis and UMass, including six at UK. They have won 15 or more straight games nine times, 20 or more six times, 25 or more five times, and 30 or more once. Of course, the most famous streak was the 38-0 start during the 2014-15 season.

1. 38 Kentucky, 2014-15	6. 24 Kentucky, 2011-12	T10. 14 UMass, 1991-92	T16. 10 Kentucky, 2018-19
2. 27 Memphis, 2008-09	7. 19 Kentucky, 2009-10	T12. 12 Memphis, 2007-08	T16. 10 Kentucky, 2010-11
T3. 26 Memphis, 2007-08	8. 16 UMass, 1994-95	T12. 12 Memphis, 2002-03	T16. 10 Memphis, 2001-02
T3. 26 UMass, 1995-96	9. 15 Memphis, 2005-06	T12. 12 UMass, 1992-93	T16. 10 UMass, 1993-94
5. 25 Memphis, 2006-07	T10. 14 Kentucky, 2016-17	15. 11 Memphis, 2003-04	

Calipari Nearly Perfect vs. Former Assistants

John Calipari has made it known that he doesn't enjoy coaching against friends. That hasn't stopped him from winning anyway. Calipari is 17-1 all-time when coaching against former assistants. He suffered his first and only loss to a former assistant against former Memphis assistant Josh Pastner, now the head coach of Georgia Tech, on Dec. 6, 2020.

Orlando Antigua - 1-0	Tony Barbee - 8-0	Bruiser Flint - 2-0	Derek Kellogg - 1-0
Chuck Martin - 2-0	Josh Pastner - 1-1	Steve Roccaforte - 2-0	

#LaFamilia NBA Awards

NBA Player of the Year Derrick Rose	2011	Karl-Anthony Towns (3rd)	2018	Eric Bledsoe (2nd)	2011	Bam Adebayo	2020	All-Star Game MVP Anthony Davis	2017
NBA Rookie of the Year Karl-Anthony Towns	2016	Anthony Davis (1st)	2015	Tyreke Evans (1st)	2010	Devin Booker	2020	Rising Stars Challenge MVP Jamal Murray	2017
Tyreke Evans	2010	John Wall (3rd)	2017	Derrick Rose (1st)	2010	Anthony Davis	2020	John Wall	2011
Derrick Rose	2009	DeMarcus Cousins (2nd)	2016	Marcus Camby (1st)	1997	Anthony Davis	2019	Tyreke Evans	2010
NBA Defensive Player of the Year Marcus Camby	2007	DeMarcus Cousins (2nd)	2015	All-NBA Defensive Team Bam Adebayo (2nd)	2021	Karl-Anthony Towns	2019	Slam Dunk Contest Winner Hamidou Diallo	2019
NBA Most Improved Player of the Year Julius Randle	2021	DeMarcus Cousins (2nd)	2015	Bam Adebayo (2nd)	2020	Anthony Davis	2018	John Wall	2014
NBA Cares Community Assist Award Devin Booker	2021	Derrick Rose (1st)	2012	Anthony Davis (1st)	2020	John Wall	2018	3-Point Contest Winner Devin Booker	2018
DeMarcus Cousins	2017	Derrick Rose (1st)	2011	Anthony Davis (1st)	2018	DeMarcus Cousins	2017	Skills Challenge Winner Bam Adebayo	2020
Offseason John Wall	2016	Immanuel Quickley (2nd)	2021	Anthony Davis (2nd)	2017	Anthony Davis	2017	Karl-Anthony Towns	2016
All-NBA Team Julius Randle (2nd)	2021	Tyler Herro (2nd)	2020	Anthony Davis (2nd)	2018	John Wall	2017	Derrick Rose	2012
Anthony Davis (1st)	2020	PJ Washington (2nd)	2020	Anthony Davis (2nd)	2017	DeMarcus Cousins	2016	Derrick Rose	2011
Anthony Davis (1st)	2018	Shai Gilgeous-Alexander (2nd)	2019	Anthony Davis (2nd)	2015	Anthony Davis	2016	Derrick Rose	2010
		Jamal Murray (2nd)	2017	John Wall (2nd)	2015	John Wall	2016		
		Karl-Anthony Towns (1st)	2016	Marcus Camby (1st)	2008	DeMarcus Cousins	2015		
		Devin Booker (1st)	2016	Marcus Camby (1st)	2007	Anthony Davis	2015		
		Willie Cauley-Stein (2nd)	2016	Marcus Camby (2nd)	2006	John Wall	2015		
		Nerlens Noel (1st)	2015	Marcus Camby (2nd)	2005	Anthony Davis	2014		
		Anthony Davis (1st)	2013			John Wall	2014		
		Michael Kidd-Gilchrist (2nd)	2013	NBA All-Star Team Devin Booker	2021	Derrick Rose	2012		
		Brandon Knight (1st)	2012	Anthony Davis	2021	Derrick Rose	2011		
		DeMarcus Cousins (1st)	2011	Julius Randle	2021	Derrick Rose	2010		
		John Wall (1st)	2011						



COACH CALIPARI

A “players-first” coach with a penchant for helping people reach their dreams, John Calipari, a Naismith Memorial Basketball Hall of Famer, has guided six teams to the Final Four, led one to a national championship and helped 54 players earn selection in the NBA Draft during his 30-year college coaching career.

Calipari guided Kentucky to its eighth national championship and his first national title in 2012. In becoming only the second coach in NCAA history to lead three different schools to the Final Four, he has racked up nearly 800 on-court victories, 20 NCAA Tournament on-court appearances, six Final Fours and numerous national coach of the year honors.

From UMass to Memphis and now Kentucky, Calipari’s career has been successful throughout, but his most recent run in Lexington has been the best stretch of his career. During Calipari’s first 12 seasons at UK, he has led all coaches in NCAA Tournament wins (31), Final Fours (four), Elite Eights (seven) and Sweet 16s (eight). He is in the top three in total wins (339) in that time span.

In 2015, Coach Cal led college basketball’s first ever 38-0 team, and became one of just three coaches to make four Final Fours in a five-year span. At the end of the season, Calipari became the 96th coach to join the Naismith Memorial Basketball Hall of Fame.

While building a program out of obscurity at UMass, laying the foundation at Memphis and restoring luster at the sport’s greatest program at Kentucky, he totaled the second-most wins in NCAA history in the first 20 years of a college coaching career.

Quite honestly, though, Calipari’s on-court success overshadows a much more significant picture.

In his goal to lead a players-first program, he has helped more than 50 young men realize their dreams and reach the NBA level with 54 players earning NBA Draft selections, including a record five first-round draft picks in 2010. Two years later, six Wildcats heard their names called at the 2012 draft, the most in the two-round draft era. UK, with Calipari’s help, would tie those six picks again in 2015, including a record-tying four lottery selections. His four No. 1 overall picks are more than any other coach, and he has had 43 players drafted during his first 12 years at Kentucky, including 32 first-round picks, more than the entire Big Ten combined in that time span.

Calipari’s players have entered the league NBA-ready. His players have garnered 26 All-Star selections -- all since 2010 -- with Anthony Davis winning the game’s MVP honor in 2017. Derrick Rose was named NBA MVP in 2011. Six of his players have been tabbed All-NBA (11 times), three have been named NBA Rookie of the Year and 15 players from Calipari’s first 11 teams at Kentucky have made the NBA All-Rookie teams.

Much like he did at UMass, where his players graduated at nearly 80%, Calipari has stressed academics. Seventeen of his last 20 seniors at Memphis earned their bachelor’s degrees, and all 23 players at UK who were eligible to graduate by the end of their senior years walked away with a diploma in hand, including five players who earned their degree in just three years, including redshirt junior Zan Payne who completed his degree in August. Calipari’s teams routinely have posted a combined team grade-point average of 3.0 or better.

Calipari has raised millions of dollars to help the lives of those in need in the Commonwealth and beyond. He has had a particular passion to assist those impacted by natural disasters. For instance, in 2010, he used a telethon to raise more than \$1 million for victims of the devastating earthquake in Haiti. He followed that up with telethons in 2012, raising \$1 million for victims of Superstorm Sandy, and in 2017, for victims of Hurricane Harvey.

Calipari launched his foundation in 2012, and since then the foundation has worked with several key partners and donated more than \$1.5 million, a figure that does not include matching funds that have been contributed from individuals and corporations. In 2013, Calipari initiated hosting an annual alumni weekend around his basketball fantasy experience with the intent to raise money for charity. After generating \$350,000 for selected organizations and charities during the inaugural game, the weekend has generated millions of dollars for charity since its inception.

In 2019, when federal workers were without pay due to a government shutdown, he, his wife and his foundation assisted workers with financial help and grocery gift cards. He and his wife, Ellen, teamed up with Fayette County Public Schools to help families in need during the COVID-19 pandemic.

His latest efforts include spearheading the creation of the John McLendon Minority Leadership Initiative, a nationwide coach-driven initiative to provide minorities a jump-start to their careers through practical experiences, opportunities to build their network and instilling the values of John McLendon: integrity, education, leadership and mentorship. Participants in the initiative will be known as MLI Future Leaders.

In 2017, Coach Cal was named the head coach of the 2017 USA Basketball Men’s U19 World Cup Team, which finished third at the 2017 FIBA U19 World Cup in Cairo.

Author of five books, including the New York Times Best Seller “Players First: Coaching from the Inside Out,” Calipari is a master of communication and maximizing talent. He lives by the motto that “it’s never a matter of how far you have fallen, but instead it’s about how high you bounce back.”



BIOGRAPHICAL INFORMATION

Date of Birth: Feb. 10, 1959 | **Wife:** Ellen
Children: Erin, Megan, Brad

Education
Clarion State (1982)

Head Coaching Experience
University of Massachusetts (1989-96)
New Jersey Nets (NBA) (1997-99)
University of Memphis (2001-09)
University of Kentucky (2010-present)

COACHING AWARDS

- 2021 NABC Guardians of the Game Pillar Award - Inclusion
- NABC District 20 Coach of the Year
- USBWA District IV Coach of the Year
- 2020 SEC Coach of the Year (Coaches)
- 2019 *The Sporting News* Coach of the Decade
- 2018 Naismith Hall of Fame 'Service Above Self' Honoree
- 2018 NABC Metropolitan Award
- 2015 Naismith Memorial Basketball Hall of Fame Inductee
- 2015 AP National Coach of the Year
- 2015 Naismith National Coach of the Year
- 2015 NABC National Coach of the Year
- 2015 *The Sporting News* National Coach of the Year
- 2015 Adolph Rupp National Coach of the Year
- 2015 SEC Coach of the Year (AP/Coaches)
- 2015 USBWA District IV Coach of the Year
- 2012 Nell & John Wooden Coach of the Year Leadership Award
- 2012 Naismith National Coach of the Year Finalist
- 2012 SEC Coach of the Year (AP/Coaches)
- 2010 Adolph Rupp National Coach of the Year
- 2010 Naismith National Coach of the Year Finalist
- 2010 SEC Coach of the Year (AP)
- 2010 *Sporting News* SEC Coach of the Year
- 2010 Yahoo! Sports SEC Coach of the Year
- 2010 USBWA District IV Coach of the Year
- 2009 NABC National Co-Coach of the Year
- 2009 *Sports Illustrated* National Coach of the Year
- 2009 Phelan National Coach of the Year
- 2009 Iba National Coach of the Year Finalist
- 2009 C-USA Coach of the Year
- 2008 Naismith National Coach of the Year
- 2008 C-USA Coach of the Year
- 2008 Iba National Coach of the Year Finalist
- 2008 Phelan National Coach of the Year Finalist
- 2007 Phelan National Coach of the Year Finalist
- 2007 USBWA District IV Coach of the Year
- 2007 *Basketball Times* South Region Coach of the Year
- 2006 C-USA Coach of the Year
- 2004 NABC District 7 Coach of the Year
- 1996 Naismith National Coach of the Year
- 1996 NABC National Coach of the Year
- 1996 *The Sporting News* National Coach of the Year
- 1996 Atlantic 10 Coach of the Year
- 1995 Naismith National Coach of the Year Finalist
- 1994 Naismith National Coach of the Year Finalist
- 1994 Atlantic 10 Coach of the Year
- 1993 USBWA District I Coach of the Year
- 1993 Atlantic 10 Coach of the Year
- 1992 Eastern Basketball Coach of the Year



COACH CALIPARI

NCAA DIVISION I ACTIVE WINNINGEST COACHES

(On-court by percentage - min. 10 yrs. at Division I level through the end of the 2020-21 season)

NO.	COACH/TEAM	YRS.	PCT.
1.	Mark Few	22	.836
2.	John Calipari	29	.771
3.	Bill Self	28	.766
4.	Mike Krzyzewski	46	.764
5.	Rick Pitino	33	.738

SINCE 2005-06 ...

Since the 2005-06 season, John Calipari's on-court record ranks him as the winningest coach. Totals through the end of the 2020-21 season.

COACH	RECORD
1. John Calipari	476-107
2. Bill Self	475-102
3. Mark Few	471-88
4. Mike Krzyzewski	449-115
5. Roy Williams	433-148

MISCELLANEOUS ON-COURT RECORDS

Overall On-Court Record: 784-233 (.771)
 March/April Record: 164-53 (.756)
 NCAAT Record: 56-19 (.747)
 Record in Conference Games: 367-116 (.760)
 Record in Conference Tournament: 57-13 (.814)

- Calipari owns the NCAA's most single-season wins with 38, tying his own record (Memphis in '08 and UK in '12) in 2015 with 38 wins. He owns the most single-season wins at UMass, Memphis and UK
- Calipari is the winningest coach in NCAA Division I history for a five-year span with 173 victories (2008-12)
- Calipari is the first coach in NCAA Division I history to record five straight on-court 30-win seasons. Memphis hit the 30-win plateau from 2006-09
- Calipari is one of only two coaches (Rick Pitino) to lead three different schools to a Final Four
- Calipari is one of only three coaches (John Wooden, Mike Krzyzewski) to go to four Final Fours in five seasons
- Calipari has advanced to the Sweet Sixteen in 12 of the last 15 NCAA Tournaments and the Elite Eight in 10 of the last 15
- Calipari started with a 54-0 record in Rupp Arena as head coach of the Wildcats
- Calipari has helped 43 players earn selection in the NBA Draft (32 first-round picks) over the last 12 seasons
- Calipari has more wins (327) in a 10-year period (2006-15) than any other coach in college basketball history
- Calipari is the fourth-fastest NCAA Division I men's basketball coach to reach 300 victories at a single school
- Calipari's 31 combined regular season and tournament league titles trail only Mark Few (37) of Gonzaga for the most among active coaches
- Calipari is the fourth-fastest coach to 700 on-court wins, behind Adolph Rupp, Jerry Tarkanian and Roy Williams
- Calipari has the second-most wins in school history, behind only Adolph Rupp
- Calipari's 31 NCAA Tournament wins are the most in school history. Rupp had 30

CAL IN CONFERENCE

SEC COACHES	CONFERENCE CHAMPIONSHIPS	Tournament Championships	Conference Coach of the Year
Nate Oats, Alabama	3	4	4
Eric Musselman, Arkansas	3	1	1
Bruce Pearl, Auburn	8	3	7
Michael White, Florida	3	0	3
Tom Crean, Georgia	3	0	3
John Calipari, Kentucky	16	15	10
Will Wade, LSU	2	0	1
Cuonzo Martin, Missouri	1	0	1
Kermit Davis, Ole Miss	8	4	7
Ben Howland, Mississippi State	8	4	3
Frank Martin, South Carolina	0	0	1
Rick Barnes, Tennessee	4	1	6
Buzz Williams, Texas A&M	1	0	2
Jerry Stackhouse, Vanderbilt	0	0	0
TOTALS	60	32	49

CALIPARI VS. ALL OPPONENTS

Abilene Christian 1-0	Furman 1-0	Mount St. Mary's 1-0	St. Joseph's 15-5
Alabama 17-6	George Mason 1-0	Murray State 1-0	St. Mary's 1-0
Albany 1-0	George Washington 8-9	Nevada 1-0	St. Peter's 1-0
Arizona 1-1	Georgetown 2-1	New Hampshire 5-0	Stanford 3-2
Arizona State 2-1	Georgia 19-3	New Mexico 1-0	Stephen F. Austin 1-0
Arkansas 13-7	Georgia Tech 2-2	New Orleans 1-0	Stony Brook 1-0
Arkansas-Little Rock 3-0	Gonzaga 4-0	NJIT 1-0	Syracuse 3-2
Arkansas-Pine Bluff 1-0	Grand Canyon 1-0	North Carolina 7-4	TCU 7-1
Arkansas State 4-0	Hampton 1-0	North Carolina State 1-0	Temple 13-11
Auburn 13-5	Hartford 2-0	North Dakota 1-0	Tennessee 18-13
Austin Peay 6-1	Harvard 2-0	North Texas 1-0	Tennessee State 1-0
Baylor 1-2	Hofstra 1-0	Northeastern 3-1	Tennessee Tech 1-0
Belmont 2-0	Holy Cross 4-1	Northern Kentucky 2-0	Texas 2-2
Boise State 1-0	Houston 17-3	Northwestern State 1-0	Texas A&M 10-3
Boston 7-1	Howard 1-0	Notre Dame 2-2	Texas Tech 1-0
Boston College 2-0	Illinois 1-1	Oakland 1-0	Towson State 1-0
Bradley 1-0	Illinois State 1-0	Ohio State 1-3	Troy 1-0
Bucknell 1-0	Indiana 3-2	Oklahoma 5-1	Tulane 16-0
Buffalo 3-0	Iowa 0-1	Oklahoma State 0-2	Tulsa 11-1
BYU 1-0	Iowa State 2-0	Old Dominion 2-0	UAB 15-3
Cal State Northridge 1-0	Jackson State 2-0	Ole Miss 16-5	UCF 5-0
Canisius 1-0	Kansas 4-7	Oral Roberts 1-0	UCLA 4-4
Central Conn. St. 2-0	Kansas State 2-1	Oregon State 1-0	UCI 1-0
Charlotte 2-3	Keene State 1-0	Pennsylvania 3-0	UNC Asheville 2-0
Chattanooga 2-0	Kentucky 2-4	Penn State 4-4	UNC Greensboro 2-0
Christian Brothers 2-0	La Salle 3-0	Pepperdine 1-0	UNC Wilmington 1-0
Cincinnati 6-7	Lafayette (Pa.) 1-0	Pittsburgh 2-1	USF 10-1
Cleveland State 4-0	Lamar 5-0	Portland 3-0	Utah 2-2
Coastal Carolina 1-0	LIU-Brooklyn 1-0	Princeton 2-0	Utah Valley 2-0
Colorado 1-1	Lipscomb 1-0	Providence 3-1	UTEP 5-0
Colorado State 0-1	Long Beach State 1-0	Purdue 2-1	UT Arlington 3-0
Columbia 1-0	Louisiana Tech 1-1	Radford 1-0	UT Martin 5-0
Connecticut 2-5	Louisville 17-8	Rhode Island 16-2	Valparaiso 1-0
Coppin State 1-0	Loyola 1-0	Rice 4-0	Vanderbilt 21-4
Cornell 1-0	Lowell 2-1	Richmond 1-1	Vermont 3-0
Dartmouth 1-0	LSU 13-3	Rider 1-0	Villanova 2-0
Davidson 1-0	Manhattan 2-0	Robert Morris 1-1	Virginia 0-1
Dayton 1-0	Marist 2-0	Rutgers 11-4	Virginia Tech 3-0
DePaul 4-2	Marquette 3-1	Saint Louis 4-3	VMI 1-0
Detroit 1-0	Marshall 6-0	Sam Houston State 1-0	Wake Forest 2-1
Drexel 2-0	Maryland 5-3	Samford 3-0	Washington 1-0
Duke 1-3	Massachusetts 1-0	Santa Clara 1-0	West Virginia 13-7
Duquesne 12-4	Memphis 1-0	Savannah State 1-0	Western Kentucky 2-0
East Carolina 7-0	Miami (Fla.) 0-1	Seton Hall 1-1	Wichita State 2-0
East Tennessee State 4-0	Miami (Ohio) 2-0	Siena 4-0	Winthrop 3-0
Eastern Kentucky 4-0	Michigan 1-0	SMU 7-0	Wisconsin 1-1
Eastern Michigan 2-0	Michigan State 3-1	South Carolina 15-4	Wofford 2-0
Evansville 0-1	Middle Tennessee 3-0	Southern Cal 2-0	Wright State 1-0
Fairfield 1-0	Milwaukee 1-0	South Connecticut 1-0	Xavier 2-2
Fairleigh Dickinson 1-0	Mississippi State 16-1	Southeastern Louisiana 3-0	Yale 1-0
Florida 20-9	Mississippi Valley St. 1-0	Southern Illinois 1-0	
Florida State 1-1	Missouri 10-4	Southern Miss 15-4	
Florida Tech 0-1	Monmouth 2-0	Southwest Texas St. 1-0	
Fordham 5-0	Montana State 1-0	St. Bonaventure 17-1	
Fort Wayne 1-0	Morehead State 3-0	St. John's 1-0	



INDIVIDUAL GAME RECORDS CAL ERA

MOST POINTS

Pts.	Player vs. Opponent	Date
47	Malik Monk vs. North Carolina	12/17/16
39	De'Aaron Fox vs. UCLA	3/24/17
37	Malik Monk vs. GEORGIA	1/31/17
35	Jamal Murray vs. FLORIDA	2/6/16
35	Terrence Jones vs. AUBURN	1/11/11
34	Kevin Knox at West Virginia	1/27/17
34	Malik Monk at Ole Miss	12/29/16
33	Malik Monk vs. FLORIDA	2/25/17
33	Jamal Murray at Vanderbilt	2/27/16
33	Jamal Murray vs. Ohio State	12/19/15
32	Doron Lamb vs. WINTHROP	12/22/10
30	Immanuel Quickley at Texas A&M	2/25/20
30	Shai Gilgeous-Alexander vs. VANDERBILT	1/30/18
30	Tyler Ulis vs. Texas A&M	3/13/16
30	Brandon Knight vs. West Virginia	3/19/11

SEC: 37, Malik Monk vs. GEORGIA, 1/31/17
Postseason: 39, De'Aaron Fox vs. UCLA, 3/24/17
SEC Tourney: 30, Tyler Ulis vs. Texas A&M, 3/13/16
NCAA Tourney: 39, De'Aaron Fox vs. UCLA, 3/24/17
Rupp Arena: 37, Malik Monk vs. GEORGIA, 1/31/17
Road: 34, Kevin Knox at West Virginia, 1/27/18
Neutral: 47, Malik Monk vs. North Carolina, 12/17/16
SEC Road: 34, Malik Monk at Ole Miss, 12/29/16
Ranked Opp.: 47, Malik Monk vs. North Carolina, 12/17/16
Freshman: 47, Malik Monk vs. North Carolina, 12/17/16
Sophomore: 30, Immanuel Quickley at Texas A&M, 2/25/20
Junior: 27, Nick Richards vs. MISSISSIPPI STATE, 2/4/20
Senior: 25, Alex Poythress at Alabama, 1/19/16
Graduate: 24, Julius Mays vs. MISSOURI, 2/23/13
Opener: 26, Tyrese Maxey vs. Michigan State, 11/5/19
SEC Opener: 34, Malik Monk at Ole Miss, 12/29/16
***In some cases, the most recent occurrence is listed*

MOST POINTS IN AN SEC GAME

Pts.	Player vs. Opponent	Date
37	Malik Monk vs. GEORGIA	1/31/17
35	Jamal Murray vs. FLORIDA	2/6/16
35	Terrence Jones vs. AUBURN	1/11/11
34	Malik Monk at Ole Miss	12/29/16
33	Malik Monk vs. FLORIDA	2/25/17
33	Jamal Murray at Vanderbilt	2/27/16
30	Immanuel Quickley at Texas A&M	2/25/20
30	Shai Gilgeous-Alexander vs. VANDERBILT	1/30/18
29	Tyler Herro vs. ARKANSAS	2/26/19
28	Jamal Murray vs. TENNESSEE	2/18/16
28	Anthony Davis vs. VANDERBILT	2/25/12

MOST POINTS IN A HALF

Pts.	Player vs. Opponent	Date
30	Malik Monk ² vs. FLORIDA	2/25/17
27	Malik Monk ² vs. North Carolina	12/17/16
27	Jamal Murray ² vs. Ohio State	12/19/15
25	Nick Richards ² vs. MISSISSIPPI STATE	2/4/20
24	De'Aaron Fox ² vs. UCLA	3/24/17
24	Malik Monk ² at Ole Miss	12/29/16
23	Malik Monk ² vs. GEORGIA	1/31/17
23	Julius Randle ² vs. Michigan State	11/12/13
22	Immanuel Quickley ² vs. FLORIDA	2/22/20
22	Terrence Jones ² vs. AUBURN	1/11/11
22	Eric Bledsoe ² vs. MOREHEAD STATE	11/13/09

1 - First Half; 2 - Second Half

MOST POINTS OFF THE BENCH

Pts.	Player vs. Opponent	Date
35	Terrence Jones vs. AUBURN	1/11/11
32	Doron Lamb vs. WINTHROP	12/22/10
28	PJ Washington vs. Auburn	3/31/19
27	Malik Monk vs. VANDERBILT	2/28/17
26	Tyrese Maxey vs. Michigan State	11/5/19
26	Kyle Wiltjer at Ole Miss	1/29/13
24	Shai Gilgeous-Alexander vs. LOUISVILLE	12/29/17
24	Kyle Wiltjer vs. LOYOLA	12/22/11
24	Doron Lamb at North Carolina	12/4/10

MOST 3-POINTERS MADE

3s	Player vs. Opponent	Date
8	Immanuel Quickley at Texas A&M	2/25/20
8	Malik Monk vs. North Carolina	12/17/16
8	Jamal Murray vs. FLORIDA	2/6/16
8	Eric Bledsoe vs. ETSU	3/18/10
7	Dontae Allen at Mississippi State	1/2/21
7	Wenyen Gabriel vs. Alabama	3/10/18
7	Malik Monk vs. GEORGIA	1/31/17
7	Malik Monk vs. Michigan State	11/15/16
7	Derek Willis vs. TENNESSEE	2/18/16
7	Jamal Murray vs. Ohio State	12/19/15
7	Kyle Wiltjer vs. LIPSCOMB	12/15/12
7	Kyle Wiltjer vs. LAFAYETTE	11/16/12
7	Doron Lamb vs. WINTHROP	12/22/10

MOST FREE THROWS

Fts	Player vs. Opponent	Date
14	Olivier Sarr vs. VANDERBILT	1/5/21
14	Immanuel Quickley vs. MISSISSIPPI STATE	2/4/20
14	Tyler Ulis at Arkansas	1/21/16
13	Nick Richards vs. MISSISSIPPI STATE	2/4/20
13	Keldon Johnson vs. TENNESSEE STATE	11/23/18
13	De'Aaron Fox vs. UCLA	3/24/17
13	Julius Randle at Ole Miss	2/18/14
13	Julius Randle vs. BELMONT	12/21/13

MOST REBOUNDS

Rebs	Player vs. Opponent	Date
19	Nick Richards vs. SOUTHERN ILLINOIS	11/9/18
19	Michael Kidd-Gilchrist vs. LOUISVILLE	12/31/11
18	PJ Washington vs. VMI	11/18/18
18	Bam Adebayo vs. Northern Kentucky	3/17/17
18	Anthony Davis vs. CHATTANOOGA	12/17/11
18	DeMarcus Cousins vs. LOUISVILLE	1/2/10
18	Patrick Patterson vs. RIDER	11/21/09
18	DeMarcus Cousins vs. SAM HOUSTON ST.	11/19/09
17	Keldon Johnson vs. AUBURN	2/23/19
17	Terrence Jones vs. Notre Dame	12/8/10
17	Terrence Jones at Washington	11/23/10

SEC: 17, Keldon Johnson vs. AUBURN, 2/23/19
Postseason: 18, Bam Adebayo, vs. NKU, 3/17/17
SEC Tourney: 16, Julius Randle vs. LSU, 3/14/14
NCAA Tourney: 18, Bam Adebayo, vs. NKU, 3/17/17
Rupp Arena: 19, Nick Richards vs. SOUTHERN ILLINOIS, 11/9/18
On the Road: 17, Terrence Jones at Washington, 11/23/10
SEC Road: 15, Bam Adebayo at Missouri, 2/21/17
Ranked Opp.: 19, Michael Kidd-Gilchrist vs. LOUISVILLE, 12/31/11
Freshman: 19, M. Kidd-Gilchrist vs. LOUISVILLE, 12/31/11
Sophomore: 19, Nick Richards vs. SOUTHERN ILLINOIS, 11/9/18
Junior: 18, Patrick Patterson vs. RIDER, 11/21/09
Senior: 14, Josh Harrellson at Arkansas, 2/23/11
Graduate: 12, Nate Sestina vs. UTAH VALLEY, 11/18/19
Opener: 16, Julius Randle vs. UNC ASHEVILLE, 11/8/13
SEC Opener: 12, Willie Cauley-Stein vs. OLE MISS, 1/6/15
***In some cases, the most recent occurrence is listed*

MOST OFFENSIVE REBOUNDS

Rebs	Player vs. Opponent	Date
9	Nick Richards vs. SOUTHERN ILLINOIS	11/9/18
9	Willie Cauley-Stein vs. ARKANSAS	2/27/14
9	DeMarcus Cousins vs. OLE MISS	2/2/10
9	Patrick Patterson vs. RIDER	11/21/09
8	Bam Adebayo vs. UT MARTIN	11/25/16
8	Dakari Johnson vs. GRAND CANYON	11/14/14
8	DeMarcus Cousins vs. VANDERBILT	1/30/10
8	Patrick Patterson at Indiana	12/12/09
8	DeMarcus Cousins vs. SAM HOUSTON ST.	11/19/09

MOST DEFENSIVE REBOUNDS

Rebs	Player vs. Opponent	Date
15	Terrence Jones vs. Notre Dame	12/8/10
14	Keldon Johnson vs. AUBURN	2/23/19
14	DeMarcus Cousins vs. LOUISVILLE	1/2/10
13	Anthony Davis vs. LSU	3/9/12
13	Michael Kidd-Gilchrist vs. LOUISVILLE	12/31/11
13	Anthony Davis vs. CHATTANOOGA	12/17/11
13	Terrence Jones vs. Washington	11/23/10

MOST ASSISTS

Assts.	Player vs. Opponent	Date
16	John Wall vs. HARTFORD	12/29/09
14	Tyler Ulis vs. LSU	3/5/16
14	John Wall vs. UNC Asheville	11/30/09
12	Ashton Hagans vs. UAB	11/29/19
12	Ashton Hagans vs. Tennessee	3/16/19
12	De'Aaron Fox vs. STEPHEN F. AUSTIN	11/11/16
12	Tyler Ulis at South Carolina	2/13/16

SEC: 14, Tyler Ulis vs. LSU, 3/5/16
Postseason: 12, Ashton Hagans vs. Tennessee, 3/16/19
SEC Tourney: 12, Ashton Hagans vs. Tennessee, 3/16/19
NCAA Tourney: 11, John Wall vs. ETSU, 3/18/10
Rupp Arena: 16, John Wall vs. HARTFORD, 12/29/09
On the Road: 12, Tyler Ulis, at South Carolina, 2/13/16
SEC Road: 12, Tyler Ulis, at South Carolina, 2/13/16
Ranked Opp.: 12, Ashton Hagans vs. Tennessee, 3/16/19
Freshman: 16, John Wall vs. HARTFORD, 12/29/09
Sophomore: 14, Tyler Ulis vs. LSU, 3/5/16
Junior: 9, DeAndre Liggins vs. WINTHROP, 12/22/10
Senior: 9, Dominique Hawkins vs. UT MARTIN, 11/25/16
Graduate: 10, Julius Mays vs. LAFAYETTE, 11/16/12
Opener: 12, De'Aaron Fox vs. STEPHEN F. AUSTIN, 11/11/16
SEC Opener: 11, Isaiah Briscoe at Ole Miss, 12/29/16
***In some cases, the most recent occurrence is listed*

MOST POINTS-REBOUNDS-ASSISTS

P-R-A	Player vs. Opponent	Date
49 (47-0-2)	Malik Monk vs. North Carolina	12/17/16
47 (27-17-3)	Terrence Jones vs. Notre Dame	12/8/10
46 (29-13-4)	PJ Washington vs. Seton Hall	12/8/18
46 (39-3-4)	De'Aaron Fox vs. UCLA	3/24/17
45 (29-13-3)	Terrence Jones vs. Oklahoma	11/22/10
45 (27-18-0)	DeMarcus Cousins vs. S. HOUSTON	11/19/09
44 (24-19-1)	M. Kidd-Gilchrist vs. LOUISVILLE	12/31/11
43 (33-9-2)	Jamal Murray at Vanderbilt	2/27/16
43 (35-8-0)	Terrence Jones vs. AUBURN	1/11/11

MOST MINUTES WITHOUT A TURNOVER

Mins.	Player vs. Opponent	Date
44	Reid Travis vs. Auburn	3/31/19
44	Darius Miller at Arkansas	2/23/11
41	Aaron Harrison vs. LSU	2/22/14
40	Tyler Ulis vs. Duke	11/17/15
40	Aaron Harrison vs. OLE MISS	1/6/15
40	Alex Poythress vs. MISSOURI	2/23/13
39	Nick Richards at Texas Tech	1/25/20
39	Nerlens Noel vs. TEXAS A&M	1/12/13
39	Ryan Harrow at Louisville	12/29/12
39	Anthony Davis vs. ALABAMA	1/21/12
39	Michael Kidd-Gilchrist vs. LOUISVILLE	12/31/11

MOST BLOCKED SHOTS

Blks.	Player vs. Opponent	Date
12	Nerlens Noel at Ole Miss	1/29/13
9	Willie Cauley-Stein vs. BOISE STATE	12/10/13
9	Willie Cauley-Stein vs. Providence	12/1/13
8	Isaiah Jackson vs. Kansas	12/1/20
8	Nerlens Noel at Alabama	1/22/13
8	Anthony Davis at South Carolina	2/4/12
8	Anthony Davis vs. ST. JOHN'S	12/1/11

SEC: 12, Nerlens Noel at Ole Miss, 1/29/13
Postseason: 7, Anthony Davis vs. Western Kentucky, 3/15/12
SEC Tourney: 6, Anthony Davis vs. LSU, 3/11/12
NCAA Tourney: 7, Anthony Davis vs. Western Kentucky, 3/15/12
Rupp Arena: 9, Willie Cauley-Stein vs. BOISE STATE, 12/10/13
On the Road: 12, Nerlens Noel at Ole Miss, 1/29/13
SEC Road: 12, Nerlens Noel at Ole Miss, 1/29/13
Ranked Opp.: 12, Nerlens Noel at Ole Miss, 1/29/13
Freshman: 12, Nerlens Noel at Ole Miss, 1/29/13
Sophomore: 9, Willie Cauley-Stein vs. BOISE STATE, 12/10/13
Junior: 7, Nick Richards vs. LAMAR, 11/24/19
Senior: 6, Josh Harrellson vs. PENN, 1/3/11
Graduate: 3, Nate Sestina at Vanderbilt, 2/11/20
Opener: 5, Anthony Davis vs. MARIST, 11/11/11
SEC Opener: 7, Anthony Davis vs. SOUTH CAROLINA, 1/7/12
***In some cases, the most recent occurrence is listed*

MOST STEALS

Stls.	Player vs. Opponent	Date
8	Ashton Hagans vs. North Carolina	12/22/18
6	Tyler Ulis vs. OLE MISS	1/2/16
6	Willie Cauley-Stein vs. GEORGIA	1/25/14
6	Nerlens Noel vs. BAYLOR	12/1/12
6	John Wall vs. UConn	12/9/09
6	John Wall vs. UNC Asheville	11/30/09
5	Ashton Hagans vs. TEXAS A&M	1/8/19
5	Tyler Herro vs. MONMOUTH	11/28/18
5	Tyler Herro vs. NORTH DAKOTA	11/14/18
5	Shai Gilgeous-Alexander vs. Davidson	3/15/18
5	Malik Monk vs. UCLA	12/3/16
5	Aaron Harrison vs. ARKANSAS	2/28/15
5	Willie Cauley-Stein vs. Texas	12/5/14
5	DeAndre Liggins vs. TENNESSEE	2/8/11
5	Darius Miller at Portland	11/19/10

SEC: 6, Tyler Ulis vs. OLE MISS, 1/2/16
Postseason: 5, Shai Gilgeous-Alexander vs. Davidson, 3/14/10
SEC Tourney: 5, John Wall vs. Mississippi State, 3/14/10
NCAA Tourney: 5, Shai Gilgeous-Alexander vs. Davidson, 3/14/10
Rupp Arena: 6, Tyler Ulis vs. OLE MISS, 1/2/16
On the Road: 5, Darius Miller at Portland, 11/19/10
SEC Road: 4, Ashton Hagans at Georgia, 1/7/20
Ranked Opp.: 8, Ashton Hagans vs. North Carolina, 12/22/18
Freshman: 8, Ashton Hagans vs. North Carolina, 12/22/18
Sophomore: 6, Tyler Ulis vs. OLE MISS, 1/2/16
Junior: 5, Willie Cauley-Stein vs. TEXAS, 12/5/14
Senior: 4, Dominique Hawkins vs. Arkansas, 3/12/17
Graduate: 3, Davion Mintz vs. FLORIDA, 2/27/21
Opener: 4, Knox/Gilgeous-Alexander vs. UTAH VALLEY, 11/10/17
SEC Opener: 6, Tyler Ulis vs. OLE MISS, 1/2/16
***In some cases, the most recent occurrence is listed*



TEAM GAME RECORDS CAL ERA

MOST FIELD GOALS

Fgs.	Opp.	Date
46	MARIST	11/11/11
44	vs. Arizona State	11/28/16
44	AUBURN	2/21/15
42	UIC	11/26/17
42	LIU BROOKLYN	11/23/12
41	UT MARTIN	11/25/16
41	HARTFORD	12/29/09
40	vs. North Carolina	12/17/16
40	LAFAYETTE	11/16/12

FEWEST FIELD GOALS

Fgs.	Opp.	Date
14	at Tennessee	3/2/19
14	at South Carolina	3/1/14
16	vs. Kansas State	3/22/18
16	ALABAMA	3/4/14
17	GEORGIA	12/31/17
17	LOUISVILLE	12/31/11
17	at Auburn	2/12/14
18	vs. LSU	3/9/12
18	vs. Vanderbilt	3/15/13
18	vs. Florida	3/16/14
18	vs. UConn	4/7/14
18	at Texas A&M	1/10/15
18	at South Carolina	1/24/15

MOST FIELD-GOAL ATTEMPTS

Fgs.	Opp.	Date
84	vs. Arizona State	11/28/16
80	UCLA	12/3/16
77	at Mississippi State	1/2/21
77	ARKANSAS	1/23/10
76	ARKANSAS	2/27/14
75	MARIST	11/11/11
74	at Ole Miss	12/29/16
74	vs. North Carolina	12/17/16
74	UT MARTIN	11/25/16

FEWEST FIELD-GOAL ATTEMPTS

Fgs.	Opp.	Date
39	at South Carolina	1/24/15
40	at Robert Morris	3/19/13
41	ALABAMA	1/31/15
41	TENNESSEE	1/31/12
42	ARKANSAS	2/26/19
42	at Missouri	2/19/19
42	vs. Kansas State	3/22/18
42	vs. Alabama	3/10/18
42	FLORIDA	2/15/14
42	vs. Providence	12/1/13
42	vs. LSU	3/9/12
42	vs. Cleveland State	11/24/09

MOST FREE THROWS

Fts.	Opp.	Date
35	vs. Indiana	3/23/12
33	at South Carolina	3/1/14
32	LOUISVILLE	12/31/11
31	MISSISSIPPI STATE	2/4/20
31	UTAH VALLEY	11/18/19
31	MOREHEAD STATE	11/21/12
31	INDIANA	12/11/10

FEWEST FREE THROWS

Fts.	Opp.	Date
3	at Mississippi State	1/2/21
3	ETSU	11/17/17
4	NOTRE DAME	12/12/20
4	vs. UConn	4/2/11
4	VANDERBILT	1/23/16
5	vs. Georgia	3/9/18
6	vs. Michigan	3/30/14
6	at Florida	2/12/13
6	at Alabama	1/22/13

6 vs. Princeton 3/17/11

MOST FREE-THROW ATTEMPTS

Fts.	Opp.	Date
48	UNC ASHEVILLE	11/8/13
46	ILLINOIS STATE	11/30/15
44	vs. Baylor	3/25/12
44	INDIANA	12/11/10
43	at North Carolina	12/14/13
43	LOUISVILLE	12/31/11
42	at South Carolina	3/1/14
41	vs. TENNESSEE STATE	11/23/18
41	vs. LSU	3/14/14
41	MOREHEAD STATE	11/21/12

FEWEST FREE-THROW ATTEMPTS

Fts.	Opp.	Date
6	NOTRE DAME	12/12/20
6	VANDERBILT	1/23/16
8	at Mississippi State	1/2/21
10	RICHMOND	11/29/20
10	FLORIDA	2/22/20
10	vs. Georgia	3/9/18
10	vs. Wisconsin	4/4/15

MOST 3-POINTERS

3s.	Opp.	Date
15	GEORGIA	3/1/12
15	vs. ETSU	3/18/10
14	ARKANSAS	2/9/21
14	HARTFORD	12/29/09
13	SOUTH CAROLINA	3/6/21
13	TEXAS A&M	1/3/17
13	vs. Alabama	3/11/16
13	ETSU	11/12/10

FEWEST 3-POINTERS

3s.	Opp.	Date
0	RICHMOND	11/29/20
0	vs. Davidson	3/15/18
1	at Georgia	1/20/21
1	MISSISSIPPI STATE	2/4/20
1	GEORGIA	1/21/20
1	UTAH VALLEY	11/18/19
1	at South Carolina	1/16/18
1	at Vanderbilt	1/10/17
1	TEXAS	12/5/14
1	LSU	2/22/14
1	vs. LSU	3/9/12
1	TENNESSEE	1/31/12
1	vs. Alabama	3/12/10

MOST 3-POINT ATTEMPTS

3s.	Opp.	Date
33	CHATTANOOGA	12/17/11
33	vs. ETSU	3/18/10
33	ARKANSAS	1/23/10
32	vs. West Virginia	3/27/10
28	vs. Mississippi State	3/11/21
28	vs. Arizona State	11/28/16
28	at Texas A&M	1/10/15
28	ALABAMA	3/4/14
28	vs. Vanderbilt	3/11/12
28	HARTFORD	12/29/09

FEWEST 3-POINT ATTEMPTS

3s.	Opp.	Date
5	vs. Wisconsin	4/4/15
5	vs. Wisconsin	4/5/14
5	vs. Tennessee	1/14/12
6	vs. Davidson	3/15/18
6	FLORIDA	3/7/15
6	VANDERBILT	1/20/15
7	FLORIDA	3/10/19
7	at Missouri	1/29/15

7 PROVIDENCE 11/30/14
7 vs. Louisville 3/31/12
7 at Indiana 12/10/11

MOST REBOUNDS

Rebs.	Opp.	Date
59	vs. Arizona State	11/28/16
59	ARKANSAS	1/23/10
57	LOUISVILLE	12/31/11
56	ROBERT MORRIS	11/17/13
54	RICHMOND	11/29/20
54	EASTERN KENTUCKY	11/8/19
54	NJIT	11/14/15

FEWEST REBOUNDS

Rebs.	Opp.	Date
21	ALABAMA	1/31/15
21	at Tennessee	2/16/13
22	vs. Wisconsin	4/4/15
23	UTAH	12/15/18
24	GEORGIA	2/3/15
24	NORTH CAROLINA	12/13/14
24	TENNESSEE	1/18/14
25	FLORIDA	2/27/21
25	vs. Ohio State	12/21/19
25	vs. Baylor	12/6/13
25	at Robert Morris	3/19/13

MOST OFFENSIVE REBOUNDS

Rebs.	Opp.	Date
26	ARKANSAS	2/27/14
24	GRAND CANYON	11/14/14
24	vs. West Virginia	3/27/10
22	NJIT	11/14/15
22	at Auburn	2/2/14
22	ARKANSAS	1/23/10
21	RICHMOND	11/29/20
21	SOUTH CAROLINA	2/5/19
21	at West Virginia	1/27/18
21	VALPARAISO	12/7/16
21	COLUMBIA	12/10/14
21	at South Carolina	3/1/14
21	BAYLOR	12/1/12
21	at Indiana	12/12/09

FEWEST OFFENSIVE REBOUNDS

Rebs.	Opp.	Date
1	vs. Alabama	3/10/18
3	at South Carolina	1/24/14
4	at Ole Miss	3/5/19
5	VANDERBILT	1/5/21
5	vs. Michigan State	11/5/19
5	GEORGIA	2/3/15
5	ALABAMA	1/31/15
5	MISSISSIPPI STATE	2/15/11
5	GEORGIA	1/29/11

MOST DEFENSIVE REBOUNDS

Rebs.	Opp.	Date
42	EASTERN KENTUCKY	11/8/19
39	vs. Arizona State	11/28/16
39	ROBERT MORRIS	11/17/13
39	EASTERN MICHIGAN	1/2/13
38	TROY	11/20/17
38	vs. Hampton	3/19/15
38	EASTERN KENTUCKY	12/7/14
38	vs. Cleveland State	11/24/09

FEWEST DEFENSIVE REBOUNDS

Rebs.	Opp.	Date
9	at Tennessee	2/16/13
13	NORTH CAROLINA	12/13/14
15	vs. Baylor	12/6/13
15	at Alabama	1/18/11
16	FLORIDA	2/27/21
16	at Florida	3/7/20

16 TENNESSEE 3/3/20
16 vs. Ohio State 12/21/19
16 UTAH 12/15/18
16 vs. Wisconsin 4/4/15
16 ALABAMA 1/31/15
16 TEXAS A&M 1/12/13
16 at Auburn 1/11/12
16 vs. UConn 11/24/10

MOST ASSISTS

Assts.	Opp.	Date
33	vs. Arizona State	11/28/16
30	HARTFORD	12/29/09
28	LIU BROOKLYN	11/23/12
28	vs. UNC Asheville	11/30/09
25	CLEVELAND STATE	11/23/16
25	AUBURN	2/21/15
25	vs. UCLA	12/20/14
24	vs. North Carolina	12/22/18
24	at Ole Miss	12/29/16
24	UT MARTIN	11/25/16
24	BOSTON	11/21/14
24	MARIST	11/11/11
24	vs. ETSU	3/18/10

FEWEST ASSISTS

Assts.	Opp.	Date
5	RICHMOND	11/29/20
5	LSU	2/22/14
5	at Arkansas	3/2/13
6	at Louisville	12/26/20
6	EVANSVILLE	11/12/19
6	vs. Kansas State	3/22/18
6	at Florida	3/3/18
6	vs. Vanderbilt	3/15/13
6	VANDERBILT	3/1/11

MOST TURNOVERS

TOs.	Opp.	Date
24	MOREHEAD STATE	11/13/09
23	SAM HOUSTON ST.	11/19/09
22	ETSU	11/17/17
21	vs. Georgia Tech	12/6/20
21	RICHMOND	11/29/20
21	LOUISVILLE	12/31/11
21	vs. Old Dominion	11/20/11
21	NORTH CAROLINA	12/5/09

FEWEST TURNOVERS

TOs.	Opp.	Date
2	VANDERBILT	1/5/21
3	at Georgia	3/3/15
3	at South Carolina	2/4/12
4	ALABAMA	2/23/16
4	COLUMBIA	12/10/14
4	vs. Wisconsin	4/5/14
4	PORTLAND	11/26/11
5	vs. Mississippi State	3/11/21
5	vs. Georgia	3/9/18
5	vs. Georgia	3/12/16
5	at Vanderbilt	2/27/16
5	ALABAMA	1/31/15

MOST BLOCKS

Blks.	Opp.	Date
18	ST. JOHN'S	12/1/11
15	vs. Stony Brook	3/17/16
14	at Georgia	3/3/10
13	LAMAR	11/24/19
13	vs. UCLA	12/20/14
13	at Ole Miss	1/29/13
13	ARKANSAS	1/17/12
13	vs. Kansas	11/15/11
13	MARIST	11/11/11



TEAM GAME RECORDS CAL ERA

FEWEST BLOCKS

Blks.	Opp.	Date
0	at Florida	3/7/20
1	vs. Georgia Tech	12/6/20
1	vs. Wofford	3/23/19
1	vs. Abilene Christian	3/21/19
1	LSU	2/12/19
1	SOUTH CAROLINA	2/5/19
1	at Alabama	1/5/19
1	vs. Georgia	3/9/18
1	at Vanderbilt	1/10/17
1	vs. Alabama	3/11/16
1	at LSU	1/5/16
1	WRIGHT STATE	11/20/15
1	ALABAMA	1/31/15
1	at Missouri	1/29/15
1	vs. Wisconsin	4/5/14
1	at Florida	3/8/14

MOST STEALS

Stls.	Opp.	Date
15	LAFAYETTE	11/16/12
13	OLE MISS	1/2/16
13	vs. UConn	12/9/09
12	vs. North Carolina	12/22/18
12	NORTH DAKOTA	11/14/18
12	STEPHEN F. AUSTIN	11/11/16
12	BOSTON	11/24/15
12	NORTH CAROLINA	12/13/14
12	PROVIDENCE	11/30/14
12	LIPSCOMB	12/15/12
12	PORTLAND	11/26/11
12	vs. Cornell	3/25/10
12	GEORGIA	1/9/10
12	vs. UNC Asheville	11/30/09

FEWEST STEALS

Stls.	Opp.	Date
0	at Auburn	2/1/20
0	vs. Baylor	12/6/13
1	ARKANSAS	2/9/21
1	vs. Duke	11/6/18
1	at West Virginia	1/27/18
1	vs. Michigan State	11/12/13
1	at Robert Morris	3/19/13
1	vs. West Virginia	3/19/11
1	FLORIDA	2/26/11

MOST PERSONAL FOULS

Fls.	Opp.	Date
33	at Kansas	1/30/16
32	at South Carolina	1/16/18
31	at Arkansas	1/14/14
31	at North Carolina	12/14/13
30	vs. North Carolina	12/19/20
29	at Auburn	2/1/20
29	at Missouri	2/3/18
29	at South Carolina	3/1/14

FEWEST PERSONAL FOULS

Fls.	Opp.	Date
7	HARTFORD	12/29/09
8	MONTANA STATE	11/23/14
8	LAFAYETTE	11/16/12
8	vs. Florida	3/10/12
8	vs. Princeton	3/17/11
8	WINTHROP	12/22/10
8	DREXEL	12/21/09
8	vs. UNC Asheville	11/30/09

HIGHEST FIELD-GOAL PCT.

Pct.	Opp.	Date
.677	LIU BROOKLYN	11/23/12
.667	UIC	11/26/17
.647	AUBURN	2/21/15
.645	LAFAYETTE	11/16/12

.643	vs. Alabama	3/10/18
.643	vs. Providence	12/1/13
.614	SOUTH CAROLINA	2/5/13
.613	MARIST	11/11/11
.603	vs. Wake Forest	3/20/10
.603	HARTFORD	12/29/09

LOWEST FIELD-GOAL PCT.

Pct.	Opp.	Date
.269	at South Carolina	3/1/14
.281	at Texas A&M	1/10/15
.296	BAYLOR	12/1/12
.298	LOUISVILLE	12/31/11
.309	at Auburn	2/12/14
.313	at Missouri	2/3/18
.315	GEORGIA	12/31/17
.318	at Tennessee	3/2/19
.327	ALABAMA	3/4/14
.339	vs. UConn	4/2/11

HIGHEST FREE-THROW PCT.

Pct.	Opp.	Date
1.000	FLORIDA	2/22/20
1.000	FLORIDA	2/7/12
1.000	AUSTIN PEAY	12/19/09
.960	at Vanderbilt	2/17/20
.958	TENNESSEE	1/18/14
.955	at Florida	2/7/15
.946	vs. Indiana	3/23/12
.923	at Florida	1/9/21
.923	at Mississippi State	2/25/15

min. 10 attempts

LOWEST FREE-THROW PCT.

Pct.	Opp.	Date
.200	ETSU	11/17/17
.333	vs. UConn	4/2/11
.391	ETSU	11/12/10
.412	vs. Wake Forest	3/20/10
.435	at Vanderbilt	2/27/16
.471	at Texas A&M	2/10/18
.471	PROVIDENCE	11/30/14
.478	at Louisville	12/29/12

min. 10 attempts

HIGHEST 3-POINT PERCENTAGE

Pct.	Opp.	Date
.700	at Florida	3/1/16
.692	DREXEL	12/21/09
.667	vs. Alabama	3/10/18
.667	AUSTIN PEAY	12/19/09
.636	vs. Michigan	3/30/14
.625	MISSOURI	2/24/18
.625	BOSTON	11/30/10
.615	at Florida	3/7/20
.600	ALABAMA	1/11/20
.600	FLORIDA	2/6/16
.600	FLORIDA	2/7/12

min. 10 attempts

LOWEST 3-POINT PERCENTAGE

Pct.	Opp.	Date
.000	RICHMOND	11/29/20
.000	vs. Davidson	3/15/18
.077	at Georgia	1/20/21
.077	vs. Alabama	3/12/10
.083	UTAH VALLEY	11/18/19
.083	TEXAS	12/5/14
.091	OLE MISS	2/15/20
.091	at South Carolina	1/16/18
.091	at Tennessee	2/27/10
.100	MISSISSIPPI STATE	2/4/20
.100	at Missouri	2/3/18
.100	TENNESSEE	1/31/12

min. 10 attempts

HIGHEST REBOUND MARGIN

Mg.	Opp.	Date
+31	NIJT	11/14/15
+30	NORTH DAKOTA	11/14/18
+30	GRAND CANYON	11/14/14
+29	EASTERN KENTUCKY	11/8/19
+29	SOUTHERN ILLINOIS	11/9/18
+28	NKU	11/10/13
+27	vs. Abilene Christian	3/21/19
+27	vs. Little Rock	1/3/12
+26	vs. Arizona State	11/28/16
+26	LOUISVILLE	12/31/11

LOWEST REBOUND MARGIN

Mg.	Opp.	Date
-25	at Florida	2/4/17
-18	at Tennessee	2/16/13
-16	vs. Mississippi State	3/11/21
-16	vs. Baylor	12/6/13
-16	vs. Maryland	11/9/12
-15	TENNESSEE	1/18/14
-14	at Ole Miss	3/2/21
-14	at Auburn	2/1/20
-14	at LSU	1/5/16
-13	VANDERBILT	1/5/21

KENTUCKY'S 100-POINT GAMES

Points (Score)	Opponent	Date
115 (115-69)	Arizona State	11/28/16
111 (111-76)	UT Martin	11/25/16
110 (110-75)	Auburn	2/21/15
108 (108-58)	Marist	11/11/11
107 (107-73)	UIC	11/26/17
105 (105-76)	UT Arlington	11/19/13
104 (104-75)	LIU Brooklyn	11/23/12
104 (104-61)	Hartford	12/29/09
103 (103-100)	N. Carolina	12/17/16
102 (102-90)	Indiana	3/23/12
102 (102-92)	Rider	11/21/09
101 (101-70)	Cleveland St.	11/23/16
101 (101-49)	Lafayette	11/16/12
101 (101-70)	Arkansas	1/23/10
100 (100-58)	Texas A&M	1/3/17
100 (100-71)	ETSU	3/18/10



TEAM GAME MARGINS CAL ERA

VICTORY MARGINS

Margin (Score)	Opponent	Date
+58 (86-28)	MONTANA STATE	11/13/14
+52 (101-49)	LAFAYETTE	11/16/12
+50 (108-58)	MARIST	11/11/11
+49 (86-37)	MISSOURI	1/13/15
+48 (92-44)	UT ARLINGTON	11/25/14
+48 (88-40)	RADFORD	11/23/11
+46 (90-44)	MONMOUTH	11/28/18
+46 (115-69)	vs. Arizona State	11/28/16
+44 (88-44)	DREXEL	12/21/09
+43 (104-61)	HARTFORD	12/29/09

VICTORY MARGIN IN RUPP ARENA

Margin (Score)	Opponent	Date
+58 (86-28)	MONTANA STATE	11/13/14
+52 (101-49)	LAFAYETTE	11/16/12
+50 (108-58)	MARIST	11/11/11
+49 (86-37)	MISSOURI	1/13/15
+48 (92-44)	UT ARLINGTON	11/25/14
+48 (88-40)	RADFORD	11/23/11
+46 (90-44)	MONMOUTH	11/28/18
+44 (88-44)	DREXEL	12/21/09
+43 (104-61)	HARTFORD	12/29/09
+42 (91-49)	EASTERN KENTUCKY	11/8/19
+42 (100-58)	TEXAS A&M	1/3/17

VICTORY MARGIN IN SEC PLAY

Margin (Score)	Opponent	Date
+49 (86-37)	MISSOURI	1/13/15
+42 (100-58)	TEXAS A&M	1/3/17
+38 (82-44)	LSU	1/15/11
+35 (87-52)	at Vanderbilt	1/29/19
+35 (110-75)	AUBURN	2/21/15
+34 (82-48)	GEORGIA	2/9/16
+34 (88-54)	MISSOURI	1/27/16
+34 (77-43)	SOUTH CAROLINA	2/14/15
+34 (86-52)	at South Carolina	2/4/12
+31 (90-59)	SOUTH CAROLINA	2/19/11
+31 (101-70)	ARKANSAS	1/23/10

VICTORY MARGIN ON THE ROAD

Margin (Score)	Opponent	Date
+35 (87-52)	at Vanderbilt	1/29/19
+34 (86-52)	at South Carolina	2/4/12
+31 (79-48)	at Portland	11/19/10
+27 (89-62)	at South Carolina	2/13/16
+26 (81-55)	at LSU	2/6/10
+24 (74-50)	at LSU	1/28/12
+23 (99-76)	at Ole Miss	12/29/16
+22 (70-48)	at Alabama	1/17/15
+22 (75-53)	at Auburn	1/19/13
+20 (69-49)	at Georgia	1/15/19

VICTORY MARGIN AT A NEUTRAL SITE

Margin (Score)	Opponent	Date
+46 (115-69)	vs. Arizona State	11/28/16
+39 (78-39)	vs. West Virginia	3/26/15
+39 (83-44)	vs. UCLA	12/20/14
+38 (85-47)	vs. Penn State	11/19/11
+35 (79-44)	vs. Abilene Christian	3/21/19
+32 (72-40)	vs. Kansas	11/18/14
+30 (90-60)	vs. Wake Forest	3/20/10
+29 (100-71)	vs. ETSU	3/18/10
+29 (74-45)	vs. Tennessee	3/13/10
+28 (85-57)	vs. Stony Brook	3/17/16
+26 (85-59)	vs. Alabama	3/11/16

VICTORY MARGIN IN RUPP ARENA IN THE SEC

Margin (Score)	Opponent	Date
+49 (86-37)	MISSOURI	1/13/15
+42 (100-58)	TEXAS A&M	1/3/17
+38 (82-44)	LSU	1/15/11
+35 (110-75)	AUBURN	2/21/15
+34 (82-48)	GEORGIA	2/9/16
+34 (88-54)	MISSOURI	1/27/16
+34 (77-43)	SOUTH CAROLINA	2/14/15
+31 (90-59)	SOUTH CAROLINA	2/19/11
+31 (101-70)	ARKANSAS	1/23/10
+30 (85-55)	MISSISSIPPI STATE	2/27/13
+30 (79-49)	GEORGIA	3/1/12

VICTORY MARGIN ON THE ROAD IN THE SEC

Margin (Score)	Opponent	Date
+35 (87-52)	at Vanderbilt	1/29/19
+34 (86-52)	at South Carolina	2/4/12
+27 (89-62)	at South Carolina	2/13/16
+26 (81-55)	at LSU	2/6/10
+24 (74-50)	at LSU	1/28/12
+24 (91-67)	at Ole Miss	12/29/16
+22 (70-48)	at Alabama	1/17/15
+22 (75-53)	at Auburn	1/19/13
+20 (69-49)	at Georgia	1/15/19
+18 (76-58)	at Florida	1/9/21
+18 (74-56)	at Mississippi State	2/25/15
+18 (66-48)	at Tennessee	2/17/15

VICTORY MARGIN IN THE SEC TOURNAMENT

Margin (Score)	Opponent	Date
+29 (74-45)	vs. Tennessee	3/13/10
+26 (85-59)	vs. Alabama	3/11/16
+24 (91-67)	vs. Auburn	3/14/15
+23 (86-63)	vs. Alabama	3/10/18
+18 (73-55)	vs. Alabama	3/15/19
+18 (85-67)	vs. LSU	3/14/14
+17 (82-65)	vs. Arkansas	3/12/17
+16 (70-54)	vs. Florida	3/13/11
+15 (78-63)	vs. Arkansas	3/15/15
+15 (64-49)	vs. Florida	3/13/15

VICTORY MARGIN IN THE NCAA TOURNAMENT

Margin (Score)	Opponent	Date
+39 (78-39)	vs. West Virginia	3/26/15
+35 (79-44)	vs. Abilene Christian	3/21/19
+30 (90-60)	vs. Wake Forest	3/20/10
+29 (100-71)	vs. ETSU	3/18/10
+28 (85-57)	vs. Stony Brook	3/17/16
+23 (79-56)	vs. Hampton	3/19/15
+20 (95-75)	vs. Buffalo	3/17/18
+17 (62-45)	vs. Cornell	3/25/10
+16 (87-71)	vs. Iowa State	3/17/12
+15 (81-66)	vs. Western Kentucky	3/15/12
+13 (64-51)	vs. Cincinnati	3/21/15

LOSS MARGINS

Margin (Score)	Opponent	Date
-34 (118-84)	vs. Duke	11/6/18
-30 (85-55)	at Tennessee	2/16/13
-22 (88-66)	at Florida	2/4/17
-20 (85-65)	ALABAMA	1/26/21
-19 (71-52)	at Tennessee	3/2/19
-19 (84-65)	at Florida	3/18/14
-18 (85-67)	at LSU	1/5/16
-18 (85-67)	at Tennessee	3/2/19
-19 (84-65)	at Florida	3/18/14
-18 (85-67)	at LSU	1/5/16
-17 (79-62)	vs. Georgia Tech	12/6/20
-17 (84-67)	vs. UConn	11/24/17
-17 (69-52)	at Florida	2/12/13

LOSS MARGINS IN RUPP ARENA

Margin (Score)	Opponent	Date
-20 (85-65)	ALABAMA	1/26/21
-12 (76-64)	RICHMOND	11/29/20
-12 (83-71)	TEXAS A&M	1/12/13
-11 (82-71)	TENNESSEE	2/6/21
-10 (69-59)	FLORIDA	2/15/14
-9 (64-55)	BAYLOR	12/1/13
-8 (81-73)	TENNESSEE	3/7/20
-6 (79-73)	KANSAS	1/28/17
-5 (97-92)	UCLA	12/3/16
-4 (71-67)	FLORIDA	2/27/21

LOSS MARGINS IN SEC PLAY

Margin (Score)	Opponent	Date
-30 (85-55)	at Tennessee	2/16/13
-22 (88-66)	at Florida	2/4/17
-20 (85-65)	ALABAMA	1/26/21
-19 (71-52)	at Tennessee	3/2/19
-19 (84-65)	at Florida	3/18/14
-18 (85-67)	at LSU	1/5/16
-17 (69-52)	at Florida	2/12/13
-13 (80-67)	at Florida	3/3/18
-13 (73-60)	at Arkansas	3/2/13
-12 (74-62)	at Vanderbilt	2/27/16
-12 (83-71)	TEXAS A&M	1/12/13

LOSS MARGINS ON THE ROAD

Margin (Score)	Opponent	Date
-30 (85-55)	at Tennessee	2/16/13
-22 (88-66)	at Florida	2/4/17
-19 (71-52)	at Tennessee	3/2/19
-19 (84-65)	at Florida	3/18/14
-18 (85-67)	at LSU	1/5/16
-17 (69-52)	at Florida	2/12/13
-14 (64-50)	at Notre Dame	11/29/12
-13 (80-67)	at Florida	3/3/18
-13 (73-60)	at Arkansas	3/2/13
-12 (74-62)	at Vanderbilt	2/27/16

LOSS MARGINS AT NEUTRAL SITES

Margin (Score)	Opponent	Date
-34 (118-84)	vs. Duke	11/6/18
-17 (79-62)	vs. Georgia Tech	12/6/20
-17 (84-67)	vs. UConn	11/24/17
-16 (64-48)	vs. Vanderbilt	3/15/13
-12 (75-63)	vs. North Carolina	12/19/20
-8 (83-75)	vs. UCLA	12/23/17
-7 (74-67)	vs. Ohio State	12/19/15
-7 (71-64)	vs. Wisconsin	4/4/15
-7 (75-68)	vs. Duke	11/13/12
-7 (71-64)	vs. Vanderbilt	3/11/12
-7 (73-66)	vs. West Virginia	3/27/10

LOSS MARGINS ON THE ROAD IN THE SEC

Margin (Score)	Opponent	Date
-22 (88-66)	at Florida	2/4/17
-19 (71-52)	at Tennessee	3/2/19
-19 (84-65)	at Florida	3/18/14
-18 (85-67)	at LSU	1/5/16
-17 (69-52)	at Florida	2/12/13
-17 (80-67)	at Florida	3/3/18
-13 (73-60)	at Arkansas	3/2/13
-12 (74-62)	at Vanderbilt	2/27/16
-11 (70-59)	at Alabama	1/26/21
-11 (76-65)	at Tennessee	1/6/18
-11 (85-74)	at Texas A&M	2/10/18

LOSS MARGINS IN RUPP ARENA IN THE SEC

Margin (Score)	Opponent	Date
-20 (85-65)	ALABAMA	1/26/21
-12 (83-71)	TEXAS A&M	1/12/13
-11 (82-71)	TENNESSEE	2/6/21
-10 (69-59)	FLORIDA	2/15/14
-8 (81-73)	TENNESSEE	3/7/20
-4 (71-67)	FLORIDA	2/27/21
-4 (71-67)	ARKANSAS	2/27/14
-2 (73-71)	LSU	2/12/19
-2 (61-59)	TENNESSEE	2/6/18
-2 (66-64)	FLORIDA	1/20/18

LOSS MARGINS IN THE SEC TOURNAMENT


Margin (Score)	Opponent	Date
-16 (64-48)	vs. Vanderbilt	3/15/13
-7 (71-64)	vs. Vanderbilt	3/11/12
-4 (82-78)	vs. Tennessee	3/16/19
-1 (74-73)	vs. Mississippi State	3/11/21
-1 (61-60)	vs. Florida	3/16/14

LOSS MARGINS IN THE NCAA TOURNAMENT

Margin (Score)	Opponent	Date
-7 (71-64)	vs. Wisconsin	4/4/15
-7 (73-66)	vs. West Virginia	3/27/10
-6 (77-71)	vs. Auburn	3/31/19
-6 (73-67)	vs. Indiana	3/19/16
-6 (60-54)	vs. UConn	3/7/2014
-3 (61-58)	vs. Kansas State	3/22/18
-3 (65-62)	vs. North Carolina	3/26/17
-1 (56-55)	vs. UConn	4/2/11



KENTUCKY X NBA



BAM ADEBAYO
MIAMI HEAT
 DRAFTED: 2017 / Rd 1, Pk 14 (Miami)
2021-22 NBA STATS

PPG	RPG	BPG	APG
19.7	12.9	0.6	1.9

CAREER

PPG	RPG	APG
12.5	8.1	3.4

NBA NOTES Won a gold medal with Team USA at the 2020 Olympics in Tokyo




ERIC BLEDSOE
LOS ANGELES CLIPPERS
 DRAFTED: 2010 / Rd 1, Pk 18 (OKC)
2021-22 NBA STATS

PPG	APG	RPG	SPG
8.8	4.3	3.4	1.9

CAREER

PPG	APG	SPG
13.9	4.7	1.4

NBA NOTES Opened the season with 22 points vs. Golden State



DEVIN BOOKER
PHOENIX SUNS
 DRAFTED: 2015 / Rd 1, Pk 13 (Phoenix)
2021-22 NBA STATS

PPG	RPG	APG	SPG
22.6	5.7	5.3	0.9

CAREER

PPG	APG	FG%
23.0	4.7	45.4

NBA NOTES Led the Suns to the NBA Finals in his first career NBA Playoffs appearance in 2021



BRANDON BOSTON JR.
LOS ANGELES CLIPPERS
 DRAFTED: 2021 / Rd 2, Pk 51 (Memphis)
2021-22 NBA STATS

PPG	RPG	APG	MPG
1.5	0.5	0.5	6.0

CAREER

PPG	RPG	MPG
1.5	0.5	6.0

NBA NOTES Selected 51st overall in the 2021 NBA Draft




HAMIDOU DIALLO
DETROIT PISTONS
 DRAFTED: 2018 / Rd 2, Pk 45 (Brooklyn)
2021-22 NBA STATS

PPG	RPG	APG	SPG
4.3	1.8	0.7	0.5

CAREER

PPG	RPG	FG%
7.3	3.5	46.2

NBA NOTES In his first full season with Detroit after being traded from Oklahoma City last season



TYLER HERRO
MIAMI HEAT
 DRAFTED: 2019 / Rd 1, Pk 13 (Miami)
2021-22 NBA STATS

PPG	RPG	APG	FG%
20.4	6.1	4.0	45.7

CAREER

PPG	RPG	APG
14.7	6.1	2.9

NBA NOTES Most points off the bench through the first seven games of a season in NBA history

54 Total players have earned selection in the NBA Draft during John Calipari's career at Kentucky, Memphis and UMass

43 Players during Calipari's 12 seasons at UK have been selected in the NBA Draft, the most of any coach in that time period

32 First-round selections during Calipari's tenure at Kentucky, including 21 lottery selections

27 Players on a 2021-22 NBA opening-day roster, six more than the next-closest school (Duke)

26 All-Star selections former Calipari players have earned in the NBA

3.4 Billion dollars Calipari's all-time players have earned in NBA contracts alone, including nearly \$3 billion at Kentucky

3 Wildcats have been selected No. 1 overall in the Calipari era at UK (John Wall, Anthony Davis and Karl-Anthony Towns)

.614 Percentage of the 70 players who finished their college careers at Kentucky under Calipari who were selected in the NBA Draft

NBA LEADERS

Points Per Game

- Kevin Durant (Nets) - 28.3
- Anthony Davis (Lakers) - 25.4
- Shai Gilgeous-Alexander (Thunder) - 23.5
- Karl-Anthony Towns (Timberwolves) - 23.4

Rebounds Per Game

- Rudy Gobert (Jazz) - 17.3
- Bam Adebayo (Heat) - 12.9
- Anthony Davis (Lakers) - 11.9
- Julius Randle (Knicks) - 11.3

Assists Per Game

- Chris Paul (Suns) - 12.0
- De'Aaron Fox (Kings) - 6.8

Blocks Per Game

- Al Horford (Celtics) - 3.0
- Anthony Davis (Lakers) - 2.3
- Karl-Anthony Towns (Timberwolves) - 1.3

Steals Per Game

- Gary Trent Jr. (Raptors) - 3.1
- Karl-Anthony Towns (Timberwolves) - 1.6

3-Point Field Goals Per Game

- Stephen Curry (Warriors) - 4.9
- Karl-Anthony Towns (Timberwolves) - 3.1

3-Point Field-Goal Percentage

- Eric Gordon (Rockets) - .548
- Karl-Anthony Towns (Timberwolves) - .490

Free-Throw Percentage

- Bradley Beal (Wizards) - 1.000
- Devin Booker (Suns) - .882

Minutes Per Game

- Fred VanVleet (Raptors) - 38.6
- Julius Randle (Knicks) - 36.8
- Anthony Davis (Lakers) - 35.9
- De'Aaron Fox (Kings) - 35.6


Double-Doubles

- Jonas Valanciunas (Pelicans) - 8
- Julius Randle (Knicks) - 6
- Bam Adebayo (Heat) - 5
- Anthony Davis (Lakers) - 5
- Karl-Anthony Towns (Timberwolves) - 4

Player Efficiency Rating

- Nikola Jokic (Nuggets) - 34.85
- Anthony Davis (Lakers) - 26.28
- Karl-Anthony Towns (Timberwolves) - 24.01

Stats are through games on Nov. 5 | Top-20 ranking




WILLIE CAULEY-STEIN
DALLAS MAVERICKS
 DRAFTED: 2015 / Rd 1, Pk 6 (Sacramento)
2021-22 NBA STATS

PPG	RPG	BPG	MPG
1.8	2.9	0.0	11.1

CAREER

PPG	RPG	FG%
8.9	6.0	54.4

NBA NOTES In his third season with the Dallas Mavericks




ANTHONY DAVIS
LOS ANGELES LAKERS
 DRAFTED: 2012 / Rd 1, Pk 1 (New Orleans)
2021-22 NBA STATS

PPG	RPG	BPG	PER
25.4	10.3	2.3	26.28

CAREER

PPG	RPG	BPG
23.9	10.3	2.3

NBA NOTES Won his first NBA championship in 2020 in his first season with the Lakers




DE'AARON FOX
SACRAMENTO KINGS
 DRAFTED: 2017 / Rd 1, Pk 5 (Sacramento)
2021-22 NBA STATS

PPG	RPG	APG	SPG
18.2	4.1	6.8	1.2

CAREER

PPG	RPG	APG
18.2	3.5	6.4

NBA NOTES Two-time NBA Western Conference Player of the Week in 2020-21 season



SHAI GILGEOUS-ALEXANDER
OKLAHOMA CITY THUNDER
 DRAFTED: 2018 / Rd 1, Pk 11 (Charlotte)
2021-22 NBA STATS

PPG	RPG	APG	SPG
23.5	4.9	3.9	0.8

CAREER

PPG	RPG	APG
16.6	4.4	3.8

NBA NOTES Scored 27 or more points in five of eight games to start the season




ISAIAH JACKSON
INDIANA PACERS
 DRAFTED: 2021 / Rd 1, Pk 22 (LA LAKERS)
2021-22 NBA STATS

PPG	RPG	SPG	FG%
1.5	2.0	0.5	50.0

CAREER

PPG	RPG	FG%
1.5	2.0	50.0

NBA NOTES Selected 22nd overall in the 2021 NBA Draft



KELDON JOHNSON
SAN ANTONIO SPURS
 DRAFTED: 2019 / Rd 1, Pk 29 (San Antonio)
2021-22 NBA STATS

PPG	RPG	APG	SPG
15.6	5.8	2.0	1.1

CAREER

PPG	RPG	APG
12.4	5.5	1.6

NBA NOTES Won a gold medal with Team USA at the 2020 Olympics in Tokyo



KENTUCKY X NBA

ENES KANTER

BOSTON CELTICS
DRAFT: 2011 / Rd 1, Pk 3 (Utah)

2021-22 NBA STATS

PPG	RPG	APG	MPG
2.0	2.0	0.0	5.0

CAREER

PPG	RPG	FG%
11.5	7.9	54.8

NBA NOTES Appeared in two games so far in 2021-22

KEVIN KNOX II

NEW YORK KNICKS
DRAFT: 2018 / Rd 1, Pk 9 (New York)

2021-22 NBA STATS

PPG	RPG	APG	MPG
0.5	1.0	0.5	3.0

CAREER

PPG	RPG	APG
8.4	3.2	0.9

NBA NOTES Appeared in two games so far in 2021-22

TREY LYLES

DETROIT PISTONS
DRAFT: 2015 / Rd 1, Pk 12 (Utah)

2021-22 NBA STATS

PPG	RPG	APG	SPG
8.1	4.3	1.2	0.3

CAREER

PPG	RPG	APG
7.3	4.2	1.0

NBA NOTES Averaging most points per game since the 2018-19 season

TYRESE MAXEY

PHILADELPHIA 76ERS
DRAFT: 2020 / Rd 1, Pk 21 (Philadelphia)

2021-22 NBA STATS

PPG	RPG	APG	SPG
14.7	3.1	4.0	0.7

CAREER

PPG	RPG	APG
8.9	1.9	2.3

NBA NOTES Scored in double figures in nine of 10 games to open the season

MALIK MONK

LOS ANGELES LAKERS
DRAFT: 2017 / Rd 1, Pk 11 (Charlotte)

2021-22 NBA STATS

PPG	RPG	APG	SPG
6.0	1.6	1.8	0.7

CAREER

PPG	RPG	APG
8.6	1.9	1.7

NBA NOTES Signed with the Lakers in the offseason after spending his first four years with Charlotte

JAMAL MURRAY

DENVER NUGGETS
DRAFT: 2016 / Rd 1, Pk 7 (Denver)

2021-22 NBA STATS

PPG	RPG	APG	SPG
--	--	--	--

CAREER

PPG	RPG	APG	RPG
16.3	3.8	3.6	

NBA NOTES Recovering from a torn ACL suffered on April 12 last season

NERLENS NOEL

NEW YORK KNICKS
DRAFT: 2013 / Rd 1, Pk 21 (New Orleans)

2021-22 NBA STATS

PPG	RPG	BPG	SPG
4.0	9.5	1.0	1.5

CAREER

PPG	BPG	RPG
7.6	1.5	6.2

NBA NOTES Signed a three-year extension with the Knicks in the offseason

IMMANUEL QUICKLEY

NEW YORK KNICKS
DRAFT: 2020 / Rd 1, Pk 25 (OKC)

2021-22 NBA STATS

PPG	RPG	APG	SPG
5.7	1.6	1.4	0.7

CAREER

PPG	RPG	APG
10.7	2.1	1.9

NBA NOTES Made the NBA All-Rookie Second Team last season

JULIUS RANDLE

NEW YORK KNICKS
DRAFT: 2014 / Rd 1, Pk 7 (LA Lakers)

2021-22 NBA STATS

PPG	RPG	APG	BPG
21.9	11.3	5.7	1.1

CAREER

PPG	RPG	APG
17.5	9.2	3.3

NBA NOTES First-time All-Star and NBA's Most Improved Player in 2020-21

NICK RICHARDS

CHARLOTTE HORNETS
DRAFTED: 2020 / Rd 2, Pk 42 (New Orleans)

2021-22 NBA STATS

PPG	RPG	APG	FG%
2.9	1.1	0.6	66.7

CAREER

PPG	RPG	FG%
1.4	0.8	57.1

NBA NOTES Taken on an increased reserve role in his second season in the league

RAJON RONDO

LOS ANGELES CLIPPERS
DRAFTED: 2006 / Rd 1, Pk 21 (Phoenix)

2021-22 NBA STATS

PPG	RPG	APG	SPG
4.8	1.8	4.2	1.0

CAREER

PPG	RPG	APG
9.9	4.6	8.1

NBA NOTES Ranks fourth among active players in career assists

KARL-ANTHONY TOWNS

MINNESOTA TIMBERWOLVES
DRAFTED: 2015 / Rd 1, Pk 1 (Minnesota)

2021-22 NBA STATS

PPG	RPG	APG	PER
23.4	9.3	3.5	24.01

CAREER

PPG	RPG	FG%
22.9	11.6	52.7

NBA NOTES Since coming into the league in 2015-16, has the fourth-most 30/10 games

JARRED VANDERBILT

MINNESOTA TIMBERWOLVES
2020 / Undrafted. Signed by Sacramento

2021-22 NBA STATS

PPG	RPG	APG	SPG
5.9	6.8	0.8	0.9

CAREER

PPG	RPG	SPG
4.3	4.5	0.8

NBA NOTES Averaging career-high points and rebounds after signing a three-year deal

JOHN WALL

HOUSTON ROCKETS
DRAFT: 2010 / Rd 1, Pk 1 (Washington)

2021-22 NBA STATS

PPG	RPG	APG	SPG
--	--	--	--

CAREER

PPG	APG	RPG
19.1	9.1	4.3

NBA NOTES Has not played this season while the franchise seeks a trade for the 12-year veteran

PJ WASHINGTON

CHARLOTTE HORNETS
DRAFT: 2019 / Rd 1, Pk 12 (Charlotte)

2021-22 NBA STATS

PPG	RPG	APG	FG%
9.9	4.4	1.4	48.1

CAREER

PPG	RPG	APG
12.4	5.9	2.3

NBA NOTES Named to the 2021 USA Men's Basketball Select Team



JACOB TOPPIN

Junior | Forward | 6-9 | 200 lbs | Brooklyn, N.Y. | University of Rhode Island



[@Jtoppin0](#) |
 [@jtoppin_0](#) |
 [@jtoppin](#) |
 [@jtoppin_21](#)

2021-22 SEASON/CAREER HIGHS*		
Points		
Season	-	
Career	16, at Vanderbilt (2/17/21)	
Rebounds		
Season	-	
Career	8, RICHMOND (1/5/20)	
Field Goals		
Season	-	
Career	5, 4x, last at Vanderbilt (2/17/21)	
Field Goals Attempted		
Season	-	
Career	11, vs. LSU (11/24/19)	
3-Point Field Goals		
Season	-	
Career	3, ALABAMA (11/15/19)	
3-Point Field Goals Attempted		
Season	-	
Career	4, 3x, last at Fordham (2/26/20)	
Free Throws		
Season	-	
Career	6, FLORIDA (2/27/21)	
Free Throws Attempted		
Season	-	
Career	8, FLORIDA (2/27/21)	
Assists		
Season	-	
Career	3, at Fordham (2/26/20)	
Steals		
Season	-	
Career	3, at Ole Miss (3/2/21)	
Blocked Shots		
Season	-	
Career	1, 18x, last SOUTH CAROLINA (3/6/21)	
Minutes Played		
Season	-	
Career	32, at Fordham (2/26/20)	
MISCELLANEOUS		
	2021-22	CAREER*
Dunks	0	23
Double-Figure Scoring Games	0	9
Double-Figure Rebounding Games	0	0
Games With Double-Double	0	0
Games Led UK in Scoring	0	0
Games Led UK in Rebounding	0	2
Games Led UK in Assists	0	2
Games Led UK in Steals	0	1
Games Led UK in Blocks	0	5
Games With 3+ Assists	0	1
Games With 3+ Blocks	0	0
Games With 3+ Steals	0	1
Games With 3+ Three-Pointers	0	1

*includes Rhode Island statistics

- Missed much of preseason, including the Blue-White Game and the exhibition game vs. Kentucky Wesleyan with a right shoulder injury
- Returned to play 15 minutes vs. Miles College and scored 12 points with four rebounds
- Originally planned to redshirt for the 2020-21 season but was granted immediate eligibility and became a key contributor off the bench
 - Made a greater impact as the 2020-21 season progressed and averaged 7.7 points and 4.4 rebounds in 23.0 minutes over the final seven regular-season games
 - Recorded a career-high 16 points at Vanderbilt
 - Solid three-game stretch (Dec. 26 - Jan. 5) vs. Louisville, Mississippi State and Vanderbilt, where he averaged 7.3 points and 5.3 rebounds over those three games
 - Three of his four double-figure scoring games were on the road, at Louisville, Auburn and Vanderbilt
- Won the 2021 Big Blue Madness slam dunk competition
- Transferred from Rhode Island following the 2019-20 season
- Top maximum vertical on the team with at 42.5 inches
- Immediate contributor as a freshman with Rhode Island, helping the team to a 21-9 record and 13-5 mark in the Atlantic 10
 - Appeared in all 30 games as a freshman
 - Averaged 5.1 points and 3.9 rebounds per game
 - Scored in double figures five times and made 13 3-pointers
 - Started and scored nine points, grabbed six rebounds, had three assists and hit the game-winning free throws with 6.6 seconds left in a 76-75 win at Fordham
 - Made his first career start and posted nine points, four rebounds against Davidson
 - Scored 12 points with eight rebounds against Richmond
- Averaged 15.6 points and 8.8 rebounds for Woodstock Academy his senior season
- Unranked prospect who received his first offer six months before signing a national letter of intent

BIO BLAST

Birthdate: May 8

Parents: Roni and Obadiah Toppin

Major: Communication

Secret talent ...
Can play the piano

Did you know ...
His favorite food is Italian

Need to know ...
Younger brother of 2020 National Player of the Year, Obi Toppin

Game-By-Game Statistics

Opponent	Date	GS	Min	FG-A	Pct.	3FG-A	Pct.	FT-A	Pct.	Off-Def-Tot	PF	Ast	TO	Blk	Stl	Pts
----------	------	----	-----	------	------	-------	------	------	------	-------------	----	-----	----	-----	-----	-----

Career Statistics

Year	GP-GS	Min-Avg	FG-FGA	Pct	3FG-FGA	Pct	FT-FTA	Pct	Off-Def-Tot-Avg	PF-FO	Ast	TO	Blk	Stl	Pts	Avg
2019-20	30-3	556-18.5	55-129	.426	13-53	.245	29-45	.644	42-75-117-3.9	63-0	15	17	12	11	152	5.1
2020-21	24-2	412-17.2	44-99	.444	4-13	.308	32-41	.780	22-63-85-3.5	26-0	16	20	6	11	124	5.2
2021-22																
TOTAL	54-5	968-17.9	99-228	.434	17-66	.258	61-86	.709	64-138-202-3.7	89-0	31	37	18	22	276	5.1

CJ FREDRICK

RS Junior | Guard | 6-3 | 190 lbs | Cincinnati | University of Iowa

1

[@cj_fredrick](#) |
 [@cj_fredrick5](#)



2021-22 SEASON/CAREER HIGHS		
Points		
Season	-	
Career	23, at Minnesota (12/25/20)	
Rebounds		
Season	-	
Career	5, ORAL ROBERTS (11/15/19)	
Field Goals		
Season	-	
Career	8, NORTH CAROLINA (12/8/20)	
Field Goals Attempted		
Season	-	
Career	12, 2x, last at Minnesota (12/25/20)	
3-Point Field Goals		
Season	-	
Career	5, 3x, last at Minnesota (12/25/20)	
3-Point Field Goals Attempted		
Season	-	
Career	5, 5x, last at Vanderbilt (2/17/21)	
Free Throws		
Season	-	
Career	6, 2x, last MICHIGAN (1/17/20)	
Free Throws Attempted		
Season	-	
Career	8, vs. Cincinnati (12/21/19)	
Assists		
Season	-	
Career	6, SOUTHERN (11/27/20)	
Steals		
Season	-	
Career	2, 5x, last NORTH CAROLINA (12/8/20)	
Blocked Shots		
Season	-	
Career	1, 9x, last vs. Grand Canyon (3/20/21)	
Minutes Played		
Season	-	
Career	39, at Minnesota (12/25/20)	
MISCELLANEOUS		
	2021-22	CAREER*
Dunks	0	0
Double-Figure Scoring Games	0	19
Double-Figure Rebounding Games	0	0
Games With Double-Double	0	0
Games Led UK in Scoring	0	4
Games Led UK in Rebounding	0	0
Games Led UK in Assists	0	5
Games Led UK in Steals	0	7
Games Led UK in Blocks	0	3
Games With 3+ Assists	0	21
Games With 3+ Blocks	0	0
Games With 3+ Steals	0	0
Games With 3+ Three-Pointers	0	12
<i>*includes Iowa statistics</i>		

- Transferred from Iowa following the 2020-21 season
- Nation's leading returner in career 3-point field-goal percentage (47.9%) with a minimum of 150 attempts
- Was not medically cleared to play in the Blue-White Game or the two exhibition games
- Won the 2021 Big Blue Madness 3-point contest
- Started all 27 games he appeared in for Iowa in 2020-21 and averaged 7.5 points and 1.9 assists per game.
 - Made three or 3-pointers in six games
 - Shot 47.4% from 3, the second-best clip by a sophomore in program history
 - Posted a 5.2 assist-to-turnover ratio
 - Won the Iowa Men's Basketball Big Ten Sportsmanship Award
 - Scored a career-high 23 points with a career-high five 3-pointers at Minnesota
 - Recorded 21 points and a career-high five treys in a win vs. North Carolina
- Made the All-Big Ten Freshman Team as a redshirt freshman in 2019-20
 - One of only three players nationally and the only player from a major conference dating back to 1993 with 65 or more assists, 32 or fewer turnovers and 46% shooting clip or better from 3-point range
 - Averaged 10.2 points and 2.8 assists per game
 - Scored in double figures in 13 games with three games of 21 points
- 2018 Kentucky Gatorade Player of the Year out of Covington Catholic High School in Northern Kentucky
 - Set Covington Catholic's single-season program records for points, field goals and 3-pointers
- Led Covington Catholic to the 2018 Kentucky High School Athletic Association state title
 - Earned KHSAA Sweet Sixteen MVP honors after averaging 27.8 points during the state title run

BIO BLAST

BirthDay: July 10

Parents: Chuck and Laura Fredrick

Major: Community and leadership development

La Familia ...

Has six first- or second-degree family members who played NCAA Division I or Division II sports (basketball, football or baseball)

Homecoming...

Won the 2018 Kentucky High School Athletic Association state title in Rupp Arena

Game-By-Game Statistics

Opponent	Date	GS	Min	FG-A	Pct.	3FG-A	Pct.	FT-A	Pct.	Off-Def-Tot	PF	Ast	TO	Blk	Stl	Pts
----------	------	----	-----	------	------	-------	------	------	------	-------------	----	-----	----	-----	-----	-----

Career Statistics

Year	GP-GS	Min-Avg	FG-FGA	Pct	3FG-FGA	Pct	FT-FTA	Pct	Off-Def-Tot-Avg	PF-FO	Ast	TO	Blk	Stl	Pts	Avg
2019-20	25-25	715-29.8	87-180	.483	47-102	.461	35-44	.795	16-32-48-1.9	43-0	69	32	5	17	256	10.2
2020-21	27-27	666-24.7	72-152	.474	36-76	.474	23-34	.676	5-24-29-1.1	25-0	52	10	4	10	203	7.5
2021-22																
TOTAL	53-53	1,381-26.1	159-332	.479	83-178	.466	58-78	.744	21-56-77-1.5	68-0	121	42	9	27	459	8.8

SAHVIR WHEELER

Junior | Guard | 5-9 | 180 lbs | Houston | University of Georgia

2

Twitter: @sahvir_ | Instagram: @sahvir_



2021-22 SEASON/CAREER HIGHS		
Points		
Season	-	
Career	27, at Florida (2/20/21)	
Rebounds		
Season	-	
Career	11, LSU (2/23/21)	
Field Goals		
Season	-	
Career	9, 2x, last at Florida (2/20/21)	
Field Goals Attempted		
Season	-	
Career	18, 2x, last AUBURN (1/13/21)	
3-Point Field Goals		
Season	-	
Career	3, 2x, last at LSU (1/6/21)	
3-Point Field Goals Attempted		
Season	-	
Career	8, at LSU (1/6/21)	
Free Throws		
Season	-	
Career	8, at Florida (2/20/21)	
Free Throws Attempted		
Season	-	
Career	11, OLE MISS (1/30/21)	
Assists		
Season	-	
Career	13, 2x, last vs. Missouri (3/11/21)	
Steals		
Season	-	
Career	5, at Florida (2/20/21)	
Blocked Shots		
Season	-	
Career	1, at South Carolina (1/27/21)	
Minutes Played		
Season	-	
Career	42, ALABAMA (2/8/20)	
MISCELLANEOUS		
	2021-22	CAREER*
Dunks	0	0
Double-Figure Scoring Games	0	33
Double-Figure Rebounding Games	0	1
Games With Double-Double	0	8
Games Led UK in Scoring	0	7
Games Led UK in Rebounding	0	2
Games Led UK in Assists	0	48
Games Led UK in Steals	0	15
Games Led UK in Blocks	0	1
Games With 3+ Assists	0	49
Games With 3+ Blocks	0	0
Games With 3+ Steals	0	9
Games With 3+ Three-Pointers	0	2
<i>*includes Georgia statistics</i>		

- Transferred from Georgia following the 2020-21 season
- Preseason All-SEC First Team pick by the league's media and coaches
- Bob Cousy Award preseason watch list for the nation's top point guard
- Among all returners in college basketball, ranked sixth in career assists per game (5.82)
- Averaged 12.5 points and a team-high six assists while shooting 50% (3 of 6) from 3-point range in UK's two exhibition games
- Sensational sophomore season at Georgia, where he started all 26 games and averaged 14.0 points, 7.4 assists and 3.8 rebounds per game
 - Set Georgia's single-season assists record with 193 dimes, breaking the previous mark by 24 assists despite a shortened season
 - Led the Southeastern Conference in assists per game and assist-to-turnover ratio
 - Ranked fifth nationally in assists per game
 - 22 double-figure scoring games and eight double-doubles
 - Posted the program's first-ever triple-double with 14 points, 13 assists and 11 rebounds vs. LSU late in the season
 - Dished out an SEC Tournament record 13 assists against Missouri
 - Scored a career-high 27 points with a career-best five steals at Florida
- Appeared in all 31 games as a freshman at Georgia with 17 starts
 - Set the program's freshman assists record with 139 dimes
 - Averaged 9.0 points, 4.5 assists and 2.5 rebounds per game
 - 11 double-figure scoring games
- Two-time high school state champion out of Houston Christian High School in Houston
 - School's all-time leader in assists and steals
 - School record holder for points in a game, assists and 3-pointers
 - Co-MVP of the 2019 Big Baller Brand All-America Game
- Best shuttle run on the team at 2.57 seconds

BIO BLAST

Birthday: Jan. 17

Parents: Teddy and Jacqueline Wheeler

Major: Communication

Small frame, big hops ...
Despite standing just 5-foot-9, he can dunk

Why No. 2 ...
It was the first number he received in any sport

Pregame routine ...
Taking a shower before leaving for the arena and listening to music

Game-By-Game Statistics

Opponent	Date	GS	Min	FG-A	Pct.	3FG-A	Pct.	FT-A	Pct.	Off-Def-Tot	PF	Ast	TO	Blk	Stl	Pts
----------	------	----	-----	------	------	-------	------	------	------	-------------	----	-----	----	-----	-----	-----

Career Statistics

Year	GP-GS	Min-Avg	FG-FGA	Pct	3FG-FGA	Pct	FT-FTA	Pct	Off-Def-Tot-Avg	PF-FO	Ast	TO	Blk	Stl	Pts	Avg
2019-20	31-17	846-27.3	103-218	.472	16-50	.320	58-83	.699	17-59-76-2.5	85-1	139	91	0	26	280	9.0
2020-21	26-26	906-34.8	135-338	.399	18-80	.225	76-103	.738	18-82-100-3.8	70-3	193	115	1	44	364	14.0
2021-22																
TOTAL	57-43	1752-30.7	238-556	.428	34-130	.262	134-186	.720	35-141-176-3.1	155-4	332	206	1	70	644	11.3

DAVION MINTZ

Graduate | Guard | 6-3 | 195 lbs | Charlotte, N.C. | Creighton University

10

[@deemintz1](#) [@davion](#)



BIO BLAST

Birthdate: June 30

Parents: Sean and Sandy Mintz

Major: Graduate degree in kinesiology and health promotion

Why No. 10 ...
Because it means complete and is one of his favorite numbers

Sweet tooth ...
Has to have dessert every day

What's playing pregame ...
Listens to Eric Thomas, a hip-hop motivational preacher, R&B, gospel

2021-22 SEASON/CAREER HIGHS*		
Points		
Season	-	
Career	21, 2x, last FLORIDA (2/27/21)	
Rebounds		
Season	-	
Career	9, VILLANOVA (2/24/18)	
Field Goals		
Season	-	
Career	8, MARQUETTE (1/9/19)	
Field Goals Attempted		
Season	-	
Career	14, 3x, last, FLORIDA (2/27/21)	
3-Point Field Goals		
Season	-	
Career	6, SOUTH CAROLINA (3/6/21)	
3-Point Field Goals Attempted		
Season	-	
Career	11, SOUTH CAROLINA (3/6/21)	
Free Throws		
Season	-	
Career	7, MARQUETTE (1/21/17)	
Free Throws Attempted		
Season	-	
Career	10, vs. UCLA (11/20/17)	
Assists		
Season	-	
Career	8, 3x, last vs. Mississippi St. (3/11/21)	
Steals		
Season	-	
Career	6, at Marquette (3/3/19)	
Blocked Shots		
Season	-	
Career	2, vs. Loyola Chicago (3/19/19)	
Minutes Played		
Season	-	
Career	45, at Villanova (2/6/19)	
MISCELLANEOUS		
	2021-22	CAREER*
Dunks	0	12
Double-Figure Scoring Games	0	41
Double-Figure Rebounding Games	0	0
Games With Double-Double	0	0
Games Led UK in Scoring	0	10
Games Led UK in Rebounding	0	4
Games Led UK in Assists	0	29
Games Led UK in Steals	0	24
Games Led UK in Blocks	0	7
Games With 3+ Assists	0	52
Games With 3+ Blocks	0	0
Games With 3+ Steals	0	4
Games With 3+ Three-Pointers	0	14

*includes Creighton statistics

- Scored 12 points to go along with a game-high-tying six assists in the exhibition game vs. Kentucky Wesleyan
 - "I think Davion fought," John Calipari said. "I love what I saw from Davion today. ... In a normal game he's going to make more than 1 of 5 (from 3)"
- Kentucky's leading scorer and most consistent player during the 2020-21 season, his first at UK
 - Was one of three of three team captains
 - Finished as the team's leading scorer -- by a point -- with 288 points and an 11.5 average
 - Led the team in assists with 77 dimes and a 3.1 average
 - Also led Kentucky with 56 3-pointers, including 29 of 64 over the last eight games
 - Scored in double figures in six straight games to close the season, averaging 16.7 points per game during the stretch with a combined 24 3-pointers
 - Dished out a combined 23 assists over the final three games in a more prominent role at the point guard spot, including a career-high-tying eight at Ole Miss and vs. Mississippi State in the SEC Tournament
 - Recorded 20 points vs. South Carolina on a career-high six 3-pointers, including five in a span of less than three and a half minutes to break the game open
 - Scored a career-high-tying 21 points in the home game vs. Florida
 - Made five 3-pointers en route to 15 points in the upset win at No. 19/20 Tennessee
 - Made multiple clutch 3s late in the game, including go-ahead 3 with 34 seconds left in the win vs. Auburn and the game-winning 3 with 47 seconds left in the home win vs. Vanderbilt
 - Recorded 19 points with four 3-pointers to go with seven rebounds at Louisville
- Graduate transfer who redshirted for Creighton's 2019-20 Big East championship team that finished 24-7 after battling ankle injuries throughout the season
- Appeared in 97 career games with 79 starts at Creighton
 - In 2018-19, started all 35 games in the backcourt, averaging 9.7 points, 3.0 assists and 3.0 rebounds in 28.8 minutes per game
 - Ranked second on the team with 40 steals, third with 60 free throws and fourth with 43 3s
 - Poured in a career-high 21 points and made 5 of 8 trifectas vs. No. 21 Marquette
 - As a sophomore, started all but one game at point guard and averaged 6.1 points, 3.2 rebounds and a team-high 3.1 assists per game
 - Led the Big East and ranked 15th nationally in assist-to-turnover ratio and also led the Big East in assist-to-turnover ratio in league play only

Game-By-Game Statistics

Opponent	Date	GS	Min	FG-A	Pct.	3FG-A	Pct.	FT-A	Pct.	Off-Def-Tot	PF	Ast	TO	Blk	Stl	Pts
----------	------	----	-----	------	------	-------	------	------	------	-------------	----	-----	----	-----	-----	-----

Career Statistics

Year	GP-GS	Min-Avg	FG-FGA	Pct	3FG-FGA	Pct	FT-FTA	Pct	Off-Def-Tot-Avg	PF-FO	Ast	TO	Blk	Stl	Pts	Avg
2016-17	29-12	354-12.2	30-78	.385	9-25	.360	26-33	.788	1-31-32-1.1	35-0	52	34	4	15	95	3.3
2017-18	33-32	696-21.1	61-151	.404	19-54	.352	60-82	.732	8-96-104-3.2	44-1	102	36	3	14	201	6.1
2018-19	35-35	1009-28.8	119-286	.416	43-124	.347	60-83	.723	18-87-105-3.0	70-0	105	76	4	40	341	9.7
2020-21	25-21	769-30.8	96-242	.397	56-148	.378	40-61	.656	19-60-79-3.2	49-1	77	47	5	25	288	11.5
2021-22																
TOTAL	122-100	2828-23.2	306-757	.404	127-351	.362	186-259	.718	46-274-320-2.6	198-2	336	193	16	94	925	7.6

DONTAIE ALLEN

RS-Sophomore | Guard | 6-6 | 205 lbs | Falmouth, Ky. | Pendleton County High School

11



[@DontaieAllen11](#) |
 [@dontaieallen11](#) |
 [@dontaieallen1](#)
[@dontaieallen11](#) |
 [@dontaie_allen11](#)

2021-22 SEASON/CAREER HIGHS	
Points	
Season	-
Career	23, 2x, last vs. Mississippi St. (3/11/21)
Rebounds	
Season	-
Career	6, ALABAMA (1/12/21)
Field Goals	
Season	-
Career	8, 2x, last vs. Mississippi St. (3/11/21)
Field Goals Attempted	
Season	-
Career	15, vs. Mississippi State (3/11/21)
3-Point Field Goals	
Season	-
Career	7, at Mississippi State (1/2/21)
3-Point Field Goals Attempted	
Season	-
Career	13, vs. Mississippi State (3/11/21)
Free Throws	
Season	-
Career	4, VANDERBILT (1/5/21)
Free Throws Attempted	
Season	-
Career	4, VANDERBILT (1/5/21)
Assists	
Season	-
Career	2, 2x, last at Alabama (1/26/21)
Steals	
Season	-
Career	2, 3x, last vs. Mississippi St. (3/11/21)
Blocked Shots	
Season	-
Career	1, 6x, last SOUTH CAROLINA (3/6/21)
Minutes Played	
Season	-
Career	32, 2x, last VANDERBILT (1/5/21)

- Made three 3-pointers in UK's exhibition vs. Miles College and also added three boards and a pair of blocks
- Had 16 points on 7-of-13 shooting in the Blue-White Game
- In his first season on the floor in a Kentucky uniform in 2020-21, became a spark off the bench for the Wildcats in key moments, especially in SEC play
 - Two most memorable performances came vs. Mississippi State, combining to score 46 points on 16-of-28 shooting with 13 3-pointers, leading UK to a double-overtime victory in the first game and nearly guiding the Wildcats to a double-digit come-from-behind win in the SEC Tournament
 - After scoring a combined eight points in his previous nine appearances, recorded a career-high-tying 23 points on 8-of-15 shooting with six 3-pointers in the SEC Tournament loss to MSU
 - Named SEC Freshman of the Week on Jan. 4 after he enjoyed one of the all-time breakthrough performances with 23 points on 8-of-13 shooting, including 7 of 11 from 3, to fuel a nine-point comeback at Mississippi State, all career highs
 - Played just one minute over the previous three games and 20 career minutes
 - Just the sixth freshman in school history to make seven or more treys in a game
- Redshirted his freshman year after suffering a torn ACL in his left knee during his senior high school season, limiting his final year to just 13 games
- Became the first in-state signee for Kentucky since 2013
- 18th player in program history to earn Kentucky Mr. Basketball honors
- Concluded high school career with 3,255 points, 11th all-time in state history
- Averaged 42.9 points and 14.2 boards per game during his senior season
 - Dropped 50 or more points in six of his first 12 games
- Averaged 31.8 points and 11.4 rebounds per game during his junior season
 - Shot 59.1% from the floor and 39.6% from 3-point range
- Great size and frame, including an 86.5-inch wingspan and a team-high hand width of 11.5 inches

BIO BLAST

Birthday: Nov. 5

Parents: April and Tony Thomas

Major: Communication

Most prized possession ...
His shoe collection

Why No. 11 ...
Because it's his favorite number, No. 1, twice

Favorite tattoo ...
The one of him on his left shoulder sitting on a basketball

Game-By-Game Statistics

Opponent	Date	GS	Min	FG-A	Pct.	3FG-A	Pct.	FT-A	Pct.	Off-Def-Tot	PF	Ast	TO	Blk	Stl	Pts
----------	------	----	-----	------	------	-------	------	------	------	-------------	----	-----	----	-----	-----	-----

MISCELLANEOUS	2021-22	CAREER
Dunks	0	1
Double-Figure Scoring Games	0	4
Double-Figure Rebounding Games	0	0
Games With Double-Double	0	0
Games Led UK in Scoring	0	3
Games Led UK in Rebounding	0	1
Games Led UK in Assists	0	0
Games Led UK in Steals	0	4
Games Led UK in Blocks	0	1
Games With 3+ Assists	0	0
Games With 3+ Blocks	0	0
Games With 3+ Steals	0	0
Games With 3+ Three-Pointers	0	3

Career Statistics

Year	GP-GS	Min-Avg	FG-FGA	Pct	3FG-FGA	Pct	FT-FTA	Pct	Off-Def-Tot-Avg	PF-FO	Ast	TO	Blk	Stl	Pts	Avg
2020-21	22-1	309-14.0	39-100	.390	31-78	.397	9-14	.643	5-29-34-1.5	16-0	6	17	6	8	118	5.4
2021-22																
TOTAL	22-1	309-14.0	39-100	.390	31-78	.397	9-14	.643	5-29-34-1.5	16-0	6	17	6	8	118	5.4

KEION BROOKS JR.

Junior | Forward | 6-7 | 210 lbs | Fort Wayne, Ind. | La Lumiere School

12



[@KeionB_12](#) |
 [@keionb](#) |
 [@swvggy_key](#)

2021-22 SEASON/CAREER HIGHS		
Points		
Season	-	
Career	23, TENNESSEE (2/6/21)	
Rebounds		
Season	-	
Career	14, at Tennessee (2/20/21)	
Field Goals		
Season	-	
Career	8, 2x, last at Ole Miss (3/2/21)	
Field Goals Attempted		
Season	-	
Career	16, TENNESSEE (2/6/21)	
3-Point Field Goals		
Season	-	
Career	2, 2x, last at Missouri (2/3/21)	
3-Point Field Goals Attempted		
Season	-	
Career	4, 2x, last AUBURN (2/13/21)	
Free Throws		
Season	-	
Career	7, TENNESSEE (2/6/21)	
Free Throws Attempted		
Season	-	
Career	8, TENNESSEE (2/6/21)	
Assists		
Season	-	
Career	5, at Vanderbilt (2/17/21)	
Steals		
Season	-	
Career	2, 4x, last AUBURN (2/13/21)	
Blocked Shots		
Season	-	
Career	4, at Vanderbilt (2/17/21)	
Minutes Played		
Season	-	
Career	35, TENNESSEE (2/6/21)	
MISCELLANEOUS		
	2021-22	CAREER
Dunks	0	20
Double-Figure Scoring Games	0	16
Double-Figure Rebounding Games	0	2
Games With Double-Double	0	2
Games Led UK in Scoring	0	2
Games Led UK in Rebounding	0	9
Games Led UK in Assists	0	3
Games Led UK in Steals	0	2
Games Led UK in Blocks	0	6
Games With 3+ Assists	0	4
Games With 3+ Blocks	0	1
Games With 3+ Steals	0	0
Games With 3+ Three-Pointers	0	0

- Preseason All-SEC Second Team pick by the league's media and coaches
- Averaged 12.0 points with four total 3-pointers in the two exhibition games
 - Tied for the team high with 18 points on 7-of-12 shooting in the exhibition game vs. Kentucky Wesleyan
- "Way better, way more skilled," John Calipari said of the junior's start to the season
- Key leader on the team and one of three captains during the 2021-22 season
- Despite missing the first nine games in 2020-21 with a left leg injury, was a major contributor as a sophomore
 - Totaled career highs in virtually every major statistical category, including points (10.3) and rebounds (6.8) per game, the latter of which led the team
 - Scored in double figures in 11 of 16 games played
 - 10 points and career-high 14 rebounds in the upset win at No. 19/20 Tennessee
 - Career day in the home game vs. No. 11/10 Tennessee with 23 points and 11 rebounds for his first career double-double
 - Became the third player in the John Calipari era with at least 23 points and at least 10 rebounds off the bench
 - Major impact with 12 points, team-high-tying six boards, and team- and career-high four assists at Florida on just two days of practice after being medically cleared
- Played in all 31 games with six starts and five double-figure scoring games in his freshman season
 - Played a then-career-high 27 minutes in the 18-point comeback at Florida, posting his fifth double-figure scoring game of the season with 10 points, and two 3-pointers
 - Emerged as a spark in the games at Arkansas and vs. Georgia, posting 10 points and seven rebounds vs. the Razorbacks and eight points and five rebounds vs. the Bulldogs, igniting game-changing runs in both games
- Underrated athlete with a 37-inch maximum vertical and a 7-foot-1 wingspan
- Averaged 20.1 points and 7.5 rebounds per game for La Lumiere School, which appeared in the GEICO High School Nationals
 - In the semifinals of that tournament scored a team-high 20 points

BIO BLAST

Birthday: Aug. 7

Parents: Sarita and Keion Brooks Sr.

Major: Communication

Did you know ...
He tested at a 12th-grade reading level when he was in the fourth grade

Make a difference ...
Member of the NABC Player Development Coalition and the SEC Council on Racial Equality and Social Justice

Game-By-Game Statistics

Opponent	Date	GS	Min	FG-A	Pct.	3FG-A	Pct.	FT-A	Pct.	Off-Def-Tot	PF	Ast	TO	Blk	Stl	Pts
----------	------	----	-----	------	------	-------	------	------	------	-------------	----	-----	----	-----	-----	-----

Career Statistics

Year	GP-GS	Min-Avg	FG-FGA	Pct	3FG-FGA	Pct	FT-FTA	Pct	Off-Def-Tot-Avg	PF-FO	Ast	TO	Blk	Stl	Pts	Avg
2019-20	31-6	470-15.2	58-123	.472	5-19	.263	17-27	.630	31-68-99-3.2	46-0	6	25	13	11	138	4.5
2020-21	16-3	375-23.4	64-145	.441	6-28	.214	31-39	.795	40-68-108-6.8	44-2	26	30	13	10	165	10.3
2021-22																
TOTAL	47-9	845-18.0	122-268	.455	11-47	.234	48-66	.727	71-136-207-4.4	90-2	32	55	26	21	303	6.4



[@brennanc14](#) |
 [@brennanc14](#) |
 [@brennanc14](#) |
 [@brennancanada](#) |
 [@brennanc14](#)

2021-22 SEASON/CAREER HIGHS		
Points		
Season	-	
Career	-	
Rebounds		
Season	-	
Career	-	
Field Goals		
Season	-	
Career	-	
Field Goals Attempted		
Season	-	
Career	-	
3-Point Field Goals		
Season	-	
Career	-	
3-Point Field Goals Attempted		
Season	-	
Career	-	
Free Throws		
Season	-	
Career	-	
Free Throws Attempted		
Season	-	
Career	-	
Assists		
Season	-	
Career	-	
Steals		
Season	-	
Career	1, SOUTH CAROLINA (3/6/21)	
Blocked Shots		
Season	-	
Career	-	
Minutes Played		
Season	-	
Career	2, SOUTH CAROLINA (3/6/21)	
MISCELLANEOUS		
	2021-22	CAREER
Dunks	0	0
Double-Figure Scoring Games	0	0
Double-Figure Rebounding Games	0	0
Games With Double-Double	0	0
Games Led UK in Scoring	0	0
Games Led UK in Rebounding	0	0
Games Led UK in Assists	0	0
Games Led UK in Steals	0	0
Games Led UK in Blocks	0	0
Games With 3+ Assists	0	0
Games With 3+ Blocks	0	0
Games With 3+ Steals	0	0
Games With 3+ Three-Pointers	0	0

- Appeared in two games in 2020-21
 - Logged two minutes vs. South Carolina and recorded his first career steal
- Played in four games in his first season
 - Made first appearance as a Wildcat in regular-season action vs. Eastern Kentucky
- Capped his high school career with 1,371 career points and 776 rebounds
 - Two-year captain
 - Named an All-10th Region First Team selection
 - Averaged 15.0 points and 9.5 rebounds per game as a senior
 - 13 double-doubles
 - Double-digit scorer over his final three seasons
 - Three-time All-District Team selection and a three-time All-District Tournament Team pick
 - Team claimed two District 40 titles
 - 10th Region runners-up in 2019

BIO BLAST

Birthday: July 15

Parents: Melissa and Lynn Canada

Major: Communication

I'll be your hero ...

His definition of a hero is someone who you can rely on and follow

Fan of the Wildcats ...

Born in Lexington, Ky., and cheered for the Wildcats growing up. De'Aaron Fox is his favorite former Wildcat

Giving back ...

Participated in Big Brothers, Big Sisters

Game-By-Game Statistics

Opponent	Date	GS	Min	FG-A	Pct.	3FG-A	Pct.	FT-A	Pct.	Off-Def-Tot	PF	Ast	TO	Blk	Stl	Pts
----------	------	----	-----	------	------	-------	------	------	------	-------------	----	-----	----	-----	-----	-----

Career Statistics

Year	GP-GS	Min-Avg	FG-FGA	Pct	3FG-FGA	Pct	FT-FTA	Pct	Off-Def-Tot-Avg	PF-FO	Ast	TO	Blk	Stl	Pts	Avg
2019-20	4-0	3-0.8	0-0	.000	0-0	.000	0-0	.000	0-0-0-0.0	0-0	0	1	0	0	0	0.0
2020-21	2-0	3-1.5	0-0	.000	0-0	.000	0-0	.000	0-0-0-0.0	0-0	0	2	0	1	0	0.0
2021-22																
TOTAL	6-0	6-1.0	0-0	.000	0-0	.000	0-0	.000	0-0-0-0.0	0-0	0	3	0	1	0	0.0

ZAN PAYNE

RS-Junior | G/F | 6-4 | 215 lbs | Lexington, Ky. | Lexington Catholic High School

20



[@young_payne2321](#) |
 [@alexander.payne23](#) |
 [@ZanPaynepapi](#)

2021-22 SEASON/CAREER HIGHS		
Points		
Season	-	
Career	2, SOUTH CAROLINA (3/6/21)	
Rebounds		
Season	-	
Career	2, SOUTH CAROLINA (3/6/21)	
Field Goals		
Season	-	
Career	1, SOUTH CAROLINA (3/6/21)	
Field Goals Attempted		
Season	-	
Career	2, SOUTH CAROLINA (3/6/21)	
3-Point Field Goals		
Season	-	
Career	-	
3-Point Field Goals Attempted		
Season	-	
Career	-	
Free Throws		
Season	-	
Career	-	
Free Throws Attempted		
Season	-	
Career	-	
Assists		
Season	-	
Career	-	
Steals		
Season	-	
Career	-	
Blocked Shots		
Season	-	
Career	-	
Minutes Played		
Season	-	
Career	3, SOUTH CAROLINA (3/6/21)	
MISCELLANEOUS		
	2021-22	CAREER
Dunks	0	0
Double-Figure Scoring Games	0	0
Double-Figure Rebounding Games	0	0
Games With Double-Double	0	0
Games Led UK in Scoring	0	0
Games Led UK in Rebounding	0	0
Games Led UK in Assists	0	0
Games Led UK in Steals	0	0
Games Led UK in Blocks	0	0
Games With 3+ Assists	0	0
Games With 3+ Blocks	0	0
Games With 3+ Steals	0	0
Games With 3+ Three-Pointers	0	0

- Graduated in August with a degree in communication
- Appeared in two games in 2020-21 after missing the first two seasons from a knee injury suffered in high school
 - Played three minutes vs. South Carolina in the regular-season finale and scored his first points and grabbed his first two rebounds
 - Made his collegiate debut with a minute of action against Morehead Stat, his first action in any official game -- high school or college -- since February 2018
- Spent his first two seasons as Wildcat rehabbing his knee after suffering an injury during his senior season in high school. Took a medical redshirt in his first season
- A highly-productive player out of Lexington Catholic. Scored 1,282 career points, which ranks 14th all-time in program history
 - Also collected 934 career rebounds, which ranks fourth all-time in school history
 - Three-year starter in high school
 - Averaged 19.3 points and 8.7 rebounds a game as a senior at Lexington Catholic

BIO BLAST

Birthdate: March 23

Parents: Michelle and Kenny Payne

Degree: With a degree already in hand, he is now pursuing an undergraduate certificate in business and economics

Hitting the books ...
Three-time selection to the All-SEC Academic Team and a three-time Dean's List member

Gamer ...
A video game player, his favorites are NBA2K and Fortnite

Game-By-Game Statistics

Opponent	Date	GS	Min	FG-A	Pct.	3FG-A	Pct.	FT-A	Pct.	Off-Def-Tot	PF	Ast	TO	Blk	Stl	Pts
----------	------	----	-----	------	------	-------	------	------	------	-------------	----	-----	----	-----	-----	-----

Career Statistics

Year	GP-GS	Min-Avg	FG-FGA	Pct	3FG-FGA	Pct	FT-FTA	Pct	Off-Def-Tot-Avg	PF-FO	Ast	TO	Blk	Stl	Pts	Avg
2020-21	2-0	4-2.0	1-2	.500	0-0	.000	0-0	.000	1-1-2-1.0	0-0	0	0	0	0	2	1.0
2021-22																
TOTAL	2-0	4-2.0	1-2	.500	0-0	.000	0-0	.000	1-1-2-1.0	0-0	0	0	0	0	2	1.0

KELLAN GRADY

Graduate | Guard | 6-5 | 205 lbs | Boston | Davidson College

31



[@KellanGrady31](#) |
 [@kellangrady31](#)

2021-22 SEASON/CAREER HIGHS*	
Points	
Season	-
Career	39, at St. Bonaventure (2/27/18)
Rebounds	
Season	-
Career	10, vs. Marquette (11/28/19)
Field Goals	
Season	-
Career	12, 2x, last LIPSCOMB (3/9/19)
Field Goals Attempted	
Season	-
Career	26, at St. Bonaventure (2/27/18)
3-Point Field Goals	
Season	-
Career	7, 3x, last SOUTHERN VIRGINIA (2/19/21)
3-Point Field Goals Attempted	
Season	-
Career	14, at St. Boneventure (2/27/18)
Free Throws	
Season	-
Career	16, at St. Bonaventure (2/27/18)
Free Throws Attempted	
Season	-
Career	16, at St. Bonaventure (2/27/18)
Assists	
Season	-
Career	6, NEVADA (11/19/19)
Steals	
Season	-
Career	4, 2x, last vs. NEVADA (11/19/19)
Blocked Shots	
Season	-
Career	2, vs. Northeastern (11/24/18)
Minutes Played	
Season	-
Career	57, at George Washington (1/29/20)

MISCELLANEOUS	2021-22	CAREER*
Dunks	0	36
Double-Figure Scoring Games	0	96
Double-Figure Rebounding Games	0	1
Games With Double-Double	0	1
Games Led UK in Scoring	0	51
Games Led UK in Rebounding	0	15
Games Led UK in Assists	0	18
Games Led UK in Steals	0	41
Games Led UK in Blocks	0	11
Games With 3+ Assists	0	44
Games With 3+ Blocks	0	0
Games With 3+ Steals	0	11
Games With 3+ Three-Pointers	0	43

*includes Davidson statistics

- Graduate transfer from Davidson
- Preseason All-SEC Second Team pick by the league's media and coaches
- Lute Olson Award preseason watch list for the nation's best player
- Jerry West Award preseason watch list for the country's top shooting guard
- Sixth player in Davidson history with 2,000 career points
- Enters the 2021-22 season with the second-most points in the nation
- Had 13 points on 5-of-8 shooting, including three 3s, in the exhibition win over Miles College
- Made half of his shots (7 of 14) on the way to 16 points in the Blue-White Game
- Averaged more than 17 points per game in all four seasons at Davidson
- Named to the All-Atlantic 10 team all four seasons, including first-team honors his senior and sophomore seasons
- Averaged 17.1 points, 4.6 rebounds and 2.4 assists per game while starting in all 22 games in his senior season
 - Made three or more 3s in 11 outings
 - Recorded 32 points and six boards against George Mason
- Averaged 17.2 points per game, which ranked fifth in the league, in 2019-20
 - Averaged 18.0 points per game against league foes
 - Recorded his first-career double-double with 28 points and 10 rebounds against Marquette
- Ranked third in the league with 17.3 points per game
 - Topped double digits in 22 games, including 13 20-point efforts
 - NABC All-District Team honoree and three-time Atlantic 10 Player of the Week
 - Sunk five or more 3s in five outings
- Named the Atlantic 10 Rookie of the Year in his freshman season after averaging 18.0 points per game on 50.1% shooting
 - Five-time Atlantic 10 Rookie of the Week
 - Made the Atlantic 10 All-Tournament Team
 - Second freshman in school history to begin his career with consecutive 20-point outings
 - Made 73 3-pointers, including at least four treys in eight games
- Led Northfield Mount Hermon to the 2015 Massachusetts Division I state title and the 2016 New England Championship

BIO BLAST

Birthdate: Sept. 11

Parents: Danielle and Rob Grady

Major: Undergraduate certificate in business and economics

Social justice leader ...

Launched CARE, a social justice initiative aimed at raising awareness about racial injustice and to promote and create change in equality

Leadership runs in the family ...

Grandmother is Sophia Theresa Williams-de Bruyn, a former South African anti-apartheid activist

Game-By-Game Statistics

Opponent	Date	GS	Min	FG-A	Pct.	3FG-A	Pct.	FT-A	Pct.	Off-Def-Tot	PF	Ast	TO	Blk	Stl	Pts
----------	------	----	-----	------	------	-------	------	------	------	-------------	----	-----	----	-----	-----	-----

Career Statistics

Year	GP-GS	Min-Avg	FG-FGA	Pct	3FG-FGA	Pct	FT-FTA	Pct	Off-Def-Tot-Avg	PF-FO	Ast	TO	Blk	Stl	Pts	Avg
2017-18	33-32	1163-35.2	219-437	.501	73-196	.372	82-102	.804	23-85-108-3.3	68-0	64	32	3	27	593	18.0
2018-19	30-30	1127-37.6	194-430	.451	58-170	.341	72-98	.735	12-122-134-4.5	46-0	57	50	5	31	518	17.3
2019-20	30-29	1074-35.8	185-400	.463	51-137	.372	94-118	.797	17-110-127-4.2	55-1	75	63	5	35	515	17.2
2020-21	22-22	756-34.4	136-289	.471	58-152	.382	46-68	.676	9-93-102-4.6	26-0	52	35	5	17	376	17.1
2021-22																
TOTAL	115-113	4120-35.8	734-1556	.472	240-655	.366	294-386	.762	61-410-471-4.1	195-1	248	180	18	110	2002	17.4

OSCAR TSHIEBWE

Junior | Forward | 6-9 | 255 lbs | Lubumbashi, Democratic Republic of the Congo | West Virginia University

34



[@Oscartshiebwe34](#) |
 [@oscar_tshiebwe](#) |
 [@Oscartshiebwe34](#)
[@Oscartshiebwe4](#)

2021-22 SEASON/CAREER HIGHS*

Points	
Season	-
Career	21, BOSTON (11/22/19)
Rebounds	
Season	-
Career	18, vs. Wichita State (11/27/19)
Field Goals	
Season	-
Career	10, BOSTON (11/22/19)
Field Goals Attempted	
Season	-
Career	16, at Oklahoma (2/8/20)
3-Point Field Goals	
Season	-
Career	-
3-Point Field Goals Attempted	
Season	-
Career	-
Free Throws	
Season	-
Career	9, vs. Wichita State (11/27/19)
Free Throws Attempted	
Season	-
Career	13, vs. Wichita State (11/27/19)
Assists	
Season	-
Career	3, RICHMOND (12/13/20)
Steals	
Season	-
Career	3, 2x, last vs. Texas Tech (1/29/20)
Blocked Shots	
Season	-
Career	4, TEXAS TECH (1/11/20)
Minutes Played	
Season	-
Career	36, vs. Wichita State (11/27/19)

MISCELLANEOUS	2021-22	CAREER
Dunks	0	31
Double-Figure Scoring Games	0	24
Double-Figure Rebounding Games	0	15
Games With Double-Double	0	12
Games Led UK in Scoring	0	10
Games Led UK in Rebounding	0	20
Games Led UK in Assists	0	0
Games Led UK in Steals	0	18
Games Led UK in Blocks	0	11
Games With 3+ Assists	0	1
Games With 3+ Blocks	0	3
Games With 3+ Steals	0	2
Games With 3+ Three-Pointers	0	0

*includes West Virginia statistics

- Averaged a team-high 11.0 rebounds during the two exhibitions games
 - Double-double (11 points and 10 rebounds) in the exhibition game vs. Kentucky Wesleyan in just 17 minutes
- Dominant from start to finish in the Blue-White Game with game highs in points (25) and rebounds (21)
 - Fourteen of his 21 rebounds were on the offensive end
 - 12 of 15 from the floor
- Preseason All-SEC Second Team pick by the league's coaches and media
- Kareem Abdul-Jabbar preseason watch list for nation's best center
- Transferred to Kentucky in mid-January after a season and a half at West Virginia
 - Joined the team in early February but was not eligible for competition for the 2020-21 season under previous NCAA transfer rules; did practice with the team
- Appeared in 10 games his sophomore season and averaged 8.5 points and 7.8 rebounds
 - Two double-doubles in 2020-21, including 12 points and 15 rebounds in his final game at West Virginia
 - Recorded 14 points and nine rebounds vs. top-ranked Gonzaga
 - Posted 11 points and 16 rebounds against VCU
- Named to the 2019-20 All-Big 12 Conference Second Team and Big 12 All-Freshman Team in his first season in college
 - Started all 31 games as a freshman and led the team in scoring (11.2 points per game) and rebounding (9.3 boards per game)
 - Led WVU as a freshman with 19 games in double figures and 10 double-doubles
 - First in the Big 12 in offensive rebounds per game (4.1) and second in rebounds per game (9.3) as a freshman
 - Led the country in offensive rebounding percentage (19.0%) in 2019-20
- Tallied 1,480 career points at Kennedy Catholic High School
 - Selected for McDonald's All American Game and Nike Hoop Summit in 2019
 - Two-time Pennsylvania state champion
 - 2019 Gatorade Pennsylvania Player of the Year after averaging 23.2 points as a senior
- 3.2-second 3/4-court sprint despite massive frame

BIO BLAST

Birthdate: Nov. 27

Parents: Kaya Rosalie and the late Mbuyi Tshiebwe

Major: Communication

Did you know ...
He moved to the United States when he was 16 and had not seen his family in person since then until this past summer

He chose 34 because ...
His favorite big man of all-time is Hakeem Olajuwon, who wore No. 34 throughout his Hall of Fame career

Game-By-Game Statistics*

Opponent	Date	GS	Min	FG-A	Pct.	3FG-A	Pct.	FT-A	Pct.	Off-Def-Tot	PF	Ast	TO	Blk	Stl	Pts
----------	------	----	-----	------	------	-------	------	------	------	-------------	----	-----	----	-----	-----	-----

Career Statistics

Year	GP-GS	Min-Avg	FG-FGA	Pct	3FG-FGA	Pct	FT-FTA	Pct	Off-Def-Tot-Avg	PF-FO	Ast	TO	Blk	Stl	Pts	Avg
2019-20	31-31	717-23.1	123-223	.552	0-0	.000	102-144	.708	128-159-287-9.3	85-1	11	53	32	23	348	11.2
2020-21	10-10	200-20.0	34-65	.523	0-0	.000	17-28	.607	38-40-78-7.8	25-1	7	12	4	4	85	8.5
2021-22																
TOTAL	41-41	917-22.4	157-288	.545	0-0	.000	119-172	.692	166-199-365-8.9	110-2	18	65	36	27	433	10.6



[@lanceware12](#) |
 [@lance.ware](#)

2021-22 SEASON/CAREER HIGHS		
Points		
Season	-	
Career	8, at Missouri (2/3/21)	
Rebounds		
Season	-	
Career	13, at Mississippi State (1/2/21)	
Field Goals		
Season	-	
Career	3, 2x, last at Missouri (2/3/21)	
Field Goals Attempted		
Season	-	
Career	5, at Louisville (12/26/20)	
3-Point Field Goals		
Season	-	
Career	-	
3-Point Field Goals Attempted		
Season	-	
Career	-	
Free Throws		
Season	-	
Career	3, at Alabama (1/26/21)	
Free Throws Attempted		
Season	-	
Career	5, at Louisville (12/26/20)	
Assists		
Season	-	
Career	4, at Mississippi State (1/2/21)	
Steals		
Season	-	
Career	2, vs. North Carolina (12/19/20)	
Blocked Shots		
Season	-	
Career	3, at Missouri (2/3/21)	
Minutes Played		
Season	-	
Career	35, at Mississippi State (1/2/21)	
MISCELLANEOUS		
	2021-22	CAREER
Dunks	0	3
Double-Figure Scoring Games	0	0
Double-Figure Rebounding Games	0	2
Games With Double-Double	0	0
Games Led UK in Scoring	0	0
Games Led UK in Rebounding	0	2
Games Led UK in Assists	0	0
Games Led UK in Steals	0	1
Games Led UK in Blocks	0	2
Games With 3+ Assists	0	1
Games With 3+ Blocks	0	1
Games With 3+ Steals	0	0
Games With 3+ Three-Pointers	0	0

- Went toe to toe with Oscar Tshiebwe for most of the Blue-White Game and held his own with 20 points and 10 rebounds
- Key reserve for the Wildcats who added physicality and quality rebounding in his freshman season
 - Appeared in 21 games with three starts
 - Enjoyed a season-best performance at Missouri with eight points, 10 rebounds and a career-high three blocks in 29 minutes
 - Seven points in the win vs. LSU
 - Instrumental in the nine-point comeback at Mississippi State with a career-high 13 rebounds, a career-high four assists and four points in a career-high 35 minutes
 - Solid breakthrough performance vs. North Carolina, scoring his first field goals in addition to seven rebounds in 21 minutes
- Averaged 11.8 points, 7.9 rebounds, 1.3 assists, 1.4 steals and 1.3 blocks at Camden High School, which won its final 25 games
 - Named the NJ.com Player of the Year and was a NJ.com All-State First Team selection
 - Averaged 14.4 points, 6.4 rebounds and 2.4 blocks per game
 - Four-star prospect ranked as high as No. 36 in the 2020 class by Rivals
 - Selected to the Allen Iverson Roundball Classic
- 85-inch wingspan and 6.7% body fat

BIO BLAST

Birthday: Feb. 8

Parents: Monique Ripka and Stephen Ware

Major: Undeclared/exploratory studies in agriculture

Why No. 55 ...
Because it is unique

Rival motivation ...
Began pursuing basketball as a future career after meeting and training with Louisville great Pervis Ellison in middle school

Game-By-Game Statistics

Opponent	Date	GS	Min	FG-A	Pct.	3FG-A	Pct.	FT-A	Pct.	Off-Def-Tot	PF	Ast	TO	Blk	Stl	Pts
----------	------	----	-----	------	------	-------	------	------	------	-------------	----	-----	----	-----	-----	-----

Career Statistics

Year	GP-GS	Min-Avg	FG-FGA	Pct	3FG-FGA	Pct	FT-FTA	Pct	Off-Def-Tot-Avg	PF-FO	Ast	TO	Blk	Stl	Pts	Avg
2020-21	21-3	253-12.0	13-32	.406	0-0	.000	15-27	.556	24-39-63-3.0	41-1	8	19	11	6	41	2.0
2021-22																
TOTAL	21-3	253-12.0	13-32	.406	0-0	.000	15-27	.556	24-39-63-3.0	41-1	8	19	11	6	41	2.0

BLUE at WHITE

10/22/21 Rupp Arena, Lexington, KY
UK Blue-White Game

Game Time: 7:00 PM
Game Duration: 1:33
Attendance: 11,678

Officials: Vladimir Voyard-Tadal, R.B. Clyburn, Troy Mathis

BLUE - 108

NO.	Name	Min	FG		3P		FT		Rebounds			Fouls		TP	AS	TO	ST	Blocks		+/-
			M-A	M-A	M-A	M-A	OR	DR	TOT	PF	FD	BS	BA							
2	Sahvir Wheeler	28:11	5-12	1-4	0-0	0	0	0	3	0	11	10	3	0	0	0	0	2	23	
3	TyTy Washington, Jr.	25:35	5-12	2-4	0-0	0	2	2	0	2	12	8	0	3	0	0	0	36		
4	Daimion Collins	31:49	8-9	2-3	1-1	1	6	7	2	1	19	0	0	1	2	0	16			
23	Bryce Hopkins	09:36	3-5	1-2	1-2	0	4	4	0	1	8	1	0	0	0	0	15			
34	Oscar Tshiebwe	40:00	12-15	0-0	1-2	14	7	21	2	1	25	2	1	1	2	1	28			
11	Dontaie Allen	18:12	3-7	1-5	0-0	0	1	1	2	0	7	1	2	1	0	0	5			
31	Kellan Grady	28:08	6-12	2-6	0-0	0	2	2	1	0	14	1	0	0	0	0	11			
12	Keion Brooks, Jr.	08:11	5-6	2-2	0-0	0	1	1	0	0	12	0	0	0	0	0	12			
20	Zan Payne	06:17	0-2	0-1	0-0	1	0	1	1	0	0	1	0	0	0	0	-2			
25	Kareem Watkins	04:01	0-1	0-0	0-0	0	0	0	0	0	0	1	1	0	0	0	-4			
Team									0	1	1			0						
Totals			47-81	11-27	3-5	16	24	40	11	5	108	25	7	6	4	3	28			

Shooting By Period		
1st FG%	24-41	58.5%
3PT%	5-13	38.5%
FT%	2-4	50%
2nd FG%	23-40	57.5%
3PT%	6-14	42.9%
FT%	1-1	100%
GM FG%	47-81	58.0%
3PT%	11-27	40.7%
FT%	3-5	60.0%

Dead Ball Rebounds: 1, 0

Technical Fouls: NONE

WHITE - 80

NO.	Name	Min	FG		3P		FT		Rebounds			Fouls		TP	AS	TO	ST	Blocks		+/-
			M-A	M-A	M-A	M-A	OR	DR	TOT	PF	FD	BS	BA							
10	Davion Mintz	40:00	6-18	1-8	0-0	1	2	3	0	2	13	4	1	0	0	0	0	-28		
11	Dontaie Allen	17:47	4-6	1-2	0-0	0	0	0	1	0	9	0	2	0	0	0	-27			
12	Keion Brooks, Jr.	28:16	3-10	0-2	2-2	2	4	6	1	3	8	0	2	0	0	3	-13			
31	Kellan Grady	09:36	1-2	0-1	0-0	0	0	0	0	0	2	0	0	1	0	0	-15			
55	Lance Ware	37:16	8-13	0-0	4-4	6	4	10	3	3	20	0	5	0	1	0	-33			
3	TyTy Washington, Jr.	10:24	5-5	1-1	1-1	0	2	2	0	1	12	2	2	0	1	0	4			
23	Bryce Hopkins	30:24	3-10	2-3	2-2	2	3	5	0	2	10	1	0	2	0	0	-13			
4	Daimion Collins	08:11	1-2	1-1	0-0	0	0	0	0	0	3	0	0	1	1	1	-12			
2	Sahvir Wheeler	11:49	0-0	0-0	0-0	0	2	2	0	0	0	1	2	0	0	0	-5			
14	Brennan Canada	06:17	1-1	1-1	0-0	0	0	0	0	0	3	0	0	0	0	0	2			
Team									0	1	1			0						
Totals			32-67	7-19	9-9	11	18	29	5	11	80	8	14	4	3	4	-28			

Shooting By Period		
1st FG%	19-36	52.8%
3PT%	3-8	37.5%
FT%	3-3	100%
2nd FG%	13-31	41.9%
3PT%	4-11	36.4%
FT%	6-6	100%
GM FG%	32-67	47.8%
3PT%	7-19	36.8%
FT%	9-9	100.0%

Dead Ball Rebounds: 0, 1

Technical Fouls: NONE

	BLU	WHT
Biggest lead	33 (2 nd 5:14)	5 (1 st 17:18)
Best Scoring Run	13 (1 st 13:42)	8 (1 st 0:56)
Lead Changes	6	
Times Tied	1	
Time with Lead	36:48	02:55

Points from	BLU	WHT
Turnovers	23	8
Paint	68	40
Second Chance	19	12
Fast Breaks	22	10
Bench	33	28

	Period by Period Scoring		
	1st	2nd	TOT
BLU	55	53	108
WHT	44	36	80



Officials: Terry Oglesby, K.B. Burdett, Will Howard

Ky. Wesleyan - 72

Record: 0-0

NO.	Name	F	Min	FG			3P			FT			Rebounds			Fouls		TP	AS	TO	ST	Blocks		+/-
				M-A	M-A	M-A	OR	DR	TOT	PF	FD	BS	BA											
0	Antonio Thomas	F	18:20	1-3	0-1	0-0	0	3	3	1	2	2	4	1	1	0	1	0	1	0	1	-6		
30	Ben Sisson	F	20:42	3-5	0-0	0-0	1	1	2	1	3	6	1	0	0	0	0	0	0	0	0	-1		
2	Wyatt Battaile	G	29:47	2-10	1-4	0-0	0	3	3	0	2	5	1	3	0	1	1	1	1	1	-10			
5	Jordan Roland	G	29:01	2-9	1-4	0-0	0	1	1	4	0	5	0	2	1	0	0	0	0	0	-27			
21	Jomel Boyd	G	29:18	12-17	2-2	3-5	2	6	8	3	4	29	0	1	0	0	0	1	1	1	-2			
4	Jamil Wilson		20:19	7-10	1-1	0-0	0	2	2	2	1	15	0	1	0	0	0	0	0	0	-14			
13	Nathan Boyle		12:21	0-2	0-2	0-0	1	0	1	0	2	0	0	0	0	0	0	0	0	0	-11			
20	Sasha Sukhanov		08:26	0-2	0-1	0-0	1	2	3	1	0	0	0	0	1	0	0	0	0	0	-18			
11	AJ Youngman		08:03	2-3	2-3	0-0	1	3	4	1	0	6	0	1	0	0	0	0	0	0	2			
12	Edward Jones, Jr.		09:23	0-3	0-1	2-2	1	1	2	1	1	2	1	0	0	0	0	0	0	0	-11			
1	Kaeveon Mitchell		08:56	0-0	0-0	0-0	0	0	0	3	0	0	1	0	0	0	0	0	0	0	-5			
3	Scotty Draud		01:21	0-0	0-0	0-0	0	0	0	0	0	0	0	1	0	0	0	0	0	0	-3			
14	Keegan Brewer		01:21	1-1	0-0	0-0	0	0	0	0	0	2	0	0	0	0	0	0	0	0	-3			
32	Preston Murrell		01:21	0-0	0-0	0-0	0	0	0	0	0	0	0	0	0	0	0	0	0	0	-3			
33	Cameron Frantz		01:21	0-0	0-0	0-0	0	0	0	0	0	0	0	0	0	0	0	0	0	0	-3			
Team							0	2	2			0		1										
Totals				30-65	7-19	5-7	7	24	31	17	15	72	8	12	2	1	4					-23		

Shooting By Period		
1st FG%	12-33	36.4%
3PT%	3-10	30.0%
FT%	3-3	100%
2nd FG%	18-32	56.3%
3PT%	4-9	44.4%
FT%	2-4	50%
GM FG%	30-65	46.2%
3PT%	7-19	36.8%
FT%	5-7	71.4%

Dead Ball Rebounds: 2, 1

Technical Fouls::NONE

Kentucky - 95

Record: 0-0

NO.	Name	F	Min	FG			3P			FT			Rebounds			Fouls		TP	AS	TO	ST	Blocks		+/-
				M-A	M-A	M-A	OR	DR	TOT	PF	FD	BS	BA											
12	Keion Brooks Jr.	F	21:15	7-12	4-6	0-0	1	7	8	0	0	18	0	1	1	0	0	0	0	0	0	25		
34	Oscar Tshiebwe	F	17:08	4-4	0-0	3-4	5	5	10	2	4	11	1	1	0	0	0	0	0	0	0	26		
2	Sahvir Wheeler	G	23:10	3-7	1-2	3-4	0	3	3	1	2	10	6	1	3	0	0	0	0	0	0	27		
3	TyTy Washington Jr.	G	24:59	7-9	3-3	1-2	0	1	1	2	4	18	2	1	2	0	0	0	0	0	-1			
31	Kellan Grady	G	23:37	3-8	1-4	0-0	1	0	1	0	0	7	2	0	0	0	0	0	0	0	11			
4	Daimion Collins		21:35	3-5	0-1	0-1	1	1	2	3	1	6	0	1	0	1	0	1	0	0	12			
23	Bryce Hopkins		17:35	2-8	0-4	0-0	2	3	5	3	0	4	1	1	0	0	0	1	0	1	2			
10	Davion Mintz		24:02	5-10	1-5	1-1	1	3	4	1	3	12	6	1	1	1	0	1	0	-1				
55	Lance Ware		16:19	2-2	0-0	0-1	1	2	3	2	2	4	0	2	0	2	0	2	0	0	-5			
11	Dontaie Allen		10:20	2-6	1-4	0-0	0	1	1	1	1	5	2	0	0	0	0	0	0	0	19			
Team							0	1	1			0		0										
Totals				38-71	11-29	8-13	12	27	39	15	17	95	20	9	7	4	1	23						

Shooting By Period		
1st FG%	20-34	58.8%
3PT%	5-14	35.7%
FT%	3-3	100%
2nd FG%	18-37	48.6%
3PT%	6-15	40.0%
FT%	5-10	50%
GM FG%	38-71	53.5%
3PT%	11-29	37.9%
FT%	8-13	61.5%

Dead Ball Rebounds: 1, 1

Technical Fouls::NONE

	KYW	UKY
Biggest lead	0 (1st 20:00)	32 (2nd 7:46)
Best Scoring Run	8(1st 4:05)	12(1st 7:00)
Lead Changes	0	
Times Tied	0	
Time with Lead	00:00	39:35

Points from	KYW	UKY
Turnovers	7	18
Paint	28	42
Second Chance	7	20
Fast Breaks	0	21
Bench	25	31

	Period by Period Scoring		
	1st	2nd	TOT
KYW	30	42	72
UKY	48	47	95



Miles at Kentucky

11/05/21 Rupp Arena, Lexington
2021-22 Men's Basketball

Game Time: 7:00 PM
Game Duration: 2:05
Attendance: 17,814

Officials: Mike Nance, Olandis Poole, Rob Rorke

Miles - 71

Record: 0-0

NO.	Name	F	Min	FG			3P			FT			Rebounds			Fouls		TP	AS	TO	ST	Blocks		+/-
				M-A	M-A	M-A	OR	DR	TOT	PF	FD	OR	DR	TOT	PF	FD	BS					BA		
33	Joel Logan	F	26:08	4-5	0-1	0-0	2	5	7	2	0	8	3	1	1	2	0	-11						
1	Yasim Hooker	G	21:20	4-9	1-2	2-7	1	4	5	4	5	11	3	0	2	0	1							
4	Roger Davis	G	22:58	5-9	4-7	0-0	0	2	2	1	0	14	0	0	0	0	-6							
5	Brandon Miller	G	36:02	4-7	3-5	0-0	1	4	5	1	3	11	8	5	1	0	-3							
13	Elijah Horton	G	24:53	3-5	3-5	0-0	0	2	2	1	0	9	1	1	0	0	-6							
2	Truitt Spencer		22:00	2-6	2-4	0-0	0	0	0	0	1	6	1	1	0	0	-5							
20	Chase Ballard		02:39	0-0	0-0	0-0	0	0	0	1	0	0	1	3	0	0	-3							
22	Mykayle Carter		11:04	2-6	2-5	0-0	0	3	3	1	0	6	0	1	0	0	-2							
25	Anthony Fairley		12:21	2-4	0-0	0-0	2	3	5	3	0	4	0	2	0	1	0							
23	Patrick Rucker		09:53	1-1	0-0	0-0	0	1	1	1	0	2	1	2	0	0	3							
44	Josh Hill		07:32	0-1	0-0	0-0	0	0	0	1	0	0	0	0	0	0	1							
11	Kendrick Foster		01:35	0-1	0-1	0-0	0	0	0	0	0	0	0	0	0	0	-7							
35	Jacorian Dalton		01:35	0-1	0-0	0-0	1	0	1	0	0	0	0	1	0	0	-7							
Team							0	0	0			0		1										
Totals				27-55	15-30	2-7	7	24	31	16	9	71	18	18	4	3	3	-9						

Shooting By Period		
1st FG%	17-29	58.6%
3PT%	11-15	73.3%
FT%	1-3	33.3%
2nd FG%	10-26	38.5%
3PT%	4-15	26.7%
FT%	1-4	25%
GM FG%	27-55	49.1%
3PT%	15-30	50.0%
FT%	2-7	28.6%

Dead Ball Rebounds: 2, 0

Technical Fouls::NONE

Kentucky - 80

Record: 0-0

NO.	Name	F	Min	FG			3P			FT			Rebounds			Fouls		TP	AS	TO	ST	Blocks		+/-
				M-A	M-A	M-A	OR	DR	TOT	PF	FD	OR	DR	TOT	PF	FD	BS					BA		
12	Keion Brooks Jr.	F	18:24	2-6	0-2	2-2	0	1	1	2	1	6	0	1	0	0	-2							
34	Oscar Tshiebwe	F	23:19	1-3	0-0	2-5	4	8	12	3	3	4	0	2	0	0	18							
2	Sahvir Wheeler	G	31:23	6-9	2-4	1-3	0	3	3	2	4	15	6	4	2	0	4							
3	TyTy Washington Jr.	G	32:11	6-13	3-3	0-0	1	3	4	0	1	15	6	2	0	0	12							
31	Kellan Grady	G	22:08	5-8	3-3	0-0	0	1	1	0	0	13	1	0	1	0	9							
55	Lance Ware		10:51	0-2	0-0	0-0	1	1	2	0	2	0	1	1	0	1	-1							
4	Daimion Collins		12:21	0-3	0-1	0-1	2	1	3	1	1	0	0	2	0	0	-8							
23	Bryce Hopkins		11:57	2-6	0-0	0-1	2	1	3	0	3	4	1	0	0	0	-1							
10	Davion Mintz		10:58	1-1	0-0	0-0	0	0	0	0	0	2	0	0	1	0	1							
0	Jacob Toppin		15:38	5-7	0-1	2-2	2	2	4	0	1	12	1	0	0	0	13							
11	Dontaie Allen		10:50	3-5	3-5	0-0	0	3	3	1	0	9	0	1	0	0	0							
Team							1	0	1			0		0										
Totals				31-63	11-19	7-14	13	24	37	9	16	80	16	13	4	3	3	9						

Shooting By Period		
1st FG%	14-31	45.2%
3PT%	6-11	54.5%
FT%	5-6	83.3%
2nd FG%	17-32	53.1%
3PT%	5-8	62.5%
FT%	2-8	25%
GM FG%	31-63	49.2%
3PT%	11-19	57.9%
FT%	7-14	50.0%

Dead Ball Rebounds: 2, 0

Technical Fouls::NONE

	MIL	UKY
Biggest lead	10 (1 st 5:28)	16 (2 nd 1:47)
Best Scoring Run	9(2 nd 0:31)	14(2 nd 10:59)
Lead Changes	4	
Times Tied	1	
Time with Lead	22:08	17:04

Points from	MIL	UKY
Turnovers	17	26
Paint	18	36
Second Chance	10	14
Fast Breaks	10	14
Bench	18	27

	Period by Period Scoring		
	1st	2nd	TOT
MIL	46	25	71
UKY	39	41	80

THE STAT CREW SYSTEM
Kentucky Combined Team Statistics (as of Nov 05, 2021)
All games

RECORD:	OVERALL	HOME	AWAY	NEUTRAL
ALL GAMES	2-0	2-0	0-0	0-0
CONFERENCE	0-0	0-0	0-0	0-0
NON-CONFERENCE	2-0	2-0	0-0	0-0

#	Player	gp-gs	min	avg	Total		3-Point		F-Throw		Rebounds				pf	dq	a	to	blk	stl	pts	avg		
					fg-fga	fg%	3fg-fga	3fg%	ft-fla	ft%	off	def	tot	avg										
03	TyTy Washington Jr.	2-2	57	28.5	13-22	.591	6-6	1.000	1-2	.500	1	4	5	2.5	2	0	8	3	0	2	33	16.5		
02	Sahvir Wheeler	2-2	54	27.0	9-16	.563	3-6	.500	4-7	.571	0	6	6	3.0	3	0	12	5	0	5	25	12.5		
12	Keion Brooks Jr.	2-2	40	20.0	9-18	.500	4-8	.500	2-2	1.000	1	8	9	4.5	2	0	0	2	0	1	24	12.0		
00	Jacob Toppin	1-0	16	16.0	5-7	.714	0-1	.000	2-2	1.000	2	2	4	4.0	0	0	1	0	0	0	12	12.0		
31	Kellan Grady	2-2	46	23.0	8-16	.500	4-7	.571	0-0	.000	1	1	2	1.0	0	0	3	0	0	1	20	10.0		
34	Oscar Tshiebwe	2-2	40	20.0	5-7	.714	0-0	.000	5-9	.556	9	13	22	11.0	5	0	1	3	0	0	15	7.5		
10	Davion Mintz	2-0	35	17.5	6-11	.545	1-5	.200	1-1	1.000	1	3	4	2.0	1	0	6	1	1	2	14	7.0		
11	Dontae Allen	2-0	21	10.5	5-11	.455	4-9	.444	0-0	.000	0	4	4	2.0	2	0	2	1	2	0	14	7.0		
23	Bryce Hopkins	2-0	30	15.0	4-14	.286	0-4	.000	0-1	.000	4	4	8	4.0	3	0	2	1	0	0	8	4.0		
04	Daimion Collins	2-0	34	17.0	3-8	.375	0-2	.000	0-2	.000	3	2	5	2.5	4	0	0	3	1	0	6	3.0		
55	Lance Ware	2-0	27	13.5	2-4	.500	0-0	.000	0-1	.000	2	3	5	2.5	2	0	1	3	3	0	4	2.0		
Team											1	1	2											
Total.....		2	400		69-134	.515	22-48	.458	15-27	.556	25	51	76	38.0	24	0	36	22	7	11	175	87.5		
Opponents.....		2	400		57-120	.475	22-49	.449	7-14	.500	14	48	62	31.0	33	-	26	30	4	6	143	71.5		

TEAM STATISTICS	UK	OPP	Date	Opponent	Score	Att.
SCORING	175	143	10/29/21	KY. WESLEYAN	w 95-72	17133
Points per game	87.5	71.5	11/5/21	MILES	w 80-71	17814
Scoring margin	+16.0	-	* - Conference game			
FIELD GOALS-ATT	69-134	57-120				
Field goal pct	.515	.475				
3 POINT FG-ATT	22-48	22-49				
3-point FG pct	.458	.449				
3-pt FG made per game	11.0	11.0				
FREE THROWS-ATT	15-27	7-14				
Free throw pct	.556	.500				
F-Throws made per game	7.5	3.5				
REBOUNDS	76	62				
Rebounds per game	38.0	31.0				
Rebounding margin	+7.0	-				
ASSISTS	36	26				
Assists per game	18.0	13.0				
TURNOVERS	22	30				
Turnovers per game	11.0	15.0				
Turnover margin	+4.0	-				
Assist/turnover ratio	1.6	0.9				
STEALS	11	6				
Steals per game	5.5	3.0				
BLOCKS	7	4				
Blocks per game	3.5	2.0				
ATTENDANCE	34947	0				
Home games-Avg/Game	2-17474	0-0				
Neutral site-Avg/Game	-	0-0				

Score by Periods	1st	2nd	Totals
Kentucky	87	88	175
Opponents	76	67	143

THE STAT CREW SYSTEM
Kentucky Combined Team Statistics (as of Apr 07, 2021)
All games

RECORD:	OVERALL	HOME	AWAY	NEUTRAL
ALL GAMES	9-16	5-6	4-6	0-4
CONFERENCE	8-9	4-4	4-5	0-0
NON-CONFERENCE	1-7	1-2	0-1	0-4

#	Player	gp-gs	min	avg	Total		3-Point		F-Throw		Rebounds				pf	dq	a	to	blk	stl	pts	avg		
					fg-fga	fg%	3fg-fga	3fg%	ft-fla	ft%	off	def	tot	avg										
10	Davion Mintz	25-21	769	30.8	96-242	.397	56-148	.378	40-61	.656	19	60	79	3.2	49	1	77	47	5	25	288	11.5		
03	Brandon Boston Jr.	25-24	759	30.4	103-290	.355	30-100	.300	51-65	.785	33	79	112	4.5	49	1	40	36	4	33	287	11.5		
30	Olivier Sarr	25-25	628	25.1	93-198	.470	12-26	.462	72-91	.791	52	78	130	5.2	77	3	32	51	30	10	270	10.8		
12	Keion Brooks Jr.	16-3	375	23.4	64-145	.441	6-28	.214	31-39	.795	40	68	108	6.8	44	2	26	30	13	10	165	10.3		
05	Terrence Clarke	8-6	228	28.5	32-76	.421	5-23	.217	8-17	.471	6	15	21	2.6	16	2	16	22	1	5	77	9.6		
23	Isaiah Jackson	25-18	519	20.8	74-137	.540	0-2	.000	63-90	.700	53	112	165	6.6	75	6	17	38	65	19	211	8.4		
02	Devin Askew	25-20	722	28.9	49-142	.345	15-54	.278	50-62	.806	9	55	64	2.6	46	0	73	50	7	23	163	6.5		
11	Dontae Allen	22-1	309	14.0	39-100	.390	31-78	.397	9-14	.643	5	29	34	1.5	16	0	6	17	6	8	118	5.4		
00	Jacob Toppin	24-2	412	17.2	44-99	.444	4-13	.308	32-41	.780	22	63	85	3.5	26	0	16	20	6	11	124	5.2		
55	Lance Ware	21-3	253	12.0	13-32	.406	0-0	.000	15-27	.556	24	39	63	3.0	41	1	8	19	11	6	41	2.0		
21	Cam/Ron Fletcher	9-1	60	6.7	7-13	.538	1-4	.250	0-2	.000	3	12	15	1.7	10	0	3	3	0	5	15	1.7		
20	Zan Payne	2-0	4	2.0	1-2	.500	0-0	.000	0-0	.000	1	1	2	1.0	0	0	0	0	0	0	2	1.0		
14	Brennan Canada	2-0	3	1.5	0-0	.000	0-0	.000	0-0	.000	0	0	0	0.0	0	0	0	2	0	1	0	0.0		
25	Kareerm Watkins	1-0	2	2.0	0-0	.000	0-0	.000	0-0	.000	0	0	0	0.0	0	0	0	0	0	0	0	0.0		
13	Riley Welch	3-1	7	2.3	0-0	.000	0-0	.000	0-0	.000	0	1	1	0.3	1	0	0	1	0	1	0	0.0		
Team											33	39	72											
Total.....		25	5050		615-1476	.417	160-476	.336	371-509	.729	300	651	951	38.0	450	16	314	349	148	157	1761	70.4		
Opponents.....		25	5050		628-1521	.413	164-525	.312	334-451	.741	286	619	905	36.2	456	9	308	317	91	154	1754	70.2		

TEAM STATISTICS	UK	OPP	Date	Opponent	Score	Att.	
SCORING	1761	1754	1	11/25/20	MOREHEAD STATE	w 81-45	3075
Points per game	70.4	70.2	1	11/29/20	RV/RV RICHMOND	L 64-76	3075
Scoring margin	+0.3	-	2	12/1/20	vs #7/5 Kansas	L 62-65	0
FIELD GOALS-ATT	615-1476	628-1521	3	12/6/20	vs Georgia Tech	L 62-79	0
Field goal pct	.417	.413		12/12/20	NOTRE DAME	L 63-64	3075
3 POINT FG-ATT	160-476	164-525	4	12/19/20	vs #22/21 North Carolina	L 63-75	0
3-point FG pct	.336	.312		12/26/20	at RV/RV Louisville	L 59-62	3281
3-pt FG made per game	6.4	6.6	*	1/2/21	at Mississippi State	wo2 78-73	1000
FREE THROWS-ATT	371-509	334-451	*	1/5/21	VANDERBILT	w 77-74	3075
Free throw pct	.729	.741	*	1/9/21	at RV/RV Florida	w 76-58	2324
F-Throws made per game	14.8	13.4	*	1/12/21	RV/24 ALABAMA	L 65-85	3075
REBOUNDS	951	905	*	1/16/21	at Auburn	L 59-66	1824
Rebounds per game	38.0	36.2	*	1/20/21	at Georgia	L 62-63	1638
Rebounding margin	+1.8	-	*	1/23/21	RV/RV LSU	w 82-69	3075
ASSISTS	314	308	*	1/26/21	at #9/8 Alabama	L 59-70	2055
Assists per game	12.6	12.3	*	2/3/21	at #18/17 Missouri	L 70-75	3033
TURNOVERS	349	317	*	2/6/21	#11/10 TENNESSEE	L 71-82	3075
Turnovers per game	14.0	12.7	*	2/9/21	RV/RV ARKANSAS	L 80-81	3075
Turnover margin	-1.3	-	*	2/13/21	AUBURN	w 82-80	3075
Assist/turnover ratio	0.9	1.0	*	2/17/21	at Vanderbilt	w 82-78	164
STEALS	157	154	*	2/20/21	at #19/20 Tennessee	w 70-55	4191
Steals per game	6.3	6.2	*	2/27/21	FLORIDA	L 67-71	3075
BLOCKS	148	91	*	3/2/21	at Ole Miss	L 62-70	895
Blocks per game	5.9	3.6	*	3/6/21	SOUTH CAROLINA	w 92-64	3075
ATTENDANCE	33825	22138	5	3/11/21	vs Mississippi State	L 73-74	1733
Home games-Avg/Game	11-3075	10-2040					
Neutral site-Avg/Game	-	4-433					

* = Conference game

1 = Bluegrass Showcase (Rupp Arena | Lexington, Ky.)

2 = Champions Classic (Bankers Life Fieldhouse | Indianapolis)

3 = Holiday Hoopsgiving (State Farm Arena | Atlanta)

4 = CBS Sports Classic (Rocket Mortgage FieldHouse | Cleveland)

5 = SEC Tournament (Bridgestone Arena | Nashville, Tenn.)

Score by Periods	1st	2nd	OT	OT2	Totals
Kentucky	846	898	7	10	1761
Opponents	843	899	7	5	1754