



# KENTUCKY

## 2021-22 MEN'S BASKETBALL



8 NATIONAL CHAMPIONSHIPS | MOST WINS IN COLLEGE BASKETBALL | 49 SEC TITLES | 31 SEC TOURNAMENT CHAMPIONSHIPS | 55 ALL-AMERICANS | 134 NBA DRAFT PICKS

### SOUTHERN (3-5) at #10/12 KENTUCKY (6-1)

Tuesday, Dec. 7 • 7 p.m. • Rupp Arena at Central Bank Center (20,500) • Lexington, Ky.

#TGT #BuiltDifferent #LaFamilia • @KentuckyMBB

#### THE MATCHUP

**Series Breakdown**

- Overall - 0-0<sup>A</sup>
- in Lexington - 0-0
- Calipari vs. SU - 0-0
- Woods vs. UK - 0-3
- Current UK Streak - NA<sup>A</sup>

<b>John Calipari</b>	<b>Sean Woods</b>
Overall Record: 790-234*	Overall Record: 162-206
Record at UK: 345-94	Record at SU: 35-56
Overall Seasons: 30th	Overall Seasons: 13th
at Kentucky: 13th	at Southern: 4th

<sup>A</sup>on-court record  
<sup>A</sup>UK win voided by probation

#### BY THE NUMBERS

<b>2,333</b>	All-time victories, the most in the NCAA
<b>49</b>	SEC regular-season titles in program history
<b>9</b>	Upperclassmen on roster, most in Calipari era
<b>6</b>	Tshiebwe's nation-leading double-doubles


#### TALE OF THE TAPE

UK	STAT	SU
83.6	Points Per Game	72.0
60.4	Opp. Pts. Per Game	73.5
46.6	Rebounds PG	31.4
+19.4	Rebound Margin	-6.4
17.1	Assists PG	13.1
5.1	Blocks PG	2.6
6.9	Steals PG	10.4
.483	FG Pct.	.436
.383	Opp. FG Pct.	.464
.331	3-Pt. FG Pct.	.385
.289	Opp. 3-Pt. FG Pct.	.312
.778	FT Pct.	.679

#### A UK WIN WOULD ...

- Be Kentucky's seventh straight, its best winning streak since February 2020
- Improve the Wildcats' record to 195-17 at home under Calipari
- Be eight straight victories at Rupp Arena dating back to last season
- Push Kentucky's record to 282-55 vs. Associated Press unranked competition under Calipari
- Improve UK's record to 102-6 in Rupp Arena vs. nonconference foes under Calipari

#### LAST GAME'S STARTERS




**2 SAHVIR WHEELER**  
5-9 • 180 • GUARD • JUNIOR  
HOUSTON | UNIVERSITY OF GEORGIA

Leads the country with 8.7 assists per game | Had a career-high 14 assists vs. North Florida | Preseason All-SEC First Team (media/coaches) | Bob Cousy Award preseason watch list | Led the SEC in assists per game as a sophomore




**3 TYTY WASHINGTON JR.**  
6-3 • 197 • GUARD • FRESHMAN  
PHOENIX | AZ COMPASS PREP

SEC Freshman of the Week (11/22) | Leads UK with 14.9 points per game | Two 20-point outings | Shooting better than 50% over the last six | Consensus five-star prospect | No. 14 overall player in 2021 class by Rivals and ESPN




**31 KELLAN GRADY**  
6-5 • 205 • GUARD • GRADUATE  
BOSTON | DAVIDSON COLLEGE

Team-best 13 3s on 41.9% 3-point shooting | Preseason All-SEC Second Team (media/coaches) | Jerry West Award preseason watch list | Second-most returning points in college basketball (2,002) | Four-time All-Atlantic 10 pick



**12 KEION BROOKS JR.**  
6-7 • 210 • FORWARD • JUNIOR  
FORT WAYNE, IND. | LA LUMIERE SCHOOL

Double-figure scoring in four of six games played | Averaging 13.3 points, 5.2 rebounds per game | Shooting 47.1% on the season | Posted 22 points and eight rebounds vs. Ohio | Preseason All-SEC Second Team (media/coaches)



**34 OSCAR TSHIEBWE**  
6-9 • 255 • FORWARD • JUNIOR  
LUBUMBASHI, D.R. OF THE CONGO | WEST VIRGINIA UNIV.

Nation-leading 16.0 rebounds per game | Leads country in double-doubles (6), and offensive rebound percentage (28.8%) | UK Rupp Arena record of 20 boards vs. Robert Morris | Preseason All-SEC Second Team (media/coaches)

#### STATISTICAL LEADERS

POINTS PER GAME		
UK	TyTy Washington Jr.	14.9
SU	Tyrone Lyons	14.3
REBOUNDS PER GAME		
UK	Oscar Tshiebwe	16.0
SU	Damien Sears	6.5
ASSISTS PER GAME		
UK	Sahvir Wheeler	8.7
SU	Jayden Saddler	4.0
STEALS PER GAME		
UK	Sahvir Wheeler	1.6
SU	Terrell Williams Jr.	1.8
BLOCKS PER GAME		
UK	Oscar Tshiebwe	1.7
SU	Tyrone Lyons	1.0
3-POINTERS		
UK	Kellan Grady	13
SU	Brion Whitley	21
FIELD-GOAL PERCENTAGE		
UK	Daimion Collins	.640
SU	J'Quan Ewing	.571
FREE-THROW PERCENTAGE		
UK	Allen/Payne	1.000
SU	Tyrone Lyons	.793

#### NEED TO KNOW

Through games on Nov. 29, Oscar Tshiebwe led the nation in rebounding (16.0), offensive rebounding percentage (28.6%) and double-doubles (six). He has grabbed double-figure boards in all seven games

With Tshiebwe leading the charge, Kentucky leads the country in rebounding margin with a plus-19.4 mark per game, and is second in rebounds per game (46.6). During UK's six-game winning streak, UK is averaging a plus-21.2 rebounding margin

Through games on Nov. 29, Sahvir Wheeler leads the country with 8.7 assists per game. He has three games with double-figure assists this season

UK has held five of its last six opponents to less than 40% from the field

The Unity Series is a five-year series between Kentucky and schools from the SWAC, which is made up of historically black colleges and universities. The games will seek to raise awareness of the missions of the HBCUs

#### SCHEDULE

##### OCTOBER

29 10/11 -/ ^ KENTUCKY WESLEYAN SECN W, 95-72

##### NOVEMBER

5 10/11 -/ ^ MILES COLLEGE SECN W, 80-71  
9 10/11 9/9 vs. Duke<sup>1</sup> ESPN L, 79-71  
12 10/11 -/ ROBERT MORRIS<sup>2</sup> SECN W, 100-60  
16 13/11 -/ MOUNT ST. MARY'S<sup>2</sup> SECN W, 80-55  
19 13/11 RV/- OHIO<sup>2</sup> SECN W, 77-59  
22 10/13 -/ UALBANY SECN+ W, 88-61  
26 10/13 -/ NORTH FLORIDA SECN W, 86-52  
29 9/10 -/ CENTRAL MICHIGAN SECN+ W, 85-57

##### DECEMBER

7 10/12 -/ SOUTHERN<sup>3</sup> SECN 7 p.m.  
11 10/12 -/ at Notre Dame ESPN 5:15 p.m.  
18 -/ -/ vs. Ohio State<sup>4</sup> CBS 5:15 p.m.  
22 -/ -/ LOUISVILLE ESPN 6 p.m.  
29 -/ -/ MISSOURI\* SECN 7 p.m.  
31 -/ -/ HIGH POINT SECN Noon

##### JANUARY

4 -/ -/ at LSU\* ESPN 7 p.m.  
8 -/ -/ GEORGIA\* SECN 6 p.m.  
11 -/ -/ at Vanderbilt\* ESPN/2 7 p.m.  
15 -/ -/ TENNESSEE\* ESPN 1 p.m.  
19 -/ -/ at Texas A&M\* SECN 8:30 p.m.  
22 -/ -/ at Auburn\* CBS 1/1:30 p.m.  
25 -/ -/ MISSISSIPPI STATE\* ESPN 9 p.m.  
29 -/ -/ at Kansas<sup>5</sup> ESPN 6 p.m.

##### FEBRUARY

2 -/ -/ VANDERBILT\* SECN 7 p.m.  
5 -/ -/ at Alabama\* ESPN/2 8 p.m.  
8 -/ -/ at South Carolina\* ESPN/2 7 p.m.  
12 -/ -/ FLORIDA\* ESPN/2 4 p.m.  
15 -/ -/ at Tennessee\* ESPN/2 9 p.m.  
19 -/ -/ ALABAMA\* CBS 1 p.m.  
23 -/ -/ LSU\* ESPN/2 9 p.m.  
26 -/ -/ at Arkansas\* CBS 2 p.m.

##### MARCH

1 -/ -/ OLE MISS\* ESPN/2 7 p.m.  
5 -/ -/ at Florida\* CBS 2 p.m.

All times Eastern | \*SEC conference game | HOME GAMES IN CAPS | <sup>A</sup>Exhibition  
<sup>1</sup> Champions Classic (New York | Madison Square Garden)  
<sup>2</sup> The Kentucky Classic (Rupp Arena | Lexington, Ky.)  
<sup>3</sup> Unity Series (Rupp Arena | Lexington, Ky.)  
<sup>4</sup> CBS Sports Classic (T-Mobile Arena | Las Vegas)  
<sup>5</sup> Big 12/SEC Challenge (Allen Fieldhouse | Lawrence, Kan.)  
<sup>6</sup> SEC Tournament (Bridgestone Arena | Nashville, Tenn.)

#### BROADCAST INFO

##### TELEVISION

Play-by-play: Mike Morgan  
Analyst: Pat Bradley



##### HOME RADIO

Play-by-play: Tom Leach  
Analyst: Mike Pratt








##### SATELLITE RADIO

Sirus: 133  
XM: 190  
SXM App: 961



# TV CHART

							
<b>0</b> <b>JACOB TOPPIN</b>	<b>1</b> <b>CJ FREDRICK</b>	<b>2</b> <b>SAHVIR WHEELER</b>	<b>3</b> <b>TYTY WASHINGTON JR.</b>	<b>4</b> <b>DAIMION COLLINS</b>	<b>10</b> <b>DAVION MINTZ</b>	<b>11</b> <b>DONTAIE ALLEN</b>	<b>12</b> <b>KEION BROOKS JR.</b>
<b>Junior Forward</b> 6-9   200 Brooklyn, N.Y. Univ. of Rhode Island @Jtoppin0 @jtoppin_0	<b>RS Junior Guard</b> 6-3   190 Cincinnati University of Iowa @cj_fredrick @cj_fredrick5	<b>Junior Guard</b> 5-9   180 Houston University of Georgia @sahvir_ @sahvir_ <i>(sah-VEER)</i>	<b>Freshman Guard</b> 6-3   197 Phoenix AZ Compass Prep @tytywashington3 @tytywashington3	<b>Freshman Forward</b> 6-9   202 Atlanta, Texas Atlanta High School @CollinsDaimion @daimionfmetx	<b>Graduate Guard</b> 6-3   195 Charlotte, N.C. Creighton University @deemintz1 @davion <i>(mints)</i>	<b>RS Sophomore Guard</b> 6-6   205 Falmouth, Ky. Pendleton County HS @DontaieAllen11 @dontaieallen11 @dontaieallen1	<b>Junior Forward</b> 6-7   210 Fort Wayne, Ind. La Lumiere School @KeionB_12 @keionb

						
<b>14</b> <b>BRENNAN CANADA</b>	<b>20</b> <b>ZAN PAYNE</b>	<b>23</b> <b>BRYCE HOPKINS</b>	<b>25</b> <b>KAREEM WATKINS</b>	<b>31</b> <b>KELLAN GRADY</b>	<b>34</b> <b>OSCAR TSHIEBWE</b>	<b>55</b> <b>LANCE WARE</b>
<b>Junior Forward</b> 6-6   198 Mount Sterling, Ky. George Rogers Clark HS @brennanc14 @brennanc14 @brennanc14	<b>RS Junior Guard/Forward</b> 6-4   215 Lexington, Ky. Lexington Catholic HS @young_payne2321 @alexander.payne23	<b>Freshman Forward</b> 6-6   220 Oak Park, Ill. Fenwick High School @BryceHopkins @brycehopkins	<b>Sophomore Guard</b> 5-8   170 Camden, N.J. Kingsway Regional HS @stink_cvp	<b>Graduate Guard</b> 6-5   205 Boston Davidson University @KellanGrady31 @kellangrady31	<b>Junior Forward</b> 6-9   255 Lubumbashi, D.R. of the Congo West Virginia Univ. @Oscartshiebwe34 @oscar_tshiebwe <i>(SHEE-bway)</i>	<b>Sophomore Forward</b> 6-9   225 Camden, N.J. Camden High School @lanceware12 @lance.ware

				
<b>JOHN CALIPARI</b>	<b>BRUISER FLINT</b>	<b>ORLANDO ANTIGUA</b>	<b>CHIN COLEMAN</b>	<b>JAI LUCAS</b>
<b>Head Coach</b> 13th Season @UKCoachCalipari @ukcoachcalipari @UKCoachCalipari <i>(cal-uh-PEAR-ee)</i>	<b>Assoc. to the HC</b> Second season at UK First season as associate to the head coach @brufint14	<b>Associate Coach</b> Sixth season at UK First season as associate to the head coach @CoachAntigua @coachantigua	<b>Assistant Coach</b> First season at UK First season as assistant	<b>Assistant Coach/ Recruiting Coord.</b> Second season at UK Second season as assistant @CoachLuc @jai.luc <i>(jay)</i>

## Alphabetical Roster

NO.	NAME	POS.	HT.	WT.	CL.	HOMETOWN (PREVIOUS SCHOOL)
11	Dontaie Allen	G	6-6	205	RS-So.	Falmouth, Ky. (Pendleton County HS)
12	Keion Brooks Jr.	F	6-7	210	Jr.	Fort Wayne, Ind. (La Lumiere HS)
14	Brennan Canada	F	6-6	198	Jr.	Mount Sterling, Ky. (George Rogers Clark HS)
4	Daimion Collins	F	6-9	202	Fr.	Atlanta, Texas (Atlanta HS)
1	CJ Fredrick	G	6-3	190	RS-Jr.	Cincinnati (University of Iowa)
31	Kellan Grady	G	6-5	205	Gr.	Boston (Davidson University)
23	Bryce Hopkins	F	6-6	220	Fr.	Oak Park, Ill. (Fenwick HS)
10	Davion Mintz	G	6-3	195	Gr.	Charlotte, N.C. (Creighton University)
21	Zan Payne	G/F	6-4	215	RS-Jr.	Lexington, Ky. (Lexington Catholic HS)
0	Jacob Toppin	F	6-9	200	Jr.	Brooklyn, N.Y. (University of Rhode Island)
34	Oscar Tshiebwe	F	6-9	255	Jr.	Lubumbashi, Democratic Republic of the Congo (West Virginia University)
55	Lance Ware	F	6-9	225	So.	Camden, N.J. (Camden HS)
3	TyTy Washington Jr.	G	6-3	197	Fr.	Phoenix (AZ Compass Prep)
25	Kareem Watkins	G	5-8	170	So.	Camden, N.J. (Kingsway Regional HS)
2	Sahvir Wheeler	G	5-9	180	Jr.	Houston (University of Georgia)

## On the Bench

**Head Coach:** John Calipari (Clarion, 1982)  
**Associate to the Head Coach:** James "Bruiser" Flint (St. Joseph's, 1987)  
**Associate Coach:** Orlando Antigua (Pittsburgh, 1995)  
**Assistant Coaches:** Ronald "Chin" Coleman (Lamar, 1997), Jai Lucas (Texas, 2011)  
**Assoc. AD/Basketball Operations:** Chris Woolard (UCLA, 1997)  
**Director of Player Development:** TJ Beisner (Kentucky, 2008)  
**Director of Basketball Admin.:** Will Barton (Kentucky, 2013)  
**Strength and Conditioning Coach:** Robert Harris (Kentucky State, 2009)  
**Head Athletic Trainer:** Geoffrey Staton (North Carolina, 2007)  
**Equipment Manager:** Mark Evans (Kentucky, 2013)  
**Graduate Assistant Coaches:** Brad Calipari (Kentucky, 2019), Riley Welch (Kentucky, 2021)




# POLLS, STATS, MEDIA INFO

## Weekly Media Schedule


all times ET unless indicated otherwise

6 Mon.	7 Tue.	8 Wed.	9 Thu.	10 Fri.	11 Sat.	12 Sun.
Practice: 2:30 p.m.  John Calipari Show   7 p.m. UK Sports Network	vs. Southern   7 p.m. Rupp Arena   SEC Network	Practice: 2:30 p.m.  No media availability	Practice: 2:30 p.m.  Media opportunity: Calipari Memorial Coliseum   10:30 a.m.	Practice: 2:30 p.m.  Media opportunity: Players Memorial Coliseum   11 a.m.  Travel to South Bend, Ind.	at Notre Dame   5:15 p.m. Joyce Center   ESPN	Off day  No media availability

### Communications & PR Staff



**Eric Lindsey**  
Director  
Cell - 859.619.0944  
Email - eric.lindsey@uky.edu



**Deb Moore**  
Associate Director  
Cell - 859.559.5781  
Email - deb.moore@uky.edu

### Media Information

#### CREDENTIAL REQUESTS

Requests for single-game credentials will open 14 days prior to the deadline date and close five days prior to game day online at sportssystem.com/Kentucky.

#### CREDENTIAL CRITERIA

The University of Kentucky's decision to issue credentials to a media outlet for the purposes of covering a UK basketball home or away event is determined by a variety of factors. They include the following:

- Priority is given to outlets based on circulation size/ household reach/unique site visitors
- Additional consideration is based on amount of original content generated, number of full-time employees of the outlet, length of existence of the outlet and the journalist experience of the reporter(s)
- Attendance at Kentucky media sessions, including Olympic sport opportunities and the intention/ability to cover all 22 sports at Kentucky both at home and on the road, also is considered
- Professionalism, which includes is not limited to conduct at games, press conferences, practices, on social media, etc.

Being granted credentials at another institution/event does not equate to meeting the criteria for the University of Kentucky. Being granted credentials for one UK event does not guarantee approval for other UK events. The University of Kentucky has the right to deny or revoke credentials under its own discretion. Credentialing also is dependent on space availability.

#### INTERVIEW POLICIES-GENERAL

All interviews with University of Kentucky basketball players or staff members must be arranged through the Communications and Public Relations office. Media should never contact a player or coach directly.

The Wildcat Coal Lodge, dormitories, team locker rooms and other team quarters are private team areas. Media members are not permitted in these areas unless accompanied by appropriate university personnel.

#### PRACTICE/PRESS CONFERENCES

Other than announced exceptions, UK basketball practices are closed to the media.

Player interviews are conducted pregame weekly and will be available to all UK media. UK will accept requests for player interviews, but they must be submitted 24 hours prior to the scheduled availability.

Coach John Calipari will meet with members of the media at least once a week in the Memorial Coliseum Media Room.

Game-day shoot-arounds are closed to the media.

#### TELEPHONE PLAYER INTERVIEWS

Telephone interviews are available to the media on a call-back basis. Individual player and coach telephone numbers will not be given to members of the media.

Players are instructed not to conduct interviews when contacted directly by telephone. The Communications and Public Relations office will arrange for telephone interviews at a time most convenient for the student-athlete.

Other special requests are handled on a case-by-case basis.

#### POSTGAME INTERVIEWS

Following each game, there is a cooling-off period, during which time the players shower and dress. Approximately 10 minutes after the game ends, Coach Calipari conducts his postgame press conference while a player speaks to the UK Sports Network.

Following Coach Calipari's press conference in the Rupp Arena interview room and the cooling-off period, selected UK players are available in the interview room.

### The Polls

#### Associated Press Top 25 Week of Dec. 6

1. Purdue (61)
2. Baylor
3. Duke
4. UCLA
5. Gonzaga
6. Villanova
7. Texas
8. Kansas
9. Alabama
10. **Kentucky**
11. Arizona
12. Arkansas
13. Tennessee
14. Houston
15. UConn
16. Southern Cal
17. Iowa State
18. Auburn
19. Michigan State
20. Florida
21. Ohio State
22. Wisconsin
23. Seton Hall
24. BYU
25. LSU

**Receiving Votes:** Colorado State, Xavier, Illinois, North Carolina, St. Bonaventure, Oklahoma, Memphis, Iowa, Michigan, San Francisco, Loyola Chicago, Indiana, Texas Tech

#### USA Today Coaches Poll Week of Dec. 6

1. Purdue (29)
2. Baylor (3)
3. Duke
4. UCLA
5. Gonzaga
6. Villanova
7. Kansas
8. Arizona
9. Alabama
10. Arkansas
11. Texas
12. **Kentucky**
13. Houston
14. Tennessee
15. Southern Cal
16. Florida
17. Wisconsin
18. UConn
19. Iowa State
20. Michigan State
21. Auburn
22. Ohio State
23. BYU
24. LSU
25. Seton Hall

**Receiving Votes:** Colorado State, Illinois, St. Bonaventure, Texas Tech, Xavier, San Francisco, Michigan, Memphis, Providence, Iowa, North Carolina, Indiana, Oklahoma, Minnesota, Weber State, Wake Forest, Utah Valley, Wyoming, Loyola Chicago

### UK in the Rankings

#### Team Rankings

Category	Stat	SEC [NCAA]
Scoring	83.57	2nd [25th]
Scoring Defense	60.43	6th [54th]
Scoring Margin	+23.14	2nd [11th]
Free-Throw %	.778	3rd [31st]
Field-Goal %	.483	3rd [49th]
Field-Goal % Def.	.383	5th [45th]
3-Point FG %	.331	9th [204th]
3-Point FG % Def.	.289	6th [65th]
Rebounds Per Game	46.57	1st [1st]
Opponent Rebs. Per Game	27.14	1st
Rebounding Margin	+19.43	1st [1st]
Blocks Per Game	5.14	T5th [38th]
Assists Per Game	17.14	2nd [28th]
Steals Per Game	6.86	T11th [171st]
Turnover Margin	+0.29	10th [193rd]
Assist-to-TO Ratio	+1.36	5th [48th]
Off. Rebs. Per Game	16.71	1st [2nd]
Def. Rebs. Per Game	29.86	T1st [29th]
Def. Rebound %	.771	3rd
Off. Rebound %	.478	1st
3-Point FG Per Game	6.29	12th [262nd]

#### Individual Rankings

Category/Player	Stat	SEC [NCAA]
Assist-to-TO Ratio/Wheeler	2.77	5th [68th]
Assists Per Game/Wheeler	8.71	1st [1st]
Blocks Per Game/Tshiebwe	1.57	4th [96th]
Blocks Per Game/Collins	1.29	T5th [149th]
Def. Rebs. Per Game/Tshiebwe	9.14	1st [3rd]
Double-Doubles/Tshiebwe	6	1st [1st]
Double-Doubles/Wheeler	2	T4th [48th]
Double-Doubles/Washington	1	T9th [145th]
Field-Goal Pct./Tshiebwe	.631	2nd [29th]
Field-Goal Pct./Washington	.472	11th [211th]
Field-Goal Pct./Brooks	.471	12th [212th]
Minutes Per Game/Washington	33.40	3rd [207th]
Minutes Per Game/Wheeler	31.96	5th [262nd]
Off. Rebs. Per Game/Tshiebwe	6.86	1st [1st]
Points Per Game/Washington	14.6	19th [247th]
Points Per Game/Tshiebwe	14.14	16th [311th]
Points Per Game/Brooks	13.33	T19th
Rebounds Per Game/Tshiebwe	16.0	1st [1st]
3-Point FGs Per Game/Grady	1.86	14th

through games on Nov. 29

### SEC Standings

Team	SEC Record	Overall Record	Games Back
Arkansas	0-0 (.000)	8-0 (1.000)	-
LSU	0-0 (.000)	8-0 (1.000)	-
Alabama	0-0 (.000)	7-1 (.875)	-
Auburn	0-0 (.000)	7-1 (.875)	-
Texas A&M	0-0 (.000)	7-1 (.875)	-
Florida	0-0 (.000)	6-1 (.857)	-
<b>Kentucky</b>	<b>0-0 (.000)</b>	<b>6-1 (.857)</b>	-
Tennessee	0-0 (.000)	6-1 (.857)	-
Mississippi State	0-0 (.000)	6-2 (.750)	-
Ole Miss	0-0 (.000)	6-2 (.750)	-
South Carolina	0-0 (.000)	6-2 (.750)	-
Vanderbilt	0-0 (.000)	5-2 (.714)	-
Missouri	0-0 (.000)	4-4 (.500)	-
Georgia	0-0 (.000)	3-5 (.375)	-

through games on Dec. 5

### Upcoming in the SEC

#### Dec. 6-10

Contest	Time	TV Network
<b>Monday, Dec. 6</b>		
Texas Southern at Florida	6 p.m.	SEC Network+
<b>Tuesday, Dec. 7</b>		
Texas Tech vs. Tennessee	7 p.m.	ESPN
<b>Southern at Kentucky</b>	<b>7 p.m.</b>	<b>SEC Network</b>
Jacksonville at Georgia	7 p.m.	SEC Network+
Temple at Vanderbilt	8 p.m.	SEC Network+
Eastern Illinois at Missouri	8 p.m.	SEC Network+
Charlotte at Arkansas	9 p.m.	SEC Network

<b>Wednesday, Dec. 8</b>		
North Florida at Florida	7 p.m.	SEC Network+
<b>Friday, Dec. 10</b>		
Loyola Chicago at Vanderbilt	8 p.m.	SEC Network+

All times Eastern



# NOTES

## Quick Facts

### GENERAL INFORMATION

<b>Location:</b> Lexington, Ky.
<b>Enrollment:</b> 31,800
<b>Founded:</b> 1865
<b>Colors:</b> Blue and White
<b>Nickname:</b> Wildcats
<b>Conference:</b> Southeastern Conference
<b>All-Time Record:</b> 2,333-729-1 (76.2%)
<b>Arena:</b> Rupp Arena (20,500)
<b>Rupp Arena Record:</b> 621-77 (89.0%) - 46th season
<b>NCAA Championships:</b> 8 (1948, '49, '51, '58, '78, '96, '98, 2012)
<b>NCAA Runners-Up:</b> 4 (1966, '75, '97, 2014)
<b>NCAA Tournament Record:</b> 129-52 (71.3%)
<b>Last NCAAAT Appearance:</b> 2019, Elite Eight
<b>President:</b> Dr. Eli Capilouto (Alabama, 1971)
<b>Athletics Director:</b> Mitch Barnhart (Ottawa, 1981)
<b>MBB Administrator:</b> Kevin Sergent (UNC, 2004)
<b>Head Coach:</b> John Calipari (Clarion, 1982)
<b>Calipari On-Court Record:</b> 790-234 (77.1%)
<b>Calipari UK Record:</b> 345-94 (78.6%)
<b>Athletics Phone Number:</b> 859.257.8000
<b>Starters Returning/Lost:</b> 1/4
<b>Players Returning/Lost:</b> 8/7

## Honoring the Cats

### Keion Brooks Jr.

- Kentucky Classic All-Tournament Team
- Naismith Trophy Preseason Watch List
- Preseason All-SEC Second Team (Media/Coaches)

### Kellan Grady

- John R. Wooden Award Preseason Watch List
- Naismith Trophy Preseason Watch List
- Lute Olson Award Preseason Watch List
- Jerry West Award Preseason Watch List
- Preseason All-SEC Second Team (Media/Coaches)

### Oscar Tshiebwe

- Kentucky Classic MVP
- ESPN Preseason Top 25 List
- Kareem Abdul-Jabbar Award Preseason Watch List
- Preseason All-SEC Second Team (Media/Coaches)

### TyTy Washington Jr.

- SEC Freshman of the Week (Nov. 22)
- Kentucky Classic All-Tournament Team
- John R. Wooden Award Preseason Watch List
- Naismith Trophy Preseason Watch List
- Lute Olson Award Preseason Watch List
- 247Sports Preseason Freshman All-America Team

### Sahvir Wheeler

- Bob Cousy Award Preseason Watch List
- Preseason All-SEC First Team (Media/Coaches)

## Kentucky, Southern Unite for Unity Series

Although Tuesday's game between Kentucky and Southern at Rupp Arena will headline the Unity Series, this week's meeting will be about far more than just basketball.

The 7 p.m. game will be the first in five consecutive seasons of matchups between UK and institutions from the Southwestern Athletic Conference, which is made up of historically black colleges and universities. The games will seek to raise awareness of the missions of the HBCUs and to raise funds to provide opportunities for students at their institutions.

This year's programming features several events that will provide educational opportunities for the teams and students at the two institutions, networking opportunities and community engagement.

"I am really proud of our leadership for identifying an opportunity to take what we do on the basketball court and leverage it into an annual weeklong event that will have a major impact on HBCUs and their students," John Calipari said. "My hope is this event not only opens the door for opportunities for students at HBCUs, but that others at our school and across the country will take advantage of the educational opportunities that we will put together to continue the meaningful conversations and changes that have taken place over the last year."

The week began with a joint trip the National Underground Railroad Freedom Museum in Cincinnati on Sunday. Players, coaches and staff from both UK and Southern met at the Freedom Museum and received a guided tour. The museum was established in 2004 to reveal stories of freedom's heroes – from the era of the Underground Railroad to contemporary times – and to challenge and inspire people to take courageous steps for freedom.

On Monday evening, the UK Healthcare John Calipari Show will feature Southern head coach and UK Athletics Hall of Famer Sean Woods alongside Calipari. While the show is on the air, the Wildcats and Jaguars will have a joint team meal at Malone's.

The Unity Series will bring together faculty from the University of Kentucky's Sport Leadership Graduate Program and leaders from the Southern University and UK athletics departments for a virtual panel for all UK and SWAC undergraduate students interested in careers in college and professional athletics. The panel will discuss trends, hiring practices and cycles, internships, and any other topics and questions raised by students.

The University of Kentucky's Stuckert Career Center, which provides comprehensive career development programming, resources and services to the UK student body, will partner with SWAC institutions to provide shared resources and support to students throughout the SWAC and at UK.

Also scheduled around the game, TJ Beisner, UK men's basketball's director of player development, will meet with the Southern players to outline trends regarding Name, Image and Likeness and provide coaching on personal branding and development.

In partnership with the John McLendon Leadership Initiative – a coach-driven initiative to provide minorities a jump-start to their careers through practical experiences, opportunities to build their network, and instilling the values of John McLendon: integrity, education, leadership and mentorship – a position for a future leader will be created at the SWAC office in Birmingham, Alabama. The position will be funded by the University of Kentucky. Calipari spearheaded the MLI in conjunction with the Harvard men's basketball head coach Tommy Amaker, South Carolina head coach Frank Martin and the National Association of Collegiate Directors of Athletics in the summer of 2020.

At Tuesday's game, 150 tickets will be provided to three Lexington elementary schools identified by UK's Diversity Advocacy Council, who will distribute them to students who are excelling in their classroom and school community.

Prior to the game, minority students currently enrolled at UK will have the opportunity to meet with UK Athletics employees and gain foundational knowledge about the athletics department, the structure, its different units, and background information on the skill sets and personalities that might fit into those different areas. It will be an opportunity for students to network with athletics department staff and learn more about the internship opportunities they may be interested in applying for in the future.

## Welcome Back, Sean Woods

The matchup with Southern will also be a reunion of sorts for Sean Woods, head coach of the Jaguars and former Kentucky player. A UK Athletics Hall of Famer, Woods is the program's all-time leader in career assists per game (5.3) and was the program leader in career steals per game (1.582) at the conclusion of his career.

Woods led Kentucky in assists in his three seasons of action, but he particularly shined during the memorable 1991-92 season. After helping UK win the Southeastern Conference regular-season and tournament titles that season, he played a key part in UK's run to the East Regional finals.

The 1992 All-Regional Team selection recorded 21 points, nine assists and scored the go-ahead basket with 2.1 seconds left vs. Duke in what many consider the greatest college basketball game of all time. The Blue Devils won in improbable fashion.

Woods was one of the "Unforgettables," a group of four seniors who helped Kentucky navigate through a three-year postseason ban that culminated with the memorable 1992 run. He was the only non-Kentuckian among the four.

"It's always nice to go back home and take your players to a place where you played at," Woods said when the game was announced this summer. "I've always wanted my guys to have the same kind of experience I had as a student-athlete and what better place to take them than to one of the most historic places in college basketball, Rupp Arena. Looking forward to being competitive and having a chance to win too, but not only that to have a chance to play in front of family and friends and take my guys to a place where it all started for me."

Woods has coached against his alma mater before in previous head coaching stops at Mississippi Valley State and Morehead State. Kentucky is 3-0 in those games.

## Seven-Game Home Stand Concludes; Daunting December Looms

Tuesday's game vs. Southern will conclude a season-long seven-game home stand for Kentucky.

The seven-game home stand is not all that uncommon in the John Calipari era and not even the longest home stretch. The 2014-15 and 2019-20 teams both played eight-game home stands. They were building blocks that led to Southeastern Conference regular-season championships.

Southern, coached by Sean Woods, a member of "The Unforgettables" and four-year player for the Wildcats from 1989-92, is 3-5 this season. Tyrone Lyons (14.3) and Brion Whitley (13.5) lead the Jaguars in scoring. Damien Sears leads the team with 6.5 boards per game.

It will mark the first game between the two programs that will stand in the record books. As part of sanctions imposed upon the UK basketball program in 1989, the NCAA ordered Kentucky to erase from the record three NCAA Tournament games from the 1987-88 season. Kentucky's 99-84 win over Southern is no longer a part of the team's records. It is also the first meeting against Southern for Calipari.

Following its game with Southern, the Wildcats will hit the road for two games first at Notre Dame on Dec. 11 and then in the CBS Sports Classic against Ohio State in Las Vegas on Dec. 18. The next time Kentucky will be in Rupp Arena will be Dec. 22 for the annual rivalry game vs. Louisville and then the Southeastern Conference opener vs. Missouri on Dec. 29.



# NOTES

## 2021-22 Lead-Deficit Comparison

Opponent	Biggest Lead	Biggest Deficit	Biggest Run	Changes	Ties	Led	Trailed	Result
vs. Duke	1 (2nd)	15 (2nd)	11-0	8	2	2:07	35:46	L, 79-71
ROBERT MORRIS	44 (2nd)	-	11-0	0	0	39:43	0:00	W, 100-60
MOUNT ST. MARY'S	31 (2nd)	3 (1st)	18-0	7	2	34:55	4:06	W, 80-55
OHIO	20 (2nd)	8 (1st)	9-0	6	8	17:09	17:05	W, 77-59
ALBANY	26 (2nd)	1 (1st)	10-0	2	0	38:46	0:12	W, 86-61
NORTH FLORIDA	37 (2nd)	5 (1st)	10-0	2	3	28:44	8:24	W, 86-52
CENTRAL MICHIGAN	34 (2nd)	1 (1st)	16-0	2	0	38:50	0:18	W, 85-57
SOUTHERN								
at Notre Dame								
vs. Ohio State								
LOUISVILLE								
MISSOURI*								
HIGH POINT								
at LSU*								
GEORGIA*								
at Vanderbilt*								
TENNESSEE*								
at Texas A&M*								
at Auburn*								
MISSISSIPPI STATE*								
at Kansas								
VANDERBILT*								
at Alabama*								
at South Carolina*								
FLORIDA*								
at Tennessee*								
ALABAMA*								
LSU*								
at Arkansas*								
OLE MISS*								
at Florida*								
<b>BIGGEST/MOST</b>	44	15	18-0	8	8	39:43	35:46	
<b>TOTALS</b>						200:14	65:51	

## Big First Half Leads Kentucky Past Central Michigan

One difference between this rout and others before it was the lightning pace No. 9/10 Kentucky played toward building it.

Oscar Tshiebwe had 20 points and 16 rebounds, TyTy Washington Jr. added 15 points and the Wildcats quickly overwhelmed Central Michigan for a 85-57 victory on Monday night.

The Wildcats (6-1) shot 52.6% in the first half before cooling off to finish 43% overall while dominating the rebuilding Chippewas (1-5) in most phases. They led 25-5 within seven minutes and maintained at least a 25-point cushion for much of the contest. Kentucky's six wins have been by an average margin of 28.3 points.

Considering the Wildcats played short-handed yet again because of injuries and illness, their latest lopsided win revealed more about their resolve.

"I feel like these games are good for us because we're really working on our team chemistry, still just trying to find ways to play off of each other, find ways to get easier baskets," Washington said. "Especially with teams like that, that came out playing hard and aggressive. That's the type of stuff we need to face before we go more in depth into the season."

Jermaine Jackson Jr. had 11 points, and Cameron Healy and Miroslav Staffl each added nine for Central Michigan, which dropped its third consecutive game. It spoiled the Lexington return of first-year Chippewas coach Tony Barbee, who took over the program in April after seven seasons as a Kentucky assistant.

"We came out a little nervous and I'm sure it had a lot to do with their pressure and how they played," Barbee said. "Two things you can't do against Kentucky is give them transition baskets and second-chance points on the offensive glass."

At the same time, Barbee's squad of 12 newcomers displayed some of what he learned with the Wildcats. While the Chippewas never got within striking distance, their zone helped hold Kentucky to 32% shooting after the break and finished 7 of 16 from long range.

"I'm telling Tony he did a great job of saying, 'We're not backing down,' " said Kentucky coach John Calipari, who improved to 18-1 against former assistants. "His team never stopped. They played physical. They'll win their share."

Tshiebwe was 6 of 8 from the field and 8 of 11 from the foul line in 26 minutes to key his sixth double-double this season. Washington was 6 of 11, including 3 of 5 from behind the arc, and chipped in six rebounds as Kentucky controlled the boards 47-30.

The Wildcats also won the paint 36-26 and committed just six turnovers while scoring 23 points off 15 Chippewas mistakes.

- The Wildcats, who entered the contest No. 1 in the nation in rebounding margin, continued their rebounding dominance with a plus-17 margin. UK has outrebounded all seven opponents this season and has a plus-19.4 average margin for the season
- Calipari improved to 18-1 all-time vs. his former assistant coaches, including 9-0 vs. Barbee
- Tshiebwe had his seventh straight double-figure rebounding game with 16. It marked the second time this season he's scored at least 20 points and had at least 15 rebounds
- Washington has scored in double figures in each of UK's six wins. He made three 3-pointers and has drained at least two in four of the last five games
- The Wildcats outscored the Chippewas 20-4 on fastbreak points. UK has outscored its last three opponents by a combined 61-7 in transition

## 'Big O' Making Big Impression on the Boards

When Oscar Tshiebwe told everyone before the season that his goal was to average 20 rebounds per game, it was understandable for everyone to chuckle and chalk it up to a little hyperbole.

"We all laughed," teammate Davion Mintz said. "Like, c'mon man. Twenty rebounds?"

Nobody -- most notably opponents -- is laughing now.

In his first two games, "Big O," as his teammates call him, snatched 20 rebounds vs. both No. 9/9 Duke and in the home-opening win against Robert Morris.

"Now, it's normal," Mintz said. "We're expecting him to get 20."

That might be a little unreasonable considering the attention the opposition is paying him now, but Tshiebwe's 16.0 rebounds per game leads the country. Bob Burrow's single-season record of 17.7 rebounds per game set during the 1954-55 season is something to watch as the season progresses. The last player in Division I to average at least 16.0 rebounds for a season was Monti Davis from Tennessee State in 1978-79 with 16.2.

Only two players under John Calipari have averaged double-figure rebounds for a season: Anthony Davis (2012) and Julius Randle (2014) both hauled in 10.4 per game.

"Everybody wants to do fancy, different things, but for me, rebounding



# NOTES

means a lot," Tshiebwe said. "Rebounding can help your team to win the game. You give one more chance to your team. Since I figured it out, if I have to fight, I have to work for the rebound, I'm going to fight for that rebound like no one believes."

Tshiebwe's focus on rebounding has paid dividends with second-chance scoring opportunities. He is also contributing 14.1 points per game despite going scoreless vs. Ohio because of a foul-plagued first half, and has posted a double-doubles in a nation-leading six games (through games on Nov. 29).

Some of Tshiebwe's absurd rebounding numbers include:

- His 80 rebounds through the first five games were the most by a Southeastern Conference player in any five-game span since Ben Simmons during the 2015-16 season
- His 56 rebounds in his first three games were the most by a Wildcat to start a career since at least 1956-57 (as far back as comprehensive box scores go)
- His 56 boards through the first three games were the third-most through three games over the past 25 seasons in all of college basketball, behind only Kansas State's Michael Beasley (60, 2007) and Oklahoma's Blake Griffin (58, 2008)
- He is responsible for 34.4% of all of UK's rebounds thus far. Taking away team rebounds, that number jumps to 38.0%
- He became the first Wildcat with three straight double-doubles since PJ Washington did it in January and February of 2019 and the first UK player with three straight to start a career since Randle opened his Kentucky career with seven straight in the 2013-14 season
- With 24 points and 16 rebounds vs. Mount St. Mary's, he became the first Wildcat with at least 20 points and at least 15 rebounds in a game since Nick Richards posted 25 points and 15 boards vs. Fort Wayne on Nov. 22, 2017. With 20 points and 16 rebounds against Central Michigan, he's now already achieved the 20-15 mark twice this season
- His 20 boards vs. Duke set a Champions Classic record and marked the most rebounds for any Wildcat in their debut
- When he snared 20 boards against Robert Morris, it tied for the most by a Kentucky player in Rupp Arena history (Chris Mills had 20 vs. Miami [Ohio] on Dec. 17, 1988, and Jared Prickett pulled down 20 vs. Arkansas on Feb. 9, 1994). Only LSU's Shaquille O'Neal has totaled more in Rupp Arena history. The Hall of Famer grabbed 21 boards vs. UK on Feb. 15, 1990
- His 22 offensive rebounds tied Louisiana Tech's Paul Millsap for the most by an NCAA Division I player in any two-game span over the last 25 seasons
- He leads the nation in offensive rebounding percentage with a 28.6% clip. As a freshman in 2019-20 at West Virginia, Tshiebwe led the nation at 19.0%. The best offensive rebounding percentage dating back to the 2003-04 season is 23.6% by DeJuan Blair from Pitt in 2008-09
- He is the first UK player to have seven straight games with double-figure rebounding since Randle enjoyed a 10-game streak in 2013-14

## Cleaning the Glass

With the aforementioned Oscar Tshiebwe leading the nation in rebounding, Kentucky is one of the top teams in the country on the boards.

Through games on Nov. 29, Kentucky is first in the country in rebounding margin with a plus-19.4 average per game and in total rebounds (46.8). The Wildcats have outrebounded all seven of their opponents by at least nine boards.

It's still very early in the season, but the best rebounding margin of the John Calipari era was plus-9.4 in 2013-14 and again in 2018-19.

Against Ohio, Kentucky outrebounded the Bobcats by 36, the top rebounding margin of the Calipari era and the school's best since the Wildcats outrebounded Vanderbilt by 39 (57-18) on Jan. 3, 1998, in a 71-62 win.

With Tshiebwe's nation-leading 28.6% offensive rebounding percentage, UK is second in the country in offensive rebounds per game with 16.7 per contest (through games on Nov. 29). The Wildcats have capitalized with the additional opportunities with 15.7 second-chance points per game.

Tshiebwe is not the only player getting it done on the boards. Two additional players, Keion Brooks Jr. (5.2) and TyTy Washington Jr. (5.1), are averaging at least 5.0 rebounds per game.

## Wheeling and Dealing

The coaching staff challenged Sahvir Wheeler before the season to lead the nation in assists. It's early, but so far he's risen to the occasion.

Through games on Nov. 29, the Georgia transfer leads the country with 8.7 assists per game. Three times in six games he has dished out double-digit assists, including a career-high 14 in the win vs. North Florida.

"He's running it down your throat," Robert Morris head coach Andrew Toole said of the pressure Wheeler puts on defenses. "The way that he pushes the ball down the floor just encourages all those other guys to run so hard because he's so unselfish and he's able to get them shots early in the offense. ... He has such a good understanding of the pace, so as soon as there isn't anything there, he's able to organize and get into whatever action they're trying to execute. There were times in the game that even after a made basket where our guys were sprinting back as fast as they can just trying to keep up. It just adds an incredible amount of pressure to your transition defense. There's not many guys that can do what he does."

Wheeler led the Southeastern Conference in assists per game and assist-to-turnover ratio last season at Georgia. His 193 assists in 2020-21 broke Georgia's previous single-season assists record by 24 dimes despite a shortened season.

Wheeler's current rate of 8.7 assists per game is ahead of Tyler Ulis' 7.03 average when he set the UK single-season assists record in 2015-16 with 246 dimes.

He entered the season ranked sixth among all returners nationally in career assists per game. Wheeler was a preseason All-SEC First Team pick by both the league's media and coaches. He is also on the preseason watch list for the Bob Cousy Award, presented annually to the nation's top point guard by the Naismith Memorial Basketball Hall of Fame.

## Brooks Providing Steady Presence

Forward Keion Brooks Jr. entered the 2021-22 season as a player looked to as the leader with two years of Kentucky experience. After a sophomore season that was plagued initially by injury, he charted career bests in nearly every statistical category.

Now a junior, Brooks has been a steady presence for the Wildcats. He is averaging a career-high 13.3 points per game and scored in double figures in UK's first four victories. He missed the North Florida game with an illness and returned vs. Central Michigan with nine points in just 17 minutes. He is also averaging 5.2 rebounds per game but has snatched at least seven in three of his last four games played.

Following the win over UAlbany in which Brooks had 17 points and eight rebounds, John Calipari said: "For us to be any good, Keion has to get 15 and seven in a really good game."


## Washington Bounces Back

When TyTy Washington Jr. opened the season with a 3-for-14 shooting performance in Madison Square Garden vs. Duke, John Calipari took responsibility for the position he put his freshman guard in on the big stage in New York in his first career game.

"TyTy played the way he did because we kind of wanted him to," Calipari said. "You're supposed to be a guy that can go get baskets, so I will take responsibility for some of the plays that he made."

That Calipari put that much on Washington's shoulders speaks volumes of the faith the

## Measurables



### Daimion Collins

Wing Span	Max Vertical	Hand Width	3/4-Court Sprint	185-Pound Bench
1. Daimion Collins - 7'5"	1. Jacob Toppin - 42.5"	1. Dontaie Allen - 11.5"	1. Davion Mintz - 2.81	1. Oscar Tshiebwe - 16 reps
2. Oscar Tshiebwe - 7'4"	2. Daimion Collins - 42.0"	2. Oscar Tshiebwe - 10.75"	2. Oscar Tshiebwe - 3.20	2. Davion Mintz - 15 reps
3. Dontaie Allen - 7'2.50"	3. Davion Mintz - 39.0"	3. Keion Brooks Jr. - 10.5"	3. Sahvir Wheeler - 3.22	3. Kellan Grady - 13 reps
T4. Keion Brooks Jr. - 7'1"	4. Kareem Watkins - 38.5"	4. Bryce Hopkins - 10.25"	T4. Daimion Collins - 3.29	4. Sahvir Wheeler - 11 reps
T4. Lance Ware - 7'1"	5. Sahvir Wheeler - 38.0"	T5. Daimion Collins - 9.75"	T4. Kareem Watkins - 3.29	T5. Lance Ware - 8 reps
		T5. Kellan Grady - 9.75"		T5. Kareem Watkins - 8 reps
		T5. Jacob Toppin - 9.75"		
		T5. Lance Ware - 9.75"		

All-Time Winningest Schools		
SCHOOL	WINS	LOSSES
1. Kentucky	2,333	729
2. Kansas	2,327	872
3. North Carolina	2,297	831
4. Duke	2,221	904
5. Temple	1,948	1,110
6. Syracuse	1,943	935
7. UCLA	1,934	875
8. Notre Dame	1,914	1,058
9. St. John's	1,892	1,056
10. Indiana	1,875	1,076

*through games on Nov. 29*



# NOTES

UK head coach has in his first-year guard. And Washington has rewarded that belief with the resiliency one would typically see from a veteran, not a freshman.

Since the Duke game, Washington has made 39 of 75 from the floor, 52.0% and averaging 15.8 points per game. He has scored in double figures in all six games.

The consensus five-star prospect now leads the team in scoring with 14.9 points per game. Despite Kentucky's success with freshman in the Calipari era, a freshman has not led the Wildcats in total points for the season since Kevin Knox in 2017-18.

Washington's ability to affect the game in more ways than just scoring is what has impressed the most so far. Against Ohio, he added 12 rebounds and five assists to his 20-point total to become just the third player in the Calipari era (Isaiah Briscoe and James Young) with at least 20 points, at least 10 rebounds and at least five assists in the same game. He has hit two 3-pointers in four of the last five games, dished out at least three assists in four of seven games, and against North Florida he recorded a career-high four steals.

Washington was named Southeastern Conference Freshman of the Week on Nov. 22, Kentucky's first conference award winner of the season.

## One of the Most Experienced Squads in School History

This Kentucky team isn't just experienced by the standards of the usually green John Calipari era, it's historically experienced.

This group, stocked with transfers who played major minutes at other schools, key returners and only three freshmen, started the season with 13,385 total minutes at the NCAA Division I level. That is more than any team in the history of Kentucky basketball entering a season (minutes statistics available through the 1964-65 season).

Other metrics back up the experience. This team also returned 5,203 career points at the NCAA Division I level, the second most in school history. Only the 1995-96 national title team -- hailed as one of the greatest college basketball teams of all-time -- returned more with 5,232 points (that team, like the 2021-22 group, was aided by transfers with Derek Anderson and Mark Pope).

The 2021-22 squad had played in 541 Division I games entering the season, the most by a Kentucky team since the 2002-03 group returned 559 games to its roster.

This team is also rather long in the tooth. Using strictly years, the 2021-22 team averaged 20.7 years in age as of Nov. 1, 2021. The 2019-20 group had an average age of 19.5 years old. The 2021-22 mark is among the top 25 oldest teams in the country. If one factors in a player's down-to-the-day age (in other words, their age number plus days), this team's average age is actually 21.2 years old, as of Nov. 1, 2021.

It should be noted with all the experience boosts that college basketball is collectively older with the NCAA's COVID-19 additional season of eligibility. Davion Mintz and Kellan Grady are using an extra season for Kentucky. And Kentucky's experience does take a hit with the likely season-ending loss of redshirt junior CJ Fredrick (hamstring).

UK's roster features a sixth-year graduate, a fifth-year graduate, two redshirt juniors, five juniors, a redshirt sophomore, two sophomores, and three highly touted four- and five-star

freshmen. Nine of the 15 players are juniors or above.

It is true that not all experience is equal. Experience in college basketball is not the same as experience at Kentucky.

But even by those standards, this is one of Calipari's most veteran groups. From just a UK returners standpoint, Calipari's squad will return 42.1% of its minutes, 41.9% of its scoring, 39.0% of the rebounds, 42.4% of the assists and 60.6% of the 3-pointers from a season ago. For comparison, the only two Calipari-coached Kentucky teams that returned more UK minutes and more points (in terms of percentages) than the 2021-22 team returns were the 2011-12 national championship squad and the 2014-15 Final Four team that started the season 38-0.

Mintz is the first Wildcat to return to school after leading the team in scoring average the previous season since Randolph Morris led the 2005-06 squad and came back to Kentucky for the 2006-07 season.

How big of a change is the returning experience for Calipari? All but one of his previous 12 teams at UK ranked in the bottom 20 nationally in Ken Pomeroy's experience rankings, including two teams that were dead last.

Despite that experience, the Wildcats only rank 277th in the country according to KenPom.com in terms of experience this season as of Nov. 30. UK has been forced to play its youth thus far with injuries plaguing Lance Ware and Jacob Toppin, Davion Mintz missing three games due to illness and Keion Brooks Jr. absent with an illness for one as well.

"When you have veterans, they're on time," Calipari said. "Without even saying anything, they lead. That's been fun. I haven't had many teams with veteran kind of players on it, so I kind of forget that it takes one thing off your plate."

## Transfer of Power

Kentucky has dominated the recruiting scene under John Calipari, ranking in the top three of every major national recruiting ranking until this past class.

UK's 2021 freshman haul is once again very good, but Calipari and his staff went a different route in restocking the roster for 2021-22: transfers.

With student-athletes in basketball now granted a one-time waiver to transfer without penalty, UK picked up three transfers in the offseason in Kellan Grady (graduate transfer), a 2,000-point scorer from Davidson, Sahvir Wheeler, Georgia's single-season assists leader, and CJ Fredrick, the Big Ten's top 3-point shooter over the last two seasons.

But those are just half of the transfers on the roster. Former All-Big 12 performer Oscar Tshiebwe transferred from West Virginia in the middle of last season and Kentucky returners Davion Mintz (Creighton) and Jacob Toppin (Rhode Island) changed schools before the 2020-21 season. Mintz was Kentucky's leading scorer last season and Toppin played major minutes.

UK's six transfers are its most on a roster in school history.

Taking out Mintz and Toppin, who had already played minutes at Kentucky prior to the 2021-22 season, UK's four newest transfers (Fredrick, Grady, Tshiebwe and Wheeler) combined for 3,538 points at their previous stops. That's the seventh-biggest haul in the 2021-22 transfer class in the country.

## UK's Record vs. AP Ranked Opponents and as an AP Ranked Opponent Under Cal

Kentucky (RK)	Opponent Rank																									RV	NR	TOTAL		
	1	2	3	4	5	6	7	8	9	10	11	12	13	14	15	16	17	18	19	20	21	22	23	24	25					
1	-	0-1	0-1	1-0	2-0	2-0	-	2-0	1-0	-	0-1	-	-	-	-	2-0	1-0	1-0	-	1-0	3-0	1-0	-	-	-	6-2	46-3	69-8		
2	1-0	-	-	0-1	1-0	0-1	-	-	-	-	-	1-0	1-0	-	1-0	-	1-0	1-0	0-1	-	-	-	-	-	-	-	4-0	24-0	34-3	
3	-	-	-	1-0	-	-	-	-	0-1	-	-	1-0	-	-	-	-	-	-	-	0-1	-	-	-	-	-	-	1-0	17-0	20-2	
4	-	0-1	-	-	-	-	0-1	0-1	-	-	-	-	-	1-0	-	-	-	-	-	-	-	-	-	-	-	1-0	2-0	9-2	13-5	
5	1-0	-	-	-	-	0-1	-	-	-	1-0	-	-	-	-	-	-	-	-	0-1	-	-	-	-	-	1-0	-	1-0	9-0	13-2	
6	-	-	-	-	0-1	-	1-0	1-0	-	0-1	-	-	-	-	-	-	-	-	1-0	-	-	-	-	-	-	-	1-0	9-2	13-4	
7	-	-	-	0-1	-	-	-	-	-	-	1-0	-	-	0-1	-	-	-	-	1-0	-	-	-	-	-	-	-	-	5-1	7-3	
8	-	-	-	-	-	-	-	-	1-0	-	-	-	1-0	-	1-0	-	-	-	-	-	-	-	-	-	1-0	0-1	2-3	13-0	19-4	
9	-	-	-	-	-	-	-	-	-	-	-	-	-	-	-	-	-	-	-	-	-	-	-	-	-	-	-	9-2	9-2	
10	-	-	-	-	-	-	-	-	0-1	-	-	-	-	0-1	-	-	-	-	-	-	-	-	-	-	-	-	3-4	14-2	17-8	
11	1-0	-	-	-	-	-	1-0	0-1	-	-	-	-	1-0	-	-	-	0-1	-	-	-	-	2-0	-	-	-	-	-	6-1	11-3	
12	-	-	-	-	-	-	-	-	-	-	-	-	1-0	-	1-0	-	-	-	-	-	-	-	-	-	-	1-0	4-1	7-1	7-1	
13	-	-	-	-	-	-	-	-	-	-	-	-	-	-	-	0-1	-	-	-	-	-	-	-	-	-	1-0	8-2	9-3	9-3	
14	-	-	0-1	-	-	-	-	-	-	-	-	-	-	-	-	-	-	-	-	-	-	-	-	-	-	1-1	9-1	10-3	10-3	
15	-	-	-	-	-	-	-	-	-	-	-	1-0	-	-	-	-	-	1-0	-	-	-	-	-	-	-	1-0	6-0	9-0	9-0	
16	-	-	-	-	-	-	-	-	-	-	-	-	-	-	-	1-0	-	-	-	-	-	-	-	-	-	2-0	4-1	7-1	7-1	
17	-	-	-	-	-	-	-	-	-	-	-	-	-	-	-	-	-	-	-	-	-	-	1-1	-	-	-	4-2	5-3	5-3	
18	-	-	-	-	-	-	-	-	-	-	-	-	-	-	-	-	-	-	-	-	-	0-1	-	-	-	3-2	6-1	9-4	9-4	
19	-	-	1-0	1-0	-	-	-	-	1-0	-	-	-	-	-	-	-	-	-	-	-	-	-	-	-	-	-	2-0	5-0	5-0	
20	-	-	-	0-1	-	-	0-1	-	-	-	-	-	-	-	-	-	-	-	-	-	1-0	-	-	-	-	-	3-2	4-4	4-4	
21	-	-	-	-	-	-	-	-	-	-	-	-	-	-	-	-	-	-	-	-	-	-	-	-	-	1-0	2-1	3-1	3-1	
22	-	-	-	-	-	-	-	-	-	-	-	1-0	-	-	-	-	-	-	-	-	-	-	-	-	-	1-0	5-1	7-1	7-1	
23	-	-	-	-	-	-	-	-	-	-	-	-	-	-	-	-	-	-	-	-	-	-	-	-	-	0-1	3-0	3-1	3-1	
24	-	-	-	-	-	-	-	-	-	-	-	-	-	-	0-1	-	-	-	-	-	-	-	-	-	-	-	0-1	0-2	0-2	
25	0-1	-	-	-	-	-	0-1	-	-	-	-	-	-	-	-	-	-	-	-	-	-	-	-	-	-	-	1-1	1-3	1-3	
RV	0-1	1-0	-	-	1-0	-	2-0	-	-	0-1	-	1-0	1-0	-	-	-	0-1	-	-	-	-	-	-	-	-	-	-	-	-	-
NR	-	-	-	0-1	-	-	-	-	0-1	-	1-1	-	-	-	1-0	-	0-1	1-0	-	-	0-1	-	-	-	-	-	-	-	-	-
TOTAL	3-2	1-2	1-2	3-4	4-1	2-2	4-3	3-1	3-4	1-2	2-2	4-0	5-0	2-2	2-1	4-0	3-1	2-3	3-2	1-1	4-0	4-1	1-2	1-1	1-0	Total	304-71	Total	64-39	



# NOTES

## Points Per Possession

Game	Off. PPP	Def. PPP
vs. Duke	0.97	1.08
ROBERT MORRIS	1.39	0.83
MOUNT ST. MARY'S	1.21	0.83
OHIO	1.20	0.92
ALBANY	1.18	0.84
NORTH FLORIDA	1.09	0.66
CENTRAL MICHIGAN	1.25	0.84
SOUTHERN		
at Notre Dame		
vs. Ohio State		
LOUISVILLE		
MISSOURI*		
HIGH POINT		
at LSU*		
GEORGIA*		
at Vanderbilt*		
TENNESSEE*		
at Texas A&M*		
at Auburn*		
MISSISSIPPI STATE*		
at Kansas		
VANDERBILT*		
at Alabama*		
at South Carolina*		
FLORIDA*		
at Tennessee*		
ALABAMA*		
LSU*		
at Arkansas*		
OLE MISS*		
at Florida*		

## Overall

UK offensive high - 1.39 vs. ROBERT MORRIS  
 UK offensive low - 0.97 vs. Duke  
 Kentucky SEC offensive high -  
 Kentucky SEC offensive low -  
 UK nonconference offensive high - 1.39 vs. RMU  
 UK nonconference offensive low - 0.97 vs. Duke

Opponent offensive high - 1.08, Duke  
 Opponent offensive low - 0.66, NORTH FLORIDA  
 Opponent SEC offensive high -  
 Opponent SEC offensive low -  
 Opponent nonconference off. high - 1.08, Duke  
 Opponent nonconference off. low - 0.66, NORTH FLORIDA

## Clutch Free Throws

**Free throws during a two-possession game (six points or less) at any point with 3:00 or less to play or overtime:**

Player	FTs	Pct.
-		
Kentucky	0-0	.000

Their production additions are significant nationally. Grady, with 2,002 career points, entered the season with the second-most points in college basketball on an active roster (only Antoine Davis from Detroit-Mercy, with 2,040, had more). Fredrick had the top 3-point percentage in the country among all players with at least 150 3-point attempts starting the 2021-22 year. And Wheeler ranked sixth among all returners nationally with 5.82 assists per game.

The transfers are making an immediate impact. Through games on Nov. 29, Tshiebwe led the country in rebounding with 16.0 boards per game; Wheeler was first in the nation in assists with 8.7 dimes per contest; Grady is averaging 9.3 points per game and shooting 41.9% from long range; Mintz has five 3s on a 44.5% clip; and Toppin played well vs. Duke with four points and six rebounds but missed the next four games with a shoulder injury. He's returned to the lineup over the last two games and provided a defensive spark for the Wildcats.

Unfortunately the Wildcats will likely be without Fredrick for the rest of the season after undergoing surgery for a right hamstring injury.

## The Rookies are Still Good

Although the influx of transfers has stolen the headlines of this Kentucky team, don't overlook the freshmen. Just like every John Calipari team at Kentucky, this freshman class is loaded, albeit a bit smaller in terms of total numbers.

UK's three freshmen were all consensus four- or five-star prospects and all were consensus top-50 signees.

Forward Daimion Collins, a 6-foot-9 pogo stick who has drawn comparisons to Isaiah Jackson -- a first-round pick in the 2021 NBA Draft -- was ranked as high as No. 13 by 247Sports. He showed his potential with 14 points and six rebounds in 21 minutes vs. Robert Morris and again in his first start vs. North Florida with 12 points and six boards.

Guard TyTy Washington Jr. rose up the rankings late in the spring cycle and was tabbed the No. 14 overall player in the class by Rivals and ESPN. He has already shown an ability to score at all three levels and is averaging a team-high 14.9 points per game, including a 20-point, 12-rebound, five-assist performance in a win vs. Ohio. He became just the third player in the Calipari era to post at least 20 points, at least 10 rebounds and at least five assists in a game, joining Isaiah Briscoe and James Young. Washington followed that with 20 points, six boards and three assists in 38 minutes against UAlbany. He's scored in double figures in each of UK's six victories.

And forward Bryce Hopkins, ranked as high as No. 33 by ESPN, drew rave reviews from Calipari in the preseason for his skill level and toughness. In his first extended opportunity vs. Ohio, Hopkins stepped up with Kentucky's front court in foul trouble and contributed seven points and seven rebounds in 16 minutes. He scored seven points in eight minutes vs. North Florida.

The class ranked outside the top three in the major recruiting services for the first time in the Calipari era but only because of the smaller class size. Don't expect it to be the trend as UK is already in the hunt for the top class in 2022.

## Fredrick Likely to Miss 2021-22 Season

Redshirt junior guard CJ Fredrick underwent surgery on Nov. 16 to repair a left hamstring injury and is likely to miss the remainder of the 2021-22 season.

"This news hurts so much because I love this team and we have a great group of guys," Fredrick said. "I have the best teammates, coaches, medical staff, friends and family that will get me back where I need to be. We have a very special team this season and I will do whatever I can to support the team. I am looking forward to working hard and being the player I want to be for next season. I appreciate all the support of Big Blue Nation during this difficult time. My journey looks a little different, but I will be back."

Fredrick, who transferred from Iowa following the 2020-21 year, entered this season as the nation's leading returner in career 3-point field-goal percentage (46.6%) with a minimum of 150 attempts.

"I really hate this for CJ," John Calipari said. "He worked so hard for us this summer and made such a positive impact on our team and our culture. He has been an unbelievable teammate. CJ has a bright future ahead of him, and after being evaluated by our medical staff and specialists, it was clear the best thing for CJ was to get this

surgery done now and get him back on a path to getting back on the court at 100%. He's been great throughout this whole thing and is already itching to get this process going so he can get back to doing what he loves to do."

The Cincinnati native made 83 3-pointers in two seasons at Iowa. Fredrick started all 27 games he appeared in for Iowa as redshirt sophomore in 2020-21 and averaged 7.5 points and 1.9 assists per game. He made three or more 3-pointers in six games, shot 47.4% from 3 -- the second-best mark by a sophomore in program history -- and posted a 5.2 assist-to-turnover ratio.

Fredrick made the All-Big Ten Freshman Team as a redshirt freshman in 2019-20 after averaging 10.2 points and 2.8 assists per game. He made 47 of 102 from long range and was one of three players nationally and the only player from a major conference dating back to 1993 with 65 or more assists, 32 or fewer turnovers, and 46% shooting or better from 3.

## S-E-C! S-E-C! S-E-C!

Kentucky is the Southeastern Conference's gold standard. Since the SEC's inception in 1932-33, the Wildcats are the most dominant team in the league, recording a 1,020-293 mark (77.7%) in regular-season conference play. Only Alabama has won more than 800 regular-season SEC games and no other team owns a better winning percentage.

- UK has averaged 11.6 wins and only 3.3 losses per season in 88 seasons in the SEC
- Kentucky has won 49 SEC regular-season titles and 31 SEC Tournament championships
- The Wildcats have won 16 of the last 29 SEC Tournaments (the 2020 one was not played due to the COVID-19 pandemic)
- UK has captured at least a share of six of the last 12 SEC regular-season championships under John Calipari
- Kentucky has played in the championship game of the SEC Tournament in eight of Calipari's 12 seasons, winning six times
- UK won its 1,000th game in SEC regular-season action vs. Alabama on Jan. 11, 2020. Kansas has won 1,000 conference games when combining its records in the Big 6, Big 7, Big 8 and Big 12, but no other team in the country had won 1,000 or more regular-season league games in one conference alone
- Six teams made the 2021 NCAA Tournament field with Arkansas reaching the Elite Eight and Alabama making the Sweet Sixteen
- The SEC has had 21 NCAA Tournament selections over the last three tournaments, tied for the second most. Only the Atlantic Coast Conference (23) has had more
- The SEC went 7-6 in NCAA Tournament games in 2021. SEC teams are 73-43 (62.9%) in the NCAA tourney since 2012
- The league has advanced at least one team to the Elite Eight in nine of the last 11 tournaments and nine different SEC teams have advanced to the Sweet Sixteen in the last four NCAA Tournaments
- The SEC has held its own in the annual Big 12/SEC Challenge. The SEC leads 25-24 over the last five seasons in the yearly January showdown and won outright in 2021
- Seven SEC teams are in the Dec. 6 Associated Press Top 25. That's the most of any league
- A nation-leading eight SEC teams are ranked in the top 50 of Dec. 5 NET rankings, while 10 are among the top 100

## Cats Deliver the Knockout Punch

Kentucky is 292-12 (96.1%) in the John Calipari era when leading by at least 10 points at any time in the contest.

UK surrendered four such instances in 2020-21 (in 11 games) slightly waters down just how dominant Calipari teams have been with a sizable lead.

Nine of the 12 losses in the Calipari era are to conference opponents.

Perhaps most impressive of all is that 69.2% of games Calipari has coached in at Kentucky have produced 10-point leads at some point during the game for UK. The Wildcats have led by 10 points or more in a whopping 84.6% of Calipari's 345 career wins at Kentucky.





# NOTES

## Hold Them to 55 Points, 40%

Defense has always been a recipe for success for the Wildcats under John Calipari. The special ingredient: 55 points. Kentucky is a perfect 81-0 under Calipari when holding the opponent to 55 points or fewer, including 2-0 this season.

The Wildcats are 194-9 (95.6%) under Calipari when limiting the opponent to 63 points or less. The 2020-21 season was a bit of an anomaly as UK was just 3-2 under the same circumstances. Five times last season UK lost despite holding teams to 66 points or less. Under Calipari, that had only occurred 12 times in 407 games prior to the 2020-21 season. UK is 6-0 this season in such circumstances.

Kentucky also fares well when it keeps the competition to 40% or less from the floor. UK is 214-24 (89.9%) vs. opponents under Calipari when its field-goal percentage is 40% or less. Kentucky is 5-0 this season when limiting an opponent to 40% or less, having held its first five opponents at home below 40%.

## Always Efficient

According to Ken Pomeroy's calculations on kenpom.com, Kentucky teams under John Calipari have consistently ranked among the most efficient teams in the country per possession.

Season	Offense (Rank)	Defense (Rank)	Overall
2021-22	113.2 (15)	91.5 (25)	13th
2020-21	108.0 (84)	93.1 (35)	49th
2019-20	112.7 (24)	95.1 (52)	29th
2018-19	117.6 (14)	90.1 (8)	8th
2017-18	115.8 (24)	95.4 (22)	17th
2016-17	119.1 (12)	91.4 (7)	4th
2015-16	120.4 (5)	98.0 (53)	6th
2014-15	119.3 (5)	86.5 (2)	1st
2013-14	117.6 (10)	96.9 (41)	11th
2012-13	108.8 (42)	99.1 (129)	42nd
2011-12	122.9 (2)	88.2 (9)	1st
2010-11	118.1 (7)	90.4 (15)	6th
2009-10	116.1 (15)	86.2 (6)	3rd

*through games on Nov. 30*

## Big-Game Cal, Cats

John Calipari's teams aren't just good against the best teams in the country, they're great. Not only does Kentucky own a 64-39 record (62.1%) vs. Associated Press Top 25 teams under John Calipari, UK is 7-4 when both teams are ranked in the AP top five.

All-time, Calipari is 13-8 when both teams are ranked in the AP top five. When both teams are ranked in the AP Top 25, Calipari's all-time record is 86-59, including a 55-31 mark at Kentucky. When both are ranked in the top 10 he has a 27-20 record, including 16-13 at UK.

By defeating top-ranked Michigan State to start the 2019-20 season, UK knocked off the No. 1 team in consecutive seasons for the first time in school history. Kentucky downed Tennessee on Feb. 19, 2019. With the win over MSU to begin 2019-20, the Wildcats have nine victories over the No. 1 team in 25 tries in program history.

Calipari improved to 6-4 vs. the No. 1 team in his career with the win vs. Michigan State, including 3-2 at Kentucky. According to ESPN, Calipari is the only coach with a winning (.600) percentage against No. 1 ranked teams with a minimum of 10 games faced against the No. 1.

## Taking Care of Business

Kentucky's 64-39 record vs. opponents ranked in the Associated Press Top 25 in John Calipari's tenure is impressive, but the Wildcats' ability to beat all-comers can't be overlooked. Under Calipari, UK is 281-55 vs. unranked competition, an .836 winning percentage.

## Cats Don't Count on the 3

Kentucky has never been reliant on the 3 under John Calipari.

Last season, Kentucky ranked in the bottom half nationally in 3-point field goals per game (ranked 255th with 6.4 per game) and 3-point scoring distribution (only 27.3% of UK's points came from 3s, ranked 266th). UK took 49 fewer 3-pointers than the opposition and made five

or fewer 3-pointers in 12 of 25 games.

It is too early to make any grand conclusions about Kentucky's perimeter shooting, but so far UK is generating 22.6% of its points from beyond the arc and 27.7% of its attempts are from long range.

Kentucky's perimeter shooting is led by Kellan Grady, who entered the season with a career 3-point field-goal percentage of 36.6%. He has sunk 13 of 31 for a 41.9% clip thus far. TyTy Washington Jr. has added 10 treys at a 40.0% rate. As a team, the Wildcats are connecting at a 33.1% rate, which is currently tied for the lowest 3-point field-goal clip under Calipari, but UK has shown signs of being able to make them in a flurry. The Wildcats made 52.2% against Robert Morris with 12 makes.

Kentucky was expecting to add the nation's top 3-point shooter over the last two seasons (percentage with a minimum of 150 attempts) in Iowa transfer CJ Fredrick, but he is likely to miss the 2021-22 season after undergoing surgery to repair a left hamstring injury.

If you have followed Calipari's teams over the years, Kentucky has never relied on the 3-point shot. While teams nationally are taking more 3-point shots than ever before, UK has generally bucked the trend and played to the style that's best suited for that particular group.

The highest percentage of 3-point shots taken under Calipari was the 2010-11 Final Four team that lofted 32.4% of its shots from beyond the arc. No surprise, that team consisted of Brandon Knight and Doron Lamb on the perimeter. That team is also Calipari's top 3-point shooting team at Kentucky. The most attempts per game in the Calipari era was the 2016-17 squad that took 19.89 3-point shots per game.

Not relying on the 3 certainly hasn't hurt the Wildcats. UK is 10-3 all-time under Calipari when making one or fewer from long range. Kentucky has made at least three in every game of 2021-22.

Year	% of Attempts from 3	3-Point FG%
2009-10:	.313	.331 (t-lowest)
2010-11:	.324 (highest)	.397 (highest)
2011-12:	.265	.378
2012-13:	.293	.346
2013-14:	.276	.332
2014-15:	.271 (lowest)	.349
2015-16:	.310	.366
2016-17:	.316	.353
2017-18:	.258	.357
2018-19:	.296	.354
2019-20:	.266	.343
2020-21:	.322	.336
2021-22:	.277	.331 (t-lowest)

## Taking Advantage of Free Points

Through games on Nov. 29, Kentucky was ranked 29th in the nation in free-throw percentage with a 77.8% success rate. The John Calipari era high of 79.7% was set during the 2019-20 season.

Kentucky has made at least 77.3% in four of its seven games, including a 16-for-17 performance vs. Ohio.

The only issue so far is this team isn't getting to the line nearly as much as Calipari teams are accustomed to. The Wildcats are averaging just 14.1 attempts a game, fortunately capitalizing on 11.0 of them per game with the high percentage of makes so far, but each would easily be the lowest of Calipari's 13-season tenure.

Just 13.2% of Kentucky's points have come at the line, a number Calipari would certainly like to see go up. Only one Calipari team has ever shot or made fewer free throws than the opposition in a season (the 2015-16 guard-heavy group). UK currently has 15 more attempts than its opponents in 2021-22 with 23 more makes.

The 2013-14 squad averaged the most trips (28.7) and makes (19.5) per game under Calipari's tutelage. The low was the 2010-11 team, which attempted 20.8 free throws with 14.7 makes per contest.

## Lineup Comparison

Most Frequent Lineups	Total Minutes	Points For	Points Against	+/-	+/- Per 40 Min.
Wheeler, Washington, Brooks, Grady, Tshiebwe	46:49	111	64	+47	+40.16
Wheeler, Washington, Grady, Tshiebwe, Collins	20:49	53	34	+19	+36.51
Wheeler, Washington, Brooks, Tshiebwe, Mintz	14:41	31	13	+18	+49.04
Wheeler, Washington, Brooks, Grady, Collins	12:08	24	25	-1	-3.30
Wheeler, Washington, Grady, Tshiebwe, Toppin	9:12	16	11	+5	+21.74
Wheeler, Brooks, Grady, Tshiebwe, Mintz	8:09	21	13	+8	+39.26
Washington, Brooks, Grady, Tshiebwe, Mintz	7:44	19	7	+12	+62.07
Wheeler, Grady, Tshiebwe, Toppin, Mintz	7:18	12	11	+1	+5.48
Wheeler, Washington, Tshiebwe, Hopkins, Allen	7:09	19	9	+10	+55.94
Wheeler, Washington, Tshiebwe, Collins, Allen	6:59	25	9	+16	+91.65



# NOTES

## Kentucky's Schedule Packs a Punch

Kentucky's schedule is always among the toughest in the country and this season will be no different.

UK's nonconference schedule opened with Duke in New York on Nov. 9 in the Champions Classic. It will also feature the inaugural Unity Series game vs. Southern on Dec. 7, a trip to Notre Dame on Dec. 11, Ohio State in Las Vegas on Dec. 18 in the CBS Sports Classic, Louisville at home on Dec. 22, the return of former UK coach Tubby Smith when High Point visits on Dec. 31, and a road game vs. Kansas on Jan. 29 in the Big 12/SEC Challenge.

The nonconference schedule will give way to the typically difficult Southeastern Conference slate. UK will play its permanent home-and-away opponents of Florida, Tennessee and Vanderbilt twice, plus host and visit Alabama and LSU. The Wildcats will face the remaining eight SEC opponents once. The league has earned 21 berths in the last three NCAA Tournaments, tied for the second most in college basketball in that time period.

Nine Kentucky opponents are ranked in the Dec. 6 Associated Press Top 25. Nonconference opponents in Duke (3), Kansas (8) and Ohio State (21) are among the ranked teams.

In addition to the Wildcats, the other SEC programs ranking among the top 25 include Alabama (9), Arkansas (12), Tennessee (13), Auburn (18), Florida (20) and LSU (25).

Kentucky has already played one ranked foe in Duke on Nov. 9. The Wildcats are slated to have 11 additional matchups with ranked foes, with UK playing Alabama, Florida, LSU and Tennessee twice.

## Four Players on National Watch Lists

Four Wildcats -- Kellan Grady, Oscar Tshiebwe, TyTy Washington Jr. and Sahvir Wheeler -- are on major national watch lists to begin the season.

Grady and Washington are two of 40 players on the preseason watch list for the Lute Olson Award, awarded annually to the national player of the year by CollegeInsider.com. The duo is also on the Wooden Award preseason list for player of the year.

Three Wildcats are on preseason watch lists for the positional player of the year awards presented by the Naismith Memorial Basketball Hall of Fame preseason watch lists. Kentucky is one of 13 schools to have at least three players named to the preseason lists.

Wheeler is on the list for the Bob Cousy Award (best point guard), Grady is nominated for the Jerry West Award (best shooting guard) and Tshiebwe is among the nation's early favorites for the Kareem Abdul-Jabbar Award (best center).

## And the Winner is ... Kentucky!

Kentucky has dominated the weekly Southeastern Conference awards under John Calipari. UK has won more SEC honors (111) than any school during the Calipari era, including 86 SEC Freshman of the Week honors and 25 SEC Player of the Week awards.

TyTy Washington Jr. won UK's first honor of the 2021-22 season on Nov. 22 after averaging a team-high 18.0 points per game in two wins over Mount St. Mary's and Ohio. He also added 7.5 rebounds and 4.0 assists per game.

## UK Picked to Win SEC Title; Four Honored in Preseason

Bolstered by a collection of transfers and top-rated freshmen, as well as a core group of returners who combine to form the most experienced Kentucky team under the direction of 13th-year head coach John Calipari, the Wildcats were picked to win the 2022 Southeastern Conference title by the league's media.

UK was voted to win their seventh regular-season title under Calipari by the league's media members. Should Kentucky achieve the feat, it would mark the program's 50th overall regular-season title. No other school comes close, with LSU in second place with 11 SEC regular-season championships.

In addition to the preseason poll, four Wildcats were selected to the preseason All-SEC squads by both the media and the coaches. Junior guard Sahvir Wheeler was picked to the first team, while graduate student guard Kellan Grady and junior forwards Keion Brooks Jr. and Oscar Tshiebwe were tabbed to the second team. Brooks and Wheeler also received at least one vote for the preseason pick for SEC Player of the Year by the media.

It's the 16th time since the 1998-99 season the Wildcats are the overall preseason favorite. Calipari has directed his teams to regular-season SEC crowns in 2010, 2012, 2015, 2016, 2017 and 2020. Kentucky has claimed the SEC Tournament title six times under his direction in 2010, 2011, 2015, 2016, 2017 and 2018.

## UK Leads with 27 on NBA Opening-Day Rosters

The tipoff to the 2021-22 NBA season featured 27 players on NBA opening-day rosters (including two-way and inactive players) who played and finished their college basketball careers at Kentucky, more than any other college program in the country. Duke, with 21, was the only other school with more than 20 players in the NBA.

Of the 30 NBA franchises featuring a Wildcat, 17 have multiple UK players.

Arguably the two most visible and storied NBA franchises, the New York Knicks and the Los

Angeles Lakers, have the most.

The Knicks -- nicknamed the Kentucky Knicks by much of Big Blue Nation for UK's significant roster presence -- remain the leader in NBA Wildcats with four. Former Kentucky stars Kevin Knox II (2018), Nerlens Noel (2013), Immanuel Quickley (2019-20) and Julius Randle (2014) call New York their professional home. A fifth player, Derrick Rose, also played for John Calipari but at Memphis (2008), and assistant coach Kenny Payne was a longtime UK assistant. All played prominent roles in the Knicks' run to the NBA Playoffs last season.

The Lakers are just behind the Knicks with three former Kentucky players in Anthony Davis (2012), Malik Monk (2017) and Rajon Rondo (2005-06). Davis and Rondo won NBA titles with the Lakers in 2020. Adding to the UK ties, is head coach Frank Vogel who is a Kentucky graduate and former Wildcat student manager and video coordinator.

Five other franchises -- the Charlotte Hornets (Nick Richards [2018-20], PJ Washington [2018-19]), the Detroit Pistons (Hamidou Diallo [2017-18], Trey Lyles [2015]), the Los Angeles Clippers (Eric Bledsoe [2010], Brandon Boston Jr. [2021], the Miami Heat (Bam Adebayo [2017], Tyler Herro [2019]) and the Minnesota Timberwolves (Karl-Anthony Towns [2015], Jarred Vanderbilt [2018]) -- opened the season with at least two Wildcats apiece.

Rondo, now in his 16th season, remains the most experienced Kentucky player in the league. He returned to the Lakers in the offseason for a second stint after playing with the Hawks and Clippers last season. Boston Jr. and Isaiah Jackson (2021) will be the youngest-tenured NBA Wildcats as rookies.

Of the 27 Wildcats on opening-day NBA rosters, John Calipari coached 26 of them. With Rose, a former Calipari player at Memphis, Calipari also coached 27 players on 2021-22 opening-day rosters.

More than 20 other Wildcats are slated to play in the NBA G League or play professionally overseas. Other notable alumni include, 1978 national champion Dwane Casey, who returns as head coach of the Detroit Pistons, and Pat Riley continues to serve as president of the Heat.

Kentucky has enjoyed unprecedented success at putting players in the NBA under Calipari. In the 12 previous seasons of the Calipari era, 43 players have been selected in the NBA Draft, more than any other school. Included in the recent run are 32 first-round picks, three No. 1 overall selections (Davis, Towns and John Wall [2010]) and 21 lottery selections.

Calipari's players have entered the league NBA-ready. His players have garnered 26 All-Star selections -- all since 2010 -- with Davis winning the game's MVP honor in 2017. Rose was named NBA MVP in 2011. Six of his players have been tabbed All-NBA (Rose, Wall, Davis, Towns, Randle and DeMarcus Cousins), three have been named NBA Rookie of the Year (Rose, Towns and Tyreke Evans), and 15 players from Calipari's first 11 teams at Kentucky have made the NBA All-Rookie teams. UK has produced more All-NBA players, more NBA All-Rookie and more NBA All-Defensive players than any other school in the Calipari era.

The 2020-21 season was another successful one for the former Kentucky stars. Randle was named the 2021 NBA Most Improved Player while Devin Booker (2015) achieved superstar status with a sensational run to the NBA Finals. Following the season, Adebayo, Booker and Keldon Johnson (2019) won gold medals with the U.S. Olympic Team at the Summer Games.

Using figures compiled by basketball-reference.com and spotrac.com, Calipari-coached players only (which includes Rose but not Rondo) have amassed nearly \$3.4 billion in career NBA contracts. In the 12 seasons Calipari has been the head coach at Kentucky, his players have totaled nearly \$3 billion in NBA contracts.

In the 2021-22 season alone, former UK players are slated to make nearly \$340 million. Calipari-coached players only (which includes Rose but not Rondo) will make about the same.

Calipari produced a top-10 pick in 11 straight drafts prior to 2020, a feat no other coach has ever accomplished. He has a streak of 14 consecutive drafts with a first-round pick. Calipari is the only coach in the history of the sport to have four players drafted No. 1 overall (Rose -- 2008, Wall -- 2010, Davis -- 2012, Towns -- 2015).

A breakdown of the Wildcats in the NBA can be found later in the notes.

## Wildcats Sign Four During Fall Signing Period

Even by John Calipari era standards, Kentucky 2022 signing class is shaping up to be one of the best in school history.

Sky Clark, Chris Livingston, Shaedon Sharpe and Cason Wallace -- all four consensus five-star prospects in the class of 2022 -- signed national letters of intent with UK.

Sharpe will enroll at Kentucky for the 2022 spring semester. Clarke, Livingston and Wallace will join the program for the 2022-23 season.

"I am really excited about this group," John Calipari said. "When you watch these guys play, the talent and upside is obvious, but what stands out to me about all four of them is how much they want this and want to be here. Their mentality and their drive separate them from their peers. They all wanted to play with one another and wanted the challenge of competing against the best every day. Big Blue Nation, I can't wait for you to meet this group and watch them play."

With the spring signing period still to go, UK is going to be in the mix for one of the top classes in the nation yet again. Rivals and 247Sports currently rank it as the top haul of the fall with four signees.

## Wins vs. Losses in 2021-22

Result	FG%	Opp. FG%	3-Pt. FG%	Opp 3-Pt. FG%	FT%	RPG	APG	TOPG	BPG	SPG	PPG	Opp PPG
Wins	.504	.361	.322	.307	.772	47.0	17.5	12.5	5.5	7.3	85.7	57.3
Losses	.377	.508	.389	.077	.857	44.0	15.0	13.0	3.0	4.0	71.0	79.0



# NOTES

In every season but one of the Calipari era, the Wildcats have signed a top-three recruiting class according to the Recruiting Services Consensus Index, which tallies major recruiting rankings and plugs them into a formula to calculate a consensus ranking. With the fall additions, Kentucky has signed 66 top-50 recruits, 52 top-25 players and 29 top-10 players (according to Rivals) in what will now be Calipari's 14 recruiting classes at Kentucky.

The fall signing period concludes Wednesday. The spring signing period begins April 13. UK can only comment on prospects who have signed official paperwork with the university.

- **Sky Clark (Los Angeles):** Point guard | 6-3, 195 pounds | No. 16 overall by ESPN, No. 18 by 247Sports, No. 21 by Rivals | Averaged 26.4 points, 4.7 rebounds and 3.5 assists in 11 games for Ensworth High School in Nashville, Tennessee, in 2020-21 as a junior before opting out for the remainder of the season due to the COVID-19 pandemic | First commitment in the 2022 class | Tore his ACL at the beginning of the summer after transferring to Montverde Academy in Florida but is expected to make a full recovery before arriving at Kentucky
- **Chris Livingston (Akron, Ohio):** Small forward | 6-7, 210 pounds | No. 5 overall by 247Sports, No. 8 by Rivals, No. 12 by ESPN | Averaged 31.1 points, 15.8 rebounds, 6.1 assists, 4.7 steals and 4.0 blocks for Buchtel High School in Akron, Ohio, in 2020-21 as a junior | 2021 Gatorade Ohio Player of the Year and MaxPreps Junior All-America First Team | Named MVP of the 2019 FIBA Americas U16 Championship after leading Team USA to a gold medal while averaging 14.8 points and 8.0 rebounds
- **Shaedon Sharpe (London, Ontario):** Shooting guard | 6-5, 195 pounds | No. 1 overall by Rivals, 247Sports and ESPN | Averaged 22.6 points, 5.8 rebounds, and 2.7 assists in the 2021 Nike Elite Youth Basketball League | If the rankings hold, would be the first consensus No. 1 prospect to sign with Kentucky since Nerlens Noel in 2012 | Will enroll at UK for the 2022 spring semester
- **Cason Wallace (Dallas):** Combo guard | 6-4, 180 pounds | No. 7 overall by 247Sports, No. 9 by ESPN and No. 10 by Rivals | Averaged 15.2 points, 6.9 rebounds, 4.8 assists, 1.4 blocks and 1.2 steals in the 2021 Nike EYBL | Led the NBPA Top 100 Camp in assists (5.0) and steals (3.0) per game while posting 10.3 points and 4.3 rebounds

## Orlando "Tubby" Smith to Have Jersey Retired

Orlando "Tubby" Smith, who coached the University of Kentucky men's basketball program to the 1998 national championship and several Southeastern Conference titles, will have a jersey retired in his honor. The official ceremony will take place Dec. 31 during UK's home game against Smith's current squad, High Point University.

Smith was head coach of the Wildcats for 10 years, from the 1997-98 season through the 2006-07 campaign. His first team became known as the "Comeback Cats" after the Wildcats erased multiple double-digit deficits en route to a 35-4 record and UK's seventh national title.

Trailing Duke by 17 points, with less than 10 minutes to play in the South Regional final, the Wildcats stormed back to win 86-84. Down by 10 against Stanford in the second half of the NCAA semifinal, the Cats clawed back to force overtime and an eventual 86-85 victory. And, it wouldn't have been fitting if UK hadn't trailed Utah by 10 points at halftime of the title tilt, again rallying to take the trophy by a score of 78-69.

During his 10 seasons, Smith coached the Wildcats to at least 22 victories each season, totaling a 263-83 record (76.0%). His teams won five regular-season SEC championships and five SEC Tournament crowns, featuring a league title (regular season or tournament) in seven of his 10 years at UK. His teams advanced to the NCAA Tournament in all 10 seasons, including six trips to the Sweet Sixteen, and had a 23-9 record (71.9%) in the national playoffs.

Smith was three-time National Coach of the Year (1998, 2003, 2005) as well as a three-time SEC Coach of the Year selection while at UK. He also spent two seasons at UK as an assistant

coach, 1989-90 and 1990-91, helping rebuild the program and achieving a 22-6 record and SEC-best 14-4 league mark during the 1991 campaign.

During his outstanding career, Smith also was head coach at Tulsa, Georgia, Minnesota, Texas Tech and Memphis before his current post at his alma mater. He enters the upcoming season with a career head-coaching record of 631-355.

Smith will be the 44th retired jersey to hang in the rafters of Rupp Arena, including fellow national championship coaches Adolph Rupp, Joe B. Hall and Rick Pitino.

Smith was elected by the Retired Jersey Subcommittee of the UK Athletics Hall of Fame Committee. The UK Athletics Hall of Fame was started in 2005 to recognize and honor persons whose participation and contributions enriched and strengthened the University's athletics program. There is a five-year waiting period, after leaving UK, to be eligible for inclusion into the Hall of Fame. Hall of Famers are eligible for jersey retirement five years after they have been elected to the Hall of Fame.

## Best in the Bluegrass

Kentucky is 20-3 against in-state foes with John Calipari at the helm, including an 11-3 mark vs. Louisville.

Two of the victories over the Cardinals were during postseason play. The Wildcats have won all six meetings played inside Rupp Arena, including a 29-point win in 2017-18, the third-largest margin of victory in the history of the series. UofL's three wins are by a combined nine points.

Here is a list of the meetings between the state's two premier programs in the Calipari era:

- Jan. 2, 2010 - UK won 71-62 at Rupp Arena
- Dec. 31, 2010 - UK won 78-63 at the KFC Yum! Center
- Dec. 31, 2011 - UK won 69-62 at Rupp Arena
- March 31, 2012 - UK won 69-61 at the Superdome (NCAA Final Four in New Orleans)
- Dec. 29, 2012 - Louisville won 80-77 at the KFC Yum! Center
- Dec. 28, 2013 - UK won 73-66 at Rupp Arena
- March 28, 2014 - UK won 74-69 at Lucas Oil Stadium (NCAA Sweet Sixteen in Indianapolis)
- Dec. 27, 2014 - UK won 58-50 at the KFC Yum! Center
- Dec. 26, 2015 - UK won 75-73 at Rupp Arena
- Dec. 21, 2016 - Louisville won 73-70 at the KFC Yum! Center
- Dec. 29, 2017 - UK won 90-61 at Rupp Arena
- Dec. 29, 2018 - UK won 71-58 at the KFC Yum! Center
- Dec. 28, 2019 - UK won 78-70 (OT) at Rupp Arena
- Dec. 26, 2020 - Louisville won 62-59 at KFC Yum! Center

## Reconnecting with Big Blue Nation and Giving Back

One of John Calipari's main missions this summer was to reconnect his team with the Big Blue Nation.

The COVID-19 pandemic limited the Wildcats' interactions with fans during the 2020-21 season. Between reduced attendance at Rupp Arena (3,075 fans), no Big Blue Madness and considerable restrictions with various fan activities throughout the season, the 2020-21 group was deprived of one of the staples of the Kentucky program.

With many of the health and safety protocols scaled back this summer, Calipari made sure to take his team on the road and get in front of the Kentucky fan base.

While touring the state for its annual satellite camp tour, the Wildcats visited local community centers, regional health facilities and spent a morning at Fort Knox. Players and staff continued the touch points into the fall with visits throughout the state for ticket giveaways.

The motivation for Calipari is obviously to give back to the community, but it also benefits his players to see firsthand the role they play in the state.

"I want these players to realize the impact that they have in our state," Calipari said. "You

## Efficiency Stats in 2021-22

Player	Minutes	Assist %	Effective FG %	True Shooting %	Usage %	Def. Reb. %	Off. Reb. %	True Reb. %
Dontae Allen	76	12.0	.432	.464	24.6	19.0	4.5	12.1
Keion Brooks Jr.	149	1.1	.493	.533	26.7	14.6	7.7	11.3
Brennan Canada	6	25.2	1.000	1.000	7.6	0.0	19.0	9.0
Daimion Collins	99	4.5	.640	.684	16.9	11.5	10.4	11.0
CJ Fredrick	-	-	-	-	-	-	-	-
Kellan Grady	180	4.8	.587	.600	14.3	4.6	0.6	2.7
Bryce Hopkins	80	7.2	.500	.523	18.7	14.2	11.4	12.9
Davion Mintz	85	9.8	.568	.598	15.2	13.1	5.6	9.6
Zan Payne	6	0.0	.250	.410	37.2	0.0	0.0	0.0
Jacob Toppin	47	9.1	.500	.509	16.3	15.4	4.9	10.4
Oscar Tshiebwe	191	6.8	.631	.655	21.2	34.6	28.7	31.8
Lance Ware	24	0.0	.600	.510	15.0	12.9	4.8	9.0
TyTy Washington Jr.	227	13.7	.528	.552	21.4	13.7	3.0	8.6
Kareem Watkins	6	20.1	.000	.000	22.9	34.4	19.0	27.1
Sahvir Wheeler	224	39.7	.459	.495	20.6	5.5	3.6	4.6



# NOTES

understand that this is important to our state and it's about bringing people together, doing things to make a difference for people's lives, not trying to separate."

During Thanksgiving, the Wildcats took advantage of another long-led Calipari tradition by serving Thanksgiving dinner at the Salvation Army in between practice sessions and a Thanksgiving dinner of their own.

## Antigua, Coleman Highlight New-Look Bench

The Kentucky coaching staff underwent an offseason transformation with a familiar face in Orlando Antigua returning to the UK bench and another top assistant from Illinois in Chin Coleman coming on board. Calipari also created a new position, hiring TJ Beisner as director of player development.

Antigua, a key assistant in the first five seasons of the Calipari era at Kentucky, rejoined the program as associate coach. Coleman joined the staff after four seasons with Illinois.

Antigua and Coleman occupy two of the three on-court assistant coaching positions on the 2021-22 staff. Jai Lucas remains in the other assistant coaching position and Bruiser Flint was elevated to associate to the head coach. Both Lucas and Flint are in their second seasons at Kentucky.

During Antigua's first stint at Kentucky, featuring the 2009-10 season through the 2013-14 national runner-up run, UK compiled a 152-37 record (80.4%) with a national championship, three Final Four appearances, and two Southeastern Conference regular-season titles and two SEC Tournament crowns.

Known for his eye on the recruiting trail, Antigua helped UK pull in five straight top-ranked recruiting classes (Recruiting Services Consensus Index). In his initial season with the Wildcats, Antigua saw three of his signees drafted in the first round of the 2010 NBA Draft. He was a central figure in the 2010 and 2011 No. 1 classes, which led UK to its eighth national title in 2012 and its first since 1998.

Coleman spent the previous four seasons with Illinois. He was instrumental in the development of Ayo Dosunmu, one of the country's best point guards over the last three seasons. Under Coleman's guidance, Dosunmu raked in dozens of national and conference honors, including USA Today National Player of the Year, Bob Cousy Point Guard of the Year and NCAA Consensus All-America First Team honors. He averaged 20.1 points and 5.3 assists to lead Illinois to a No. 1 seed in the NCAA Tournament.

With Coleman on the bench, Illinois posted back-to-back 20-win seasons the last two years for the first time since the 2012-13 and 2013-14 seasons and finished second in the Big Ten in 2021. With Coleman serving as a defensive coordinator in 2020-21, the Illini finished seventh in the country in the Ken Pomeroy's adjusted defensive rankings and hovered around the top spot for much of the season.

Beisner, who has more than 15 years of experience in media, communications and digital marketing, oversees the execution of all elements of the student-athlete's off-court experience, including primary areas of player welfare and branding.

In concert with Kentucky's brand and content team and the Kentucky Road initiative – Beisner leads and supports the Wildcats' brand-building strategy in the new Name, Image and Likeness era, monitors all changes in NCAA legislation and trends across college athletics to develop strategies and solutions to keep Kentucky at the forefront of college basketball, organizes and manages the program's community service involvement, provides support to players on non-basketball issues, and develops team-wide events focused on educating student-athletes on personal and career development.

Brad Calipari and Riley Welch also joined the staff as graduate assistants. They are involved in on-court activities with the Wildcats, including practices, individual workouts and film sessions.

Calipari played for the Wildcats from 2017-19 and was a part of a program that won 88 games, advanced to the Elite Eight twice, won an SEC regular-season championship and two SEC Tournament titles. He finished his collegiate career at Detroit Mercy where he saw action in 33 games over two seasons for the Titans. During the 2019-20 season, Calipari averaged 6.1 points per game and connected on 51 3-pointers.

A 2019 graduate of Kentucky with a degree in communication, Calipari earned his undergraduate degree in three years. He was a two-time SEC Academic Honor Roll member. At Detroit Mercy he completed a master's degree in liberal studies in May of 2021.

Welch just concluded a two-year career with the Wildcats and graduated in May with an undergraduate degree in liberal studies. He appeared in 34 career games as a Division I player split between two years at Kentucky and one at UC Irvine. Welch also played one season at the College of the Desert where he averaged 8.2 points and 5.0 assists per game.

## Lucas Tabbed 'Rising Star' in the Athletic's '40 Under 40' List

Jai Lucas was ranked by the Athletic as one of the most influential people in college basketball younger than 40 years old.

The "40 Under 40" list is comprised of figures of all ranks, head coaches, assistants included and contributors to the game. The list is intended to "spotlight not only the most visible candidates (head coaches, broadcasters, players), but also a wide array of assistant coaches, writers, executives, administrators, bloggers, numbers crunchers and power brokers who give the sport its texture and flavor — and who themselves have a bright future."

Lucas, 32 years old, is in his second season as an assistant coach and the recruiting coordinator for UK.

Seth Davis, managing editor of the Athletic, headed up the list wrote that Lucas "brings an invaluable pedigree to the job. ... Lucas brings youthful energy to the gym and the recruiting trail, and his value to the program will only increase as he acquires more experience."

A former McDonald's High School All American and now a highly respected coach, Lucas joined the staff as a recruiting coordinator in August of 2020 and was quickly transitioned into a full-time assistant coaching role for the 2020-21 season.

As an assistant, Lucas has been tasked with taking a lead role in Kentucky's recruiting efforts while filling the traditional on-court roles of an assistant, including helping with game and practice preparation and playing a key role in player development through practice and individual workouts. Additionally, as recruiting coordinator, he manages official and unofficial visits and is responsible for the recruiting strategy for the program.

## Success Rate

The Wildcats received an NCAA award in the spring of 2020 for placing in the top 10% of all men's basketball teams in the country in the NCAA's annual Academic Progress Rate. UK scored a 994 out of a possible 1,000.

It marked the sixth straight year the men's basketball team has received the award and the seventh time since 2009.

The APR provides a real-time look at a team's academic success by the progress of each student-athlete on scholarship. The APR measures academic eligibility, retention and graduation. The scores are a four-year composite, covering the 2015-16 through 2018-19 school years.

Every Division I sports team across the nation calculates its APR each academic year, similar to a report card. Scholarship student-athletes each semester earn one point for remaining eligible and one point for staying in school or graduating.

UK has received a perfect 1,000 mark in six of the last seven single-year APR rates that have been released (numbers were not released last year due to the COVID-19 pandemic). Teams scoring below 930 can face consequences intended to direct additional focus on academics. Those penalties can include practice restrictions and playing-season reductions.

The Wildcats routinely perform well in the classroom, including posting a 3.122 grade-point average in the 2020 fall semester.

## Three Inducted into UK Athletics Hall of Fame

Kentucky basketball greats Ron Mercer (1996-97), Wayne Turner (1996-99) and Nazr Mohammed (1996-98) were inducted into the UK Athletics Hall of Fame in early November.

Mercer and Turner were enshrined as a part of the 2020 class and Mohammed was a member of the 2021 class. The 2020 class was unable to be recognized last year due to the COVID-19 pandemic.

The UK Athletics Hall of Fame was started in 2005 to recognize and honor athletes, coaches and contributors whose participation and achievements enriched and strengthened the University's athletics program. The charter class included 88 individuals who had previously had their jersey retired by UK.

There is a five-year waiting period after leaving UK to be eligible for inclusion into the Hall of Fame. A committee consisting of Hall of Famers, media members, campus representatives and current coaches and administrators elects new inductees each year.

Mercer was a member of the 1996 national championship team as well as the 1997 national runner-up team. He was an NCAA Consensus All-America First Team member in 1997 and a two-time NCAA Tournament All-Final Four Team selection.

After making the Southeastern Conference All-Freshman Team in 1996, Mercer was one of the top players in college basketball in 1997. In that season, he was named the NCAA Tournament West Regional Most Outstanding Player, Southeastern Conference Player of the Year by both the league's coaches and the Associated Press, and the 1997 SEC Tournament MVP. Mercer scored 725 points in his sophomore season, at the time the fifth most in a season in program history.

Mercer is a member of Kentucky's 1,000-point club (1,013). He declared for the 1997 NBA Draft after his sophomore season and was drafted sixth overall by the Boston Celtics. He played eight seasons in the NBA.

Turner was a member of the 1996 and 1998 national championship teams as well as the 1997 national runner-up team. He finished his career as UK's and the NCAA's all-time games played leader with 151 games (now ranks second), UK's all-time steals leader with 238, and a member of UK's 1,000-point club (1,170).

During his career, Turner helped the Wildcats to two SEC regular-season championships and three SEC Tournament titles.

Turner was named to the 1997 NCAA Tournament All-West Regional Team, the 1998 NCAA Tournament All-South Region Most Outstanding Player and the 1998 SEC Tournament MVP. He was also selected for the All-SEC Third Team and the SEC All-Tournament Team in 1999. He played one season in the NBA.

Mohammed is a two-time national champion having played pivotal role on both the 1996 and 1998 teams. He was the second-leading scorer on the 35-4 squad that was dubbed the "Comeback Cats." He averaged 12 points, 7.2 rebounds and 1.9 blocks in 1998.

Mohammed was an All-SEC First Team selection in 1998 and was also named to the SEC All-Tournament Team after helping lead UK to a regular-season and tournament title.

Mohammed entered the NBA Draft following his junior season and was selected 29th overall by Utah. He played in more than 1,000 career NBA games. He scored nearly 6,000 points and hauled in nearly 5,000 rebounds during an 18-year career. Mohammed captured an NBA title in 2005 as a member of the San Antonio Spurs. He now serves as a scout for the Oklahoma City Thunder.



# NOTES

---

## **Rupp Arena Renovations Continue**

Renovations at Rupp Arena at Central Bank Center are continuing and nearing completion.

Originally announced when UK agreed to a new lease in December 2016, upper-level chair-back seating and new club areas were installed to Rupp Arena for the 2019-20 season with construction ongoing for club areas, expanded concourses, an exterior refresh and a new facade to the building.

Construction is expected to be completed in the spring of 2022.

Two club areas for season ticket holders have opened along with the president's suite. Fans in these new clubs are able to enjoy first-class amenities before, during and after games. These new clubs are crucial to providing the funds necessary for both the new lease agreement and the ongoing renovation of Rupp Arena. A third club area will be available for the 2021-22 season. Club membership does not include a ticketed seat and club members may have seats throughout Rupp Arena. Season ticket holders may purchase club memberships to accompany their season ticket package.

Construction will continue on the exterior of Rupp Arena with new metal "skin" and bold new metal and glass exterior that will wrap around the expanded concourse. The expanded concourse will feature 43,000 square feet of additional room once completed. Rupp Arena is also getting a new 85-foot tall multi-story atrium as its grand entrance into the renovated concourse. A 75-foot climate-controlled pedestrian bridge will provide a direct connection for fans from the Hyatt lobby straight into the Rupp Arena concourse.

This latest phase of Rupp renovations comes on the heels of the addition of a new center-hung scoreboard, ribbon boards, new sound system and lighting that have created a more dynamic game experience in Rupp.

The chair-back seating that was installed for the 2019-20 season was undertaken in response to years of feedback from fans asking for more comfortable seating in the upper level. The seating was installed in sections 211-217 and 228-234.

After the seat renovations, Rupp Arena now seats 20,500.



# KENTUCKY BY THE NUMBERS

Date	Opponent	Result	Points	Rebounds	Assists	Steals	Blocks
N. 9	vs. Duke <sup>1</sup>	L, 79-1	Tshiebwe - 17	Tshiebwe - 20 <sup>^</sup>	Wheeler - 10 <sup>^</sup>	Four tied - 1	Tshiebwe - 2
<b>N. 12</b>	<b>ROBERT MORRIS<sup>2</sup></b>	W, 100-60	Grady - 19 <sup>^</sup>	Tshiebwe - 20 <sup>^</sup>	Wheeler - 12 <sup>^</sup>	Two tied - 3 <sup>^</sup>	Collins - 4 <sup>^</sup>
<b>N. 16</b>	<b>MOUNT ST. MARY'S<sup>2</sup></b>	W, 80-55	Tshiebwe - 24 <sup>^</sup>	Tshiebwe - 16 <sup>^</sup>	Wheeler - 8 <sup>^</sup>	Two tied - 2 <sup>^</sup>	Tshiebwe - 3 <sup>^</sup>
<b>N. 19</b>	<b>OHIO<sup>2</sup></b>	W, 77-59	Brooks - 22 <sup>^</sup>	Washington - 12 <sup>^</sup>	Washington - 5 <sup>^</sup>	Two tied - 1 <sup>^</sup>	Two tied - 1 <sup>^</sup>
<b>N. 22</b>	<b>ALBANY</b>	W, 86-61	Washington - 20 <sup>^</sup>	Tshiebwe - 14 <sup>^</sup>	Wheeler - 7	Three tied - 1 <sup>^</sup>	Collins - 3 <sup>^</sup>
<b>N. 26</b>	<b>NORTH FLORIDA</b>	W, 86-52	Two tied - 14 <sup>^</sup>	Tshiebwe - 16 <sup>^</sup>	Wheeler - 14 <sup>^</sup>	Washington - 4 <sup>^</sup>	Tshiebwe - 2 <sup>^</sup>
<b>N. 29</b>	<b>CENTRAL MICHIGAN</b>	W, 85-57	Tshiebwe - 20 <sup>^</sup>	Tshiebwe - 16 <sup>^</sup>	Wheeler - 6 <sup>^</sup>	Tshiebwe - 3 <sup>^</sup>	Three tied - 1 <sup>^</sup>
<b>D. 7</b>	<b>SOUTHERN<sup>3</sup></b>						
D. 11	at Notre Dame						
D. 18	vs. Ohio State <sup>4</sup>						
<b>D. 22</b>	<b>LOUISVILLE</b>						
<b>D. 29</b>	<b>MISSOURI*</b>						
<b>D. 31</b>	<b>HIGH POINT</b>						
J. 4	at LSU*						
<b>J. 8</b>	<b>GEORGIA*</b>						
J. 11	at Vanderbilt*						
<b>J. 15</b>	<b>TENNESSEE*</b>						
J. 19	at Texas A&M*						
J. 22	at Auburn*						
<b>J. 25</b>	<b>MISSISSIPPI STATE*</b>						
J. 29	at Kansas <sup>5</sup>						
<b>F. 2</b>	<b>VANDERBILT*</b>						
F. 5	at Alabama*						
F. 8	at South Carolina*						
<b>F. 12</b>	<b>FLORIDA*</b>						
F. 15	at Tennessee*						
<b>F. 19</b>	<b>ALABAMA*</b>						
<b>F. 23</b>	<b>LSU*</b>						
F. 26	at Arkansas*						
<b>M. 1</b>	<b>OLE MISS*</b>						
M. 5	at Florida*						

All home games in **BOLD CAPS**

\*SEC game, ^game high

- 1 - Champions Classic (Madison Square Garden | New York)
- 2 - The Kentucky Classic (Rupp Arena | Lexington, Ky.)
- 3 - Unity Series (Rupp Arena | Lexington, Ky.)
- 4 - CBS Sports Classic (T-Mobile Arena | Las Vegas)
- 5 - Big 12/SEC Challenge (Allen Fieldhouse | Lawrence, Kan.)

## Times Led

Tshiebwe - 3  
Washington - 2  
Allen - 1  
Brooks - 1  
Grady - 1

## Times Led

Tshiebwe - 6  
Washington - 1

## Times Led

Wheeler - 6  
Washington - 1

## Times Led

Wheeler - 4  
Grady - 3  
Tshiebwe - 3  
Washington - 3  
Allen - 1  
Mintz - 1

## Times Led

Tshiebwe - 4  
Collins - 2  
Brooks - 1  
Ware - 1  
Washington - 1  
Wheeler - 1

## Comparing the Calipari Era

A look at the statistics throughout the John Calipari era through seven games of the season ...

Year	FG%	Opp. FG%	3-Pt. FG%	FT%	RPG	Assists	TOs.	Blocks	Steals	Points	PPG	Record
2021-22	.483	.383	.331	.778	46.6	120	88	36	48	585	83.6	6-1
2020-21	.414	.411	.250	.662	39.1	75	111	35	41	454	64.9	1-6
2019-20	.469	.361	.301	.784	40.0	102	90	32	32	538	76.9	6-1
2018-19	.497	.433	.348	.757	41.0	101	105	38	44	597	85.3	6-1
2017-18	.507	.384	.376	.636	41.0	115	111	42	42	548	78.3	6-1
2016-17	.496	.376	.323	.711	44.3	149	82	53	55	669	95.6	7-0
2015-16	.490	.385	.276	.665	40.7	93	90	44	53	558	79.7	7-0
2014-15	.477	.279	.323	.653	44.0	120	79	65	61	553	79.0	7-0
2013-14	.467	.363	.289	.674	48.6	91	90	52	33	597	85.3	6-1
2012-13	.492	.404	.376	.315	36.0	111	86	48	48	531	75.9	4-3
2011-12	.496	.313	.396	.682	44.3	114	91	80	59	586	83.7	7-0
2010-11	.463	.394	.414	.634	40.6	91	82	49	44	548	78.3	5-2



# MISCELLANEOUS STATS

Game Leaders							Games With ...							
No.	Name	Points	Rebounds	Blocks	Assists	Steals	10+ Pts	20+ Pts	10+ Rebs	3+ Assts	3+ Blks	3+ Stls	3+ 3s	Double-Double
0	Jacob Toppin*	0 (0)	0 (2)	0 (5)	0 (2)	0 (1)	0 (9)	0 (0)	0 (0)	0 (1)	0 (0)	0 (1)	0 (1)	0 (0)
1	CJ Fredrick*	0 (4)	0 (0)	0 (3)	0 (5)	0 (7)	0 (19)	0 (5)	0 (0)	0 (21)	0 (0)	0 (0)	0 (12)	0 (0)
2	Sahvir Wheeler	0 (7)	0 (2)	1 (2)	6 (54)	4 (19)	5 (38)	0 (4)	0 (1)	7 (56)	0 (0)	1 (10)	0 (2)	2 (10)
3	TyTy Washington Jr.	2 (2)	1 (1)	1 (1)	1 (1)	3 (3)	6 (6)	2 (2)	1 (1)	4 (4)	0 (0)	1 (1)	1 (1)	1 (1)
4	Daimion Collins	0 (0)	0 (0)	2 (2)	0 (0)	0 (0)	2 (2)	0 (0)	0 (0)	1 (1)	2 (2)	0 (0)	0 (0)	0 (0)
10	Davion Mintz*	0 (10)	0 (4)	0 (7)	0 (29)	1 (25)	2 (43)	0 (3)	0 (0)	1 (53)	0 (0)	0 (4)	1 (15)	0 (0)
11	Dontaie Allen	1 (4)	0 (1)	0 (1)	0 (0)	1 (5)	1 (5)	0 (2)	0 (0)	0 (0)	0 (0)	0 (0)	0 (3)	0 (0)
12	Keion Brooks Jr.	1 (3)	0 (9)	1 (7)	0 (3)	0 (2)	4 (20)	1 (2)	0 (2)	0 (4)	0 (1)	0 (0)	0 (0)	0 (2)
14	Brennan Canada	0 (0)	0 (0)	0 (0)	0 (0)	0 (0)	0 (0)	0 (0)	0 (0)	0 (0)	0 (0)	0 (0)	0 (0)	0 (0)
20	Zan Payne	0 (0)	0 (0)	0 (0)	0 (0)	0 (0)	0 (0)	0 (0)	0 (0)	0 (0)	0 (0)	0 (0)	0 (0)	0 (0)
23	Bryce Hopkins	0 (0)	0 (0)	0 (0)	0 (0)	0 (0)	0 (0)	0 (0)	0 (0)	1 (1)	0 (0)	0 (0)	0 (0)	0 (0)
25	Kareem Watkins	0 (0)	0 (0)	0 (0)	0 (0)	0 (0)	0 (0)	0 (0)	0 (0)	0 (0)	0 (0)	0 (0)	0 (0)	0 (0)
31	Kellan Grady*	1 (52)	0 (15)	0 (11)	0 (18)	3 (44)	2 (98)	0 (44)	0 (1)	1 (45)	0 (0)	1 (12)	3 (46)	0 (1)
34	Oscar Tshiebwe*	3 (13)	6 (26)	4 (15)	0 (0)	3 (21)	6 (30)	2 (4)	7 (22)	1 (2)	2 (5)	1 (3)	0 (0)	6 (18)
55	Lance Ware	0 (0)	0 (2)	1 (3)	0 (0)	0 (1)	0 (0)	0 (0)	0 (2)	0 (1)	0 (1)	0 (0)	0 (0)	0 (0)

Career total in (parentheses); \*Includes pre-UK career

Starting Lineups						
Guard	Guard	G/F	Forward	Forward	Games	W-L
Wheeler	Washington	Grady	Brooks	Tshiebwe	6	5-1
Wheeler	Washington	Grady	Collins	Tshiebwe	1	1-0

Starter	Games Started	Wins	Losses
Grady	7	6	1
Tshiebwe	7	6	1
Washington	7	6	1
Wheeler	7	6	1
Brooks	6	5	1
Collins	1	1	0

## Streaks

Overall	Won 6
Unranked AP teams anywhere	Won 6
Ranked AP teams anywhere	Lost 1
Home	Won 7
Home AP ranked teams	Lost 1
Home AP unranked teams	Won 7
Home SEC	Won 1
Home nonconference	Won 6
Home AP ranked SEC	Lost 1
Home AP unranked SEC	Won 1
Home AP ranked nonconference	Won 2
Home AP unranked nonconference	Won 6
Road	Lost 1
Road AP ranked teams	Won 1
Road AP unranked teams	Lost 1
Road SEC	Lost 1
Road nonconference	Lost 1
Road AP ranked SEC	Won 1
Road AP unranked SEC	Lost 1
Road AP ranked nonconference	Won 2
Road AP unranked nonconference	Lost 1
Neutral	Lost 7
Neutral AP ranked teams	Lost 4
Neutral AP unranked teams	Lost 3
Neutral SEC	Lost 3
Neutral nonconference	Lost 6
Neutral AP ranked SEC	Lost 2
Neutral AP unranked SEC	Lost 1
Neutral AP ranked nonconference	Lost 4
Neutral AP unranked nonconference	Lost 2

Active Consecutive Made Starts	
Kellan Grady	7
Oscar Tshiebwe	7
TyTy Washington Jr.	7
Sahvir Wheeler	7
Keion Brooks Jr.	6

Active Consecutive Made Free Throws	
Sahvir Wheeler	5
Dontaie Allen	4
TyTy Washington Jr.	4
Kellan Grady	3
Davion Mintz	3
Zan Payne	2
Oscar Tshiebwe	2
Daimion Collins	1

Active Consecutive Games with a 3-Pointer	
TyTy Washington Jr.	5
Dontaie Allen	2
Keion Brooks Jr.	1
Kellan Grady	1
Sahvir Wheeler	1

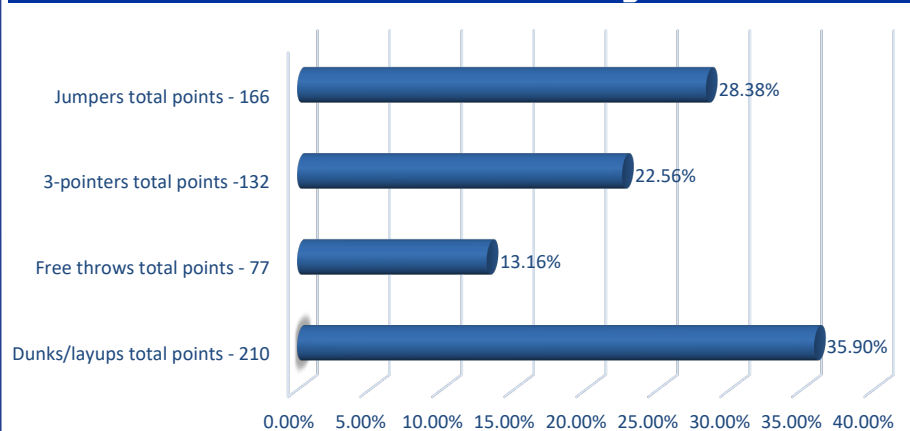
## Dunk Tracker

Player	Dunks in 2021-22	Dunks in Career
Oscar Tshiebwe	8	39
Kellan Grady	0	36
Keion Brooks Jr.	5	25
Jacob Toppin	2	25
Daimion Collins	12	12
Davion Mintz	0	12
Lance Ware	1	4
Dontaie Allen	2	3
TyTy Washington Jr.	1	1

## Kentucky's Record When ...

KENTUCKY RECORD	ALL	SEC	KENTUCKY RECORD	ALL	SEC
Leading at halftime:	6-0	0-0	On CBS:	0-0	0-0
Tied at the half:	0-0	0-0	On TBS:	0-0	0-0
Trailing at halftime:	0-1	0-0	On ESPN/ESPN2/ESPNU:	0-1	0-0
Shoot 50% or better:	3-0	0-0	On SEC Network:	4-0	0-0
Shoot less than 50%:	3-1	0-0	On ESPN+/SEC Network+:	2-0	0-0
Shoot higher % than opp.:	6-0	0-0	vs. SEC at home:	0-0	0-0
Shoot lower % than opp.:	0-1	0-0	vs. SEC on road:	0-0	0-0
Opp. shoot worse than 50%:	6-0	0-0	Games vs. AP ranked opp.:	0-0	0-0
Opp. shoot 50% or higher:	0-1	0-0	Games following a loss:	1-0	0-0
Score less than 60 points:	0-0	0-0	Games following a win:	5-0	0-0
Score 60-69 points:	0-0	0-0	More points in the paint:	6-0	0-0
Score 70-79 points:	1-1	0-0	Fewer or same points in the paint:	0-1	0-0
Score 80-89 points:	4-0	0-0	More bench points than opp.:	3-1	0-0
Score 90-99 points:	0-0	0-0	Fewer or same bench pts.:	3-0	0-0
Score 100+ points:	1-0	0-0	More second-chance points:	6-1	0-0
Opp. score less than 60 pts.:	4-0	0-0	Fewer or same second-chance pts.:	0-0	0-0
Opp. score 60-69 pts.:	2-0	0-0	More points off TOs:	4-0	0-0
Opp. score 70-79 pts.:	0-1	0-0	Fewer or same points off TOs:	2-1	0-0
Opp. score 80-89 points:	0-0	0-0	On Monday:	2-0	0-0
Opp. score 90-99 points:	0-0	0-0	On Tuesday:	1-1	0-0
Opp. score 100+ points:	0-0	0-0	On Wednesday:	0-0	0-0
Outrebounded opponent:	6-1	0-0	On Thursday:	0-0	0-0
Outrebounded by opponent:	0-0	0-0	On Friday:	3-0	0-0
Equal number of rebounds:	0-0	0-0	On Saturday:	0-0	0-0
Fewer turnovers than opp.:	4-0	0-0	On Sunday:	0-0	0-0
Same turnovers as opp.:	0-0	0-0	In November:	6-1	0-0
More turnovers than opp.:	2-1	0-0	In December:	0-0	0-0
Make 8 or more 3-pointers:	1-0	0-0	In January:	0-0	0-0
Make 7 or fewer 3-pointers:	5-1	0-0	In February:	0-0	0-0
Games decided by 5 or fewer:	0-0	0-0	In March:	0-0	0-0
Overtime games:	0-0	0-0	In April:	0-0	0-0

## How the Cats are Scoring



## Fast Facts

Shooting Percentage	.483
Avg. Assists Per Game	17.1
Points Off Turnovers	16.3
Second-Chance Points	15.7
Points in the Paint	40.0
Fast Break Points	15.3
Bench Points	21.0
Points Per Possession	1.182
Avg. Time of Possession	16.2

## First Points of the Game

Player	Dunk/Layup	Jumper	3PT	FT
Brooks		2		
Collins	1			
Grady			1	
Tshiebwe		1		
Washington	1			1



# THE LAST TIME UK ...

## INDIVIDUALS

### SCORING

**Scored 25 points:** Immanuel Quickley (30) at Texas A&M, 2/25/20

**Scored 30 points:** Immanuel Quickley (30) at Texas A&M, 2/25/20

**Scored 35 Points:** De'Aaron Fox (39) vs. UCLA, 3/24/17

**Scored 40 points:** Malik Monk (47) vs. North Carolina, 12/17/16

**Scored 45 points:** Malik Monk (47) vs. North Carolina, 12/17/16

**Scored 50 points:** Jodie Meeks (54) at Tennessee, 1/13/09

**Scored 55 points:** Never

**Two players had 20 points:** Keion Brooks Jr. (22) and TyTy Washington Jr. (20) vs. OHIO, 11/19/21

**Three players had 20 points:** DeMarcus Cousins (27), John Wall (21), Patrick Patterson (20) vs. SAM HOUSTON STATE, 11/19/09

**Two players had 30 points:** Patrick Patterson (33) and Jodie Meeks (32) vs. TENNESSEE STATE, 12/22/08

**Scored 20 points in two straight games:** TyTy Washington Jr. (2), 11/19/21 - 11/22/21

**Scored 20 points in three straight games:** Immanuel Quickley (3), 2/18/20 - 2/25/20

**Scored 20 points in four straight games:** PJ Washington (4), 2/5/19 - 2/16/19

**Scored 20 points in five straight games:** Jamal Murray (12), 2/2/16 - 3/12/16

**Scored 20 points in six straight games:** Jamal Murray (12), 2/2/16 - 3/12/16

**Scored 20 points in seven straight games:** Jamal Murray (12), 2/2/16 - 3/12/16

**Scored 20 points in eight straight games:** Jamal Murray (12), 2/2/16 - 3/12/16

**Scored 20 points in nine straight games:** Jamal Murray (12), 2/2/16 - 3/12/16

**Scored 20 points in 10 straight games:** Jamal Murray (12), 2/2/16 - 3/12/16

**Scored 20 points in 11 straight games:** Jamal Murray (12), 2/2/16 - 3/12/16

**Scored 20 points in 12 straight games:** Jamal Murray (12), 2/2/16 - 3/12/16

**Scored 20 points in 15 straight games:** Dan Issel (18), 12/1/69 - 2/7/70

**Scored 25 points in two straight games:** Immanuel Quickley (2), 2/22/20-2/25/20

**Scored 25 points in three straight games:** Tayshaun Prince (3), 3/11/01-3/17/01

**Scored 30 points in two straight games:** Jodie Meeks vs. Appalachian State (46), 12/20/08; vs. TENNESSEE STATE (32), 12/22/08

**Scored 30 points in three straight games:** Dan Issel (6) 2/14/70 - 3/2/70

**Scored in double figures in 10 straight games:** Immanuel Quickley (20), 12/28/19-3/7/20

**Scored in double figures in 15 straight games:** Immanuel Quickley (20), 12/28/19-3/7/20

**Scored in double figures in 20 straight games:** Immanuel Quickley (20), 12/28/19-3/7/20

**Scored in double figures in 25 straight games:** Malik Monk (30), 11/11/16-2/28/17

**Scored in double figures in 30 straight games:** Malik Monk (30), 11/11/16-2/28/17

**Scored in double figures in 33 straight games:** Jamal Murray (34), 11/17/15 - 3/19/16

**Scored in double figures in 34 straight games:** Jamal Murray (34), 11/17/15 - 3/19/16

**Scored in double figures in 35 straight games:** Kenny Walker (36), 11/14/85 - 3/22/86

**Five players scored in double figures:** TyTy Washington Jr. (14), Dontaia Allen (14), Sahvir Wheeler (12), Oscar Tshiebwe (12), Daimion Collins (12) vs. NORTH FLORIDA, 11/26/21

**Six players scored in double figures:** Kellan Grady (19), Daimion Collins (14), Oscar Tshiebwe (14), Keion Brooks Jr. (13), Davion Mintz (13), TyTy Washington Jr. (10) vs. ROBERT MORRIS, 11/12/21

**Seven players scored in double figures:** Randolph Morris (17), Kelenna Azubuike (15), Patrick Sparks (14), Chuck Hayes (12), Rajon Rondo (11), Ravi Moss (10) and Ramel Bradley (10) vs. MISSISSIPPI STATE 2/19/05

**Four players with 15 or more points:** Kevin Knox (22), Quade Green (18), Shai Gilgeous-Alexander (17), Wenyen Gabriel (15) vs. OLE MISS, 2/28/18

### DOUBLE-DOUBLES

**Double-double:** Oscar Tshiebwe (20 points, 16 rebounds) vs. CENTRAL MICHIGAN, 11/29/21

**Triple-double:** Isaiah Briscoe (19 points, 11 rebounds, 10 assists) at Ole Miss, 12/9/16

**20-10 (rebs) game:** Oscar Tshiebwe (20 points, 16 rebounds)

vs. CENTRAL MICHIGAN, 11/29/21

**20-10 (assists) game:** De'Aaron Fox (24 points, 10 assists) vs. North Carolina, 12/17/16

**20-15 game:** Oscar Tshiebwe (20 points, 16 rebounds) vs. CENTRAL MICHIGAN, 11/29/21

**30-10 game:** Tayshaun Prince (31 points, 11 rebounds) vs. NORTH CAROLINA, 12/9/01

**Back-to-back 20-10 games:** PJ Washington (20 p, 13 r) vs. KANSAS, 1/26/19; (26 p, 12 r) at Vanderbilt, 1/29/19

**Three straight 20-10 games:** Julius Randle (23 p, 16 r) vs. UNC ASHEVILLE, 11/8/13; (22 p, 14 r) vs. NORTHERN KENTUCKY, 11/10/13; (27 p, 13 r) vs. Michigan State, 11/12/13

**Double-double in points and rebs.:** Oscar Tshiebwe (20 points, 16 rebounds) vs. CENTRAL MICHIGAN, 11/29/21

**Double-double in points and assists:** Sahvir Wheeler (12 points, 14 assists) vs. NORTH FLORIDA, 11/26/21

**Double-double in points and blocks:** Never

**Double-double in points and steals:** Never

**Double-double in two consecutive games:** Oscar Tshiebwe (12 p, 14 r) vs. UALBANY, 11/22/21; (12 p, 16 r) vs. NORTH FLORIDA, 11/26/21; (20 p, 16 r) vs. CENTRAL MICHIGAN, 11/29/21

**Double-double in three consecutive games:** Oscar Tshiebwe (12 p, 14 r) vs. UALBANY, 11/22/21; (12 p, 16 r) vs. NORTH FLORIDA, 11/26/21; (20 p, 16 r) vs. CENTRAL MICHIGAN, 11/29/21

**Double-double in four consecutive games:** Julius Randle (4), 3/12/14 - 3/30/14

**Double-double in five consecutive games:** Julius Randle (6), 2/27/14 - 3/15/14

**Double-double in six consecutive games:** Julius Randle (6), 2/27/14 - 3/15/14

**Double-double in seven consecutive games:** Julius Randle (7), 11/8/13 - 11/27/13

**Double-double in 10 consecutive games:** Jim Andrews (10), 12/16/72 - 1/27/73

**Two players record double-doubles:** Oscar Tshiebwe (12 points, 16 rebounds), Sahvir Wheeler (12 points, 14 assists) vs. NORTH FLORIDA, 11/26/21

**Three players record double-doubles:** PJ Washington (20 points, 13 rebounds), Reid Travis (18 points, 12 rebounds), Keldon Johnson (15 points, 10 rebounds) vs. KANSAS, 1/26/19

**Four players record double-doubles:** Jack Givens (30 pts, 13 rebs), Kyle Macy (16 pts, 10 assts), Mike Phillips (22 pts, 18 rebs), Rick Robey (23 pts, 13 rebs) vs. SMU 11/26/77

**Five players record double-doubles:** Never

### FIELD GOALS

**Made 12 FG in a game:** EJ Montgomery (12) vs. FAIRLEIGH DICKINSON, 12/7/18

**Made 15 FG in a game:** Malik Monk (18) vs. North Carolina, 12/17/16

**Made 16 FG in a game:** Malik Monk (18) vs. North Carolina, 12/17/16

**Made 17 FG in a game:** Malik Monk (18) vs. North Carolina, 12/17/16

**Made 18 FG in a game:** Malik Monk (18) vs. North Carolina, 12/17/16

**Made 19 FG in a game:** Dan Issel (19) at Alabama, 2/23/70

**Made 20 FG in a game:** Dan Issel (23) at Ole Miss, 2/7/70

**Made 21 FG in a game:** Dan Issel (23) at Ole Miss, 2/7/70

**Made 22 FG in a game:** Dan Issel (23) at Ole Miss, 2/7/70

**Made 23 FG in a game:** Dan Issel (23) at Ole Miss, 2/7/70

**Made 24 FG in a game:** Never

**Attempted 17 FG in a game:** Keion Brooks Jr. (18) vs. OHIO, 11/19/21

**Attempted 18 FG in a game:** Keion Brooks Jr. (18) vs. OHIO, 11/19/21

**Attempted 19 FG in a game:** Brandon Boston Jr. (20) vs. RICHMOND, 11/29/20

**Attempted 20 FG in a game:** Brandon Boston Jr. (20) vs. RICHMOND, 11/29/20

**Attempted 25 FG in a game:** Malik Monk (28) vs. North Carolina, 12/17/16

### 3-POINTERS

**Made 5 3-pointers in a game:** Dontaia Allen (6) vs. Mississippi State, 3/11/21

**Made 6 3-pointers in a game:** Dontaia Allen (6) vs. Mississippi State, 3/11/21

**Made 7 3-pointers in a game:** Dontaia Allen (7) at Mississippi State, 1/2/21

**Made 8 3-pointers in a game:** Immanuel Quickley (8) at Texas A&M, 2/25/20

**Made 9 3-pointers in a game:** Jodie Meeks (10) at Tennessee, 1/13/09

**Made 10 3-pointers in a game:** Jodie Meeks (10) at Tennessee, 1/13/09

**Made 11 3-pointers in a game:** Never

**Two players made at least 5 3-pointers in a game:** Davion Mintz (6), Brandon Boston Jr. (6) vs. SOUTH CAROLINA, 3/6/21

**Two players made at least 6 3-pointers in a game:** Davion Mintz (6), Brandon Boston Jr. (6) vs. SOUTH CAROLINA, 3/6/21

**Two players made at least 7 3-pointers in a game:** Never

**Attempted 10 3-pointers in a game:** Dontaia Allen (13) vs. Mississippi State, 3/11/21

**Attempted 15 3-pointers in a game:** Jodie Meeks (15) at Tennessee, 1/13/09

**Attempted 16 3-pointers in a game:** Derrick Miller (16) vs. LSU 2/15/90

**Attempted 17 3-pointers in a game:** Derrick Miller (19) at Kansas 12/9/89

**Attempted 18 3-pointers in a game:** Derrick Miller (19) at Kansas 12/9/89

**Attempted 19 3-pointers in a game:** Derrick Miller (19) at Kansas 12/9/89

**Attempted 20 3-pointers in a game:** Never

**Made a 3-pointer in 10 straight games:** Immanuel Quickley (11), 2/1/20 - 3/7/20

**Made a 3-pointer in 15 straight games:** Jamal Murray (36), 11/13/15 - 3/19/16; Derek Willis (17), 1/12/16 - 3/17/16

**Made a 3-pointer in 20 straight games:** Jamal Murray (36), 11/13/15 - 3/19/16

**Made a 3-pointer in 30 straight games:** Jamal Murray (36), 11/13/15 - 3/19/16

**Made three 3-pointers in 10 straight games:** Gerald Fitch (20), 1/14/03 - 3/23/03

**Made three 3-pointers in 15 straight games:** Gerald Fitch (20), 1/14/03 - 3/23/03

**Made three 3-pointers in 20 straight games:** Gerald Fitch (20), 1/14/03 - 3/23/03

**Made three 3-pointers in 25 straight games:** Keith Bogans (29), 3/14/02 - 2/26/03

### FREE THROWS

**Made 8 FT in a game:** Oscar Tshiebwe (8) vs. CENTRAL MICHIGAN, 11/29/21

**Made 9 FT in a game:** Olivier Sarr (14) vs. VANDERBILT, 1/5/21

**Made 10 FT in a game:** Olivier Sarr (14) vs. VANDERBILT, 1/5/21

**Made 11 FT in a game:** Olivier Sarr (14) vs. VANDERBILT, 1/5/21

**Made 12 FT in a game:** Olivier Sarr (14) vs. VANDERBILT, 1/5/21

**Made 13 FT in a game:** Olivier Sarr (14) vs. VANDERBILT, 1/5/21

**Made 14 FT in a game:** Olivier Sarr (14) vs. VANDERBILT, 1/5/21

**Made 15 FT in a game:** Rodrick Rhodes (16) vs. Ole Miss, 1/18/95

**Made 16 FT in a game:** Rodrick Rhodes (16) vs. Ole Miss, 1/18/95

**Made 17 FT in a game:** Dwight Anderson (18) vs. MISSISSIPPI STATE, 2/12/79

**Made 18 FT in a game:** Dwight Anderson (18) vs. MISSISSIPPI STATE, 2/12/79

**Made 18 FT in a game:** Never

**Attempted 10 FT in a game:** Oscar Tshiebwe (11) vs. CENTRAL MICHIGAN, 11/29/21

**Attempted 15 FT in a game:** Olivier Sarr (17) vs. VANDERBILT, 1/2/21

**Attempted 20 FT in a game:** PJ Washington (20) vs. Kansas State, 3/22/18

**Attempted 25 FT in a game:** Never

**Made 20 Straight FT:** Immanuel Quickley (20), 2/22/20 - 3/3/20

**Made 30 Straight FT:** Tyler Herro (38), 2/16/19 - 3/29/19

### REBOUNDS

**15 Rebs:** Oscar Tshiebwe (16) vs. CENTRAL MICHIGAN, 11/29/21

**16 Rebs:** Oscar Tshiebwe (16) vs. CENTRAL MICHIGAN, 11/29/21

**17 Rebs:** Oscar Tshiebwe (20) vs. ROBERT MORRIS, 11/12/21

**18 Rebs:** Oscar Tshiebwe (20) vs. ROBERT MORRIS, 11/12/21

**19 Rebs:** Oscar Tshiebwe (20) vs. ROBERT MORRIS, 11/12/21

**20 Rebs:** Oscar Tshiebwe (20) vs. ROBERT MORRIS, 11/12/21

**25 Rebs:** Mike Phillips (28) vs. TENNESSEE, 1/10/76

**30 Rebs:** Cotton Nash (30) vs. OLE MISS, 2/8/64

**34 Rebs:** Bob Burrow (34) vs. TEMPLE, 12/10/55

**35 Rebs:** Never

**20+ Rebs in two consecutive games:** Oscar Tshiebwe (7), 11/9/21 - 11/29/21

**10+ Rebs in three consecutive games:** Oscar Tshiebwe (7), 11/9/21 - 11/29/21

**10+ Rebs in four consecutive games:** Oscar Tshiebwe (7), 11/9/21 - 11/29/21

**10+ Rebs in five consecutive games:** Oscar Tshiebwe (7), 11/9/21 - 11/29/21

**10+ Rebs in six consecutive games:** Oscar Tshiebwe (7),





# THE LAST TIME UK ...

11/9/21 - 11/27/21

**10+ Rebs in seven consecutive games:** Oscar Tshiebwe (7), 11/9/21 - 11/29/21

**10+ rebs in eight consecutive games:** Julius Randle (10), 2/12/14 - 3/15/14

**10+ rebs in nine consecutive games:** Julius Randle (10), 2/12/14 - 3/15/14

**10+ rebs in 10 consecutive games:** Julius Randle (10), 2/12/14 - 3/15/14

**Two players had 10 rebounds:** Isaiah Jackson (10), Lance Ware (10) at Missouri, 2/3/21

**Three players had 10 rebounds:** Isaiah Jackson (14), Olivier Sarr (11), Brandon Boston Jr. (10) vs. RICHMOND, 11/29/20

## ASSISTS

**6 assists:** Sahvir Wheeler (6) vs. CENTRAL MICHIGAN, 11/29/21

**7 assists:** Sahvir Wheeler (14) vs. NORTH FLORIDA, 11/26/21

**8 assists:** Sahvir Wheeler (14) vs. NORTH FLORIDA, 11/26/21

**9 assists:** Sahvir Wheeler (14) vs. NORTH FLORIDA, 11/26/21

**10 assists:** Sahvir Wheeler (14) vs. NORTH FLORIDA, 11/26/21

**11 assists:** Sahvir Wheeler (14) vs. NORTH FLORIDA, 11/26/21

**12 assists:** Sahvir Wheeler (14) vs. NORTH FLORIDA, 11/26/21

**13 assists:** Sahvir Wheeler (14) vs. NORTH FLORIDA, 11/26/21

**14 assists:** Sahvir Wheeler (14) vs. NORTH FLORIDA, 11/26/21

**15 assists:** John Wall (16) vs. HARTFORD, 12/29/09

**16 assists:** John Wall (16) vs. HARTFORD, 12/29/09

**17 assists:** Never

**5+ assists in four consecutive games:** Ashton Hagans (17), 11/18/19 - 1/29/20

**8+ assists in two consecutive games:** Sahvir Wheeler (3), 11/9/21 - 11/16/21

## BLOCKS

**4 blocks:** Daimion Collins (4) vs. ROBERT MORRIS, 11/12/21

**5 blocks:** Isaiah Jackson (7) vs. ALABAMA, 1/12/21

**6 blocks:** Isaiah Jackson (7) vs. ALABAMA, 1/12/21

**7 blocks:** Isaiah Jackson (7) vs. ALABAMA, 1/12/21

**8 blocks:** Isaiah Jackson (8) vs. Kansas, 12/1/20

**9 blocks:** Willie Cauley-Stein (9) vs. BOISE STATE, 12/10/13

**10 blocks:** Nerlens Noel (12) at Ole Miss, 1/29/13

**11 blocks:** Nerlens Noel (12) at Ole Miss, 1/29/13

**12 blocks:** Nerlens Noel (12) at Ole Miss, 1/29/13

**13 blocks:** Never

## STEALS

**4 steals:** TyTy Washington Jr. (4) vs. NORTH FLORIDA, 11/26/21

**5 steals:** Ashton Hagans (5) vs. TEXAS A&M, 1/8/19

**6 steals:** Ashton Hagans (8) vs. North Carolina, 12/22/18

**7 steals:** Ashton Hagans (8) vs. North Carolina, 12/22/18

**8 steals:** Ashton Hagans (8) vs. North Carolina, 12/22/18

**9 steals:** Never

**3+ steals in five consecutive games:** Ashton Hagans (7), 12/22/18 - 1/19/19

**3+ steals in 10 consecutive games:** Never

## MINUTES

**Played every minute:** Immanuel Quickley (40) at Arkansas, 1/18/20

**Played 40+ minutes:** Devin Askew (43), Davion Mintz (41) at Mississippi State, 1/2/21

**Played more than 50 minutes:** Patrick Patterson (50) vs. VANDERBILT, 1/12/08

## FOULS

**Fouled out:** Isaiah Jackson vs. Mississippi State, 3/11/21

**Two players fouled out:** Isaiah Jackson and Davion Mintz at Vanderbilt, 2/17/21

**Three players fouled out:** Terrence Clarke, Isaiah Jackson, Olivier Sarr, Lance Ware vs. North Carolina, 12/19/20

**Four players fouled out:** Terrence Clarke, Isaiah Jackson, Olivier Sarr, Lance Ware vs. North Carolina, 12/19/20

**Technical foul:** UK bench at Vanderbilt 2/17/21

## TEAM

### WINS/LOSSES

**Won 10 straight games:** 10, 1/8/19 - 2/9/19

**Won 20 straight games:** 38, 11/14/14 - 3/28/15

**Won 30 straight games:** 38, 11/14/14 - 3/28/15

**Won 40 straight games:** Never

**Lost consecutive games:** 2, 3/11/21 - 11/9/21

**Lost three straight games:** 4, 1/26/21 - 2/9/21

**Lost four straight games:** 4, 1/26/21 - 2/9/21

**Lost five straight games:** 6, 11/29/20 - 12/26/20

**Lost six straight games:** 6, 11/29/20 - 12/26/20

**Lost 10 straight games:** Never

## STARTS

**Started four freshmen:** Devin Askew, Brandon Boston Jr., Terrence Clarke, Isaiah Jackson vs. Georgia Tech, 12/6/20

**Started five freshmen:** Hamidou Diallo, Shai Gilgeous-Alexander, Kevin Knox, Nick Richards, PJ Washington vs. Kansas State, 3/22/18

## SCORING

**Scored 90 or more points:** 100 vs. ROBERT MORRIS, 11/12/21 (W, 100-60)

**Scored 90 or more points (SEC game):** 92 vs. SOUTH CAROLINA, 3/6/21 (W, 92-64)

**Scored 100 or more points:** 100 vs. ROBERT MORRIS, 11/12/21 (W, 100-60)

**Scored 100 or more points (SEC game):** 100 vs. TEXAS A&M, 1/3/17 (W, 100-58)

**Scored 110 or more points:** 115 vs. Arizona State, 11/28/16 (W, 115-69)

**Scored 110 or more points (SEC game):** 110 vs. AUBURN, 2/21/15 (W, 110-75)

**Scored 120 or more points:** 120 at Vanderbilt, 2/7/96 (W, 120-81)

**Scored 120 or more points (SEC game):** 120 at Vanderbilt, 2/7/96 (W, 120-81)

**Scored 130 or more points:** 143 vs. Georgia, 2/27/56 (W, 143-66)

**Scored 140 or more points:** 143 vs. Georgia, 2/27/56 (W, 143-66)

**Scored 150 or more points:** Never

**Scored less than 50 points:** 48 vs. Vanderbilt, 3/15/13 (L, 64-48)

**Scored 100 points in two consecutive games:** vs. CLEVELAND STATE (11/23/16), vs. UT MARTIN (11/25/16), vs. Arizona State (11/28/16)

**Scored 100 Points in three consecutive games:** vs. CLEVELAND STATE (11/23/16), vs. UT MARTIN (11/25/16), vs. Arizona State (11/28/16)

**Scored 100 points in consecutive SEC games:** 2/27/56 - 3/3/56

## SHOOTING PERCENTAGES

**Shot 70% from the field:** .722 (39-54) vs. MISSISSIPPI STATE, 2/15/86

**Shot 65% from the field:** .667 (42-63) vs. UIC, 11/26/17

**Shot 30% or less from the field:** .281 (18-64) at Texas A&M (1/10/15)

**Allowed 50% shooting:** .508 (31-60) vs. Duke, 11/9/21

**Allowed 60% shooting:** .640 (32-50) at Florida, 3/4/07

**Allowed 30% or less shooting:** .299 (20-67) vs. Kansas, 12/1/20

**Allowed 20% or less shooting:** .197 (12-61) vs. MONTANA STATE, 11/23/14

## FREE THROWS

**Shot 90% or better from FT line:** .941 (16-17) vs. OHIO, 11/19/21

**Shot 100% from FT Line:** 10-10 vs. FLORIDA, 2/22/20

**Shot 50% or less from FT line:** .500 (10-20) at Georgia, 1/7/20

**Attempted 40 FT:** 41 (27-41) vs. TENNESSEE STATE, 11/23/18

**Attempted five or less FT:** 4 (2-4) vs. SOUTH CAROLINA, 1/21/06

**Made 30 FT:** 31 (31-36) vs. MISSISSIPPI STATE, 2/4/20

## 3-POINTERS

**Hit 0 3-pointers:** 0 (0-10) vs. RICHMOND, 11/29/20

**Hit 10 3-pointers:** 12 (12-23) vs. ROBERT MORRIS, 11/12/21

**Hit 11 3-pointers:** 12 (12-23) vs. ROBERT MORRIS, 11/12/21

**Hit 12 3-pointers:** 12 (12-23) vs. ROBERT MORRIS, 11/12/21

**Hit 13 3-pointers:** 13 (13-27) vs. SOUTH CAROLINA, 3/6/21

**Hit 14 3-pointers:** 14 (14-26) vs. ARKANSAS, 2/9/21

**Hit 15 3-pointers:** 15 (15-27) vs. GEORGIA, 3/1/12

**Hit 16 3-pointers:** 16 (16-33) vs. UNC ASHEVILLE, 12/23/96

**Hit 17 3-pointers:** 20 (20-35) vs. LSU, 3/4/95

**Hit 18 3-pointers:** 20 (20-35) vs. LSU, 3/4/95

**Hit 19 3-pointers:** 20 (20-35) vs. LSU, 3/4/95

**Hit 20 3-pointers:** 20 (20-35) vs. LSU, 3/4/95

**Hit 21 3-pointers:** 21 (21-48) vs. North Carolina, 12/27/89

**Hit 22 3-pointers:** Never

## SCORING MARGINS

**Won game by 50 points or more:** 58 vs. MONTANA STATE (W, 86-28), 11/23/14

**Won game by 60 points or more:** 62 vs. VANDERBILT (W, 106-44), 3/5/03

**Won game by 70 points or more:** 74 vs. UT MARTIN (W, 124-50), 11/26/94

**Lost game by 20 points or more:** 20 vs. ALABAMA (L, 85-65), 1/12/21

**Lost game by 30 points or more:** 34 vs. Duke (L, 118-84), 11/6/18

**Lost game by 40 points or more:** 41 at Vanderbilt (L, 93-52), 2/12/08

**Lost game by 50 points or more:** 55 at Kansas (L, 150-95), 12/9/89

**Lost game by 60 points or more:** 70 at Central (L, 87-17), 1/28/1910

**Lost game by 70 points or more:** 70 at Central (L, 87-17), 1/28/1910

**Game decided by one point:** vs. Mississippi State, 3/11/21 (L, 74-73)

**Game decided by two or fewer points:** vs. Mississippi State, 3/11/21 (L, 74-73)

**Game decided by three or fewer points:** vs. Mississippi State, 3/11/21 (L, 74-73)

**Two consecutive games decided by one point:** vs. NORTH CAROLINA (W, 73-72), 12/3/11; at Indiana (L, 73-72), 12/10/11

**Three consecutive games decided by one point:** Never

**Two consecutive games decided by two or fewer points:** Arkansas (L, 81-80), 2/9/21; Auburn (W, 82-80), 2/13/21

**Three consecutive games decided by three or fewer points:** at Auburn (L, 99-97 OT), 2/11/74, vs. TENNESSEE (W, 61-58), 2/16/74 and at Ole Miss (L, 61-60), 2/18/74

## COMEBACKS

**Came back from 10-point deficit for win:** 71-70 at Florida (3/7/20); Trailed by 18 at 59-41 (11:48 in 2nd)

**Came back from 11-point deficit for win:** 71-70 at Florida (3/7/20); Trailed by 18 at 59-41 (11:48 in 2nd)

**Came back from 12-point deficit for win:** 71-70 at Florida (3/7/20); Trailed by 18 at 59-41 (11:48 in 2nd)

**Came back from 13-point deficit for win:** 71-70 at Florida (3/7/20); Trailed by 18 at 59-41 (11:48 in 2nd)

**Came back from 14-point deficit for win:** 71-70 at Florida (3/7/20); Trailed by 18 at 59-41 (11:48 in 2nd)

**Came back from 15-point deficit for win:** 71-70 at Florida (3/7/20); Trailed by 18 at 59-41 (11:48 in 2nd)

**Came back from 16-point deficit for win:** 71-70 at Florida (3/7/20); Trailed by 18 at 59-41 (11:48 in 2nd)

**Came back from 17-point deficit for win:** 71-70 at Florida (3/7/20); Trailed by 18 at 59-41 (11:48 in 2nd)

**Came back from 18-point deficit for win:** 71-70 at Florida (3/7/20); Trailed by 18 at 59-41 (11:48 in 2nd)

**Came back from 19-point deficit for win:** 73-67 vs. Vanderbilt (2/28/17); Trailed by 19 at 25-6 (8:03 in 1st)

**Came back from 20-point deficit for win:** 82-79 at Vanderbilt (2/22/97); Trailed by 22 at 40-18 (3:51 in 1st)

**Came back from 30-point deficit for win:** 99-95 at LSU (2/15/94); Trailed by 31 at 68-37 (15:34 in 2nd)

**Came back from 31-point deficit for win:** 99-95 at LSU (2/15/94); Trailed by 31 at 68-37 (15:34 in 2nd)

## REBOUNDS

**Pulled down 50 rebounds:** 50 (18-32) vs. NORTH FLORIDA, 11/26/21

**Pulled down 55 rebounds:** 59 (20-39) vs. Arizona State, 11/28/16

**Pulled down 60 rebounds:** 62 (19-43) vs. Morehead State, 12/16/95

## OVERTIME GAMES

**Played an overtime game:** at Mississippi State, 1/2/21 (W, 78-73 2OT)

**Won an overtime game:** at Mississippi State, 1/2/21 (W, 78-73 2OT)

**Lost an overtime game:** vs. Auburn, 3/31/19 (L, 77-71 OT)

**Played an SEC overtime game:** at Mississippi State, 1/2/21 (W, 78-73 2OT)

**Won an SEC overtime game:** at Mississippi State, 1/2/21 (W, 78-73 2OT)

**Lost an SEC overtime game:** at Texas A&M, 2/20/16 (L, 79-77 OT)

**Played an overtime game in SEC Tournament:** vs. Texas A&M, 3/13/16 (W, 82-77 OT)

**Won an overtime game in SEC Tournament:** vs. Texas A&M, 3/13/16 (W, 82-77 OT)

**Played an overtime game in NCAA Tournament:** vs. Auburn, 3/31/19 (L, 77-71 OT)

**Won an overtime game in NCAA Tournament:** vs. St. Bonaventure, 3/16/00 (W, 85-80 2OT)

**Lost an overtime game in NCAA Tournament:** vs. Auburn, 3/31/19 (L, 77-71 OT)

**Played two overtimes:** at Mississippi State, 1/2/21 (W, 78-73 2OT)

**Played three overtimes:** vs. TEMPLE 12/7/57 (W, 85-83)

**Played four or more overtimes:** Never

**Played two consecutive overtime games:** 1/6/15 vs. OLE MISS (W, 89-86) and 1/10/15 at Texas A&M (70-64)

**Played three consecutive overtime games:** Never



# THE LAST TIME A UK OPPONENT ...

## INDIVIDUALS

### SCORING

Scored 25 points: Trevor Keels (25), Duke, 11/9/21  
Scored 30 points: Bubba Parham (35), VMI, 11/21/18  
Scored 35 points: Bubba Parham (35), VMI, 11/21/18  
Scored 40 points: Elston Turner (40), TEXAS A&M, 1/12/13  
Scored 45 points: David Robinson (45), Navy, 1/25/87  
Scored 50 points: Austin Carr (50), Notre Dame, 12/29/79  
Scored 60 points: Pete Maravich (64), LSU, 2/21/70  
Scored 65 points: Never  
Two players had 20 points: Trevor Keels (25), Paolo Banchemo (22), Duke, 11/9/21  
Three players had 20 points: R.J. Barrett, Zion Williamson, Cam Reddish, Duke, 11/6/18  
Two players had 30 points: Ronnie Henderson (36) and Claren Ceasar (32), LSU, 2/15/94  
Five players scored in double figures: LSU, 2/18/20

### FIELD GOALS

Made 15 FG in a game: David Robinson (17), NAVY, 1/25/87  
Made 16 FG in a game: David Robinson (17), NAVY, 1/25/87  
Made 17 FG in a game: David Robinson (17), NAVY, 1/25/87  
Made 18 FG in a game: Steve Downing (19), Indiana, 12/11/71  
Made 19 FG in a game: Steve Downing (19), Indiana, 12/11/71  
Made 20 FG in a game: Johnny Neumann (20), Ole Miss, 1/2/71  
Made 21 FG in a game: Austin Carr (21), Notre Dame, 12/29/70  
Made 22 FG in a game: Austin Carr (22), Notre Dame, 3/12/70  
Made 23 FG in a game: Pete Maravich (23), LSU, 2/21/70  
Made 24 FG in a game: Never  
Attempted 17 FG in a game: Trevor Keels (18), Duke, 11/9/21  
Attempted 18 FG in a game: Trevor Keels (18), Duke, 11/9/21  
Attempted 19 FG in a game: Jermaine Cousinard (22), South Carolina, 1/15/20  
Attempted 20 FG in a game: Jermaine Cousinard (22), South Carolina, 1/15/20  
Attempted 25 FG in a game: R.J. Barrett (26), Duke, 11/6/18  
Attempted 30 FG in a game: Freeman Williams (40), Portland State, 12/16/17  
Attempted 35 FG in a game: Freeman Williams (40), PORTLAND STATE, 12/16/77  
Attempted 40 FG in a game: Freeman Williams (40), PORTLAND STATE, 12/16/77  
Attempted 45 FG in a game: Johnny Neumann (50), Ole Miss, 1/2/71  
Attempted 50 FG in a game: Johnny Neumann (50), Ole Miss, 1/2/71  
Attempted 53 FG in a game: Pete Maravich (53), LSU, 2/22/69  
Attempted 54 FG in a game: Never

### 3-POINTERS

Made 5 3-pointers in a game: Savion Flagg (5), Texas A&M, 2/25/20  
Made 6 3-pointers in a game: Armoni Brooks (6), Houston, 3/29/19  
Made 7 3-pointers in a game: Bubba Parham (10), VMI, 11/18/18  
Made 8 3-pointers in a game: Bubba Parham (10), VMI, 11/18/18  
Made 9 3-pointers in a game: Bubba Parham (10), VMI, 11/18/18  
Made 10 3-pointers in a game: Bubba Parham (10), VMI, 11/18/18  
Made 11 3-pointers in a game: Corey Allmond (11), Sam Houston State, 11/19/2009  
Made 12 3-pointers in a game: Never  
Attempted 10 3-pointers in a game: Carter Hendricksen (10), NORTH FLORIDA, 11/26/21  
Attempted 15 3-pointers in a game: Bubba Parham (16), VMI, 11/18/18  
Attempted 16 3-pointers in a game: Bubba Parham (16), VMI, 11/18/18  
Attempted 17 3-pointers in a game: Chris Jackson (17), LSU, 2/15/90  
Attempted 18 3-pointers in a game: Jeff Boschee (18), Kansas, 3/14/99  
Attempted 19 3-pointers in a game: Never

### FREE THROWS

Made 10 FT in a game: John Fulkerson (10), Tennessee, 2/8/20  
Made 11 FT in a game: Samir Doughty (14), Auburn, 2/1/20  
Made 12 FT in a game: Samir Doughty (14), Auburn, 2/1/20  
Made 13 FT in a game: Samir Doughty (14), Auburn, 2/1/20  
Made 14 FT in a game: Samir Doughty (14), Auburn, 2/1/20  
Made 15 FT in a game: Brenton Williams (15), South Carolina,

3/1/14  
Made 16 FT in a game: Dan Cross (16), FLORIDA, 2/18/95  
Made 17 FT in a game: John Mengelt (17), AUBURN, 3/2/70  
Made 18 FT in a game: Pete Maravich (18), LSU, 2/21/70  
Made 19 FT in a game: Never  
Attempted 15 FT in a game: Samir Doughty (15), Auburn, 2/1/20  
Attempted 20 FT in a game: Harding McCaleb (25), Louisville, 2/22/1916  
Attempted 25 FT in a game: Harding McCaleb (25), Louisville, 2/22/1916  
Attempted 26 FT in a game: Never

### REBOUNDS

15 Rebs: Dedric Lawson (15), KANSAS, 1/26/19  
16 Rebs: Kennedy Meeks (17), North Carolina, 3/26/17  
17 Rebs: Kennedy Meeks (17), North Carolina, 3/26/17  
18 Rebs: Sean May (19), North Carolina, 12/4/04  
19 Rebs: Sean May (19), North Carolina, 12/4/04  
20 Rebs: Andrew DeClercq (20), Florida, 1/18/94  
25 Rebs: Leon Douglas (25), ALABAMA, 1/20/75  
30 Rebs: Kenneth Stanley (30), SOUTHERN CAL, 12/4/61  
31 Rebs: Never  
Two players had 10 rebounds: Desean Murray (11) and Anfernee McLemore (11), Auburn, 2/14/18  
Three players had 10 rebounds: Craig Victor II (12), Tim Quarterman (10), Ben Simmons (10), LSU, 1/5/16

### ASSISTS

10 assists: Tony Trocha-Morelos (10), Texas A&M, 3/4/2017  
11 assists: Dwyane Wade (11), Marquette, 3/29/03  
12 assists: Edgar Padilla (12), UMass, 3/30/96  
13 assists: Billy McCaffrey (14), Vanderbilt, 1/13/93  
14 assists: Billy McCaffrey (14), Vanderbilt, 1/13/93  
15 assists: Eric Richardson (15), Alabama, 2/4/84  
16 assists: Never

### BLOCKS

5 blocks: Dylan Disu (5), VANDERBILT, 1/29/20  
6 blocks: Sagaba Konate (7), West Virginia, 1/27/18  
7 blocks: Sagaba Konate (7), West Virginia, 1/27/18  
8 blocks: Jarvis Varnado (10), Mississippi State, 1/15/08  
9 blocks: Jarvis Varnado (10), Mississippi State, 1/15/08  
10 blocks: Jarvis Varnado (10), Mississippi State, 1/15/08  
11 blocks: Samaki Walker (11), Louisville, 1/1/95  
12 blocks: Never

### STEALS

5 steals: Ben Simmons (7), LSU, 3/5/16  
6 steals: Ben Simmons (7), LSU, 3/5/16  
7 steals: Ben Simmons (7), LSU, 3/5/16  
8 steals: Never

## TEAM

### SCORING

Scored 90 or more points: 118, Duke, 11/6/18 (L, 118-84)  
Scored 90 or more points (SEC game): 90, Georgia, 3/4/09 (L, 90-85)  
Scored 100 or more points: 118, Duke, 11/6/18 (L, 118-84)  
Scored 100 or more points (SEC game): 101, Arkansas, 2/10/93 (L, 101-94)  
Scored 110 or more points: 118, Duke, 11/6/18 (L, 118-84)  
Scored 110 or more points (SEC game): 110, Vanderbilt, 3/4/67 (L, 110-94)  
Scored 120 or more points: 121, North Carolina, 12/27/89 (L, 121-110)  
Scored 120 or more points (SEC game): Never  
Scored 130 or more points: 150, Kansas, 12/9/89 (L, 150-95)  
Scored 140 or more points: 150, Kansas, 12/9/89 (L, 150-95)  
Scored 150 or more points: 150, Kansas, 12/9/89 (L, 150-95)  
Scored 160 or more points: Never  
Scored less than 50 points: 49, EASTERN KENTUCKY, 11/8/19 (W, 91-49)  
Scored less than 50 points (SEC game): 48, SOUTH CAROLINA, 2/5/19 (W, 76-48)  
Scored less than 40 points: 39, West Virginia, 3/26/15 (W, 78-39)  
Scored less than 40 points (SEC game): 37, MISSOURI, 1/13/15 (W, 86-37)  
Scored less than 30 points: 28, MONTANA STATE, 11/23/14 (W, 86-28)  
Scored less than 30 points (SEC game): 26, GEORGIA TECH, 1/28/46 (W, 86-37)  
Scored less than 20 points: 18, WESTERN ONTARIO, 12/10/49 (W, 90-21)  
Scored less than 20 points (SEC game): 18, ALABAMA,

2/10/40 (W, 46-18)  
Scored less than 10 points: 9, Tulane, 12/21/34 (W, 39-9)  
Scored less than 10 points (SEC game): Never  
Scored less than 5 points: Never

### SHOOTING PERCENTAGES

Shot 70% from the field: Never  
Shot 60% from the field: .640 (32-50), Florida, 3/4/07  
Shot 50% from the field: .508 (31-60), Duke, 11/9/21  
Shot 30% or less from the field: .250 (16-64), EASTERN KENTUCKY, 11/8/19  
Shot 20% or less from the field: .197 (12-61), MONTANA STATE, 11/23/14  
Shot 10% or less from the field: Never (shooting percentages not recorded prior to 1947)

### 3-Pointers

Made 10 or more 3-pointer: 10 (10-22), Texas A&M, 2/25/20  
Made 15 or more 3-pointers: 19 (19-38), VMI, 11/18/18  
Made 20 or more 3-pointers: Never  
Made zero 3-pointers: 0 (0-15), Auburn, 1/19/13  
Attempted 30 or more 3-pointers: 31 (7-31), NORTH FLORIDA, 11/18/19

### FREE THROWS

Shot 90% or better from FT line: 92.3 (12-13), EVANSVILLE, 11/12/19  
Shot 100% from FT Line: 5-5, VMI, 11/18/18  
Shot 50% or less from FT line: .462 (6-13), UALBANY, 11/22/21  
Attempted 40 FT: 44 (33-44), Auburn, 2/1/20  
Attempted five or less FT: 2 (1-2), NORTH FLORIDA, 11/26/21  
Made 30 FT: 33 (33-44), Auburn, 2/1/20

### REBOUNDS

Pulled down 50 rebounds: 54 (17-37), Florida, 2/4/17  
Pulled down 20 offensive rebounds: 23, LSU, 2/18/20



# RUPP ARENA AT CENTRAL BANK CENTER

## Year-by-Year Records

Season	W-L	Percentage
2021-22	6-0	1.000
2020-21	5-6	.455
2019-20	16-2	.889
2018-19	17-1	.944
2017-18	16-2	.889
2016-17	15-2	.882
2015-16	17-0	1.000
2014-15	19-0	1.000
2013-14	16-2	.889
2012-13	16-2	.889
2011-12	18-0	1.000
2010-11	15-0	1.000
2009-10	18-0	1.000
2008-09	12-6	.667
2007-08	14-4	.778
2006-07	14-2	.875
2005-06	10-5	.667
2004-05	14-1	.933
2003-04	11-2	.846
2002-03	12-1	.923
2001-02	12-3	.800
2000-01	11-1	.917
1999-2000	14-0	1.000
1998-99	12-1	.923
1997-98	9-3	.750
1996-97	12-1	.923
1995-96	13-0	1.000
1994-95	12-1	.923
1993-94	13-1	.929
1992-93	16-0	1.000
1991-92	15-2	.882
1990-91	13-0	1.000
1989-90	13-2	.867
1988-89	8-6	.571
1987-88	14-2	.875
1986-87	13-2	.867
1985-86	18-0	1.000
1984-85	11-3	.786
1983-84	16-0	1.000
1982-83	14-1	.933
1981-82	15-1	.938
1980-81	15-0	1.000
1979-80	12-3	.800
1978-79	11-4	.733
1977-78	16-0	1.000
1976-77	12-2	.857
<b>Total</b>	<b>621-77</b>	<b>.890</b>

<b>Year Opened:</b>	1976
<b>First Game:</b>	Nov. 27, 1976
<b>All-Time Record:</b>	621-77 (89.0%)
<b>Record Under Calipari:</b>	194-17 (91.9%)
<b>Capacity:</b>	20,500
<b>Record Crowd:</b>	24,479 (1/20/10)
<b>Longest Win Streak:</b>	54 (11/9/10-12/1/12)
<b>Current Win Streak:</b>	7

## Cats Rock at Rupp

The Wildcats are 621-77 (89.0%) in Rupp Arena. Among the most notable marks of dominance as the nation's toughest venue to play include:

- School record 54-game winning streak to begin the John Calipari era
- Kentucky is 336-46 (89.0%) in regular-season SEC games in Rupp
- The Wildcats set a program home record of 19 wins in 2014-15
- UK has gone undefeated at home in five of Calipari's 12 seasons
- Kentucky has a perfect mark in 13 of Rupp Arena's 45 seasons

## 600 Wins at Rupp in Record Time

With a victory over Fairleigh Dickinson on Dec. 7, 2019, Kentucky reached the 600-win mark at Rupp Arena faster than any other program in NCAA Division I level history. UK needed just 670 games to reach win No. 600 in Rupp Arena.

It took UCLA, which previously owned the fastest pace to 600 wins, 689 games in Pauley Pavilion. Only one other team, Kansas, achieved win No. 600 in fewer than 700 games at its home venue. The Jayhawks reached the significant win in their 699th game.

## Cal Owns Longest Win Streaks in Rupp

With UK's 2011-12 season-opening victory over Marist, UK head coach John Calipari recorded his 34th consecutive win in Rupp Arena as UK's head coach. It broke former UK head coach Rick Pitino's longest streak of 33 games in the venue.

The winning streak reached as long as 54 games. Calipari didn't suffer his first loss in Rupp Arena until losing to Baylor in his fourth season, in 2012-13. The 54-game run, however, was his longest career home winning streak. He also had the second-longest streak in the arena as the Cats won 42 straight from March 4, 2014 to Nov. 25, 2016.

## New Chairbacks, Fewer Seats

After receiving a \$16 million upgrade over the 2014-15 and 2015-16 seasons that enhanced the fan experience with the likes of a new Daktronics center-hung scoreboard, ribbons boards, new corner video boards and a new audio system, Rupp Arena is undergoing an additional transformation as a part of UK's new leasing agreement with the Lexington Center.

Chair-back seating in the upper-level sideline was installed in sections 211-217 and 228-234 for the 2019-20 season. Club areas are available to season ticket holders.

The new seating reduced Rupp Arena's capacity to 20,500.

## Pack the House

Until reducing capacity for the 2019-20 season, Kentucky had led the nation in average home attendance in 20 of 24 seasons. That number included a Rupp Arena record of 24,110 in John Calipari's first season (2009-10) as head coach.

Kentucky averaged 20,160 fans during the 2019-20 season, the first season with a reduced capacity at 20,500. UK averaged 23,000-plus fans in seven of Calipari's first 10 seasons.

## The Top-Ranked Team at Home

Kentucky has lost just four times at home as the Associated Press top-ranked team in the history of the program and just three times in Rupp Arena. Prior to the losses to Evansville (Nov. 12) and UCLA (Dec. 3, 2016), the other two losses came by just one point.

The Wildcats are 54-3 all-time as the AP No. 1 team in Rupp Arena since its opening in 1976. The first loss was to Auburn, 53-52, on Jan. 9, 1988.

## Coach Cal in Rupp Arena

It's been downright difficult to beat Kentucky in Rupp Arena during the John Calipari era. UK is 194-17 (91.9%) in Rupp Arena under Calipari.

- Kentucky is 22-6 (78.6%) vs. Associated Press Top 25 opponents in Rupp in the Calipari era
- UK is 172-11 (94.0%) vs. AP unranked teams in Rupp under Calipari
- The Wildcats are 101-6 (94.4%) at home vs. nonconference foes under Calipari
- Calipari notched his 100th career win in Rupp Arena as Kentucky's coach with the Wildcats' 110-75 rout of Auburn on Feb. 21, 2014. It took Calipari 104 games to reach the century mark, the fastest of any UK coach

## Cal Passes Hall for Rupp Record

With a 101-70 victory over Cleveland State on Nov. 23, 2016, John Calipari passed former UK head coach Joe B. Hall for most wins in Rupp Arena. Calipari currently has 194 wins inside the historic venue. Hall won 122.

## 2021-22 Opponent Breakdown

### Robert Morris (Nov. 12)

All-time games in Rupp Arena: 3  
UK record in Rupp vs. RMU: 3-0  
Last time in Rupp Arena: UK, 100-60 (11/12/21)

### Mount St. Mary's (Nov. 16)

All-time games in Rupp Arena: 2  
UK record in Rupp vs. MSM: 2-0  
Last time in Rupp Arena: UK, 80-55 (11/16/21)

### Ohio (Nov. 19)

All-time games in Rupp Arena: 3  
UK record in Rupp vs. OU: 3-0  
Last time in Rupp Arena: UK, 77-59 (11/19/21)

### Albany (Nov. 22)

All-time games in Rupp Arena: 2  
UK record in Rupp vs. UA: 2-0  
Last time in Rupp Arena: UK, 86-61 (11/22/21)

### North Florida (Nov. 26)

All-time games in Rupp Arena: 1  
UK record in Rupp vs. UNF: 1-0  
Last time in Rupp Arena: UK, 86-52 (11/26/21)

### Central Michigan (Nov. 29)

All-time games in Rupp Arena: 2  
UK record in Rupp vs. CMU: 2-0  
Last time in Rupp Arena: UK, 85-57 (11/29/21)

### Southern (Dec. 7)

All-time games in Rupp Arena: 0  
UK record in Rupp vs. SU: 0-0  
Last time in Rupp Arena: First meeting

### Louisville (Dec. 22)

All-time games in Rupp Arena: 20  
UK record in Rupp vs. UL: 16-4  
Last time in Rupp Arena: UK, 78-70<sup>OT</sup> (12/28/19)

### Missouri (Dec. 29)

All-time games in Rupp Arena: 5  
UK record in Rupp vs. UM: 5-0  
Last time in Rupp Arena: UK, 71-59 (1/4/20)

### High Point (Dec. 31)

All-time games in Rupp Arena: 3  
UK record in Rupp vs. HPU: 3-0  
Last time in Rupp Arena: UK, 75-55 (11/29/05)

### Georgia (Jan. 8)

All-time games in Rupp Arena: 40  
UK record in Rupp vs. UGA: 37-4  
Last time in Rupp Arena: UK, 89-79 (1/21/20)

### Tennessee (Jan. 15)

All-time games in Rupp Arena: 45  
UK record in Rupp vs. UT: 38-7  
Last time in Rupp Arena: UT, 82-71 (2/6/21)

### Mississippi State (Jan. 25)

All-time games in Rupp Arena: 31  
UK record in Rupp vs. MSU: 29-2  
Last time in Rupp Arena: UK, 80-72 (2/4/20)

### Vanderbilt (Feb. 2)

All-time games in Rupp Arena: 43  
UK record in Rupp vs. VU: 41-2  
Last time in Rupp Arena: UK, 77-74 (1/5/21)

### Florida (Feb. 12)

All-time games in Rupp Arena: 45  
UK record in Rupp vs. UF: 36-9  
Last time in Rupp Arena: UF, 71-67 (2/27/21)

### Alabama (Feb. 19)

All-time games in Rupp Arena: 33  
UK record in Rupp vs. UA: 27-6  
Last time in Rupp Arena: UA, 85-65 (1/12/21)

### LSU (Feb. 23)

All-time games in Rupp Arena: 33  
UK record in Rupp vs. LSU: 27-6  
Last time in Rupp Arena: UK, 82-69 (1/23/21)

### Ole Miss (March 1)

All-time games in Rupp Arena: 32  
UK record in Rupp vs. OM: 31-1  
Last time in Rupp Arena: UK, 67-62 (2/15/20)



# COACH CALIPARI

## UK vs. AP Ranked Foes Under Cal

Record: 64-39 (.621)

vs. No. 9 Duke	Nov. 9, 2021	L, 79-71
at No. 19 Tennessee	Feb. 20, 2021	W, 70-55
vs. No. 11 TENNESSEE	Feb. 6, 2021	L, 82-71
at No. 18 Missouri	Feb. 3, 2021	L, 75-70
at No. 9 Alabama	Jan. 26, 2021	L, 70-59
vs. No. 22 North Carolina (Cleveland)	Dec. 19, 2020	L, 75-63
vs. No. 7 Kansas (Indianapolis)	Dec. 1, 2020	L, 65-62
vs. No. 15 AUBURN	Feb. 29, 2020	W, 73-66
at No. 17 Auburn	Feb. 1, 2020	L, 75-66
at No. 18 Texas Tech	Jan. 25, 2020	W, 78-76 <sup>OT</sup>
vs. No. 3 LOUISVILLE	Dec. 28, 2019	W, 78-70 <sup>OT</sup>
vs. No. 5 Ohio State (Las Vegas)	Dec. 21, 2019	L, 71-65
vs. No. 1 Michigan State (New York)	Nov. 5, 2019	W, 69-62
vs. No. 14 Auburn (NCAAT)	March 31, 2019	L, 77-71 <sup>OT</sup>
vs. No. 11 Houston (NCAAT)	March 29, 2019	W, 62-58
vs. No. 19 Wofford (NCAAT)	March 23, 2019	W, 62-56
vs. No. 8 Tennessee (SECT)	March 16, 2019	L, 82-78
at No. 7 Tennessee	March 2, 2019	L, 71-52
vs. No. 1 TENNESSEE	Feb. 16, 2019	W, 86-69
vs. No. 19 LSU	Feb. 13, 2019	L, 73-71
vs. No. 9 KANSAS	Jan. 26, 2019	W, 71-63
vs. No. 22 MISSISSIPPI STATE	Jan. 22, 2019	W, 76-55
at No. 14 Auburn	Jan. 19, 2019	W, 82-80
vs. No. 9 North Carolina (Chicago)	Nov. 6, 2018	W, 80-72
vs. No. 4 Duke (Indianapolis)	Nov. 2, 2018	L, 118-84
vs. No. 13 Tennessee (SECT)	March 11, 2018	W, 77-72
at No. 10 Auburn	Feb. 14, 2018	L, 76-66
vs. No. 15 TENNESSEE	Feb. 6, 2018	L, 61-59
at No. 7 West Virginia	Jan. 27, 2018	W, 83-76
at No. 23 Tennessee	Jan. 6, 2018	L, 76-65
vs. No. 4 Kansas (Chicago)	Nov. 14, 2017	L, 65-61
vs. No. 6 North Carolina (NCAAT)	March 26, 2017	L, 75-73
vs. No. 8 UCLA (NCAAT)	March 24, 2017	W, 86-75
vs. No. 19 Wichita State (NCAAT)	March 19, 2017	W, 69-62
vs. No. 13 FLORIDA	Feb. 25, 2017	W, 75-66
at No. 24 Florida	Feb. 4, 2017	L, 88-80
vs. No. 2 KANSAS	Jan. 28, 2017	L, 79-73
vs. No. 24 SOUTH CAROLINA	Jan. 21, 2017	W, 85-69
at No. 10 Louisville	Dec. 21, 2016	L, 73-70
vs. No. 7 North Carolina (Las Vegas)	Dec. 17, 2016	W, 103-100
vs. No. 11 UCLA	Dec. 3, 2016	L, 97-92
vs. No. 13 Michigan State (New York)	Nov. 15, 2016	W, 69-48
vs. No. 14 Indiana (NCAAT)	March 19, 2016	L, 73-67
vs. No. 17 Texas A&M (SECT)	March 13, 2016	W, 82-77
at No. 4 Kansas	Jan. 30, 2016	L, 90-84
vs. No. 16 LOUISVILLE	Dec. 27, 2015	W, 75-73
vs. No. 5 Duke (Chicago)	Nov. 17, 2015	W, 74-63
vs. No. 3 Wisconsin (NCAAT)	April 4, 2015	L, 71-64
vs. No. 8 Notre Dame (NCAAT)	March 28, 2015	W, 68-66
vs. No. 20 West Virginia (NCAAT)	March 26, 2015	W, 78-39
vs. No. 21 Arkansas (SECT)	March 15, 2015	W, 78-63
vs. No. 18 ARKANSAS	Feb. 28, 2015	W, 84-67
at No. 4 Louisville	Dec. 27, 2014	W, 58-50
vs. No. 21 NORTH CAROLINA	Dec. 13, 2014	W, 84-70
vs. No. 6 TEXAS	Dec. 5, 2014	W, 69-51
vs. No. 5 Kansas (Indianapolis)	Nov. 18, 2014	W, 72-60
vs. No. 18 UConn (NCAAT)	April 7, 2014	L, 60-54
vs. No. 12 Wisconsin (NCAAT)	April 5, 2014	W, 74-73
vs. No. 7 Michigan (NCAAT)	March 30, 2014	W, 75-72
vs. No. 5 Louisville (NCAAT)	March 28, 2014	W, 74-69
vs. No. 2 Wichita State (NCAAT)	March 23, 2014	W, 78-76
at No. 1 Florida (SECT)	March 16, 2014	L, 61-60
at No. 1 Florida	March 8, 2014	L, 84-65
vs. No. 3 FLORIDA	Feb. 15, 2014	L, 69-59
vs. No. 4 LOUISVILLE	Dec. 28, 2013	W, 73-66
at No. 18 North Carolina	Dec. 14, 2013	L, 82-77
vs. No. 20 Baylor (Dallas)	Dec. 6, 2013	L, 67-62
vs. No. 2 Michigan State (Chicago)	Nov. 12, 2013	L, 78-74
vs. No. 11 FLORIDA	March 9, 2013	W, 61-57
at No. 7 Florida	Feb. 12, 2013	L, 69-52
at No. 16 Ole Miss	Jan. 29, 2013	W, 87-74
at No. 4 Louisville	Dec. 29, 2012	L, 80-77
vs. No. 9 Duke (Atlanta)	Nov. 13, 2012	L, 75-68
vs. No. 6 Kansas (NCAAT)	April 2, 2012	W, 67-59
vs. No. 17 Louisville (NCAAT)	March 31, 2012	W, 74-67
vs. No. 9 Baylor (NCAAT)	March 25, 2012	W, 69-61
vs. No. 16 Indiana (NCAAT)	March 23, 2012	W, 82-70
vs. No. 22 Florida (SECT)	March 10, 2012	W, 87-71
at No. 16 Florida	March 4, 2012	W, 74-59
vs. No. 8 FLORIDA	Feb. 7, 2012	W, 78-58
vs. No. 4 LOUISVILLE	Dec. 31, 2011	W, 69-62
vs. No. 5 NORTH CAROLINA	Dec. 3, 2011	W, 73-72
vs. No. 12 Kansas (New York)	Nov. 15, 2011	W, 75-65
vs. No. 9 UConn (NCAAT)	April 2, 2011	L, 56-55
vs. No. 7 North Carolina (NCAAT)	March 27, 2011	W, 76-69
vs. No. 1 Ohio State (NCAAT)	March 25, 2011	W, 62-60
vs. No. 22 West Virginia (NCAAT)	March 19, 2011	W, 71-63
vs. No. 12 Florida (SECT)	March 13, 2011	W, 70-54
vs. No. 21 VANDERBILT	March 1, 2011	W, 68-66
vs. No. 13 FLORIDA	Feb. 26, 2011	W, 76-68
at No. 21 Vanderbilt	Feb. 12, 2011	L, 81-77
at No. 22 Louisville	Dec. 31, 2010	W, 78-63
vs. No. 23 Notre Dame (Louisville)	Dec. 8, 2010	W, 72-58
vs. No. 13 Washington (Maui)	Nov. 23, 2010	W, 74-67
vs. No. 6 West Virginia (NCAAT)	March 31, 2010	L, 73-66
vs. No. 15 Tennessee (SECT)	March 13, 2010	W, 74-45
at No. 19 Tennessee	Feb. 27, 2010	L, 74-65
at No. 17 Vanderbilt	Feb. 20, 2010	W, 58-56
vs. No. 12 TENNESSEE	Feb. 13, 2010	W, 73-62
vs. No. 25 OLE MISS	Feb. 2, 2010	W, 85-75
vs. No. 21 VANDERBILT	Jan. 30, 2010	W, 85-72
vs. No. 14 UConn (New York)	Dec. 9, 2009	W, 64-61
vs. No. 10 NORTH CAROLINA	Dec. 5, 2009	W, 68-66

## Calipari's Record at Kentucky ...

vs. No. 1	3-2	vs. Top 25	64-39
vs. Top 3	5-6	Home	22-6
vs. Top 5	12-11	Away	9-15
vs. Top 10	25-23	Neutral	33-18
vs. Top 15	40-28	SEC Tourney	6-2
vs. Top 20	53-35	NCAA Tourney	17-7

## Calipari Ahead of the Pack at Kentucky

Through 12 seasons at Kentucky, John Calipari's time in Lexington has been every bit as successful -- and more -- as fans hoped it would when he agreed to become the head coach at Kentucky in the spring of 2009.

By just about every measure, he is the most successful coach in college basketball during the last decade-plus. Among schools who have been to at least two Elite Eights and a Final Four since 2009-10, Calipari ranks:

- First in NCAA Tournament wins (31)
- First in Final Four appearances (four)
- First in Elite Eight appearances (seven)
- First in Sweet Sixteen appearances (eight)
- Second in league tournament titles (six)
- Third in wins (339)
- Third in regular-season conference titles (six)
- Third in NCAA titles (one)

## First-Ballot Hall of Famer

Kentucky men's basketball coach John Calipari joined basketball's fraternity of legends in September 2015 after being elected to the Naismith Memorial Basketball Hall of Fame on the first ballot.

Calipari joined an elite group of basketball players and coaches in the Naismith Hall of Fame, considered to be one of the ultimate honors in the sport. The Class of 2015 included Calipari, Dick Bevetta, Wildcat Louie Dampier, Lindsay Gaze, Tom Heinsohn, John Isaacs, Spencer Haywood, Lisa Leslie, Dikembe Mutombo, George Raveling and JoJo White.

Calipari was inducted in Springfield, Massachusetts. Nearly 70 former players joined him on stage during his acceptance speech.

## Coach Cal Immortalized at UMass with Statue Unveiling

John Calipari's Hall of Fame rise began at UMass, and the school honored his program's breakthrough in the 1990s by unveiling a statue of Calipari on the Amherst campus in September.

Calipari was one of four icons synonymous with UMass basketball to earn the honor. Calipari's statue was unveiled next to Marcus Camby, Julius Erving and the late Jack Leaman outside the Mullins Center.

At UMass, Calipari led the Minutemen to a 193-71 on-court record in his eight seasons as head coach from 1989-96. His .731 career winning percentage remains the best in school history, and he ranks second all-time at UMass in victories with 193.

Calipari led UMass to five straight NCAA Tournament appearances from 1992 to 1996 after UMass had gone to the NCAAs only once in the first 81 years of the program. His Minutemen made the Atlantic 10's first and only Final Four appearance during the 1996 season, during which they went 35-2 overall and spent 10 weeks ranked No. 1 in the nation. Following the 1996 season, Calipari was named National Coach of the Year by the National Association of Basketball Coaches, The Sporting News and Naismith.

UMass won five straight Atlantic 10 Conference regular-season and tournament titles under Calipari from 1992 to 1996, becoming only the second team in NCAA history to win its conference championships in the regular season and postseason for five consecutive years.

A three-time Atlantic 10 Coach of the Year selection in 1992, 1993 and 1996, Calipari coached a National Player of the Year (Marcus Camby, 1996), two First Team All-Americans (Lou Roe, 1995; Camby, 1996), three Atlantic 10 Players of the Year (Harper Williams, 1992; Roe, 1995; Camby, 1996) and a total of 24 All-Atlantic 10 selections during his eight seasons at UMass.

Calipari's 1996 Final Four Team was also inducted into the UMass Athletics Hall of Fame.

## Coach Cal Court

Not only did John Calipari have a statue erected in his honor this past offseason, the court at Clarion -- Calipari's alma mater -- is now named after the Hall of Famer. The court in Tippin Gymnasium was officially renamed the John V. Calipari Court in September and will be known as Coach Cal Court.

Like many coaches, Calipari began his career in basketball on the court as a player. He he was a star high school basketball player at Moon High School in Western Pennsylvania under another Clarion graduate Joe Sacco. Calipari started his college playing career at UNC Wilmington before transferring to Clarion in 1981, helping the Golden Eagles reach their first NCAA Division II Tournament in program history that year.

Under legendary head coach Joe DeGregorio, Clarion went 23-6 and reached the East Region championship game. Calipari was a key member of Clarion's 1981-82 team that started the season 7-0 and ranked third in Division II at one point.

Calipari has remained close with the program throughout his career.

## Calipari Named Coach of the Decade

Underscored by more victories than any other coach or program in his first 10 seasons at the helm at Kentucky, more Final Four appearances, a record number of NBA Draft picks, and the 2012 national championship, John Calipari was named the College Basketball Coach of the Decade by Sporting News in January 2020.

In a piece penned by national writer Mike DeCourcy, Sporting News credited Calipari for changing the college basketball landscape. Detailing Calipari's success -- what DeCourcy described as a "college basketball revolution" -- DeCourcy wrote that "no one defined the 2010s in the same way as Calipari ... nor achieved the same degree of consistent success."

In an era where kids can enter the NBA Draft at 19 years old, Calipari masterfully balances the priority of players' long-term professional dreams with individual and team development, leading to on-court success that no other team has matched.

"I knew we were going to make the program -- and I said it at the press conference -- it was going to be a players-first program," Calipari told Sporting News. "We were going to make decisions based on them and their needs. And it's not just about the name on the front. It'll be about the name on the back. That's how we're going to do this."

## Calipari Receives Guardians of the Game Award

John Calipari was one of eight coaches to receive the National Association of Basketball Coaches' Guardians of the Game Pillar Awards in 2021 for his work with the John McLendon Minority Leadership Initiative.

The Guardians of the Game Pillar Awards represent the NABC's core values of advocacy, education, inclusion and leadership. Calipari was one of three coaches, alongside Harvard head coach Tommy Amaker and South Carolina head coach Frank Martin, who received the award for inclusion.

Calipari, Amaker and Martin were honored for leading and launching the McLendon Minority Leadership Initiative, a coach-driven initiative to provide minorities a jump-start to their careers through practical experiences, opportunities to build their





# COACH CALIPARI

as a college head coach.

Calipari remains the only coach in NCAA history with at least 189 victories at three different schools and is the second-winningest coach in school history. Only two Division I coaches posted more wins through their first 1,000 career games than Calipari.

## Most Wins Through First 1,000 Games

- Adolph Rupp - 824
- Roy Williams - 790
- John Calipari - 777
- Dean Smith - 776

## 700 Victories and Counting

With Kentucky's win over UIC on Nov. 26, 2017, John Calipari reached 700 on-court wins. At the time he was one of just 41 coaches, regardless of NCAA level of classification, to reach that barrier. Only 29 coaches have done it with at least 10 seasons at the Division I level.

Calipari became the fourth-fastest coach to 700 on-court wins ever at 894 games. Only Adolph Rupp (836 games), Jerry Tarkanian (876 games) and Roy Williams (879 games) did it faster.

## Calipari Unrivaled in Conference

John Calipari has won 16 league regular-season championships (including six Southeastern Conference titles) eight more than the next-closest coach in the SEC (Bruce Pearl, Ben Howland and Kermit Davis have eight). Calipari has won six SEC Tournament championships at Kentucky and owns 15 conference tournament titles in his career, 11 more than his closest competitors (Howland, Davis and Nate Oats).

Calipari has tallied a 367-116 (76.0%) all-time record within conference play as a head coach and owns a 159-50 (76.1%) record since joining the SEC.

Although he's been publicly outspoken against conference tournaments -- only because he doesn't favor playing three or more games on consecutive days to win the tournament -- his teams have gotten up for them. Calipari's teams at UMass, Memphis and Kentucky have been to 19 conference championship games in his career, winning a remarkable 15 of them. Calipari is 57-13 (81.4%) all-time in conference tournaments, including 23-5 (82.1%) at UK. Calipari ranks fourth in SEC Tournament wins.

## Calipari in Elite Company with Conference Championships

When Kentucky clinched a share of the 2017 Southeastern Conference championship, John Calipari became the first NCAA Division I coach to lead three different programs (UMass, Memphis, Kentucky) to five on-court regular-season league titles five different times. He won the Atlantic 10 at the helm of UMass in 1992, '93, '94, '95 and '96. Memphis claimed the Conference USA crown in 2004, '06, '07, '08 and '09, and Kentucky has captured the SEC six times in 2010, '12, '15, '16, '17 and '20.

Perhaps more impressive is that Calipari has 31 combined regular-season and tournament championships after clinching the SEC regular-season crown in 2020. That trails only Mark Few of Gonzaga (36 titles) among all active coaches. All-time, Calipari trails only the great Adolph Rupp (41) and Few.

## There's No Place Like Home

John Calipari-coached teams have posted an all-time record of 433-49 (89.8%) record at home in his stops at UMass, Memphis and Kentucky. At UK, Coach Cal is 194-17 (91.9%) in Rupp Arena.

In five of Calipari's 12 complete seasons at Kentucky, the Wildcats have posted an undefeated record at home, including a school-record 19-0 mark during the 2014-15 season.

Calipari owns both of UK's longest winning streaks in the arena. He began his career at UK with a 54-game winning streak at Rupp Arena. It was the longest winning streak since the arena opened in 1976. With a win over Georgia on Feb. 9, 2016, he secured the second-longest streak in the storied building at 34 games (which ended at 42).

Coach	Streak (Yrs)
1. John Calipari	54 (2010-13)
2. John Calipari	42 (2014-17)
3. Rick Pitino	33 (1992-94)
4. Joe B. Hall	30 (1981-82)
5. Rick Pitino	27 (1995-97)

## Life Away From Home Isn't So Bad Either

As good as John Calipari's team's have been at home, they're pretty good in hostile environments on the road. Dating back to the 2005-06 season, Calipari has recorded a 112-53 (67.9%) record on the road. At neutral-site venues, Kentucky is 79-28 (73.8%) under Calipari.

## Calipari at No. 1

John Calipari is one of just two coaches (Frank McGuire) to lead three programs to a No. 1 ranking in the Associated Press Top 25.

Calipari has led seven of his 13 UK teams to the No. 1 ranking and eight of his last 15 teams to the top (he's done it 10 times overall). When Coach Cal's teams are at the top, they're difficult to knock off:

- Calipari is 110-13 (89.4%) as the top-ranked Associated Press Top 25 coach in the country
- He's 69-8 (89.6%) when his team is atop the AP Top 25 as UK's head coach
- Calipari tallied a 32-4 mark at UMass at No. 1 and he was 9-1 at Memphis
- He (110) trails only Duke's Mike Krzyzewski (219) in active coaches with victories at No. 1
- Calipari has coached 123 career games as a No. 1 team, fourth most in NCAA history, trailing Krzyzewski (255), John Wooden (228) and Adolph Rupp (127) as of Nov. 30
- Among coaches who have owned a No. 1 ranking in at least 119 games, Calipari's winning percentage of 89.4% trails only Wooden (95.2%) and is ahead of active coach Krzyzewski (85.8%)

## Recruiting Trail

The Wildcats have signed more top-25 players under John Calipari's than any other school. Nearly a quarter of all Rivals' top-10 prospects over the past 13 classes have signed with Coach Cal and the Cats. The following list is freshman signees only.

PLAYER (YEAR)	ESPN	RIVALS	247	MCD	JB
Sky Clark ('22)	16	21	18		
Chris Livingston ('22)	12	8	5		
Shaedon Sharpe ('22)	1	1	1		
Cason Wallace ('22)	9	10	7		
Daimion Collins ('21)	19	18	13	Y	Y
Bryce Hopkins ('21)	33	38	43	Y	Y
TyTy Washington Jr. ('21)	14	14	19	Y	Y
Devin Askew ('20)	26	33	37	Y	Y
Brandon Boston Jr. ('20)	7	5	6	Y	Y
Terrence Clarke ('20)	10	8	10	Y	Y
Cam'Ron Fletcher ('20)	61	49	80		
Isaiah Jackson ('20)	34	28	34	Y	
Lance Ware ('20)	46	36	43		
Kareem Watkins ('20)	NR@	NR@	NR@		
Dontaie Allen ('19)	NR	NR	98		
Keion Brooks Jr. ('19)	36	29	14	Y	
Brennan Canada ('19)	NR@	NR@	NR@		
Johnny Juzang ('19)	30	34	31		
Tyrese Maxey ('19)	13	10	10	Y	Y
Kahlil Whitney ('19)	12	14	11	Y	Y
Ashton Hagans ('18)	20	13	12		
Tyler Herro ('18)	30	36	38	Y	Y
Keldon Johnson ('18)	7	15	18	Y	Y
EJ Montgomery ('18)	14	11	6	Y	
Zan Payne ('18)	NR	NR	NR		
Immanuel Quickley ('18)	25	22	19	Y	
Jemarl Baker Jr. ('17)	66	82	90		
Hamidou Diallo ('17)	11~	10~	11		
Shai Gilgeous-Alexander ('17)	35	34	20		
Quade Green ('17)	24	22	33	Y	Y
Kevin Knox ('17)	10	10	18	Y	Y
Nick Richards ('17)	17	17	15	Y	Y
Jarrod Vanderbilt ('17)	19	14	12	Y	Y
PJ Washington ('17)	12	15	9	Y	Y
Bam Adebayo ('16)	5	7	12	Y	Y
Brad Calipari ('16)	NR	NR	NR		
De'Aaron Fox ('16)	6	6	6	Y	Y
Wenyen Gabriel ('16)	14	13	14	Y	Y
Sacha Killeya-Jones ('16)	24	24	25	Y	Y
Malik Monk ('16)	9	9	10	Y	Y
Tai Wynyard ('16)	NR	NR	NR		
Isaiah Briscoe ('15)	13	10	16	Y	Y
Jonny David ('15)	NR@	NR@	NR@		
Isaac Humphries ('15)	49	NR^	62		
Skal Labissiere ('15)	2	1	2	Y	
Charles Matthews ('15)	42	48	74	Y	
Jamal Murray ('15)	NA^	9	10		
Devin Booker ('14)	18	29	22	Y	Y
Trey Lyles ('14)	6	13	17	Y	Y
Karl-Anthony Towns ('14)	9	5	2	Y	Y
Tyler Ulis ('14)	25	21	20	Y	Y
EJ Floreal ('13)	NR@	NR@	NR@		
Aaron Harrison ('13)	9	7	5	Y	Y
Andrew Harrison ('13)	5	5	3	Y	Y
Dominique Hawkins ('13)	NR	NR	151		
Dakari Johnson ('13)	7	9	8	Y	Y
Marcus Lee ('13)	25	19	14	Y	Y
Julius Randle ('13)	3	2	2	Y	Y
Derek Willis ('13)	NR	115	58		
James Young ('13)	8	11	10	Y	Y
Archie Goodwin ('12)	15	14	18	Y	Y
Willie Cauley-Stein ('12)	40	40	47		
Nerlens Noel ('12)	1	2	1	Y	
Alex Poythress ('12)	13	8	7	Y	Y
Anthony Davis ('11)	1	2	1	Y	Y
Michael Kidd-Gilchrist ('11)	4	3	2	Y	Y
Sam Malone ('11)	NR@	NR@	NR@		
Brian Long ('11)	NR@	NR@	NR@		
Marquis Teague ('11)	8	5	6	Y	Y
Kyle Wiltjer ('11)	19	22	21	Y	Y
Terrence Jones ('10)	9	13	8*	Y	Y
Enes Kanter ('10)	25	3	3*		
Brandon Knight ('10)	4	6	6*	Y	Y
Doron Lamb ('10)	29	21	28*	Y	Y
Jarrod Polson ('10)	NR@	NR@	NR*@		
Stacey Poole, Jr. ('10)	51	33	67*		
Eric Bledsoe ('09)	NR	23	37*		
DeMarcus Cousins ('09)	4	2	3*	Y	Y
Jon Hood ('09)	92	40	46*		
Daniel Orton ('09)	13	22	17*	Y	
John Wall ('09)	5	1	2*	Y	

<b>Top-10 Players</b>	<b>25</b>	<b>28</b>	<b>28</b>
<b>Top-25 Players</b>	<b>50</b>	<b>52</b>	<b>52</b>
<b>Top-50 Players</b>	<b>62</b>	<b>66</b>	<b>63</b>
<b>McDonald's All-Americans</b>			<b>38</b>
<b>Jordan Brand Classic All-Americans</b>			<b>47</b>

\* Scout.com ranking | ~ final ranking in the 2017 class before early enrollment | ^ reclassified after final rankings were released. @ originally joined team as walk-on



# COACH CALIPARI

- Calipari is 6-4 vs. the AP top-ranked team in the land, including 3-2 at UK after defeating Michigan State in 2019-20
- According to ESPN, his 60.0% winning percentage against AP top-ranked teams is the best for any head coach

## The Success Rate

John Calipari has graduated 100% of the players (23 of 23) who have been eligible to receive their diploma by the end of their senior years and exhausted their athletic eligibility. Of that group, Brad Calipari, current Wildcat Zan Payne, Patrick Patterson, Jarrod Polson, Alex Poythress completed their degrees in three years.

In the NCAA's Academic Progress Rate, which measures eligibility, retention and graduation, Kentucky has posted a single-year Academic Progress Rate of 977 or higher in every season under Calipari, including a perfect 1,000 in six of the last seven single-year reports (numbers were not released last year due to the COVID-19 pandemic).

UK's four-year composite score in the most recent report, which was released in May 2020, was a 994 out of 1,000, earning the team an NCAA academic award for the sixth year in a row for finishing in the top 10% of Division I men's basketball programs.

The Wildcats routinely perform well in the classroom, including posting a 3.122 grade-point average in the 2020 fall semester.

## Dream Maker

As someone who prides himself on helping young men reach their dreams, John Calipari has helped 54 players earn selection in the NBA Draft during his college coaching career, including 43 in his first 12 seasons at UK, more than any other coach.

- Four No. 1 overall selections (Derrick Rose, John Wall, Anthony Davis and Karl-Anthony Towns) during the nine drafts from 2008 to 2016. No other coach has more than three No. 1 picks
- In 2010, five of his UK players were selected in the first round for the first time in NBA history
- His six players in the 2012 and 2015 NBA drafts are the most in the two-round era
- Churned out 43 NBA Draft picks, 32 first-rounders (more than the entire Big Ten during the same time span), three No. 1 selections, seven top-five picks and 21 lottery picks at Kentucky
- Of the 61 full-time scholarship players who have finished their college careers at Kentucky under Calipari (did not transfer or leave the program early), 43 have been selected in the NBA Draft, a 70.5% success rate. Another seven of those made the NBA. This does not include the late Terrence Clarke
- Of the 30 players at UK who have declared for the NBA Draft at the conclusion of their freshman seasons, 27 have been first-round picks. All previous players have played game in the NBA. He is 31 for 34 when including his players from Memphis. This does not include the late Terrence Clarke
- Only coach to produce the top two picks in the same draft (2012, Davis and Michael Kidd-Gilchrist)
- Produced a top-10 pick in 12 straight drafts from 2008-19, the only school to do so during that time period
- Eight of his former players have been named NBA All-Stars (26 total and all since 2010), six have been tabbed All-NBA (11 times), three were named NBA Rookie of the Year, and 15 players from Calipari's first 11 teams at UK have made the NBA All-Rookie teams. Rose was named NBA MVP in 2011 and Davis won NBA All-Star MVP honors in 2017

## Developing Talent

John Calipari hasn't just signed the best talent in the country while he's been at Kentucky; he's been the best at developing that talent and getting it ready for the next level.

Of the 40 top-25 Rivals.com players Kentucky has signed who did not transfer or leave the program early (and aren't still actively playing at UK), 34 were drafted and 26 were selected in the first round. But that's only half the story. Calipari's players don't just make it to the pros, they're better prepared than anyone else. The proof is in the numbers.

Entering the 2021-22 NBA season, Calipari's NBA pros had amassed nearly \$3.5 billion in career NBA contracts, which doesn't include endorsement deals and overseas contracts. Of his UK players in the NBA, they have nearly \$3 billion in career contracts.

There's more: Of UK's 21 lottery picks in the Calipari era, 18 have earned second contracts in the NBA with 11 of them cashing in on max contracts. Of the four who haven't earned second contracts, all have been drafted in the last four years and are still on their rookie deal. Since Calipari's first draft class, 33 lottery selections have earned max contracts in the NBA. Eleven of those players are Kentucky alums. Duke (three), Georgetown (two) and Kansas (two) are the only other programs to have multiple lottery selections earn a max contract.

## Double-Digit Win Streaks

John Calipari's teams have posted 19 streaks of 10 or more wins at Kentucky, Memphis and UMass, including six at UK. They have won 15 or more straight games nine times, 20 or more six times, 25 or more five times, and 30 or more once. Of course, the most famous streak was the 38-0 start during the 2014-15 season.

- |                         |                           |                          |                           |
|-------------------------|---------------------------|--------------------------|---------------------------|
| 1. 38 Kentucky, 2014-15 | 6. 24 Kentucky, 2011-12   | T10. 14 UMass, 1991-92   | T16. 10 Kentucky, 2018-19 |
| 2. 27 Memphis, 2008-09  | 7. 19 Kentucky, 2009-10   | T12. 12 Memphis, 2007-08 | T16. 10 Kentucky, 2010-11 |
| T3. 26 Memphis, 2007-08 | 8. 16 UMass, 1994-95      | T12. 12 Memphis, 2002-03 | T16. 10 Memphis, 2001-02  |
| T3. 26 UMass, 1995-96   | 9. 15 Memphis, 2005-06    | T12. 12 UMass, 1992-93   | T16. 10 UMass, 1993-94    |
| 5. 25 Memphis, 2006-07  | T10. 14 Kentucky, 2016-17 | 15. 11 Memphis, 2003-04  |                           |

## Calipari Nearly Perfect vs. Former Assistants

John Calipari has made it known that he doesn't enjoy coaching against friends. That hasn't stopped him from winning anyway. Calipari is 18-1 all-time when coaching against former assistants with a win over Tony Barbee and Central Michigan on Nov. 26, 2021. He suffered his first and only loss to a former assistant against former Memphis assistant Josh Pastner, now the head coach of Georgia Tech, on Dec. 6, 2020.

Orlando Antigua - 1-0    Tony Barbee - 9-0    Bruiser Flint - 2-0    Derek Kellogg - 1-0    Chuck Martin - 2-0    Josh Pastner - 1-1    Steve Roccaforte - 2-0

## #LaFamilia NBA Awards

Award	Year	Player	Year	Player	Year	Player	Year	Player
<b>NBA Player of the Year</b>	2011	Karl-Anthony Towns (3rd)	2018	Eric Bledsoe (2nd)	2011	Bam Adebayo	2020	<b>All-Star Game MVP</b>
Derrick Rose		Anthony Davis (1st)	2017	Tyreke Evans (1st)	2010	Devin Booker	2020	Anthony Davis
		John Wall (3rd)	2017	Derrick Rose (1st)	2010	Anthony Davis	2020	
<b>NBA Rookie of the Year</b>		DeMarcus Cousins (2nd)	2016	Marcus Camby (1st)	1997	Anthony Davis	2019	<b>Rising Stars Challenge MVP</b>
Karl-Anthony Towns	2016	Anthony Davis (1st)	2015			Karl-Anthony Towns	2019	Jamal Murray
Tyreke Evans	2010	DeMarcus Cousins (2nd)	2015	<b>All-NBA Defensive Team</b>		DeMarcus Cousins	2018	John Wall
Derrick Rose	2009	Derrick Rose (1st)	2012	Bam Adebayo (2nd)	2021	Anthony Davis	2018	Tyreke Evans
		Derrick Rose (1st)	2011	Bam Adebayo (2nd)	2020	Karl-Anthony Towns	2018	
<b>NBA Defensive Player of the Year</b>				Anthony Davis (1st)	2020	John Wall	2018	<b>Slam Dunk Contest Winner</b>
Marcus Camby	2007	<b>All-NBA Rookie Team</b>		Eric Bledsoe (2nd)	2020	DeMarcus Cousins	2017	Hamidou Diallo
		Immanuel Quickley (2nd)	2021	Eric Bledsoe (1st)	2019	Anthony Davis	2017	John Wall
<b>NBA Most Improved Player of the Year</b>		Tyler Herro (2nd)	2020	Anthony Davis (1st)	2018	John Wall	2017	
Julius Randle	2021	PJ Washington (2nd)	2020	Anthony Davis (2nd)	2017	DeMarcus Cousins	2016	<b>3-Point Contest Winner</b>
		Shai Gilgeous-Alexander (2nd)	2019	Anthony Davis (2nd)	2015	Anthony Davis	2016	Devin Booker
<b>NBA Cares Community Assist Award</b>		Jamal Murray (2nd)	2017	John Wall (2nd)	2015	John Wall	2016	
Devin Booker	2021	Karl-Anthony Towns (1st)	2016	Marcus Camby (1st)	2008	DeMarcus Cousins	2015	<b>Skills Challenge Winner</b>
DeMarcus Cousins	2017	Devin Booker (1st)	2016	Marcus Camby (1st)	2007	Anthony Davis	2015	Bam Adebayo
Offseason		Willie Cauley-Stein (2nd)	2016	Marcus Camby (2nd)	2006	John Wall	2015	Karl-Anthony Towns
John Wall	2016	Nerlens Noel (1st)	2015	Marcus Camby (2nd)	2005	Anthony Davis	2014	Derrick Rose
		Anthony Davis (1st)	2013			John Wall	2014	
<b>All-NBA Team</b>		Michael Kidd-Gilchrist (2nd)	2013	<b>NBA All-Star Team</b>		Derrick Rose	2012	
Julius Randle (2nd)	2021	Brandon Knight (1st)	2012	Devin Booker	2021	Derrick Rose	2011	
Anthony Davis (1st)	2020	DeMarcus Cousins (1st)	2011	Anthony Davis	2021	Derrick Rose	2010	
Anthony Davis (1st)	2018	John Wall (1st)	2011	Julius Randle	2021			



# COACH CALIPARI

A “players-first” coach with a penchant for helping people reach their dreams, John Calipari, a Naismith Memorial Basketball Hall of Famer, has guided six teams to the Final Four, led one to a national championship and helped 54 players earn selection in the NBA Draft during his 30-year college coaching career.

Calipari guided Kentucky to its eighth national championship and his first national title in 2012. In becoming only the second coach in NCAA history to lead three different schools to the Final Four, he has racked up nearly 800 on-court victories, 20 NCAA Tournament on-court appearances, six Final Fours and numerous national coach of the year honors.

From UMass to Memphis and now Kentucky, Calipari’s career has been successful throughout, but his most recent run in Lexington has been the best stretch of his career. During Calipari’s first 12 seasons at UK, he has led all coaches in NCAA Tournament wins (31), Final Fours (four), Elite Eights (seven) and Sweet 16s (eight). He is in the top three in total wins (339) in that time span.

In 2015, Coach Cal led college basketball’s first ever 38-0 team, and became one of just three coaches to make four Final Fours in a five-year span. At the end of the season, Calipari became the 96th coach to join the Naismith Memorial Basketball Hall of Fame.

While building a program out of obscurity at UMass, laying the foundation at Memphis and restoring luster at the sport’s greatest program at Kentucky, he totaled the second-most wins in NCAA history in the first 20 years of a college coaching career.

Quite honestly, though, Calipari’s on-court success overshadows a much more significant picture.

In his goal to lead a players-first program, he has helped more than 50 young men realize their dreams and reach the NBA level with 54 players earning NBA Draft selections, including a record five first-round draft picks in 2010. Two years later, six Wildcats heard their names called at the 2012 draft, the most in the two-round draft era. UK, with Calipari’s help, would tie those six picks again in 2015, including a record-tying four lottery selections. His four No. 1 overall picks are more than any other coach, and he has had 43 players drafted during his first 12 years at Kentucky, including 32 first-round picks, more than the entire Big Ten combined in that time span.

Calipari’s players have entered the league NBA-ready. His players have garnered 26 All-Star selections -- all since 2010 -- with Anthony Davis winning the game’s MVP honor in 2017. Derrick Rose was named NBA MVP in 2011. Six of his players have been tabbed All-NBA (11 times), three have been named NBA Rookie of the Year and 15 players from Calipari’s first 11 teams at Kentucky have made the NBA All-Rookie teams.

Much like he did at UMass, where his players graduated at nearly 80%, Calipari has stressed academics. Seventeen of his last 20 seniors at Memphis earned their bachelor’s degrees, and all 23 players at UK who were eligible to graduate by the end of their senior years walked away with a diploma in hand, including five players who earned their degree in just three years, including redshirt junior Zan Payne who completed his degree in August. Calipari’s teams routinely have posted a combined team grade-point average of 3.0 or better.

Calipari has raised millions of dollars to help the lives of those in need in the Commonwealth and beyond. He has had a particular passion to assist those impacted by natural disasters. For instance, in 2010, he used a telethon to raise more than \$1 million for victims of the devastating earthquake in Haiti. He followed that up with telethons in 2012, raising \$1 million for victims of Superstorm Sandy, and in 2017, for victims of Hurricane Harvey.

Calipari launched his foundation in 2012, and since then the foundation has worked with several key partners and donated more than \$1.5 million, a figure that does not include matching funds that have been contributed from individuals and corporations. In 2013, Calipari initiated hosting an annual alumni weekend around his basketball fantasy experience with the intent to raise money for charity. After generating \$350,000 for selected organizations and charities during the inaugural game, the weekend has generated millions of dollars for charity since its inception.

In 2019, when federal workers were without pay due to a government shutdown, he, his wife and his foundation assisted workers with financial help and grocery gift cards. He and his wife, Ellen, teamed up with Fayette County Public Schools to help families in need during the COVID-19 pandemic.

His latest efforts include spearheading the creation of the John McLendon Minority Leadership Initiative, a nationwide coach-driven initiative to provide minorities a jump-start to their careers through practical experiences, opportunities to build their network and instilling the values of John McLendon: integrity, education, leadership and mentorship. Participants in the initiative will be known as MLI Future Leaders.

In 2017, Coach Cal was named the head coach of the 2017 USA Basketball Men’s U19 World Cup Team, which finished third at the 2017 FIBA U19 World Cup in Cairo.

Author of five books, including the New York Times Best Seller “Players First: Coaching from the Inside Out,” Calipari is a master of communication and maximizing talent. He lives by the motto that “it’s never a matter of how far you have fallen, but instead it’s about how high you bounce back.”



## BIOGRAPHICAL INFORMATION

**Date of Birth:** Feb. 10, 1959 | **Wife:** Ellen  
**Children:** Erin, Megan, Brad

**Education**  
Clarion State (1982)

**Head Coaching Experience**  
University of Massachusetts (1989-96)  
New Jersey Nets (NBA) (1997-99)  
University of Memphis (2001-09)  
University of Kentucky (2010-present)

## COACHING AWARDS

- 2021 NABC Guardians of the Game Pillar Award - Inclusion
- NABC District 20 Coach of the Year
- USBWA District IV Coach of the Year
- 2020 SEC Coach of the Year (Coaches)
- 2019 *The Sporting News* Coach of the Decade
- 2018 Naismith Hall of Fame 'Service Above Self' Honoree
- 2018 NABC Metropolitan Award
- 2015 Naismith Memorial Basketball Hall of Fame Inductee
- 2015 AP National Coach of the Year
- 2015 Naismith National Coach of the Year
- 2015 NABC National Coach of the Year
- 2015 *The Sporting News* National Coach of the Year
- 2015 Adolph Rupp National Coach of the Year
- 2015 SEC Coach of the Year (AP/Coaches)
- 2015 USBWA District IV Coach of the Year
- 2012 Nell & John Wooden Coach of the Year Leadership Award
- 2012 Naismith National Coach of the Year Finalist
- 2012 SEC Coach of the Year (AP/Coaches)
- 2010 Adolph Rupp National Coach of the Year
- 2010 Naismith National Coach of the Year Finalist
- 2010 SEC Coach of the Year (AP)
- 2010 *Sporting News* SEC Coach of the Year
- 2010 Yahoo! Sports SEC Coach of the Year
- 2010 USBWA District IV Coach of the Year
- 2009 NABC National Co-Coach of the Year
- 2009 *Sports Illustrated* National Coach of the Year
- 2009 Phelan National Coach of the Year
- 2009 Iba National Coach of the Year Finalist
- 2009 C-USA Coach of the Year
- 2008 Naismith National Coach of the Year
- 2008 C-USA Coach of the Year
- 2008 Iba National Coach of the Year Finalist
- 2008 Phelan National Coach of the Year Finalist
- 2007 Phelan National Coach of the Year Finalist
- 2007 USBWA District IV Coach of the Year
- 2007 *Basketball Times* South Region Coach of the Year
- 2006 C-USA Coach of the Year
- 2004 NABC District 7 Coach of the Year
- 1996 Naismith National Coach of the Year
- 1996 NABC National Coach of the Year
- 1996 *The Sporting News* National Coach of the Year
- 1996 Atlantic 10 Coach of the Year
- 1995 Naismith National Coach of the Year Finalist
- 1994 Naismith National Coach of the Year Finalist
- 1994 Atlantic 10 Coach of the Year
- 1993 USBWA District I Coach of the Year
- 1993 Atlantic 10 Coach of the Year
- 1992 Eastern Basketball Coach of the Year





# COACH CALIPARI

## NCAA DIVISION I ACTIVE WINNINGEST COACHES

(On-court by percentage - min. 10 yrs. at Division I level through the end of the 2020-21 season)

NO.	COACH/TEAM	YRS.	PCT.
1.	Mark Few	22	.836
2.	<b>John Calipari</b>	<b>29</b>	<b>.771</b>
3.	Bill Self	28	.766
4.	Mike Krzyzewski	46	.764
5.	Rick Pitino	33	.738

## SINCE 2005-06 ...

Since the 2005-06 season, John Calipari's on-court record ranks him as the winningest coach. Totals through games on Nov. 29.

COACH	RECORD
1. <b>John Calipari</b>	<b>482-108</b>
2. Bill Self	480-103
3. Mark Few	478-89
4. Mike Krzyzewski	456-115
5. Roy Williams	433-148

## MISCELLANEOUS ON-COURT RECORDS

Overall On-Court Record: .....790-234 (.771)  
 March/April Record:.....164-53 (.756)  
 NCAAT Record:.....56-19 (.747)  
 Record in Conference Games:.....367-116 (.760)  
 Record in Conference Tournament:.....57-13 (.814)

- Calipari owns the NCAA's most single-season wins with 38, tying his own record (Memphis in '08 and UK in '12) in 2015 with 38 wins. He owns the most single-season wins at UMass, Memphis and UK
- Calipari is the winningest coach in NCAA Division I history for a five-year span with 173 victories (2008-12)
- Calipari is the first coach in NCAA Division I history to record five straight on-court 30-win seasons. Memphis hit the 30-win plateau from 2006-09
- Calipari is one of only two coaches (Rick Pitino) to lead three different schools to a Final Four
- Calipari is one of only three coaches (John Wooden, Mike Krzyzewski) to go to four Final Fours in five seasons
- Calipari has advanced to the Sweet Sixteen in 12 of the last 15 NCAA Tournaments and the Elite Eight in 10 of the last 15
- Calipari started with a 54-0 record in Rupp Arena as head coach of the Wildcats
- Calipari has helped 43 players earn selection in the NBA Draft (32 first-round picks) over the last 12 seasons
- Calipari has more wins (327) in a 10-year period (2006-15) than any other coach in college basketball history
- Calipari is the fourth-fastest NCAA Division I men's basketball coach to reach 300 victories at a single school
- Calipari's 31 combined regular season and tournament league titles trail only Mark Few (37) of Gonzaga for the most among active coaches
- Calipari is the fourth-fastest coach to 700 on-court wins, behind Adolph Rupp, Jerry Tarkanian and Roy Williams
- Calipari has the second-most wins in school history, behind only Adolph Rupp
- Calipari's 31 NCAA Tournament wins are the most in school history. Rupp had 30

## CAL IN CONFERENCE

SEC COACHES	CONFERENCE CHAMPIONSHIPS	Tournament Championships	Conference Coach of the Year
Nate Oats, Alabama	3	4	4
Eric Musselman, Arkansas	3	1	1
Bruce Pearl, Auburn	8	3	7
Michael White, Florida	3	0	3
Tom Crean, Georgia	3	0	3
<b>John Calipari, Kentucky</b>	<b>16</b>	<b>15</b>	<b>10</b>
Will Wade, LSU	2	0	1
Cuonzo Martin, Missouri	1	0	1
Kermit Davis, Ole Miss	8	4	7
Ben Howland, Mississippi State	8	4	3
Frank Martin, South Carolina	0	0	1
Rick Barnes, Tennessee	4	1	6
Buzz Williams, Texas A&M	1	0	2
Jerry Stackhouse, Vanderbilt	0	0	0
<b>TOTALS</b>	<b>60</b>	<b>32</b>	<b>49</b>

## CALIPARI VS. ALL OPPONENTS

Abilene Christian .....1-0	Fort Wayne .....1-0	Morehead State.....3-0	Southwest Texas St. ....1-0
Alabama .....17-6	Furman .....1-0	Mount St. Mary's.....2-0	St. Bonaventure.....17-1
Albany.....2-0	George Mason.....1-0	Murray State.....1-0	St. John's.....1-0
Arizona .....1-1	George Washington.....8-9	Nevada .....1-0	St. Joseph's .....15-5
Arizona State .....2-1	Georgetown.....2-1	New Hampshire.....5-0	St. Mary's.....1-0
Arkansas .....13-7	Georgia .....19-3	New Mexico.....1-0	St. Peter's .....1-0
Arkansas-Little Rock .....3-0	Georgia Tech.....2-2	New Orleans.....1-0	Stanford .....3-2
Arkansas-Pine Bluff.....1-0	Gonzaga.....4-0	NJIT.....1-0	Stephen F. Austin.....1-0
Arkansas State.....4-0	Grand Canyon.....1-0	North Carolina.....7-4	Stony Brook .....1-0
Auburn.....13-5	Hampton.....1-0	North Carolina State.....1-0	Syracuse.....3-2
Austin Peay .....6-1	Hartford .....2-0	North Dakota.....1-0	TCU .....7-1
Baylor .....1-2	Harvard .....2-0	North Florida .....1-0	Temple.....13-11
Belmont.....2-0	Hofstra .....1-0	North Texas.....1-0	Tennessee.....18-13
Boise State.....1-0	Holy Cross.....4-1	Northeastern.....3-1	Tennessee State.....1-0
Boston .....7-1	Houston.....17-3	Northern Kentucky.....2-0	Tennessee Tech.....1-0
Boston College.....2-0	Howard .....1-0	Northwestern State.....1-0	Texas .....2-2
Bradley .....1-0	Illinois .....1-1	Notre Dame.....2-2	Texas A&M.....10-3
Bucknell .....1-0	Illinois State .....1-0	Oakland .....1-0	Texas Tech.....1-0
Buffalo .....3-0	Indiana.....3-2	Ohio .....1-0	Towson State .....1-0
BYU .....1-0	Iowa .....0-1	Ohio State.....1-3	Troy.....1-0
Cal State Northridge .....1-0	Iowa State.....2-0	Oklahoma.....5-1	Tulane.....16-0
Canisius .....1-0	Jackson State .....2-0	Oklahoma State.....0-2	Tulsa .....11-1
Central Conn. St.....2-0	Kansas.....4-7	Old Dominion.....2-0	UAB.....15-3
Central Michigan.....1-0	Kansas State.....2-1	Ole Miss.....16-5	UCF.....5-0
Charlotte.....2-3	Keene State .....1-0	Oral Roberts .....1-0	UCLA.....4-4
Chattanooga.....2-0	Kentucky .....2-4	Oregon State.....1-0	UIC.....1-0
Christian Brothers.....2-0	La Salle.....3-0	Pennsylvania.....3-0	UNC Asheville.....2-0
Cincinnati.....6-7	Lafayette (Pa.).....1-0	Penn State.....4-4	UNC Greensboro.....2-0
Cleveland State.....4-0	Lamar.....5-0	Pepperdine.....1-0	UNC Wilmington.....1-0
Coastal Carolina.....1-0	LIU-Brooklyn.....1-0	Pittsburgh .....2-1	USF .....10-1
Colorado .....1-1	Lipscomb.....1-0	Portland.....3-0	Utah.....2-2
Colorado State.....0-1	Long Beach State.....1-0	Princeton.....2-0	Utah Valley.....2-0
Columbia.....1-0	Louisiana Tech.....1-1	Providence.....3-1	UTEP.....5-0
Connecticut.....2-5	Louisville.....17-8	Purdue.....2-1	UT Arlington.....3-0
Coppin State.....1-0	Loyola .....1-0	Radford.....1-0	UT Martin.....5-0
Cornell.....1-0	Lowell .....2-1	Rhode Island.....16-2	Valparaiso.....1-0
Dartmouth.....1-0	LSU.....13-3	Rice.....4-0	Vanderbilt.....21-4
Davidson.....1-0	Manhattan.....2-0	Richmond.....1-1	Vermont.....3-0
Dayton.....1-0	Marist .....2-0	Rider.....1-0	Villanova.....2-0
DePaul.....4-2	Marquette.....3-1	Robert Morris.....2-1	Virginia.....0-1
Detroit.....1-0	Marshall.....6-0	Rutgers.....11-4	Virginia Tech.....3-0
Drexel.....2-0	Maryland.....5-3	Saint Louis.....4-3	VMI.....1-0
Duke.....1-4	Massachusetts.....1-0	Sam Houston State.....1-0	Wake Forest.....2-1
Duquesne.....12-4	Memphis.....1-0	Samford.....3-0	Washington.....1-0
East Carolina.....7-0	Miami (Fla.).....0-1	Santa Clara.....1-0	West Virginia.....13-7
East Tennessee State.....4-0	Miami (Ohio).....2-0	Savannah State.....1-0	Western Kentucky.....2-0
Eastern Kentucky.....4-0	Michigan.....1-0	Seton Hall.....1-1	Wichita State.....2-0
Eastern Michigan.....2-0	Michigan State.....3-1	Siena.....4-0	Winthrop.....3-0
Evansville.....0-1	Middle Tennessee.....3-0	SMU.....7-0	Wisconsin.....1-1
Fairfield.....1-0	Milwaukee.....1-0	South Carolina.....15-4	Wofford.....2-0
Fairleigh Dickinson.....1-0	Mississippi State.....16-1	Southern Cal.....2-0	Wright State.....1-0
Florida.....20-9	Mississippi Valley St.....1-0	South Connecticut.....1-0	Xavier.....2-2
Florida State.....1-1	Missouri.....10-4	Southeastern Louisiana.....3-0	Yale.....1-0
Florida Tech.....0-1	Monmouth.....2-0	Southern Illinois.....1-0	
Fordham.....5-0	Montana State.....1-0	Southern Miss.....15-4	







# TEAM GAME RECORDS CAL ERA

38	vs. Hampton	3/19/15
38	EASTERN KENTUCKY	12/7/14
38	vs. Cleveland State	11/24/09

21	RICHMOND	11/29/20
21	LOUISVILLE	12/31/11
21	vs. Old Dominion	11/20/11
21	NORTH CAROLINA	12/5/09

1	vs. Michigan State	11/12/13
1	at Robert Morris	3/19/13
1	vs. West Virginia	3/19/11
1	FLORIDA	2/26/11

## FEWEST DEFENSIVE REBOUNDS

Rebs.	Opp.	Date
9	at Tennessee	2/16/13
13	NORTH CAROLINA	12/13/14
15	vs. Baylor	12/6/13
15	at Alabama	1/18/11
16	FLORIDA	2/27/21
16	at Florida	3/7/20
16	TENNESSEE	3/3/20
16	vs. Ohio State	12/21/19
16	UTAH	12/15/18
16	vs. Wisconsin	4/4/15
16	ALABAMA	1/31/15
16	TEXAS A&M	1/12/13
16	at Auburn	1/11/12
16	vs. UConn	11/24/10

## FEWEST TURNOVERS

TOs.	Opp.	Date
2	VANDERBILT	1/5/21
3	at Georgia	3/3/15
3	at South Carolina	2/4/12
4	ALABAMA	2/23/16
4	COLUMBIA	12/10/14
4	vs. Wisconsin	4/5/14
4	PORTLAND	11/26/11
5	vs. Mississippi State	3/11/21
5	vs. Georgia	3/9/18
5	vs. Georgia	3/12/16
5	at Vanderbilt	2/27/16
5	ALABAMA	1/31/15

## MOST PERSONAL FOULS

Fls.	Opp.	Date
33	at Kansas	1/30/16
32	at South Carolina	1/16/18
31	at Arkansas	1/14/14
31	at North Carolina	12/14/13
30	vs. North Carolina	12/19/20
29	at Auburn	2/1/20
29	at Missouri	2/3/18
29	at South Carolina	3/1/14

## FEWEST PERSONAL FOULS

Fls.	Opp.	Date
7	NORTH FLORIDA	11/22/21
7	HARTFORD	12/29/09
8	ROBERT MORRIS	11/12/21
8	MONTANA STATE	11/23/14
8	LAFAYETTE	11/16/12
8	vs. Florida	3/10/12
8	vs. Princeton	3/17/11
8	WINTHROP	12/22/10
8	DREXEL	12/21/09
8	vs. UNC Asheville	11/30/09

## HIGHEST REBOUND MARGIN

Mg.	Opp.	Date
+36	OHIO	11/19/21
+31	NIJT	11/14/15
+30	NORTH DAKOTA	11/14/18
+30	GRAND CANYON	11/14/14
+29	EASTERN KENTUCKY	11/8/19
+29	SOUTHERN ILLINOIS	11/9/18
+28	NKU	11/10/13
+27	vs. Abilene Christian	3/21/19
+27	vs. Little Rock	1/3/12
+26	vs. Arizona State	11/28/16
+26	LOUISVILLE	12/31/11

## MOST BLOCKS

Blks.	Opp.	Date
18	ST. JOHN'S	12/1/11
15	vs. Stony Brook	3/17/16
14	at Georgia	3/3/10
13	LAMAR	11/24/19
13	vs. UCLA	12/20/14
13	at Ole Miss	1/29/13
13	ARKANSAS	1/17/12
13	vs. Kansas	11/15/11
13	MARIST	11/11/11

## FEWEST BLOCKS

Blks.	Opp.	Date
0	at Florida	3/7/20
1	vs. Georgia Tech	12/6/20
1	vs. Wofford	3/23/19
1	vs. Abilene Christian	3/21/19
1	LSU	2/12/19
1	SOUTH CAROLINA	2/5/19
1	at Alabama	1/5/19
1	vs. Georgia	3/9/18
1	at Vanderbilt	1/10/17
1	vs. Alabama	3/11/16
1	at LSU	1/5/16
1	WRIGHT STATE	11/20/15
1	ALABAMA	1/31/15
1	at Missouri	1/29/15
1	vs. Wisconsin	4/5/14
1	at Florida	3/8/14

## LOWEST REBOUND MARGIN

Mg.	Opp.	Date
-25	at Florida	2/4/17
-18	at Tennessee	2/16/13
-16	vs. Mississippi State	3/11/21
-16	vs. Baylor	12/6/13
-16	vs. Maryland	11/9/12
-15	TENNESSEE	1/18/14
-14	at Ole Miss	3/2/21
-14	at Auburn	2/1/20
-14	at LSU	1/5/16
-13	VANDERBILT	1/5/21

## MOST ASSISTS

Assts.	Opp.	Date
33	vs. Arizona State	11/28/16
30	HARTFORD	12/29/09
28	LIU BROOKLYN	11/23/12
28	vs. UNC Asheville	11/30/09
25	CLEVELAND STATE	11/23/16
25	AUBURN	2/21/15
25	vs. UCLA	12/20/14

## FEWEST ASSISTS

Assts.	Opp.	Date
5	RICHMOND	11/29/20
5	LSU	2/22/14
5	at Arkansas	3/2/13
6	at Louisville	12/26/20
6	EVANSVILLE	11/12/19
6	vs. Kansas State	3/22/18
6	at Florida	3/3/18
6	vs. Vanderbilt	3/15/13
6	VANDERBILT	3/1/11

## MOST TURNOVERS

TOs.	Opp.	Date
24	MOREHEAD STATE	11/13/09
23	SAM HOUSTON ST.	11/19/09
22	ETSU	11/17/17
21	vs. Georgia Tech	12/6/20

## MOST STEALS

Stls.	Opp.	Date
15	LAFAYETTE	11/16/12
13	NORTH FLORIDA	11/26/21
13	OLE MISS	1/2/16
13	vs. UConn	12/9/09
12	vs. North Carolina	12/22/18
12	NORTH DAKOTA	11/14/18
12	STEPHEN F. AUSTIN	11/11/16
12	BOSTON	11/24/15
12	NORTH CAROLINA	12/13/14
12	PROVIDENCE	11/30/14
12	LIPSCOMB	12/15/12
12	PORTLAND	11/26/11
12	vs. Cornell	3/25/10
12	GEORGIA	1/9/10
12	vs. UNC Asheville	11/30/09

## FEWEST STEALS

Stls.	Opp.	Date
0	at Auburn	2/1/20
0	vs. Baylor	12/6/13
1	ARKANSAS	2/9/21
1	vs. Duke	11/6/18
1	at West Virginia	1/27/18



# GAME MARGINS IN CAL ERA

## VICTORY MARGINS

Margin (Score)	Opponent	Date
+58 (86-28)	MONTANA STATE	11/13/14
+52 (101-49)	LAFAYETTE	11/16/12
+50 (108-58)	MARIST	11/11/11
+49 (86-37)	MISSOURI	1/13/15
+48 (92-44)	UT ARLINGTON	11/25/14
+48 (88-40)	RADFORD	11/23/11
+46 (90-44)	MONMOUTH	11/28/18
+46 (115-69)	vs. Arizona State	11/28/16
+44 (88-44)	DREXEL	12/21/09
+43 (104-61)	HARTFORD	12/29/09

## VICTORY MARGIN IN RUPP ARENA

Margin (Score)	Opponent	Date
+58 (86-28)	MONTANA STATE	11/13/14
+52 (101-49)	LAFAYETTE	11/16/12
+50 (108-58)	MARIST	11/11/11
+49 (86-37)	MISSOURI	1/13/15
+48 (92-44)	UT ARLINGTON	11/25/14
+48 (88-40)	RADFORD	11/23/11
+46 (90-44)	MONMOUTH	11/28/18
+44 (88-44)	DREXEL	12/21/09
+43 (104-61)	HARTFORD	12/29/09
+42 (91-49)	EASTERN KENTUCKY	11/8/19
+42 (100-58)	TEXAS A&M	1/3/17

## VICTORY MARGIN IN SEC PLAY

Margin (Score)	Opponent	Date
+49 (86-37)	MISSOURI	1/13/15
+42 (100-58)	TEXAS A&M	1/3/17
+38 (82-44)	LSU	1/15/11
+35 (87-52)	at Vanderbilt	1/29/19
+35 (110-75)	AUBURN	2/21/15
+34 (82-48)	GEORGIA	2/9/16
+34 (88-54)	MISSOURI	1/27/16
+34 (77-43)	SOUTH CAROLINA	2/14/15
+34 (86-52)	at South Carolina	2/4/12
+31 (90-59)	SOUTH CAROLINA	2/19/11
+31 (101-70)	ARKANSAS	1/23/10

## VICTORY MARGIN ON THE ROAD

Margin (Score)	Opponent	Date
+35 (87-52)	at Vanderbilt	1/29/19
+34 (86-52)	at South Carolina	2/4/12
+31 (79-48)	at Portland	11/19/10
+27 (89-62)	at South Carolina	2/13/16
+26 (81-55)	at LSU	2/6/10
+24 (74-50)	at LSU	1/28/12
+23 (99-76)	at Ole Miss	12/29/16
+22 (70-48)	at Alabama	1/17/15
+22 (75-53)	at Auburn	1/19/13
+20 (69-49)	at Georgia	1/15/19

## VICTORY MARGIN AT A NEUTRAL SITE

Margin (Score)	Opponent	Date
+46 (115-69)	vs. Arizona State	11/28/16
+39 (78-39)	vs. West Virginia	3/26/15
+39 (83-44)	vs. UCLA	12/20/14
+38 (85-47)	vs. Penn State	11/19/11
+35 (79-44)	vs. Abilene Christian	3/21/19
+32 (72-40)	vs. Kansas	11/18/14
+30 (90-60)	vs. Wake Forest	3/20/10
+29 (100-71)	vs. ETSU	3/18/10
+29 (74-45)	vs. Tennessee	3/13/10
+28 (85-57)	vs. Stony Brook	3/17/16
+26 (85-59)	vs. Alabama	3/11/16

## VICTORY MARGIN IN RUPP ARENA IN THE SEC

Margin (Score)	Opponent	Date
+49 (86-37)	MISSOURI	1/13/15
+42 (100-58)	TEXAS A&M	1/3/17
+38 (82-44)	LSU	1/15/11
+35 (110-75)	AUBURN	2/21/15
+34 (82-48)	GEORGIA	2/9/16
+34 (88-54)	MISSOURI	1/27/16
+34 (77-43)	SOUTH CAROLINA	2/14/15
+31 (90-59)	SOUTH CAROLINA	2/19/11
+31 (101-70)	ARKANSAS	1/23/10
+30 (85-55)	MISSISSIPPI STATE	2/27/13
+30 (79-49)	GEORGIA	3/1/12

## VICTORY MARGIN ON THE ROAD IN THE SEC

Margin (Score)	Opponent	Date
+35 (87-52)	at Vanderbilt	1/29/19
+34 (86-52)	at South Carolina	2/4/12
+27 (89-62)	at South Carolina	2/13/16
+26 (81-55)	at LSU	2/6/10
+24 (74-50)	at LSU	1/28/12
+23 (99-76)	at Ole Miss	12/29/16
+22 (70-48)	at Alabama	1/17/15
+22 (75-53)	at Auburn	1/19/13
+20 (69-49)	at Georgia	1/15/19
+18 (76-58)	at Florida	1/9/21
+18 (74-56)	at Mississippi State	2/25/15
+18 (66-48)	at Tennessee	2/17/15

## VICTORY MARGIN IN THE SEC TOURNAMENT

Margin (Score)	Opponent	Date
+29 (74-45)	vs. Tennessee	3/13/10
+26 (85-59)	vs. Alabama	3/11/16
+24 (91-67)	vs. Auburn	3/14/15
+23 (86-63)	vs. Alabama	3/10/18
+18 (73-55)	vs. Alabama	3/15/19
+18 (85-67)	vs. LSU	3/14/14
+17 (82-65)	vs. Arkansas	3/12/17
+16 (70-54)	vs. Florida	3/13/11
+15 (78-63)	vs. Arkansas	3/15/15
+15 (64-49)	vs. Florida	3/13/15

## VICTORY MARGIN IN THE NCAA TOURNAMENT

Margin (Score)	Opponent	Date
+39 (78-39)	vs. West Virginia	3/26/15
+35 (79-44)	vs. Abilene Christian	3/21/19
+30 (90-60)	vs. Wake Forest	3/20/10
+29 (100-71)	vs. ETSU	3/18/10
+28 (85-57)	vs. Stony Brook	3/17/16
+23 (79-56)	vs. Hampton	3/19/15
+20 (95-75)	vs. Buffalo	3/17/18
+17 (62-45)	vs. Cornell	3/25/10
+16 (87-71)	vs. Iowa State	3/17/12
+15 (81-66)	vs. Western Kentucky	3/15/12
+13 (64-51)	vs. Cincinnati	3/21/15

## LOSS MARGINS

Margin (Score)	Opponent	Date
-34 (118-84)	vs. Duke	11/6/18
-30 (85-55)	at Tennessee	2/16/13
-22 (88-66)	at Florida	2/4/17
-20 (85-65)	ALABAMA	1/26/21
-19 (71-52)	at Tennessee	3/2/19
-19 (84-65)	at Florida	3/18/14
-18 (85-67)	at LSU	1/5/16
-17 (79-62)	vs. Georgia Tech	12/6/20
-17 (84-67)	vs. UConn	11/24/17
-17 (69-52)	at Florida	2/12/13

## LOSS MARGINS IN RUPP ARENA

Margin (Score)	Opponent	Date
-20 (85-65)	ALABAMA	1/26/21
-12 (76-64)	RICHMOND	11/29/20
-12 (83-71)	TEXAS A&M	1/12/13
-11 (82-71)	TENNESSEE	2/6/21
-10 (69-59)	FLORIDA	2/15/14
-9 (64-55)	BAYLOR	12/1/13
-8 (81-73)	TENNESSEE	3/7/20
-6 (79-73)	KANSAS	1/28/17
-5 (97-92)	UCLA	12/3/16
-4 (71-67)	FLORIDA	2/27/21

## LOSS MARGINS IN SEC PLAY

Margin (Score)	Opponent	Date
-30 (85-55)	at Tennessee	2/16/13
-22 (88-66)	at Florida	2/4/17
-20 (85-65)	ALABAMA	1/26/21
-19 (71-52)	at Tennessee	3/2/19
-19 (84-65)	at Florida	3/18/14
-18 (85-67)	at LSU	1/5/16
-17 (69-52)	at Florida	2/12/13
-13 (80-67)	at Florida	3/3/18
-13 (73-60)	at Arkansas	3/2/13
-12 (74-62)	at Vanderbilt	2/27/16
-12 (83-71)	TEXAS A&M	1/12/13

## LOSS MARGINS ON THE ROAD

Margin (Score)	Opponent	Date
-30 (85-55)	at Tennessee	2/16/13
-22 (88-66)	at Florida	2/4/17
-19 (71-52)	at Tennessee	3/2/19
-19 (84-65)	at Florida	3/18/14
-18 (85-67)	at LSU	1/5/16
-17 (69-52)	at Florida	2/12/13
-14 (64-50)	at Notre Dame	11/29/12
-13 (80-67)	at Florida	3/3/18
-13 (73-60)	at Arkansas	3/2/13
-12 (74-62)	at Vanderbilt	2/27/16

## LOSS MARGINS AT NEUTRAL SITES

Margin (Score)	Opponent	Date
-34 (118-84)	vs. Duke	11/6/18
-17 (79-62)	vs. Georgia Tech	12/6/20
-17 (84-67)	vs. UConn	11/24/17
-16 (64-48)	vs. Vanderbilt	3/15/13
-12 (75-63)	vs. North Carolina	12/19/20
-8 (79-71)	vs. Duke	11/9/21
-8 (83-75)	vs. UCLA	12/23/17
-7 (74-67)	vs. Ohio State	12/19/15
-7 (71-64)	vs. Wisconsin	4/4/15
-7 (75-68)	vs. Duke	11/13/12
-7 (71-64)	vs. Vanderbilt	3/11/12
-7 (73-66)	vs. West Virginia	3/27/10

## LOSS MARGINS ON THE ROAD IN THE SEC

Margin (Score)	Opponent	Date
-22 (88-66)	at Florida	2/4/17
-19 (71-52)	at Tennessee	3/2/19
-19 (84-65)	at Florida	3/18/14
-18 (85-67)	at LSU	1/5/16
-17 (69-52)	at Florida	2/12/13
-13 (80-67)	at Florida	3/3/18
-13 (73-60)	at Arkansas	3/2/13
-12 (74-62)	at Vanderbilt	2/27/16
-11 (70-59)	at Alabama	1/26/21
-11 (76-65)	at Tennessee	1/6/18
-11 (85-74)	at Texas A&M	2/10/18

## LOSS MARGINS IN RUPP ARENA IN THE SEC

Margin (Score)	Opponent	Date
-20 (85-65)	ALABAMA	1/26/21
-12 (83-71)	TEXAS A&M	1/12/13
-11 (82-71)	TENNESSEE	2/6/21
-10 (69-59)	FLORIDA	2/15/14
-8 (81-73)	TENNESSEE	3/7/20
-4 (71-67)	FLORIDA	2/27/21
-4 (71-67)	ARKANSAS	2/27/14
-2 (73-71)	LSU	2/12/19
-2 (61-59)	TENNESSEE	2/6/18
-2 (66-64)	FLORIDA	1/20/18

## LOSS MARGINS IN THE SEC TOURNAMENT


Margin (Score)	Opponent	Date
-16 (64-48)	vs. Vanderbilt	3/15/13
-7 (71-64)	vs. Vanderbilt	3/11/12
-4 (82-78)	vs. Tennessee	3/16/19
-1 (74-73)	vs. Mississippi State	3/11/21
-1 (61-60)	vs. Florida	3/16/14

## LOSS MARGINS IN THE NCAA TOURNAMENT

Margin (Score)	Opponent	Date
-7 (71-64)	vs. Wisconsin	4/4/15
-7 (73-66)	vs. West Virginia	3/27/10
-6 (77-71)	vs. Auburn	3/31/19
-6 (73-67)	vs. Indiana	3/19/16
-6 (60-54)	vs. UConn	3/7/2014
-3 (61-58)	vs. Kansas State	3/22/18
-3 (65-62)	vs. North Carolina	3/26/17
-1 (56-55)	vs. UConn	4/2/11



# KENTUCKY X NBA



**BAM ADEBAYO**  
**MIAMI HEAT**  
 DRAFTED: 2017 / Rd 1, Pk 14 (Miami)  
**2021-22 NBA STATS**

PPG	RPG	BPG	APG
18.7	10.2	0.3	3.2

**CAREER**

PPG	RPG	APG
12.7	8.1	3.5

**NBA NOTES** Tore UCL in his right thumb in early December and is expected to miss nearly six weeks




**ERIC BLEDSOE**  
**LOS ANGELES CLIPPERS**  
 DRAFTED: 2010 / Rd 1, Pk 18 (OKC)  
**2021-22 NBA STATS**

PPG	APG	RPG	SPG
9.8	3.4	4.3	1.4

**CAREER**

PPG	APG	SPG
13.9	4.7	1.4

**NBA NOTES** Has eight double-figure scoring efforts in a starting role with the Clippers



**DEVIN BOOKER**  
**PHOENIX SUNS**  
 DRAFTED: 2015 / Rd 1, Pk 13 (Phoenix)  
**2021-22 NBA STATS**

PPG	RPG	APG	SPG
23.2	4.9	4.5	0.9

**CAREER**

PPG	APG	FG%
23.0	4.6	45.5

**NBA NOTES** Led the Suns to 18 straight wins a season after leading them to the NBA Finals




**BRANDON BOSTON JR.**  
**LOS ANGELES CLIPPERS**  
 DRAFTED: 2021 / Rd 2, Pk 51 (Memphis)  
**2021-22 NBA STATS**

PPG	RPG	APG	MPG
3.7	1.1	0.4	9.0

**CAREER**

PPG	RPG	MPG
3.7	1.1	9.0

**NBA NOTES** Two double-figure scoring performances in his last five games



**ANTHONY DAVIS**  
**LOS ANGELES LAKERS**  
 DRAFTED: 2012 / Rd 1, Pk 1 (New Orleans)  
**2021-22 NBA STATS**

PPG	RPG	BPG	PER
24.3	10.0	2.3	25.17

**CAREER**

PPG	RPG	BPG
23.9	10.2	2.3

**NBA NOTES** Won his first NBA championship in 2020 in his first season with the Lakers



**SHAI GILGEOUS-ALEXANDER**  
**OKLAHOMA CITY THUNDER**  
 DRAFT: 2018 / Rd 1, Pk 11 (Charlotte)  
**2021-22 NBA STATS**

PPG	RPG	APG	SPG
21.2	5.1	4.5	1.1

**CAREER**

PPG	RPG	APG
16.8	4.4	3.9

**NBA NOTES** Averaged 22.0 points, 5.8 assists during a four-game winning streak in early November

**54** Total players have earned selection in the NBA Draft during John Calipari's career at Kentucky, Memphis and UMass

**43** Players during Calipari's 12 seasons at UK have been selected in the NBA Draft, the most of any coach in that time period

**32** First-round selections during Calipari's tenure at Kentucky, including 21 lottery selections

**27** Players on a 2021-22 NBA opening-day roster, six more than the next-closest school (Duke)

**26** All-Star selections former Calipari players have earned in the NBA

**3.4** Billion dollars Calipari's all-time players have earned in NBA contracts alone, including nearly \$3 billion at Kentucky

**3** Wildcats have been selected No. 1 overall in the Calipari era at UK (John Wall, Anthony Davis and Karl-Anthony Towns)

**.614** Percentage of the 70 players who finished their college careers at Kentucky under Calipari who were selected in the NBA Draft

### NBA LEADERS

**Points Per Game**

- Kevin Durant (Nets) - 28.6
- Anthony Davis (Lakers) - 24.3
- Karl-Anthony Towns (Timberwolves) - 24.0
- Devin Booker (Suns) - 23.2
- Tyler Herro (Heat) - 21.7

**Rebounds Per Game**

- Rudy Gobert (Jazz) - 14.5
- Julius Randle (Knicks) - 10.2
- Bam Adebayo (Heat) - 10.2
- Anthony Davis (Lakers) - 10.0
- Karl-Anthony Towns (Timberwolves) - 9.0

**Blocks Per Game**

- Myles Turner (Pacers) - 2.8
- Anthony Davis (Lakers) - 2.3

**3-Point Field Goals Per Game**

- Stephen Curry (Warriors) - 5.4
- Tyler Herro (Heat) - 2.9

**3-Point Field-Goal Percentage**

- Jonas Valanciunas (Pelicans) - .484
- Karl-Anthony Towns (Timberwolves) - .442

**Free-Throw Percentage**

- Stephen Curry (Warriors) - .943
- Immanuel Quickley (Knicks) - .919
- Tyler Herro (Heat) - .875

**Minutes Per Game**

- Fred VanVleet (Raptors) - 38.3
- Anthony Davis (Lakers) - 35.7
- Tyrese Maxey (76ers) - 35.6
- Julius Randle (Knicks) - 35.4
- De'Aaron Fox (Kings) - 34.0


**Double-Doubles**

- Jonas Valanciunas/Domantas Sabonis - 17
- Julius Randle (Knicks) - 12
- Karl-Anthony Towns (Timberwolves) - 11
- Anthony Davis (Lakers) - 10

**Player Efficiency Rating**

- Nikola Jokic (Nuggets) - 33.80
- Anthony Davis (Lakers) - 25.17
- Karl-Anthony Towns (Timberwolves) - 23.20

Stats are through games on Dec. 2 | Top-20 ranking




**WILLIE CAULEY-STEIN**  
**DALLAS MAVERICKS**  
 DRAFTED: 2015 / Rd 1, Pk 6 (Sacramento)  
**2021-22 NBA STATS**

PPG	RPG	FG%	MPG
1.9	2.1	45.7	9.8

**CAREER**

PPG	RPG	FG%
8.8	5.9	54.4

**NBA NOTES** In his third season with the Dallas Mavericks



**DEMARCUS COUSINS**  
**MILWAUKEE BUCKS**  
 DRAFTED: 2010 / Rd 1, Pk 5 (Sacramento)  
**2021-22 NBA STATS**

PPG	RPG	APG	FG%
7.0	4.0	1.0	60.0

**CAREER**

PPG	RPG	FG%
20.4	10.5	46.0

**NBA NOTES** Signed with the Milwaukee Bucks in late November




**HAMIDOU DIALLO**  
**DETROIT PISTONS**  
 DRAFTED: 2018 / Rd 2, Pk 45 (Brooklyn)  
**2021-22 NBA STATS**

PPG	RPG	APG	SPG
6.1	2.8	0.7	0.7

**CAREER**

PPG	RPG	FG%
7.3	3.5	46.7

**NBA NOTES** Scored a season-high 17 points on Nov. 21 vs. Los Angeles Lakers




**DE'AARON FOX**  
**SACRAMENTO KINGS**  
 DRAFT: 2017 / Rd 1, Pk 5 (Sacramento)  
**2021-22 NBA STATS**

PPG	RPG	APG	SPG
20.3	3.5	5.5	1.3

**CAREER**

PPG	RPG	APG
18.3	3.5	6.3

**NBA NOTES** Scored in double figures in every game with a season-high 37 vs. the Spurs on Nov. 10



**TYLER HERRO**  
**MIAMI HEAT**  
 DRAFT: 2019 / Rd 1, Pk 13 (Miami)  
**2021-22 NBA STATS**

PPG	RPG	APG	FG%
21.7	5.5	3.0	45.0

**CAREER**

PPG	RPG	APG
15.4	4.7	3.0

**NBA NOTES** Leads the NBA in scoring average of players off the bench



**ISAIAH JACKSON**  
**INDIANA PACERS**  
 DRAFT: 2021 / Rd 1, Pk 52 (LA LAKERS)  
**2021-22 NBA STATS**

PPG	RPG	SPG	BPG
1.8	1.8	0.2	0.2

**CAREER**

PPG	RPG	BPG
1.8	1.8	0.2

**NBA NOTES** Selected 22nd overall in the 2021 NBA Draft



**KELDON JOHNSON**  
**SAN ANTONIO SPURS**  
 DRAFT: 2019 / Rd 1, Pk 29 (San Antonio)  
**2021-22 NBA STATS**

PPG	RPG	APG	SPG
14.9	6.5	2.0	2.0

CAREER	PPG	RPG	APG
	12.6	5.6	1.7

**NBA NOTES** Won a gold medal with Team USA at the 2020 Olympics in Tokyo

**ENES KANTER FREEDOM**  
**BOSTON CELTICS**  
 DRAFT: 2011 / Rd 1, Pk 3 (Utah)  
**2021-22 NBA STATS**

PPG	RPG	BPG	MPG
4.6	5.8	0.5	12.7

CAREER	PPG	RPG	FG%
	11.4	7.9	54.7

**NBA NOTES** Posted his first double-double of the season on Nov. 20 with 10 points, 10 boards

**KEVIN KNOX II**  
**NEW YORK KNICKS**  
 DRAFT: 2018 / Rd 1, Pk 9 (New York)  
**2021-22 NBA STATS**

PPG	RPG	APG	MPG
1.2	0.4	0.2	3.6

CAREER	PPG	RPG	APG
	8.3	3.1	0.9

**NBA NOTES** Appeared in five games so far in 2021-22

**TREY LYLES**  
**DETROIT PISTONS**  
 DRAFT: 2015 / Rd 1, Pk 12 (Utah)  
**2021-22 NBA STATS**

PPG	RPG	APG	SPG
7.7	4.1	0.8	0.3

CAREER	PPG	RPG	APG
	7.3	4.2	1.0

**NBA NOTES** Averaging most points per game since the 2018-19 season

**TYRESE MAXEY**  
**PHILADELPHIA 76ERS**  
 DRAFT: 2020 / Rd 1, Pk 21 (Philadelphia)  
**2021-22 NBA STATS**

PPG	RPG	APG	SPG
17.5	3.9	4.9	0.7

CAREER	PPG	RPG	APG
	10.5	2.3	2.7

**NBA NOTES** Averaged 19.4 points and 5.7 assists per game in November

**MALIK MONK**  
**LOS ANGELES LAKERS**  
 DRAFT: 2017 / Rd 1, Pk 11 (Charlotte)  
**2021-22 NBA STATS**

PPG	RPG	APG	SPG
9.9	2.6	2.2	0.7

CAREER	PPG	RPG	APG
	9.2	2.0	1.8

**NBA NOTES** Scored in double figures in 11 games, including 27 in a win over the Heat on Nov. 10

**JAMAL MURRAY**  
**DENVER NUGGETS**  
 DRAFT: 2016 / Rd 1, Pk 7 (Denver)  
**2021-22 NBA STATS**

PPG	RPG	APG	SPG
--	--	--	--

CAREER	PPG	APG	RPG
	16.3	3.8	3.6

**NBA NOTES** Recovering from a torn ACL suffered on April 12 last season

**NERLENS NOEL**  
**NEW YORK KNICKS**  
 DRAFT: 2013 / Rd 1, Pk 6 (New Orleans)  
**2021-22 NBA STATS**

PPG	RPG	BPG	SPG
4.1	6.0	1.4	1.1

CAREER	PPG	BPG	RPG
	7.5	1.5	6.2

**NBA NOTES** Signed a three-year extension with the Knicks in the offseason

**IMMANUEL QUICKLEY**  
**NEW YORK KNICKS**  
 DRAFT: 2020 / Rd 1, Pk 25 (OKC)  
**2021-22 NBA STATS**

PPG	RPG	APG	SPG
9.7	2.3	2.5	0.6

CAREER	PPG	RPG	APG
	11.0	2.2	2.1

**NBA NOTES** Scored in double figures in 10 of the last 13 games

**JULIUS RANDLE**  
**NEW YORK KNICKS**  
 DRAFT: 2014 / Rd 1, Pk 7 (LA Lakers)  
**2021-22 NBA STATS**

PPG	RPG	APG	BPG
19.9	10.2	5.2	0.7

CAREER	PPG	RPG	APG
	17.5	9.2	3.4

**NBA NOTES** First-time All-Star and NBA's Most Improved Player in 2020-21

**NICK RICHARDS**  
**CHARLOTTE HORNETS**  
 DRAFTED: 2020 / Rd 2, Pk 42 (New Orleans)  
**2021-22 NBA STATS**

PPG	RPG	BPG	FG%
3.2	1.9	0.6	65.8

CAREER	PPG	RPG	FG%
	2.1	1.3	61.7

**NBA NOTES** Taken on an increased reserve role in his second season in the league

**RAJON RONDO**  
**LOS ANGELES LAKERS**  
 DRAFTED: 2006 / Rd 1, Pk 21 (Phoenix)  
**2021-22 NBA STATS**

PPG	RPG	APG	SPG
3.4	2.4	3.6	0.8

CAREER	PPG	RPG	APG
	9.9	4.6	8.0

**NBA NOTES** Ranks fourth among active players in career assists

**KARL-ANTHONY TOWNS**  
**MINNESOTA TIMBERWOLVES**  
 DRAFTED: 2015 / Rd 1, Pk 1 (Minnesota)  
**2021-22 NBA STATS**

PPG	RPG	APG	PER
24.0	9.0	3.1	23.20

CAREER	PPG	RPG	FG%
	23.0	11.5	52.6

**NBA NOTES** Since coming into the league in 2015-16, has the fourth-most 30/10 games

**JARRED VANDERBILT**  
**MINNESOTA TIMBERWOLVES**  
 2020 / Undrafted, Signed by Sacramento  
**2021-22 NBA STATS**

PPG	RPG	APG	SPG
5.6	7.9	1.1	1.3

CAREER	PPG	RPG	SPG
	4.4	5.0	0.9

**NBA NOTES** Averaging career-high points and rebounds after signing a three-year deal

**JOHN WALL**  
**HOUSTON ROCKETS**  
 DRAFT: 2010 / Rd 1, Pk 1 (Washington)  
**2021-22 NBA STATS**

PPG	RPG	APG	SPG
--	--	--	--

CAREER	PPG	APG	RPG
	19.1	9.1	4.3

**NBA NOTES** Has not played this season while the franchise seeks a trade for the 12-year veteran

**PJ WASHINGTON**  
**CHARLOTTE HORNETS**  
 DRAFT: 2019 / Rd 1, Pk 12 (Charlotte)  
**2021-22 NBA STATS**

PPG	RPG	APG	FG%
10.3	4.7	1.2	47.9

CAREER	PPG	RPG	APG
	12.4	5.9	2.3

**NBA NOTES** Scored 17 points in first extended action on Nov. 26 since returning from injury



# JACOB TOPPIN

Junior | Forward | 6-9 | 200 lbs | Brooklyn, N.Y. | University of Rhode Island



[@Jtoppin0](#) | 
 [@jtoppin\\_0](#) | 
 [@jtoppin](#) | 
 [@jtoppin\\_21](#)

2021-22 SEASON/CAREER HIGHS*		
<b>Points</b>		
Season	7, CENTRAL MICHIGAN (11/29/21)	
Career	16, at Vanderbilt (2/17/21)	
<b>Rebounds</b>		
Season	6, vs. Duke (11/9/21)	
Career	8, RICHMOND (1/5/20)	
<b>Field Goals</b>		
Season	3, CENTRAL MICHIGAN (11/29/21)	
Career	5, 4x, last at Vanderbilt (2/17/21)	
<b>Field Goals Attempted</b>		
Season	6, vs. Duke (11/9/21)	
Career	11, vs. LSU (11/24/19)	
<b>3-Point Field Goals</b>		
Season	-	
Career	3, ALABAMA (11/15/19)	
<b>3-Point Field Goals Attempted</b>		
Season	-	
Career	4, 3x, last at Fordham (2/26/20)	
<b>Free Throws</b>		
Season	1, 2x, last CENTRAL MICH. (11/29/21)	
Career	6, FLORIDA (2/27/21)	
<b>Free Throws Attempted</b>		
Season	2, 2x, last CENTRAL MICH. (11/29/21)	
Career	8, FLORIDA (2/27/21)	
<b>Assists</b>		
Season	1, 3x, last CENTRAL MICH. (11/29/21)	
Career	3, at Fordham (2/26/20)	
<b>Steals</b>		
Season	1, NORTH FLORIDA (11/26/21)	
Career	3, at Ole Miss (3/2/21)	
<b>Blocked Shots</b>		
Season	1, NORTH FLORIDA (11/26/21)	
Career	1, 19x, last NORTH FLORIDA (11/26/21)	
<b>Minutes Played</b>		
Season	23, vs. Duke (11/9/21)	
Career	32, at Fordham (2/26/20)	
<b>MISCELLANEOUS</b>		
	<b>2021-22</b>	<b>CAREER*</b>
Dunks	2	25
Double-Figure Scoring Games	0	9
Double-Figure Rebounding Games	0	0
Games With Double-Double	0	0
Games Led UK in Scoring	0	0
Games Led UK in Rebounding	0	2
Games Led UK in Assists	0	2
Games Led UK in Steals	0	1
Games Led UK in Blocks	0	5
Games With 3+ Assists	0	1
Games With 3+ Blocks	0	0
Games With 3+ Steals	0	1
Games With 3+ Three-Pointers	0	1

\*includes Rhode Island statistics

- Season-high seven points on 3-of-3 shooting against Central Michigan
- After missing the previous four games with a right shoulder injury, returned to play 10 minutes vs. North Florida
- Played 23 minutes vs. No. 9/9 Duke and contributed four points and six rebounds
- Originally planned to redshirt for the 2020-21 season but was granted immediate eligibility and became a key contributor off the bench
  - Made a greater impact as the 2020-21 season progressed and averaged 7.7 points and 4.4 rebounds in 23.0 minutes over the final seven regular-season games
  - Recorded a career-high 16 points at Vanderbilt
  - Solid three-game stretch (Dec. 26 - Jan. 5) vs. Louisville, Mississippi State and Vanderbilt, where he averaged 7.3 points and 5.3 rebounds over those three games
  - Three of his four double-figure scoring games were on the road, at Louisville, Auburn and Vanderbilt
- Won the 2021 Big Blue Madness slam dunk competition
- Transferred from Rhode Island following the 2019-20 season
- Top maximum vertical on the team with at 42.5 inches
- Immediate contributor as a freshman with Rhode Island, helping the team to a 21-9 record and 13-5 mark in the Atlantic 10
  - Appeared in all 30 games as a freshman
  - Averaged 5.1 points and 3.9 rebounds per game
  - Scored in double figures five times and made 13 3-pointers
  - Started and scored nine points, grabbed six rebounds, had three assists and hit the game-winning free throws with 6.6 seconds left in a 76-75 win at Fordham
  - Scored 12 points with eight rebounds against Richmond
- Averaged 15.6 points and 8.8 rebounds for Woodstock Academy his senior season
- Unranked prospect who received his first offer six months before signing a national letter of intent

## BIO BLAST

**Birthdate:** May 8

**Parents:** Roni and Obadiah Toppin

**Major:** Communication

**Secret talent ...**  
Can play the piano

**Did you know ...**  
His favorite food is Italian

**Need to know ...**  
Younger brother of 2020 National Player of the Year, Obi Toppin

## Game-By-Game Statistics

Opponent	Date	GS	Min	FG-A	Pct.	3FG-A	Pct.	FT-A	Pct.	Off-Def-Tot	PF	Ast	TO	Blk	Stl	Pts
vs. #9/9 Duke	11/9/21		23	2-6	.333	0-0	.000	0-0	.000	2-4-6	4	1	0	0	0	4
ROBERT MORRIS	11/12/21				DNP - Injury											
MOUNT ST. MARY'S	11/16/21				DNP - Injury											
RV/- OHIO	11/19/21				DNP - Injury											
UALBANY	11/22/21				DNP - Injury											
NORTH FLORIDA	11/26/21		10	1-3	.333	0-0	.000	1-2	.500	0-2-2	0	1	3	1	1	3
CENTRAL MICHIGAN	11/29/21		14	3-3	1.000	0-0	.000	1-2	.500	0-1-1	1	1	0	0	0	7

## Career Statistics

Year	GP-GS	Min-Avg	FG-FGA	Pct	3FG-FGA	Pct	FT-FTA	Pct	Off-Def-Tot-Avg	PF-FO	Ast	TO	Blk	Stl	Pts	Avg
2019-20	30-3	556-18.5	55-129	.426	13-53	.245	29-45	.644	42-75-117-3.9	63-0	15	17	12	11	152	5.1
2020-21	24-2	412-17.2	44-99	.444	4-13	.308	32-41	.780	22-63-85-3.5	26-0	16	20	6	11	124	5.2
2021-22	3-0	47-15.7	6-12	.500	0-0	.000	2-4	.500	2-7-9-3.0	5-0	3	3	1	1	14	4.7
<b>TOTAL</b>	<b>57-5</b>	<b>1015-17.8</b>	<b>105-240</b>	<b>.438</b>	<b>17-66</b>	<b>.258</b>	<b>63-90</b>	<b>.700</b>	<b>66-145-211-3.7</b>	<b>94-0</b>	<b>34</b>	<b>40</b>	<b>19</b>	<b>23</b>	<b>290</b>	<b>5.1</b>





2021-22 SEASON/CAREER HIGHS		
<b>Points</b>		
Season	-	
Career	23, at Minnesota (12/25/20)	
<b>Rebounds</b>		
Season	-	
Career	5, ORAL ROBERTS (11/15/19)	
<b>Field Goals</b>		
Season	-	
Career	8, NORTH CAROLINA (12/8/20)	
<b>Field Goals Attempted</b>		
Season	-	
Career	12, 2x, last at Minnesota (12/25/20)	
<b>3-Point Field Goals</b>		
Season	-	
Career	5, 3x, last at Minnesota (12/25/20)	
<b>3-Point Field Goals Attempted</b>		
Season	-	
Career	5, 5x, last at Vanderbilt (2/17/21)	
<b>Free Throws</b>		
Season	-	
Career	6, 2x, last MICHIGAN (1/17/20)	
<b>Free Throws Attempted</b>		
Season	-	
Career	8, vs. Cincinnati (12/21/19)	
<b>Assists</b>		
Season	-	
Career	6, SOUTHERN (11/27/20)	
<b>Steals</b>		
Season	-	
Career	2, 5x, last NORTH CAROLINA (12/8/20)	
<b>Blocked Shots</b>		
Season	-	
Career	1, 9x, last vs. Grand Canyon (3/20/21)	
<b>Minutes Played</b>		
Season	-	
Career	39, at Minnesota (12/25/20)	
<b>MISCELLANEOUS</b>		
	<b>2021-22</b>	<b>CAREER*</b>
Dunks	0	0
Double-Figure Scoring Games	0	19
Double-Figure Rebounding Games	0	0
Games With Double-Double	0	0
Games Led UK in Scoring	0	4
Games Led UK in Rebounding	0	0
Games Led UK in Assists	0	5
Games Led UK in Steals	0	7
Games Led UK in Blocks	0	3
Games With 3+ Assists	0	21
Games With 3+ Blocks	0	0
Games With 3+ Steals	0	0
Games With 3+ Three-Pointers	0	12
<i>*includes Iowa statistics</i>		

- Transferred from Iowa following the 2020-21 season
- Likely to miss the 2021-22 season after undergoing surgery in mid-November to repair a left hamstring injury
- Before the injury, was entering the season as the nation's leading returner in career 3-point field-goal percentage (46.6%) with a minimum of 150 attempts
- Won the 2021 Big Blue Madness 3-point contest
- Started all 27 games he appeared in for Iowa in 2020-21 and averaged 7.5 points and 1.9 assists per game
  - Made three or 3-pointers in six games
  - Shot 47.4% from 3, the second-best clip by a sophomore in program history
  - Posted a 5.2 assist-to-turnover ratio
  - Won the Iowa Men's Basketball Big Ten Sportsmanship Award
  - Scored a career-high 23 points with a career-high five 3-pointers at Minnesota
  - Recorded 21 points and a career-high five treys in a win vs. North Carolina
- Made the All-Big Ten Freshman Team as a redshirt freshman in 2019-20
  - One of only three players nationally and the only player from a major conference dating back to 1993 with 65 or more assists, 32 or fewer turnovers and 46% shooting clip or better from 3-point range
  - Averaged 10.2 points and 2.8 assists per game
  - Scored in double figures in 13 games with three games of 21 points
- 2018 Kentucky Gatorade Player of the Year out of Covington Catholic High School in Northern Kentucky
  - Set Covington Catholic's single-season records for points, field goals, 3-pointers
- Led Covington Catholic to the 2018 Kentucky High School Athletic Association state title
  - Earned KHSAA Sweet Sixteen MVP honors after averaging 27.8 points during the state title run

## BIO BLAST

**Birthday:** July 10

**Parents:** Chuck and Laura Fredrick

**Major:** Community and leadership development

**La Familia ...**

Has six first- or second-degree family members who played NCAA Division I or Division II sports (basketball, football or baseball)

**Homecoming...**

Won the 2018 Kentucky High School Athletic Association state title in Rupp Arena

## Game-By-Game Statistics

Opponent	Date	GS	Min	FG-A	Pct.	3FG-A	Pct.	FT-A	Pct.	Off-Def-Tot	PF	Ast	TO	Blk	Stl	Pts
vs. Duke	11/9/21				DNP - Injury											
ROBERT MORRIS	11/12/21				DNP - Injury											
MOUNT ST. MARY'S	11/16/21				DNP - Injury											
RV/- OHIO	11/19/21				DNP - Injury											
UALBANY	11/22/21				DNP - Injury											
NORTH FLORIDA	11/26/21				DNP - Injury											
CENTRAL MICHIGAN	11/29/21				DNP - Injury											

## Career Statistics

Year	GP-GS	Min-Avg	FG-FGA	Pct	3FG-FGA	Pct	FT-FTA	Pct	Off-Def-Tot-Avg	PF-FO	Ast	TO	Blk	Stl	Pts	Avg
2019-20	25-25	715-29.8	87-180	.483	47-102	.461	35-44	.795	16-32-48-1.9	43-0	69	32	5	17	256	10.2
2020-21	27-27	666-24.7	72-152	.474	36-76	.474	23-34	.676	5-24-29-1.1	25-0	52	10	4	10	203	7.5
<b>TOTAL</b>	<b>53-53</b>	<b>1,381-26.1</b>	<b>159-332</b>	<b>.479</b>	<b>83-178</b>	<b>.466</b>	<b>58-78</b>	<b>.744</b>	<b>21-56-77-1.5</b>	<b>68-0</b>	<b>121</b>	<b>42</b>	<b>9</b>	<b>27</b>	<b>459</b>	<b>8.8</b>

# SAHVIR WHEELER

Junior | Guard | 5-9 | 180 lbs | Houston | University of Georgia

# 2

Twitter: @sahvir\_ | Instagram: @sahvir\_



2021-22 SEASON/CAREER HIGHS		
<b>Points</b>		
Season	16, vs. Duke (11/9/21)	
Career	27, at Florida (2/20/21)	
<b>Rebounds</b>		
Season	6, OHIO (11/19/21)	
Career	11, LSU (2/23/21)	
<b>Field Goals</b>		
Season	6, 3x, last NORTH FLORIDA (11/26/21)	
Career	9, 2x, last at Florida (2/20/21)	
<b>Field Goals Attempted</b>		
Season	15, vs. Duke (11/9/21)	
Career	18, 2x, last AUBURN (1/13/21)	
<b>3-Point Field Goals</b>		
Season	2, vs. Duke (11/9/21)	
Career	3, 2x, last at LSU (1/6/21)	
<b>3-Point Field Goals Attempted</b>		
Season	3, 2x, last CENTRAL MICH. (11/29/21)	
Career	8, at LSU (1/6/21)	
<b>Free Throws</b>		
Season	5, UALBANY (11/22/21)	
Career	8, at Florida (2/20/21)	
<b>Free Throws Attempted</b>		
Season	6, UALBANY (11/22/21)	
Career	11, OLE MISS (1/30/21)	
<b>Assists</b>		
Season	14, NORTH FLORIDA (11/26/21)	
Career	14, NORTH FLORIDA (11/26/21)	
<b>Steals</b>		
Season	3, ROBERT MORRIS (11/12/21)	
Career	5, at Florida (2/20/21)	
<b>Blocked Shots</b>		
Season	1, CENTRAL MICHIGAN (11/29/21)	
Career	1, 2x, last CENTRAL MICH. (11/29/21)	
<b>Minutes Played</b>		
Season	39, UALBANY (11/22/21)	
Career	42, ALABAMA (2/8/20)	
<b>MISCELLANEOUS</b>		
	<b>2021-22</b>	<b>CAREER*</b>
Dunks	0	0
Double-Figure Scoring Games	5	38
Double-Figure Rebounding Games	0	1
Games With Double-Double	2	10
Games Led UK in Scoring	0	7
Games Led UK in Rebounding	0	2
Games Led UK in Assists	6	54
Games Led UK in Steals	4	19
Games Led UK in Blocks	1	2
Games With 3+ Assists	7	56
Games With 3+ Blocks	0	0
Games With 3+ Steals	1	10
Games With 3+ Three-Pointers	0	2
<i>*includes Georgia statistics</i>		

- Leads the nation with 8.7 assists per game through games on Nov. 29
- Scored in double figures in five games, including four of the last five games
- Dished out a career-high 14 assists to go along with 12 points in the win vs. North Florida
- Posted 12 assists with no turnovers vs. Robert Morris
- Double-double against No. 9/9 Duke with 16 points and 10 assists, the second-most dimes in a UK debut, trailing only De'Aaron Fox, who opened with 12
- Transferred from Georgia following the 2020-21 season
- Preseason All-SEC First Team pick by the league's media and coaches
- Bob Cousy Award preseason watch list for the nation's top point guard
- Sensational sophomore season at Georgia, where he started all 26 games and averaged 14.0 points, 7.4 assists and 3.8 rebounds per game
  - Set Georgia's single-season assists record with 193 dimes, breaking the previous mark by 24 assists despite a shortened season
  - Led the Southeastern Conference in assists per game and assist-to-turnover ratio
  - Ranked fifth nationally in assists per game
  - 22 double-figure scoring games and eight double-doubles
  - Posted the program's first-ever triple-double with 14 points, 13 assists and 11 rebounds vs. LSU late in the season
  - Dished out an SEC Tournament record 13 assists against Missouri
  - Scored a career-high 27 points with a career-best five steals at Florida
- Appeared in all 31 games as a freshman at Georgia with 17 starts
  - Set the program's freshman assists record with 139 dimes
  - Averaged 9.0 points, 4.5 assists and 2.5 rebounds per game
  - 11 double-figure scoring games
- Two-time high school state champion out of Houston Christian High School in Houston
  - School's all-time leader in assists and steals
  - School record holder for points in a game, assists and 3-pointers
  - Co-MVP of the 2019 Big Baller Brand All-America Game
- Best shuttle run on the team at 2.57 seconds

## BIO BLAST

**Birthday:** Jan. 17

**Parents:** Teddy and Jacqueline Wheeler

**Major:** Communication

**Small frame, big hops ...**  
Despite standing just 5-foot-9, he can dunk

**Why No. 2 ...**  
It was the first number he received in any sport

**Pregame routine ...**  
Taking a shower before leaving for the arena and listening to music

## Game-By-Game Statistics

Opponent	Date	GS	Min	FG-A	Pct.	3FG-A	Pct.	FT-A	Pct.	Off-Def-Tot	PF	Ast	TO	Blk	Stl	Pts
vs. #9/9 Duke	11/9/21	*	38	6-15	.400	2-3	.667	2-2	1.000	0-3-3	3	10	7	0	1	16
ROBERT MORRIS	11/12/21	*	23	2-7	.286	1-2	.500	0-0	.000	1-0-1	2	12	0	0	3	5
MOUNT ST. MARY'S	11/16/21	*	29	6-11	.545	0-1	.000	0-0	.000	1-0-1	4	8	1	0	2	12
RV/- OHIO	11/19/21	*	30	4-9	.444	0-1	.000	3-3	1.000	2-4-6	3	4	3	0	0	11
UALBANY	11/22/21	*	39	5-12	.417	0-2	.000	5-6	.833	1-3-4	2	7	5	0	1	15
NORTH FLORIDA	11/26/21	*	36	6-12	.500	0-2	.000	0-0	.000	2-2-4	2	14	3	0	2	12
CENTRAL MICHIGAN	11/29/21	*	29	3-8	.375	1-3	.333	0-0	.000	0-0-0	2	6	3	1	2	7

## Career Statistics

Year	GP-GS	Min-Avg	FG-FGA	Pct	3FG-FGA	Pct	FT-FTA	Pct	Off-Def-Tot-Avg	PF-FO	Ast	TO	Blk	Stl	Pts	Avg
2019-20	31-17	846-27.3	103-218	.472	16-50	.320	58-83	.699	17-59-76-2.5	85-1	139	91	0	26	280	9.0
2020-21	26-26	906-34.8	135-338	.399	18-80	.225	76-103	.738	18-82-100-3.8	70-3	193	115	1	44	364	14.0
2021-22	7-7	224-32.0	32-74	.432	4-14	.286	10-11	.909	7-12-19-2.7	18-0	61	22	1	11	78	11.1
<b>TOTAL</b>	<b>64-50</b>	<b>1976-30.9</b>	<b>270-630</b>	<b>.429</b>	<b>38-144</b>	<b>.264</b>	<b>144-197</b>	<b>.731</b>	<b>42-153-195-3.0</b>	<b>173-4</b>	<b>393</b>	<b>228</b>	<b>2</b>	<b>81</b>	<b>722</b>	<b>11.3</b>

# TYTY WASHINGTON JR.

Freshman | Guard | 6-3 | 197 lbs | Phoenix | AZ Compass Prep

# 3



[@tytywashington3](#) | 
 [@tytywashington3](#) | 
 [@tytywashington3](#)

2021-22 SEASON/CAREER HIGHS		
<b>Points</b>		
Season	20, 2x, last UALBANY (11/22/21)	
Career	20, 2x, last UALBANY (11/22/21)	
<b>Rebounds</b>		
Season	12, OHIO (11/19/21)	
Career	12, OHIO (11/19/21)	
<b>Field Goals</b>		
Season	8, OHIO (11/19/21)	
Career	8, OHIO (11/19/21)	
<b>Field Goals Attempted</b>		
Season	15, OHIO (11/19/21)	
Career	15, OHIO (11/19/21)	
<b>3-Point Field Goals</b>		
Season	3, CENTRAL MICHIGAN (11/29/21)	
Career	3, CENTRAL MICHIGAN (11/29/21)	
<b>3-Point Field Goals Attempted</b>		
Season	6, OHIO (11/19/21)	
Career	6, OHIO (11/19/21)	
<b>Free Throws</b>		
Season	4, UALBANY (11/22/21)	
Career	4, UALBANY (11/22/21)	
<b>Free Throws Attempted</b>		
Season	5, UALBANY (11/22/21)	
Career	5, UALBANY (11/22/21)	
<b>Assists</b>		
Season	5, OHIO (11/19/21)	
Career	5, OHIO (11/19/21)	
<b>Steals</b>		
Season	4, NORTH FLORIDA (11/26/21)	
Career	4, NORTH FLORIDA (11/26/21)	
<b>Blocked Shots</b>		
Season	2, UALBANY (11/22/21)	
Career	2, UALBANY (11/22/21)	
<b>Minutes Played</b>		
Season	38, UALBANY (11/22/21)	
Career	38, UALBANY (11/22/21)	
<b>MISCELLANEOUS</b>		
	<b>2021-22</b>	<b>CAREER</b>
Dunks	1	1
Double-Figure Scoring Games	6	6
Double-Figure Rebounding Games	1	1
Games With Double-Double	1	1
Games Led UK in Scoring	2	2
Games Led UK in Rebounding	1	1
Games Led UK in Assists	1	1
Games Led UK in Steals	3	3
Games Led UK in Blocks	1	1
Games With 3+ Assists	4	4
Games With 3+ Blocks	0	0
Games With 3+ Steals	1	1
Games With 3+ Three-Pointers	1	1

- Named SEC Freshman of the Week for the week of Nov. 22
- Leads the team with a 14.9 points per game scoring average and has scored in double figures in six straight games
- Shot better than 50% over the last six games
- Hit a 3-pointer in five straight games, including a career-high three vs. Central Michigan
- Named to the All-Kentucky Classic Team after averaging 15.3 points and 6.0 rebounds in games vs. Ohio, Mount St. Mary's and Robert Morris
  - Sensational vs. Ohio with 20 points, a game-high 12 rebounds and a game-high five assists, becoming the third Wildcat under John Calipari with 20 points, 10 rebounds and five assists in a game (Isaiah Briscoe and James Young)
  - Posted 16 points on 7-of-12 shooting and a pair of 3s in the win over Mount St. Mary's
- Calipari on Washington: "He's comfortable in his own skin. He's comfortable with who he is as a player"
- On preseason watch lists for the Naismith Trophy, the Wooden Award and the Lute Olson Award, all presented to the national player of the year
- Playing for both teams, combined for 24 points and a game-high-tying 10 assists in the Blue-White Game
  - Was 3 of 5 from the 3-point line
  - Also had a game-high three steals
- Consensus five-star prospect
- Ranked as high as the No. 14 overall player by Rivals and ESPN and second at his position by ESPN in the final 2021 high school rankings
- MaxPreps Arizona Player of the Year
- Averaged 24.0 points, 7.0 assists and 6.0 rebounds per game for AZ Compass Prep, which finished 30-2 during his senior season
  - Connected on 48% of his shots, including 41% from 3-point range
- Selected for the 2021 Iverson Roundball Classic
  - Scored a game-high 22 points and won the 3-point contest
- Named to the All-Tournament Team at GEICO Nationals

## BIO BLAST

**Birthday:** Nov. 15

**Parents:** Felicia Caldwell and Tyrone Washington Sr.

**Major:** Community and leadership development

**Why No. 3 ...**  
Because it was Allen Iverson's number

**Favorite former UK player ...**  
Devin Booker, who plays for Washington's hometown Phoenix Suns

**Arizona first ...**  
First Arizona native to play for UK

## Game-By-Game Statistics

Opponent	Date	GS	Min	FG-A	Pct.	3FG-A	Pct.	FT-A	Pct.	Off-Def-Tot	PF	Ast	TO	Blk	Stl	Pts
vs. #9/9 Duke	11/9/21	*	28	3-14	.214	0-2	.000	3-4	.750	0-1-1	2	3	0	0	1	9
ROBERT MORRIS	11/12/21	*	33	5-10	.500	0-1	.000	0-0	.000	0-3-3	2	2	2	0	1	10
MOUNT ST. MARY'S	11/16/21	*	29	7-12	.583	2-3	.667	0-0	.000	0-3-3	2	3	4	0	1	16
RV/- OHIO	11/19/21	*	37	8-15	.533	1-6	.167	3-3	1.000	2-10-12	0	5	4	1	1	20
UALBANY	11/22/21	*	38	7-14	.500	2-3	.667	4-5	.800	2-4-6	2	3	2	2	0	20
NORTH FLORIDA	11/26/21	*	35	6-13	.462	2-5	.400	0-0	.000	0-5-5	0	2	0	0	4	14
CENTRAL MICHIGAN	11/29/21	*	27	6-11	.545	3-5	.600	0-0	.000	2-4-6	1	2	0	0	0	15

## Career Statistics

Year	GP-GS	Min-Avg	FG-FGA	Pct	3FG-FGA	Pct	FT-FTA	Pct	Off-Def-Tot-Avg	PF-FO	Ast	TO	Blk	Stl	Pts	Avg
2021-22	7-7	227-32.4	42-89	.472	10-25	.400	10-12	.833	6-30-36-5.1	9-0	20	12	3	8	104	14.9
<b>TOTAL</b>	<b>7-7</b>	<b>227-32.4</b>	<b>42-89</b>	<b>.472</b>	<b>10-25</b>	<b>.400</b>	<b>10-12</b>	<b>.833</b>	<b>6-30-36-5.1</b>	<b>9-0</b>	<b>20</b>	<b>12</b>	<b>3</b>	<b>8</b>	<b>104</b>	<b>14.9</b>

# DAIMION COLLINS

Freshman | Forward | 6-9 | 202 lbs | Atlanta, Texas | Atlanta High School

# 4

[@CollinsDaimion](#) | 
 [@daimionfrmetx](#) | 
 [@daimionfrmetx](#) | 
 [@daimionc3](#)



2021-22 SEASON/CAREER HIGHS		
<b>Points</b>		
Season	14, ROBERT MORRIS (11/12/21)	
Career	14, ROBERT MORRIS (11/12/21)	
<b>Rebounds</b>		
Season	6, 2x, last NORTH FLORIDA (11/26/21)	
Career	6, 2x, last NORTH FLORIDA (11/26/21)	
<b>Field Goals</b>		
Season	7, ROBERT MORRIS (11/12/21)	
Career	7, ROBERT MORRIS (11/12/21)	
<b>Field Goals Attempted</b>		
Season	10, NORTH FLORIDA (11/26/21)	
Career	10, NORTH FLORIDA (11/26/21)	
<b>3-Point Field Goals</b>		
Season	-	
Career	-	
<b>3-Point Field Goals Attempted</b>		
Season	2, NORTH FLORIDA (11/26/21)	
Career	2, NORTH FLORIDA (11/26/21)	
<b>Free Throws</b>		
Season	3, CENTRAL MICHIGAN (11/29/21)	
Career	3, CENTRAL MICHIGAN (11/29/21)	
<b>Free Throws Attempted</b>		
Season	4, CENTRAL MICHIGAN (11/29/21)	
Career	4, CENTRAL MICHIGAN (11/29/21)	
<b>Assists</b>		
Season	3, ROBERT MORRIS (11/12/21)	
Career	3, ROBERT MORRIS (11/12/21)	
<b>Steals</b>		
Season	1, 3x, last CENTRAL MICH. (11/29/21)	
Career	1, 3x, last CENTRAL MICH. (11/29/21)	
<b>Blocked Shots</b>		
Season	4, ROBERT MORRIS (11/12/21)	
Career	4, ROBERT MORRIS (11/12/21)	
<b>Minutes Played</b>		
Season	25, NORTH FLORIDA (11/26/21)	
Career	25, NORTH FLORIDA (11/26/21)	
<b>MISCELLANEOUS</b>		
	<b>2021-22</b>	<b>CAREER</b>
Dunks	12	12
Double-Figure Scoring Games	2	2
Double-Figure Rebounding Games	0	0
Games With Double-Double	0	0
Games Led UK in Scoring	0	0
Games Led UK in Rebounding	0	0
Games Led UK in Assists	0	0
Games Led UK in Steals	0	0
Games Led UK in Blocks	2	2
Games With 3+ Assists	1	1
Games With 3+ Blocks	2	2
Games With 3+ Steals	0	0
Games With 3+ Three-Pointers	0	0

- Scored 12 points on 6-of-10 shooting to go along with a career-high-tying six rebounds in his first career start vs. North Florida
- Had six points, three rebounds and a game-high three blocks in the win over UAlbany
- Breakthrough game with 14 points on 7-of-8 shooting in 21 minutes vs. Robert Morris
  - Scored 10 points in the final seven minutes, including four of his game-high five dunks
  - Also blocked four shots and dished out three assists
  - "He needs to play," Calipari said of the performance
- Scored 22 points and made 3 of 4 from long range in the Blue-White Game
- Consensus five-star prospect
- Ranked the No. 13 overall player in the 2021 signing class by 247Sports
- Averaged 35.2 points, 14.4 rebounds, 7.0 assists and 6.2 blocks per game for Atlanta High School his senior season
- Texas Gatorade Player of the Year
- MaxPreps Texas Player of the Year
- MaxPreps All-America First Team, Naismith All-America Third Team and Sports Illustrated All-America Third Team honors
- Named to the McDonald's All America Game, the Jordan Brand Classic roster and the Allen Iverson Roundball Classic
- Won the AAU Peach Jam title
- Top wingspan on the team at 7-foot-5 and second-best maximum vertical at 42 inches

## BIO BLAST

**Birthday:** Oct. 28

**Parents:** Benjamin Jr. and Kimberly Collins

**Major:** Agricultural economics

**Right at home in Kentucky ...**  
Enjoys riding horses

**Favorite food ...**  
Soul food

**Favorite player ...**  
Kevin Durant, who played for Collins' home-state school at the University of Texas

## Game-By-Game Statistics

Opponent	Date	GS	Min	FG-A	Pct.	3FG-A	Pct.	FT-A	Pct.	Off-Def-Tot	PF	Ast	TO	Blk	Stl	Pts
vs. #9/9 Duke	11/9/21	1	0-0	.000	0-0	.000	0-0	.000	0-0-0	1	0	1	0	0	0	0
ROBERT MORRIS	11/12/21	21	7-8	.875	0-1	.000	0-0	.000	2-4-6	1	3	3	4	1	14	
MOUNT ST. MARY'S	11/16/21	15	0-2	.000	0-0	.000	2-2	1.000	0-2-2	2	0	0	1	1	2	
RV/- OHIO	11/19/21	7	1-1	1.000	0-0	.000	0-0	.000	0-0-0	3	0	0	0	0	2	
UALBANY	11/22/21	17	2-3	.667	0-0	.000	2-2	1.000	1-2-3	4	0	1	3	0	6	
NORTH FLORIDA	11/26/21 *	25	6-10	.600	0-2	.000	0-0	.000	4-2-6	2	0	3	1	0	12	
CENTRAL MICHIGAN	11/29/21	13	0-1	.000	0-0	.000	3-4	.750	2-1-3	4	0	0	0	1	3	

## Career Statistics

Year	GP-GS	Min-Avg	FG-FGA	Pct	3FG-FGA	Pct	FT-FTA	Pct	Off-Def-Tot-Avg	PF-FO	Ast	TO	Blk	Stl	Pts	Avg
2021-22	7-1	99-14.1	16-25	.640	0-3	.000	7-8	.875	9-11-20-2.9	17-0	3	8	9	3	39	5.6
<b>TOTAL</b>	<b>7-1</b>	<b>99-14.1</b>	<b>16-25</b>	<b>.640</b>	<b>0-3</b>	<b>.000</b>	<b>7-8</b>	<b>.875</b>	<b>9-11-20-2.9</b>	<b>17-0</b>	<b>3</b>	<b>8</b>	<b>9</b>	<b>3</b>	<b>39</b>	<b>5.6</b>

# DAVION MINTZ

Graduate | Guard | 6-3 | 195 lbs | Charlotte, N.C. | Creighton University

# 10

[@deemintz1](#) [@davion](#)



2021-22 SEASON/CAREER HIGHS*		
<b>Points</b>		
Season	13, ROBERT MORRIS (11/12/21)	
Career	21, 2x, last FLORIDA (2/27/21)	
<b>Rebounds</b>		
Season	8, OHIO (11/19/21)	
Career	9, VILLANOVA (2/24/18)	
<b>Field Goals</b>		
Season	4, 2x, last OHIO (11/19/21)	
Career	8, MARQUETTE (1/9/19)	
<b>Field Goals Attempted</b>		
Season	7, 2x, last OHIO (11/19/21)	
Career	14, 3x, last, FLORIDA (2/27/21)	
<b>3-Point Field Goals</b>		
Season	4, ROBERT MORRIS (11/12/21)	
Career	6, SOUTH CAROLINA (3/6/21)	
<b>3-Point Field Goals Attempted</b>		
Season	5, ROBERT MORRIS (11/12/21)	
Career	11, SOUTH CAROLINA (3/6/21)	
<b>Free Throws</b>		
Season	4, OHIO (11/19/21)	
Career	7, MARQUETTE (1/21/17)	
<b>Free Throws Attempted</b>		
Season	5, OHIO (11/19/21)	
Career	10, vs. UCLA (11/20/17)	
<b>Assists</b>		
Season	3, OHIO (11/19/21)	
Career	8, 3x, last vs. Mississippi St. (3/11/21)	
<b>Steals</b>		
Season	1, OHIO (11/19/21)	
Career	6, at Marquette (3/3/19)	
<b>Blocked Shots</b>		
Season	-	
Career	2, vs. Loyola Chicago (3/19/19)	
<b>Minutes Played</b>		
Season	27, OHIO (11/19/21)	
Career	45, at Villanova (2/6/19)	
<b>MISCELLANEOUS</b>		
	<b>2021-22</b>	<b>CAREER*</b>
Dunks	0	12
Double-Figure Scoring Games	2	43
Double-Figure Rebounding Games	0	0
Games With Double-Double	0	0
Games Led UK in Scoring	0	10
Games Led UK in Rebounding	0	4
Games Led UK in Assists	0	29
Games Led UK in Steals	1	25
Games Led UK in Blocks	0	7
Games With 3+ Assists	1	53
Games With 3+ Blocks	0	0
Games With 3+ Steals	0	4
Games With 3+ Three-Pointers	1	15

\*includes Creighton statistics

- Missed the last three games with an illness
- Best all-around game of the young season with 12 points, eight rebounds and three assists in a season-high 27 minutes in the win vs. Ohio
- Caught fire in the second half vs. Robert Morris with four 3s to finish with 13 points
- Wildcats' leading scorer, most consistent player during the 2020-21 season, his first at UK
  - First player to return to UK after leading the team in scoring average the previous season since Randolph Morris led the 2005-06 squad and came back for the 2006-07 year
  - Was one of three of three team captains
  - Team's leading scorer -- by a point -- with 288 points and an 11.5 average
  - Led UK in assists with 77 dimes and a 3.1 average
  - Also led Kentucky with 56 3-pointers, including 29 of 64 over the last eight games
  - Scored in double figures in six straight games to close the season, averaging 16.7 points per game during the stretch with a combined 24 3-pointers
  - Dished out 23 assists over the final three games in a more prominent role at point guard, including a career-high-tying eight at Ole Miss and vs. Mississippi State in the SEC Tournament
- Graduate transfer who redshirted for Creighton's 2019-20 Big East championship team that finished 24-7 after battling ankle injuries throughout the season
- Appeared in 97 career games with 79 starts at Creighton
  - In 2018-19, started all 35 games in the backcourt, averaging 9.7 points, 3.0 assists and 3.0 rebounds in 28.8 minutes per game
  - Ranked second on the team with 40 steals, third with 60 free throws and fourth with 43 3s
  - Poured in a career-high 21 points and made 5 of 8 trifectas vs. No. 21 Marquette
  - As a sophomore, started all but one game at point guard and averaged 6.1 points, 3.2 rebounds and a team-high 3.1 assists per game
  - Led the Big East and ranked 15th nationally in assist-to-turnover ratio and also led the Big East in assist-to-turnover ratio in league play only

## BIO BLAST

**Birthdate:** June 30

**Parents:** Sean and Sandy Mintz

**Major:** Graduate degree in kinesiology and health promotion

**Why No. 10 ...**  
Because it means complete and is one of his favorite numbers

**Sweet tooth ...**  
Has to have dessert every day

**What's playing pregame ...**  
Listens to Eric Thomas, a hip-hop motivational preacher, R&B, gospel

## Game-By-Game Statistics

Opponent	Date	GS	Min	FG-A	Pct.	3FG-A	Pct.	FT-A	Pct.	Off-Def-Tot	PF	Ast	TO	Blk	Stl	Pts
vs. #9/9 Duke	11/9/21		21	2-7	.286	1-3	.333	0-0	.000	0-1-1	3	0	0	0	0	5
ROBERT MORRIS	11/12/21		20	4-5	.800	4-5	.800	1-2	.500	0-4-4	0	2	1	0	0	13
MOUNT ST. MARY'S	11/16/21		17	0-3	.000	0-1	.000	0-0	.000	1-1-2	2	1	2	0	0	0
RV/- OHIO	11/19/21		27	4-7	.571	0-2	.000	4-5	.800	3-5-8	0	3	0	0	1	12
UALBANY	11/22/21			DNP - Illness												
NORTH FLORIDA	11/26/21			DNP - Illness												
CENTRAL MICHIGAN	11/29/21			DNP - Illness												

## Career Statistics

Year	GP-GS	Min-Avg	FG-FGA	Pct	3FG-FGA	Pct	FT-FTA	Pct	Off-Def-Tot-Avg	PF-FO	Ast	TO	Blk	Stl	Pts	Avg
2016-17	29-12	354-12.2	30-78	.385	9-25	.360	26-33	.788	1-31-32-1.1	35-0	52	34	4	15	95	3.3
2017-18	33-32	696-21.1	61-151	.404	19-54	.352	60-82	.732	8-96-104.32	44-1	102	36	3	14	201	6.1
2018-19	35-35	1009-28.8	119-286	.416	43-124	.347	60-83	.723	18-87-105-3.0	70-0	105	76	4	40	341	9.7
2020-21	25-21	769-30.8	96-242	.397	56-148	.378	40-61	.656	19-60-79-3.2	49-1	77	47	5	25	288	11.5
2021-22	4-0	85-21.3	10-22	.455	5-11	.455	5-7	.714	4-11-15-3.8	5-0	6	3	0	1	30	7.5
<b>TOTAL</b>	<b>126-100</b>	<b>2913-23.1</b>	<b>316-779</b>	<b>.406</b>	<b>132-362</b>	<b>.365</b>	<b>191-266</b>	<b>.718</b>	<b>50-285-335-2.7</b>	<b>203-2</b>	<b>342</b>	<b>196</b>	<b>16</b>	<b>95</b>	<b>955</b>	<b>7.6</b>

# DONTAIE ALLEN

RS-Sophomore | Guard | 6-6 | 205 lbs | Falmouth, Ky. | Pendleton County High School

# 11



[@DontaieAllen11](#) | 
 [@dontaieallen11](#) | 
 [@dontaieallen1](#)  
[@dontaieallen11](#) | 
 [@dontaie\\_allen11](#)

2021-22 SEASON/CAREER HIGHS		
<b>Points</b>		
Season	14, NORTH FLORIDA (11/26/21)	
Career	23, 2x, last vs. Mississippi St. (3/11/21)	
<b>Rebounds</b>		
Season	7, NORTH FLORIDA (11/26/21)	
Career	7, NORTH FLORIDA (11/26/21)	
<b>Field Goals</b>		
Season	5, NORTH FLORIDA (11/26/21)	
Career	8, 2x, last vs. Mississippi St. (3/11/21)	
<b>Field Goals Attempted</b>		
Season	12, NORTH FLORIDA (11/26/21)	
Career	15, vs. Mississippi State (3/11/21)	
<b>3-Point Field Goals</b>		
Season	2, 2x, last NORTH FLORIDA (11/26/21)	
Career	7, at Mississippi State (1/2/21)	
<b>3-Point Field Goals Attempted</b>		
Season	8, NORTH FLORIDA (11/26/21)	
Career	13, vs. Mississippi State (3/11/21)	
<b>Free Throws</b>		
Season	2, 2x, last CENTRAL MICH. (11/29/21)	
Career	4, VANDERBILT (1/5/21)	
<b>Free Throws Attempted</b>		
Season	2, 2x, last CENTRAL MICH. (11/29/21)	
Career	4, VANDERBILT (1/5/21)	
<b>Assists</b>		
Season	2, NORTH FLORIDA (11/26/21)	
Career	2, 3x, last NORTH FLORIDA (11/26/21)	
<b>Steals</b>		
Season	1, 2x, last NORTH FLORIDA (11/26/21)	
Career	2, 3x, last vs. Mississippi St. (3/11/21)	
<b>Blocked Shots</b>		
Season	2, ROBERT MORRIS (11/12/21)	
Career	2, ROBERT MORRIS (11/12/21)	
<b>Minutes Played</b>		
Season	19, 2x, last CENTRAL MICH. (11/29/21)	
Career	32, 2x, last VANDERBILT (1/5/21)	
<b>MISCELLANEOUS</b>		
	<b>2021-22</b>	<b>CAREER</b>
Dunks	2	3
Double-Figure Scoring Games	1	5
Double-Figure Rebounding Games	0	0
Games With Double-Double	0	0
Games Led UK in Scoring	1	4
Games Led UK in Rebounding	0	1
Games Led UK in Assists	0	0
Games Led UK in Steals	1	5
Games Led UK in Blocks	0	1
Games With 3+ Assists	0	0
Games With 3+ Blocks	0	0
Games With 3+ Steals	0	0
Games With 3+ Three-Pointers	0	3

- Scored a season-high 14 points and grabbed a career-high seven boards vs. North Florida
- Made his 2021-22 regular-season debut with two 3-pointers and eight points in the win vs. Robert Morris
- In his first season on the floor in a Kentucky uniform in 2020-21, became a spark off the bench for the Wildcats in key moments, especially in SEC play
  - Two most memorable performances came vs. Mississippi State, combining to score 46 points on 16-of-28 shooting with 13 3-pointers, leading UK to a double-overtime victory in the first game and nearly guiding the Wildcats to a double-digit come-from-behind win in the SEC Tournament
    - After scoring a combined eight points in his previous nine appearances, recorded a career-high-tying 23 points on 8-of-15 shooting with six 3-pointers in the SEC Tournament loss to MSU
  - Named SEC Freshman of the Week on Jan. 4 after he enjoyed one of the all-time breakthrough performances with 23 points on 8-of-13 shooting, including 7 of 11 from 3, to fuel a nine-point comeback at Mississippi State, all career highs
    - Played just one minute over the previous three games and 20 career minutes
    - Just the sixth freshman in school history to make seven or more treys in a game
- Redshirted his freshman year after suffering a torn ACL in his left knee during his senior high school season, limiting his final year to just 13 games
- Became the first in-state signee for Kentucky since 2013
- 18th player in program history to earn Kentucky Mr. Basketball honors
- Concluded high school career with 3,255 points, 11th all-time in state history
- Averaged 42.9 points and 14.2 boards per game during his senior season
  - Dropped 50 or more points in six of his first 12 games
- Averaged 31.8 points and 11.4 rebounds per game during his junior season
  - Shot 59.1% from the floor and 39.6% from 3-point range
- Great size and frame, including an 86.5-inch wingspan and a team-high hand width of 11.5 inches

## BIO BLAST

**Birthday:** Nov. 5

**Parents:** April and Tony Thomas

**Major:** Communication

**Most prized possession ...**  
His shoe collection

**Why No. 11 ...**  
Because it's his favorite number, No. 1, twice

**Favorite tattoo ...**  
The one of him on his left shoulder sitting on a basketball

## Game-By-Game Statistics

Opponent	Date	GS	Min	FG-A	Pct.	3FG-A	Pct.	FT-A	Pct.	Off-Def-Tot	PF	Ast	TO	Blk	Stl	Pts
vs. #9/9 Duke	11/9/21									DNP - Coach's Decision						
ROBERT MORRIS	11/12/21	10	3-5	.600	2-4	.500	0-0	.000	0-1-1	0	1	0	2	0	0	8
MOUNT ST. MARY'S	11/16/21	9	1-3	.333	0-1	.000	0-0	.000	0-0-0	1	1	0	0	0	0	2
RV/- OHIO	11/19/21	6	1-1	1.000	1-1	1.000	0-0	.000	0-1-1	0	0	0	0	0	0	3
UALBANY	11/22/21	13	0-5	.000	0-5	.000	0-0	.000	0-2-2	0	1	1	0	1	0	0
NORTH FLORIDA	11/26/21	19	5-12	.417	2-8	.250	2-2	1.000	1-6-7	1	2	0	0	1	14	14
CENTRAL MICHIGAN	11/29/21	19	3-11	.273	1-7	.143	2-2	1.000	2-4-6	1	1	1	1	0	0	9

## Career Statistics

Year	GP-GS	Min-Avg	FG-FGA	Pct	3FG-FGA	Pct	FT-FTA	Pct	Off-Def-Tot-Avg	PF-FO	Ast	TO	Blk	Stl	Pts	Avg
2020-21	22-1	309-14.0	39-100	.390	31-78	.397	9-14	.643	5-29-34-1.5	16-0	6	17	6	8	118	5.4
2021-22	6-0	76-12.7	13-37	.351	6-26	.231	4-4	1.000	3-14-17-2.8	3-0	6	2	2	2	36	6.0
<b>TOTAL</b>	<b>28-1</b>	<b>385-13.8</b>	<b>52-137</b>	<b>.380</b>	<b>37-104</b>	<b>.356</b>	<b>13-18</b>	<b>.722</b>	<b>8-43-51-1.8</b>	<b>19-0</b>	<b>12</b>	<b>19</b>	<b>8</b>	<b>10</b>	<b>154</b>	<b>5.5</b>

# KEION BROOKS JR.

Junior | Forward | 6-7 | 210 lbs | Fort Wayne, Ind. | La Lumiere School

# 12



[@KeionB\\_12](#) | 
 [@keionb](#) | 
 [@swvggy\\_key](#)

2021-22 SEASON/CAREER HIGHS		
<b>Points</b>		
Season	22, OHIO (11/19/21)	
Career	23, TENNESSEE (2/6/21)	
<b>Rebounds</b>		
Season	8, 2x, last UALBANY (11/22/21)	
Career	14, at Tennessee (2/20/21)	
<b>Field Goals</b>		
Season	9, OHIO (11/19/21)	
Career	9, OHIO (11/19/21)	
<b>Field Goals Attempted</b>		
Season	18, OHIO (11/19/21)	
Career	18, OHIO (11/19/21)	
<b>3-Point Field Goals</b>		
Season	1, 3x, last CENTRAL MICH. (11/29/21)	
Career	2, 2x, last at Missouri (2/3/21)	
<b>3-Point Field Goals Attempted</b>		
Season	4, ROBERT MORRIS (11/12/21)	
Career	4, 3x, last ROBERT MORRIS (11/12/21)	
<b>Free Throws</b>		
Season	4, OHIO (11/19/21)	
Career	7, TENNESSEE (2/6/21)	
<b>Free Throws Attempted</b>		
Season	4, 2x, last UALBANY (11/22/21)	
Career	8, TENNESSEE (2/6/21)	
<b>Assists</b>		
Season	1, MOUNT ST. MARY'S (11/16/21)	
Career	5, at Vanderbilt (2/17/21)	
<b>Steals</b>		
Season	1, CENTRAL MICHIGAN (11/29/21)	
Career	2, 4x, last AUBURN (2/13/21)	
<b>Blocked Shots</b>		
Season	2, UALBANY (11/22/21)	
Career	4, at Vanderbilt (2/17/21)	
<b>Minutes Played</b>		
Season	37, OHIO (11/19/21)	
Career	37, OHIO (11/19/21)	
<b>MISCELLANEOUS</b>		
	<b>2021-22</b>	<b>CAREER</b>
Dunks	5	25
Double-Figure Scoring Games	4	20
Double-Figure Rebounding Games	0	2
Games With Double-Double	0	2
Games Led UK in Scoring	1	3
Games Led UK in Rebounding	0	9
Games Led UK in Assists	0	3
Games Led UK in Steals	0	2
Games Led UK in Blocks	1	7
Games With 3+ Assists	0	4
Games With 3+ Blocks	0	1
Games With 3+ Steals	0	0
Games With 3+ Three-Pointers	0	0

- Late scratch vs. North Florida with an illness
- Averaging 13.3 points and 5.2 rebounds per game
- Made a career-high nine shots en route to 22 points, plus eight boards, in the win vs. Ohio
- Has double-figure scoring efforts in four of his last five outings
- Preseason All-SEC Second Team pick by the league's media and coaches
- On the preseason watch list for the Naismith Trophy, awarded by the Atlanta Tipoff Club to the national player of the year
- Averaged 12.0 points with four total 3-pointers in the two exhibition games
- "Way better, way more skilled," John Calipari said of the junior's start to the season
- Key leader on the team and one of three captains during the 2021-22 season
- Despite missing the first nine games in 2020-21 with a left leg injury, was a major contributor as a sophomore
  - Totaled career highs in virtually every major statistical category, including points (10.3) and rebounds (6.8) per game, the latter of which led the team
  - Scored in double figures in 11 of 16 games played
  - 10 points and career-high 14 rebounds in the upset win at No. 19/20 Tennessee
  - Career day in the home game vs. No. 11/10 Tennessee with 23 points and 11 rebounds for his first career double-double
  - Became the third player in the John Calipari era with at least 23 points and at least 10 rebounds off the bench
  - Major impact with 12 points, team-high-tying six boards, and team- and career-high four assists at Florida on just two days of practice after being medically cleared
- Played in all 31 games with six starts and five double-figure scoring games as a freshman
  - Played a then-career-high 27 minutes in the 18-point comeback at Florida, posting his fifth double-figure scoring game of the season with 10 points, and two 3-pointers
  - Emerged as a spark in the games at Arkansas and vs. Georgia, posting 10 points and seven rebounds vs. the Razorbacks and eight points and five rebounds vs. the Bulldogs, igniting game-changing runs in both games
- Underrated athlete with a 37-inch maximum vertical and a 7-foot-1 wingspan

## BIO BLAST

**Birthday:** Aug. 7

**Parents:** Sarita and Keion Brooks Sr.

**Major:** Communication

**Did you know ...**  
He tested at a 12th-grade reading level when he was in the fourth grade

**Make a difference ...**  
Member of the NABC Player Development Coalition and the SEC Council on Racial Equality and Social Justice

## Game-By-Game Statistics

Opponent	Date	GS	Min	FG-A	Pct.	3FG-A	Pct.	FT-A	Pct.	Off-Def-Tot	PF	Ast	TO	Blk	Stl	Pts
vs. #9/9 Duke	11/9/21	*	17	4-10	.400	1-3	.333	0-0	.000	1-2-3	2	0	2	0	0	9
ROBERT MORRIS	11/12/21	*	24	5-10	.500	1-4	.250	2-3	.667	0-1-1	0	0	2	1	0	13
MOUNT ST. MARY'S	11/16/21	*	25	4-9	.444	0-0	.000	2-2	1.000	2-5-7	1	1	1	1	0	10
RV/- OHIO	11/19/21	*	37	9-18	.500	0-3	.000	4-4	1.000	3-5-8	1	0	5	1	0	22
UALBANY	11/22/21	*	29	7-11	.636	0-0	.000	3-4	.750	2-6-8	0	0	2	2	0	17
NORTH FLORIDA	11/26/21			DNP - Illness												
CENTRAL MICHIGAN	11/29/21	*	17	3-10	.300	1-2	.500	2-3	.667	2-2-4	1	0	0	0	1	9

## Career Statistics

Year	GP-GS	Min-Avg	FG-FGA	Pct	3FG-FGA	Pct	FT-FTA	Pct	Off-Def-Tot-Avg	PF-FO	Ast	TO	Blk	Stl	Pts	Avg
2019-20	31-6	470-15.2	58-123	.472	5-19	.263	17-27	.630	31-68-99-3.2	46-0	6	25	13	11	138	4.5
2020-21	16-3	375-23.4	64-145	.441	6-28	.214	31-39	.795	40-68-108-6.8	44-2	26	30	13	10	165	10.3
2021-22	6-6	149-24.8	32-68	.471	3-12	.250	13-16	.813	10-21-31-5.2	5-0	1	12	5	1	80	13.3
<b>TOTAL</b>	<b>53-15</b>	<b>994-18.8</b>	<b>154-336</b>	<b>.458</b>	<b>14-59</b>	<b>.237</b>	<b>61-82</b>	<b>.744</b>	<b>81-157-238-4.5</b>	<b>95-2</b>	<b>33</b>	<b>67</b>	<b>31</b>	<b>22</b>	<b>383</b>	<b>7.2</b>



[@brennanc14](#) | 
 [@brennanc14](#) | 
 [@brennanc14](#) | 
 [@brennancanada](#) | 
 [@brennanc14](#)

2021-22 SEASON/CAREER HIGHS		
<b>Points</b>		
Season	2, CENTRAL MICHIGAN (11/29/21)	
Career	2, CENTRAL MICHIGAN (11/29/21)	
<b>Rebounds</b>		
Season	1, CENTRAL MICHIGAN (11/29/21)	
Career	1, CENTRAL MICHIGAN (11/29/21)	
<b>Field Goals</b>		
Season	1, CENTRAL MICHIGAN (11/29/21)	
Career	1, CENTRAL MICHIGAN (11/29/21)	
<b>Field Goals Attempted</b>		
Season	1, CENTRAL MICHIGAN (11/29/21)	
Career	1, CENTRAL MICHIGAN (11/29/21)	
<b>3-Point Field Goals</b>		
Season	-	
Career	-	
<b>3-Point Field Goals Attempted</b>		
Season	-	
Career	-	
<b>Free Throws</b>		
Season	-	
Career	-	
<b>Free Throws Attempted</b>		
Season	-	
Career	-	
<b>Assists</b>		
Season	1, UALBANY (11/22/21)	
Career	1, UALBANY (11/22/21)	
<b>Steals</b>		
Season	-	
Career	1, SOUTH CAROLINA (3/6/21)	
<b>Blocked Shots</b>		
Season	-	
Career	-	
<b>Minutes Played</b>		
Season	2, MOUNT ST. MARY'S (11/16/21)	
Career	2, 2x, last MT. ST. MARY'S (11/16/21)	
<b>MISCELLANEOUS</b>		
	<b>2021-22</b>	<b>CAREER</b>
Dunks	0	0
Double-Figure		
Scoring Games	0	0
Double-Figure		
Rebounding Games	0	0
Games With		
Double-Double	0	0
Games Led UK		
in Scoring	0	0
Games Led UK		
in Rebounding	0	0
Games Led UK		
in Assists	0	0
Games Led UK		
in Steals	0	0
Games Led UK		
in Blocks	0	0
Games With		
3+ Assists	0	0
Games With		
3+ Blocks	0	0
Games With		
3+ Steals	0	0
Games With		
3+ Three-Pointers	0	0

- Scored his first career points off an offensive rebound and put back in the win over Central Michigan
- Registered his first career assist in a minute of the win over UAlbany
- Saw two minutes of action in the win over Mount St. Mary's
- Played a minute in the win vs. Robert Morris
- Appeared in two games in 2020-21
  - Logged two minutes vs. South Carolina and recorded his first career steal
- Played in four games in his first season
  - Made first appearance as a Wildcat in regular-season action vs. Eastern Kentucky
- Capped his high school career with 1,371 career points and 776 rebounds
  - Two-year captain
  - Named an All-10th Region First Team selection
  - Averaged 15.0 points and 9.5 rebounds per game as a senior
  - 13 double-doubles
  - Double-digit scorer over his final three seasons
  - Three-time All-District Team selection and a three-time All-District Tournament Team pick
  - Team claimed two District 40 titles
  - 10th Region runners-up in 2019

## BIO BLAST

**Birthday:** July 15

**Parents:** Melissa and Lynn Canada

**Major:** Communication

### I'll be your hero ...

His definition of a hero is someone who you can rely on and follow

### Fan of the Wildcats ...

Born in Lexington, Ky., and cheered for the Wildcats growing up. De'Aaron Fox is his favorite former Wildcat

### Giving back ...

Participated in Big Brothers, Big Sisters

## Game-By-Game Statistics

Opponent	Date	GS	Min	FG-A	Pct.	3FG-A	Pct.	FT-A	Pct.	Off-Def-Tot	PF	Ast	TO	Blk	Stl	Pts
vs. #9/9 Duke	11/9/21															
				DNP - Coach's Decision												
ROBERT MORRIS	11/12/21	1	0-0	.000	0-0	.000	0-0	.000	0-0-0	0	0	0	0	0	0	0
MOUNT ST. MARY'S	11/16/21	2	0-0	.000	0-0	.000	0-0	.000	0-0-0	0	0	0	0	0	0	0
RV/- OHIO	11/19/21															
				DNP - Coach's Decision												
UALBANY	11/22/21	1	0-0	.000	0-0	.000	0-0	.000	0-0-0	0	1	0	0	0	0	0
NORTH FLORIDA	11/26/21	1	0-0	.000	0-0	.000	0-0	.000	0-0-0	0	0	0	0	0	0	0
CENTRAL MICHIGAN	11/29/21	1	1-1	1.000	0-0	.000	0-0	.000	1-0-1	0	0	0	0	0	0	2

## Career Statistics

Year	GP-GS	Min-Avg	FG-FGA	Pct	3FG-FGA	Pct	FT-FTA	Pct	Off-Def-Tot-Avg	PF-FO	Ast	TO	Blk	Stl	Pts	Avg
2019-20	4-0	3-0.8	0-0	.000	0-0	.000	0-0	.000	0-0-0-0.0	0-0	0	1	0	0	0	0.0
2020-21	2-0	3-1.5	0-0	.000	0-0	.000	0-0	.000	0-0-0-0.0	0-0	0	2	0	1	0	0.0
2021-22	5-0	6-1.2	1-1	1.000	0-0	.000	0-0	.000	1-0-1-0.2	0-0	1	0	0	0	2	0.4
<b>TOTAL</b>	<b>11-0</b>	<b>12-1.1</b>	<b>1-1</b>	<b>1.000</b>	<b>0-0</b>	<b>.000</b>	<b>0-0</b>	<b>.000</b>	<b>1-0-1-0.1</b>	<b>0-0</b>	<b>1</b>	<b>3</b>	<b>0</b>	<b>1</b>	<b>2</b>	<b>0.2</b>



# ZAN PAYNE

RS-Junior | G/F | 6-4 | 215 lbs | Lexington, Ky. | Lexington Catholic High School

# 20



[@young\\_payne2321](#) | 
 [@alexander.payne23](#) | 
 [@ZanPaynepapi](#)

2021-22 SEASON/CAREER HIGHS		
<b>Points</b>		
Season	4	MOUNT ST. MARY'S (11/16/21)
Career	4	MOUNT ST. MARY'S (11/16/21)
<b>Rebounds</b>		
Season	-	
Career	2	SOUTH CAROLINA (3/6/21)
<b>Field Goals</b>		
Season	1	MOUNT ST. MARY'S (11/16/21)
Career	1	2x, last MT. ST. MARY'S (11/16/21)
<b>Field Goals Attempted</b>		
Season	2	NORTH FLORIDA (11/26/21)
Career	2	2x, last NORTH FLORIDA (11/26/21)
<b>3-Point Field Goals</b>		
Season	-	
Career	-	
<b>3-Point Field Goals Attempted</b>		
Season	1	2x, last CENTRAL MICH. (11/29/21)
Career	1	2x, last CENTRAL MICH. (11/29/21)
<b>Free Throws</b>		
Season	2	MOUNT ST. MARY'S (11/16/21)
Career	2	MOUNT ST. MARY'S (11/16/21)
<b>Free Throws Attempted</b>		
Season	2	MOUNT ST. MARY'S (11/16/21)
Career	2	MOUNT ST. MARY'S (11/16/21)
<b>Assists</b>		
Season	-	
Career	-	
<b>Steals</b>		
Season	1	MOUNT ST. MARY'S (11/16/21)
Career	1	MOUNT ST. MARY'S (11/16/21)
<b>Blocked Shots</b>		
Season	-	
Career	-	
<b>Minutes Played</b>		
Season	2	MOUNT ST. MARY'S (11/16/21)
Career	3	SOUTH CAROLINA (3/6/21)
<b>MISCELLANEOUS</b>		
	<b>2021-22</b>	<b>CAREER</b>
Dunks	0	0
Double-Figure Scoring Games	0	0
Double-Figure Rebounding Games	0	0
Games With Double-Double	0	0
Games Led UK in Scoring	0	0
Games Led UK in Rebounding	0	0
Games Led UK in Assists	0	0
Games Led UK in Steals	0	0
Games Led UK in Blocks	0	0
Games With 3+ Assists	0	0
Games With 3+ Blocks	0	0
Games With 3+ Steals	0	0
Games With 3+ Three-Pointers	0	0

- Recorded a career-high four points and a steal in the win over Mount St. Mary's
- Played a minute in the wins vs. Robert Morris, UAlbany, North Florida and Central Michigan
- Graduated in August with a degree in communication
- Appeared in two games in 2020-21 after missing the first two seasons from a knee injury suffered in high school
  - Played three minutes vs. South Carolina in the regular-season finale and scored his first points and grabbed his first two rebounds
  - Made his collegiate debut with a minute of action against Morehead Stat, his first action in any official game -- high school or college -- since February 2018
- Spent his first two seasons as Wildcat rehabbing his knee after suffering an injury during his senior season in high school. Took a medical redshirt in his first season
- A highly-productive player out of Lexington Catholic. Scored 1,282 career points, which ranks 14th all-time in program history
  - Also collected 934 career rebounds, which ranks fourth all-time in school history
  - Three-year starter in high school
  - Averaged 19.3 points and 8.7 rebounds a game as a senior at Lexington Catholic

## BIO BLAST

**Birthdate:** March 23

**Parents:** Michelle and Kenny Payne

**Degree:** With a degree already in hand, he is now pursuing an undergraduate certificate in business and economics

**Hitting the books ...**  
Three-time selection to the All-SEC Academic Team and a three-time Dean's List member

**Gamer ...**  
A video game player, his favorites are NBA2K and Fortnite

## Game-By-Game Statistics

Opponent	Date	GS	Min	FG-A	Pct.	3FG-A	Pct.	FT-A	Pct.	Off-Def-Tot	PF	Ast	TO	Blk	Stl	Pts
vs. #9/9 Duke	11/9/21			DNP - Coach's Decision												
ROBERT MORRIS	11/12/21	1	0-0	.000	0-0	.000	0-0	.000	0-0-0	0	0	0	0	0	0	0
MOUNT ST. MARY'S	11/16/21	2	1-1	1.000	0-0	.000	2-2	1.000	0-0-0	0	0	0	0	0	1	4
RV/- OHIO	11/19/21			DNP - Coach's Decision												
UALBANY	11/22/21	1	0-0	.000	0-0	.000	0-0	.000	0-0-0	0	0	0	0	0	0	0
NORTH FLORIDA	11/26/21	1	0-2	.000	0-1	.000	0-0	.000	0-0-0	0	0	0	0	0	0	0
CENTRAL MICHIGAN	11/29/21	1	0-1	.000	0-1	.000	0-0	.000	0-0-0	0	0	0	0	0	0	0

## Career Statistics

Year	GP-GS	Min-Avg	FG-FGA	Pct	3FG-FGA	Pct	FT-FTA	Pct	Off-Def-Tot-Avg	PF-FO	Ast	TO	Blk	Stl	Pts	Avg
2020-21	2-0	4-2.0	1-2	.500	0-0	.000	0-0	.000	1-1-2-1.0	0-0	0	0	0	0	2	1.0
2021-22	5-0	6-1.2	1-4	.250	0-2	.000	2-2	1.000	0-0-0-0.0	0-0	0	0	0	1	4	0.8
<b>TOTAL</b>	<b>7-0</b>	<b>10-1.4</b>	<b>2-6</b>	<b>.333</b>	<b>0-2</b>	<b>.000</b>	<b>2-2</b>	<b>1.000</b>	<b>1-1-2-0.3</b>	<b>0-0</b>	<b>0</b>	<b>0</b>	<b>0</b>	<b>1</b>	<b>6</b>	<b>0.9</b>

# BRYCE HOPKINS

Freshman | Forward | 6-6 | 220 lbs | Oak Park, Ill. | Fenwick High School

# 23



[@BryceHopkins](#) | 
 [@brycehopkins](#)

2021-22 SEASON/CAREER HIGHS		
<b>Points</b>		
Season	7, 2x, last NORTH FLORIDA (11/26/21)	
Career	7, 2x, last NORTH FLORIDA (11/26/21)	
<b>Rebounds</b>		
Season	7, OHIO (11/19/21)	
Career	7, OHIO (11/19/21)	
<b>Field Goals</b>		
Season	3, CENTRAL MICHIGAN (11/29/21)	
Career	3, CENTRAL MICHIGAN (11/29/21)	
<b>Field Goals Attempted</b>		
Season	9, CENTRAL MICHIGAN (11/29/21)	
Career	9, CENTRAL MICHIGAN (11/29/21)	
<b>3-Point Field Goals</b>		
Season	2, NORTH FLORIDA (11/26/21)	
Career	2, NORTH FLORIDA (11/26/21)	
<b>3-Point Field Goals Attempted</b>		
Season	3, 2x, last CENTRAL MICH. (11/29/21)	
Career	3, 2x, last CENTRAL MICH. (11/29/21)	
<b>Free Throws</b>		
Season	2, OHIO (11/19/21)	
Career	2, OHIO (11/19/21)	
<b>Free Throws Attempted</b>		
Season	2, 2x, last NORTH FLORIDA (11/26/21)	
Career	2, 2x, last NORTH FLORIDA (11/26/21)	
<b>Assists</b>		
Season	3, CENTRAL MICHIGAN (11/29/21)	
Career	3, CENTRAL MICHIGAN (11/29/21)	
<b>Steals</b>		
Season	1, MOUNT ST. MARY'S (11/16/21)	
Career	1, MOUNT ST. MARY'S (11/16/21)	
<b>Blocked Shots</b>		
Season	1, 2x, last UALBANY (11/22/21)	
Career	1, 2x, last UALBANY (11/22/21)	
<b>Minutes Played</b>		
Season	17, CENTRAL MICHIGAN (11/29/21)	
Career	17, CENTRAL MICHIGAN (11/29/21)	
<b>MISCELLANEOUS</b>		
	<b>2021-22</b>	<b>CAREER</b>
Dunks	0	0
Double-Figure		
Scoring Games	0	0
Double-Figure		
Rebounding Games	0	0
Games With		
Double-Double	0	0
Games Led UK		
in Scoring	0	0
Games Led UK		
in Rebounding	0	0
Games Led UK		
in Assists	0	0
Games Led UK		
in Steals	0	0
Games Led UK		
in Blocks	0	0
Games With		
3+ Assists	1	1
Games With		
3+ Blocks	0	0
Games With		
3+ Steals	0	0
Games With		
3+ Three-Pointers	0	0

- Contributed six points, four rebounds and three assists against Central Michigan
- Tied his career high with seven points, including two 3-pointers, in eight minutes vs. North Florida
- With his front-court teammates in foul trouble, made the most of his opportunity in the win vs. Ohio with seven points and seven rebounds with most of his production coming in the critical first half when Oscar Tshiebwe was forced to the bench
- Scored his first career points (four) in 12 minutes in the win vs. Robert Morris
- Recorded 18 points and nine rebounds in the Blue-White Game
- Considered a four-star prospect
- Consensus top-50 recruit in the class of 2021 and ranked as high as No. 33 overall by ESPN
- Drawn rave reviews in the preseason from coaches and teammates for his skills and physicality
- Averaged 24.4 points, 12.5 rebounds, 3.0 assists, 1.8 steals and 1.5 blocks per game as for Fenwick High School in his senior season
- MaxPreps Illinois Player of the Year
- Tabbed to the Chicago Land Prep Hoops All-State First Team
- Two-time Chicago League Player of the Year
- Named to the Jordan Brand Classic and the Allen Iverson Roundball Classic

## BIO BLAST

**Birthdate:** Sept. 7

**Parents:** Karen and Clyde Hopkins

**Major:** Communication

**In the genes ...**

Father played basketball at Tennessee Tech

**Why No. 23 ...**

Because of Michael Jordan and LeBron James

**Best basketball memory ...**

Committing to Kentucky

## Game-By-Game Statistics

Opponent	Date	GS	Min	FG-A	Pct.	3FG-A	Pct.	FT-A	Pct.	Off-Def-Tot	PF	Ast	TO	Blk	Stl	Pts
vs. #9/9 Duke	11/9/21	3	0-1	.000	0-0	.000	0-0	.000	0-0-0	0	0	0	0	0	0	0
ROBERT MORRIS	11/12/21	12	2-3	.667	0-0	.000	0-0	.000	0-2-2	1	0	1	0	0	4	
MOUNT ST. MARY'S	11/16/21	14	1-4	.250	0-1	.000	0-0	.000	0-1-1	2	0	0	1	1	2	
RV/- OHIO	11/19/21	16	2-4	.500	1-2	.500	2-2	1.000	3-4-7	1	1	1	0	0	7	
UALBANY	11/22/21	10	1-1	1.000	0-0	.000	0-0	.000	1-2-3	0	0	1	1	0	2	
NORTH FLORIDA	11/26/21	8	2-3	.667	2-3	.667	1-2	.500	1-1-2	0	0	2	0	0	7	
CENTRAL MICHIGAN	11/29/21	17	3-9	.333	0-3	.000	0-0	.000	3-1-4	0	3	1	0	0	6	

## Career Statistics

Year	GP-GS	Min-Avg	FG-FGA	Pct	3FG-FGA	Pct	FT-FTA	Pct	Off-Def-Tot-Avg	PF-FO	Ast	TO	Blk	Stl	Pts	Avg
2021-22	7-0	80-11.4	11-25	.440	3-9	.333	3-4	.750	8-11-19-2.7	4-0	4	6	2	1	28	4.0
<b>TOTAL</b>	<b>7-0</b>	<b>80-11.4</b>	<b>11-25</b>	<b>.440</b>	<b>3-9</b>	<b>.333</b>	<b>3-4</b>	<b>.750</b>	<b>8-11-19-2.7</b>	<b>4-0</b>	<b>4</b>	<b>6</b>	<b>2</b>	<b>1</b>	<b>28</b>	<b>4.0</b>

# KAREEM WATKINS

Sophomore | Guard | 5-8 | 170 lbs | Camden, N.J. | Kingsway Regional High School

# 25



Instagram: @stink\_cvp

2021-22 SEASON/CAREER HIGHS		
<b>Points</b>		
Season	-	
Career	-	
<b>Rebounds</b>		
Season	1, 3x, last CENTRAL MICH. (11/29/21)	
Career	1, 3x, last CENTRAL MICH. (11/29/21)	
<b>Field Goals</b>		
Season	-	
Career	-	
<b>Field Goals Attempted</b>		
Season	1, CENTRAL MICHIGAN (11/29/21)	
Career	1, CENTRAL MICHIGAN (11/29/21)	
<b>3-Point Field Goals</b>		
Season	-	
Career	-	
<b>3-Point Field Goals Attempted</b>		
Season	-	
Career	-	
<b>Free Throws</b>		
Season	-	
Career	-	
<b>Free Throws Attempted</b>		
Season	-	
Career	-	
<b>Assists</b>		
Season	1, NORTH FLORIDA (11/26/21)	
Career	1, NORTH FLORIDA (11/26/21)	
<b>Steals</b>		
Season	1, NORTH FLORIDA (11/26/21)	
Career	1, NORTH FLORIDA (11/26/21)	
<b>Blocked Shots</b>		
Season	-	
Career	-	
<b>Minutes Played</b>		
Season	2, MOUNT ST. MARY'S (11/16/21)	
Career	2, 2x, last MT. ST. MARY'S (11/16/21)	
<b>MISCELLANEOUS</b>		
	<b>2021-22</b>	<b>CAREER</b>
Dunks	0	0
Double-Figure Scoring Games	0	0
Double-Figure Rebounding Games	0	0
Games With Double-Double	0	0
Games Led UK in Scoring	0	0
Games Led UK in Rebounding	0	0
Games Led UK in Assists	0	0
Games Led UK in Steals	0	0
Games Led UK in Blocks	0	0
Games With 3+ Assists	0	0
Games With 3+ Blocks	0	0
Games With 3+ Steals	0	0
Games With 3+ Three-Pointers	0	0

- Recorded his first career assist and first career steal in a minute vs. North Florida
- Hauled in his first career rebound in two minutes of the win vs. Mount St. Mary's. Also had a rebound in a minute of action against Central Michigan
- Played a minute in the wins vs. Robert Morris and UAlbany
- Saw his first career action with two minutes vs. South Carolina in 2020-21
- Appeared in all 26 games for Kingsway Regional High School during his senior season
  - Averaged 8.7 points per game and notched 11 double-figure scoring efforts
  - Knocked down multiple 3-pointers in 12 games
  - Scored a season-high 19 points on six made 3s with four assists against Woodstown
  - Also posted 16 points, five rebounds and four assists at Clearview and recorded 15 points, six boards and five dimes vs. Cumberland
  - Dished out four or more assists in 14 games
  - Produced three or more steals in 10 games
  - Helped advance Kingsway to the 2020 NJSIAA Group 4 Championship field of 64
- With a 38.5-inch vertical, can dunk despite his size

## BIO BLAST

**Birthdate:** Feb. 3

**Parents:** Syreeta Brittingham and Dajuan Wagner

**Major:** Finance

**Hidden talent ...** Can juggle

**Pregame playlist ...**

Listens to NBA YoungBoy, Polo G and Lil Durk

**La Familia ...**

Stepson of Dajuan Wagner, John Calipari's first one-and-done player at Memphis

## Game-By-Game Statistics

Opponent	Date	GS	Min	FG-A	Pct.	3FG-A	Pct.	FT-A	Pct.	Off-Def-Tot	PF	Ast	TO	Blk	Stl	Pts
vs. #9/9 Duke	11/9/21															
ROBERT MORRIS	11/12/21	1	0-0	.000	0-0	.000	0-0	.000	0-0-0	0	0	0	0	0	0	0
MOUNT ST. MARY'S	11/16/21	2	0-0	.000	0-0	.000	0-0	.000	0-1-1	1	0	2	0	0	0	0
RV/- OHIO	11/19/21															
UALBANY	11/22/21	1	0-0	.000	0-0	.000	0-0	.000	0-0-0	1	0	0	0	0	0	0
NORTH FLORIDA	11/26/21	1	0-0	.000	0-0	.000	0-0	.000	1-0-1	0	1	0	0	0	1	0
CENTRAL MICHIGAN	11/29/21	1	0-1	.000	0-0	.000	0-0	.000	0-1-1	0	0	0	0	0	0	0

## Career Statistics

Year	GP-GS	Min-Avg	FG-FGA	Pct	3FG-FGA	Pct	FT-FTA	Pct	Off-Def-Tot-Avg	PF-FO	Ast	TO	Blk	Stl	Pts	Avg
2020-21	1-0	2-2.0	0-0	.000	0-0	.000	0-0	.000	0-0-0-0.0	0-0	0	0	0	0	0	0.0
2021-22	5-0	6-1.2	0-1	.000	0-0	.000	0-0	.000	1-2-3-0.6	2-0	1	2	0	1	0	0.0
<b>TOTAL</b>	<b>6-0</b>	<b>8-1.3</b>	<b>0-1</b>	<b>.000</b>	<b>0-0</b>	<b>.000</b>	<b>0-0</b>	<b>.000</b>	<b>1-2-3-0.6</b>	<b>2-0</b>	<b>1</b>	<b>2</b>	<b>0</b>	<b>1</b>	<b>0</b>	<b>0.0</b>

# KELLAN GRADY

Graduate | Guard | 6-5 | 205 lbs | Boston | Davidson College

# 31



[@KellanGrady31](#) | 
 [@kellangrady31](#)

2021-22 SEASON/CAREER HIGHS*		
<b>Points</b>		
Season	19, ROBERT MORRIS (11/12/21)	
Career	39, at St. Bonaventure (2/27/18)	
<b>Rebounds</b>		
Season	2, 3x, last UALBANY (11/22/21)	
Career	10, VS. Marquette (11/28/19)	
<b>Field Goals</b>		
Season	7, ROBERT MORRIS (11/12/21)	
Career	12, 2x, last LIPSCOMB (3/9/19)	
<b>Field Goals Attempted</b>		
Season	11, 2x, last NORTH FLORIDA (11/26/21)	
Career	26, at St. Bonaventure (2/27/18)	
<b>3-Point Field Goals</b>		
Season	4, ROBERT MORRIS (11/12/21)	
Career	7, 3x, last SOUTHERN VIRGINIA (2/19/21)	
<b>3-Point Field Goals Attempted</b>		
Season	7, vs. Duke (11/9/21)	
Career	14, at St. Boneventure (2/27/18)	
<b>Free Throws</b>		
Season	3, UALBANY (11/22/21)	
Career	16, at St. Bonaventure (2/27/18)	
<b>Free Throws Attempted</b>		
Season	4, UALBANY (11/22/21)	
Career	16, at St. Bonaventure (2/27/18)	
<b>Assists</b>		
Season	3, CENTRAL MICHIGAN (11/29/21)	
Career	6, NEVADA (11/19/19)	
<b>Steals</b>		
Season	3, ROBERT MORRIS (11/12/21)	
Career	4, 2x, last vs. NEVADA (11/19/19)	
<b>Blocked Shots</b>		
Season	-	
Career	2, vs. Northeastern (11/24/18)	
<b>Minutes Played</b>		
Season	31, vs. Duke (11/9/21)	
Career	57, at George Washington (1/29/20)	
<b>MISCELLANEOUS</b>		
	<b>2021-22</b>	<b>CAREER*</b>
Dunks	0	36
Double-Figure Scoring Games	2	98
Double-Figure Rebounding Games	0	1
Games With Double-Double	0	1
Games Led UK in Scoring	1	52
Games Led UK in Rebounding	0	15
Games Led UK in Assists	0	18
Games Led UK in Steals	3	44
Games Led UK in Blocks	0	11
Games With 3+ Assists	1	45
Games With 3+ Blocks	0	0
Games With 3+ Steals	1	12
Games With 3+ Three-Pointers	3	46

\*includes Davidson statistics

- Made a team-high 13 3-pointers and is making them at a 41.9% clip
- Chipped in with 14 points, including three 3-pointers, in the win over UAlbany
- Scored a game-high 19 points with four 3-pointers in the win vs. Robert Morris
- Graduate transfer from Davidson
- Preseason All-SEC Second Team pick by the league's media and coaches
- On preseason watch lists for the Naismith Trophy, the Wooden Award and the Lute Olson Award, all presented to the national player of the year
- Jerry West Award preseason watch list for the country's top shooting guard
- Sixth player in Davidson history with 2,000 career points
- Entered the 2021-22 season with the second-most points in the nation
- Averaged more than 17 points per game in all four seasons at Davidson
- All-Atlantic 10 Team all four seasons, including first-team honors his senior, sophomore years
- Averaged 17.1 points, 4.6 rebounds and 2.4 assists per game in his senior season
  - Made three or more 3s in 11 outings
  - Recorded 32 points and six boards against George Mason
- Averaged 17.2 points per game, which ranked fifth in the league, in 2019-20
  - Averaged 18.0 points per game against league foes
  - Recorded his first-career double-double with 28 points and 10 rebounds against Marquette
- Ranked third in the league with 17.3 points per game
  - Topped double digits in 22 games, including 13 20-point efforts
  - Three-time Atlantic 10 Player of the Week
  - Sunk five or more 3s in five outings
- Named the Atlantic 10 Rookie of the Year in his freshman season after averaging 18.0 points per game on 50.1% shooting
  - Five-time Atlantic 10 Rookie of the Week
  - Second freshman in school history to begin his career with consecutive 20-point outings
  - Made 73 3-pointers, including at least four treys in eight games
- Led Northfield Mount Hermon to the 2015 Massachusetts Division I state title and the 2016 New England Championship

## BIO BLAST

**Birthdate:** Sept. 11

**Parents:** Danielle and Rob Grady

**Major:** Undergraduate certificate in business and economics

**Social justice leader ...**  
Launched CARE, a social justice initiative aimed at raising awareness about racial injustice and to promote and create change in equality

**Leadership runs in the family ...**  
Grandmother is Sophia Theresa Williams-de Bruyn, a former South African anti-apartheid activist

## Game-By-Game Statistics

Opponent	Date	GS	Min	FG-A	Pct.	3FG-A	Pct.	FT-A	Pct.	Off-Def-Tot	PF	Ast	TO	Blk	Stl	Pts
vs. #9/9 Duke	11/9/21	*	31	3-8	.375	3-7	.429	0-0	.000	0-2-2	0	0	0	0	1	9
ROBERT MORRIS	11/12/21	*	24	7-11	.636	4-6	.667	1-1	1.000	0-0-0	0	1	0	0	3	19
MOUNT ST. MARY'S	11/16/21	*	23	3-5	.600	2-3	.667	0-0	.000	1-1-2	0	0	0	0	2	8
RV/- OHIO	11/19/21	*	20	0-2	.000	0-1	.000	0-0	.000	0-1-1	0	0	0	0	0	0
UALBANY	11/22/21	*	29	4-7	.571	3-5	.600	3-4	.750	0-2-2	2	1	1	0	0	14
NORTH FLORIDA	11/26/21	*	25	4-11	.364	0-4	.000	0-0	.000	0-1-1	0	1	0	0	2	8
CENTRAL MICHIGAN	11/29/21	*	28	3-8	.375	1-5	.200	0-0	.000	0-1-1	0	3	1	0	2	7

## Career Statistics

Year	GP-GS	Min-Avg	FG-FGA	Pct	3FG-FGA	Pct	FT-FTA	Pct	Off-Def-Tot-Avg	PF-FO	Ast	TO	Blk	Stl	Pts	Avg
2017-18	33-32	1163-35.2	219-437	.501	73-196	.372	82-102	.804	23-85-108-3.3	68-0	64	32	3	27	593	18.0
2018-19	30-30	1127-37.6	194-430	.451	58-170	.341	72-98	.735	12-122-134-4.5	46-0	57	50	5	31	518	17.3
2019-20	30-29	1074-35.8	185-400	.463	51-138	.370	94-118	.797	16-110-126-4.2	55-0	75	62	5	35	515	17.2
2020-21	22-22	756-34.4	136-289	.471	58-152	.382	46-68	.676	9-93-102-4.6	26-0	52	35	5	17	376	17.1
2021-22	7-7	180-25.7	24-52	.462	13-31	.419	4-5	.800	1-8-9-1.3	2-0	6	2	0	10	65	9.3
<b>TOTAL</b>	<b>122-120</b>	<b>4300-35.2</b>	<b>758-1608</b>	<b>.471</b>	<b>253-687</b>	<b>.368</b>	<b>298-391</b>	<b>.762</b>	<b>61-417-478-3.9</b>	<b>197-0</b>	<b>254</b>	<b>181</b>	<b>18</b>	<b>120</b>	<b>2067</b>	<b>16.9</b>

# OSCAR TSHIEBWE

Junior | Forward | 6-9 | 255 lbs | Lubumbashi, Democratic Republic of the Congo | West Virginia University

# 34



[@Oscartshiebwe34](#) | 
 [@oscar\\_tshiebwe](#) | 
 [@Oscartshiebwe34](#)  
[@Oscartshiebwe4](#)

## 2021-22 SEASON/CAREER HIGHS\*

Points		
Season	24, MOUNT ST. MARY'S (11/16/21)	
Career	24, MOUNT ST. MARY'S (11/16/21)	
Rebounds		
Season	20, 2x, last ROBERT MORRIS (11/12/21)	
Career	20, 2x, last ROBERT MORRIS (11/12/21)	
Field Goals		
Season	11, MOUNT ST. MARY'S (11/16/21)	
Career	11, MOUNT ST. MARY'S (11/16/21)	
Field Goals Attempted		
Season	14, 2x, last MT. ST. MARY'S (11/16/21)	
Career	16, at Oklahoma (2/8/20)	
3-Point Field Goals		
Season	-	
Career	-	
3-Point Field Goals Attempted		
Season	-	
Career	-	
Free Throws		
Season	8, CENTRAL MICHIGAN (11/29/21)	
Career	9, vs. Wichita State (11/27/19)	
Free Throws Attempted		
Season	11, CENTRAL MICHIGAN (11/29/21)	
Career	13, vs. Wichita State (11/27/19)	
Assists		
Season	3, ROBERT MORRIS (11/12/21)	
Career	3, 2x, last ROBERT MORRIS (11/12/21)	
Steals		
Season	3, CENTRAL MICHIGAN (11/29/21)	
Career	3, 3x, last CENTRAL MICH. (11/29/21)	
Blocked Shots		
Season	3, 2x, last MT. ST. MARY'S (11/16/21)	
Career	4, TEXAS TECH (1/11/20)	
Minutes Played		
Season	33, MOUNT ST. MARY'S (11/16/21)	
Career	36, vs. Wichita State (11/27/19)	
MISCELLANEOUS		
	2021-22	CAREER
Dunks	8	39
Double-Figure Scoring Games	6	30
Double-Figure Rebounding Games	7	22
Games With Double-Double	6	18
Games Led UK in Scoring	3	13
Games Led UK in Rebounding	6	26
Games Led UK in Assists	0	0
Games Led UK in Steals	3	21
Games Led UK in Blocks	4	15
Games With 3+ Assists	1	2
Games With 3+ Blocks	2	5
Games With 3+ Steals	1	3
Games With 3+ Three-Pointers	0	0

\*includes West Virginia statistics

- Leads the country in rebounding with 16.0 boards per game through games on Nov. 29
- Offensive rebounding 28.6% of all misses, the best mark in the country
- Tied for the national lead with six double-doubles through games on Nov. 29
- Had his second 20-15 game with 20 points and 16 rebounds against Central Michigan. He also added a career-high-tying three steals
- Tallied a career-high 24 points on 11-of-14 shooting while adding 16 boards vs. Mount St. Mary's
- His 56 rebounds through the first three games were the third-most rebounds of any college basketball player through the first three games of the season over the last 25 years
- His 20 rebounds vs. Robert Morris tied for a UK Rupp Arena record
- Dominant in his UK debut with 17 points and a career-high 20 rebounds to register his 13th career double-double vs. No. 9/9 Duke. He also added two blocks and a steal
  - In addition to setting the Champions Classic record for rebounds, he also set the UK record for most boards in a Wildcat debut and set a Calipari era record high
- Preseason All-SEC Second Team pick by the league's coaches and media
- Kareem Abdul-Jabbar preseason watch list for nation's best center
- Transferred to Kentucky in mid-January after a season and a half at West Virginia
  - Joined the team in early February but was not eligible for competition for the 2020-21 season under previous NCAA transfer rules; did practice with the team
- Appeared in 10 games his sophomore season and averaged 8.5 points and 7.8 rebounds
  - Two double-doubles in 2020-21
- Named to the 2019-20 All-Big 12 Conference Second Team and Big 12 All-Freshman Team in his first season in college
  - Started all 31 games as a freshman and led the team in scoring (11.2 points per game) and rebounding (9.3 boards per game)
  - Led WVU as a freshman with 19 games in double figures and 10 double-doubles
  - First in the Big 12 in offensive rebounds per game (4.1) and second in rebounds per game (9.3) as a freshman
  - Led the country in offensive rebounding percentage (19.0%) in 2019-20
- Tallied 1,480 career points at Kennedy Catholic High School
  - Selected for McDonald's All American Game and Nike Hoop Summit in 2019
  - Two-time Pennsylvania state champion
- 3.2-second 3/4-court sprint despite massive frame

## BIO BLAST

**Birthdate:** Nov. 27

**Parents:** Kaya Rosalie and the late Mbuyi Tshiebwe

**Major:** Communication

**Did you know ...**  
He moved to the U.S. at 16 and had not seen his family in person since then until this past summer

**He chose 34 because ...**  
His favorite big man of all-time is Hakeem Olajuwon

**Multilingual ...**  
He can speak six different languages

## Game-By-Game Statistics\*

Opponent	Date	GS	Min	FG-A	Pct.	3FG-A	Pct.	FT-A	Pct.	Off-Def-Tot	PF	Ast	TO	Blk	Stl	Pts
vs. #9/9 Duke	11/9/21	*	29	8-14	.571	0-0	.000	1-1	1.000	12-8-20	3	1	2	2	1	17
ROBERT MORRIS	11/12/21	*	29	5-11	.455	0-0	.000	4-6	.667	10-10-20	2	3	1	3	0	14
MOUNT ST. MARY'S	11/16/21	*	33	11-14	.786	0-0	.000	2-2	1.000	5-11-16	2	1	2	3	1	24
RV/- OHIO	11/19/21	*	20	0-3	.000	0-0	.000	0-0	.000	6-4-10	2	1	1	0	0	0
UALBANY	11/22/21	*	22	6-6	1.000	0-0	.000	0-1	.000	3-11-14	4	0	4	0	1	12
NORTH FLORIDA	11/26/21	*	32	5-9	.556	0-0	.000	2-3	.667	5-11-16	1	2	3	2	2	12
CENTRAL MICHIGAN	11/29/21	*	26	6-8	.750	0-0	.000	8-11	.727	7-9-16	3	0	0	1	3	20

## Career Statistics

Year	GP-GS	Min-Avg	FG-FGA	Pct	3FG-FGA	Pct	FT-FTA	Pct	Off-Def-Tot-Avg	PF-FO	Ast	TO	Blk	Stl	Pts	Avg
2019-20	31-31	717-23.1	123-223	.552	0-0	.000	102-144	.708	128-159-287-9.3	85-1	11	53	32	23	348	11.2
2020-21	10-10	200-20.0	34-65	.523	0-0	.000	17-28	.607	38-40-78-7.8	25-1	7	12	4	4	85	8.5
2021-22	7-7	191-27.3	41-65	.631	0-0	.000	17-24	.708	48-64-112-16.0	17-0	8	13	11	8	99	14.1
<b>TOTAL</b>	<b>48-48</b>	<b>1108-23.1</b>	<b>198-353</b>	<b>.561</b>	<b>0-0</b>	<b>.000</b>	<b>136-196</b>	<b>.694</b>	<b>214-263-477-9.9</b>	<b>127-2</b>	<b>26</b>	<b>78</b>	<b>47</b>	<b>35</b>	<b>532</b>	<b>11.1</b>



2021-22 SEASON/CAREER HIGHS		
<b>Points</b>		
Season	4, NORTH FLORIDA (11/26/21)	
Career	8, at Missouri (2/3/21)	
<b>Rebounds</b>		
Season	2, vs. Duke (11/9/21)	
Career	13, at Mississippi State (1/2/21)	
<b>Field Goals</b>		
Season	2, NORTH FLORIDA (11/26/21)	
Career	3, 2x, last at Missouri (2/3/21)	
<b>Field Goals Attempted</b>		
Season	3, NORTH FLORIDA (11/26/21)	
Career	5, at Louisville (12/26/20)	
<b>3-Point Field Goals</b>		
Season	-	
Career	-	
<b>3-Point Field Goals Attempted</b>		
Season	-	
Career	-	
<b>Free Throws</b>		
Season	-	
Career	3, at Alabama (1/26/21)	
<b>Free Throws Attempted</b>		
Season	2, CENTRAL MICHIGAN (11/29/21)	
Career	5, at Louisville (12/26/20)	
<b>Assists</b>		
Season	-	
Career	4, at Mississippi State (1/2/21)	
<b>Steals</b>		
Season	-	
Career	2, vs. North Carolina (12/19/20)	
<b>Blocked Shots</b>		
Season	1, 2x, last CENTRAL MICH. (11/29/21)	
Career	3, at Missouri (2/3/21)	
<b>Minutes Played</b>		
Season	9, vs. Duke (11/9/21)	
Career	35, at Mississippi State (1/2/21)	
<b>MISCELLANEOUS</b>		
	<b>2021-22</b>	<b>CAREER</b>
Dunks	1	4
Double-Figure		
Scoring Games	0	0
Double-Figure		
Rebounding Games	0	2
Games With		
Double-Double	0	0
Games Led UK		
in Scoring	0	0
Games Led UK		
in Rebounding	0	2
Games Led UK		
in Assists	0	0
Games Led UK		
in Steals	0	1
Games Led UK		
in Blocks	1	3
Games With		
3+ Assists	0	1
Games With		
3+ Blocks	0	1
Games With		
3+ Steals	0	0
Games With		
3+ Three-Pointers	0	0

- Returned vs. North Florida after missing the previous three games with an ankle injury
- Played nine tough minutes for the Wildcats against No. 9/9 Duke. He contributed two points, two rebounds and a blocked shot
- Went toe to toe with Oscar Tshiebwe for most of the Blue-White Game and held his own with 20 points and 10 rebounds
- Key reserve for the Wildcats who added physicality and quality rebounding in his freshman season
  - Appeared in 21 games with three starts
  - Enjoyed a season-best performance at Missouri with eight points, 10 rebounds and a career-high three blocks in 29 minutes
  - Seven points in the win vs. LSU
  - Instrumental in the nine-point comeback at Mississippi State with a career-high 13 rebounds, a career-high four assists and four points in a career-high 35 minutes
  - Solid breakthrough performance vs. North Carolina, scoring his first field goals in addition to seven rebounds in 21 minutes
- Averaged 11.8 points, 7.9 rebounds, 1.3 assists, 1.4 steals and 1.3 blocks at Camden High School, which won its final 25 games
  - Named the NJ.com Player of the Year and was a NJ.com All-State First Team selection
  - Averaged 14.4 points, 6.4 rebounds and 2.4 blocks per game
  - Four-star prospect ranked as high as No. 36 in the 2020 class by Rivals
  - Selected to the Allen Iverson Roundball Classic
- 7-foot-1 wingspan and 6.7% body fat

## BIO BLAST

**Birthday:** Feb. 8

**Parents:** Monique Ripka and Stephen Ware

**Major:** Undeclared/exploratory studies in agriculture

**Why No. 55 ...**  
Because it is unique

**Rival motivation ...**  
Began pursuing basketball as a future career after meeting and training with Louisville great Pervis Ellison in middle school

## Game-By-Game Statistics

Opponent	Date	GS	Min	FG-A	Pct.	3FG-A	Pct.	FT-A	Pct.	Off-Def-Tot	PF	Ast	TO	Blk	Stl	Pts
vs. #9/9 Duke	11/9/21		9	1-2	.500	0-0	.000	0-0	.000	1-1-2	2	0	1	1	0	2
ROBERT MORRIS	11/12/21		1	0-0	.000	0-0	.000	0-0	.000	0-0-0	0	0	0	0	0	0
MOUNT ST. MARY'S	11/16/21			DNP - Injury												
RV/- OHIO	11/19/21			DNP - Injury												
UALBANY	11/22/21			DNP - Injury												
NORTH FLORIDA	11/26/21		7	2-3	.667	0-0	.000	0-0	.000	0-1-1	1	0	1	0	0	4
CENTRAL MICHIGAN	11/29/21		7	0-0	.000	0-0	.000	0-2	.000	0-1-1	1	0	0	1	0	0

## Career Statistics

Year	GP-GS	Min-Avg	FG-FGA	Pct	3FG-FGA	Pct	FT-FTA	Pct	Off-Def-Tot-Avg	PF-FO	Ast	TO	Blk	Stl	Pts	Avg
2020-21	21-3	253-12.0	13-32	.406	0-0	.000	15-27	.556	24-39-63-3.0	41-1	8	19	11	6	41	2.0
2021-22	4-0	24-6.0	3-5	.600	0-0	.000	0-2	.000	1-3-4-1.0	4-0	0	2	2	0	6	1.5
<b>TOTAL</b>	<b>25-3</b>	<b>277-11.1</b>	<b>16-37</b>	<b>.432</b>	<b>0-0</b>	<b>.000</b>	<b>15-29</b>	<b>.517</b>	<b>25-42-67-2.7</b>	<b>45-1</b>	<b>8</b>	<b>21</b>	<b>13</b>	<b>6</b>	<b>47</b>	<b>1.9</b>





**THE STAT CREW SYSTEM**  
**Kentucky Combined Team Statistics (as of Nov 29, 2021)**  
**All games**



RECORD:	OVERALL	HOME	AWAY	NEUTRAL
ALL GAMES	6-1	6-0	0-0	0-1
CONFERENCE	0-0	0-0	0-0	0-0
NON-CONFERENCE	6-1	6-0	0-0	0-1

#	Player	gp-gs	min	avg	Total		3-Point		F-Throw		Rebounds				pf	dq	a	to	blk	stl	pts	avg			
					fg-fga	fg%	3fg-fga	3fg%	ft-fla	ft%	off	def	tot	avg											
03	TyTy Washington Jr.	7-7	227	32.4	42-89	.472	10-25	.400	10-12	.833	6	30	36	5.1	9	0	20	12	3	8	104	14.9			
34	Oscar Tshiebwe	7-7	191	27.3	41-65	.631	0-0	.000	17-24	.708	48	64	112	16.0	17	0	8	13	11	8	99	14.1			
12	Keion Brooks Jr.	6-6	149	24.8	32-68	.471	3-12	.250	13-16	.813	10	21	31	5.2	5	0	1	12	5	1	80	13.3			
02	Sahvir Wheeler	7-7	224	32.0	32-74	.432	4-14	.286	10-11	.909	7	12	19	2.7	18	0	61	22	1	11	78	11.1			
31	Kellan Grady	7-7	180	25.7	24-52	.462	13-31	.419	4-5	.800	1	8	9	1.3	2	0	6	2	0	10	65	9.3			
10	Davion Mintz	4-0	85	21.3	10-22	.455	5-11	.455	5-7	.714	4	11	15	3.8	5	0	6	3	0	1	30	7.5			
11	Dontae Allen	6-0	76	12.7	13-37	.351	6-26	.231	4-4	1.000	3	14	17	2.8	3	0	6	2	2	2	36	6.0			
04	Daimion Collins	7-1	99	14.1	16-25	.640	0-3	.000	7-8	.875	9	11	20	2.9	17	0	3	8	9	3	39	5.6			
00	Jacob Toppin	3-0	47	15.7	6-12	.500	0-0	.000	2-4	.500	2	7	9	3.0	5	0	3	3	1	1	14	4.7			
23	Bryce Hopkins	7-0	80	11.4	11-25	.440	3-9	.333	3-4	.750	8	11	19	2.7	4	0	4	6	2	1	28	4.0			
55	Lance Ware	4-0	24	6.0	3-5	.600	0-0	.000	0-2	.000	1	3	4	1.0	4	0	0	2	2	0	6	1.5			
20	Zan Payne	5-0	6	1.2	1-4	.250	0-2	.000	2-2	1.000	0	0	0	0.0	0	0	0	0	0	1	4	0.8			
14	Brennan Canada	5-0	6	1.2	1-1	1.000	0-0	.000	0-0	.000	1	0	1	0.2	0	0	1	0	0	0	2	0.4			
25	Kareem Watkins	5-0	6	1.2	0-1	.000	0-0	.000	0-0	.000	1	2	3	0.6	2	0	1	2	0	1	0	0.0			
Team											16	15	31												1
Total.....		7	1400		232-480	.483	44-133	.331	77-99	.778	117	209	326	46.6	91	0	120	88	36	48	585	83.6			
Opponents.....		7	1400		163-426	.383	43-149	.289	54-84	.643	62	128	190	27.1	93	-	70	90	18	46	423	60.4			

TEAM STATISTICS	UK	OPP	Date	Opponent	Score	Att.	
SCORING	585	423	1	11/9/21	vs #9/9 Duke	L 71-79	18132
Points per game	83.6	60.4	2	11/12/21	ROBERT MORRIS	w 100-60	18454
Scoring margin	+23.1	-	2	11/16/21	MOUNT ST. MARY'S	w 80-55	18227
FIELD GOALS-ATT	232-480	163-426	2	11/19/21	RV/- OHIO	w 77-59	19045
Field goal pct	.483	.383		11/22/21	UALBANY	w 86-61	18201
3 POINT FG-ATT	44-133	43-149		11/26/21	NORTH FLORIDA	w 86-52	19350
3-point FG pct	.331	.289		11/29/21	CENTRAL MICHIGAN	w 85-57	18080
3-pt FG made per game	6.3	6.1					
FREE THROWS-ATT	77-99	54-84	1 = Champions Classic (Madison Square Garden   New York)				
Free throw pct	.778	.643	2 = The Kentucky Classic (Rupp Arena   Lexington, Ky.)				
F-Throws made per game	11.0	7.7	* = Conference game				
REBOUNDS	326	190					
Rebounds per game	46.6	27.1					
Rebounding margin	+19.4	-					
ASSISTS	120	70					
Assists per game	17.1	10.0					
TURNOVERS	88	90					
Turnovers per game	12.6	12.9					
Turnover margin	+0.3	-					
Assist/turnover ratio	1.4	0.8					
STEALS	48	46					
Steals per game	6.9	6.6					
BLOCKS	36	18					
Blocks per game	5.1	2.6					
ATTENDANCE	111357	18132					
Home games-Avg/Game	6-18560	0-0					
Neutral site-Avg/Game	-	1-18132					

Score by Periods	1st	2nd	Totals
Kentucky	284	301	585
Opponents	210	213	423





**THE STAT CREW SYSTEM**  
**Kentucky Team Game-by-Game Comparison (as of Nov 29, 2021)**  
**All games**



Opponent	1st	2nd	Score	Mar	Total FG	FG Pct	3-Pointers	3FG Pct	Free Throws	FT Pct	Rebounds	Assist	T/Over	Block	Steal	Fouls
#9/9 Duke	35/39	36/40	71-79	(8)	29-77/31-60	.377/.517	7-18/1-12	.389/.083	6-7/16-23	.857/.696	44/35 +9	15/8	13/9	3/5	4/9	20/15
ROBERT MORRIS	46/30	54/30	100-60	+40	40-70/23-61	.571/.377	12-23/7-22	.522/.318	8-12/7-8	.667/.875	43/24 +19	24/11	10/14	10/3	8/7	8/12
MOUNT ST. MARY'S	38/27	42/28	80-55	+25	34-64/18-53	.531/.340	4-10/6-19	.400/.316	8-8/13-21	1000/.619	41/27 +14	15/8	12/16	6/6	9/7	17/7
RV/- OHIO	40/38	37/21	77-59	+18	29-60/22-60	.483/.367	3-16/8-24	.188/.333	16-17/7-10	.941/.700	53/17 +36	14/10	15/5	2/1	2/5	10/13
UALBANY	37/28	49/33	86-61	+25	32-59/24-70	.542/.343	5-15/7-25	.333/.280	17-22/6-13	.773/.462	48/24 +24	13/10	17/10	8/0	3/9	15/19
NORTH FLORIDA	37/23	49/29	86-52	+34	37-78/22-66	.474/.333	6-25/7-31	.240/.226	6-9/1-2	.667/.500	50/33 +17	23/12	15/21	4/2	13/7	7/9
CENTRAL MICHIGAN	51/25	34/32	85-57	+28	31-72/23-56	.431/.411	7-26/7-16	.269/.438	16-24/4-7	.667/.571	47/30 +17	16/11	6/15	3/1	9/2	14/18

Note: Game totals are displayed in the format TEAM/OPPONENT for each category