



KENTUCKY

2021-22 MEN'S BASKETBALL



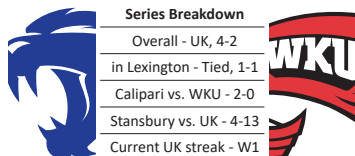
8 NATIONAL CHAMPIONSHIPS | MOST WINS IN COLLEGE BASKETBALL | 49 SEC TITLES | 31 SEC TOURNAMENT CHAMPIONSHIPS | 55 ALL-AMERICANS | 134 NBA DRAFT PICKS

WESTERN KENTUCKY (8-4) at #20/18 KENTUCKY (8-2)

Wednesday, Dec. 22 • 6 p.m. ET • Rupp Arena at Central Bank Center (20,500) • Lexington, Ky.

#TGT #BuiltDifferent #LaFamilia • @KentuckyMBB

THE MATCHUP



Series Breakdown

Overall - UK, 4-2
in Lexington - Tied, 1-1
Calipari vs. WKU - 2-0
Stansbury vs. UK - 4-13
Current UK streak - W1

John Calipari	Rick Stansbury
Overall Record: 792-235*	Overall Record: 404-230
Record at UK: 347-95	Record at WKU: 111-64
Overall Seasons: 30th	Overall Seasons: 20th
at Kentucky: 13th	at Western Kentucky: 6th

*on-court record

BY THE NUMBERS

2,335	All-time victories, the most in the NCAA
49	SEC regular-season titles in program history
9	Upperclassmen on roster, most in Calipari era
8	Double-doubles for Oscar Tshiebwe


TALE OF THE TAPE

UK	STAT	WKU
82.1	Points Per Game	78.6
62.2	Opp. Pts. Per Game	65.7
43.9	Rebounds PG	38.3
+16.5	Rebound Margin	+1.4
16.7	Assists PG	16.6
5.4	Blocks PG	6.6
6.8	Steals PG	9.3
.488	FG Pct.	.482
.398	Opp. FG Pct.	.382
.321	3-Pt. FG Pct.	.333
.284	Opp. 3-Pt. FG Pct.	.313
.734	FT Pct.	.702

A UK WIN WOULD ...

- Improve Calipari's record to 21-3 against teams from the state of Kentucky while at UK
- Move the Wildcats to 8-0 at Rupp Arena this season
- Be the ninth straight at home dating back to last season
- Move UK to 284-56 vs. AP unranked competition under Calipari
- Mark the Wildcats' ninth in the last 10 games

LAST GAME'S STARTERS



2

SAHVIR WHEELER

5-9 • 180 • GUARD • JUNIOR
HOUSTON | UNIVERSITY OF GEORGIA

Second in the country with 7.7 assists per game | Recorded 26 points, eight assists, four steals vs. UNC | Career-high 14 assists vs. North Florida | Preseason All-SEC First Team (media/coaches) | Bob Cousy Award preseason watch list




3

TYTY WASHINGTON JR.

6-3 • 197 • GUARD • FRESHMAN
PHOENIX | AZ COMPASS PREP

SEC Freshman of the Week (11/22) | Averaging 13.3 points, 4.4 rebounds and 3.4 assists per game | Two 20-point outings | Scored in double figures in every game of UK's seven-game winning streak | 14 assists over the last three games




31

KELLAN GRADY

6-5 • 205 • GUARD • GRADUATE
BOSTON | DAVIDSON COLLEGE

Team-best 23 3s on 44.2% 3-point shooting | Averaging 10.0 points per game | Preseason All-SEC Second Team (media/coaches) | Jerry West Award preseason watch list | Second-most returning points in college basketball (2,002)



12

KEION BROOKS JR.

6-7 • 210 • FORWARD • JUNIOR
FORT WAYNE, IND. | LA LUMIERE SCHOOL

Averaging 11.8 points, 4.9 rebounds per game | Shooting 46.9% on the season | Posted 22 points and eight rebounds vs. Ohio | Preseason All-SEC Second Team (media/coaches) | Scored in double figures in six games



34

OSCAR TSHIEBWE

6-9 • 255 • FORWARD • JUNIOR
LUBUMBASHI, D.R. OF THE CONGO | WEST VIRGINIA UNIV.

Leads nation in rebounds per game (14.2), offensive rebound percentage (24.7%), offensive rebounds per game (5.9) | UK Rupp Arena record 20 boards vs. Robert Morris | Team-best 16.3 scoring average | Eight double-doubles

STATISTICAL LEADERS

POINTS PER GAME		
UK	Oscar Tshiebwe	16.3
WKU	Jairus Hamilton	16.5
REBOUNDS PER GAME		
UK	Oscar Tshiebwe	14.2
WKU	Jamarion Sharp	7.8
ASSISTS PER GAME		
UK	Sahvir Wheeler	7.7
WKU	Dayvion McKnight	6.4
STEALS PER GAME		
UK	Sahvir Wheeler	1.6
WKU	Dayvion McKnight	2.1
BLOCKS PER GAME		
UK	Oscar Tshiebwe	1.7
WKU	Jamarion Sharp	4.8
3-POINTERS		
UK	Kellan Grady	23
WKU	Luke Frampton	25
FIELD-GOAL PERCENTAGE		
UK	Oscar Tshiebwe	.667
WKU	Jamarion Sharp	.692
FREE-THROW PERCENTAGE (min. 10 att.)		
UK	Sahvir Wheeler	.895
WKU	Sherman Brashear	.833

NEED TO KNOW

Through games on Dec. 18, Oscar Tshiebwe led the nation in rebounding (14.2) and offensive rebounding percentage (24.7%) and ranked second in double-doubles (eight). He has grabbed double-figure boards in all but one game

With Tshiebwe leading the charge, Kentucky leads the country in rebound margin (+16.5) and ranks first in offensive rounds per game (15.6) and second in rebounds per game (43.90)

Wheeler was named the SEC Player of the Week on Dec. 20 following a 26-point, eight-assist, four-steal game in a win over North Carolina

UK was originally slated to play Louisville on Wednesday but Western Kentucky replaced the Cardinals after UofL had to postpone because of COVID-19 results within its program

A charitable component from Wednesday's game will provide support for victims of the Western Kentucky tornadoes

SCHEDULE

OCTOBER

29 10/11 -/ ^ KENTUCKY WESLEYAN SECN W, 95-72

NOVEMBER

5 10/11 -/ ^ MILES COLLEGE SECN W, 80-71
9 10/11 9/9 vs. Duke¹ ESPN L, 79-71
12 10/11 -/ ROBERT MORRIS² SECN W, 100-60
16 13/11 -/ MOUNT ST. MARY'S² SECN W, 80-55
19 13/11 RV/ OHIO² SECN W, 77-59
22 10/13 -/ UALBANY SECN+ W, 88-61
26 10/13 -/ NORTH FLORIDA SECN W, 86-52
29 9/10 -/ CENTRAL MICHIGAN SECN+ W, 85-57

DECEMBER

7 10/12 -/ SOUTHERN³ SECN W, 76-64
11 10/12 -/ at Notre Dame ESPN L, 66-62
18 21/21 RV/RV vs. North Carolina⁴ CBS W, 98-69
22 20/18 -/ WESTERN KENTUCKY ESPN 6 p.m.
29 -/ -/ MISSOURI* SECN 7 p.m.
31 -/ -/ HIGH POINT SECN Noon

JANUARY

4 -/ -/ at LSU* ESPN 7 p.m.
8 -/ -/ GEORGIA* SECN 6 p.m.
11 -/ -/ at Vanderbilt* ESPN/2 7 p.m.
15 -/ -/ TENNESSEE* ESPN 1 p.m.
19 -/ -/ at Texas A&M* SECN 8:30 p.m.
22 -/ -/ at Auburn* CBS 1/1:30 p.m.
25 -/ -/ MISSISSIPPI STATE* ESPN 9 p.m.
29 -/ -/ at Kansas⁵ ESPN 6 p.m.

FEBRUARY

2 -/ -/ VANDERBILT* SECN 7 p.m.
5 -/ -/ at Alabama* ESPN/2 8 p.m.
8 -/ -/ at South Carolina* ESPN/2 7 p.m.
12 -/ -/ FLORIDA* ESPN/2 4 p.m.
15 -/ -/ at Tennessee* ESPN/2 9 p.m.
19 -/ -/ ALABAMA* CBS 1 p.m.
23 -/ -/ LSU* ESPN/2 9 p.m.
26 -/ -/ at Arkansas* CBS 2 p.m.

MARCH

1 -/ -/ OLE MISS* ESPN/2 7 p.m.
5 -/ -/ at Florida* CBS 2 p.m.

All times Eastern | *SEC conference game | HOME GAMES IN CAPS | ¹ Exhibition

² Champions Classic (New York | Madison Square Garden)

³ The Kentucky Classic (Rupp Arena | Lexington, Ky.)

⁴ Unity Series (Rupp Arena | Lexington, Ky.)

⁵ CBS Sports Classic (T-Mobile Arena | Las Vegas)

⁶ Big 12/SEC Challenge (Allen Fieldhouse | Lawrence, Kan.)

⁷ SEC Tournament (Bridgestone Arena | Nashville, Tenn.)

BROADCAST INFO

TELEVISION

Play-by-play: Karl Ravech
Analyst: Chris Spatola



HOME RADIO

Play-by-play: Tom Leach
Analyst: Mike Pratt








SATELLITE RADIO

Sirus: 138
XM: 191
SXM App: 962



TV CHART

							
0 JACOB TOPPIN	1 CJ FREDRICK	2 SAHVIR WHEELER	3 TYTY WASHINGTON JR.	4 DAIMION COLLINS	10 DAVION MINTZ	11 DONTAIE ALLEN	12 KEION BROOKS JR.
Junior Forward 6-9 200 Brooklyn, N.Y. Univ. of Rhode Island @Jtoppin0 @jtoppin_0	RS Junior Guard 6-3 190 Cincinnati University of Iowa @cj_fredrick @cj_fredrick5	Junior Guard 5-9 180 Houston University of Georgia @sahvir_ @sahvir_ <i>(sah-VEER)</i>	Freshman Guard 6-3 197 Phoenix AZ Compass Prep @tytywashington3 @tytywashington3	Freshman Forward 6-9 202 Atlanta, Texas Atlanta High School @CollinsDaimion @daimionfmetx	Graduate Guard 6-3 195 Charlotte, N.C. Creighton University @deemintz1 @davion <i>(mints)</i>	RS Sophomore Guard 6-6 205 Falmouth, Ky. Pendleton County HS @DontaieAllen11 @dontaieallen11 @dontaieallen1	Junior Forward 6-7 210 Fort Wayne, Ind. La Lumiere School @KeionB_12 @keionb

						
14 BRENNAN CANADA	20 ZAN PAYNE	23 BRYCE HOPKINS	25 KAREEM WATKINS	31 KELLAN GRADY	34 OSCAR TSHIEBWE	55 LANCE WARE
Junior Forward 6-6 198 Mount Sterling, Ky. George Rogers Clark HS @brennanc14 @brennanc14 @brennanc14	RS Junior Guard/Forward 6-4 215 Lexington, Ky. Lexington Catholic HS @young_payne2321 @alexander.payne23	Freshman Forward 6-6 220 Oak Park, Ill. Fenwick High School @BryceHopkins @brycehopkins	Sophomore Guard 5-8 170 Camden, N.J. Kingsway Regional HS @stink_cvp	Graduate Guard 6-5 205 Boston Davidson University @KellanGrady31 @kellangrady31	Junior Forward 6-9 255 Lubumbashi, D.R. of the Congo West Virginia Univ. @Oscartshiebwe34 @oscar_tshiebwe <i>(SHEE-bway)</i>	Sophomore Forward 6-9 225 Camden, N.J. Camden High School @lanceware12 @lance.ware

				
JOHN CALIPARI	BRUISER FLINT	ORLANDO ANTIGUA	CHIN COLEMAN	JAI LUCAS
Head Coach 13th Season @UKCoachCalipari @ukcoachcalipari @UKCoachCalipari <i>(cal-uh-PEAR-ee)</i>	Assoc. to the HC Second season at UK First season as associate to the head coach @brufint14	Associate Coach Sixth season at UK First season as associate to the head coach @CoachAntigua @coachantigua	Assistant Coach First season at UK First season as assistant	Assistant Coach/ Recruiting Coord. Second season at UK Second season as assistant @CoachLuc @jai.luc <i>(jay)</i>

Alphabetical Roster

NO.	NAME	POS.	HT.	WT.	CL.	HOMETOWN (PREVIOUS SCHOOL)
11	Dontaie Allen	G	6-6	205	RS-So.	Falmouth, Ky. (Pendleton County HS)
12	Keion Brooks Jr.	F	6-7	210	Jr.	Fort Wayne, Ind. (La Lumiere HS)
14	Brennan Canada	F	6-6	198	Jr.	Mount Sterling, Ky. (George Rogers Clark HS)
4	Daimion Collins	F	6-9	202	Fr.	Atlanta, Texas (Atlanta HS)
1	CJ Fredrick	G	6-3	190	RS-Jr.	Cincinnati (University of Iowa)
31	Kellan Grady	G	6-5	205	Gr.	Boston (Davidson University)
23	Bryce Hopkins	F	6-6	220	Fr.	Oak Park, Ill. (Fenwick HS)
10	Davion Mintz	G	6-3	195	Gr.	Charlotte, N.C. (Creighton University)
21	Zan Payne	G/F	6-4	215	RS-Jr.	Lexington, Ky. (Lexington Catholic HS)
0	Jacob Toppin	F	6-9	200	Jr.	Brooklyn, N.Y. (University of Rhode Island)
34	Oscar Tshiebwe	F	6-9	255	Jr.	Lubumbashi, Democratic Republic of the Congo (West Virginia University)
55	Lance Ware	F	6-9	225	So.	Camden, N.J. (Camden HS)
3	TyTy Washington Jr.	G	6-3	197	Fr.	Phoenix (AZ Compass Prep)
25	Kareem Watkins	G	5-8	170	So.	Camden, N.J. (Kingsway Regional HS)
2	Sahvir Wheeler	G	5-9	180	Jr.	Houston (University of Georgia)

On the Bench

Head Coach: John Calipari (Clarion, 1982)
Associate to the Head Coach: James "Bruiser" Flint (St. Joseph's, 1987)
Associate Coach: Orlando Antigua (Pittsburgh, 1995)
Assistant Coaches: Ronald "Chin" Coleman (Lamar, 1997), Jai Lucas (Texas, 2011)
Assoc. AD/Basketball Operations: Chris Woolard (UCLA, 1997)
Director of Player Development: TJ Beisner (Kentucky, 2008)
Director of Basketball Admin.: Will Barton (Kentucky, 2013)
Strength and Conditioning Coach: Robert Harris (Kentucky State, 2009)
Head Athletic Trainer: Geoffrey Staton (North Carolina, 2007)
Equipment Manager: Mark Evans (Kentucky, 2013)
Graduate Assistant Coaches: Brad Calipari (Kentucky, 2019), Riley Welch (Kentucky, 2021)



POLLS, STATS, MEDIA INFO

Weekly Media Schedule

all times ET unless indicated otherwise

21 Tue. Practice: 2:30 p.m. Media opportunity: Calipari, players Virtual 1 p.m.	22 Wed. vs. WKU 6 p.m. Rupp Arena ESPN	23 Thu. Players home for a break No media availability	24 Fri. Players home for a break No media availability	25 Sat. Players home for a break No media availability	26 Sun. Players home for a break No media availability	27 Mon. Practice: 2:30 p.m. John Calipari Show UK Sports Network 6 p.m.
--	---	---	---	---	---	---

Communications & PR Staff



Eric Lindsey
Director
Cell - 859.619.0944
Email - eric.lindsey@uky.edu



Deb Moore
Associate Director
Cell - 859.559.5781
Email - deb.moore@uky.edu

Media Information

CREDENTIAL REQUESTS

Requests for single-game credentials will open **14** days prior to the deadline date and close **five** days prior to game day online at sportssystem.com/Kentucky.

CREDENTIAL CRITERIA

The University of Kentucky's decision to issue credentials to a media outlet for the purposes of covering a UK basketball home or away event is determined by a variety of factors. They include the following:

- Priority is given to outlets based on circulation size/household reach/unique site visitors
- Additional consideration is based on amount of original content generated, number of full-time employees of the outlet, length of existence of the outlet and the journalist experience of the reporter(s)
- Attendance at Kentucky media sessions, including Olympic sport opportunities and the intention/ability to cover all 22 sports at Kentucky both at home and on the road, also is considered
- Professionalism, which includes is not limited to conduct at games, press conferences, practices, on social media, etc.

Being granted credentials at another institution/event does not equate to meeting the criteria for the University of Kentucky. Being granted credentials for one UK event does not guarantee approval for other UK events. The University of Kentucky has the right to deny or revoke credentials under its own discretion. Credentialing also is dependent on space availability.

INTERVIEW POLICIES-GENERAL

All interviews with University of Kentucky basketball players or staff members must be arranged through the Communications and Public Relations office. Media should never contact a player or coach directly.

The Wildcat Coal Lodge, dormitories, team locker rooms and other team quarters are private team areas. Media members are not permitted in these areas unless accompanied by appropriate university personnel.

PRACTICE/PRESS CONFERENCES

Other than announced exceptions, UK basketball practices are closed to the media.

Player interviews are conducted pregame weekly and will be available to all UK media. UK will accept requests for player interviews, but they must be submitted 24 hours prior to the scheduled availability.

Coach John Calipari will meet with members of the media at least once a week in the Memorial Coliseum Media Room.

Game-day shoot-arounds are closed to the media.

TELEPHONE PLAYER INTERVIEWS

Telephone interviews are available to the media on a call-back basis. Individual player and coach telephone numbers will not be given to members of the media.

Players are instructed not to conduct interviews when contacted directly by telephone. The Communications and Public Relations office will arrange for telephone interviews at a time most convenient for the student-athlete.

Other special requests are handled on a case-by-case basis.

POSTGAME INTERVIEWS

Following each game, there is a cooling-off period, during which time the players shower and dress. Approximately 10 minutes after the game ends, Coach Calipari conducts his postgame press conference while a player speaks to the UK Sports Network.

Following Coach Calipari's press conference in the Rupp Arena interview room and the cooling-off period, selected UK players are available in the interview room.

The Polls

Associated Press Top 25 Week of Dec. 20

1. Baylor (60)
2. Duke
3. Purdue
4. Gonzaga
5. UCLA
6. Arizona (1)
7. Kansas
8. Southern Cal
9. Iowa State
10. Alabama
11. Michigan State
12. Auburn
13. Houston
14. Ohio State
15. Seton Hall
16. Texas
17. LSU
18. Xavier
19. Tennessee
20. **Kentucky**
21. Colorado State
22. Providence
23. Villanova
24. Wisconsin
25. Texas Tech

Receiving Votes: Oklahoma, West Virginia, UConn, Illinois, Loyola Chicago, Michigan, Arkansas, BYU, North Carolina, San Francisco, Wake Forest, Virginia Tech, Oklahoma State, Iowa, Minnesota, Creighton, Memphis

USA Today Coaches Poll Week of Dec. 20

1. Baylor (32)
2. Duke (1)
3. Purdue
- T4. Gonzaga
- T4. Arizona
6. UCLA
7. Kansas
8. Iowa State
9. Southern Cal
10. Michigan State
11. Alabama
12. Auburn
13. Ohio State
14. Houston
15. Seton Hall
16. LSU
17. Texas
18. **Kentucky**
19. Tennessee
20. Xavier
21. Colorado State
22. Villanova
23. Providence
24. Wisconsin
25. Texas Tech

Receiving Votes: Arkansas, UConn, Illinois, West Virginia, Oklahoma, Loyola Chicago, Minnesota, San Francisco, Wake Forest, Saint Mary's, BYU, Florida, Michigan, Indiana

UK in the Rankings

Team Rankings

Category	Stat	SEC [NCAA]
Scoring	82.1	2nd [16th]
Scoring Defense	62.2	T6th [59th]
Scoring Margin	+19.9	3rd [10th]
Free-Throw %	.734	3rd [91st]
Field-Goal %	.488	1st [20th]
Field-Goal % Def.	.398	7th [71st]
3-Point FG %	.321	6th [247th]
3-Point FG % Def.	.284	4th [42nd]
Rebounds Per Game	43.90	1st [2nd]
Opponent Rebs. Per Game	27.40	1st
Rebounding Margin	+16.5	1st [1st]
Blocks Per Game	5.4	5th [29th]
Assists Per Game	16.7	2nd [33rd]
Steals Per Game	6.8	13th [197th]
Turnover Margin	+0.7	10th [163rd]
Assist-to-TO Ratio	+1.43	3rd [30th]
Off. Rebs. Per Game	15.60	1st [1st]
Def. Rebs. Per Game	28.30	3rd [56th]
Def. Rebound %	.771	3rd
Off. Rebound %	.451	1st
3-Point FG Per Game	6.0	T12th [285th]

Individual Rankings

Category/Player	Stat	SEC [NCAA]
Assist-to-TO Ratio/Wheeler	2.48	5th [59th]
Assist-to-TO Ratio/Washington	2.00	8th [124th]
Assists Per Game/Wheeler	7.7	1st [2nd]
Assists Per Game/Washington	3.4	12th [238th]
Blocks Per Game/Tshiebwe	1.70	4th [76th]
Blocks Per Game/Collins	1.40	7th [126th]
Def. Rebs. Per Game/Tshiebwe	8.30	1st [5th]
Double-Doubles/Tshiebwe	8	1st [2nd]
Double-Doubles/Wheeler	2	T7th [113th]
Double-Doubles/Washington	1	T15th [244th]
Field-Goal Pct./Tshiebwe	.667	1st [4th]
Field-Goal Pct./Washington	.470	6th [171st]
Free-Throw Pct./Tshiebwe	.711	15th [320th]
Minutes Per Game/Wheeler	31:41	6th [283rd]
Off. Rebs. Per Game/Tshiebwe	5.90	1st [1st]
Points Per Game/Tshiebwe	16.3	6th [140th]
Points Per Game/Washington	13.78	15th [324th]
Rebounds Per Game/Tshiebwe	14.2	1st [1st]
Steals Per Game/Wheeler	1.60	17th [198th]
3-Point FGs Per Game/Grady	2.30	4th [166th]

through games on Dec. 18

SEC Standings

Team	SEC Record	Overall Record	Games Back
LSU	0-0 (.000)	11-0 (1.000)	-
Auburn	0-0 (.000)	10-1 (.909)	-
Alabama	0-0 (.000)	9-2 (.818)	-
Arkansas	0-0 (.000)	9-2 (.818)	-
Kentucky	0-0 (.000)	8-2 (.800)	-
Tennessee	0-0 (.000)	8-2 (.800)	-
Texas A&M	0-0 (.000)	8-2 (.800)	-
Florida	0-0 (.000)	8-3 (.727)	-
Mississippi State	0-0 (.000)	8-3 (.727)	-
Ole Miss	0-0 (.000)	8-3 (.727)	-
South Carolina	0-0 (.000)	8-3 (.727)	-
Vanderbilt	0-0 (.000)	6-4 (.600)	-
Missouri	0-0 (.000)	6-5 (.545)	-
Georgia	0-0 (.000)	4-6 (.400)	-

through games on Dec. 19

Upcoming in the SEC

Contest	Time	TV Network
Dec. 21-27		
Tuesday, Dec. 21		
Samford at Ole Miss	4 p.m.	SEC Network+
Northwestern State at Texas A&M	6 p.m.	SEC Network+
Davidson vs. Alabama	6 p.m.	SEC Network+
Winthrop vs. Mississippi State	7 p.m.	
Elon at Arkansas	7 p.m.	SEC Network
Wednesday, Dec. 22		
Stony Brook at Florida	2 p.m.	SEC Network+
Army at South Carolina	3 p.m.	SEC Network+
Murray State at Auburn	6 p.m.	SEC Network
Western Kentucky at Kentucky	6 p.m.	ESPN
Arizona at Tennessee	7 p.m.	ESPN2
ETSU at Georgia	7 p.m.	SEC Network+
Lipscomb at LSU	8 p.m.	SEC Network
Illinois vs. Missouri	9 p.m.	Big Ten Net.
Vanderbilt at Hawai'i	11 p.m.	ESPN2
Thursday, Dec. 23		
Vanderbilt vs. BYU/South Florida	TBD	
Thursday, Dec. 25		
Vanderbilt vs. TBD	TBD	

All times Eastern



NOTES

Quick Facts

GENERAL INFORMATION

Location: Lexington, Ky.
Enrollment: 31,800
Founded: 1865
Colors: Blue and White
Nickname: Wildcats
Conference: Southeastern Conference
All-Time Record: 2,335-730-1 (76.2%)
Arena: Rupp Arena (20,500)
Rupp Arena Record: 622-77 (89.0%) - 46th season
NCAA Championships: 8 (1948, '49, '51, '58, '78, '96, '98, 2012)
NCAA Runners-Up: 4 (1966, '75, '97, 2014)
NCAA Tournament Record: 129-52 (71.3%)
Last NCAA Appearance: 2019, Elite Eight
President: Dr. Eli Capilouto (Alabama, 1971)
Athletics Director: Mitch Barnhart (Ottawa, 1981)
MBB Administrator: Kevin Sergent (UNC, 2004)
Head Coach: John Calipari (Clarion, 1982)
Calipari On-Court Record: 792-235 (77.1%)
Calipari UK Record: 347-95 (78.5%)
Athletics Phone Number: 859.257.8000
Starters Returning/Lost: 1/4
Players Returning/Lost: 8/7

Honoring the Cats

Keion Brooks Jr.

- Kentucky Classic All-Tournament Team
- Naismith Trophy Preseason Watch List
- Preseason All-SEC Second Team (Media/Coaches)

Kellan Grady

- John R. Wooden Award Preseason Watch List
- Naismith Trophy Preseason Watch List
- Lute Olson Award Preseason Watch List
- Jerry West Award Preseason Watch List
- Preseason All-SEC Second Team (Media/Coaches)

Oscar Tshiebwe

- Kentucky Classic MVP
- ESPN Preseason Top 25 List
- Kareem Abdul-Jabbar Award Preseason Watch List
- Preseason All-SEC Second Team (Media/Coaches)

TyTy Washington Jr.

- SEC Freshman of the Week (Nov. 22)
- Kentucky Classic All-Tournament Team
- John R. Wooden Award Preseason Watch List
- Naismith Trophy Preseason Watch List
- Lute Olson Award Preseason Watch List
- 247Sports Preseason Freshman All-America Team

Sahvir Wheeler

- SEC Player of the Week (Dec. 20)
- NCAA March Madness National Player of the Week (Dec. 20)
- Bob Cousy Award Preseason Watch List
- Preseason All-SEC First Team (Media/Coaches)

Western Kentucky Replaces Louisville as Wednesday Opponent

Kentucky will host Western Kentucky on Wednesday at 6 p.m. at Rupp Arena in place of the originally scheduled rivalry game vs. Louisville. The game will remain on ESPN.

UK's game vs. Louisville was postponed Monday morning due to positive COVID-19 results within the UofL program. Officials from Kentucky and Louisville will monitor opportunities in which the teams can reschedule the annual rivalry game.

With an open date, Kentucky and Western Kentucky will meet for the first time since the 2012 NCAA Tournament. UK Athletics is working on a charitable component from the game that will provide support for those who were affected by the tornadoes.

"We have now dealt with COVID-related issues the last two scheduled games. I am very appreciative of the University of North Carolina and Western Kentucky University for working with us quickly to complete our schedule," said Mitch Barnhart, UK Director of Athletics. "I know our fans were looking forward to the game with our intrastate rival. In lieu of that game, Western Kentucky and the University of Kentucky will come together to provide some relief for our state as we work through the tragedy of the last couple of weeks in Western Kentucky."

Tickets and parking permits for the original Wednesday game vs. Louisville will now be valid for the replacement game vs. Western Kentucky. Ticket holders do not need to take further action. Mobile ticket management features, including the ability to post tickets for resale, will be available to ticket holders through their My UK Account, the UK Athletics app, and Ticketmaster. Students may access their mobile tickets through their My UK Athletics Student Account.

UK ticket holders will receive communication via email if additional changes are made to Kentucky's schedule throughout the season. Given the current unknowns related to postponed games getting rescheduled or canceled games getting replaced, UK Athletics appreciates the continued support, flexibility and understanding of its ticket holders. If circumstances change during the season and games are canceled and not rescheduled, UK Athletics will evaluate credit and refund options for the ticket portion of payment at the conclusion of the season.

"We were all disappointed to learn we won't be able to play Louisville on Wednesday, but I am thrilled we were able to come together quickly and put this game together for everyone in this state," UK head coach John Calipari said. "I want to thank Western Kentucky for working with us on short notice. Not only will this be a great test for our team, but we will be able to provide aid to the Western Kentucky region and lift the spirits of some special people who really need it."

Western Kentucky is 8-4 this season and has won three straight games after defeating Louisville on Saturday in Bowling Green. The Hilltoppers have four players averaging double figures, led by senior forward Jairus Hamilton with 16.5 points and 6.5 rebounds per game. Sophomore guard Davion McKnight is adding 14.1 points, 6.6 rebounds and 6.4 assists per contest. Jamarion Sharp, at 7-foot-5, is the tallest player in college basketball and leads the country with 4.8 blocks per game. In the win vs. the Cardinals on Saturday, graduate guard Camron Justice scored 25 points.

Wednesday's matchup will mark just the seventh all-time meeting between the two schools. UK leads the series 4-2, but the series is tied 1-1 in Lexington. The Wildcats won the last matchup, 81-66, in Louisville in Kentucky's first game of the 2012 NCAA Tournament run that culminated in the school's eighth national championship. The last time UK and WKU met in Rupp Arena, the Hilltoppers knocked off the Wildcats 64-52 in the 2001-02 season opener.

'Kentucky United' Telethon Raises Millions for Tornado Relief

Big Blue Nation proved last week that its passion goes far beyond just the athletic fields.

The University of Kentucky athletic department, along with JMI Sports and WLEX-TV, produced a "Kentucky United for Tornado Relief" telethon that helped generate more than \$3 million (with matching funds) to assist victims of the devastating tornadoes that ravaged through the state last week. One hundred percent of the proceeds will go to the American Red Cross to aid in the relief efforts in Kentucky and to benefit the victims of the catastrophic event.

With donations still coming in at the conclusion of the telethon, the tabulation had reached \$3,031,241. Through Monday, with the online portal donation remaining opening through December, the number was nearing \$4.5 million. Donations can continue to be sent in to [redcross.org/donate/cm/wlxtv-pub.html](https://www.redcross.org/donate/cm/wlxtv-pub.html) or by mailing a check to the American Red Cross (Attn: Kentucky Tornadoes; 1450 Newton Pike, Lexington, KY 40511).

Every head coach who was in Lexington during the broadcast of the telethon volunteered his or her time. The coaches teamed with UK student-athletes, who took time off during exam week to handle the multitude of telephone calls.

"On an incredible night, the Big Blue Nation and all of Kentucky continue to show the special bond that exists throughout the people of the Commonwealth," said Mitch Barnhart, UK Director of Athletics. "As relief organizations and volunteers continue to help rebuild the lives of so many, we are thankful to all who contributed to the telethon, the volunteers who made it happen, the American Red Cross, WLEX and JMI Sports. When you raise more than \$3 million in four hours through the hearts of wonderful people who care so deeply about those who are hurting, it's really special."

"We will continue to find ways to help rebuild, restore, heal and return stronger than before. Our hearts extend this hope and promise to the people of Western Kentucky."

In addition to Calipari and his wife, Ellen, contributing to the cause, several former players also provided support, including: Bam Adebayo (2017), Eric Bledsoe (2010), Devin Booker (2015), Willie Cauley-Stein (2013-15), DeMarcus Cousins (2010), Enes Freedom (2011), Tyrese Maxey (2020), Malik Monk (2017), Jamal Murray (2016), Julius Randle (2014), Karl-Anthony Towns (2015) and John Wall (2010).

Ohio State head men's basketball head coach Chris Holtmann, a native of nearby Nicholasville, Kentucky, called in to announce a \$50,000 donation. UK was originally scheduled to play OSU in the CBS Sports Classic but the matchup was canceled due to COVID-19 results in the Ohio State program. Additional notable contributions came from Iowa Hawkeyes' head football coach Kirk Ferentz and Steve Hogan the CEO of the Citrus Bowl. The Wildcats will play the Hawkeyes in the Citrus Bowl on Jan. 1.

Kentucky United was broadcast by WLEX-TV, with assistance from JMI Sports, as University of Kentucky Athletics hosted the event at the Kentucky Farm Bureau Recruiting Room at Kroger Field.

Spearheaded by Calipari, UK has held three previous telethons to assist with natural disasters. In 2010, Kentucky and Calipari used a telethon to raise more than \$1 million for victims of the devastating earthquake in Haiti. UK followed that up with another telethon in 2012 that generated \$1 million for victims of Superstorm Sandy, and again in 2017 following Hurricane Harvey that devastated the city of Houston. Calipari also helped raise funds for West Liberty, Kentucky, after tornadoes ravaged the town in 2012.

Kentucky United Toy Drive Still Slated for Wednesday

The Kentucky United Toy Drive, which was originally scheduled for the Louisville game, is still scheduled for Wednesday's game vs. Western Kentucky. The toy drive was initiated by Kentucky First Lady Brittainy Beshear.

New, unwrapped toys in original packaging or \$25 VISA or Mastercard gift cards will be collected and donated to families in Western Kentucky in need following the tragic tornadoes last week. The UK Police Department is working with UK Athletics on collection and distribution of the donated items.

UK will accept donations at all entrances of Rupp Arena during the game. Free admission with a donation cannot be offered due to



NOTES

2021-22 Lead-Deficit Comparison

Opponent	Biggest Lead	Biggest Deficit	Biggest Run	Changes	Ties	Led	Trailed	Result
vs. Duke	1 (2nd)	15 (2nd)	11-0	8	2	2:07	35:46	L, 79-71
ROBERT MORRIS	44 (2nd)	-	11-0	0	0	39:43	0:00	W, 100-60
MOUNT ST. MARY'S	31 (2nd)	3 (1st)	18-0	7	2	34:55	4:06	W, 80-55
OHIO	20 (2nd)	8 (1st)	9-0	6	8	17:09	17:05	W, 77-59
ALBANY	26 (2nd)	1 (1st)	10-0	2	0	38:46	0:12	W, 86-61
NORTH FLORIDA	37 (2nd)	5 (1st)	10-0	2	3	28:44	8:24	W, 86-52
CENTRAL MICHIGAN	34 (2nd)	1 (1st)	16-0	2	0	38:50	0:18	W, 85-57
SOUTHERN	14 (2nd)	7 (1st)	9-0	6	5	27:01	10:04	W, 76-64
at Notre Dame	5 (2nd)	5 (2nd)	6-0	15	7	26:10	7:59	L, 66-62
vs. North Carolina	35 (2nd)	2 (1st)	10-0	1	1	38:10	0:14	W, 98-69
WESTERN KY.								
MISSOURI*								
HIGH POINT								
at LSU*								
GEORGIA*								
at Vanderbilt*								
TENNESSEE*								
at Texas A&M*								
at Auburn*								
MISSISSIPPI STATE*								
at Kansas								
VANDERBILT*								
at Alabama*								
at South Carolina*								
FLORIDA*								
at Tennessee*								
ALABAMA*								
LSU*								
at Arkansas*								
OLE MISS*								
at Florida*								
BIGGEST/MOST	44	15	18-0	15	8	39:43	35:46	
TOTALS						291:35	83:08	

limited availability.

The toy donation is in conjunction with the "Kentucky United for Tornado Relief" telethon that UK Athletics, WLEX-TV and JMI Sports hosted earlier this week.

The toy drive kicked off Sunday for the UK women's basketball game vs. USC Upstate at Memorial Coliseum.

Calipari Helps Deliver Shoes to Western Kentucky

John Calipari, UK Athletics Director Mitch Barnhart, and former players Jack "Goose" Givens and Darius Miller joined Kentucky Gov. Andy Beshear and Lt. Gov. Jacqueline Coleman in Western Kentucky on Sunday morning to hand out shoes to Kentucky residents displaced by the tornadoes last week.

The shoes were provided by Samaritan's Feet, an organization that provides shoes in need. Samaritan's Feet CEO Manny Ohonme also made the trip to deliver the shoes.

Approximately 5,000 pairs of shoes were on site for the two stops at Lake Barkley and Pennyrite state parks with another 5,000 on the way.

Beshear said on Saturday that 944 people were being housed by the state after their homes were affected by the tornadoes. Nearly all seven state parks were at capacity as of Friday.

"The damage in the area is obvious and devastating, but buildings can be rebuilt," Calipari said of the visit. "Our focus right now is on the people in that area and the enormous toll this has taken on them. How can we lift spirits and let people know we care for them and are there for them."

UK Blasts UNC in Rescheduled CBS Sports Classic

LAS VEGAS - Kentucky coach John Calipari gave a simple message to Sahvir Wheeler before the Wildcats' showdown with North Carolina, both individually and in front of the team: "Lead us."

Whether or not he produced offensively, Calipari pleaded with the team's fourth-leading scorer who was averaging 9.9 points per game entering the game. Saturday, he led, on a stage he cherished.

Wheeler scored a season-high 26 points and No. 21/21 Kentucky beat North Carolina 98-69 on Saturday in the CBS Sports Classic.

"As players, not many people get the opportunity to play against a Duke, a Carolina, and later we play Kansas — all in one year," Wheeler said. "I'm just super excited, super grateful to be here (and) have the opportunity to play against those types of programs. At the end of the day we just wanted to come here and win, and we did that."

Wheeler, who shot a season-best 80% (12 of 15) from the floor, was one of four Wildcats to score in double figures in Kentucky's first victory away from Rupp Arena.

Oscar Tshiebwe added 16 points and 12 rebounds for the Wildcats (8-2), while Kellan Grady had 18 points and Keion Brooks Jr. had 10.

"That's by far the best we've played and we're still trying to figure it out," Calipari said. "Sahvir hasn't been close to that, maybe the Duke game."

The Tar Heels (8-3) had kept five straight opponents below 64 points. They were held to their lowest scoring output of the season.

Armando Bacot led North Carolina with 22 points and 10 rebounds, while RJ Davis had 10 points.

Ranked seventh in the country in 3-point percentage (40.9%) coming in, the Heels were a dismal 1 for 13 (7.7%) from long range.

The Wildcats disrupted North Carolina's offensive sets to create turnovers, dominated the offensive glass and hit 54.2% (39 of 72) from the floor.

Kentucky limped into the game near the bottom of the rankings from 3-point range but buried 8 of 15 (53.3%) from beyond the arc — its best long-range shooting display this season.

The CBS Sports Classic was reshuffled days in advance due to COVID-19 to line up Kentucky against North Carolina for the second straight season.

Kentucky was previously scheduled to play Ohio State, but the game was canceled Thursday due to positive COVID-19 test results within the Buckeyes program. North Carolina was scheduled to play UCLA, but the Bruins have had ongoing COVID-19 issues.

North Carolina won last season's matchup 75-63 in Cleveland, but the Wildcats had no trouble Saturday on Las Vegas Boulevard, winning for the sixth time in nine matchups overall in the Blueblood series.

For the first time this season the Wildcats were outrebounded (33-28)

- The Wildcats' 29-point margin was the second largest margin in the series' history. UK's 39-point win on Jan. 9, 1950 is the largest. Kentucky won that game 83-44
- The Wildcats are now 4-4 in the CBS Sports Classic, including 3-1 vs. North Carolina. The Tar Heels lead the four-team event with a 5-3 mark, but the Wildcats have handed the Tar Heels all three of their losses in the annual event
- In a battle of two of the nation's best rebounding teams, the Wildcats flexed their muscles by beating the bigger, taller Tar Heels 44-26. Ken-



NOTES

tucky entered the game No. 1 in the country with a plus-16.3 rebounding margin. UNC was ranked 13th coming into Saturday with a plus-10.7 edge per game

- The Wildcats grabbed 17 offensive rebounds that led to 15 second-chance points
- Kentucky dished out 20 assists with nine turnovers
- According to Big Blue History, Wheeler is the first player in school history with at least 26 points, at least eight assists and at least four steals in a game. His 26 points were the best by any UK player this season
- Tshiebwe moved back into second in the country with eight double-doubles while also recording his ninth double-figure rebounding game of the season

Best in the Bluegrass

Kentucky is 20-3 against in-state foes with John Calipari at the helm, including an 11-3 mark vs. Louisville.

Two of the victories over the Cardinals were during postseason play. The Wildcats have won all six meetings played inside Rupp Arena, including a 29-point win in 2017-18, the third-largest margin of victory in the history of the series. Uoofl's three wins are by a combined nine points.

Here is a list of the meetings between the state's two premier programs in the Calipari era:

- Jan. 2, 2010 - UK won 71-62 at Rupp Arena
- Dec. 31, 2010 - UK won 78-63 at the KFC Yum! Center
- Dec. 31, 2011 - UK won 69-62 at Rupp Arena
- March 31, 2012 - UK won 69-61 at the Superdome (NCAA Final Four in New Orleans)
- Dec. 29, 2012 - Louisville won 80-77 at the KFC Yum! Center
- Dec. 28, 2013 - UK won 73-66 at Rupp Arena
- March 28, 2014 - UK won 74-69 at Lucas Oil Stadium (NCAA Sweet Sixteen in Indianapolis)
- Dec. 27, 2014 - UK won 58-50 at the KFC Yum! Center
- Dec. 26, 2015 - UK won 75-73 at Rupp Arena
- Dec. 21, 2016 - Louisville won 73-70 at the KFC Yum! Center
- Dec. 29, 2017 - UK won 90-61 at Rupp Arena
- Dec. 29, 2018 - UK won 71-58 at the KFC Yum! Center
- Dec. 28, 2019 - UK won 78-70 (OT) at Rupp Arena
- Dec. 26, 2020 - Louisville won 62-59 at KFC Yum! Center

Time to Hone In

After a fast and furious start to open the season, the quantity of games eases up in December, giving way to an important opportunity for more time on the practice court.

After playing seven games in 21 days to begin the season, the Wildcats are in a stretch where they are playing just six games in a 32-day period.

What does that all mean? More practice opportunities and more time for John Calipari to really get his hands on this team. This is usually the time of the season when Calipari's teams make the biggest development because Calipari particularly enjoys being able to work in practice for a week, play a game, evaluate, and then return to practice for a week to continue to build.

Learning will be at its peak with the start of what Calipari likes to call "Camp Cal." During this time period, when there are no restrictions on practice hours and the players are free of academic responsibilities, the Wildcats often practice two times a day and sometimes even three if one includes a workout session with strength and conditioning coach Robert Harris. With no responsibilities outside of practice, Calipari likes the team to be together focusing on basketball for as much of the break as possible.

In between practices, Calipari will sometimes have the players over to his house to eat and

rest. In the evenings, the team will go out together to eat most nights. The team will basically eat, sleep and drink basketball during Camp Cal -- something the Wildcats were unable to do a season ago with the COVID-19 pandemic rampant.

The season-ending results clearly show the improvement of Calipari's teams in December. As successful as Calipari's teams have been in the nonconference portion of their schedule every season, UK has won six regular-season Southeastern Conference titles in 12 seasons under Calipari and another six SEC Tournament championships.

Camp Cal will commence with the first day of classes beginning on Jan. 10, which is about a week earlier than normal.

'Big O' Making Big Impression on the Boards

When Oscar Tshiebwe told everyone before the season that his goal was to average 20 rebounds per game, it was understandable for everyone to chuckle and chalk it up to a little hyperbole.

"We all laughed," teammate Davion Mintz said. "Like, c'mon man. Twenty rebounds?"

Nobody -- most notably opponents -- is laughing now.

In his first two games, "Big O," as his teammates call him, snatched 20 rebounds vs. both No. 9/9 Duke and in the home-opening win against Robert Morris.

"Now, it's normal," Mintz said. "We're expecting him to get 20."

That might be a little unreasonable considering the attention the opposition is paying him now, but Tshiebwe's 14.2 rebounds per game leads the country. The last player in school history to average 14.0 boards per game in a season at Kentucky was Ed Beck with 14.1 in the 1956-57 season. Bob Burrow's owns the Kentucky single-season record of 17.7 rebounds per game, which was set during the 1954-55 season.

Only two players under John Calipari have averaged double-figure rebounds for a season: Anthony Davis (2012) and Julius Randle (2014) both hauled in 10.4 per game.

"Everybody wants to do fancy, different things, but for me, rebounding means a lot," Tshiebwe said. "Rebounding can help your team to win the game. You give one more chance to your team. Since I figured it out, if I have to fight, I have to work for the rebound, I'm going to fight for that rebound like no one believes."


Tshiebwe's focus on rebounding has paid dividends with second-chance scoring opportunities. He is also contributing a team-best 16.3 points per game (despite going scoreless vs. Ohio because of a foul-plagued first half) with eight double-doubles, ranked second in the country (through games on Dec. 18).

Tshiebwe is more than just a rebounding machine. He has scored at least 20 points in four of 10 games, including a career-high 25 points at Notre Dame on an effective 11-of-14 shooting night. He was the first UK player to register three straight games of 20 or more points since Immanuel Quickley in February of 2020. He was also the first Wildcat to score at least 25 points in a game since Quickley had 30 at Texas A&M on Feb. 25, 2020, before Sahvir Wheeler did it the very next game.

Some of Tshiebwe's absurd rebounding numbers include:

- His 80 rebounds through the first five games were the most by a Southeastern Conference player in any five-game span since Ben Simmons during the 2015-16 season
- His 56 rebounds in his first three games were the most by a Wildcat to start a career since at least 1956-57 (as far back as comprehensive box scores go)
- His 56 boards through the first three games were the third-most through three games over the past 25 seasons in all of college basketball, behind only Kansas State's Michael Beasley (60, 2007) and Oklahoma's Blake Griffin (58, 2008)
- He is responsible for 32.9% of all of UK's rebounds thus far. Taking away team rebounds, that number jumps to 36.4%
- He is the first Wildcat with four straight double-doubles since Randle had four straight in March 2014

Measurables



Wing Span

1. Daimion Collins - 7'5"
2. Oscar Tshiebwe - 7'4"
3. Dontaie Allen - 7'2.50"
- T4. Keion Brooks Jr. - 7'1"
- T4. Lance Ware - 7'1"

Max Vertical

1. Jacob Toppin - 42.5"
2. Daimion Collins - 42.0"
3. Davion Mintz - 39.0"
4. Kareem Watkins - 38.5"
5. Sahvir Wheeler - 38.0"

Hand Width

1. Dontaie Allen - 11.5"
2. Oscar Tshiebwe - 10.75"
3. Keion Brooks Jr. - 10.5"
4. Bryce Hopkins - 10.25"
- T5. Daimion Collins - 9.75"
- T5. Kellan Grady - 9.75"
- T5. Jacob Toppin - 9.75"
- T5. Lance Ware - 9.75"

3/4-Court Sprint

1. Davion Mintz - 2.81
2. Oscar Tshiebwe - 3.20
3. Sahvir Wheeler - 3.22
- T4. Daimion Collins - 3.29
- T4. Kareem Watkins - 3.29

185-Pound Bench

1. Oscar Tshiebwe - 16 reps
2. Davion Mintz - 15 reps
3. Kellan Grady - 13 reps
4. Sahvir Wheeler - 11 reps
- T5. Lance Ware - 8 reps
- T5. Kareem Watkins - 8 reps

All-Time Winningest Schools		
SCHOOL	WINS	LOSSES
1. Kentucky	2,335	729
2. Kansas	2,332	872
3. North Carolina	2,302	832
4. Duke	2,224	905
5. Temple	1,951	1,112
6. Syracuse	1,945	937
7. UCLA	1,936	875
8. Notre Dame	1,919	1,060
9. St. John's	1,895	1,058
10. Indiana	1,878	1,078

through games on Dec. 18



NOTES

- With 24 points and 16 rebounds vs. Mount St. Mary's, he became the first Wildcat with at least 20 points and at least 15 rebounds in a game since Nick Richards posted 25 points and 15 boards vs. Fort Wayne on Nov. 22, 2017. With 20 points and 16 rebounds against Central Michigan, he's now already achieved the 20-15 mark twice this season
- His 20 boards vs. Duke set a Champions Classic record and marked the most rebounds for any Wildcat in their debut
- When he snared 20 boards against Robert Morris, it tied for the most by a Kentucky player in Rupp Arena history (Chris Mills had 20 vs. Miami [Ohio] on Dec. 17, 1988, and Jared Prickett pulled down 20 vs. Arkansas on Feb. 9, 1994). Only LSU's Shaquille O'Neal has totaled more in Rupp Arena history. The Hall of Famer grabbed 21 boards vs. UK on Feb. 15, 1990
- His 22 offensive rebounds tied Louisiana Tech's Paul Millsap for the most by an NCAA Division I player in any two-game span over the last 25 seasons
- He leads the nation in offensive rebounding percentage with a 24.7% clip. As a freshman in 2019-20 at West Virginia, Tshiebwe led the nation at 19.0%. The best offensive rebounding percentage dating back to the 2003-04 season is 23.6% by DeJuan Blair from Pitt in 2008-09
- He is the first UK player with eight straight games with double-figure rebounding since Randle enjoyed a 10-game streak in 2013-14

Cleaning the Glass

With the aforementioned Oscar Tshiebwe leading the nation in rebounding, Kentucky is one of the top teams in the country on the boards.

Through games on Dec. 18, Kentucky is first in the country in rebounding margin (plus-16.5 per game) and offensive rebounds per game (15.6) and second in total rebounds per game (43.9). The Wildcats have outrebounded nine of their first 10 opponents by at least nine boards.

It's still early in the season, but the best rebounding margin of the John Calipari era was plus-9.4 in 2013-14 and again in 2018-19.

Against Ohio, Kentucky outrebounded the Bobcats by 36, the top rebounding margin of the Calipari era and the school's best since the Wildcats outrebounded Vanderbilt by 39 (57-18) on Jan. 3, 1998, in a 71-62 win. Perhaps more impressive was the plus-18 advantage vs. a bigger, taller North Carolina team that entered its matchup with Kentucky on Dec. 18 ranked 13th in the country in rebounding margin.

With Tshiebwe's nation-leading 24.7% offensive rebounding percentage, UK is first in the country in offensive rebounding percentage (45.1%) through games on Dec. 19, according to KenPom.com. The Wildcats have capitalized with the additional opportunities with 15.4 second-chance points per game.

Wheeling and Dealing

The coaching staff challenged Sahvir Wheeler before the season to lead the nation in assists. It's early, but so far he's risen to the occasion.

Through games on Dec. 18, the Georgia transfer ranked second in the country with 7.7 assists per game. Three times in 10 games he has dished out double-digit assists, including a career-high 14 in the win vs. North Florida.

"He's running it down your throat," Robert Morris head coach Andrew Toole said of the pressure Wheeler puts on defenses. "The way that he pushes the ball down the floor just encourages all those other guys to run so hard because he's so unselfish and he's able to get them shots early in the offense. ... He has such a good understanding of the pace, so as soon as there isn't anything there, he's able to organize and get into whatever action they're trying to execute. There were times in the game that even after a made basket where our guys were sprinting back as fast as they can just trying to keep up. It just adds an incredible amount of pressure to your transition defense. There's not many guys that can do what he does."

Wheeler led the Southeastern Conference in assists per game and assist-to-turnover ratio last season at Georgia. His 193 assists in 2020-21 broke Georgia's previous single-season assists record by 24 dimes despite a shortened season.

Wheeler's current rate of 7.7 assists per game is ahead of Tyler Ullis' 7.03 average when he set the UK single-season assists record in 2015-16 with 246 dimes. He entered the season ranked sixth among all returners nationally in career assists per game.

It might surprise some to learn that the guy most responsible for setting up his teammates to score also has the best scoring performance of the season. That would be a sensational 26-point performance vs. North Carolina in the CBS Sports Classic.

How the preseason All-SEC First Team and Bob Cousy Award candidate did it was even more impressive. Just a week removed from going 0 for 5 at Notre Dame, a game in which the Fighting Irish backed off Wheeler and dared him to shoot, Wheeler bounced back with a 12-for-15 shooting night vs. The Tar Heels. Even when UNC tried to back off, Wheeler continued to drive the ball, probe the defense and eventually get to the rim. His 26 points were one off a career high.

Adding eight assists and a season-high four steals, Wheeler -- according to BigBlueHistory.net -- is the first player in school history post at least 26 points, at least eight assists and at least four steals in the same game.

Calipari was more impressed with Wheeler's leadership than any sort of response Wheeler made after the Notre Dame game.

"Lead us," Calipari said he told Wheeler. "If you're playing great, lead us and get everybody involved. If you're not making shots or you're a little confused, lead us. Lead. That's what he did."

The performance led to a couple of weekly awards ...

UK's Record vs. AP Ranked Opponents and as an AP Ranked Opponent Under Cal

Kentucky (RK)	Opponent Rank																									RV	NR	TOTAL
	1	2	3	4	5	6	7	8	9	10	11	12	13	14	15	16	17	18	19	20	21	22	23	24	25			
1	-	0-1	0-1	1-0	2-0	2-0	-	2-0	1-0	-	0-1	-	-	-	-	2-0	1-0	1-0	-	1-0	3-0	1-0	-	-	-	6-2	46-3	69-8
2	1-0	-	-	0-1	1-0	0-1	-	-	-	-	-	1-0	1-0	-	1-0	-	1-0	-	0-1	-	-	-	-	-	-	4-0	24-0	34-3
3	-	-	-	1-0	-	-	-	-	0-1	-	-	1-0	-	-	-	-	-	-	-	0-1	-	-	-	-	-	1-0	17-0	20-2
4	-	0-1	-	-	-	-	0-1	0-1	-	-	-	-	1-0	-	-	-	-	-	-	-	-	-	-	-	1-0	2-0	9-2	13-5
5	1-0	-	-	-	-	0-1	-	-	-	1-0	-	-	-	-	-	-	-	-	0-1	-	-	-	-	1-0	-	1-0	9-0	13-2
6	-	-	-	-	0-1	-	1-0	1-0	-	0-1	-	-	-	-	-	-	-	-	1-0	-	-	-	-	-	-	1-0	9-2	13-4
7	-	-	-	0-1	-	-	-	-	-	-	1-0	-	-	0-1	-	-	-	-	1-0	-	-	-	-	-	-	-	5-1	7-3
8	-	-	-	-	-	-	-	-	1-0	-	-	-	1-0	-	1-0	-	-	-	-	-	-	-	1-0	-	0-1	2-3	13-0	19-4
9	-	-	-	-	-	-	-	-	-	-	-	-	-	-	-	-	-	-	-	-	-	-	-	-	-	-	9-2	9-2
10	-	-	-	-	-	-	-	-	0-1	-	-	-	-	0-1	-	-	-	-	-	-	-	-	-	-	-	3-4	15-3	18-9
11	1-0	-	-	-	-	-	1-0	-	0-1	-	-	-	1-0	-	-	-	0-1	-	-	-	-	2-0	-	-	-	-	6-1	11-3
12	-	-	-	-	-	-	-	-	-	-	-	-	-	1-0	-	1-0	-	-	-	-	-	-	-	-	-	1-0	4-1	7-1
13	-	-	-	-	-	-	-	-	-	-	-	-	-	-	-	0-1	-	-	-	-	-	-	-	-	-	1-0	8-2	9-3
14	-	-	0-1	-	-	-	-	-	-	-	-	-	-	-	-	-	-	-	-	-	-	-	-	-	-	1-1	9-1	10-3
15	-	-	-	-	-	-	-	-	-	-	-	1-0	-	-	-	-	-	1-0	-	-	-	-	-	-	-	1-0	6-0	9-0
16	-	-	-	-	-	-	-	-	-	-	-	-	-	-	-	1-0	-	-	-	-	-	-	-	-	-	2-0	4-1	7-1
17	-	-	-	-	-	-	-	-	-	-	-	-	-	-	-	-	-	-	-	-	-	-	1-1	-	-	-	4-2	5-3
18	-	-	-	-	-	-	-	-	-	-	-	-	-	-	-	-	-	-	-	-	-	-	0-1	-	-	3-2	6-1	9-4
19	-	-	1-0	1-0	-	-	-	-	1-0	-	-	-	-	-	-	-	-	-	-	-	-	-	-	-	-	-	2-0	5-0
20	-	-	-	0-1	-	-	0-1	-	-	-	-	-	-	-	-	-	-	-	-	-	1-0	-	-	-	-	-	3-2	4-4
21	-	-	-	-	-	-	-	-	-	-	-	-	-	-	-	-	-	-	-	-	-	-	-	-	-	2-0	2-1	4-1
22	-	-	-	-	-	-	-	-	-	-	-	1-0	-	-	-	-	-	-	-	-	-	-	-	-	-	1-0	5-1	7-1
23	-	-	-	-	-	-	-	-	-	-	-	-	-	-	-	-	-	-	-	-	-	-	-	-	-	0-1	3-0	3-1
24	-	-	-	-	-	-	-	-	-	-	-	-	-	-	0-1	-	-	-	-	-	-	-	-	-	-	-	0-1	0-2
25	0-1	-	-	-	-	-	0-1	-	-	-	-	-	-	-	-	-	-	-	-	-	-	-	-	-	-	-	1-1	1-3
RV	0-1	1-0	-	-	1-0	-	2-0	-	-	0-1	-	1-0	1-0	-	-	-	-	0-1	-	-	-	-	-	-	-	-	-	-
NR	-	-	-	0-1	-	-	-	-	0-1	-	1-1	-	-	-	1-0	-	0-1	1-0	-	-	-	0-1	-	-	-	-	-	-
TOTAL	3-2	1-2	1-2	3-4	4-1	2-2	4-3	3-1	3-4	1-2	2-2	4-0	5-0	2-2	2-1	4-0	3-1	2-3	3-2	1-1	4-0	4-1	1-2	1-1	1-0	Total	306-72	
																										Total	64-39	



NOTES

Points Per Possession

Game	Off. PPP	Def. PPP
vs. Duke	0.97	1.08
ROBERT MORRIS	1.39	0.83
MOUNT ST. MARY'S	1.21	0.83
OHIO	1.20	0.92
ALBANY	1.18	0.84
NORTH FLORIDA	1.09	0.66
CENTRAL MICHIGAN	1.25	0.84
SOUTHERN	1.13	0.96
at Notre Dame	1.00	1.06
vs. North Carolina	1.36	0.96
WESTERN KENTUCKY		
MISSOURI*		
HIGH POINT		
at LSU*		
GEORGIA*		
at Vanderbilt*		
TENNESSEE*		
at Texas A&M*		
at Auburn*		
MISSISSIPPI STATE*		
at Kansas		
VANDERBILT*		
at Alabama*		
at South Carolina*		
FLORIDA*		
at Tennessee*		
ALABAMA*		
LSU*		
at Arkansas*		
OLE MISS*		
at Florida*		

Overall

UK offensive high - 1.39 vs. ROBERT MORRIS
 UK offensive low - 0.97 vs. Duke
 Kentucky SEC offensive high -
 Kentucky SEC offensive low -
 UK nonconference offensive high - 1.39 vs. RMU
 UK nonconference offensive low - 0.97 vs. Duke

Opponent offensive high - 1.08, Duke
 Opponent offensive low - 0.66, NORTH FLORIDA
 Opponent SEC offensive high -
 Opponent SEC offensive low -
 Opponent nonconference off. high - 1.08, Duke
 Opponent nonconference off. low - 0.66, NORTH FLORIDA

Clutch Free Throws

Free throws during a two-possession game (six points or less) at any point with 3:00 or less to play or overtime:

Player	FTs	Pct.
Davion Mintz	1-1	1.000
Kentucky	1-1	1.000

And the Winner is ... Wheeler and Kentucky!

Sahvir Wheeler's aforementioned play (see section above) earned the junior guard Southeastern Conference Player of the Week honors on Monday. He was also named the National Player of the Week by Andy Katz of March Madness.

It is the second weekly honor of the season for the Wildcats. TyTy Washington Jr. was named the SEC Freshman of the Week earlier this season. This marks Wheeler's second career accolade from the league office. He was named the SEC Freshman of the Week in December of 2019 while at Georgia.

Kentucky has dominated the weekly Southeastern Conference awards under John Calipari. UK has won more SEC honors (112) than any school during the Calipari era, including 86 SEC Freshman of the Week honors and 25 SEC Player of the Week awards.

Washington Bounces Back

When TyTy Washington Jr. opened the season with a 3-for-14 shooting performance in Madison Square Garden vs. Duke, John Calipari took responsibility for the position he put his freshman guard in on the big stage in New York in his first career game.

"TyTy played the way he did because we kind of wanted him to," Calipari said. "You're supposed to be a guy that can go get baskets, so I will take responsibility for some of the plays that he made."

That Calipari put that much on Washington's shoulders speaks volumes of the faith the UK head coach has in his first-year guard. And Washington has rewarded that belief with the resiliency one would typically see from a veteran, not a freshman.

During UK's seven-game winning streak, Washington was 44 of 85 from the floor, 51.8%, and averaged 15.6 points per game. He scored in double figures in all seven games.

The consensus five-star prospect is second on the team with 13.3 points per game. Despite Kentucky's success with freshmen in the Calipari era, a freshman has not led the Wildcats in total points for the season since Kevin Knox in 2017-18.

Washington's ability to affect the game in more ways than just scoring is what has impressed the most so far. Against Ohio, he added 12 rebounds and five assists to his 20-point total to become just the third player in the Calipari era (Isaiah Briscoe and James Young) with at least 20 points, at least 10 rebounds and at least five assists in the same game. He has hit two 3-pointers in four games, dished out at least three assists in six games, and against North Florida he recorded a career-high four steals.

Washington was named Southeastern Conference Freshman of the Week on Nov. 22, Kentucky's first conference award winner of the season.

Milestones Approaching Worth Watching

Several Wildcats are approaching career milestones:

- Head coach John Calipari needs **eight** wins to reach on-court victory No. 800
- Davion Mintz needs **24** more points to become a 1,000-point collegiate scorer
- Kellan Grady needs **18** more rebounds to reach 500 career rebounds
- Grady is **one** double-figure scoring effort away from totaling 100 for his career

Transfer of Power

Kentucky has dominated the recruiting scene under John Calipari, ranking in the top three of every major national recruiting ranking until this past class.

UK's 2021 freshman haul is once again very good, but Calipari and his staff went a different route in restocking the roster for 2021-22: transfers.

With student-athletes in basketball now granted a one-time waiver to transfer without penalty, UK picked up three transfers in the offseason in Kellan Grady (graduate transfer), a 2,000-point scorer from Davidson, Sahvir Wheeler, Georgia's single-season assists leader, and CJ Fredrick, the Big Ten's top 3-point shooter over the last two seasons.

But those are just half of the transfers on the roster. Former All-Big 12 performer Oscar Tshiebwe transferred from West Virginia in the middle of last season and Kentucky returners Davion Mintz (Creighton) and Jacob Toppin (Rhode Island) changed schools before the 2020-21 season. Mintz was Kentucky's leading scorer last

season and Toppin played major minutes.

UK's six transfers are its most on a roster in school history.

Taking out Mintz and Toppin, who had already played minutes at Kentucky prior to the 2021-22 season, UK's four newest transfers (Fredrick, Grady, Tshiebwe and Wheeler) combined for 3,538 points at their previous stops. That's the seventh-biggest haul in the 2021-22 transfer class in the country.

Their production additions are significant nationally. Grady, with 2,002 career points, entered the season with the second-most points in college basketball on an active roster (only Antoine Davis from Detroit-Mercy, with 2,040, had more). Fredrick had the top 3-point percentage in the country among all players with at least 150 3-point attempts starting the 2021-22 year. And Wheeler ranked sixth among returners nationally with 5.82 assists per game.

The transfers have made a big impact through the first third of the regular season. Through games on Dec. 18, Tshiebwe led the country in rebounding with 14.2 boards per game and paced the Wildcats in scoring with 16.3 points per game; Wheeler was second in the nation in assists with 7.7 dimes per contest; Grady is averaging 10.0 points per game and shooting 44.2% from long range; Mintz has provided steady defense and depth in the back court; and Toppin's versatility has been on display since returning from an early season right shoulder injury.

Unfortunately the Wildcats will likely be without Fredrick for the rest of the season after undergoing surgery for a right hamstring injury.

The Rookies are Still Good

Although the influx of transfers has stolen the headlines of this Kentucky team, don't overlook the freshmen. Just like every John Calipari team at Kentucky, this freshman class is loaded, albeit a bit smaller in terms of total numbers.

UK's three freshmen were all consensus four- or five-star prospects and all were consensus top-50 signees.

Forward Daimion Collins, a 6-foot-9 pogo stick who has drawn comparisons to Isaiah Jackson -- a first-round pick in the 2021 NBA Draft -- was ranked as high as No. 13 by 247Sports. He has shown his potential with three games of eight or more points and three games with three or more blocks.

Guard TyTy Washington Jr. rose up the rankings late in the spring cycle and was tabbed the No. 14 overall player in the class by Rivals and ESPN. He has already shown an ability to score at all three levels and is averaging 13.3 points per game, including a 20-point, 12-rebound, five-assist performance in a win vs. Ohio. He became just the third player in the Calipari era to post at least 20 points, at least 10 rebounds and at least five assists in a game, joining Isaiah Briscoe and James Young.

Washington followed that with 20 points, six boards and three assists in 38 minutes against UAlbany. He is shooting better than 50% since the season opener.

And forward Bryce Hopkins, ranked as high as No. 33 by ESPN, drew rave reviews from Calipari in the preseason for his skill level and toughness. In his first extended opportunity vs. Ohio, Hopkins stepped up with Kentucky's front court in foul trouble and contributed seven points and seven rebounds in 16 minutes. He scored seven points in eight minutes vs. North Florida.

The class ranked outside the top three in the major recruiting services for the first time in the Calipari era but only because of the smaller class size. Don't expect it to be the trend as UK is already in the hunt for the top class in 2022.

S-E-C! S-E-C! S-E-C!

Kentucky is the Southeastern Conference's gold standard. Since the SEC's inception in 1932-33, the Wildcats are the most dominant team in the league, recording a 1,020-293 mark (77.7%) in regular-season conference play. Only Alabama has won more than 800 regular-season SEC games and no other team owns a better winning percentage.

- UK has averaged 11.6 wins and only 3.3 losses per season in 88 seasons in the SEC
- Kentucky has won 49 SEC regular-season titles and 31 SEC Tournament championships
- The Wildcats have won 16 of the last 29 SEC Tournaments (the 2020 one was not played due to the COVID-19 pandemic)



NOTES

- UK has captured at least a share of six of the last 12 SEC regular-season championships under John Calipari
- Kentucky has played in the championship game of the SEC Tournament in eight of Calipari's 12 seasons, winning six times
- UK won its 1,000th game in SEC regular-season action vs. Alabama on Jan. 11, 2020. Kansas has won 1,000 conference games when combining its records in the Big 6, Big 7, Big 8 and Big 12, but no other team in the country had won 1,000 or more regular-season league games in one conference alone
- Six teams made the 2021 NCAA Tournament field with Arkansas reaching the Elite Eight and Alabama making the Sweet Sixteen
- The SEC has had 21 NCAA Tournament selections over the last three tournaments, tied for the second most. Only the Atlantic Coast Conference (23) has had more
- The SEC went 7-6 in NCAA Tournament games in 2021. SEC teams are 73-43 (62.9%) in the NCAA tourney since 2012
- The league has advanced at least one team to the Elite Eight in nine of the last 11 tournaments and nine different SEC teams have advanced to the Sweet Sixteen in the last four NCAA Tournaments
- The SEC has held its own in the annual Big 12/SEC Challenge. The SEC leads 25-24 over the last five seasons in the yearly January showdown and won outright in 2021
- Five SEC teams are in the Dec. 20 Associated Press Top 25, tied for the second most of any league in the country
- Ten SEC teams are ranked in the top 100 of Dec. 20 NCAA Evaluation Tool rankings

Always Efficient

According to Ken Pomeroy's calculations on kenpom.com, Kentucky teams under John Calipari have consistently ranked among the most efficient teams in the country per possession.

Season	Offense (Rank)	Defense (Rank)	Overall
2021-22	113.7 (13)	91.6 (35)	14th
2020-21	108.0 (84)	93.1 (35)	49th
2019-20	112.7 (24)	95.1 (52)	29th
2018-19	117.6 (14)	90.1 (8)	8th
2017-18	115.8 (24)	95.4 (22)	17th
2016-17	119.1 (12)	91.4 (7)	4th
2015-16	120.4 (5)	98.0 (53)	6th
2014-15	119.3 (5)	86.5 (2)	1st
2013-14	117.6 (10)	96.9 (41)	11th
2012-13	108.8 (42)	99.1 (129)	42nd
2011-12	122.9 (2)	88.2 (9)	1st
2010-11	118.1 (7)	90.4 (15)	6th
2009-10	116.1 (15)	86.2 (6)	3rd

through games on Dec. 19

Cats Deliver the Knockout Punch

Kentucky is 294-12 (96.1%) in the John Calipari era when leading by at least 10 points at any time in the contest.

UK surrendered four such instances in 2020-21 (in 11 games) slightly waters down just how dominant Calipari teams have been with a sizable lead.

Nine of the 12 losses in the Calipari era are to conference opponents.

Perhaps most impressive of all is that 69.2% of games Calipari has coached in at Kentucky have produced 10-point leads at some point during the game for UK. The Wildcats have led by 10 points or more in a whopping 84.7% of Calipari's 347 career wins at Kentucky.

Hold Them to 55 Points, 40%

Defense has always been a recipe for success for the Wildcats under John Calipari. The special ingredient: 55 points. Kentucky is a perfect 81-0 under Calipari when holding the opponent to 55 points or fewer, including 2-0 this season.

The Wildcats are 194-9 (95.6%) under Calipari when limiting the opponent to 63 points or less. The 2020-21 season was a bit of an anomaly as UK was just 3-2 under the same cir-

cumstances. Five times last season UK lost despite holding teams to 66 points or less. Under Calipari, that had only occurred 12 times in 407 games prior to the 2020-21 season. UK is 6-0 this season in such circumstances.

Kentucky also fares well when it keeps the competition to 40% or less from the floor. UK is 214-24 (89.9%) vs. opponents under Calipari when its field-goal percentage is 40% or less. Kentucky is 5-0 this season when limiting an opponent to 40% or less.

Big-Game Cal, Cats

John Calipari's teams aren't just good against the best teams in the country, they're great. Not only does Kentucky own a 64-39 record (62.1%) vs. Associated Press Top 25 teams under John Calipari, UK is 7-4 when both teams are ranked in the AP top five.

All-time, Calipari is 13-8 when both teams are ranked in the AP top five. When both teams are ranked in the AP Top 25, Calipari's all-time record is 86-59, including a 55-31 mark at Kentucky. When both are ranked in the top 10 he has a 27-20 record, including 16-13 at UK.

By defeating top-ranked Michigan State to start the 2019-20 season, UK knocked off the No. 1 team in consecutive seasons for the first time in school history. Kentucky downed Tennessee on Feb. 19, 2019. With the win over MSU to begin 2019-20, the Wildcats have nine victories over the No. 1 team in 25 tries in program history.

Calipari improved to 6-4 vs. the No. 1 team in his career with the win vs. Michigan State, including 3-2 at Kentucky. According to ESPN, Calipari is the only coach with a winning (.600) percentage against No. 1 ranked teams with a minimum of 10 games faced against the No. 1.

Taking Care of Business

Kentucky's 64-39 record vs. opponents ranked in the Associated Press Top 25 in John Calipari's tenure is impressive, but the Wildcats' ability to beat all-comers can't be overlooked. Under Calipari, UK is 283-56 vs. unranked competition, an .835 winning percentage.

Cats Don't Count on the 3

Kentucky has never been reliant on the 3 under John Calipari. Even with more shooters at their disposal, this season is not an exception.

So far UK is generating 21.9% of its points from beyond the arc, which is ranked 343rd in the country (through games on Dec. 19), and 28.2% of its attempts are from long range.

Kentucky's perimeter shooting is led by Kellan Grady, who has sunk 23 of 52 for a 44.2% clip thus far. TyTy Washington Jr. has added 12 treys. As a team, the Wildcats are connecting at a 32.1% rate, which is currently the lowest 3-point field-goal percentage under Calipari.

UK was expecting to add the nation's top 3-point shooter over the last two seasons (percentage with a minimum of 150 attempts) in Iowa transfer CJ Fredrick, but he is likely to miss the 2021-22 season after undergoing surgery to repair a left hamstring injury.

Even without Fredrick, this should be a team more than capable of sinking the 3-point shot. Grady has hit 263 3-pointers in his career, Davion Mintz has made 135, Washington has sunk a trey in seven of 10 games, and Allen shot 39.7% from long range last season. This group has shown signs of being able to make them in a flurry. The Wildcats made 52.2% against Robert Morris with 12 makes and 53.5% vs. North Carolina with eight treys.

If you have followed Calipari's teams over the years, Kentucky has never relied on the 3-point shot. While teams nationally are taking more 3-point shots than ever before, UK has generally bucked the trend and played to the style that's best suited for that particular group.

The highest percentage of 3-point shots taken under Calipari was the 2010-11 Final Four team that lofted 32.4% of its shots from beyond the arc. No surprise, that team consisted of Brandon Knight and Doron Lamb on the perimeter. That team is also Calipari's top 3-point shooting team at Kentucky. The most attempts per game in the Calipari era was the 2016-17 squad that took 19.89 3-point shots per game.

Not relying on the 3 certainly hasn't hurt the Wildcats. UK is 10-3 all-time under Calipari when making one or fewer from long range. Kentucky has made at least three in eight of nine games, with just two made 3-pointers at Notre Dame.

Year	% of Attempts from 3	3-Point FG%
2009-10:	.313	.331
2010-11:	.324 (highest)	.397 (highest)
2011-12:	.265	.378

Lineup Comparison

Most Frequent Lineups	Total Minutes	Points For	Points Against	+/-	+/- Per 40 Min.
Wheeler, Washington, Brooks, Grady, Tshiebwe	87:32	193	128	+65	+29.70
Wheeler, Washington, Grady, Tshiebwe, Collins	22:41	55	37	+18	+31.74
Washington, Brooks, Grady, Tshiebwe, Mintz	20:13	45	32	+13	+25.72
Wheeler, Washington, Grady, Tshiebwe, Toppin	19:56	46	33	+13	+26.09
Wheeler, Washington, Brooks, Tshiebwe, Mintz	16:35	37	14	+23	+55.48
Wheeler, Washington, Brooks, Grady, Collins	13:04	24	27	-3	-9.18
Wheeler, Brooks, Grady, Tshiebwe, Mintz	11:21	23	21	+2	+7.05
Wheeler, Grady, Tshiebwe, Toppin, Mintz	7:59	12	11	+1	+5.01
Wheeler, Washington, Tshiebwe, Hopkins, Allen	7:09	19	9	+10	+55.94
Wheeler, Washington, Tshiebwe, Collins, Allen	6:59	25	9	+16	+91.65



NOTES

2012-13:	.293	.346
2013-14:	.276	.332
2014-15:	.271 (lowest)	.349
2015-16:	.310	.366
2016-17:	.316	.353
2017-18:	.258	.357
2018-19:	.296	.354
2019-20	.266	.343
2020-21	.322	.336
2021-22	.282	.321 (lowest)

Kentucky's Schedule Packs a Punch

Kentucky's schedule is always among the toughest in the country and this season will be no different.

UK's nonconference schedule has already featured Duke in New York in the Champions Classic, a road date at Notre Dame and vs. North Carolina in Las Vegas in the CBS Sports Classic. The Wildcats will host Western Kentucky at home on Wednesday, host former UK coach Tubby Smith and High Point on Dec. 31, and a road game vs. Kansas on Jan. 29 in the Big 12/SEC Challenge.

The nonconference schedule will give way to the typically difficult Southeastern Conference slate. UK will play its permanent home-and-away opponents of Florida, Tennessee and Vanderbilt twice, plus host and visit Alabama and LSU. The Wildcats will face the remaining eight SEC opponents once. The league has earned 21 berths in the last three NCAA Tournaments, tied for the second most in college basketball in that time period.

Seven Kentucky opponents are ranked in the Dec. 13 Associated Press Top 25. Nonconference opponents in Duke (2) and Kansas (7) are among the ranked teams.

In addition to the Wildcats, the other SEC programs ranking among the top 25 include Alabama (10), Auburn (12), LSU (17) and Tennessee (19).

Kentucky has already played one ranked foe in Duke on Nov. 9. The Wildcats are slated for eight additional matchups vs. ranked foes, with UK playing Alabama, LSU and Tennessee twice.

One of the Most Experienced Squads in School History

This Kentucky team isn't just experienced by the standards of the usually green John Calipari era, it's historically experienced.

This group, stocked with transfers who played major minutes at other schools, key returners and only three freshmen, started the season with 13,385 total minutes at the NCAA Division I level. That is more than any team in the history of Kentucky basketball entering a season (minutes statistics available through the 1964-65 season).

Other metrics back up the experience. This team also returned 5,203 career points at the NCAA Division I level, the second most in school history. Only the 1995-96 national title team -- hailed as one of the greatest college basketball teams of all-time -- returned more with 5,232 points (that team, like 2021-22, was aided by transfers with Derek Anderson and Mark Pope).

The 2021-22 squad had played in 541 Division I games entering the season, the most by a Kentucky team since the 2002-03 group returned 559 games to its roster.

This team is also rather long in the tooth. Using strictly years, the 2021-22 team averaged 20.7 years in age as of Nov. 1, 2021. The 2019-20 group had an average age of 19.5 years old. The 2021-22 mark is among the top 25 oldest teams in the country. If one factors in a player's down-to-the-day age (in other words, their age number plus days), this team's average age is actually 21.2 years old, as of Nov. 1, 2021.

It should be noted with all the experience boosts that college basketball is collectively older with the NCAA's COVID-19 additional season of eligibility. Davion Mintz and Kellan Grady are using an extra season for Kentucky. And Kentucky's experience does take a hit with the likely season-ending loss of redshirt junior CJ Fredrick (hamstring).

UK's roster features a sixth-year graduate, a fifth-year graduate, two redshirt juniors, five juniors, a redshirt sophomore, two sophomores, and three highly touted four- and five-star freshmen. Nine of the 15 players are juniors or above.

It is true that not all experience is equal. Experience in college basketball is not the same as experience at Kentucky.

But even by those standards, this is one of Calipari's most veteran groups. From just a UK returners standpoint, Calipari's squad will return 42.1% of its minutes, 41.9% of its scoring, 39.0% of the rebounds, 42.4% of the assists and 60.6% of the 3-pointers from a season ago. For comparison, the only two Calipari-coached Kentucky teams that returned more UK minutes and more points (in terms of percentages) than the 2021-22 team returns were the 2011-12 national championship squad and the 2014-15 Final Four team that started the season 38-0.

Mintz is the first Wildcat to return to school after leading the team in scoring average the previous season since Randolph Morris led the 2005-06 squad and came back to Kentucky for the 2006-07 season.

How big of a change is the returning experience for Calipari? All but one of his previous 12 teams at UK ranked in the bottom 20 nationally in Ken Pomeroy's experience rankings,

including two teams that were dead last.

Despite that experience, the Wildcats only rank 267th in the country according to KenPom.com in terms of experience this season as of Dec. 7. UK has been forced to play its youth thus far with injuries plaguing Lance Ware and Jacob Toppin, Davion Mintz missing three games due to illness and Keion Brooks Jr. absent with an illness for one as well.

"When you have veterans, they're on time," Calipari said. "Without even saying anything, they lead. That's been fun. I haven't had many teams with veteran kind of players on it, so I kind of forget that it takes one thing off your plate."

Fredrick Likely to Miss 2021-22 Season

Redshirt junior guard CJ Fredrick underwent surgery on Nov. 16 to repair a left hamstring injury and is likely to miss the remainder of the 2021-22 season.

"This news hurts so much because I love this team and we have a great group of guys," Fredrick said. "I have the best teammates, coaches, medical staff, friends and family that will get me back where I need to be. We have a very special team this season and I will do whatever I can to support the team. I am looking forward to working hard and being the player I want to be for next season. I appreciate all the support of Big Blue Nation during this difficult time. My journey looks a little different, but I will be back."

Fredrick, who transferred from Iowa following the 2020-21 year, entered this season as the nation's leading returner in career 3-point field-goal percentage (46.6%) with a minimum of 150 attempts.

"I really hate this for CJ," John Calipari said. "He worked so hard for us this summer and made such a positive impact on our team and our culture. He has been an unbelievable teammate. CJ has a bright future ahead of him, and after being evaluated by our medical staff and specialists, it was clear the best thing for CJ was to get this surgery done now and get him back on a path to getting back on the court at 100%. He's been great throughout this whole thing and is already itching to get this process going so he can get back to doing what he loves to do."

The Cincinnati native made 83 3-pointers in two seasons at Iowa. Fredrick started all 27 games he appeared in as a redshirt sophomore in 2020-21 and averaged 7.5 points and 1.9 assists per game. He made three or more treys in six games, shot 47.4% from 3 -- the second-best mark by a sophomore in program history -- and posted a 5.2 assist-to-turnover ratio.

Fredrick made the All-Big Ten Freshman Team as a redshirt freshman in 2019-20 after averaging 10.2 points and 2.8 assists per game. He made 47 of 102 from long range and was one of three players nationally and the only player from a major conference dating back to 1993 with 65 or more assists, 32 or fewer turnovers, and 46% shooting or better from 3.

Four Players on National Watch Lists

Four Wildcats -- Kellan Grady, Oscar Tshiebwe, TyTy Washington Jr. and Sahvir Wheeler -- are on major national watch lists to begin the season.

Grady and Washington are two of 40 players on the preseason watch list for the Lute Olson Award, awarded annually to the national player of the year by CollegeInsider.com. The duo is also on the Wooden Award preseason list for player of the year.

Three Wildcats are on preseason watch lists for the positional player of the year awards presented by the Naismith Memorial Basketball Hall of Fame preseason watch lists. Kentucky is one of 13 schools to have at least three players named to the preseason lists.

Wheeler is on the list for the Bob Cousy Award (best point guard), Grady is nominated for the Jerry West Award (best shooting guard) and Tshiebwe is among the nation's early favorites for the Kareem Abdul-Jabbar Award (best center).

UK Picked to Win SEC Title; Four Honored in Preseason

Bolstered by a collection of transfers and top-rated freshmen, as well as a core group of returners who combine to form the most experienced Kentucky team under the direction of 13th-year head coach John Calipari, the Wildcats were picked to win the 2022 Southeastern Conference title by the league's media.

UK was voted to win their seventh regular-season title under Calipari by the league's media members. Should Kentucky achieve the feat, it would mark the program's 50th overall regular-season title. No other school comes close, with LSU in second place with 11 SEC regular-season championships.

In addition to the preseason poll, four Wildcats were selected to the preseason All-SEC squads by both the media and the coaches. Junior guard Sahvir Wheeler was picked to the first team, while graduate student guard Kellan Grady and junior forwards Keion Brooks Jr. and Oscar Tshiebwe were tabbed to the second team. Brooks and Wheeler also received at least one vote for the preseason pick for SEC Player of the Year by the media.

It's the 16th time since the 1998-99 season the Wildcats are the overall preseason favorite. Calipari has directed his teams to regular-season SEC crowns in 2010, 2012, 2015, 2016, 2017 and 2020. Kentucky has claimed the SEC Tournament title six times under his direction in 2010, 2011, 2015, 2016, 2017 and 2018.

Wins vs. Losses in 2021-22

Result	FG%	Opp. FG%	3-Pt. FG%	Opp 3-Pt. FG%	FT%	RPG	APG	TOPG	BPG	SPG	PPG	Opp PPG
Wins	.508	.375	.340	.294	.735	45.9	17.9	12.4	5.9	7.4	86.0	59.6
Losses	.409	.491	.243	.235	.727	36.0	12.0	9.0	3.5	4.5	66.5	72.5



NOTES

UK Leads with 27 on NBA Opening-Day Rosters

The tipoff to the 2021-22 NBA season featured 27 players on NBA opening-day rosters (including two-way and inactive players) who played and finished their college basketball careers at Kentucky, more than any other college program in the country. Duke, with 21, was the only other school with more than 20 players in the NBA.

Of the 30 NBA franchises featuring a Wildcat, 17 have multiple UK players.

Arguably the two most visible and storied NBA franchises, the New York Knicks and the Los Angeles Lakers, have the most.

The Knicks – nicknamed the Kentucky Knicks by much of Big Blue Nation for UK’s significant roster presence – remain the leader in NBA Wildcats with four. Former Kentucky stars Kevin Knox II (2018), Nerlens Noel (2013), Immanuel Quickley (2019-20) and Julius Randle (2014) call New York their professional home. A fifth player, Derrick Rose, also played for John Calipari but at Memphis (2008), and assistant coach Kenny Payne was a longtime UK assistant. All played prominent roles in the Knicks’ run to the NBA Playoffs last season.

The Lakers are just behind the Knicks with three former Kentucky players in Anthony Davis (2012), Malik Monk (2017) and Rajon Rondo (2005-06). Davis and Rondo won NBA titles with the Lakers in 2020. Adding to the UK ties, is head coach Frank Vogel who is a Kentucky graduate and former Wildcat student manager and video coordinator.

Five other franchises – the Charlotte Hornets (Nick Richards [2018-20], PJ Washington [2018-19]), the Detroit Pistons (Hamidou Diallo [2017-18], Trey Lyles [2015]), the Los Angeles Clippers (Eric Bledsoe [2010], Brandon Boston Jr. [2021], the Miami Heat (Bam Adebayo [2017], Tyler Herro [2019]) and the Minnesota Timberwolves (Karl-Anthony Towns [2015], Jarred Vanderbilt [2018]) – opened the season with at least two Wildcats apiece.

Rondo, now in his 16th season, remains the most experienced Kentucky player in the league. He returned to the Lakers in the offseason for a second stint after playing with the Hawks and Clippers last season. Boston Jr. and Isaiah Jackson (2021) will be the youngest-tenured NBA Wildcats as rookies.

Of the 27 Wildcats on opening-day NBA rosters, John Calipari coached 26 of them. With Rose, a former Calipari player at Memphis, Calipari also coached 27 players on 2021-22 opening-day rosters.

More than 20 other Wildcats are slated to play in the NBA G League or play professionally overseas. Other notable alumni include, 1978 national champion Dwane Casey, who returns as head coach of the Detroit Pistons, and Pat Riley continues to serve as president of the Heat.

Kentucky has enjoyed unprecedented success at putting players in the NBA under Calipari. In the 12 previous seasons of the Calipari era, 43 players have been selected in the NBA Draft, more than any other school. Included in the recent run are 32 first-round picks, three No. 1 overall selections (Davis, Towns and John Wall [2010]) and 21 lottery selections.

Calipari’s players have entered the league NBA-ready. His players have garnered 26 All-Star selections – all since 2010 – with Davis winning the game’s MVP honor in 2017. Rose was named NBA MVP in 2011. Six of his players have been tabbed All-NBA (Rose, Wall, Davis, Towns, Randle and DeMarcus Cousins), three have been named NBA Rookie of the Year (Rose, Towns and Tyreke Evans), and 15 players from Calipari’s first 11 teams at Kentucky have made the NBA All-Rookie teams. UK has produced more All-NBA players, more NBA All-Rookie and more NBA All-Defensive players than any other school in the Calipari era.

The 2020-21 season was another successful one for the former Kentucky stars. Randle was named the 2021 NBA Most Improved Player while Devin Booker (2015) achieved superstar status with a sensational run to the NBA Finals. Following the season, Adebayo, Booker and Keldon Johnson (2019) won gold medals with the U.S. Olympic Team at the Summer Games.

Using figures compiled by basketball-reference.com and spotrac.com, Calipari-coached players only (which includes Rose but not Rondo) have amassed nearly \$3.4 billion in career NBA contracts. In the 12 seasons Calipari has been the head coach at Kentucky, his players have totaled nearly \$3 billion in NBA contracts.

In the 2021-22 season alone, former UK players are slated to make nearly \$340 million. Calipari-coached players only (which includes Rose but not Rondo) will make about the same.

Calipari produced a top-10 pick in 11 straight drafts prior to 2020, a feat no other coach has ever accomplished. He has a streak of 14 consecutive seasons of matchups between UK and institutions from the Southwestern Athletic Conference, which is made up of historically black colleges and universities. The annual series is called the Unity Series. The games will seek to raise awareness of the missions of the HBCUs and to raise funds to provide opportunities for students at their institutions.

A breakdown of the Wildcats in the NBA can be found later in the notes.

Kentucky, Southern Unite for Unity Series

Kentucky’s meeting with Southern was about more than just basketball.

The Dec. 7 matchup marked the first in five consecutive seasons of matchups between UK and institutions from the Southwestern Athletic Conference, which is made up of historically black colleges and universities. The annual series is called the Unity Series. The games will seek to raise awareness of the missions of the HBCUs and to raise funds to provide opportunities for students at their institutions.

This year’s programming featured several events to provide educational opportunities for the teams and students at the two institutions, networking and community engagement.

The week began with a joint trip the National Underground Railroad Freedom Museum in Cincinnati on Dec. 5. Players, coaches and staff from both UK and Southern met at the Freedom Museum and received a guided tour. The museum was established in 2004 to reveal stories of freedom’s heroes – from the era of the Underground Railroad to contemporary times – and to challenge and inspire people to take courageous steps for freedom.

On the day before the game, the UK Healthcare John Calipari Show featured Southern head coach and UK Athletics Hall of Famer Sean Woods alongside Calipari. While the show was on the air, the Wildcats and Jaguars enjoyed a team meal together at Malone’s.

Prior to the radio show, TJ Beisner, UK men’s basketball’s director of player development, met with the Southern players to outline trends regarding Name, Image and Likeness and provided coaching on personal branding and development.

"The way this world is right now, we need all to find a way to help one another," Woods said. "I think that's what this whole deal was all about. I'm just so thankful that Cal gave me the call first to do this because it was totally awesome."

At Tuesday’s game, 150 tickets were provided to three Lexington elementary schools identified by UK’s Diversity Advocacy Council, who distributed them to students who are excelling in their classroom and school community.

Prior to the game, minority students currently enrolled at UK had the opportunity to meet with UK Athletics employees and gain foundational knowledge about the athletics department, the structure, its different units, and background information on the skill sets and personalities that might fit into those different areas. It was an opportunity for students to network with athletics department staff and learn more about the internship opportunities they may be interested in applying for in the future.

Later, the Unity Series will bring together faculty from the University of Kentucky’s Sport Leadership Graduate Program and leaders from the Southern University and UK athletics departments for a virtual panel for all UK and SWAC undergraduate students interested in careers in college and professional athletics. The panel will discuss trends, hiring practices and cycles, internships, and any other topics and questions raised by students.

Also, the University of Kentucky’s Stuckert Career Center, which provides comprehensive career development programming, resources and services to the UK student body, will partner with SWAC institutions to provide shared resources and support to students throughout the SWAC and at UK.

As a part of the Unity Series, in partnership with the John McLendon Leadership Initiative – a coach-driven initiative to provide minorities a jump-start to their careers through practical experiences, opportunities to build their network, and instilling the values of John McLendon: integrity, education, leadership and mentorship – a position for a future leader will be created at the SWAC office in Birmingham, Alabama. The position will be funded by the University of Kentucky. Calipari spearheaded the MLI in conjunction with the Harvard men’s basketball head coach Tommy Amaker, South Carolina head coach Frank Martin and the National Asso-

Efficiency Stats

Player	Minutes	Assist %	Effective FG %	True Shooting %	Usage %	Def. Reb. %	Off. Reb. %	True Reb. %
Dontae Allen	79	11.8	.421	.453	25.5	19.3	4.4	12.1
Keion Brooks Jr.	219	0.7	.489	.516	24.5	14.9	6.3	10.8
Brennan Canada	7	21.4	1.000	1.000	6.7	0.0	16.5	8.0
Daimion Collins	124	3.7	.606	.636	17.8	12.3	12.1	12.2
CJ Fredrick	-	-	-	-	-	-	-	-
Kellan Grady	281	5.7	.633	.640	13.8	7.0	0.4	3.8
Bryce Hopkins	96	6.2	.500	.520	18.5	14.8	9.6	12.3
Davion Mintz	146	8.7	.422	.478	18.8	11.9	7.1	9.6
Zan Payne	7	0.0	.250	.410	32.9	0.0	0.0	0.0
Jacob Toppin	96	10.3	.455	.490	15.0	15.9	8.4	12.3
Oscar Tshiebwe	274	7.8	.667	.686	23.2	33.0	24.9	29.1
Lance Ware	40	3.4	.500	.463	14.9	13.6	8.7	11.2
TyTy Washington Jr.	306	17.5	.522	.545	21.4	12.1	3.8	8.1
Kareem Watkins	7	17.6	.000	.000	20.2	31.1	16.5	24.0
Sahvir Wheeler	318	36.6	.485	.526	20.8	6.2	3.6	4.9



NOTES

ciation of Collegiate Directors of Athletics in the summer of 2020.

Wildcats Sign Four During Fall Signing Period

Even by John Calipari era standards, Kentucky 2022 signing class is shaping up to be one of the best in school history.

Sky Clark, Chris Livingston, Shaedon Sharpe and Cason Wallace – all four consensus five-star prospects in the class of 2022 – signed national letters of intent with UK.

Sharpe will enroll at Kentucky for the 2022 spring semester. Clarke, Livingston and Wallace will join the program for the 2022-23 season.

"I am really excited about this group," John Calipari said. "When you watch these guys play, the talent and upside is obvious, but what stands out to me about all four of them is how much they want this and want to be here. Their mentality and their drive separate them from their peers. They all wanted to play with one another and wanted the challenge of competing against the best every day. Big Blue Nation, I can't wait for you to meet this group and watch them play."

With the spring signing period still to go, UK is going to be in the mix for one of the top classes in the nation yet again. Rivals and 247Sports currently rank it as the top haul of the fall with four signees.

In every season but one of the Calipari era, the Wildcats have signed a top-three recruiting class according to the Recruiting Services Consensus Index, which tallies major recruiting rankings and plugs them into a formula to calculate a consensus ranking. With the fall additions, Kentucky has signed 66 top-50 recruits, 52 top-25 players and 29 top-10 players (according to Rivals) in what will now be Calipari's 14 recruiting classes at Kentucky.

The spring signing period begins April 13. UK can only comment on prospects who have signed official paperwork with the university.

- **Sky Clark (Los Angeles):** Point guard | 6-3, 195 pounds | No. 16 overall by ESPN, No. 18 by 247Sports, No. 21 by Rivals | Averaged 26.4 points, 4.7 rebounds and 3.5 assists in 11 games for Ensworth High School in Nashville, Tennessee, in 2020-21 as a junior before opting out for the remainder of the season due to the COVID-19 pandemic | First commitment in the 2022 class | Tore his ACL at the beginning of the summer after transferring to Montverde Academy in Florida but is expected to make a full recovery before arriving at Kentucky
- **Chris Livingston (Akron, Ohio):** Small forward | 6-7, 210 pounds | No. 5 overall by 247Sports, No. 8 by Rivals, No. 12 by ESPN | Averaged 31.1 points, 15.8 rebounds, 6.1 assists, 4.7 steals and 4.0 blocks for Buchtel High School in Akron, Ohio, in 2020-21 as a junior | 2021 Gatorade Ohio Player of the Year and MaxPreps Junior All-America First Team | Named MVP of the 2019 FIBA Americas U16 Championship after leading Team USA to a gold medal while averaging 14.8 points and 8.0 rebounds
- **Shaedon Sharpe (London, Ontario):** Shooting guard | 6-5, 195 pounds | No. 1 overall by Rivals, 247Sports and ESPN | Averaged 22.6 points, 5.8 rebounds, and 2.7 assists in the 2021 Nike Elite Youth Basketball League | If the rankings hold, would be the first consensus No. 1 prospect to sign with Kentucky since Nerlens Noel in 2012 | Will enroll at UK for the 2022 spring semester
- **Cason Wallace (Dallas):** Combo guard | 6-4, 180 pounds | No. 7 overall by 247Sports, No. 9 by ESPN and No. 10 by Rivals | Averaged 15.2 points, 6.9 rebounds, 4.8 assists, 1.4 blocks and 1.2 steals in the 2021 Nike EYBL | Led the NBPA Top 100 Camp in assists (5.0) and steals (3.0) per game while posting 10.3 points and 4.3 rebounds

Orlando "Tubby" Smith to Have Jersey Retired

Orlando "Tubby" Smith, who coached the University of Kentucky men's basketball program to the 1998 national championship and several Southeastern Conference titles, will have a jersey retired in his honor. The official ceremony will take place Dec. 31 during UK's home game against Smith's current squad, High Point University.

Smith was head coach of the Wildcats for 10 years, from the 1997-98 season through the 2006-07 campaign. His first team became known as the "Comeback Cats" after the Wildcats erased multiple double-digit deficits en route to a 35-4 record and UK's seventh national title.

Trailing Duke by 17 points, with less than 10 minutes to play in the South Regional final, the Wildcats stormed back to win 86-84. Down by 10 against Stanford in the second half of the NCAA semifinal, the Cats clawed back to force overtime and an eventual 86-85 victory. And, it wouldn't have been fitting if UK hadn't trailed Utah by 10 points at halftime of the title tilt, again rallying to take the trophy by a score of 78-69.

During his 10 seasons, Smith coached the Wildcats to at least 22 victories each season, totaling a 263-83 record (76.0%). His teams won five regular-season SEC championships and five SEC Tournament crowns, featuring a league title (regular season or tournament) in seven of his 10 years at UK. His teams advanced to the NCAA Tournament in all 10 seasons, including six trips to the Sweet Sixteen, and had a 23-9 record (71.9%) in the national playoffs.

Smith was three-time National Coach of the Year (1998, 2003, 2005) as well as a three-time SEC Coach of the Year selection while at UK. He also spent two seasons at UK as an assistant coach, 1989-90 and 1990-91, helping rebuild the program and achieving a 22-6 record and SEC-best 14-4 league mark during the 1991 campaign.

During his outstanding career, Smith also was head coach at Tulsa, Georgia, Minnesota,

Texas Tech and Memphis before his current post at his alma mater. He enters the upcoming season with a career head-coaching record of 631-355.

Smith will be the 44th retired jersey to hang in the rafters of Rupp Arena, including fellow national championship coaches Adolph Rupp, Joe B. Hall and Rick Pitino.

Smith was elected by the Retired Jersey Subcommittee of the UK Athletics Hall of Fame Committee. The UK Athletics Hall of Fame was started in 2005 to recognize and honor persons whose participation and contributions enriched and strengthened the University's athletics program. There is a five-year waiting period, after leaving UK, to be eligible for inclusion into the Hall of Fame. Hall of Famers are eligible for jersey retirement five years after they have been elected to the Hall of Fame.

Reconnecting with Big Blue Nation and Giving Back

One of John Calipari's main missions this summer was to reconnect his team with the Big Blue Nation.

The COVID-19 pandemic limited the Wildcats' interactions with fans during the 2020-21 season. Between reduced attendance at Rupp Arena (3,075 fans), no Big Blue Madness and considerable restrictions with various fan activities throughout the season, the 2020-21 group was deprived of one of the staples of the Kentucky program.

With many of the health and safety protocols scaled back this summer, Calipari made sure to take his team on the road and get in front of the Kentucky fan base.

While touring the state for its annual satellite camp tour, the Wildcats visited local community centers, regional health facilities and spent a morning at Fort Knox. Players and staff continued the touch points into the fall with visits throughout the state for ticket giveaways.

The motivation for Calipari is obviously to give back to the community, but it also benefits his players to see firsthand the role they play in the state.

"I want these players to realize the impact that they have in our state," Calipari said. "You understand that this is important to our state and it's about bringing people together, doing things to make a difference for people's lives, not trying to separate."

In addition to the focus this summer, Calipari's Wildcats were able to return to doing two staples over the holidays.

Wildcats Give Back for the Holidays

In good times and tough times alike, Kentucky's commitment to servant leadership didn't waver this holiday season.

Dating back to his time at Memphis, John Calipari has worked with local businesses to partner and help families (usually around 10-12 families) in need for the holidays. Families are identified by local leaders and are uplifted with gifts, gift cards, food for the holidays, a new mattress and even rent checks. In a typical year, there is a reception inside with a holiday meal and Christmas carols sung by the players.

The COVID-19 pandemic has forced Calipari and his team to get a little creative these past two years, but the event has continued on.

To practice social distancing and to continue to mitigate the coronavirus, the reception was held outdoors this year on the back porch of the Wildcat Coal Lodge. The Christmas carols continued -- from a distance -- as the players sang as the families watched from the back porch. Players, with personal protection equipment on, delivered the gifts and food to the trunks of the vehicles.

Local businesses Kroger, Tempur-Pedic, Kentucky Branded, and Lundy's assisted with the gifts and food this year.

Additionally, during Thanksgiving, the Wildcats served Thanksgiving dinner and handed out posters and T-shirts to residents at the Salvation Army.

Antigua, Coleman Highlight New-Look Bench

The Kentucky coaching staff underwent an offseason transformation with a familiar face in Orlando Antigua returning to the UK bench and another top assistant from Illinois in Chin Coleman coming on board. Calipari also created a new position, hiring TJ Beisner as director of player development.

Antigua, a key assistant in the first five seasons of the Calipari era at Kentucky, rejoined the program as associate coach. Coleman joined the staff after four seasons with Illinois.

Antigua and Coleman occupy two of the three on-court assistant coaching positions on the 2021-22 staff. Jai Lucas remains in the other assistant coaching position and Bruiser Flint was elevated to associate to the head coach. Both Lucas and Flint are in their second seasons at Kentucky.

During Antigua's first stint at Kentucky, featuring the 2009-10 season through the 2013-14 national runner-up run, UK compiled a 152-37 record (80.4%) with a national championship, three Final Four appearances, and two Southeastern Conference regular-season titles and two SEC Tournament crowns.

Known for his eye on the recruiting trail, Antigua helped UK pull in five straight top-ranked recruiting classes (Recruiting Services Consensus Index). In his initial season with the Wildcats, Antigua saw three of his signees drafted in the first round of the 2010 NBA Draft. He was a central figure in the 2010 and 2011 No. 1 classes, which led UK to its eighth national title in 2012 and its first since 1998.

Coleman spent the previous four seasons with Illinois. He was instrumental in the development of Ayo Dosunmu, one of the country's best point guards over the last three seasons. Under Coleman's guidance, Dosunmu raked in dozens of national and conference honors, including USA Today National Player of the Year, Bob Cousy Point Guard of the Year and NCAA



NOTES

Consensus All-America First Team honors. He averaged 20.1 points and 5.3 assists to lead Illinois to a No. 1 seed in the NCAA Tournament.

With Coleman on the bench, Illinois posted back-to-back 20-win seasons the last two years for the first time since the 2012-13 and 2013-14 seasons and finished second in the Big Ten in 2021. With Coleman serving as a defensive coordinator in 2020-21, the Illini finished seventh in the country in the Ken Pomeroy's adjusted defensive rankings and hovered around the top spot for much of the season.

Beisner, who has more than 15 years of experience in media, communications and digital marketing, oversees the execution of all elements of the student-athlete's off-court experience, including primary areas of player welfare and branding.

In concert with Kentucky's brand and content team and the Kentucky Road initiative – Beisner leads and supports the Wildcats' brand-building strategy in the new Name, Image and Likeness era, monitors all changes in NCAA legislation and trends across college athletics to develop strategies and solutions to keep Kentucky at the forefront of college basketball, organizes and manages the program's community service involvement, provides support to players on non-basketball issues, and develops team-wide events focused on educating student-athletes on personal and career development.

Brad Calipari and Riley Welch also joined the staff as graduate assistants. They are involved in on-court activities with the Wildcats, including practices, individual workouts and film sessions.

Calipari played for the Wildcats from 2017-19 and was a part of a program that won 88 games, advanced to the Elite Eight twice, won an SEC regular-season championship and two SEC Tournament titles. He finished his collegiate career at Detroit Mercy where he saw action in 33 games over two seasons for the Titans. During the 2019-20 season, Calipari averaged 6.1 points per game and connected on 51 3-pointers.

A 2019 graduate of Kentucky with a degree in communication, Calipari earned his undergraduate degree in three years. He was a two-time SEC Academic Honor Roll member. At Detroit Mercy he completed a master's degree in liberal studies in May of 2021.

Welch just concluded a two-year career with the Wildcats and graduated in May with an undergraduate degree in liberal studies. He appeared in 34 career games as a Division I player split between two years at Kentucky and one at UC Irvine. Welch also played one season at the College of the Desert where he averaged 8.2 points and 5.0 assists per game.

Lucas Tabbed 'Rising Star' in the Athletic's '40 Under 40' List

Jai Lucas was ranked by the Athletic as one of the most influential people in college basketball younger than 40 years old.

The "40 Under 40" list is comprised of figures of all ranks, head coaches, assistants included and contributors to the game. The list is intended to "spotlight not only the most visible candidates (head coaches, broadcasters, players), but also a wide array of assistant coaches, writers, executives, administrators, bloggers, numbers crunchers and power brokers who give the sport its texture and flavor — and who themselves have a bright future."

Lucas, 32 years old, is in his second season as an assistant coach and the recruiting coordinator for UK.

Seth Davis, managing editor of the Athletic, headed up the list wrote that Lucas "brings an invaluable pedigree to the job. ... Lucas brings youthful energy to the gym and the recruiting trail, and his value to the program will only increase as he acquires more experience."

A former McDonald's High School All American and now a highly respected coach, Lucas joined the staff as a recruiting coordinator in August of 2020 and was quickly transitioned into a full-time assistant coaching role for the 2020-21 season.

As an assistant, Lucas has been tasked with taking a lead role in Kentucky's recruiting efforts while filling the traditional on-court roles of an assistant, including helping with game and practice preparation and playing a key role in player development through practice and individual workouts. Additionally, as recruiting coordinator, he manages official and unofficial visits and is responsible for the recruiting strategy for the program.

Success Rate

The Wildcats received an NCAA award in the spring of 2020 for placing in the top 10% of all men's basketball teams in the country in the NCAA's annual Academic Progress Rate. UK scored a 994 out of a possible 1,000.

It marked the sixth straight year the men's basketball team has received the award and the seventh time since 2009.

The APR provides a real-time look at a team's academic success by the progress of each student-athlete on scholarship. The APR measures academic eligibility, retention and graduation. The scores are a four-year composite, covering the 2015-16 through 2018-19 school years.

Every Division I sports team across the nation calculates its APR each academic year, similar to a report card. Scholarship student-athletes each semester earn one point for remaining eligible and one point for staying in school or graduating.

UK has received a perfect 1,000 mark in six of the last seven single-year APR rates that have been released (numbers were not released last year due to the COVID-19 pandemic). Teams scoring below 930 can face consequences intended to direct additional focus on academics. Those penalties can include practice restrictions and playing-season reductions.

The Wildcats routinely perform well in the classroom, including posting a 3.122 grade-point average in the 2020 fall semester.

Three Inducted into UK Athletics Hall of Fame

Kentucky basketball greats Ron Mercer (1996-97), Wayne Turner (1996-99) and Nazr Mohammed (1996-98) were inducted into the UK Athletics Hall of Fame in early November.

Mercer and Turner were enshrined as a part of the 2020 class and Mohammed was a member of the 2021 class. The 2020 class was unable to be recognized last year due to the COVID-19 pandemic.

The UK Athletics Hall of Fame was started in 2005 to recognize and honor athletes, coaches and contributors whose participation and achievements enriched and strengthened the University's athletics program. The charter class included 88 individuals who had previously had their jersey retired by UK.

There is a five-year waiting period after leaving UK to be eligible for inclusion into the Hall of Fame. A committee consisting of Hall of Famers, media members, campus representatives and current coaches and administrators elects new inductees each year.

Mercer was a member of the 1996 national championship team as well as the 1997 national runner-up team. He was an NCAA Consensus All-America First Team member in 1997 and a two-time NCAA Tournament All-Final Four Team selection.

After making the Southeastern Conference All-Freshman Team in 1996, Mercer was one of the top players in college basketball in 1997. In that season, he was named the NCAA Tournament West Regional Most Outstanding Player, Southeastern Conference Player of the Year by both the league's coaches and the Associated Press, and the 1997 SEC Tournament MVP. Mercer scored 725 points in his sophomore season, at the time the fifth most in a season in program history.

Mercer is a member of Kentucky's 1,000-point club (1,013). He declared for the 1997 NBA Draft after his sophomore season and was drafted sixth overall by the Boston Celtics. He played eight seasons in the NBA.

Turner was a member of the 1996 and 1998 national championship teams as well as the 1997 national runner-up team. He finished his career as UK's and the NCAA's all-time games played leader with 151 games (now ranks second), UK's all-time steals leader with 238, and a member of UK's 1,000-point club (1,170).

During his career, Turner helped the Wildcats to two SEC regular-season championships and three SEC Tournament titles.

Turner was named to the 1997 NCAA Tournament All-West Regional Team, the 1998 NCAA Tournament All-South Region Most Outstanding Player and the 1998 SEC Tournament MVP. He was also selected for the All-SEC Third Team and the SEC All-Tournament Team in 1999. He played one season in the NBA.

Mohammed is a two-time national champion having played pivotal role on both the 1996 and 1998 teams. He was the second-leading scorer on the 35-4 squad that was dubbed the "Comeback Cats." He averaged 12 points, 7.2 rebounds and 1.9 blocks in 1998.

Mohammed was an All-SEC First Team selection in 1998 and was also named to the SEC All-Tournament Team after helping lead UK to a regular-season and tournament title.

Mohammed entered the NBA Draft following his junior season and was selected 29th overall by Utah. He played in more than 1,000 career NBA games. He scored nearly 6,000 points and hauled in nearly 5,000 rebounds during an 18-year career. Mohammed captured an NBA title in 2005 as a member of the San Antonio Spurs. He now serves as a scout for the Oklahoma City Thunder.

Rupp Arena Renovations Continue

Renovations at Rupp Arena at Central Bank Center are continuing and nearing completion.

Originally announced when UK agreed to a new lease in December 2016, upper-level chair-back seating and new club areas were installed to Rupp Arena for the 2019-20 season with construction ongoing for club areas, expanded concourses, an exterior refresh and a new facade to the building.

Construction is expected to be completed in the spring of 2022.

Two club areas for season ticket holders have opened along with the president's suite. Fans in these new clubs are able to enjoy first-class amenities before, during and after games. These new clubs are crucial to providing the funds necessary for both the new lease agreement and the ongoing renovation of Rupp Arena. A third club area will be available for the 2021-22 season. Club membership does not include a ticketed seat and club members may have seats throughout Rupp Arena. Season ticket holders may purchase club memberships to accompany their season ticket package.

Construction will continue on the exterior of Rupp Arena with new metal "skin" and bold new metal and glass exterior that will wrap around the expanded concourse. The expanded concourse will feature 43,000 square feet of additional room once completed. Rupp Arena is also getting a new 85-foot tall multi-story atrium as its grand entrance into the renovated concourse. A 75-foot climate-controlled pedestrian bridge will provide a direct connection for fans from the Hyatt lobby straight into the Rupp Arena concourse.

This latest phase of Rupp renovations comes on the heels of the addition of a new center-hung scoreboard, ribbon boards, new sound system and lighting that have created a more dynamic game experience in Rupp.

The chair-back seating that was installed for the 2019-20 season was undertaken in response to years of feedback from fans asking for more comfortable seating in the upper level. The seating was installed in sections 211-217 and 228-234.

After the seat renovations, Rupp Arena now seats 20,500.



KENTUCKY BY THE NUMBERS

Date	Opponent	Result	Points	Rebounds	Assists	Steals	Blocks
N. 9	vs. Duke ¹	L, 79-1	Tshiebwe - 17	Tshiebwe - 20 [^]	Wheeler - 10 [^]	Four tied - 1	Tshiebwe - 2
N. 12	ROBERT MORRIS²	W, 100-60	Grady - 19 [^]	Tshiebwe - 20 [^]	Wheeler - 12 [^]	Two tied - 3 [^]	Collins - 4 [^]
N. 16	MOUNT ST. MARY'S²	W, 80-55	Tshiebwe - 24 [^]	Tshiebwe - 16 [^]	Wheeler - 8 [^]	Two tied - 2 [^]	Tshiebwe - 3 [^]
N. 19	OHIO²	W, 77-59	Brooks - 22 [^]	Washington - 12 [^]	Washington - 5 [^]	Two tied - 1 [^]	Two tied - 1 [^]
N. 22	ALBANY	W, 86-61	Washington - 20 [^]	Tshiebwe - 14 [^]	Wheeler - 7	Three tied - 1 [^]	Collins - 3 [^]
N. 26	NORTH FLORIDA	W, 86-52	Two tied - 14 [^]	Tshiebwe - 16 [^]	Wheeler - 14 [^]	Washington - 4 [^]	Tshiebwe - 2 [^]
N. 29	CENTRAL MICHIGAN	W, 85-57	Tshiebwe - 20 [^]	Tshiebwe - 16 [^]	Wheeler - 6 [^]	Tshiebwe - 3 [^]	Three tied - 1 [^]
D. 7	SOUTHERN³	W, 76-64	Tshiebwe - 23 [^]	Tshiebwe - 11 [^]	Wheeler - 6 [^]	Two tied - 2	Two tied - 4 [^]
D. 11	at Notre Dame	L, 66-62	Tshiebwe - 25 [^]	Two tied - 7 [^]	Washington - 5 [^]	Tshiebwe - 3 [^]	Tshiebwe - 2 [^]
D. 18	vs. North Carolina ⁴	W, 98-69	Wheeler - 26 [^]	Tshiebwe - 12 [^]	Wheeler - 8 [^]	Wheeler - 4 [^]	Two tied - 1 [^]
D. 22	WESTERN KENTUCKY						
D. 29	MISSOURI*						
D. 31	HIGH POINT						
J. 4	at LSU*						
J. 8	GEORGIA*						
J. 11	at Vanderbilt*						
J. 15	TENNESSEE*						
J. 19	at Texas A&M*						
J. 22	at Auburn*						
J. 25	MISSISSIPPI STATE*						
J. 29	at Kansas ⁵						
F. 2	VANDERBILT*						
F. 5	at Alabama*						
F. 8	at South Carolina*						
F. 12	FLORIDA*						
F. 15	at Tennessee*						
F. 19	ALABAMA*						
F. 23	LSU*						
F. 26	at Arkansas*						
M. 1	OLE MISS*						
M. 5	at Florida*						

All home games in **BOLD CAPS**

*SEC game, ^game high

- 1 - Champions Classic (Madison Square Garden | New York)
- 2 - The Kentucky Classic (Rupp Arena | Lexington, Ky.)
- 3 - Unity Series (Rupp Arena | Lexington, Ky.)
- 4 - CBS Sports Classic (T-Mobile Arena | Las Vegas)
- 5 - Big 12/SEC Challenge (Allen Fieldhouse | Lawrence, Kan.)

Times Led

Tshiebwe - 5
Washington - 2
Allen - 1
Brooks - 1
Grady - 1
Wheeler - 1

Times Led

Tshiebwe - 9
Brooks - 1
Washington - 1

Times Led

Wheeler - 8
Washington - 2

Times Led

Tshiebwe - 5
Wheeler - 5
Grady - 3
Washington - 3
Allen - 1
Brooks - 1
Mintz - 1

Times Led

Tshiebwe - 6
Collins - 3
Ware - 2
Brooks - 1
Toppin - 1
Washington - 1
Wheeler - 1

Comparing the Calipari Era

A look at the statistics throughout the John Calipari era through 10 games of the season ...

Year	FG%	Opp. FG%	3-Pt. FG%	FT%	RPG	Assists	T.Os.	Blocks	Steals	Points	PPG	Record
2021-22	.488	.398	.321	.734	43.9	167	117	54	68	821	82.1	8-2
2020-21	.428	.405	.311	.693	38.2	119	145	61	67	685	68.5	4-6
2019-20	.468	.376	.275	.795	38.7	154	127	44	53	754	75.4	8-2
2018-19	.498	.428	.369	.754	39.4	140	143	54	58	846	84.6	8-2
2017-18	.503	.398	.371	.679	40.1	166	151	63	66	813	81.3	9-1
2016-17	.485	.384	.324	.691	43.7	200	115	76	74	944	94.4	9-1
2015-16	.479	.398	.276	.679	40.8	138	129	63	68	795	79.5	9-1
2014-15	.466	.287	.277	.653	42.8	164	108	86	82	754	75.4	10-0
2013-14	.482	.363	.325	.670	44.3	129	132	78	40	808	80.8	8-2
2012-13	.498	.386	.376	.631	37.9	166	126	80	78	781	78.1	7-3
2011-12	.495	.337	.368	.675	42.0	149	130	100	81	818	81.8	9-1
2010-11	.446	.387	.402	.672	40.8	122	109	67	63	786	78.6	8-2
2009-10	.497	.386	.380	.660	42.1	156	168	81	76	803	80.3	10-0



MISCELLANEOUS STATS

Game Leaders							Games With ...							
No.	Name	Points	Rebounds	Blocks	Assists	Steals	10+ Pts	20+ Pts	10+ Rebs	3+ Assts	3+ Blks	3+ Stls	3+ 3s	Double-Double
0	Jacob Toppin*	0 (0)	0 (2)	1 (6)	0 (2)	0 (1)	0 (9)	0 (0)	0 (0)	1 (2)	1 (1)	0 (1)	0 (1)	0 (0)
1	CJ Fredrick*	0 (4)	0 (0)	0 (3)	0 (5)	0 (7)	0 (19)	0 (5)	0 (0)	0 (21)	0 (0)	0 (0)	0 (12)	0 (0)
2	Sahvir Wheeler	1 (8)	0 (2)	1 (2)	8 (56)	5 (20)	6 (39)	1 (5)	0 (1)	9 (58)	0 (0)	2 (11)	0 (2)	2 (10)
3	TyTy Washington Jr.	2 (2)	1 (1)	1 (1)	2 (2)	3 (3)	7 (7)	2 (2)	1 (1)	7 (7)	0 (0)	1 (1)	1 (1)	1 (1)
4	Daimion Collins	0 (0)	0 (0)	3 (3)	0 (0)	0 (0)	2 (2)	0 (0)	0 (3)	1 (1)	3 (3)	0 (0)	0 (0)	0 (0)
10	Davion Mintz*	0 (10)	0 (4)	0 (7)	0 (29)	1 (25)	2 (43)	0 (3)	0 (0)	1 (53)	0 (0)	0 (4)	1 (15)	0 (0)
11	Dontaie Allen	1 (4)	0 (1)	0 (1)	0 (0)	1 (5)	1 (5)	0 (2)	0 (0)	0 (0)	0 (0)	0 (0)	0 (3)	0 (0)
12	Keion Brooks Jr.	1 (3)	1 (10)	1 (7)	0 (3)	1 (3)	6 (22)	1 (2)	0 (2)	0 (4)	0 (1)	0 (0)	0 (0)	0 (2)
14	Brennan Canada	0 (0)	0 (0)	0 (0)	0 (0)	0 (0)	0 (0)	0 (0)	0 (0)	0 (0)	0 (0)	0 (0)	0 (0)	0 (0)
20	Zan Payne	0 (0)	0 (0)	0 (0)	0 (0)	0 (0)	0 (0)	0 (0)	0 (0)	0 (0)	0 (0)	0 (0)	0 (0)	0 (0)
23	Bryce Hopkins	0 (0)	0 (0)	0 (0)	0 (0)	0 (0)	0 (0)	0 (0)	0 (0)	1 (1)	0 (0)	0 (0)	0 (0)	0 (0)
25	Kareem Watkins	0 (0)	0 (0)	0 (0)	0 (0)	0 (0)	0 (0)	0 (0)	0 (0)	0 (0)	0 (0)	0 (0)	0 (0)	0 (0)
31	Kellan Grady*	1 (52)	0 (15)	0 (11)	0 (18)	3 (44)	3 (99)	0 (44)	0 (1)	2 (46)	0 (0)	1 (12)	5 (48)	0 (1)
34	Oscar Tshiebwe*	5 (15)	9 (29)	6 (17)	0 (0)	5 (23)	9 (33)	4 (6)	9 (24)	1 (2)	3 (6)	2 (4)	0 (0)	8 (20)
55	Lance Ware	0 (0)	0 (2)	2 (4)	0 (0)	0 (1)	0 (0)	0 (0)	0 (2)	0 (1)	0 (1)	0 (0)	0 (0)	0 (0)

Career total in (parentheses); *Includes pre-UK career

Starting Lineups						
Guard	Guard	G/F	Forward	Forward	Games	W-L
Wheeler	Washington	Grady	Brooks	Tshiebwe	9	7-2
Wheeler	Washington	Grady	Collins	Tshiebwe	1	1-0

Starter	Games Started	Wins	Losses
Grady	10	8	2
Tshiebwe	10	8	2
Washington	10	8	2
Wheeler	10	8	2
Brooks	9	7	2
Collins	1	1	0

Streaks

Overall	Won 1
Unranked AP teams anywhere	Won 1
Ranked AP teams anywhere	Lost 1
Home	Won 8
Home AP ranked teams	Lost 1
Home AP unranked teams	Won 8
Home SEC	Won 1
Home nonconference	Won 7
Home AP ranked SEC	Lost 1
Home AP unranked SEC	Won 1
Home AP ranked nonconference	Won 2
Home AP unranked nonconference	Won 7
Road	Lost 2
Road AP ranked teams	Won 1
Road AP unranked teams	Lost 2
Road SEC	Lost 1
Road nonconference	Lost 2
Road AP ranked SEC	Won 1
Road AP unranked SEC	Lost 1
Road AP ranked nonconference	Won 2
Road AP unranked nonconference	Lost 2
Neutral	Won 1
Neutral AP ranked teams	Lost 4
Neutral AP unranked teams	Won 1
Neutral SEC	Lost 3
Neutral nonconference	Won 1
Neutral AP ranked SEC	Lost 2
Neutral AP unranked SEC	Lost 1
Neutral AP ranked nonconference	Lost 4
Neutral AP unranked nonconference	Won 1

Active Consecutive Made Starts	
Kellan Grady	10
Oscar Tshiebwe	10
TyTy Washington Jr.	10
Sahvir Wheeler	10
Keion Brooks Jr.	9

Active Consecutive Made Free Throws	
Dontaie Allen	4
Sahvir Wheeler	3
Zan Payne	2
TyTy Washington Jr.	2
Keion Brooks Jr.	1
Jacob Toppin	1

Active Consecutive Games with a 3-Pointer	
Kellan Grady	4
Bryce Hopkins	1
Davion Mintz	1
TyTy Washington Jr.	1

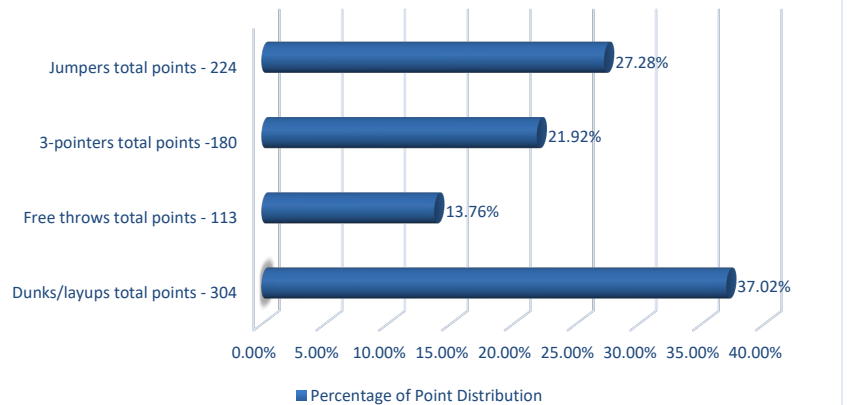
Dunk Tracker

Player	Dunks in 2021-22	Dunks in Career
Oscar Tshiebwe	12	43
Kellan Grady	0	36
Keion Brooks Jr.	7	27
Jacob Toppin	4	27
Daimion Collins	15	15
Davion Mintz	0	12
Lance Ware	1	4
Dontaie Allen	2	3
Bryce Hopkins	1	1
TyTy Washington Jr.	1	1

Kentucky's Record When ...

KENTUCKY RECORD	ALL	SEC	KENTUCKY RECORD	ALL	SEC
Leading at halftime:	8-1	0-0	On CBS:	1-0	0-0
Tied at the half:	0-0	0-0	On TBS:	0-0	0-0
Trailing at halftime:	0-1	0-0	On ESPN/ESPN2/ESPNU:	0-2	0-0
Shoot 50% or better:	4-0	0-0	On SEC Network:	5-0	0-0
Shoot less than 50%:	4-2	0-0	On ESPN+/SEC Network+:	2-0	0-0
Shoot higher % than opp.:	8-0	0-0	vs. SEC at home:	0-0	0-0
Shoot lower % than opp.:	0-2	0-0	vs. SEC on road:	0-0	0-0
Opp. shoot worse than 50%:	8-1	0-0	Games vs. AP ranked opp.:	0-0	0-0
Opp. shoot 50% or higher:	0-1	0-0	Games following a loss:	2-0	0-0
Score less than 60 points:	0-0	0-0	Games following a win:	6-1	0-0
Score 60-69 points:	0-1	0-0	More points in the paint:	8-0	0-0
Score 70-79 points:	2-1	0-0	Fewer or same points in the paint:	0-2	0-0
Score 80-89 points:	4-0	0-0	More bench points than opp.:	4-1	0-0
Score 90-99 points:	1-0	0-0	Fewer or same bench pts.:	4-1	0-0
Score 100+ points:	1-0	0-0	More second-chance points:	8-1	0-0
Opp. score less than 60 pts.:	4-0	0-0	Fewer or same second-chance pts.:	0-1	0-0
Opp. score 60-69 pts.:	4-1	0-0	More points off TOs:	5-1	0-0
Opp. score 70-79 pts.:	0-1	0-0	Fewer or same points off TOs:	3-1	0-0
Opp. score 80-89 points:	0-0	0-0	On Monday:	2-0	0-0
Opp. score 90-99 points:	0-0	0-0	On Tuesday:	2-1	0-0
Opp. score 100+ points:	0-0	0-0	On Wednesday:	0-0	0-0
Outrebounded opponent:	8-1	0-0	On Thursday:	0-0	0-0
Outrebounded by opponent:	0-1	0-0	On Friday:	3-0	0-0
Equal number of rebounds:	0-0	0-0	On Saturday:	1-1	0-0
Fewer turnovers than opp.:	5-1	0-0	On Sunday:	0-0	0-0
Same turnovers as opp.:	0-0	0-0	In November:	6-1	0-0
More turnovers than opp.:	3-1	0-0	In December:	2-1	0-0
Make 8 or more 3-pointers:	2-0	0-0	In January:	0-0	0-0
Make 7 or fewer 3-pointers:	6-2	0-0	In February:	0-0	0-0
Games decided by 5 or fewer:	0-1	0-0	In March:	0-0	0-0
Overtime games:	0-0	0-0	In April:	0-0	0-0

How the Cats are Scoring



Fast Facts

Shooting Percentage	.488
Avg. Assists Per Game	16.7
Points Off Turnovers	16.4
Second-Chance Points	15.4
Points in the Paint	39.4
Fast Break Points	13.5
Bench Points	19.4
Points Per Possession	1.177
Avg. Time of Possession	16.6

First Points of the Game

Player	Dunk/Layup	Jumper	3PT	FT
Brooks		3		
Collins	1			
Grady			1	
Tshiebwe	1	1		
Washington	1	1		1



THE LAST TIME UK ...

INDIVIDUALS

SCORING

Scored 25 points: Sahvir Wheeler (26) vs. North Carolina, 12/18/21

Scored 30 points: Immanuel Quickley (30) at Texas A&M, 2/25/20

Scored 35 Points: De'Aaron Fox (39) vs. UCLA, 3/24/17

Scored 40 points: Malik Monk (47) vs. North Carolina, 12/17/16

Scored 45 points: Malik Monk (47) vs. North Carolina, 12/17/16

Scored 50 points: Jodie Meeks (54) at Tennessee, 1/13/09

Scored 55 points: Never

Two players had 20 points: Keion Brooks Jr. (22) and TyTy Washington Jr. (20) vs. OHIO, 11/19/21

Three players had 20 points: DeMarcus Cousins (27), John Wall (21), Patrick Patterson (20) vs. SAM HOUSTON STATE, 11/19/09

Two players had 30 points: Patrick Patterson (33) and Jodie Meeks (32) vs. TENNESSEE STATE, 12/22/08

Scored 20 points in two straight games: Oscar Tshiebwe (3), 11/29/21 - 12/11/21

Scored 20 points in three straight games: Oscar Tshiebwe (3), 11/29/21 - 12/11/21

Scored 20 points in four straight games: PJ Washington (4), 2/5/19 - 2/16/19

Scored 20 points in five straight games: Jamal Murray (12), 2/2/16 - 3/12/16

Scored 20 points in six straight games: Jamal Murray (12), 2/2/16 - 3/12/16

Scored 20 points in seven straight games: Jamal Murray (12), 2/2/16 - 3/12/16

Scored 20 points in eight straight games: Jamal Murray (12), 2/2/16 - 3/12/16

Scored 20 points in nine straight games: Jamal Murray (12), 2/2/16 - 3/12/16

Scored 20 points in 10 straight games: Jamal Murray (12), 2/2/16 - 3/12/16

Scored 20 points in 11 straight games: Jamal Murray (12), 2/2/16 - 3/12/16

Scored 20 points in 12 straight games: Jamal Murray (12), 2/2/16 - 3/12/16

Scored 20 points in 15 straight games: Dan Issel (18), 12/1/69 - 2/7/70

Scored 25 points in two straight games: Immanuel Quickley (2), 2/22/20-2/25/20

Scored 25 points in three straight games: Tayshaun Prince (3), 3/11/01-3/17/01

Scored 30 points in two straight games: Jodie Meeks vs. Appalachian State (46), 12/20/08; vs. TENNESSEE STATE (32), 12/22/08

Scored 30 points in three straight games: Dan Issel (6) 2/14/70 - 3/2/70

Scored in double figures in 10 straight games: Immanuel Quickley (20), 12/28/19-3/7/20

Scored in double figures in 15 straight games: Immanuel Quickley (20), 12/28/19-3/7/20

Scored in double figures in 20 straight games: Immanuel Quickley (20), 12/28/19-3/7/20

Scored in double figures in 25 straight games: Malik Monk (30), 11/11/16-2/28/17

Scored in double figures in 30 straight games: Malik Monk (30), 11/11/16-2/28/17

Scored in double figures in 33 straight games: Jamal Murray (34), 11/17/15 - 3/19/16

Scored in double figures in 34 straight games: Jamal Murray (34), 11/17/15 - 3/19/16

Scored in double figures in 35 straight games: Kenny Walker (36), 11/14/85 - 3/22/86

Five players scored in double figures: TyTy Washington Jr. (14), Dontaie Allen (14), Sahvir Wheeler (12), Oscar Tshiebwe (12), Daimion Collins (12) vs. NORTH FLORIDA, 11/26/21

Six players scored in double figures: Kellan Grady (19), Daimion Collins (14), Oscar Tshiebwe (14), Keion Brooks Jr. (13), Davion Mintz (13), TyTy Washington Jr. (10) vs. ROBERT MORRIS, 11/12/21

Seven players scored in double figures: Randolph Morris (17), Kelenna Azubuike (15), Patrick Sparks (14), Chuck Hayes (12), Rajon Rondo (11), Ravi Moss (10) and Ramel Bradley (10) vs. MISSISSIPPI STATE 2/19/05

Four players with 15 or more points: Kevin Knox (22), Quade Green (18), Shai Gilgeous-Alexander (17), Wenyen Gabriel (15) vs. OLE MISS, 2/28/18

DOUBLE-DOUBLES

Double-double: Oscar Tshiebwe (16 points, 12 rebounds) vs. North Carolina, 12/18/21

Triple-double: Isaiah Briscoe (19 points, 11 rebounds, 10 assists) at Ole Miss, 12/29/16

20-10 (rebs) game: Oscar Tshiebwe (23 points, 11 rebounds)

vs. SOUTHERN, 12/7/21

20-10 (assts) game: De'Aaron Fox (24 points, 10 assists) vs. North Carolina, 12/17/16

20-15 game: Oscar Tshiebwe (20 points, 16 rebounds) vs. CENTRAL MICHIGAN, 11/29/21

30-10 game: Tayshaun Prince (31 points, 11 rebounds) vs. NORTH CAROLINA, 12/9/01

Back-to-back 20-10 games: Oscar Tshiebwe (20 p, 16 r) vs. CENTRAL MICHIGAN, 12/9/21; (23 p, 11 r) vs. SOUTHERN, 12/7/21

Three straight 20-10 games: Julius Randle (23 p, 16 r) vs. UNC ASHEVILLE, 11/8/13; (22 p, 14 r) vs. NORTHERN KENTUCKY, 11/10/13; (27 p, 13 r) vs. Michigan State, 11/12/13

Double-double in points and rebs.: Oscar Tshiebwe (16 points, 12 rebounds) vs. North Carolina, 12/18/21

Double-double in points and assists: Sahvir Wheeler (12 points, 14 assists) vs. NORTH FLORIDA, 11/26/21

Double-double in points and blocks: Never

Double-double in points and steals: Never

Double-double in two consecutive games: Oscar Tshiebwe (4) 11/22/21 - 12/7/21

Double-double in three consecutive games: Oscar Tshiebwe (4) 11/22/21 - 12/7/21

Double-double in four consecutive games: Oscar Tshiebwe (4) 11/22/21 - 12/7/21

Double-double in five consecutive games: Julius Randle (6), 2/27/14 - 3/15/14

Double-double in six consecutive games: Julius Randle (6), 2/27/14 - 3/15/14

Double-double in seven consecutive games: Julius Randle (7), 11/8/13 - 11/27/13

Double-double in 10 consecutive games: Jim Andrews (10), 12/16/72 - 1/27/73

Two players record double-doubles: Oscar Tshiebwe (12 points, 16 rebounds), Sahvir Wheeler (12 points, 14 assists) vs. NORTH FLORIDA, 11/26/21

Three players record double-doubles: PJ Washington (20 points, 13 rebounds), Reid Travis (18 points, 12 rebounds), Keldon Johnson (15 points, 10 rebounds) vs. KANSAS, 1/26/19

Four players record double-doubles: Jack Givens (30 pts, 13 rebs), Kyle Macy (16 pts, 10 assts), Mike Phillips (22 pts, 18 rebs), Rick Robey (23 pts, 13 rebs) vs. SMU 11/26/77

Five players record double-doubles: Never

FIELD GOALS

Made 12 FG in a game: Sahvir Wheeler (12) vs. North Carolina, 12/18/21

Made 15 FG in a game: Malik Monk (18) vs. North Carolina, 12/17/16

Made 16 FG in a game: Malik Monk (18) vs. North Carolina, 12/17/16

Made 17 FG in a game: Malik Monk (18) vs. North Carolina, 12/17/16

Made 18 FG in a game: Malik Monk (18) vs. North Carolina, 12/17/16

Made 19 FG in a game: Dan Issel (19) at Alabama, 2/23/70

Made 20 FG in a game: Dan Issel (23) at Ole Miss, 2/7/70

Made 21 FG in a game: Dan Issel (23) at Ole Miss, 2/7/70

Made 22 FG in a game: Dan Issel (23) at Ole Miss, 2/7/70

Made 23 FG in a game: Dan Issel (23) at Ole Miss, 2/7/70

Made 24 FG in a game: Never

Attempted 17 FG in a game: Keion Brooks Jr. (18) vs. OHIO, 11/19/21

Attempted 18 FG in a game: Keion Brooks Jr. (18) vs. OHIO, 11/19/21

Attempted 19 FG in a game: Brandon Boston Jr. (20) vs. RICHMOND, 11/29/20

Attempted 20 FG in a game: Brandon Boston Jr. (20) vs. RICHMOND, 11/29/20

Attempted 25 FG in a game: Malik Monk (28) vs. North Carolina, 12/17/16

3-POINTERS

Made 5 3-pointers in a game: Kellan Grady (5) vs. North Carolina, 12/18/21

Made 6 3-pointers in a game: Dontaie Allen (6) vs. Mississippi State, 3/11/21

Made 7 3-pointers in a game: Dontaie Allen (7) at Mississippi State, 1/2/21

Made 8 3-pointers in a game: Immanuel Quickley (8) at Texas A&M, 2/25/20

Made 9 3-pointers in a game: Jodie Meeks (10) at Tennessee, 1/13/09

Made 10 3-pointers in a game: Jodie Meeks (10) at Tennessee, 1/13/09

Made 11 3-pointers in a game: Never

Two players made at least 5 3-pointers in a game: Davion Mintz (6), Brandon Boston Jr. (6) vs. SOUTH CAROLINA, 3/6/21

Two players made at least 6 3-pointers in a game: Davion Mintz (6), Brandon Boston Jr. (6) vs. SOUTH CAROLINA, 3/6/21

Two players made at least 7 3-pointers in a game: Never

Attempted 10 3-pointers in a game: Dontaie Allen (13) vs. Mississippi State, 3/11/21

Attempted 15 3-pointers in a game: Jodie Meeks (15) at Tennessee, 1/13/09

Attempted 16 3-pointers in a game: Derrick Miller (16) vs. LSU 2/15/90

Attempted 17 3-pointers in a game: Derrick Miller (19) at Kansas 12/9/89

Attempted 18 3-pointers in a game: Derrick Miller (19) at Kansas 12/9/89

Attempted 19 3-pointers in a game: Derrick Miller (19) at Kansas 12/9/89

Attempted 20 3-pointers in a game: Never

Made a 3-pointer in 10 straight games: Immanuel Quickley (11), 2/1/20 - 3/7/20

Made a 3-pointer in 15 straight games: Jamal Murray (36), 11/13/15 - 3/19/16; Derek Willis (17), 1/12/16 - 3/17/16

Made a 3-pointer in 20 straight games: Jamal Murray (36), 11/13/15 - 3/19/16

Made a 3-pointer in 30 straight games: Jamal Murray (36), 11/13/15 - 3/19/16

Made two 3-pointers in 10 straight games: Kevin Knox (11), 2/10/16 - 3/11/18

Made three 3-pointers in 10 straight games: Gerald Fitch (20), 1/14/03 - 3/23/03

Made three 3-pointers in 15 straight games: Gerald Fitch (20), 1/14/03 - 3/23/03

Made three 3-pointers in 20 straight games: Gerald Fitch (20), 1/14/03 - 3/23/03

Made three 3-pointers in 25 straight games: Keith Bogans (29), 3/14/02 - 2/26/03

FREE THROWS

Made 8 FT in a game: Oscar Tshiebwe (8) vs. CENTRAL MICHIGAN, 11/29/21

Made 9 FT in a game: Olivier Sarr (14) vs. VANDERBILT, 1/5/21

Made 10 FT in a game: Olivier Sarr (14) vs. VANDERBILT, 1/5/21

Made 11 FT in a game: Olivier Sarr (14) vs. VANDERBILT, 1/5/21

Made 12 FT in a game: Olivier Sarr (14) vs. VANDERBILT, 1/5/21

Made 13 FT in a game: Olivier Sarr (14) vs. VANDERBILT, 1/5/21

Made 14 FT in a game: Olivier Sarr (14) vs. VANDERBILT, 1/5/21

Made 15 FT in a game: Rodrick Rhodes (16) vs. Ole Miss, 1/18/95

Made 16 FT in a game: Rodrick Rhodes (16) vs. Ole Miss, 1/18/95

Made 17 FT in a game: Dwight Anderson (18) vs. MISSISSIPPI STATE, 2/12/79

Made 18 FT in a game: Dwight Anderson (18) vs. MISSISSIPPI STATE, 2/12/79

Made 18 FT in a game: Never

Attempted 10 FT in a game: Oscar Tshiebwe (11) vs. CENTRAL MICHIGAN, 11/29/21

Attempted 15 FT in a game: Olivier Sarr (17) vs. VANDERBILT, 1/2/21

Attempted 20 FT in a game: PJ Washington (20) vs. Kansas State, 3/22/18

Attempted 25 FT in a game: Never

Made 20 Straight FT: Immanuel Quickley (20), 2/22/20 - 3/3/20

Made 30 Straight FT: Tyler Herro (38), 2/16/19 - 3/29/19

REBOUNDS

15 Rebs: Oscar Tshiebwe (16) vs. CENTRAL MICHIGAN, 11/29/21

16 Rebs: Oscar Tshiebwe (16) vs. CENTRAL MICHIGAN, 11/29/21

17 Rebs: Oscar Tshiebwe (20) vs. ROBERT MORRIS, 11/12/21

18 Rebs: Oscar Tshiebwe (20) vs. ROBERT MORRIS, 11/12/21

19 Rebs: Oscar Tshiebwe (20) vs. ROBERT MORRIS, 11/12/21

20 Rebs: Oscar Tshiebwe (20) vs. ROBERT MORRIS, 11/12/21

25 Rebs: Mike Phillips (28) vs. TENNESSEE, 1/10/76

30 Rebs: Cotton Nash (30) vs. OLE MISS, 2/8/64

34 Rebs: Bob Burrow (34) vs. TEMPLE, 12/10/55

35 Rebs: Never

20+ Rebs in two consecutive games: Oscar Tshiebwe (2), 11/9/21 - 11/12/21

10+ Rebs in three consecutive games: Oscar Tshiebwe (8), 11/9/21 - 12/7/21

10+ Rebs in four consecutive games: Oscar Tshiebwe (8), 11/9/21 - 12/7/21

10+ Rebs in five consecutive games: Oscar Tshiebwe (8), 11/9/21 - 12/7/21

10+ Rebs in six consecutive games: Oscar Tshiebwe (8), 11/9/21 - 12/7/21

10+ Rebs in seven consecutive games: Oscar Tshiebwe (8), 11/9/21 - 12/7/21



THE LAST TIME UK ...

10+ rebs in eight consecutive games: Oscar Tshiebwe (8), 11/9/21 - 12/7/21
10+ rebs in nine consecutive games: Julius Randle (10), 2/12/14 - 3/15/14
10+ rebs in 10 consecutive games: Julius Randle (10), 2/12/14 - 3/15/14
Two players had 10 rebounds: Isaiah Jackson (10), Lance Ware (10) at Missouri, 2/3/21
Three players had 10 rebounds: Isaiah Jackson (14), Olivier Sarr (11), Brandon Boston Jr. (10) vs. RICHMOND, 11/29/20

ASSISTS

6 assists: Sahvir Wheeler (8) vs. North Carolina, 12/18/21
7 assists: Sahvir Wheeler (8) vs. North Carolina, 12/18/21
8 assists: Sahvir Wheeler (8) vs. North Carolina, 12/18/21
9 assists: Sahvir Wheeler (14) vs. NORTH FLORIDA, 11/26/21
10 assists: Sahvir Wheeler (14) vs. NORTH FLORIDA, 11/26/21
11 assists: Sahvir Wheeler (14) vs. NORTH FLORIDA, 11/26/21
12 assists: Sahvir Wheeler (14) vs. NORTH FLORIDA, 11/26/21
13 assists: Sahvir Wheeler (14) vs. NORTH FLORIDA, 11/26/21
14 assists: Sahvir Wheeler (14) vs. NORTH FLORIDA, 11/26/21
15 assists: John Wall (16) vs. HARTFORD, 12/29/09
16 assists: John Wall (16) vs. HARTFORD, 12/29/09
17 assists: Never
5+ assists in four consecutive games: Sahvir Wheeler (4), 11/22/21 - 12/7/21
8+ assists in two consecutive games: Sahvir Wheeler (3), 11/9/21 - 11/16/21

BLOCKS

4 blocks: Jacob Toppin (4), Oscar Tshiebwe (4) vs. SOUTHERN, 12/7/21
5 blocks: Isaiah Jackson (7) vs. ALABAMA, 1/12/21
6 blocks: Isaiah Jackson (7) vs. ALABAMA, 1/12/21
7 blocks: Isaiah Jackson (7) vs. ALABAMA, 1/12/21
8 blocks: Isaiah Jackson (8) vs. Kansas, 12/1/20
9 blocks: Willie Cauley-Stein (9) vs. BOISE STATE, 12/10/13
10 blocks: Nerlens Noel (12) at Ole Miss, 1/29/13
11 blocks: Nerlens Noel (12) at Ole Miss, 1/29/13
12 blocks: Nerlens Noel (12) at Ole Miss, 1/29/13
13 blocks: Never

STEALS

4 steals: Sahvir Wheeler (4) vs. North Carolina 12/18/21
5 steals: Ashton Hagans (5) vs. TEXAS A&M, 1/8/19
6 steals: Ashton Hagans (8) vs. North Carolina, 12/22/18
7 steals: Ashton Hagans (8) vs. North Carolina, 12/22/18
8 steals: Ashton Hagans (8) vs. North Carolina, 12/22/18
9 steals: Never
3+ steals in five consecutive games: Ashton Hagans (7), 12/22/18 - 1/19/19
3+ steals in 10 consecutive games: Never

MINUTES

Played every minute: Immanuel Quickley (40) at Arkansas, 1/18/20
Played 40+ minutes: Devin Askew (43), Davion Mintz (41) at Mississippi State, 1/2/21
Played more than 50 minutes: Patrick Patterson (50) vs. VANDERBILT, 1/12/08

FOULS

Fouled out: Isaiah Jackson vs. Mississippi State, 3/11/21
Two players fouled out: Isaiah Jackson and Davion Mintz at Vanderbilt, 2/17/21
Three players fouled out: Terrence Clarke, Isaiah Jackson, Olivier Sarr, Lance Ware vs. North Carolina, 12/19/20
Four players fouled out: Terrence Clarke, Isaiah Jackson, Olivier Sarr, Lance Ware vs. North Carolina, 12/19/20
Technical foul: UK bench at Vanderbilt 2/17/21

TEAM

WINS/LOSSES

Won 10 straight games: 10, 1/8/19 - 2/9/19
Won 20 straight games: 38, 11/14/14 - 3/28/15
Won 30 straight games: 38, 11/14/14 - 3/28/15
Won 40 straight games: Never
Lost consecutive games: 2, 3/11/21 - 11/9/21
Lost three straight games: 4, 1/26/21 - 2/9/21
Lost four straight games: 4, 1/26/21 - 2/9/21
Lost five straight games: 6, 11/29/20 - 12/26/20
Lost six straight games: 6, 11/29/20 - 12/26/20
Lost 10 straight games: Never

STARTS

Started four freshmen: Devin Askew, Brandon Boston Jr., Terrence Clarke, Isaiah Jackson vs. Georgia Tech, 12/6/20
Started five freshmen: Hamidou Diallo, Shai Gilgeous-Alexander, Kevin Knox, Nick Richards, PJ Washington vs. Kansas State, 3/22/18

SCORING

Scored 90 or more points: 98 vs. North Carolina, 12/18/21 (W, 98-69)
Scored 90 or more points (SEC game): 92 vs. SOUTH CAROLINA, 3/6/21 (W, 92-64)
Scored 100 or more points: 100 vs. ROBERT MORRIS, 11/12/21 (W, 100-60)
Scored 100 or more points (SEC game): 100 vs. TEXAS A&M, 1/3/17 (W, 100-58)
Scored 110 or more points: 115 vs. Arizona State, 11/28/16 (W, 115-69)
Scored 110 or more points (SEC game): 110 vs. AUBURN, 2/21/15 (W, 110-75)
Scored 120 or more points: 120 at Vanderbilt, 2/7/96 (W, 120-81)
Scored 120 or more points (SEC game): 120 at Vanderbilt, 2/7/96 (W, 120-81)
Scored 130 or more points: 143 vs. Georgia, 2/27/56 (W, 143-66)
Scored 140 or more points: 143 vs. Georgia, 2/27/56 (W, 143-66)
Scored 150 or more points: Never
Scored less than 50 points: 48 vs. Vanderbilt, 3/15/13 (L, 64-48)
Scored 100 points in two consecutive games: vs. CLEVELAND STATE (11/23/16), vs. UT MARTIN (11/25/16), vs. Arizona State (11/28/16)
Scored 100 Points in three consecutive games: vs. CLEVELAND STATE (11/23/16), vs. UT MARTIN (11/25/16), vs. Arizona State (11/28/16)
Scored 100 points in consecutive SEC games: 2/27/56 - 3/3/56

SHOOTING PERCENTAGES

Shot 70% from the field: .722 (39-54) vs. MISSISSIPPI STATE, 2/15/86
Shot 65% from the field: .667 (42-63) vs. UIC, 11/26/17
Shot 30% or less from the field: .281 (18-64) at Texas A&M (1/10/15)
Allowed 50% shooting: .508 (31-60) vs. Duke, 11/9/21
Allowed 60% shooting: .640 (32-50) at Florida, 3/4/07
Allowed 30% or less shooting: .299 (20-67) vs. Kansas, 12/1/20
Allowed 20% or less shooting: .197 (12-61) vs. MONTANA STATE, 11/23/14

FREE THROWS

Shot 90% or better from FT line: .941 (16-17) vs. OHIO, 11/19/21
Shot 100% from FT Line: 10-10 vs. FLORIDA, 2/22/20
Shot 50% or less from FT line: .500 (10-20) at Georgia, 1/7/20
Attempted 40 FT: 41 (27-41) vs. TENNESSEE STATE, 11/23/18
Attempted five or less FT: 4 (2-4) vs. SOUTH CAROLINA, 1/21/06
Made 30 FT: 31 (31-36) vs. MISSISSIPPI STATE, 2/4/20

3-POINTERS

Hit 0 3-pointers: 0 (0-10) vs. RICHMOND, 11/29/20
Hit 10 3-pointers: 12 (12-23) vs. ROBERT MORRIS, 11/12/21
Hit 11 3-pointers: 12 (12-23) vs. ROBERT MORRIS, 11/12/21
Hit 12 3-pointers: 12 (12-23) vs. ROBERT MORRIS, 11/12/21
Hit 13 3-pointers: 13 (13-27) vs. SOUTH CAROLINA, 3/6/21
Hit 14 3-pointers: 14 (14-26) vs. ARKANSAS, 2/9/21
Hit 15 3-pointers: 15 (15-27) vs. GEORGIA, 3/1/12
Hit 16 3-pointers: 16 (16-33) vs. UNC ASHEVILLE, 12/23/96
Hit 17 3-pointers: 20 (20-35) vs. LSU, 3/4/95
Hit 18 3-pointers: 20 (20-35) vs. LSU, 3/4/95
Hit 19 3-pointers: 20 (20-35) vs. LSU, 3/4/95
Hit 20 3-pointers: 20 (20-35) vs. LSU, 3/4/95
Hit 21 3-pointers: 21 (21-48) vs. North Carolina, 12/27/89
Hit 22 3-pointers: Never

SCORING MARGINS

Won game by 50 points or more: 58 vs. MONTANA STATE (W, 86-28), 11/23/14
Won game by 60 points or more: 62 vs. VANDERBILT (W, 106-44), 3/5/03
Won game by 70 points or more: 74 vs. UT MARTIN (W, 124-50), 11/26/94
Lost game by 20 points or more: 20 vs. ALABAMA (L, 85-65), 1/12/21
Lost game by 30 points or more: 34 vs. Duke (L, 118-84), 11/6/18
Lost game by 40 points or more: 41 at Vanderbilt (L, 93-52), 2/12/08

Lost game by 50 points or more: 55 at Kansas (L, 150-95), 12/9/89
Lost game by 60 points or more: 70 at Central (L, 87-17), 1/28/1910
Lost game by 70 points or more: 70 at Central (L, 87-17), 1/28/1910
Game decided by one point: vs. Mississippi State, 3/11/21 (L, 74-73)
Game decided by two or fewer points: vs. Mississippi State, 3/11/21 (L, 74-73)
Game decided by three or fewer points: vs. Mississippi State, 3/11/21 (L, 74-73)
Two consecutive games decided by one point: vs. NORTH CAROLINA (W, 73-72), 12/3/11; at Indiana (L, 73-72), 12/10/11
Three consecutive games decided by one point: Never
Two consecutive games decided by two or fewer points: Arkansas (L, 81-80), 2/9/21; Auburn (W, 82-80), 2/13/21
Three consecutive games decided by three or fewer points: at Auburn (L, 99-97 OT), 2/11/74, vs. TENNESSEE (W, 61-58), 2/16/74 and at Ole Miss (L, 61-60), 2/18/74

COMEBACKS

Came back from 10-point deficit for win: 71-70 at Florida (3/7/20); Trailed by 18 at 59-41 (11:48 in 2nd)
Came back from 11-point deficit for win: 71-70 at Florida (3/7/20); Trailed by 18 at 59-41 (11:48 in 2nd)
Came back from 12-point deficit for win: 71-70 at Florida (3/7/20); Trailed by 18 at 59-41 (11:48 in 2nd)
Came back from 13-point deficit for win: 71-70 at Florida (3/7/20); Trailed by 18 at 59-41 (11:48 in 2nd)
Came back from 14-point deficit for win: 71-70 at Florida (3/7/20); Trailed by 18 at 59-41 (11:48 in 2nd)
Came back from 15-point deficit for win: 71-70 at Florida (3/7/20); Trailed by 18 at 59-41 (11:48 in 2nd)
Came back from 16-point deficit for win: 71-70 at Florida (3/7/20); Trailed by 18 at 59-41 (11:48 in 2nd)
Came back from 17-point deficit for win: 71-70 at Florida (3/7/20); Trailed by 18 at 59-41 (11:48 in 2nd)
Came back from 18-point deficit for win: 71-70 at Florida (3/7/20); Trailed by 18 at 59-41 (11:48 in 2nd)
Came back from 19-point deficit for win: 73-67 vs. Vanderbilt (2/28/17); Trailed by 19 at 25-6 (8:03 in 1st)
Came back from 20-point deficit for win: 82-79 at Vanderbilt (2/22/97); Trailed by 22 at 40-18 (3:51 in 1st)
Came back from 30-point deficit for win: 99-95 at LSU (2/15/94); Trailed by 31 at 68-37 (15:34 in 2nd)
Came back from 31-point deficit for win: 99-95 at LSU (2/15/94); Trailed by 31 at 68-37 (15:34 in 2nd)

REBOUNDS

Pulled down 50 rebounds: 50 (18-32) vs. NORTH FLORIDA, 11/26/21
Pulled down 55 rebounds: 59 (20-39) vs. Arizona State, 11/28/16
Pulled down 60 rebounds: 62 (19-43) vs. Morehead State, 12/16/95

OVERTIME GAMES

Played an overtime game: at Mississippi State, 1/2/21 (W, 78-73 2OT)
Won an overtime game: at Mississippi State, 1/2/21 (W, 78-73 2OT)
Lost an overtime game: vs. Auburn, 3/31/19 (L, 77-71 OT)
Played an SEC overtime game: at Mississippi State, 1/2/21 (W, 78-73 2OT)
Won an SEC overtime game: at Mississippi State, 1/2/21 (W, 78-73 2OT)
Lost an SEC overtime game: at Texas A&M, 2/20/16 (L, 79-77 OT)
Played an overtime game in SEC Tournament: vs. Texas A&M, 3/13/16 (W, 82-77 OT)
Won an overtime game in SEC Tournament: vs. Texas A&M, 3/13/16 (W, 82-77 OT)
Played an overtime game in NCAA Tournament: vs. Auburn, 3/31/19 (L, 77-71 OT)
Won an overtime game in NCAA Tournament: vs. St. Bonaventure, 3/16/00 (W, 85-80 2OT)
Lost an overtime game in NCAA Tournament: vs. Auburn, 3/31/19 (L, 77-71 OT)
Played two overtimes: at Mississippi State, 1/2/21 (W, 78-73 2OT)
Played three overtimes: vs. TEMPLE 12/7/57 (W, 85-83)
Played four or more overtimes: Never
Played two consecutive overtime games: 1/6/15 vs. OLE MISS (W, 89-86) and 1/10/15 at Texas A&M (70-64)
Played three consecutive overtime games: Never



THE LAST TIME A UK OPPONENT ...

INDIVIDUALS

SCORING

Scored 25 points: Trevor Keels (25), Duke, 11/9/21
Scored 30 points: Bubba Parham (35), VMI, 11/21/18
Scored 35 Points: Bubba Parham (35), VMI, 11/21/18
Scored 40 points: Elston Turner (40), TEXAS A&M, 1/12/13
Scored 45 points: David Robinson (45), Navy, 1/25/87
Scored 50 points: Austin Carr (50), Notre Dame, 12/29/79
Scored 60 points: Pete Maravich (64), LSU, 2/21/70
Scored 65 points: Never
Two players had 20 points: Trevor Keels (25), Paolo Banchemo (22), Duke, 11/9/21
Three players had 20 points: R.J. Barrett, Zion Williamson, Cam Reddish, Duke, 11/6/18
Two players had 30 points: Ronnie Henderson (36) and Claren Ceasar (32), LSU, 2/15/94
Five players scored in double figures: LSU, 2/18/20

FIELD GOALS

Made 15 FG in a game: David Robinson (17), NAVY, 1/25/87
Made 16 FG in a game: David Robinson (17), NAVY, 1/25/87
Made 17 FG in a game: David Robinson (17), NAVY, 1/25/87
Made 18 FG in a game: Steve Downing (19), Indiana, 12/11/71
Made 19 FG in a game: Steve Downing (19), Indiana, 12/11/71
Made 20 FG in a game: Johnny Neumann (20), Ole Miss, 1/2/71
Made 21 FG in a game: Austin Carr (21), Notre Dame, 12/29/70
Made 22 FG in a game: Austin Carr (22), Notre Dame, 3/12/70
Made 23 FG in a game: Pete Maravich (23), LSU, 2/21/70
Made 24 FG in a game: Never
Attempted 17 FG in a game: Jayden Saddler (17), SOUTHERN, 12/7/21
Attempted 18 FG in a game: Trevor Keels (18), Duke, 11/9/21
Attempted 19 FG in a game: Jermaine Cousinard (22), South Carolina, 1/15/20
Attempted 20 FG in a game: Jermaine Cousinard (22), South Carolina, 1/15/20
Attempted 25 FG in a game: R.J. Barrett (26), Duke, 11/6/18
Attempted 30 FG in a game: Freeman Williams (40), Portland State, 12/16/17
Attempted 35 FG in a game: Freeman Williams (40), PORTLAND STATE, 12/16/77
Attempted 40 FG in a game: Freeman Williams (40), PORTLAND STATE, 12/16/77
Attempted 45 FG in a game: Johnny Neumann (50), Ole Miss, 1/2/71
Attempted 50 FG in a game: Johnny Neumann (50), Ole Miss, 1/2/71
Attempted 53 FG in a game: Pete Maravich (53), LSU, 2/22/69
Attempted 54 FG in a game: Never

3-POINTERS

Made 5 3-pointers in a game: Savion Flagg (5), Texas A&M, 2/25/20
Made 6 3-pointers in a game: Armoni Brooks (6), Houston, 3/29/19
Made 7 3-pointers in a game: Bubba Parham (10), VMI, 11/18/18
Made 8 3-pointers in a game: Bubba Parham (10), VMI, 11/18/18
Made 9 3-pointers in a game: Bubba Parham (10), VMI, 11/18/18
Made 10 3-pointers in a game: Bubba Parham (10), VMI, 11/18/18
Made 11 3-pointers in a game: Corey Allmond (11), Sam Houston State, 11/19/2009
Made 12 3-pointers in a game: Never
Attempted 10 3-pointers in a game: Carter Hendricksen (10), NORTH FLORIDA, 11/26/21
Attempted 15 3-pointers in a game: Bubba Parham (16), VMI, 11/18/18
Attempted 16 3-pointers in a game: Bubba Parham (16), VMI, 11/18/18
Attempted 17 3-pointers in a game: Chris Jackson (17), LSU, 2/15/90
Attempted 18 3-pointers in a game: Jeff Boschee (18), Kansas, 3/14/99
Attempted 19 3-pointers in a game: Never

FREE THROWS

Made 10 FT in a game: John Fulkerson (10), Tennessee, 2/8/20
Made 11 FT in a game: Samir Doughty (14), Auburn, 2/1/20
Made 12 FT in a game: Samir Doughty (14), Auburn, 2/1/20
Made 13 FT in a game: Samir Doughty (14), Auburn, 2/1/20
Made 14 FT in a game: Samir Doughty (14), Auburn, 2/1/20

Made 15 FT in a game: Brenton Williams (15), South Carolina, 3/1/14
Made 16 FT in a game: Dan Cross (16), FLORIDA, 2/18/95
Made 17 FT in a game: John Mengelt (17), AUBURN, 3/2/70
Made 18 FT in a game: Pete Maravich (18), LSU, 2/21/70
Made 19 FT in a game: Never
Attempted 15 FT in a game: Samir Doughty (15), Auburn, 2/1/20
Attempted 20 FT in a game: Harding McCaleb (25), Louisville, 2/22/1916
Attempted 25 FT in a game: Harding McCaleb (25), Louisville, 2/22/1916
Attempted 26 FT in a game: Never

REBOUNDS

15 Rebs: Dedric Lawson (15), KANSAS, 1/26/19
16 Rebs: Kennedy Meeks (17), North Carolina, 3/26/17
17 Rebs: Kennedy Meeks (17), North Carolina, 3/26/17
18 Rebs: Sean May (19), North Carolina, 12/4/04
19 Rebs: Sean May (19), North Carolina, 12/4/04
20 Rebs: Andrew DeClercq (20), Florida, 1/18/94
25 Rebs: Leon Douglas (25), ALABAMA, 1/20/75
30 Rebs: Kenneth Stanley (30), SOUTHERN CAL, 12/4/61
31 Rebs: Never
Two players had 10 rebounds: Desean Murray (11) and Anfernee McLemore (11), Auburn, 2/14/18
Three players had 10 rebounds: Craig Victor II (12), Tim Quarterman (10), Ben Simmons (10), LSU, 1/5/16

ASSISTS

10 assists: Tonny Trocha-Morelos (10), Texas A&M, 3/4/2017
11 assists: Dwyane Wade (11), Marquette, 3/29/03
12 assists: Edgar Padilla (12), UMass, 3/30/96
13 assists: Billy McCaffrey (14), Vanderbilt, 1/13/93
14 assists: Billy McCaffrey (14), Vanderbilt, 1/13/93
15 assists: Eric Richardson (15), Alabama, 2/4/84
16 assists: Never

BLOCKS

5 blocks: Dylan Disu (5), VANDERBILT, 1/29/20
6 blocks: Sagaba Konate (7), West Virginia, 1/27/18
7 blocks: Sagaba Konate (7), West Virginia, 1/27/18
8 blocks: Jarvis Varnado (10), Mississippi State, 1/15/08
9 blocks: Jarvis Varnado (10), Mississippi State, 1/15/08
10 blocks: Jarvis Varnado (10), Mississippi State, 1/15/08
11 blocks: Samaki Walker (11), Louisville, 1/1/95
12 blocks: Never

STEALS

5 steals: Ben Simmons (7), LSU, 3/5/16
6 steals: Ben Simmons (7), LSU, 3/5/16
7 steals: Ben Simmons (7), LSU, 3/5/16
8 steals: Never

TEAM

SCORING

Scored 90 or more points: 118, Duke, 11/6/18 (L, 118-84)
Scored 90 or more points (SEC game): 90, Georgia, 3/4/09 (L, 90-85)
Scored 100 or more points: 118, Duke, 11/6/18 (L, 118-84)
Scored 100 or more points (SEC game): 101, Arkansas, 2/10/93 (L, 101-94)
Scored 110 or more points: 118, Duke, 11/6/18 (L, 118-84)
Scored 110 or more points (SEC game): 110, Vanderbilt, 3/4/67 (L, 110-94)
Scored 120 or more points: 121, North Carolina, 12/27/89 (L, 121-110)
Scored 120 or more points (SEC game): Never
Scored 130 or more points: 150, Kansas, 12/9/89 (L, 150-95)
Scored 140 or more points: 150, Kansas, 12/9/89 (L, 150-95)
Scored 150 or more points: 150, Kansas, 12/9/89 (L, 150-95)
Scored 160 or more points: Never
Scored less than 50 points: 49, EASTERN KENTUCKY, 11/8/19 (W, 91-49)
Scored less than 50 points (SEC game): 48, SOUTH CAROLINA, 2/5/19 (W, 76-48)
Scored less than 40 points: 39, West Virginia, 3/26/15 (W, 78-39)
Scored less than 40 points (SEC game): 37, MISSOURI, 1/13/15 (W, 86-37)
Scored less than 30 points: 28, MONTANA STATE, 11/23/14 (W, 86-28)
Scored less than 30 points (SEC game): 26, GEORGIA TECH, 1/28/46 (W, 86-37)
Scored less than 20 points: 18, WESTERN ONTARIO, 12/10/49 (W, 90-21)

Scored less than 20 points (SEC game): 18, ALABAMA, 2/10/40 (W, 46-18)
Scored less than 10 points: 9, Tulane, 12/21/34 (W, 39-9)
Scored less than 10 points (SEC game): Never
Scored less than 5 points: Never

SHOOTING PERCENTAGES

Shot 70% from the field: Never
Shot 60% from the field: .640 (32-50), Florida, 3/4/07
Shot 50% from the field: .508 (31-60), Duke, 11/9/21
Shot 30% or less from the field: .250 (16-64), EASTERN KENTUCKY, 11/8/19
Shot 20% or less from the field: .197 (12-61), MONTANA STATE, 11/23/14
Shot 10% or less from the field: Never (shooting percentages not recorded prior to 1947)

3-Pointers

Made 10 or more 3-pointers: 10 (10-22), Texas A&M, 2/25/20
Made 15 or more 3-pointers: 19 (19-38), VMI, 11/18/18
Made 20 or more 3-pointers: Never
Made zero 3-pointers: 0 (0-15), Auburn, 1/19/13
Attempted 30 or more 3-pointers: 31 (7-31), NORTH FLORIDA, 11/18/19

FREE THROWS

Shot 90% or better from FT line: 91.7 (11-12), SOUTHERN, 12/7/21
Shot 100% from FT Line: 5-5, VMI, 11/18/18
Shot 50% or less from FT line: .462 (6-13), UALBANY, 11/22/21
Attempted 40 FT: 44 (33-44), Auburn, 2/1/20
Attempted five or less FT: 2 (1-2), NORTH FLORIDA, 11/26/21
Made 30 FT: 33 (33-44), Auburn, 2/1/20

REBOUNDS

Pulled down 50 rebounds: 54 (17-37), Florida, 2/4/17
Pulled down 20 offensive rebounds: 23, LSU, 2/18/20



RUPP ARENA AT CENTRAL BANK CENTER

Year-by-Year Records

Season	W-L	Percentage
2021-22	7-0	1.000
2020-21	5-6	.455
2019-20	16-2	.889
2018-19	17-1	.944
2017-18	16-2	.889
2016-17	15-2	.882
2015-16	17-0	1.000
2014-15	19-0	1.000
2013-14	16-2	.889
2012-13	16-2	.889
2011-12	18-0	1.000
2010-11	15-0	1.000
2009-10	18-0	1.000
2008-09	12-6	.667
2007-08	14-4	.778
2006-07	14-2	.875
2005-06	10-5	.667
2004-05	14-1	.933
2003-04	11-2	.846
2002-03	12-1	.923
2001-02	12-3	.800
2000-01	11-1	.917
1999-2000	14-0	1.000
1998-99	12-1	.923
1997-98	9-3	.750
1996-97	12-1	.923
1995-96	13-0	1.000
1994-95	12-1	.923
1993-94	13-1	.929
1992-93	16-0	1.000
1991-92	15-2	.882
1990-91	13-0	1.000
1989-90	13-2	.867
1988-89	8-6	.571
1987-88	14-2	.875
1986-87	13-2	.867
1985-86	18-0	1.000
1984-85	11-3	.786
1983-84	16-0	1.000
1982-83	14-1	.933
1981-82	15-1	.938
1980-81	15-0	1.000
1979-80	12-3	.800
1978-79	11-4	.733
1977-78	16-0	1.000
1976-77	12-2	.857
Total	622-77	.890

Year Opened:	1976
First Game:	Nov. 27, 1976
All-Time Record:	622-77 (89.0%)
Record Under Calipari:	195-17 (92.0%)
Capacity:	20,500
Record Crowd:	24,479 (1/20/10)
Longest Win Streak:	54 (11/9/10-12/1/12)
Current Win Streak:	8

Cats Rock at Rupp

The Wildcats are 622-77 (89.0%) in Rupp Arena. Among the most notable marks of dominance as the nation's toughest venue to play include:

- School record 54-game winning streak to begin the John Calipari era
- Kentucky is 336-46 (89.0%) in regular-season SEC games in Rupp
- The Wildcats set a program home record of 19 wins in 2014-15
- UK has gone undefeated at home in five of Calipari's 12 seasons
- Kentucky has a perfect mark in 13 of Rupp Arena's 45 seasons

600 Wins at Rupp in Record Time

With a victory over Fairleigh Dickinson on Dec. 7, 2019, Kentucky reached the 600-win mark at Rupp Arena faster than any other program in NCAA Division I level history. UK needed just 670 games to reach win No. 600 in Rupp Arena.

It took UCLA, which previously owned the fastest pace to 600 wins, 689 games in Pauley Pavilion. Only one other team, Kansas, achieved win No. 600 in fewer than 700 games at its home venue. The Jayhawks reached the significant win in their 699th game.

Cal Owns Longest Win Streaks in Rupp

With UK's 2011-12 season-opening victory over Marist, UK head coach John Calipari recorded his 34th consecutive win in Rupp Arena as UK's head coach. It broke former UK head coach Rick Pitino's longest streak of 33 games in the venue.

The winning streak reached as long as 54 games. Calipari didn't suffer his first loss in Rupp Arena until losing to Baylor in his fourth season, in 2012-13. The 54-game run, however, was his longest career home winning streak. He also had the second-longest streak in the arena as the Cats won 42 straight from March 4, 2014 to Nov. 25, 2016.

New Chairbacks, Fewer Seats

After receiving a \$16 million upgrade over the 2014-15 and 2015-16 seasons that enhanced the fan experience with the likes of a new Daktronics center-hung scoreboard, ribbons boards, new corner video boards and a new audio system, Rupp Arena is undergoing an additional transformation as a part of UK's new leasing agreement with the Lexington Center.

Chair-back seating in the upper-level sideline was installed in sections 211-217 and 228-234 for the 2019-20 season. Club areas are available to season ticket holders.

The new seating reduced Rupp Arena's capacity to 20,500.

Pack the House

Until reducing capacity for the 2019-20 season, Kentucky had led the nation in average home attendance in 20 of 24 seasons. That number included a Rupp Arena record of 24,110 in John Calipari's first season (2009-10) as head coach.

Kentucky averaged 20,160 fans during the 2019-20 season, the first season with a reduced capacity at 20,500. UK averaged 23,000-plus fans in seven of Calipari's first 10 seasons.

The Top-Ranked Team at Home

Kentucky has lost just four times at home as the Associated Press top-ranked team in the history of the program and just three times in Rupp Arena. Prior to the losses to Evansville (Nov. 12) and UCLA (Dec. 3, 2016), the other two losses came by just one point.

The Wildcats are 54-3 all-time as the AP No. 1 team in Rupp Arena since its opening in 1976. The first loss was to Auburn, 53-52, on Jan. 9, 1988.

Coach Cal in Rupp Arena

It's been downright difficult to beat Kentucky in Rupp Arena during the John Calipari era. UK is 195-17 (92.0%) in Rupp Arena under Calipari.

- Kentucky is 22-6 (78.6%) vs. Associated Press Top 25 opponents in Rupp in the Calipari era
- UK is 173-11 (94.0%) vs. AP unranked teams in Rupp under Calipari
- The Wildcats are 102-6 (94.4%) at home vs. nonconference foes under Calipari
- Calipari notched his 100th career win in Rupp Arena as Kentucky's coach with the Wildcats' 110-75 rout of Auburn on Feb. 21, 2014. It took Calipari 104 games to reach the century mark, the fastest of any UK coach

Cal Passes Hall for Rupp Record

With a 101-70 victory over Cleveland State on Nov. 23, 2016, John Calipari passed former UK head coach Joe B. Hall for most wins in Rupp Arena. Calipari currently has 195 wins inside the historic venue. Hall won 122.

2021-22 Opponent Breakdown

Robert Morris (Nov. 12)

All-time games in Rupp Arena: 3
UK record in Rupp vs. RMU: 3-0
Last time in Rupp Arena: UK, 100-60 (11/12/21)

Mount St. Mary's (Nov. 16)

All-time games in Rupp Arena: 2
UK record in Rupp vs. MSM: 2-0
Last time in Rupp Arena: UK, 80-55 (11/16/21)

Ohio (Nov. 19)

All-time games in Rupp Arena: 3
UK record in Rupp vs. OU: 3-0
Last time in Rupp Arena: UK, 77-59 (11/19/21)

Albany (Nov. 22)

All-time games in Rupp Arena: 2
UK record in Rupp vs. UA: 2-0
Last time in Rupp Arena: UK, 86-61 (11/22/21)

North Florida (Nov. 26)

All-time games in Rupp Arena: 1
UK record in Rupp vs. UNF: 1-0
Last time in Rupp Arena: UK, 86-52 (11/26/21)

Central Michigan (Nov. 29)

All-time games in Rupp Arena: 2
UK record in Rupp vs. CMU: 2-0
Last time in Rupp Arena: UK, 85-57 (11/29/21)

Southern (Dec. 7)

All-time games in Rupp Arena: 1
UK record in Rupp vs. SU: 1-0
Last time in Rupp Arena: UK, 76-64 (12/7/21)

Western Kentucky (Dec. 22)

All-time games in Rupp Arena: 2
UK record in Rupp vs. WKU: 1-1
Last time in Rupp Arena: UK, 64-52 (11/15/01)

Missouri (Dec. 29)

All-time games in Rupp Arena: 5
UK record in Rupp vs. UM: 5-0
Last time in Rupp Arena: UK, 71-59 (1/4/20)

High Point (Dec. 31)

All-time games in Rupp Arena: 3
UK record in Rupp vs. HPU: 3-0
Last time in Rupp Arena: UK, 75-55 (11/29/05)

Georgia (Jan. 8)

All-time games in Rupp Arena: 40
UK record in Rupp vs. UGA: 37-4
Last time in Rupp Arena: UK, 89-79 (1/21/20)

Tennessee (Jan. 15)

All-time games in Rupp Arena: 45
UK record in Rupp vs. UT: 38-7
Last time in Rupp Arena: UT, 82-71 (2/6/21)

Mississippi State (Jan. 25)

All-time games in Rupp Arena: 31
UK record in Rupp vs. MSU: 29-2
Last time in Rupp Arena: UK, 80-72 (2/4/20)

Vanderbilt (Feb. 2)

All-time games in Rupp Arena: 43
UK record in Rupp vs. VU: 41-2
Last time in Rupp Arena: UK, 77-74 (1/5/21)

Florida (Feb. 12)

All-time games in Rupp Arena: 45
UK record in Rupp vs. UF: 36-9
Last time in Rupp Arena: UF, 71-67 (2/27/21)

Alabama (Feb. 19)

All-time games in Rupp Arena: 33
UK record in Rupp vs. UA: 27-6
Last time in Rupp Arena: UA, 85-65 (1/12/21)

LSU (Feb. 23)

All-time games in Rupp Arena: 33
UK record in Rupp vs. LSU: 27-6
Last time in Rupp Arena: UK, 82-69 (1/23/21)

Ole Miss (March 1)

All-time games in Rupp Arena: 32
UK record in Rupp vs. OM: 31-1
Last time in Rupp Arena: UK, 67-62 (2/15/20)



COACH CALIPARI

UK vs. AP Ranked Foes Under Cal

Record: 64-39 (.621)

vs. No. 9 Duke	Nov. 9, 2021	L, 79-71
at No. 19 Tennessee	Feb. 20, 2021	W, 70-55
vs. No. 11 TENNESSEE	Feb. 6, 2021	L, 82-71
at No. 18 Missouri	Feb. 3, 2021	L, 75-70
at No. 9 Alabama	Jan. 26, 2021	L, 70-59
vs. No. 22 North Carolina (Cleveland)	Dec. 19, 2020	L, 75-63
vs. No. 7 Kansas (Indianapolis)	Dec. 1, 2020	L, 65-62
vs. No. 15 AUBURN	Feb. 29, 2020	W, 73-66
at No. 17 Auburn	Feb. 1, 2020	L, 75-66
at No. 18 Texas Tech	Jan. 25, 2020	W, 78-76 ^{OT}
vs. No. 3 LOUISVILLE	Dec. 28, 2019	W, 78-70 ^{OT}
vs. No. 5 Ohio State (Las Vegas)	Dec. 21, 2019	L, 71-65
vs. No. 1 Michigan State (New York)	Nov. 5, 2019	W, 69-62
vs. No. 14 Auburn (NCAAT)	March 31, 2019	L, 77-71 ^{OT}
vs. No. 11 Houston (NCAAT)	March 29, 2019	W, 62-58
vs. No. 19 Wofford (NCAAT)	March 23, 2019	W, 62-56
vs. No. 8 Tennessee (SECT)	March 16, 2019	L, 82-78
at No. 7 Tennessee	March 2, 2019	L, 71-52
vs. No. 1 TENNESSEE	Feb. 16, 2019	W, 86-69
vs. No. 19 LSU	Feb. 13, 2019	L, 73-71
vs. No. 9 KANSAS	Jan. 26, 2019	W, 71-63
vs. No. 22 MISSISSIPPI STATE	Jan. 22, 2019	W, 76-55
at No. 14 Auburn	Jan. 19, 2019	W, 82-80
vs. No. 9 North Carolina (Chicago)	Nov. 6, 2018	W, 80-72
vs. No. 4 Duke (Indianapolis)	Nov. 2, 2018	L, 118-84
vs. No. 13 Tennessee (SECT)	March 11, 2018	W, 77-72
at No. 10 Auburn	Feb. 14, 2018	L, 76-66
vs. No. 15 TENNESSEE	Feb. 6, 2018	L, 61-59
at No. 7 West Virginia	Jan. 27, 2018	W, 83-76
at No. 23 Tennessee	Jan. 6, 2018	L, 76-65
vs. No. 4 Kansas (Chicago)	Nov. 14, 2017	L, 65-61
vs. No. 6 North Carolina (NCAAT)	March 26, 2017	L, 75-73
vs. No. 8 UCLA (NCAAT)	March 24, 2017	W, 86-75
vs. No. 19 Wichita State (NCAAT)	March 19, 2017	W, 69-62
vs. No. 13 FLORIDA	Feb. 25, 2017	W, 75-66
at No. 24 Florida	Feb. 4, 2017	L, 88-80
vs. No. 2 KANSAS	Jan. 28, 2017	L, 79-73
vs. No. 24 SOUTH CAROLINA	Jan. 21, 2017	W, 85-69
at No. 10 Louisville	Dec. 21, 2016	L, 73-70
vs. No. 7 North Carolina (Las Vegas)	Dec. 17, 2016	W, 103-100
vs. No. 11 UCLA	Dec. 3, 2016	L, 97-92
vs. No. 13 Michigan State (New York)	Nov. 15, 2016	W, 69-48
vs. No. 14 Indiana (NCAAT)	March 19, 2016	L, 73-67
vs. No. 17 Texas A&M (SECT)	March 13, 2016	W, 82-77
at No. 4 Kansas	Jan. 30, 2016	L, 90-84
vs. No. 16 LOUISVILLE	Dec. 27, 2015	W, 75-73
vs. No. 5 Duke (Chicago)	Nov. 17, 2015	W, 74-63
vs. No. 3 Wisconsin (NCAAT)	April 4, 2015	L, 71-64
vs. No. 8 Notre Dame (NCAAT)	March 28, 2015	W, 68-66
vs. No. 20 West Virginia (NCAAT)	March 26, 2015	W, 78-39
vs. No. 21 Arkansas (SECT)	March 15, 2015	W, 78-63
vs. No. 18 ARKANSAS	Feb. 28, 2015	W, 84-67
at No. 4 Louisville	Dec. 27, 2014	W, 58-50
vs. No. 21 NORTH CAROLINA	Dec. 13, 2014	W, 84-70
vs. No. 6 TEXAS	Dec. 5, 2014	W, 69-51
vs. No. 5 Kansas (Indianapolis)	Nov. 18, 2014	W, 78-60
vs. No. 18 UConn (NCAAT)	April 7, 2014	L, 60-54
vs. No. 12 Wisconsin (NCAAT)	April 5, 2014	W, 74-73
vs. No. 7 Michigan (NCAAT)	March 30, 2014	W, 75-72
vs. No. 5 Louisville (NCAAT)	March 28, 2014	W, 74-69
vs. No. 2 Wichita State (NCAAT)	March 23, 2014	W, 78-76
at No. 1 Florida (SECT)	March 16, 2014	L, 61-60
at No. 1 Florida	March 8, 2014	L, 84-65
vs. No. 3 FLORIDA	Feb. 15, 2014	L, 69-59
vs. No. 4 LOUISVILLE	Dec. 28, 2013	W, 73-66
at No. 18 North Carolina	Dec. 14, 2013	L, 82-77
vs. No. 20 Baylor (Dallas)	Dec. 6, 2013	L, 67-62
vs. No. 2 Michigan State (Chicago)	Nov. 12, 2013	L, 78-74
vs. No. 11 FLORIDA	March 9, 2013	W, 61-57
at No. 7 Florida	Feb. 12, 2013	L, 69-52
at No. 16 Ole Miss	Jan. 29, 2013	W, 87-74
at No. 4 Louisville	Dec. 29, 2012	L, 80-77
vs. No. 9 Duke (Atlanta)	Nov. 13, 2012	L, 75-68
vs. No. 6 Kansas (NCAAT)	April 2, 2012	W, 67-59
vs. No. 17 Louisville (NCAAT)	March 31, 2012	W, 74-67
vs. No. 9 Baylor (NCAAT)	March 25, 2012	W, 69-61
vs. No. 16 Indiana (NCAAT)	March 23, 2012	W, 82-70
vs. No. 22 Florida (SECT)	March 10, 2012	W, 87-71
at No. 16 Florida	March 4, 2012	W, 74-59
vs. No. 8 FLORIDA	Feb. 7, 2012	W, 78-58
vs. No. 4 LOUISVILLE	Dec. 31, 2011	W, 69-62
vs. No. 5 NORTH CAROLINA	Dec. 3, 2011	W, 73-72
vs. No. 12 Kansas (New York)	Nov. 15, 2011	W, 75-65
vs. No. 9 UConn (NCAAT)	April 2, 2011	L, 56-55
vs. No. 7 North Carolina (NCAAT)	March 27, 2011	W, 76-69
vs. No. 1 Ohio State (NCAAT)	March 25, 2011	W, 62-60
vs. No. 22 West Virginia (NCAAT)	March 19, 2011	W, 71-63
vs. No. 12 Florida (SECT)	March 13, 2011	W, 70-54
vs. No. 21 VANDERBILT	March 1, 2011	W, 68-66
vs. No. 13 FLORIDA	Feb. 26, 2011	W, 76-68
at No. 21 Vanderbilt	Feb. 12, 2011	L, 81-77
at No. 22 Louisville	Dec. 31, 2010	W, 78-63
vs. No. 23 Notre Dame (Louisville)	Dec. 8, 2010	W, 72-58
vs. No. 13 Washington (Maui)	Nov. 23, 2010	W, 74-67
vs. No. 6 West Virginia (NCAAT)	March 31, 2010	L, 73-66
vs. No. 15 Tennessee (SECT)	March 13, 2010	W, 74-65
at No. 19 Tennessee	Feb. 27, 2010	L, 74-65
at No. 17 Vanderbilt	Feb. 20, 2010	W, 58-56
vs. No. 12 TENNESSEE	Feb. 13, 2010	W, 73-62
vs. No. 25 OLE MISS	Feb. 2, 2010	W, 85-75
vs. No. 21 VANDERBILT	Jan. 30, 2010	W, 85-72
vs. No. 14 UConn (New York)	Dec. 9, 2009	W, 64-61
vs. No. 10 NORTH CAROLINA	Dec. 5, 2009	W, 68-66

Calipari's Record at Kentucky ...

vs. No. 1	3-2	vs. Top 25	64-39
vs. Top 3	5-6	Home	22-6
vs. Top 5	12-11	Away	9-15
vs. Top 10	25-23	Neutral	33-18
vs. Top 15	40-28	SEC Tourney	6-2
vs. Top 20	53-35	NCAA Tourney	17-7

Calipari Ahead of the Pack at Kentucky

Through 12 seasons at Kentucky, John Calipari's time in Lexington has been every bit as successful -- and more -- as fans hoped it would when he agreed to become the head coach at Kentucky in the spring of 2009.

By just about every measure, he is the most successful coach in college basketball during the last decade-plus. Among schools who have been to at least two Elite Eights and a Final Four since 2009-10, Calipari ranks:

- First in NCAA Tournament wins (31)
- First in Final Four appearances (four)
- First in Elite Eight appearances (seven)
- First in Sweet Sixteen appearances (eight)
- Second in league tournament titles (six)
- Third in wins (339)
- Third in regular-season conference titles (six)
- Third in NCAA titles (one)

First-Ballot Hall of Famer

Kentucky men's basketball coach John Calipari joined basketball's fraternity of legends in September 2015 after being elected to the Naismith Memorial Basketball Hall of Fame on the first ballot.

Calipari joined an elite group of basketball players and coaches in the Naismith Hall of Fame, considered to be one of the ultimate honors in the sport. The Class of 2015 included Calipari, Dick Bevetta, Wildcat Louie Dampier, Lindsay Gaze, Tom Heinsohn, John Isaacs, Spencer Haywood, Lisa Leslie, Dikembe Mutombo, George Raveling and JoJo White.

Calipari was inducted in Springfield, Massachusetts. Nearly 70 former players joined him on stage during his acceptance speech.

Coach Cal Immortalized at UMass with Statue Unveiling

John Calipari's Hall of Fame rise began at UMass, and the school honored his program's breakthrough in the 1990s by unveiling a statue of Calipari on the Amherst campus in September.

Calipari was one of four icons synonymous with UMass basketball to earn the honor. Calipari's statue was unveiled next to Marcus Camby, Julius Erving and the late Jack Leaman outside the Mullins Center.

At UMass, Calipari led the Minutemen to a 193-71 on-court record in his eight seasons as head coach from 1989-96. His .731 career winning percentage remains the best in school history, and he ranks second all-time at UMass in victories with 193.

Calipari led UMass to five straight NCAA Tournament appearances from 1992 to 1996 after UMass had gone to the NCAAs only once in the first 81 years of the program. His Minutemen made the Atlantic 10's first and only Final Four appearance during the 1996 season, during which they went 35-2 overall and spent 10 weeks ranked No. 1 in the nation. Following the 1996 season, Calipari was named National Coach of the Year by the National Association of Basketball Coaches, The Sporting News and Naismith.

UMass won five straight Atlantic 10 Conference regular-season and tournament titles under Calipari from 1992 to 1996, becoming only the second team in NCAA history to win its conference championships in the regular season and postseason for five consecutive years.

A three-time Atlantic 10 Coach of the Year selection in 1992, 1993 and 1996, Calipari coached a National Player of the Year (Marcus Camby, 1996), two First Team All-Americans (Lou Roe, 1995; Camby, 1996), three Atlantic 10 Players of the Year (Harper Williams, 1992; Roe, 1995; Camby, 1996) and a total of 24 All-Atlantic 10 selections during his eight seasons at UMass.

Calipari's 1996 Final Four Team was also inducted into the UMass Athletics Hall of Fame.

Coach Cal Court

Not only did John Calipari have a statue erected in his honor this past offseason, the court at Clarion -- Calipari's alma mater -- is now named after the Hall of Famer. The court in Tippin Gymnasium was officially renamed the John V. Calipari Court in September and will be known as Coach Cal Court.

Like many coaches, Calipari began his career in basketball on the court as a player. He he was a star high school basketball player at Moon High School in Western Pennsylvania under another Clarion graduate Joe Sacco. Calipari started his college playing career at UNC Wilmington before transferring to Clarion in 1981, helping the Golden Eagles reach their first NCAA Division II Tournament in program history that year.

Under legendary head coach Joe DeGregorio, Clarion went 23-6 and reached the East Region championship game. Calipari was a key member of Clarion's 1981-82 team that started the season 7-0 and ranked third in Division II at one point.

Calipari has remained close with the program throughout his career.

Calipari Named Coach of the Decade

Underscored by more victories than any other coach or program in his first 10 seasons at the helm at Kentucky, more Final Four appearances, a record number of NBA Draft picks, and the 2012 national championship, John Calipari was named the College Basketball Coach of the Decade by Sporting News in January 2020.

In a piece penned by national writer Mike DeCourcy, Sporting News credited Calipari for changing the college basketball landscape. Detailing Calipari's success -- what DeCourcy described as a "college basketball revolution" -- DeCourcy wrote that "no one defined the 2010s in the same way as Calipari ... nor achieved the same degree of consistent success."

In an era where kids can enter the NBA Draft at 19 years old, Calipari masterfully balances the priority of players' long-term professional dreams with individual and team development, leading to on-court success that no other team has matched.

"I knew we were going to make the program -- and I said it at the press conference -- it was going to be a players-first program," Calipari told Sporting News. "We were going to make decisions based on them and their needs. And it's not just about the name on the front. It'll be about the name on the back. That's how we're going to do this."

Calipari Receives Guardians of the Game Award

John Calipari was one of eight coaches to receive the National Association of Basketball Coaches' Guardians of the Game Pillar Awards in 2021 for his work with the John McLendon Minority Leadership Initiative.

The Guardians of the Game Pillar Awards represent the NABC's core values of advocacy, education, inclusion and leadership. Calipari was one of three coaches, alongside Harvard head coach Tommy Amaker and South Carolina head coach Frank Martin, who received the award for inclusion.

Calipari, Amaker and Martin were honored for leading and launching the McLendon Minority Leadership Initiative, a coach-driven initiative to provide minorities a jump-start to their careers through practical experiences, opportunities to build their



COACH CALIPARI

UK vs. AP Ranked Foes Under Cal Record as AP Top-Ranked Coach Since 2009-10

Coach	Schools	Records
1. John Calipari	Kentucky	69-8
2. Mark Few	Gonzaga	61-6
3. Mike Krzyzewski	Duke	53-12
4. Bill Self	Kansas	46-9
5. Jay Wright	Villanova	28-6
6. Jim Boeheim	Syracuse	15-4
7. Tom Crean	Indiana	14-3
8. Thad Matta	Ohio State	13-2
9. Sean Miller	Arizona	12-1
10. Tom Izzo	Michigan State	12-4

Record as AP Top-Ranked Coach Active

Coach	Schools	Records
1. Mike Krzyzewski	Duke	219-36
2. John Calipari	UK, Memphis, UMass	110-13
3. Mark Few	Gonzaga	61-6
4. Bill Self	Kansas	48-10
5. Bruce Weber	Illinois	30-2
6. Jay Wright	Villanova	28-6
7. Jim Boeheim	Syracuse	24-5
8. Bob Huggins	Cincinnati	20-4
9. Tom Izzo	Michigan State	15-5
10. Tom Crean	Indiana	14-3

through games on Dec. 18

All-Time Calipari Draft Picks

Player (School)	Round	Year (Overall)
Bam Adebayo (UK)	First	2017 (14)
Eric Bledsoe (UK)	First	2010 (18)
Devin Booker (UK)	First	2015 (13)
Brandon Boston Jr. (UK)	Second	2021 (51)
Antonio Burks (MEM)	Second	2004 (36)
Marcus Camby (UMASS)	First	1996 (2)
Rodney Carney (MEM)	First	2006 (16)
DeMarcus Cousins (UK)	First	2010 (5)
Willie Cauley-Stein (UK)	First	2015 (6)
Anthony Davis (UK)	First	2012 (1)
Hamidou Diallo (UK)	Second	2018 (45)
Joey Dorsey (MEM)	Second	2008 (33)
C. Douglas-Roberts (MEM)	Second	2008 (40)
Robert Dozier (MEM)	Second	2009 (60)
Tyrece Evans (MEM)	First	2009 (4)
De'Aaron Fox (UK)	First	2017 (5)
S. Gilgeous-Alexander (UK)	First	2018 (11)
Archie Goodwin (UK)	First	2013 (29)
Josh Harrellson (UK)	Second	2011 (45)
Andrew Harrison (UK)	Second	2015 (44)
Tyler Herro (UK)	First	2019 (13)
Isaiah Jackson (UK)	First	2021 (22)
Dakari Johnson (UK)	Second	2015 (48)
Keldon Johnson (UK)	First	2019 (29)
Terrence Jones (UK)	First	2012 (18)
Enes Kanter (UK)	First	2011 (3)
Michael Kidd-Gilchrist (UK)	First	2012 (2)
Brandon Knight (UK)	First	2011 (8)
Kevin Knox (UK)	First	2018 (9)
Skal Labissiere (UK)	First	2016 (28)
Doron Lamb (UK)	Second	2012 (42)
DeAndre Liggins (UK)	Second	2011 (53)
Trey Lyles (UK)	First	2015 (12)
Tyrese Maxey (UK)	First	2020 (21)
Darius Miller (UK)	Second	2012 (46)
Malik Monk (UK)	First	2017 (11)
Jamal Murray (UK)	First	2016 (7)
Nerlens Noel (UK)	First	2013 (6)
Daniel Orton (UK)	First	2010 (29)
Patrick Patterson (UK)	First	2010 (14)
Immanuel Quickley (UK)	First	2020 (25)
Julius Randle (UK)	First	2014 (7)
Nick Richards (UK)	Second	2020 (42)
Lou Roe (UMass)	Second	1995 (30)
Derrick Rose (MEM)	First	2008 (1)
Marquis Teague (UK)	First	2012 (29)
Karl-Anthony Towns (UK)	First	2015 (1)
Tyler Ulis (UK)	Second	2016 (34)
Jarred Vanderbilt (UK)	Second	2018 (41)
Dajuan Wagner (MEM)	First	2002 (6)
John Wall (UK)	First	2010 (1)
PJ Washington (UK)	First	2019 (12)
Shawne Williams (MEM)	First	2006 (17)
James Young (UK)	First	2014 (17)

network, and instilling the values of John McLendon: integrity, education, leadership and mentorship.

Calipari spearheaded the MLI after watching the nation confront issues of social injustice and racial inequality. He recruited Amaker and Martin, both members of the NABC Committee on Racial Reconciliation, to join him to make change on college campuses and present opportunities for minorities. His idea was to recruit minority candidates, known as MLI Future Leaders, and provide access and opportunity with real-world experience and networking platforms designed to elevate talented young women and men of color.

The initiative has drawn more than 80 coaches nationally from basketball, football and baseball across the country to serve as both MLI Ambassadors and be the primary source of funding.

In the first year of the initiative, more than 30 Future Leaders were hired at institutions and organizations and more than 20 landed full-time positions after a year in the program. In the early stages of year two, more than 40 Future Leaders are working at universities and college-driven sports organizations across the country. Nearly \$4 million has been raised in funding for the initiative.

Moving Up the Kentucky Career Wins, Games Coached List

With an 80-53 victory vs. Auburn on Feb. 23, 2019, John Calipari moved past Joe B. Hall for the second-most wins in program history. Calipari trails only the legendary Adolph Rupp (876 wins) for the most wins at UK and earned win No. 300 at Ole Miss on March 5, 2019. When Calipari tied Hall with his 297th win at Missouri on Feb. 19, 2019, he did so 32 games faster than Hall and just two games slower than Rupp.

Although he's still climbing the charts, he's doing it nearly as fast as anyone else in NCAA history. With the aforementioned win over Ole Miss, Calipari became the fourth-fastest coach to 300 wins (369 games) at one program in NCAA history. Only Bill Self (358 games at Kansas), Claire Bee (359 games at Long Island) and Rupp (366 at UK) got there faster.

Calipari also passed Hall for the second-most coached games at UK. Hall's 13-year career with the Wildcats ended with his 397th game. Calipari and Kentucky's win over Mississippi State on Feb. 4, 2020, marked his 398th career game at the UK helm. Rupp is first in games coached with a 41-season tenure spanning 1,066 career games.

Calipari Coaches in 1,000th Career Game

John Calipari coached in his 1,000th career game on Jan. 2, 2021, vs. Mississippi State. He was 777-223 (77.7%) after his 1,000th game with stops at Kentucky, Memphis and UMass. He just entered his 13th season at Kentucky, the longest stop of his 29 seasons

UK Collegiate Awards Under Calipari

All-America Honors (NCAA Recognized)	CoSIDA Academic All-America	Tyler Ulis	2015
DeMarcus Cousins (2010)	Alex Poythress (2nd)	Jamal Murray	2016
AP (1), NABC (2), USBWA (2), SN (2)		Bam Adebayo	2017
	All-SEC	De'Aaron Fox	2017
John Wall (2010)	DeMarcus Cousins (2010)	Malik Monk	2017
AP (1), NABC (1), USBWA (1), SN (1)	Patrick Patterson (2010)	Shai Gilgeous-Alexander	2018
	John Wall (2010)	Kevin Knox	2018
Anthony Davis (2012)	Terrence Jones (2011)	Tyler Herro	2019
AP (1), NABC (1), USBWA (1), SN (1)	Brandon Knight (2011)	Keldon Johnson	2019
	Anthony Davis (2012)	Tyrese Maxey	2020
Michael Kidd-Gilchrist (2012)	Mike Kidd-Gilchrist (2012)	Isaiah Jackson	2021
USBWA (2), SN (2), AP (3), NABC (3)	Terrence Jones (2012)		
	Doron Lamb (2012)	NCAA Final Four Team	
Julius Randle (2014)	Nerlens Noel (2013)	Anthony Davis (MVP)	2012
AP (3), NABC (3)	Julius Randle (2014)	Michael Kidd-Gilchrist	2012
	James Young (2014)	Doron Lamb	2012
Willie Cauley-Stein (2015)	Devin Booker (2015)	Julius Randle	2014
AP (1), NABC (1), USBWA (1), SN (1)	Willie Cauley-Stein (2015)	James Young	2014
	Aaron Harrison (2015)	NCAA All-Regional	
Karl-Anthony Towns (2015)	Karl-Anthony Towns (2015)	DeMarcus Cousins	2010
AP (2), NABC (2), SN (3)	Jamal Murray (2016)	John Wall	2010
	Tyler Ulis (2016)	Josh Harrellson	2011
Jamal Murray (2016)	Bam Adebayo (2017)	Brandon Knight (MVP)	2011
AP (3)	De'Aaron Fox (2017)	DeAndre Liggins	2011
	Malik Monk (2017)	M. Kidd-Gilchrist (MVP)	2012
Tyler Ulis (2016)	Shai G.-Alexander (2018)	Anthony Davis	2012
AP (1), SN (1), USBWA (2), NABC (2)	Kevin Knox (2018)	Doron Lamb	2012
	Tyler Herro (2019)	Aaron Harrison	2014
Malik Monk (2017)	Keldon Johnson (2019)	Marcus Lee	2014
SN (2), USBWA (2), NABC (2), AP (2)	PJ Washington (2019)	Julius Randle (MVP)	2014
	Tyrese Maxey (2020)	Willie Cauley-Stein	2015
PJ Washington (2019)	Nick Richards (2020)	Andrew Harrison	2015
SN (3), USBWA (3), NABC (3), AP (3)	Immanuel Quickley (2020)	Karl-Anthony Towns (MVP)	2015
		De'Aaron Fox	2017
SEC Player of the Year	SEC All-Defensive Team	Isaac Humphries	2017
John Wall	Patrick Patterson	Tyler Herro	2019
Anthony Davis	DeAndre Liggins	PJ Washington	2019
Tyler Ulis	Anthony Davis		
Malik Monk	Michael Kidd-Gilchrist	SEC All-Tournament Team	
Immanuel Quickley	Nerlens Noel	John Wall (MVP)	2010
	Willie Cauley-Stein	Eric Bledsoe	2010
SEC Defensive Player of the Year	Willie Cauley-Stein	DeMarcus Cousins	2010
Anthony Davis	Tyler Ulis	Darius Miller (MVP)	2011
Nerlens Noel	Ashton Hagans	Brandon Knight	2011
Willie Cauley-Stein	Ashton Hagans	Josh Harrellson	2011
Tyler Ulis	Nick Richards	Anthony Davis	2012
Ashton Hagans (shared)	Isaiah Jackson	Terrence Jones	2012
		Aaron Harrison	2014
SEC Freshman (Coaches)/Newcomer (AP) of the Year	Coaches' SEC All-Freshman Team	Julius Randle	2014
DeMarcus Cousins	Eric Bledsoe	Willie Cauley-Stein (MVP)	2015
John Wall	DeMarcus Cousins	Aaron Harrison	2015
Terrence Jones	John Wall	Andrew Harrison	2015
Anthony Davis	Brandon Knight	Jamal Murray	2016
Nerlens Noel	Terrence Jones	Tyler Ulis (MVP)	2016
Julius Randle	Doron Lamb	Bam Adebayo	2017
Karl-Anthony Towns	Anthony Davis	De'Aaron Fox (MVP)	2017
Malik Monk	Michael Kidd-Gilchrist	Dominique Hawkins	2017
Kevin Knox	Willie Cauley-Stein	Wenyen Gabriel	2018
Tyler Herro	Archie Goodwin	Shai G.-Alexander (MVP)	2018
Keldon Johnson	Nerlens Noel	Kevin Knox	2018
	Alex Poythress		
SEC Sixth Man of the Year	Julius Randle		
Darius Miller	James Young		
Kyle Wiltjer	Devin Booker		
Devin Booker	Trey Lyles		
	Karl-Anthony Towns		



COACH CALIPARI

as a college head coach.

Calipari remains the only coach in NCAA history with at least 189 victories at three different schools and is the second-winningest coach in school history. Only two Division I coaches posted more wins through their first 1,000 career games than Calipari.

Most Wins Through First 1,000 Games

- Adolph Rupp - 824
- Roy Williams - 790
- John Calipari - 777
- Dean Smith - 776

700 Victories and Counting

With Kentucky's win over UIC on Nov. 26, 2017, John Calipari reached 700 on-court wins. At the time he was one of just 41 coaches, regardless of NCAA level of classification, to reach that barrier. Only 29 coaches have done it with at least 10 seasons at the Division I level.

Calipari became the fourth-fastest coach to 700 on-court wins ever at 894 games. Only Adolph Rupp (836 games), Jerry Tarkanian (876 games) and Roy Williams (879 games) did it faster.

Calipari Unrivaled in Conference

John Calipari has won 16 league regular-season championships (including six Southeastern Conference titles) eight more than the next-closest coach in the SEC (Bruce Pearl, Ben Howland and Kermit Davis have eight). Calipari has won six SEC Tournament championships at Kentucky and owns 15 conference tournament titles in his career, 11 more than his closest competitors (Howland, Davis and Nate Oats).

Calipari has tallied a 367-116 (76.0%) all-time record within conference play as a head coach and owns a 159-50 (76.1%) record since joining the SEC.

Although he's been publicly outspoken against conference tournaments -- only because he doesn't favor playing three or more games on consecutive days to win the tournament -- his teams have gotten up for them. Calipari's teams at UMass, Memphis and Kentucky have been to 19 conference championship games in his career, winning a remarkable 15 of them. Calipari is 57-13 (81.4%) all-time in conference tournaments, including 23-5 (82.1%) at UK. Calipari ranks fourth in SEC Tournament wins.

Calipari in Elite Company with Conference Championships

When Kentucky clinched a share of the 2017 Southeastern Conference championship, John Calipari became the first NCAA Division I coach to lead three different programs (UMass, Memphis, Kentucky) to five on-court regular-season league titles five different times. He won the Atlantic 10 at the helm of UMass in 1992, '93, '94, '95 and '96. Memphis claimed the Conference USA crown in 2004, '06, '07, '08 and '09, and Kentucky has captured the SEC six times in 2010, '12, '15, '16, '17 and '20.

Perhaps more impressive is that Calipari has 31 combined regular-season and tournament championships after clinching the SEC regular-season crown in 2020. That trails only Mark Few of Gonzaga (36 titles) among all active coaches. All-time, Calipari trails only the great Adolph Rupp (41) and Few.

There's No Place Like Home

John Calipari-coached teams have posted an all-time record of 434-49 (89.9%) record at home in his stops at UMass, Memphis and Kentucky. At UK, Coach Cal is 195-17 (92.0%) in Rupp Arena.

In five of Calipari's 12 complete seasons at Kentucky, the Wildcats have posted an undefeated record at home, including a school-record 19-0 mark during the 2014-15 season.

Calipari owns both of UK's longest winning streaks in the arena. He began his career at UK with a 54-game winning streak at Rupp Arena. It was the longest winning streak since the arena opened in 1976. With a win over Georgia on Feb. 9, 2016, he secured the second-longest streak in the storied building at 34 games (which ended at 42).

Coach	Streak (Yrs)
1. John Calipari	54 (2010-13)
2. John Calipari	42 (2014-17)
3. Rick Pitino	33 (1992-94)
4. Joe B. Hall	30 (1981-82)
5. Rick Pitino	27 (1995-97)

Life Away From Home Isn't So Bad Either

As good as John Calipari's team's have been at home, they're pretty good in hostile environments on the road. Dating back to the 2005-06 season, Calipari has recorded a 112-54 (67.5%) record on the road. At neutral-site venues, Kentucky is 80-28 (74.1%) under Calipari.

Calipari at No. 1

John Calipari is one of just two coaches (Frank McGuire) to lead three programs to a No. 1 ranking in the Associated Press Top 25.

Calipari has led seven of his 13 UK teams to the No. 1 ranking and eight of his last 15 teams to the top (he's done it 10 times overall). When Coach Cal's teams are at the top, they're difficult to knock off:

- Calipari is 110-13 (89.4%) as the top-ranked Associated Press Top 25 coach in the country
- He's 69-8 (89.6%) when his team is atop the AP Top 25 as UK's head coach
- Calipari tallied a 32-4 mark at UMass at No. 1 and he was 9-1 at Memphis
- He (110) trails only Duke's Mike Krzyzewski (219) in active coaches with victories at No. 1
- Calipari has coached 123 career games as a No. 1 team, fourth most in NCAA history, trailing Krzyzewski (255), John Wooden (228) and Adolph Rupp (127)
- Among coaches who have owned a No. 1 ranking in at least 119 games, Calipari's winning percentage of 89.4% trails only Wooden (95.2%) and is ahead of active coach Krzyzewski (85.8%)

Recruiting Trail

The Wildcats have signed more top-25 players under John Calipari's than any other school. Nearly a quarter of all Rivals' top-10 prospects over the past 13 classes have signed with Coach Cal and the Cats. The following list is freshman signees only.

PLAYER (YEAR)	ESPN	RIVALS	247	MCD	JB
Sky Clark ('22)	16	21	18		
Chris Livingston ('22)	12	8	5		
Shaedon Sharpe ('22)	1	1	1		
Cason Wallace ('22)	9	10	7		
Daimion Collins ('21)	19	18	13	Y	Y
Bryce Hopkins ('21)	33	38	43	Y	Y
TyTy Washington Jr. ('21)	14	14	19	Y	Y
Devin Askew ('20)	26	33	37	Y	Y
Brandon Boston Jr. ('20)	7	5	6	Y	Y
Terrence Clarke ('20)	10	8	10	Y	Y
Cam'Ron Fletcher ('20)	61	49	80		
Isaiah Jackson ('20)	34	28	34	Y	
Lance Ware ('20)	46	36	43		
Kareem Watkins ('20)	NR@	NR@	NR@		
Dontaie Allen ('19)	NR	NR	98		
Keion Brooks Jr. ('19)	36	29	14	Y	
Brennan Canada ('19)	NR@	NR@	NR@		
Johnny Juzang ('19)	30	34	31		
Tyrese Maxey ('19)	13	10	10	Y	Y
Kahlil Whitney ('19)	12	14	11	Y	Y
Ashton Hagans ('18)	20	13	12		
Tyler Herro ('18)	30	36	38	Y	Y
Keldon Johnson ('18)	7	15	18	Y	Y
EJ Montgomery ('18)	14	11	6	Y	
Zan Payne ('18)	NR	NR	NR		
Immanuel Quickley ('18)	25	22	19	Y	
Jemarl Baker Jr. ('17)	66	82	90		
Hamidou Diallo ('17)	11~	10~	11		
Shai Gilgeous-Alexander ('17)	35	34	20		
Quade Green ('17)	24	22	33	Y	Y
Kevin Knox ('17)	10	10	18	Y	Y
Nick Richards ('17)	17	17	15	Y	Y
Jarred Vanderbilt ('17)	19	14	12	Y	Y
PJ Washington ('17)	12	15	9	Y	Y
Bam Adebayo ('16)	5	7	12	Y	Y
Brad Calipari ('16)	NR	NR	NR		
De'Aaron Fox ('16)	6	6	6	Y	Y
Wenyen Gabriel ('16)	14	13	14	Y	Y
Sacha Killeya-Jones ('16)	24	24	25	Y	Y
Malik Monk ('16)	9	9	10	Y	Y
Tai Wynyard ('16)	NR	NR	NR		
Isaiah Briscoe ('15)	13	10	16	Y	Y
Jonny David ('15)	NR@	NR@	NR@		
Isaac Humphries ('15)	49	NR^	62		
Skal Labissiere ('15)	2	1	2	Y	
Charles Matthews ('15)	42	48	74	Y	
Jamal Murray ('15)	NA^	9	10		
Devin Booker ('14)	18	29	22	Y	Y
Trey Lyles ('14)	6	13	17	Y	Y
Karl-Anthony Towns ('14)	9	5	2	Y	Y
Tyler Ulis ('14)	25	21	20	Y	Y
EJ Floreal ('13)	NR@	NR@	NR@		
Aaron Harrison ('13)	9	7	5	Y	Y
Andrew Harrison ('13)	5	5	3	Y	Y
Dominique Hawkins ('13)	NR	NR	151		
Dakari Johnson ('13)	7	9	8	Y	Y
Marcus Lee ('13)	25	19	14	Y	Y
Julius Randle ('13)	3	2	2	Y	Y
Derek Willis ('13)	NR	115	58		
James Young ('13)	8	11	10	Y	Y
Archie Goodwin ('12)	15	14	18	Y	Y
Willie Cauley-Stein ('12)	40	40	47		
Nerlens Noel ('12)	1	2	1	Y	
Alex Poythress ('12)	13	8	7	Y	Y
Anthony Davis ('11)	1	2	1	Y	Y
Michael Kidd-Gilchrist ('11)	4	3	2	Y	Y
Sam Malone ('11)	NR@	NR@	NR@		
Brian Long ('11)	NR@	NR@	NR@		
Marquis Teague ('11)	8	5	6	Y	Y
Kyle Wiltjer ('11)	19	22	21	Y	Y
Terrence Jones ('10)	9	13	8*	Y	Y
Enes Kanter ('10)	25	3	3*		
Brandon Knight ('10)	4	6	6*	Y	Y
Doron Lamb ('10)	29	21	28*	Y	Y
Jarrod Polson ('10)	NR@	NR@	NR*@		
Stacey Poole, Jr. ('10)	51	33	67*		
Eric Bledsoe ('09)	NR	23	37*		
DeMarcus Cousins ('09)	4	2	3*	Y	Y
Jon Hood ('09)	92	40	46*		
Daniel Orton ('09)	13	22	17*	Y	
John Wall ('09)	5	1	2*	Y	

Top-10 Players	25	28	28
Top-25 Players	50	52	52
Top-50 Players	62	66	63
McDonald's All-Americans			38
Jordan Brand Classic All-Americans			47

* Scout.com ranking | ~ final ranking in the 2017 class before early enrollment | ^ reclassified after final rankings were released @ originally joined team as walk-on



COACH CALIPARI

- Calipari is 6-4 vs. the AP top-ranked team in the land, including 3-2 at UK after defeating Michigan State in 2019-20
- According to ESPN, his 60.0% winning percentage against AP top-ranked teams is the best for any head coach

The Success Rate

John Calipari has graduated 100% of the players (23 of 23) who have been eligible to receive their diploma by the end of their senior years and exhausted their athletic eligibility. Of that group, Brad Calipari, current Wildcat Zan Payne, Patrick Patterson, Jarrod Polson, Alex Poythress completed their degrees in three years.

In the NCAA's Academic Progress Rate, which measures eligibility, retention and graduation, Kentucky has posted a single-year Academic Progress Rate of 977 or higher in every season under Calipari, including a perfect 1,000 in six of the last seven single-year reports (numbers were not released last year due to the COVID-19 pandemic).

UK's four-year composite score in the most recent report, which was released in May 2020, was a 994 out of 1,000, earning the team an NCAA academic award for the sixth year in a row for finishing in the top 10% of Division I men's basketball programs.

The Wildcats routinely perform well in the classroom, including posting a 3.122 grade-point average in the 2020 fall semester.

Dream Maker

As someone who prides himself on helping young men reach their dreams, John Calipari has helped 54 players earn selection in the NBA Draft during his college coaching career, including 43 in his first 12 seasons at UK, more than any other coach.

- Four No. 1 overall selections (Derrick Rose, John Wall, Anthony Davis and Karl-Anthony Towns) during the nine drafts from 2008 to 2016. No other coach has more than three No. 1 picks
- In 2010, five of his UK players were selected in the first round for the first time in NBA history
- His six players in the 2012 and 2015 NBA drafts are the most in the two-round era
- Churned out 43 NBA Draft picks, 32 first-rounders (more than the entire Big Ten during the same time span), three No. 1 selections, seven top-five picks and 21 lottery picks at Kentucky
- Of the 61 full-time scholarship players who have finished their college careers at Kentucky under Calipari (did not transfer or leave the program early), 43 have been selected in the NBA Draft, a 70.5% success rate. Another seven of those made the NBA. This does not include the late Terrence Clarke
- Of the 30 players at UK who have declared for the NBA Draft at the conclusion of their freshman seasons, 27 have been first-round picks. All previous players have played game in the NBA. He is 31 for 34 when including his players from Memphis. This does not include the late Terrence Clarke
- Only coach to produce the top two picks in the same draft (2012, Davis and Michael Kidd-Gilchrist)
- Produced a top-10 pick in 12 straight drafts from 2008-19, the only school to do so during that time period
- Eight of his former players have been named NBA All-Stars (26 total and all since 2010), six have been tabbed All-NBA (11 times), three were named NBA Rookie of the Year, and 15 players from Calipari's first 11 teams at UK have made the NBA All-Rookie teams. Rose was named NBA MVP in 2011 and Davis won NBA All-Star MVP honors in 2017

Developing Talent

John Calipari hasn't just signed the best talent in the country while he's been at Kentucky; he's been the best at developing that talent and getting it ready for the next level.

Of the 40 top-25 Rivals.com players Kentucky has signed who did not transfer or leave the program early (and aren't still actively playing at UK), 34 were drafted and 26 were selected in the first round. But that's only half the story. Calipari's players don't just make it to the pros, they're better prepared than anyone else. The proof is in the numbers.

Entering the 2021-22 NBA season, Calipari's NBA pros had amassed nearly \$3.5 billion in career NBA contracts, which doesn't include endorsement deals and overseas contracts. Of his UK players in the NBA, they have nearly \$3 billion in career contracts.

There's more: Of UK's 21 lottery picks in the Calipari era, 18 have earned second contracts in the NBA with 11 of them cashing in on max contracts. Of the four who haven't earned second contracts, all have been drafted in the last four years and are still on their rookie deal. Since Calipari's first draft class, 33 lottery selections have earned max contracts in the NBA. Eleven of those players are Kentucky alums. Duke (three), Georgetown (two) and Kansas (two) are the only other programs to have multiple lottery selections earn a max contract.

Double-Digit Win Streaks

John Calipari's teams have posted 19 streaks of 10 or more wins at Kentucky, Memphis and UMass, including six at UK. They have won 15 or more straight games nine times, 20 or more six times, 25 or more five times, and 30 or more once. Of course, the most famous streak was the 38-0 start during the 2014-15 season.

- | | | | |
|-------------------------|---------------------------|--------------------------|---------------------------|
| 1. 38 Kentucky, 2014-15 | 6. 24 Kentucky, 2011-12 | T10. 14 UMass, 1991-92 | T16. 10 Kentucky, 2018-19 |
| 2. 27 Memphis, 2008-09 | 7. 19 Kentucky, 2009-10 | T12. 12 Memphis, 2007-08 | T16. 10 Kentucky, 2010-11 |
| T3. 26 Memphis, 2007-08 | 8. 16 UMass, 1994-95 | T12. 12 Memphis, 2002-03 | T16. 10 Memphis, 2001-02 |
| T3. 26 UMass, 1995-96 | 9. 15 Memphis, 2005-06 | T12. 12 UMass, 1992-93 | T16. 10 UMass, 1993-94 |
| 5. 25 Memphis, 2006-07 | T10. 14 Kentucky, 2016-17 | 15. 11 Memphis, 2003-04 | |

Calipari Nearly Perfect vs. Former Assistants

John Calipari has made it known that he doesn't enjoy coaching against friends. That hasn't stopped him from winning anyway. Calipari is 18-1 all-time when coaching against former assistants with a win over Tony Barbee and Central Michigan on Nov. 26, 2021. He suffered his first and only loss to a former assistant against former Memphis assistant Josh Pastner, now the head coach of Georgia Tech, on Dec. 6, 2020.

Orlando Antigua - 1-0 Tony Barbee - 9-0 Bruiser Flint - 2-0 Derek Kellogg - 1-0 Chuck Martin - 2-0 Josh Pastner - 1-1 Steve Roccaforte - 2-0

#LaFamilia NBA Awards

Award	Year	Player	Year	Player	Year	Player	Year	Player				
NBA Player of the Year	2011	Karl-Anthony Towns (3rd)	2018	Eric Bledsoe (2nd)	2011	Bam Adebayo	2020	All-Star Game MVP	Anthony Davis	2017		
		Anthony Davis (1st)	2017	Tyreke Evans (1st)	2010	Devin Booker	2020					
		John Wall (3rd)	2017	Derrick Rose (1st)	2010	Anthony Davis	2020					
NBA Rookie of the Year	2016	DeMarcus Cousins (2nd)	2016	Marcus Camby (1st)	1997	Anthony Davis	2019	Rising Stars Challenge MVP	John Wall	2011		
		Anthony Davis (1st)	2015			Karl-Anthony Towns	2019				Jamal Murray	2017
		DeMarcus Cousins (2nd)	2015			DeMarcus Cousins	2018				John Wall	2011
NBA Defensive Player of the Year	2007	Derrick Rose (1st)	2012			Anthony Davis	2018	Slam Dunk Contest Winner	Hamidou Diallo	2019		
		Derrick Rose (1st)	2011			Anthony Davis	2018				John Wall	2014
						Karl-Anthony Towns	2018				John Wall	2017
NBA Most Improved Player of the Year	2021	Immanuel Quickley (2nd)	2021			Anthony Davis	2018	3-Point Contest Winner	Devin Booker	2018		
		Tyler Herro (2nd)	2020			Anthony Davis (1st)	2017					
		PJ Washington (2nd)	2020			Anthony Davis (2nd)	2018				DeMarcus Cousins	2016
NBA Cares Community Assist Award	2021	Shai Gilgeous-Alexander (2nd)	2019			Anthony Davis (2nd)	2015	Skills Challenge Winner	Bam Adebayo	2020		
		Jamal Murray (2nd)	2017			John Wall (2nd)	2015				John Wall	2016
		Karl-Anthony Towns (1st)	2016			Marcus Camby (1st)	2008				DeMarcus Cousins	2015
All-NBA Team	2021	Devin Booker (1st)	2016			Marcus Camby (1st)	2007	Anthony Davis	John Wall	2014		
		DeMarcus Cousins (1st)	2017			Marcus Camby (1st)	2007				Anthony Davis	2015
		Offseason	2017			Marcus Camby (2nd)	2006				John Wall	2015
All-NBA Team	2016	Willie Cauley-Stein (2nd)	2016			Marcus Camby (2nd)	2006	Anthony Davis	John Wall	2014		
		Nerlens Noel (1st)	2015			Marcus Camby (2nd)	2005				Anthony Davis	2014
		Anthony Davis (1st)	2013								John Wall	2014
All-NBA Team	2021	Michael Kidd-Gilchrist (2nd)	2013					Derrick Rose	Derrick Rose	2012		
		Brandon Knight (1st)	2012								Derrick Rose	2011
		Anthony Davis (1st)	2020								Derrick Rose	2010
All-NBA Team	2018	DeMarcus Cousins (1st)	2011					Julius Randle	Julius Randle	2021		
		John Wall (1st)	2011									



COACH CALIPARI

A “players-first” coach with a penchant for helping people reach their dreams, John Calipari, a Naismith Memorial Basketball Hall of Famer, has guided six teams to the Final Four, led one to a national championship and helped 54 players earn selection in the NBA Draft during his 30-year college coaching career.

Calipari guided Kentucky to its eighth national championship and his first national title in 2012. In becoming only the second coach in NCAA history to lead three different schools to the Final Four, he has racked up nearly 800 on-court victories, 20 NCAA Tournament on-court appearances, six Final Fours and numerous national coach of the year honors.

From UMass to Memphis and now Kentucky, Calipari’s career has been successful throughout, but his most recent run in Lexington has been the best stretch of his career. During Calipari’s first 12 seasons at UK, he has led all coaches in NCAA Tournament wins (31), Final Fours (four), Elite Eights (seven) and Sweet 16s (eight). He is in the top three in total wins (339) in that time span.

In 2015, Coach Cal led college basketball’s first ever 38-0 team, and became one of just three coaches to make four Final Fours in a five-year span. At the end of the season, Calipari became the 96th coach to join the Naismith Memorial Basketball Hall of Fame.

While building a program out of obscurity at UMass, laying the foundation at Memphis and restoring luster at the sport’s greatest program at Kentucky, he totaled the second-most wins in NCAA history in the first 20 years of a college coaching career.

Quite honestly, though, Calipari’s on-court success overshadows a much more significant picture.

In his goal to lead a players-first program, he has helped more than 50 young men realize their dreams and reach the NBA level with 54 players earning NBA Draft selections, including a record five first-round draft picks in 2010. Two years later, six Wildcats heard their names called at the 2012 draft, the most in the two-round draft era. UK, with Calipari’s help, would tie those six picks again in 2015, including a record-tying four lottery selections. His four No. 1 overall picks are more than any other coach, and he has had 43 players drafted during his first 12 years at Kentucky, including 32 first-round picks, more than the entire Big Ten combined in that time span.

Calipari’s players have entered the league NBA-ready. His players have garnered 26 All-Star selections -- all since 2010 -- with Anthony Davis winning the game’s MVP honor in 2017. Derrick Rose was named NBA MVP in 2011. Six of his players have been tabbed All-NBA (11 times), three have been named NBA Rookie of the Year and 15 players from Calipari’s first 11 teams at Kentucky have made the NBA All-Rookie teams.

Much like he did at UMass, where his players graduated at nearly 80%, Calipari has stressed academics. Seventeen of his last 20 seniors at Memphis earned their bachelor’s degrees, and all 23 players at UK who were eligible to graduate by the end of their senior years walked away with a diploma in hand, including five players who earned their degree in just three years, including redshirt junior Zan Payne who completed his degree in August. Calipari’s teams routinely have posted a combined team grade-point average of 3.0 or better.

Calipari has raised millions of dollars to help the lives of those in need in the Commonwealth and beyond. He has had a particular passion to assist those impacted by natural disasters. For instance, in 2010, he used a telethon to raise more than \$1 million for victims of the devastating earthquake in Haiti. He followed that up with telethons in 2012, raising \$1 million for victims of Superstorm Sandy, in 2017 for victims of Hurricane Harvey, and played a leading role in the “Kentucky United for Tornado Relief” telethon that is expected to reach \$5 million at the end of December’s online portal.

Calipari launched his foundation in 2012, and since then the foundation has worked with several key partners and donated more than \$1.5 million, a figure that does not include matching funds that have been contributed from individuals and corporations. In 2013, Calipari initiated hosting an annual alumni weekend around his basketball fantasy experience with the intent to raise money for charity. After generating \$350,000 for selected organizations and charities during the inaugural game, the weekend has generated millions of dollars for charity since its inception.

In 2019, when federal workers were without pay due to a government shutdown, he, his wife and his foundation assisted workers with financial help and grocery gift cards. He and his wife, Ellen, teamed up with Fayette County Public Schools to help families in need during the COVID-19 pandemic.

His latest efforts include spearheading the creation of the John McLendon Minority Leadership Initiative, a nationwide coach-driven initiative to provide minorities a jump-start to their careers through practical experiences, opportunities to build their network and instilling the values of John McLendon: integrity, education, leadership and mentorship. Participants in the initiative will be known as MLI Future Leaders.

In 2017, Coach Cal was named the head coach of the 2017 USA Basketball Men’s U19 World Cup Team, which finished third at the 2017 FIBA U19 World Cup in Cairo.

Author of five books, including the New York Times Best Seller “Players First: Coaching from the Inside Out,” Calipari is a master of communication and maximizing talent. He lives by the motto that “it’s never a matter of how far you have fallen, but instead it’s about how high you bounce back.”



BIOGRAPHICAL INFORMATION

Date of Birth: Feb. 10, 1959 | **Wife:** Ellen
Children: Erin, Megan, Brad

Education
Clarion State (1982)

Head Coaching Experience
University of Massachusetts (1989-96)
New Jersey Nets (NBA) (1997-99)
University of Memphis (2001-09)
University of Kentucky (2010-present)

COACHING AWARDS

- 2021 NABC Guardians of the Game Pillar Award - Inclusion
- NABC District 20 Coach of the Year
- USBWA District IV Coach of the Year
- 2020 SEC Coach of the Year (Coaches)
- 2019 *The Sporting News* Coach of the Decade
- 2018 Naismith Hall of Fame 'Service Above Self' Honoree
- 2018 NABC Metropolitan Award
- 2015 Naismith Memorial Basketball Hall of Fame Inductee
- 2015 AP National Coach of the Year
- 2015 Naismith National Coach of the Year
- 2015 NABC National Coach of the Year
- 2015 *The Sporting News* National Coach of the Year
- 2015 Adolph Rupp National Coach of the Year
- 2015 SEC Coach of the Year (AP/Coaches)
- 2015 USBWA District IV Coach of the Year
- 2012 Nell & John Wooden Coach of the Year Leadership Award
- 2012 Naismith National Coach of the Year Finalist
- 2012 SEC Coach of the Year (AP/Coaches)
- 2010 Adolph Rupp National Coach of the Year
- 2010 Naismith National Coach of the Year Finalist
- 2010 SEC Coach of the Year (AP)
- 2010 *Sporting News* SEC Coach of the Year
- 2010 Yahoo! Sports SEC Coach of the Year
- 2010 USBWA District IV Coach of the Year
- 2009 NABC National Co-Coach of the Year
- 2009 *Sports Illustrated* National Coach of the Year
- 2009 Phelan National Coach of the Year
- 2009 Iba National Coach of the Year Finalist
- 2009 C-USA Coach of the Year
- 2008 Naismith National Coach of the Year
- 2008 C-USA Coach of the Year
- 2008 Iba National Coach of the Year Finalist
- 2008 Phelan National Coach of the Year Finalist
- 2007 Phelan National Coach of the Year Finalist
- 2007 USBWA District IV Coach of the Year
- 2007 *Basketball Times* South Region Coach of the Year
- 2006 C-USA Coach of the Year
- 2004 NABC District 7 Coach of the Year
- 1996 Naismith National Coach of the Year
- 1996 NABC National Coach of the Year
- 1996 *The Sporting News* National Coach of the Year
- 1996 Atlantic 10 Coach of the Year
- 1995 Naismith National Coach of the Year Finalist
- 1994 Naismith National Coach of the Year Finalist
- 1994 Atlantic 10 Coach of the Year
- 1993 USBWA District I Coach of the Year
- 1993 Atlantic 10 Coach of the Year
- 1992 Eastern Basketball Coach of the Year



COACH CALIPARI

NCAA DIVISION I ACTIVE WINNINGEST COACHES

(On-court by percentage - min. 10 yrs. at Division I level through the end of the 2020-21 season)

NO.	COACH/TEAM	YRS.	PCT.
1.	Mark Few	22	.836
2.	John Calipari	29	.771
3.	Bill Self	28	.766
4.	Mike Krzyzewski	46	.764
5.	Rick Pitino	33	.738

SINCE 2005-06 ...

Since the 2005-06 season, John Calipari's on-court record ranks him as the winningest coach. Totals through games on Dec. 18.

	COACH	RECORD
1.	John Calipari	484-109
	Bill Self	484-103
3.	Mark Few	480-90
4.	Mike Krzyzewski	459-116
5.	Roy Williams	433-148

MISCELLANEOUS ON-COURT RECORDS

Overall On-Court Record:792-235 (.771)
 March/April Record:.....164-53 (.756)
 NCAAT Record:.....56-19 (.747)
 Record in Conference Games:.....367-116 (.760)
 Record in Conference Tournament:.....57-13 (.814)

- Calipari owns the NCAA's most single-season wins with 38, tying his own record (Memphis in '08 and UK in '12) in 2015 with 38 wins. He owns the most single-season wins at UMass, Memphis and UK
- Calipari is the winningest coach in NCAA Division I history for a five-year span with 173 victories (2008-12)
- Calipari is the first coach in NCAA Division I history to record five straight on-court 30-win seasons. Memphis hit the 30-win plateau from 2006-09
- Calipari is one of only two coaches (Rick Pitino) to lead three different schools to a Final Four
- Calipari is one of only three coaches (John Wooden, Mike Krzyzewski) to go to four Final Fours in five seasons
- Calipari has advanced to the Sweet Sixteen in 12 of the last 15 NCAA Tournaments and the Elite Eight in 10 of the last 15
- Calipari started with a 54-0 record in Rupp Arena as head coach of the Wildcats
- Calipari has helped 43 players earn selection in the NBA Draft (32 first-round picks) over the last 12 seasons
- Calipari has more wins (327) in a 10-year period (2006-15) than any other coach in college basketball history
- Calipari is the fourth-fastest NCAA Division I men's basketball coach to reach 300 victories at a single school
- Calipari's 31 combined regular season and tournament league titles trail only Mark Few (37) of Gonzaga for the most among active coaches
- Calipari is the fourth-fastest coach to 700 on-court wins, behind Adolph Rupp, Jerry Tarkanian and Roy Williams
- Calipari has the second-most wins in school history, behind only Adolph Rupp
- Calipari's 31 NCAA Tournament wins are the most in school history. Rupp had 30

CAL IN CONFERENCE

SEC COACHES	CONFERENCE CHAMPIONSHIPS	Tournament Championships	Conference Coach of the Year
Nate Oats, Alabama	3	4	4
Eric Musselman, Arkansas	3	1	1
Bruce Pearl, Auburn	8	3	7
Michael White, Florida	3	0	3
Tom Crean, Georgia	3	0	3
John Calipari, Kentucky	16	15	10
Will Wade, LSU	2	0	1
Cuonzo Martin, Missouri	1	0	1
Kermit Davis, Ole Miss	8	4	7
Ben Howland, Mississippi State	8	4	3
Frank Martin, South Carolina	0	0	1
Rick Barnes, Tennessee	4	1	6
Buzz Williams, Texas A&M	1	0	2
Jerry Stackhouse, Vanderbilt	0	0	0
TOTALS	60	32	49

CALIPARI VS. ALL OPPONENTS

Abilene Christian1-0	Fort Wayne1-0	Morehead State.....3-0	Southern Miss15-4
Alabama17-6	Furman1-0	Mount St. Mary's.....2-0	Southwest Texas St.1-0
Albany.....2-0	George Mason.....1-0	Murray State.....1-0	St. Bonaventure.....17-1
Arizona1-1	George Washington.....8-9	Nevada1-0	St. John's.....1-0
Arizona State2-1	Georgetown.....2-1	New Hampshire.....5-0	St. Joseph's15-5
Arkansas13-7	Georgia19-3	New Mexico.....1-0	St. Mary's.....1-0
Arkansas-Little Rock3-0	Georgia Tech.....2-2	New Orleans.....1-0	St. Peter's1-0
Arkansas-Pine Bluff.....1-0	Gonzaga.....4-0	NJIT.....1-0	Stanford3-2
Arkansas State.....4-0	Grand Canyon1-0	North Carolina.....8-4	Stephen F. Austin.....1-0
Auburn.....13-5	Hampton.....1-0	North Carolina State.....1-0	Stony Brook1-0
Austin Peay6-1	Hartford2-0	North Dakota.....1-0	Syracuse.....3-2
Baylor1-2	Harvard2-0	North Florida1-0	TCU7-11
Belmont2-0	Hofstra1-0	North Texas.....1-0	Temple.....13-1
Boise State.....1-0	Holy Cross.....4-1	Northeastern.....3-1	Tennessee.....18-13
Boston7-1	Houston.....17-3	Northern Kentucky.....2-0	Tennessee State.....1-0
Boston College.....2-0	Howard1-0	Northwestern State.....1-0	Tennessee Tech.....1-0
Bradley1-0	Illinois1-1	Notre Dame.....2-3	Texas2-2
Bucknell1-0	Illinois State1-0	Oakland1-0	Texas A&M.....10-3
Buffalo3-0	Indiana.....3-2	Ohio1-0	Texas Tech1-0
BYU1-0	Iowa0-1	Ohio State.....1-3	Towson State1-0
Cal State Northridge1-0	Iowa State.....2-0	Oklahoma.....5-1	Troy.....1-0
Canisius1-0	Jackson State2-0	Oklahoma State.....0-2	Tulane.....16-0
Central Conn. St.....2-0	Kansas.....4-7	Old Dominion.....2-0	Tulsa11-1
Central Michigan.....1-0	Kansas State.....2-1	Ole Miss.....16-5	UAB.....15-3
Charlotte.....2-3	Keene State1-0	Oral Roberts1-0	UCF5-0
Chattanooga.....2-0	Kentucky2-4	Oregon State.....1-0	UCLA4-4
Christian Brothers.....2-0	La Salle.....3-0	Pennsylvania.....3-0	UIC1-0
Cincinnati.....6-7	Lafayette (Pa.).....1-0	Penn State.....4-4	UNC Asheville.....2-0
Cleveland State.....4-0	Lamar.....5-0	Pepperdine.....1-0	UNC Greensboro.....2-0
Coastal Carolina.....1-0	LIU-Brooklyn.....1-0	Pittsburgh2-1	UNC Wilmington.....1-0
Colorado1-1	Lipscomb.....1-0	Portland.....3-0	USF10-1
Colorado State.....0-1	Long Beach State.....1-0	Princeton.....2-0	Utah.....2-2
Columbia.....1-0	Louisiana Tech.....1-1	Providence.....3-1	Utah Valley.....2-0
Connecticut.....2-5	Louisville.....17-8	Purdue.....2-1	UTEP.....5-0
Coppin State.....1-0	Loyola1-0	Radford.....1-0	UT Arlington.....3-0
Cornell1-0	Lowell2-1	Rhode Island.....16-2	UT Martin.....5-0
Dartmouth.....1-0	LSU.....13-3	Rice.....4-0	Valparaiso.....1-0
Davidson.....1-0	Manhattan.....2-0	Richmond.....1-1	Vanderbilt.....21-4
Dayton.....1-0	Marist2-0	Rider.....1-0	Vermont.....3-0
DePaul.....4-2	Marquette.....3-1	Robert Morris.....2-1	Villanova.....2-0
Detroit.....1-0	Marshall.....6-0	Rutgers.....11-4	Virginia.....0-1
Drexel2-0	Maryland.....5-3	Saint Louis.....4-3	Virginia Tech.....3-0
Duke1-4	Massachusetts.....1-0	Sam Houston State.....1-0	VMI1-0
Duquesne.....12-4	Memphis.....1-0	Samford.....3-0	Wake Forest.....2-1
East Carolina.....7-0	Miami (Fla.).....0-1	Santa Clara.....1-0	Washington.....1-0
East Tennessee State.....4-0	Miami (Ohio).....2-0	Savannah State.....1-0	West Virginia.....13-7
Eastern Kentucky.....4-0	Michigan.....1-0	Seton Hall.....1-1	Western Kentucky.....2-0
Eastern Michigan.....2-0	Michigan State.....3-1	Siena.....4-0	Wichita State.....2-0
Evansville.....0-1	Middle Tennessee.....3-0	SMU.....7-0	Winthrop.....3-0
Fairfield.....1-0	Milwaukee.....1-0	South Carolina.....15-4	Wisconsin.....1-1
Fairleigh Dickinson.....1-0	Mississippi State.....16-1	Southern.....1-0	Wofford.....2-0
Florida.....20-9	Mississippi Valley St.....1-0	Southern Cal.....2-0	Wright State.....1-0
Florida State.....1-1	Missouri.....10-4	South Connecticut.....1-0	Xavier.....2-2
Florida Tech.....0-1	Monmouth.....2-0	Southeastern Louisiana.....3-0	Yale.....1-0
Fordham.....5-0	Montana State.....1-0	Southern Illinois.....1-0	



INDIVIDUAL GAME RECORDS CAL ERA

MOST POINTS

Pts.	Player vs. Opponent	Date
47	Malik Monk vs. North Carolina	12/17/16
39	De'Aaron Fox vs. UCLA	3/24/17
37	Malik Monk vs. GEORGIA	1/31/17
35	Jamal Murray vs. FLORIDA	2/6/16
35	Terrence Jones vs. AUBURN	1/11/11
34	Kevin Knox at West Virginia	1/27/17
34	Malik Monk at Ole Miss	12/29/16
33	Malik Monk vs. FLORIDA	2/25/17
33	Jamal Murray at Vanderbilt	2/27/16
33	Jamal Murray vs. Ohio State	12/19/15
32	Doron Lamb vs. WINTHROP	12/22/10
30	Immanuel Quickley at Texas A&M	2/25/20
30	Shai Gilgeous-Alexander vs. VANDERBILT	1/30/18
30	Tyler Ulis vs. Texas A&M	3/13/16
30	Brandon Knight vs. West Virginia	3/19/11

SEC: 37, Malik Monk vs. GEORGIA, 1/31/17
Postseason: 39, De'Aaron Fox vs. UCLA, 3/24/17
SEC Tourney: 30, Tyler Ulis vs. Texas A&M, 3/13/16
NCAA Tourney: 39, De'Aaron Fox vs. UCLA, 3/24/17
Rupp Arena: 37, Malik Monk vs. GEORGIA, 1/31/17
Road: 34, Kevin Knox at West Virginia, 1/27/18
Neutral: 47, Malik Monk vs. North Carolina, 12/17/16
SEC Road: 34, Malik Monk at Ole Miss, 12/29/16
Ranked Opp.: 47, Malik Monk vs. North Carolina, 12/17/16
Freshman: 47, Malik Monk vs. North Carolina, 12/17/16
Sophomore: 30, Immanuel Quickley at Texas A&M, 2/25/20
Junior: 27, Nick Richards vs. MISSISSIPPI STATE, 2/4/20
Senior: 25, Alex Poythress at Alabama, 1/19/16
Graduate: 24, Julius Mays vs. MISSOURI, 2/23/13
Opener: 26, Tyrese Maxey vs. Michigan State, 11/5/19
SEC Opener: 34, Malik Monk at Ole Miss, 12/29/16
***In some cases, the most recent occurrence is listed*

MOST POINTS IN AN SEC GAME

Pts.	Player vs. Opponent	Date
37	Malik Monk vs. GEORGIA	1/31/17
35	Jamal Murray vs. FLORIDA	2/6/16
35	Terrence Jones vs. AUBURN	1/11/11
34	Malik Monk at Ole Miss	12/29/16
33	Malik Monk vs. FLORIDA	2/25/17
33	Jamal Murray at Vanderbilt	2/27/16
30	Immanuel Quickley at Texas A&M	2/25/20
30	Shai Gilgeous-Alexander vs. VANDERBILT	1/30/18
29	Tyler Herro vs. ARKANSAS	2/26/19
28	Jamal Murray vs. TENNESSEE	2/18/16
28	Anthony Davis vs. VANDERBILT	2/25/12

MOST POINTS IN A HALF

Pts.	Player vs. Opponent	Date
30	Malik Monk ¹ vs. FLORIDA	2/25/17
27	Malik Monk ¹ vs. North Carolina	12/17/16
27	Jamal Murray ² vs. Ohio State	12/19/15
25	Nick Richards ² vs. MISSISSIPPI STATE	2/4/20
24	De'Aaron Fox ² vs. UCLA	3/24/17
24	Malik Monk ² at Ole Miss	12/29/16
23	Malik Monk ² vs. GEORGIA	1/31/17
23	Julius Randle ² vs. Michigan State	11/12/13
22	Immanuel Quickley ² vs. FLORIDA	2/22/20
22	Terrence Jones ² vs. AUBURN	1/11/11
22	Eric Bledsoe ² vs. MOREHEAD STATE	11/13/09

1 - First Half; 2 - Second Half

MOST POINTS OFF THE BENCH

Pts.	Player vs. Opponent	Date
35	Terrence Jones vs. AUBURN	1/11/11
32	Doron Lamb vs. WINTHROP	12/22/10
28	PJ Washington vs. Auburn	3/31/19
27	Malik Monk vs. VANDERBILT	2/28/17
26	Tyrese Maxey vs. Michigan State	11/5/19
26	Kyle Wiltjer at Ole Miss	1/29/13
24	Shai Gilgeous-Alexander vs. LOUISVILLE	12/29/17
24	Kyle Wiltjer vs. LOYOLA	12/22/11
24	Doron Lamb at North Carolina	12/4/10

MOST 3-POINTERS MADE

3s	Player vs. Opponent	Date
8	Immanuel Quickley at Texas A&M	2/25/20
8	Malik Monk vs. North Carolina	12/17/16
8	Jamal Murray vs. FLORIDA	2/6/16
8	Eric Bledsoe vs. ETSU	3/18/10
7	Dontaie Allen at Mississippi State	1/2/21
7	Wenyen Gabriel vs. Alabama	3/10/18
7	Malik Monk vs. GEORGIA	1/31/17
7	Malik Monk vs. Michigan State	11/15/16
7	Derek Willis vs. TENNESSEE	2/18/16
7	Jamal Murray vs. Ohio State	12/19/15
7	Kyle Wiltjer vs. LIPSCOMB	12/15/12
7	Kyle Wiltjer vs. LAFAYETTE	1/16/12
7	Doron Lamb vs. WINTHROP	12/22/10

MOST FREE THROWS

FTs	Player vs. Opponent	Date
14	Olivier Sarr vs. VANDERBILT	1/5/21
14	Immanuel Quickley vs. MISSISSIPPI STATE	2/4/20
14	Tyler Ulis at Arkansas	1/21/16
13	Nick Richards vs. MISSISSIPPI STATE	2/4/20
13	Keldon Johnson vs. TENNESSEE STATE	11/23/18
13	De'Aaron Fox vs. UCLA	3/24/17
13	Julius Randle at Ole Miss	2/18/14
13	Julius Randle vs. BELMONT	12/21/13

MOST REBOUNDS

Rebs	Player vs. Opponent	Date
20	Oscar Tshiebwe vs. ROBERT MORRIS	11/12/21
20	Oscar Tshiebwe vs. Duke	11/9/21
19	Nick Richards vs. SOUTHERN ILLINOIS	11/9/18
19	Michael Kidd-Gilchrist vs. LOUISVILLE	12/31/11
18	PJ Washington vs. VMI	11/18/18
18	Bam Adebayo vs. Northern Kentucky	3/17/17
18	Anthony Davis vs. CHATTANOOGA	12/17/11
18	DeMarcus Cousins vs. LOUISVILLE	1/2/10
18	Patrick Patterson vs. RIDER	11/21/09
18	DeMarcus Cousins vs. SAM HOUSTON ST.	11/19/09

SEC: 17, Keldon Johnson vs. AUBURN, 2/23/19
Postseason: 18, Bam Adebayo vs. NKU, 3/17/17
SEC Tourney: 16, Julius Randle vs. LSU, 3/14/14
NCAA Tourney: 18, Bam Adebayo vs. NKU, 3/17/17
Rupp Arena: 20, Oscar Tshiebwe vs. ROBERT MORRIS, 11/12/21
Road: 17, Terrence Jones at Washington, 11/23/10
Neutral: 20, Oscar Tshiebwe vs. Duke, 11/9/21
SEC Road: 15, Bam Adebayo at Missouri, 2/21/17
Ranked Opp.: 19, Oscar Tshiebwe vs. Duke, 11/9/21
Freshman: 19, M. Kidd-Gilchrist vs. LOUISVILLE, 12/31/11
Sophomore: 19, Nick Richards vs. SOUTHERN ILLINOIS, 11/9/18
Junior: 20, Oscar Tshiebwe vs. ROBERT MORRIS, 11/12/21
Senior: 14, Josh Harrellson at Arkansas, 2/23/11
Graduate: 12, Nate Sestina vs. UTAH VALLEY, 11/18/19
Opener: 20, Oscar Tshiebwe vs. Duke, 11/9/21
SEC Opener: 12, Willie Cauley-Stein vs. OLE MISS, 1/6/15
***In some cases, the most recent occurrence is listed*

MOST OFFENSIVE REBOUNDS

Rebs	Player vs. Opponent	Date
12	Oscar Tshiebwe vs. Duke	11/9/21
10	Oscar Tshiebwe vs. ROBERT MORRIS	11/12/21
9	Nick Richards vs. SOUTHERN ILLINOIS	11/9/18
9	Willie Cauley-Stein vs. ARKANSAS	2/27/14
9	DeMarcus Cousins vs. OLE MISS	2/2/10
9	Patrick Patterson vs. RIDER	11/21/09

MOST DEFENSIVE REBOUNDS

Rebs	Player vs. Opponent	Date
15	Terrence Jones vs. Notre Dame	12/8/10
14	Keldon Johnson vs. AUBURN	2/23/19
14	DeMarcus Cousins vs. LOUISVILLE	1/2/10
13	Anthony Davis vs. LSU	3/9/12
13	Michael Kidd-Gilchrist vs. LOUISVILLE	12/31/11
13	Anthony Davis vs. CHATTANOOGA	12/17/11
13	Terrence Jones vs. Washington	11/23/10

MOST ASSISTS

Asssts.	Player vs. Opponent	Date
16	John Wall vs. HARTFORD	12/29/09
14	Sahvir Wheeler vs. NORTH FLORIDA	11/26/21
14	Tyler Ulis vs. LSU	3/5/16
14	John Wall vs. UNC Asheville	11/30/09
12	Sahvir Wheeler vs. ROBERT MORRIS	11/21/21
12	Ashton Hagans vs. UAB	11/29/19
12	Ashton Hagans vs. Tennessee	3/16/19
12	De'Aaron Fox vs. STEPHEN F. AUSTIN	11/11/16
12	Tyler Ulis at South Carolina	2/13/16

SEC: 14, Tyler Ulis vs. LSU, 3/5/16
Postseason: 12, Ashton Hagans vs. Tennessee, 3/16/19
SEC Tourney: 12, Ashton Hagans vs. Tennessee, 3/16/19
NCAA Tourney: 11, John Wall vs. ETSU, 3/18/10
Rupp Arena: 16, John Wall vs. HARTFORD, 12/29/09
Road: 12, Tyler Ulis, at South Carolina, 2/13/16
Neutral: 12, Ashton Hagans vs. Tennessee, 3/16/19
SEC Road: 12, Tyler Ulis, at South Carolina, 2/13/16
Ranked Opp.: 12, Ashton Hagans vs. Tennessee, 3/16/19
Freshman: 16, John Wall vs. HARTFORD, 12/29/09
Sophomore: 14, Tyler Ulis vs. LSU, 3/5/16
Junior: 14, Sahvir Wheeler vs. NORTH FLORIDA, 11/26/21
Senior: 9, Dominique Hawkins vs. UT MARTIN, 11/25/16
Graduate: 10, Julius Mays vs. LAFAYETTE, 11/16/12
Opener: 12, De'Aaron Fox vs. STEPHEN F. AUSTIN, 11/11/16
SEC Opener: 11, Isaiah Briscoe at Ole Miss, 12/29/16
***In some cases, the most recent occurrence is listed*

MOST POINTS-REBOUNDS-ASSISTS

P-R-A	Player vs. Opponent	Date
49 (47-0-2)	Malik Monk vs. North Carolina	12/17/16
47 (27-17-3)	Terrence Jones vs. Notre Dame	12/8/10
46 (29-13-4)	PJ Washington vs. Seton Hall	12/8/18
46 (39-3-4)	De'Aaron Fox vs. UCLA	3/24/17
45 (29-13-3)	Terrence Jones vs. Oklahoma	11/22/10
45 (27-18-0)	DeMarcus Cousins vs. S. HOUSTON	11/19/09
44 (24-19-1)	M. Kidd-Gilchrist vs. LOUISVILLE	12/31/11
43 (33-9-2)	Jamal Murray at Vanderbilt	2/27/16
43 (35-8-0)	Terrence Jones vs. AUBURN	1/11/11

MOST MINUTES WITHOUT A TURNOVER

Mins.	Player vs. Opponent	Date
44	Reid Travis vs. Auburn	3/31/19
44	Darius Miller at Arkansas	2/23/11
41	Aaron Harrison vs. LSU	2/22/14
40	Tyler Ulis vs. Duke	11/17/15
40	Aaron Harrison vs. OLE MISS	1/6/15
40	Alex Poythress vs. MISSOURI	2/23/13
39	Nick Richards at Texas Tech	1/25/20
39	Nerlens Noel vs. TEXAS A&M	1/12/13
39	Ryan Harrow at Louisville	12/29/12
39	Anthony Davis vs. ALABAMA	1/21/12
39	Michael Kidd-Gilchrist vs. LOUISVILLE	12/31/11

MOST BLOCKED SHOTS

Blks.	Player vs. Opponent	Date
12	Nerlens Noel at Ole Miss	1/29/13
9	Willie Cauley-Stein vs. BOISE STATE	12/10/13
9	Willie Cauley-Stein vs. Providence	12/1/13
8	Isaiah Jackson vs. Kansas	12/1/20
8	Nerlens Noel at Alabama	1/22/13
8	Anthony Davis at South Carolina	2/4/12
8	Anthony Davis vs. ST. JOHN'S	12/1/11

SEC: 12, Nerlens Noel at Ole Miss, 1/29/13
Postseason: 7, Anthony Davis vs. Western Kentucky, 3/15/12
SEC Tourney: 6, Anthony Davis vs. LSU, 3/11/12
NCAA Tourney: 7, Anthony Davis vs. Western Kentucky, 3/15/12
Rupp Arena: 9, Willie Cauley-Stein vs. BOISE STATE, 12/10/13
Road: 12, Nerlens Noel at Ole Miss, 1/29/13
Neutral: 8, Isaiah Jackson vs. Kansas, 12/1/20
SEC Road: 12, Nerlens Noel at Ole Miss, 1/29/13
Ranked Opp.: 12, Nerlens Noel at Ole Miss, 1/29/13
Freshman: 12, Nerlens Noel at Ole Miss, 1/29/13
Sophomore: 9, Willie Cauley-Stein vs. BOISE STATE, 12/10/13
Junior: 7, Nick Richards vs. LAMAR, 11/24/19
Senior: 6, Josh Harrellson vs. PENN, 1/3/11
Graduate: 3, Nate Sestina at Vanderbilt, 2/11/20
Opener: 5, Anthony Davis vs. MARIST, 11/11/11
SEC Opener: 7, Anthony Davis vs. SOUTH CAROLINA, 1/7/12
***In some cases, the most recent occurrence is listed*

MOST STEALS

Stls.	Player vs. Opponent	Date
8	Ashton Hagans vs. North Carolina	12/22/18
6	Tyler Ulis vs. OLE MISS	1/2/16
6	Willie Cauley-Stein vs. GEORGIA	1/25/14
6	Nerlens Noel vs. BAYLOR	12/1/12
6	John Wall vs. UConn	12/9/09
6	John Wall vs. UNC Asheville	11/30/09
5	Ashton Hagans vs. TEXAS A&M	1/8/19
5	Tyler Herro vs. MONMOUTH	11/28/18
5	Tyler Herro vs. NORTH DAKOTA	11/14/18
5	Shai Gilgeous-Alexander vs. Davidson	3/15/18
5	Malik Monk vs. UCLA	12/3/16
5	Aaron Harrison vs. ARKANSAS	2/28/15
5	Willie Cauley-Stein vs. Texas	12/5/14
5	DeAndre Liggins vs. TENNESSEE	2/8/11
5	Darius Miller at Portland	11/19/10

SEC: 6, Tyler Ulis vs. OLE MISS, 1/2/16
Postseason: 5, Shai Gilgeous-Alexander vs. Davidson, 3/14/10
SEC Tourney: 5, John Wall vs. Mississippi State, 3/14/10
NCAA Tourney: 5, Shai Gilgeous-Alexander vs. Davidson, 3/14/10
Rupp Arena: 6, Tyler Ulis vs. OLE MISS, 1/2/16
Road: 5, Darius Miller at Portland, 11/19/10
Neutral: 8, Ashton Hagans vs. North Carolina, 12/22/18
SEC Road: 4, Ashton Hagans at Georgia, 1/7/20
Ranked Opp.: 8, Ashton Hagans vs. North Carolina, 12/22/18
Freshman: 8, Ashton Hagans vs. North Carolina, 12/22/18
Sophomore: 6, Tyler Ulis vs. OLE MISS, 1/2/16
Junior: 5, Willie Cauley-Stein vs. TEXAS, 12/5/14
Senior: 4, Dominique Hawkins vs. Arkansas, 3/12/17
Graduate: 3, Kellan Grady vs. ROBERT MORRIS, 11/12/21
Opener: 4, Knox/Gilgeous-Alexander vs. UTAH VALLEY, 11/10/17
SEC Opener: 6, Tyler Ulis vs. OLE MISS, 1/2/16
***In some cases, the most recent occurrence is listed*



TEAM GAME RECORDS CAL ERA

MOST FIELD GOALS

FGs.	Opp.	Date
46	MARIST	11/11/11
44	vs. Arizona State	11/28/16
44	AUBURN	2/21/15
42	UIC	11/26/17
42	LIU BROOKLYN	11/23/12
41	UT MARTIN	11/25/16
41	HARTFORD	12/29/09
40	ROBERT MORRIS	11/12/21
40	vs. North Carolina	12/17/16
40	LAFAYETTE	11/16/12

FEWEST FIELD GOALS

FGs.	Opp.	Date
14	at Tennessee	3/2/19
14	at South Carolina	3/1/14
16	vs. Kansas State	3/22/18
16	ALABAMA	3/4/14
17	GEORGIA	12/31/17
17	LOUISVILLE	12/31/11
17	at Auburn	2/12/14
18	vs. LSU	3/9/12
18	vs. Vanderbilt	3/15/13
18	vs. Florida	3/16/14
18	vs. UConn	4/7/14
18	at Texas A&M	1/10/15
18	at South Carolina	1/24/15

MOST FIELD-GOAL ATTEMPTS

FGs.	Opp.	Date
84	vs. Arizona State	11/28/16
80	UCLA	12/3/16
78	NORTH FLORIDA	11/26/21
77	vs. Duke	11/9/21
77	at Mississippi State	1/2/21
77	ARKANSAS	1/23/10
76	ARKANSAS	2/27/14
75	MARIST	11/11/11
74	at Ole Miss	12/29/16
74	vs. North Carolina	12/17/16
74	UT MARTIN	11/25/16

FEWEST FIELD-GOAL ATTEMPTS

FGs.	Opp.	Date
39	at South Carolina	1/24/15
40	at Robert Morris	3/19/13
41	ALABAMA	1/31/15
41	TENNESSEE	1/31/12
42	ARKANSAS	2/26/19
42	at Missouri	2/19/19
42	vs. Kansas State	3/22/18
42	vs. Alabama	3/10/18
42	FLORIDA	2/15/14
42	vs. Providence	12/1/13
42	vs. LSU	3/9/12
42	vs. Cleveland State	11/24/09

HIGHEST FIELD-GOAL PCT.

Pct.	Opp.	Date
.677	LIU BROOKLYN	11/23/12
.667	UIC	11/26/17
.647	AUBURN	2/21/15
.645	LAFAYETTE	11/16/12
.643	vs. Alabama	3/10/18
.643	vs. Providence	12/1/13
.614	SOUTH CAROLINA	2/5/13
.613	MARIST	11/11/11
.603	vs. Wake Forest	3/20/10
.603	HARTFORD	12/29/09

LOWEST FIELD-GOAL PCT.

Pct.	Opp.	Date
.269	at South Carolina	3/1/14
.281	at Texas A&M	1/10/15
.296	BAYLOR	12/1/12

.298	LOUISVILLE	12/31/11
.309	at Auburn	2/12/14
.313	at Missouri	2/3/18
.315	GEORGIA	12/31/17
.318	at Tennessee	3/2/19
.327	ALABAMA	3/4/14
.339	vs. UConn	4/2/11

MOST FREE THROWS

FTs.	Opp.	Date
35	vs. Indiana	3/23/12
33	at South Carolina	3/1/14
32	LOUISVILLE	12/31/11
31	MISSISSIPPI STATE	2/4/20
31	UTAH VALLEY	11/18/19
31	MOREHEAD STATE	11/21/12
31	INDIANA	12/11/10

FEWEST FREE THROWS

FTs.	Opp.	Date
3	at Mississippi State	1/2/21
3	ETSU	11/17/17
4	NOTRE DAME	12/12/20
4	vs. UConn	4/2/11
4	VANDERBILT	1/23/16
5	vs. Georgia	3/9/18
6	NORTH FLORIDA	11/26/21
6	vs. Duke	11/9/21
6	vs. Michigan	3/30/14
6	at Florida	2/12/13
6	at Alabama	1/22/13
6	vs. Princeton	3/17/11

MOST FREE-THROW ATTEMPTS

FTs.	Opp.	Date
48	UNC ASHEVILLE	11/8/13
46	ILLINOIS STATE	11/30/15
44	vs. Baylor	3/25/12
44	INDIANA	12/11/10
43	at North Carolina	12/14/13
43	LOUISVILLE	12/31/11
42	at South Carolina	3/1/14

FEWEST FREE-THROW ATTEMPTS

FTs.	Opp.	Date
6	NOTRE DAME	12/12/20
6	VANDERBILT	1/23/16
7	vs. Duke	11/9/21
8	vs. MT. ST. MARY'S	11/16/21
8	at Mississippi State	1/2/21
9	NORTH FLORIDA	11/26/21
10	RICHMOND	11/29/20
10	FLORIDA	2/22/20
10	vs. Georgia	3/9/18
10	vs. Wisconsin	4/4/15

HIGHEST FREE-THROW PCT.

Pct.	Opp.	Date
1.000	FLORIDA	2/22/20
1.000	FLORIDA	2/7/12
1.000	AUSTIN PEAY	12/19/09
.960	at Vanderbilt	2/17/20
.958	TENNESSEE	1/18/14
.955	at Florida	2/7/15
.946	vs. Indiana	3/23/12
.941	OHIO	11/19/21
.923	at Florida	1/9/21
.923	at Mississippi State	2/25/15
<i>min. 10 attempts</i>		

LOWEST FREE-THROW PCT.

Pct.	Opp.	Date
.200	ETSU	11/17/17
.333	vs. UConn	4/2/11
.391	ETSU	11/12/10

.412	vs. Wake Forest	3/20/10
.435	at Vanderbilt	2/27/16
.471	at Texas A&M	2/10/18
.471	PROVIDENCE	11/30/14
.478	at Louisville	12/29/12
<i>min. 10 attempts</i>		

MOST 3-POINTERS

3s.	Opp.	Date
15	GEORGIA	3/1/12
15	vs. ETSU	3/18/10
14	ARKANSAS	2/9/21
14	HARTFORD	12/29/09
13	SOUTH CAROLINA	3/6/21
13	TEXAS A&M	1/3/17
13	vs. Alabama	3/11/16
13	ETSU	11/12/10

FEWEST 3-POINTERS

3s.	Opp.	Date
0	RICHMOND	11/29/20
0	vs. Davidson	3/15/18
1	at Georgia	1/20/21
1	MISSISSIPPI STATE	2/4/20
1	GEORGIA	1/21/20
1	UTAH VALLEY	11/18/19
1	at South Carolina	1/16/18
1	at Vanderbilt	1/10/17
1	TEXAS	12/5/14
1	LSU	2/22/14
1	vs. LSU	3/9/12
1	TENNESSEE	1/31/12
1	vs. Alabama	3/12/10

MOST 3-POINT ATTEMPTS

3s.	Opp.	Date
33	CHATTANOOGA	12/17/11
33	vs. ETSU	3/18/10
33	ARKANSAS	1/23/10
32	vs. West Virginia	3/27/10
28	vs. Mississippi State	3/11/21
28	vs. Arizona State	11/28/16
28	at Texas A&M	1/10/15
28	ALABAMA	3/4/14
28	vs. Vanderbilt	3/11/12
28	HARTFORD	12/29/09

FEWEST 3-POINT ATTEMPTS

3s.	Opp.	Date
5	vs. Wisconsin	4/4/15
5	vs. Wisconsin	4/5/14
5	at Tennessee	1/14/12
6	vs. Davidson	3/15/18
6	FLORIDA	3/7/15
6	VANDERBILT	1/20/15
7	FLORIDA	3/10/19
7	at Missouri	1/29/15
7	PROVIDENCE	11/30/14
7	vs. Louisville	3/31/12
7	at Indiana	12/10/11

HIGHEST 3-POINT PERCENTAGE

Pct.	Opp.	Date
.700	at Florida	3/1/16
.692	DREXEL	12/21/09
.667	vs. Alabama	3/10/18
.667	AUSTIN PEAY	12/19/09
.636	vs. Michigan	3/30/14
.625	MISSOURI	2/24/18
.625	BOSTON	11/30/10
.615	at Florida	3/7/20
.600	ALABAMA	1/11/20
.600	FLORIDA	2/6/16
.600	FLORIDA	2/7/12
<i>min. 10 attempts</i>		

LOWEST 3-POINT PERCENTAGE

Pct.	Opp.	Date
.000	RICHMOND	11/29/20
.000	vs. Davidson	3/15/18
.077	at Georgia	1/20/21
.077	vs. Alabama	3/12/10
.083	UTAH VALLEY	11/18/19
.083	TEXAS	12/5/14
.091	OLE MISS	2/15/20
.091	at South Carolina	1/16/18
.091	at Tennessee	2/27/10
.100	MISSISSIPPI STATE	2/4/20
.100	at Missouri	2/3/18
.100	TENNESSEE	1/31/12
<i>min. 10 attempts</i>		

MOST REBOUNDS

Rebs.	Opp.	Date
59	vs. Arizona State	11/28/16
59	ARKANSAS	1/23/10
57	LOUISVILLE	12/31/11
56	ROBERT MORRIS	11/17/13
54	RICHMOND	11/29/20
54	EASTERN KENTUCKY	11/8/19
54	NJIT	11/14/15

FEWEST REBOUNDS

Rebs.	Opp.	Date
21	ALABAMA	1/31/15
21	at Tennessee	2/16/13
22	vs. Wisconsin	4/4/15
23	UTAH	12/15/18
24	GEORGIA	2/3/15
24	NORTH CAROLINA	12/13/14
24	TENNESSEE	1/18/14
25	FLORIDA	2/27/21
25	vs. Ohio State	12/21/19
25	vs. Baylor	12/6/13
25	at Robert Morris	3/19/13

MOST OFFENSIVE REBOUNDS

Rebs.	Opp.	Date
26	ARKANSAS	2/27/14
24	GRAND CANYON	11/14/14
24	vs. West Virginia	3/27/10
22	NJIT	11/14/15
22	at Auburn	2/2/14
22	ARKANSAS	1/23/10
21	RICHMOND	11/29/20
21	SOUTH CAROLINA	2/5/19
21	at West Virginia	1/27/18
21	VALPARAISO	12/7/16
21	COLUMBIA	12/10/14
21	at South Carolina	3/1/14
21	BAYLOR	12/1/12
21	at Indiana	12/12/09

FEWEST OFFENSIVE REBOUNDS

Rebs.	Opp.	Date
1	vs. Alabama	3/10/18
3	at South Carolina	1/24/14
4	at Ole Miss	3/5/19
5	at Notre Dame	12/11/21
5	VANDERBILT	1/5/21
5	vs. Michigan State	11/5/19
5	GEORGIA	2/3/15
5	ALABAMA	1/31/15
5	MISSISSIPPI STATE	2/15/11
5	GEORGIA	1/29/11

MOST DEFENSIVE REBOUNDS

Rebs.	Opp.	Date
42	EASTERN KENTUCKY	11/8/19
39	vs. Arizona State	11/28/16
39	ROBERT MORRIS	11/17/13
39	EASTERN MICHIGAN	1/2/13



TEAM GAME RECORDS CAL ERA

38	TROY	11/20/17
38	vs. Hampton	3/19/15
38	EASTERN KENTUCKY	12/7/14
38	vs. Cleveland State	11/24/09

21	vs. Georgia Tech	12/6/20
21	RICHMOND	11/29/20
21	LOUISVILLE	12/31/11
21	vs. Old Dominion	11/20/11
21	NORTH CAROLINA	12/5/09

1	vs. Duke	11/6/18
1	at West Virginia	1/27/18
1	vs. Michigan State	11/12/13
1	at Robert Morris	3/19/13
1	vs. West Virginia	3/19/11
1	FLORIDA	2/26/11

FEWEST DEFENSIVE REBOUNDS

Rebs.	Opp.	Date
9	at Tennessee	2/16/13
13	NORTH CAROLINA	12/13/14
15	vs. Baylor	12/6/13
15	at Alabama	1/18/11
16	FLORIDA	2/27/21
16	at Florida	3/7/20
16	TENNESSEE	3/3/20
16	vs. Ohio State	12/21/19
16	UTAH	12/15/18
16	vs. Wisconsin	4/4/15
16	ALABAMA	1/31/15
16	TEXAS A&M	1/12/13
16	at Auburn	1/11/12
16	vs. UConn	11/24/10

FEWEST TURNOVERS

TOs.	Opp.	Date
2	VANDERBILT	1/5/21
3	at Georgia	3/3/15
3	at South Carolina	2/4/12
4	ALABAMA	2/23/16
4	COLUMBIA	12/10/14
4	vs. Wisconsin	4/5/14
4	PORTLAND	11/26/11
5	at Notre Dame	12/11/21
5	vs. Mississippi State	3/11/21
5	vs. Georgia	3/9/18
5	vs. Georgia	3/12/16
5	at Vanderbilt	2/27/16
5	ALABAMA	1/31/15

MOST PERSONAL FOULS

Fls.	Opp.	Date
33	at Kansas	1/30/16
32	at South Carolina	1/16/18
31	at Arkansas	1/14/14
31	at North Carolina	12/14/13
30	vs. North Carolina	12/19/20
29	at Auburn	2/1/20
29	at Missouri	2/3/18
29	at South Carolina	3/1/14

HIGHEST REBOUND MARGIN

Mg.	Opp.	Date
+36	OHIO	11/19/21
+31	NIJT	11/14/15
+30	NORTH DAKOTA	11/14/18
+30	GRAND CANYON	11/14/14
+29	EASTERN KENTUCKY	11/8/19
+29	SOUTHERN ILLINOIS	11/9/18
+28	NKU	11/10/13
+27	vs. Abilene Christian	3/21/19
+27	vs. Little Rock	1/3/12
+26	vs. Arizona State	11/28/16
+26	LOUISVILLE	12/31/11

MOST BLOCKS

Blks.	Opp.	Date
18	ST. JOHN'S	12/1/11
15	vs. Stony Brook	3/17/16
14	at Georgia	3/3/10
13	LAMAR	11/24/19
13	vs. UCLA	12/20/14
13	at Ole Miss	1/29/13
13	ARKANSAS	1/17/12
13	vs. Kansas	11/15/11
13	MARIST	11/11/11

FEWEST BLOCKS

Blks.	Opp.	Date
0	at Florida	3/7/20
1	vs. Georgia Tech	12/6/20
1	vs. Wofford	3/23/19
1	vs. Abilene Christian	3/21/19
1	LSU	2/12/19
1	SOUTH CAROLINA	2/5/19
1	at Alabama	1/5/19
1	vs. Georgia	3/9/18
1	at Vanderbilt	1/10/17
1	vs. Alabama	3/11/16
1	at LSU	1/5/16
1	WRIGHT STATE	11/20/15
1	ALABAMA	1/31/15
1	at Missouri	1/29/15
1	vs. Wisconsin	4/5/14
1	at Florida	3/8/14

LOWEST REBOUND MARGIN

Mg.	Opp.	Date
-25	at Florida	2/4/17
-18	at Tennessee	2/16/13
-16	vs. Mississippi State	3/11/21
-16	vs. Baylor	12/6/13
-16	vs. Maryland	11/9/12
-15	TENNESSEE	1/18/14
-14	at Ole Miss	3/2/21
-14	at Auburn	2/1/20
-14	at LSU	1/5/16
-13	VANDERBILT	1/5/21

MOST ASSISTS

Assts.	Opp.	Date
33	vs. Arizona State	11/28/16
30	HARTFORD	12/29/09
28	LIU BROOKLYN	11/23/12
28	vs. UNC Asheville	11/30/09
25	CLEVELAND STATE	11/23/16
25	AUBURN	2/21/15
25	vs. UCLA	12/20/14

FEWEST ASSISTS

Assts.	Opp.	Date
5	RICHMOND	11/29/20
5	LSU	2/22/14
5	at Arkansas	3/2/13
6	at Louisville	12/26/20
6	EVANSVILLE	11/12/19
6	vs. Kansas State	3/22/18
6	at Florida	3/3/18
6	vs. Vanderbilt	3/15/13
6	VANDERBILT	3/1/11

MOST STEALS

Stls.	Opp.	Date
15	LAFAYETTE	11/16/12
13	NORTH FLORIDA	11/26/21
13	OLE MISS	1/2/16
13	vs. UConn	12/9/09
12	vs. North Carolina	12/22/18
12	NORTH DAKOTA	11/14/18
12	STEPHEN F. AUSTIN	11/11/16
12	BOSTON	11/24/15
12	NORTH CAROLINA	12/13/14
12	PROVIDENCE	11/30/14
12	LIPSCOMB	12/15/12
12	PORTLAND	11/26/11
12	vs. Cornell	3/25/10
12	GEORGIA	1/9/10
12	vs. UNC Asheville	11/30/09

MOST TURNOVERS

TOs.	Opp.	Date
24	MOREHEAD STATE	11/13/09
23	SAM HOUSTON ST.	11/19/09
22	ETSU	11/17/17

FEWEST STEALS

Stls.	Opp.	Date
0	at Auburn	2/1/20
0	vs. Baylor	12/6/13
1	ARKANSAS	2/9/21



GAME MARGINS IN CAL ERA

VICTORY MARGINS

Margin (Score)	Opponent	Date
+58 (86-28)	MONTANA STATE	11/13/14
+52 (101-49)	LAFAYETTE	11/16/12
+50 (108-58)	MARIST	11/11/11
+49 (86-37)	MISSOURI	1/13/15
+48 (92-44)	UT ARLINGTON	11/25/14
+48 (88-40)	RADFORD	11/23/11
+46 (90-44)	MONMOUTH	11/28/18
+46 (115-69)	vs. Arizona State	11/28/16
+44 (88-44)	DREXEL	12/21/09
+43 (104-61)	HARTFORD	12/29/09

VICTORY MARGIN IN RUPP ARENA

Margin (Score)	Opponent	Date
+58 (86-28)	MONTANA STATE	11/13/14
+52 (101-49)	LAFAYETTE	1=1/16/12
+50 (108-58)	MARIST	11/11/11
+49 (86-37)	MISSOURI	1/13/15
+48 (92-44)	UT ARLINGTON	11/25/14
+48 (88-40)	RADFORD	11/23/11
+46 (90-44)	MONMOUTH	11/28/18
+44 (88-44)	DREXEL	12/21/09
+43 (104-61)	HARTFORD	12/29/09
+42 (91-49)	EASTERN KENTUCKY	11/8/19
+42 (100-58)	TEXAS A&M	1/3/17

VICTORY MARGIN IN SEC PLAY

Margin (Score)	Opponent	Date
+49 (86-37)	MISSOURI	1/13/15
+42 (100-58)	TEXAS A&M	1/3/17
+38 (82-44)	LSU	1/15/11
+35 (87-52)	at Vanderbilt	1/29/19
+35 (110-75)	AUBURN	2/21/15
+34 (82-48)	GEORGIA	2/9/16
+34 (88-54)	MISSOURI	1/27/16
+34 (77-43)	SOUTH CAROLINA	2/14/15
+34 (86-52)	at South Carolina	2/4/12
+31 (90-59)	SOUTH CAROLINA	2/19/11
+31 (101-70)	ARKANSAS	1/23/10

VICTORY MARGIN ON THE ROAD

Margin (Score)	Opponent	Date
+35 (87-52)	at Vanderbilt	1/29/19
+34 (86-52)	at South Carolina	2/4/12
+31 (79-48)	at Portland	11/19/10
+27 (89-62)	at South Carolina	2/13/16
+26 (81-55)	at LSU	2/6/10
+24 (74-50)	at LSU	1/28/12
+23 (99-76)	at Ole Miss	12/29/16
+22 (70-48)	at Alabama	1/17/15
+22 (75-53)	at Auburn	1/19/13
+20 (69-49)	at Georgia	1/15/19

VICTORY MARGIN AT A NEUTRAL SITE

Margin (Score)	Opponent	Date
+46 (115-69)	vs. Arizona State	11/28/16
+39 (78-39)	vs. West Virginia	3/26/15
+39 (83-44)	vs. UCLA	12/20/14
+38 (85-47)	vs. Penn State	11/19/11
+35 (79-44)	vs. Abilene Christian	3/21/19
+32 (72-40)	vs. Kansas	11/18/14
+30 (90-60)	vs. Wake Forest	3/20/10
+29 (98-69)	vs. North Carolina	12/18/21
+29 (100-71)	vs. ETSU	3/18/10
+29 (74-45)	vs. Tennessee	3/13/10
+28 (85-57)	vs. Stony Brook	3/17/16

VICTORY MARGIN IN RUPP ARENA IN THE SEC

Margin (Score)	Opponent	Date
+49 (86-37)	MISSOURI	1/13/15
+42 (100-58)	TEXAS A&M	1/3/17
+38 (82-44)	LSU	1/15/11
+35 (110-75)	AUBURN	2/21/15
+34 (82-48)	GEORGIA	2/9/16
+34 (88-54)	MISSOURI	1/27/16
+34 (77-43)	SOUTH CAROLINA	2/14/15
+31 (90-59)	SOUTH CAROLINA	2/19/11
+31 (101-70)	ARKANSAS	1/23/10
+30 (85-55)	MISSISSIPPI STATE	2/27/13
+30 (79-49)	GEORGIA	3/1/12

VICTORY MARGIN ON THE ROAD IN THE SEC

Margin (Score)	Opponent	Date
+35 (87-52)	at Vanderbilt	1/29/19
+34 (86-52)	at South Carolina	2/4/12
+27 (89-62)	at South Carolina	2/13/16
+26 (81-55)	at LSU	2/6/10
+24 (74-50)	at LSU	1/28/12
+23 (99-76)	at Ole Miss	12/29/16
+22 (70-48)	at Alabama	1/17/15
+22 (75-53)	at Auburn	1/19/13
+20 (69-49)	at Georgia	1/15/19
+18 (76-58)	at Florida	1/9/21
+18 (74-56)	at Mississippi State	2/25/15
+18 (66-48)	at Tennessee	2/17/15

VICTORY MARGIN IN THE SEC TOURNAMENT

Margin (Score)	Opponent	Date
+29 (74-45)	vs. Tennessee	3/13/10
+26 (85-59)	vs. Alabama	3/11/16
+24 (91-67)	vs. Auburn	3/14/15
+23 (86-63)	vs. Alabama	3/10/18
+18 (73-55)	vs. Alabama	3/15/19
+18 (85-67)	vs. LSU	3/14/14
+17 (82-65)	vs. Arkansas	3/12/17
+16 (70-54)	vs. Florida	3/13/11
+15 (78-63)	vs. Arkansas	3/15/15
+15 (64-49)	vs. Florida	3/13/15

VICTORY MARGIN IN THE NCAA TOURNAMENT

Margin (Score)	Opponent	Date
+39 (78-39)	vs. West Virginia	3/26/15
+35 (79-44)	vs. Abilene Christian	3/21/19
+30 (90-60)	vs. Wake Forest	3/20/10
+29 (100-71)	vs. ETSU	3/18/10
+28 (85-57)	vs. Stony Brook	3/17/16
+23 (79-56)	vs. Hampton	3/19/15
+20 (95-75)	vs. Buffalo	3/17/18
+17 (62-45)	vs. Cornell	3/25/10
+16 (87-71)	vs. Iowa State	3/17/12
+15 (81-66)	vs. Western Kentucky	3/15/12
+13 (64-51)	vs. Cincinnati	3/21/15

LOSS MARGINS

Margin (Score)	Opponent	Date
-34 (118-84)	vs. Duke	11/6/18
-30 (85-55)	at Tennessee	2/16/13
-22 (88-66)	at Florida	2/4/17
-20 (85-65)	ALABAMA	1/26/21
-19 (71-52)	at Tennessee	3/2/19
-19 (84-65)	at Florida	3/18/14
-18 (85-67)	at LSU	1/5/16
-17 (79-62)	vs. Georgia Tech	12/6/20
-17 (84-67)	vs. UConn	11/24/17
-17 (69-52)	at Florida	2/12/13

LOSS MARGINS IN RUPP ARENA

Margin (Score)	Opponent	Date
-20 (85-65)	ALABAMA	1/26/21
-12 (76-64)	RICHMOND	11/29/20
-12 (83-71)	TEXAS A&M	1/12/13
-11 (82-71)	TENNESSEE	2/6/21
-10 (69-59)	FLORIDA	2/15/14
-9 (64-55)	BAYLOR	12/1/13
-8 (81-73)	TENNESSEE	3/7/20
-6 (79-73)	KANSAS	1/28/17
-5 (97-92)	UCLA	12/3/16
-4 (71-67)	FLORIDA	2/27/21

LOSS MARGINS IN SEC PLAY

Margin (Score)	Opponent	Date
-30 (85-55)	at Tennessee	2/16/13
-22 (88-66)	at Florida	2/4/17
-20 (85-65)	ALABAMA	1/26/21
-19 (71-52)	at Tennessee	3/2/19
-19 (84-65)	at Florida	3/18/14
-18 (85-67)	at LSU	1/5/16
-17 (69-52)	at Florida	2/12/13
-13 (80-67)	at Florida	3/3/18
-13 (73-60)	at Arkansas	3/2/13
-12 (74-62)	at Vanderbilt	2/27/16
-12 (83-71)	TEXAS A&M	1/12/13

LOSS MARGINS ON THE ROAD

Margin (Score)	Opponent	Date
-30 (85-55)	at Tennessee	2/16/13
-22 (88-66)	at Florida	2/4/17
-19 (71-52)	at Tennessee	3/2/19
-19 (84-65)	at Florida	3/18/14
-18 (85-67)	at LSU	1/5/16
-17 (69-52)	at Florida	2/12/13
-14 (64-50)	at Notre Dame	11/29/12
-13 (80-67)	at Florida	3/3/18
-13 (73-60)	at Arkansas	3/2/13
-12 (74-62)	at Vanderbilt	2/27/16

LOSS MARGINS AT NEUTRAL SITES

Margin (Score)	Opponent	Date
-34 (118-84)	vs. Duke	11/6/18
-17 (79-62)	vs. Georgia Tech	12/6/20
-17 (84-67)	vs. UConn	11/24/17
-16 (64-48)	vs. Vanderbilt	3/15/13
-12 (75-63)	vs. North Carolina	12/19/20
-8 (79-71)	vs. Duke	11/9/21
-8 (83-75)	vs. UCLA	12/23/17
-7 (74-67)	vs. Ohio State	12/19/15
-7 (71-64)	vs. Wisconsin	4/4/15
-7 (75-68)	vs. Duke	11/13/12
-7 (71-64)	vs. Vanderbilt	3/11/12
-7 (73-66)	vs. West Virginia	3/27/10

LOSS MARGINS ON THE ROAD IN THE SEC

Margin (Score)	Opponent	Date
-22 (88-66)	at Florida	2/4/17
-19 (71-52)	at Tennessee	3/2/19
-19 (84-65)	at Florida	3/18/14
-18 (85-67)	at LSU	1/5/16
-17 (69-52)	at Florida	2/12/13
-13 (80-67)	at Florida	3/3/18
-13 (73-60)	at Arkansas	3/2/13
-12 (74-62)	at Vanderbilt	2/27/16
-11 (70-59)	at Alabama	1/26/21
-11 (76-65)	at Tennessee	1/6/18
-11 (85-74)	at Texas A&M	2/10/18

LOSS MARGINS IN RUPP ARENA IN THE SEC

Margin (Score)	Opponent	Date
-20 (85-65)	ALABAMA	1/26/21
-12 (83-71)	TEXAS A&M	1/12/13
-11 (82-71)	TENNESSEE	2/6/21
-10 (69-59)	FLORIDA	2/15/14
-8 (81-73)	TENNESSEE	3/7/20
-4 (71-67)	FLORIDA	2/27/21
-4 (71-67)	ARKANSAS	2/27/14
-2 (73-71)	LSU	2/12/19
-2 (61-59)	TENNESSEE	2/6/18
-2 (66-64)	FLORIDA	1/20/18

LOSS MARGINS IN THE SEC TOURNAMENT


Margin (Score)	Opponent	Date
-16 (64-48)	vs. Vanderbilt	3/15/13
-7 (71-64)	vs. Vanderbilt	3/11/12
-4 (82-78)	vs. Tennessee	3/16/19
-1 (74-73)	vs. Mississippi State	3/11/21
-1 (61-60)	vs. Florida	3/16/14

LOSS MARGINS IN THE NCAA TOURNAMENT

Margin (Score)	Opponent	Date
-7 (71-64)	vs. Wisconsin	4/4/15
-7 (73-66)	vs. West Virginia	3/27/10
-6 (77-71)	vs. Auburn	3/31/19
-6 (73-67)	vs. Indiana	3/19/16
-6 (60-54)	vs. UConn	3/7/2014
-3 (61-58)	vs. Kansas State	3/22/18
-3 (65-62)	vs. North Carolina	3/26/17
-1 (56-55)	vs. UConn	4/2/11



KENTUCKY X NBA



BAM ADEBAYO
MIAMI HEAT
 DRAFTED: 2017 / Rd 1, Pk 14 (Miami)
2021-22 NBA STATS

PPG	RPG	BPG	APG
18.7	10.2	0.3	3.2

CAREER

PPG	RPG	APG
12.7	8.1	3.5

NBA NOTES Tore UCL in his right thumb in early December and is expected to miss nearly six weeks




ERIC BLEDSOE
LOS ANGELES CLIPPERS
 DRAFTED: 2010 / Rd 1, Pk 18 (OKC)
2021-22 NBA STATS

PPG	APG	RPG	SPG
9.5	3.7	3.7	1.3

CAREER

PPG	APG	SPG
13.8	4.7	1.4

NBA NOTES Has 12 double-figure scoring efforts in a starting role with the Clippers



DEVIN BOOKER
PHOENIX SUNS
 DRAFTED: 2015 / Rd 1, Pk 13 (Phoenix)
2021-22 NBA STATS

PPG	RPG	APG	SPG
22.9	5.0	4.5	0.9

CAREER

PPG	APG	FG%
23.0	4.6	45.5

NBA NOTES Led the Suns to 18 straight wins a season after leading them to the NBA Finals



BRANDON BOSTON JR.
LOS ANGELES CLIPPERS
 DRAFTED: 2021 / Rd 2, Pk 51 (Memphis)
2021-22 NBA STATS

PPG	RPG	APG	MPG
5.4	1.5	0.4	12.2

CAREER

PPG	RPG	MPG
5.4	1.5	12.2

NBA NOTES Career-high 27 points on 9-of-13 shooting vs. Boston on Dec. 8




ANTHONY DAVIS
LOS ANGELES LAKERS
 DRAFTED: 2012 / Rd 1, Pk 1 (New Orleans)
2021-22 NBA STATS

PPG	RPG	BPG	PER
23.3	9.9	2.0	23.56

CAREER

PPG	RPG	BPG
23.8	10.2	2.3

NBA NOTES Will miss at least a month with an MCL sprain



SHAI GILGEOUS-ALEXANDER
OKLAHOMA CITY THUNDER
 DRAFT: 2018 / Rd 1, Pk 11 (Charlotte)
2021-22 NBA STATS

PPG	RPG	APG	SPG
21.6	4.6	4.9	0.9

CAREER

PPG	RPG	APG
16.9	4.4	3.9

NBA NOTES Has 30 or more points in three of his last seven games

54 Total players have earned selection in the NBA Draft during John Calipari's career at Kentucky, Memphis and UMass

43 Players during Calipari's 12 seasons at UK have been selected in the NBA Draft, the most of any coach in that time period

32 First-round selections during Calipari's tenure at Kentucky, including 21 lottery selections

27 Players on a 2021-22 NBA opening-day roster, six more than the next-closest school (Duke)

26 All-Star selections former Calipari players have earned in the NBA

3.4 Billion dollars Calipari's all-time players have earned in NBA contracts alone, including nearly \$3 billion at Kentucky

3 Wildcats have been selected No. 1 overall in the Calipari era at UK (John Wall, Anthony Davis and Karl-Anthony Towns)

.614 Percentage of the 70 players who finished their college careers at Kentucky under Calipari who were selected in the NBA Draft

NBA LEADERS

Points Per Game

- Kevin Durant (Nets) - 29.7
- Karl-Anthony Towns (Timberwolves) - 24.4
- Anthony Davis (Lakers) - 22.3
- Devin Booker (Suns) - 22.9
- Shai Gilgeous-Alexander (Thunder) - 21.6
- De'Aaron Fox (Kings) - 21.3

Rebounds Per Game

- Rudy Gobert (Jazz) - 14.8
- Anthony Davis (Lakers) - 9.9
- Julius Randle (Knicks) - 9.7
- Karl-Anthony Towns (Timberwolves) - 9.0

Blocks Per Game

- Myles Turner (Pacers) - 2.9
- Anthony Davis (Lakers) - 2.0

Steals Per Game

- Gary Trent Jr. (Raptors) - 2.2
- Jarred Vanderbilt (Timberwolves) - 1.5

Field-Goal Percentage

- Rudy Gobert (Jazz) - 73.8
- Anthony Davis (Lakers) - 72.1
- Bam Adebayo (Heat) - 51.9

3-Point Field-Goal Percentage

- Cody Martin (Hornets) - 50.7
- Keldon Johnson (Spurs) - 46.1
- Karl-Anthony Towns (Timberwolves) - 41.8

Free-Throw Percentage

- Kevin Love (Cavaliers) - 96.7
- Immanuel Quickley (Knicks) - 92.3

Minutes Per Game

- Fred VanVleet (Raptors) - 37.9
- Julius Randle (Knicks) - 35.4
- Anthony Davis (Lakers) - 35.4


Double-Doubles

- Valanciunas/Sabonis/Gobert - 23
- Karl-Anthony Towns (Timberwolves) - 14
- Anthony Davis (Lakers) - 13
- Julius Randle (Knicks) - 13

Player Efficiency Rating

- Nikola Jokic (Nuggets) - 34.30
- Anthony Davis (Lakers) - 23.56
- Karl-Anthony Towns (Timberwolves) - 23.44

Stats are through games on Dec. 19 | Top-20 ranking




WILLIE CAULEY-STEIN
DALLAS MAVERICKS
 DRAFTED: 2015 / Rd 1, Pk 6 (Sacramento)
2021-22 NBA STATS

PPG	RPG	FG%	MPG
1.9	2.1	45.7	9.8

CAREER

PPG	RPG	FG%
8.8	5.9	54.4

NBA NOTES In his third season with the Dallas Mavericks



DEMARCUS COUSINS
MILWAUKEE BUCKS
 DRAFTED: 2010 / Rd 1, Pk 5 (Sacramento)
2021-22 NBA STATS

PPG	RPG	APG	SPG
5.8	5.1	1.1	1.1

CAREER

PPG	RPG	FG%
20.2	10.5	45.9

NBA NOTES Signed with the Milwaukee Bucks in late November




HAMIDOU DIALLO
DETROIT PISTONS
 DRAFTED: 2018 / Rd 2, Pk 45 (Brooklyn)
2021-22 NBA STATS

PPG	RPG	APG	SPG
7.6	3.1	0.8	0.6

CAREER

PPG	RPG	FG%
7.5	3.5	47.3

NBA NOTES Scored in double figures in nine of the last 14, including a season-high 17 on Nov. 21




DE'AARON FOX
SACRAMENTO KINGS
 DRAFT: 2017 / Rd 1, Pk 5 (Sacramento)
2021-22 NBA STATS

PPG	RPG	APG	SPG
21.3	3.7	5.0	1.4

CAREER

PPG	RPG	APG
18.5	3.5	6.2

NBA NOTES Scored in double figures in every game with a season-high 37 vs. the Spurs on Nov. 10



TYLER HERRO
MIAMI HEAT
 DRAFTED: 2019 / Rd 1, Pk 13 (Miami)
2021-22 NBA STATS

PPG	RPG	APG	FG%
20.3	5.2	3.7	44.0

CAREER

PPG	RPG	APG
15.4	4.6	3.0

NBA NOTES Leads the NBA in scoring average of players off the bench



ISAIAH JACKSON
INDIANA PACERS
 DRAFT: 2021 / Rd 1, Pk 22 (LA LAKERS)
2021-22 NBA STATS

PPG	RPG	SPG	BPG
1.6	1.6	0.1	0.1

CAREER

PPG	RPG	BPG
1.6	1.6	0.1

NBA NOTES Selected 22nd overall in the 2021 NBA Draft



KELDON JOHNSON

SAN ANTONIO SPURS
DRAFT: 2019 / Rd 1, Pk 29 (San Antonio)

2021-22 NBA STATS

PPG	RPG	APG	SPG
15.1	6.3	1.8	0.9

CAREER	PPG	RPG	APG
	12.8	5.7	1.6

NBA NOTES Won a gold medal with Team USA at the 2020 Olympics in Tokyo

ENES KANTER FREEDOM

BOSTON CELTICS
DRAFT: 2011 / Rd 1, Pk 3 (Utah)

2021-22 NBA STATS

PPG	RPG	BPG	MPG
4.2	5.4	0.5	11.7

CAREER	PPG	RPG	FG%
	11.3	7.9	54.7

NBA NOTES Posted his first double-double of the season on Nov. 20 with 10 points, 10 boards

KEVIN KNOX II

NEW YORK KNICKS
DRAFT: 2018 / Rd 1, Pk 9 (New York)

2021-22 NBA STATS

PPG	RPG	APG	MPG
4.1	1.8	0.4	8.9

CAREER	PPG	RPG	APG
	8.3	3.1	0.9

NBA NOTES Capitalized in increased playing time with 27 combined points on Dec. 12 and 14

TREY LYLES

DETROIT PISTONS
DRAFT: 2015 / Rd 1, Pk 12 (Utah)

2021-22 NBA STATS

PPG	RPG	APG	SPG
7.6	4.1	0.9	0.3

CAREER	PPG	RPG	APG
	7.3	4.2	1.0

NBA NOTES Averaging most points per game since the 2018-19 season

TYRESE MAXEY

PHILADELPHIA 76ERS
DRAFT: 2020 / Rd 1, Pk 21 (Philadelphia)

2021-22 NBA STATS

PPG	RPG	APG	SPG
17.0	3.5	4.7	0.7

CAREER	PPG	RPG	APG
	10.8	2.3	2.8

NBA NOTES Averaged 19.4 points and 5.7 assists per game in November

MALIK MONK

LOS ANGELES LAKERS
DRAFT: 2017 / Rd 1, Pk 11 (Charlotte)

2021-22 NBA STATS

PPG	RPG	APG	SPG
9.7	2.8	2.2	0.7

CAREER	PPG	RPG	APG
	9.2	2.1	1.8

NBA NOTES Scored in double figures in 13 games, including 27 in a win over the Heat on Nov. 10

JAMAL MURRAY

DENVER NUGGETS
DRAFT: 2016 / Rd 1, Pk 7 (Denver)

2021-22 NBA STATS

PPG	RPG	APG	SPG
--	--	--	--

CAREER	PPG	APG	RPG
	16.3	3.8	3.6

NBA NOTES Recovering from a torn ACL suffered on April 12 last season

NERLENS NOEL

NEW YORK KNICKS
DRAFT: 2013 / Rd 1, Pk 6 (New Orleans)

2021-22 NBA STATS

PPG	RPG	BPG	SPG
3.6	6.0	1.4	1.1

CAREER	PPG	BPG	RPG
	7.4	1.5	6.2

NBA NOTES Signed a three-year extension with the Knicks in the offseason

IMMANUEL QUICKLEY

NEW YORK KNICKS
DRAFT: 2020 / Rd 1, Pk 25 (OKC)

2021-22 NBA STATS

PPG	RPG	APG	SPG
10.2	2.4	2.6	0.7

CAREER	PPG	RPG	APG
	11.0	2.2	2.2

NBA NOTES Had a season-high 24 points with a career-high seven 3s on Dec. 16 vs. Rockets

JULIUS RANDLE

NEW YORK KNICKS
DRAFT: 2014 / Rd 1, Pk 7 (LA Lakers)

2021-22 NBA STATS

PPG	RPG	APG	BPG
19.6	9.7	5.3	0.7

CAREER	PPG	RPG	APG
	17.5	9.2	3.4

NBA NOTES First-time All-Star and NBA's Most Improved Player in 2020-21

NICK RICHARDS

CHARLOTTE HORNETS
DRAFTED: 2020 / Rd 2, Pk 42 (New Orleans)

2021-22 NBA STATS

PPG	RPG	BPG	FG%
3.6	2.0	0.6	69.8

CAREER	PPG	RPG	FG%
	2.4	1.4	66.1

NBA NOTES Had a career-high 12 points on 5 of 5 from the floor and added five boards on Dec. 6

RAJON RONDO

LOS ANGELES LAKERS
DRAFTED: 2006 / Rd 1, Pk 21 (Phoenix)

2021-22 NBA STATS

PPG	RPG	APG	SPG
3.4	2.6	3.9	0.8

CAREER	PPG	RPG	APG
	9.9	4.6	8.0

NBA NOTES Ranks fourth among active players in career assists

KARL-ANTHONY TOWNS

MINNESOTA TIMBERWOLVES
DRAFTED: 2015 / Rd 1, Pk 1 (Minnesota)

2021-22 NBA STATS

PPG	RPG	APG	PER
24.4	9.0	3.4	23.44

CAREER	PPG	RPG	FG%
	23.0	11.4	52.6

NBA NOTES Named the Western Conference Player of the Week on Dec. 20

JARRED VANDERBILT

MINNESOTA TIMBERWOLVES
2020 / Undrafted, Signed by Sacramento

2021-22 NBA STATS

PPG	RPG	APG	SPG
6.1	8.6	1.2	1.5

CAREER	PPG	RPG	SPG
	4.6	5.4	1.0

NBA NOTES Averaging career-high points and rebounds after signing a three-year deal

JOHN WALL

HOUSTON ROCKETS
DRAFT: 2010 / Rd 1, Pk 1 (Washington)

2021-22 NBA STATS

PPG	RPG	APG	SPG
--	--	--	--

CAREER	PPG	APG	RPG
	19.1	9.1	4.3

NBA NOTES Has not played this season while the franchise seeks a trade for the 12-year veteran

PJ WASHINGTON

CHARLOTTE HORNETS
DRAFT: 2019 / Rd 1, Pk 12 (Charlotte)

2021-22 NBA STATS

PPG	RPG	APG	BPG
11.1	5.1	2.2	1.2

CAREER	PPG	RPG	APG
	12.4	5.9	2.3

NBA NOTES Reached double-figure scoring in nine of his last 11 after missing time with an injury



JACOB TOPPIN

Junior | Forward | 6-9 | 200 lbs | Brooklyn, N.Y. | University of Rhode Island



[@Jtoppin0](#) |
 [@jtoppin_0](#) |
 [@jtoppin](#) |
 [@jtoppin_21](#)

2021-22 SEASON/CAREER HIGHS*		
Points		
Season	7, 2x, last vs. North Carolina (12/18/21)	
Career	16, at Vanderbilt (2/17/21)	
Rebounds		
Season	6, 2x, last SOUTHERN (12/7/21)	
Career	8, RICHMOND (1/5/20)	
Field Goals		
Season	3, CENTRAL MICHIGAN (11/29/21)	
Career	5, 4x, last at Vanderbilt (2/17/21)	
Field Goals Attempted		
Season	6, vs. Duke (11/9/21)	
Career	11, vs. LSU (11/24/19)	
3-Point Field Goals		
Season	-	
Career	3, ALABAMA (11/15/19)	
3-Point Field Goals Attempted		
Season	1, at Notre Dame (12/11/21)	
Career	4, 3x, last at Fordham (2/26/20)	
Free Throws		
Season	3, vs. North Carolina (12/18/21)	
Career	6, FLORIDA (2/27/21)	
Free Throws Attempted		
Season	4, vs. North Carolina (12/18/21)	
Career	8, FLORIDA (2/27/21)	
Assists		
Season	3, vs. North Carolina (12/18/21)	
Career	3, 2x, last vs. North Carolina (12/18/21)	
Steals		
Season	1, 2x, last at Notre Dame (12/11/21)	
Career	3, at Ole Miss (3/2/21)	
Blocked Shots		
Season	4, SOUTHERN (12/7/21)	
Career	4, SOUTHERN (12/7/21)	
Minutes Played		
Season	23, vs. Duke (11/9/21)	
Career	32, at Fordham (2/26/20)	
MISCELLANEOUS		
	2021-22	CAREER*
Dunks	4	27
Double-Figure Scoring Games	0	9
Double-Figure Rebounding Games	0	0
Games With Double-Double	0	0
Games Led UK in Scoring	0	0
Games Led UK in Rebounding	0	2
Games Led UK in Assists	0	2
Games Led UK in Steals	0	1
Games Led UK in Blocks	1	6
Games With 3+ Assists	1	2
Games With 3+ Blocks	1	1
Games With 3+ Steals	0	1
Games With 3+ Three-Pointers	0	1

*Includes Rhode Island statistics

- Tied his season high with seven points and matched a career best with three assists in 20 minutes in the win vs. North Carolina
- Grabbed a season-high six rebounds and blocked a career-high four shots vs. Southern
- Season-high seven points on 3-of-3 shooting against Central Michigan
- Missed four games in November with a right shoulder injury
- Played 23 minutes vs. No. 9/9 Duke and contributed four points and six rebounds
- Originally planned to redshirt for the 2020-21 season but was granted immediate eligibility and became a key contributor off the bench
 - Made a greater impact as the 2020-21 season progressed and averaged 7.7 points and 4.4 rebounds in 23.0 minutes over the final seven regular-season games
 - Recorded a career-high 16 points at Vanderbilt
 - Solid three-game stretch (Dec. 26 - Jan. 5) vs. Louisville, Mississippi State and Vanderbilt, where he averaged 7.3 points and 5.3 rebounds over those three games
 - Three of his four double-figure scoring games were on the road, at Louisville, Auburn and Vanderbilt
- Won the 2021 Big Blue Madness slam dunk competition
- Transferred from Rhode Island following the 2019-20 season
- Top maximum vertical on the team with at 42.5 inches
- Immediate contributor as a freshman with Rhode Island, helping the team to a 21-9 record and 13-5 mark in the Atlantic 10
 - Appeared in all 30 games as a freshman
 - Averaged 5.1 points and 3.9 rebounds per game
 - Scored in double figures five times and made 13 3-pointers
 - Started and scored nine points, grabbed six rebounds, had three assists and hit the game-winning free throws with 6.6 seconds left in a 76-75 win at Fordham
 - Scored 12 points with eight rebounds against Richmond
- Averaged 15.6 points and 8.8 rebounds for Woodstock Academy his senior season
- Unranked prospect who received his first offer six months before signing a national letter of intent

BIO BLAST

Birthday: May 8

Parents: Roni and Obadiah Toppin

Major: Communication

Secret talent ...
Can play the piano

Did you know ...
His favorite food is Italian

Need to know ...
Younger brother of 2020 National Player of the Year, Obi Toppin

Game-By-Game Statistics

Opponent	Date	GS	Min	FG-A	Pct.	3FG-A	Pct.	FT-A	Pct.	Off-Def-Tot	PF	Ast	TO	Blk	Stl	Pts
vs. #9/9 Duke	11/9/21		23	2-6	.333	0-0	.000	0-0	.000	2-4-6	4	1	0	0	0	4
ROBERT MORRIS	11/12/21															
MOUNT ST. MARY'S	11/16/21															
RV/- OHIO	11/19/21															
UALBANY	11/22/21															
NORTH FLORIDA	11/26/21		10	1-3	.333	0-0	.000	1-2	.500	0-2-2	0	1	3	1	1	3
CENTRAL MICHIGAN	11/29/21		14	3-3	1.000	0-0	.000	1-2	.500	0-1-1	1	1	0	0	0	7
SOUTHERN	12/7/21		21	1-4	.250	0-0	.000	0-0	.000	2-4-6	0	1	2	4	0	2
at Notre Dame	12/11/21		8	1-2	.500	0-1	.000	0-0	.000	1-0-1	0	0	0	0	1	2
vs. RV/RV UNC	12/18/21		20	2-4	.500	0-0	.000	3-4	.750	2-3-5	0	3	0	0	0	7

Career Statistics

Year	GP-GS	Min-Avg	FG-FGA	Pct	3FG-FGA	Pct	FT-FTA	Pct	Off-Def-Tot-Avg	PF-FO	Ast	TO	Blk	Stl	Pts	Avg
2019-20	30-3	556-18.5	55-129	.426	13-53	.245	29-45	.644	42-75-117-3.9	63-0	15	17	12	11	152	5.1
2020-21	24-2	412-17.2	44-99	.444	4-13	.308	32-41	.780	22-63-85-3.5	26-0	16	20	6	11	124	5.2
2021-22	6-0	96-16.0	10-22	.455	0-1	.000	5-8	.625	7-14-21-3.5	5-0	7	5	5	2	25	4.2
TOTAL	60-5	1064-17.7	109-250	.436	17-67	.254	66-94	.702	71-152-223-3.7	94-0	38	42	23	24	301	5.0

CJ FREDRICK

RS Junior | Guard | 6-3 | 190 lbs | Cincinnati | University of Iowa

1

[@cj_fredrick](#) |
 [@cj_fredrick5](#)



2021-22 SEASON/CAREER HIGHS		
Points		
Season	-	
Career	23, at Minnesota (12/25/20)	
Rebounds		
Season	-	
Career	5, ORAL ROBERTS (11/15/19)	
Field Goals		
Season	-	
Career	8, NORTH CAROLINA (12/8/20)	
Field Goals Attempted		
Season	-	
Career	12, 2x, last at Minnesota (12/25/20)	
3-Point Field Goals		
Season	-	
Career	5, 3x, last at Minnesota (12/25/20)	
3-Point Field Goals Attempted		
Season	-	
Career	5, 5x, last at Vanderbilt (2/17/21)	
Free Throws		
Season	-	
Career	6, 2x, last MICHIGAN (1/17/20)	
Free Throws Attempted		
Season	-	
Career	8, vs. Cincinnati (12/21/19)	
Assists		
Season	-	
Career	6, SOUTHERN (11/27/20)	
Steals		
Season	-	
Career	2, 5x, last NORTH CAROLINA (12/8/20)	
Blocked Shots		
Season	-	
Career	1, 9x, last vs. Grand Canyon (3/20/21)	
Minutes Played		
Season	-	
Career	39, at Minnesota (12/25/20)	
MISCELLANEOUS		
	2021-22	CAREER*
Dunks	0	0
Double-Figure Scoring Games	0	19
Double-Figure Rebounding Games	0	0
Games With Double-Double	0	0
Games Led UK in Scoring	0	4
Games Led UK in Rebounding	0	0
Games Led UK in Assists	0	5
Games Led UK in Steals	0	7
Games Led UK in Blocks	0	3
Games With 3+ Assists	0	21
Games With 3+ Blocks	0	0
Games With 3+ Steals	0	0
Games With 3+ Three-Pointers	0	12
<i>*includes Iowa statistics</i>		

- Transferred from Iowa following the 2020-21 season
- Likely to miss the 2021-22 season after undergoing surgery in mid-November to repair a left hamstring injury
- Before the injury, was entering the season as the nation's leading returner in career 3-point field-goal percentage (46.6%) with a minimum of 150 attempts
- Won the 2021 Big Blue Madness 3-point contest
- Started all 27 games he appeared in for Iowa in 2020-21 and averaged 7.5 points and 1.9 assists per game
 - Made three or 3-pointers in six games
 - Shot 47.4% from 3, the second-best clip by a sophomore in program history
 - Posted a 5.2 assist-to-turnover ratio
 - Won the Iowa Men's Basketball Big Ten Sportsmanship Award
 - Scored a career-high 23 points with a career-high five 3-pointers at Minnesota
 - Recorded 21 points and a career-high five treys in a win vs. North Carolina
- Made the All-Big Ten Freshman Team as a redshirt freshman in 2019-20
 - One of only three players nationally and the only player from a major conference dating back to 1993 with 65 or more assists, 32 or fewer turnovers and 46% shooting clip or better from 3-point range
 - Averaged 10.2 points and 2.8 assists per game
 - Scored in double figures in 13 games with three games of 21 points
- 2018 Kentucky Gatorade Player of the Year out of Covington Catholic High School in Northern Kentucky
 - Set Covington Catholic's single-season records for points, field goals, 3-pointers
- Led Covington Catholic to the 2018 Kentucky High School Athletic Association state title
 - Earned KHSAA Sweet Sixteen MVP honors after averaging 27.8 points during the state title run

BIO BLAST

Birthdate: July 10

Parents: Chuck and Laura Fredrick

Major: Community and leadership development

La Familia ...

Has six first- or second-degree family members who played NCAA Division I or Division II sports (basketball, football or baseball)

Homecoming...

Won the 2018 Kentucky High School Athletic Association state title in Rupp Arena

Game-By-Game Statistics

Opponent	Date	GS	Min	FG-A	Pct.	3FG-A	Pct.	FT-A	Pct.	Off-Def-Tot	PF	Ast	TO	Blk	Stl	Pts
vs. Duke	11/9/21															
ROBERT MORRIS	11/12/21															
MOUNT ST. MARY'S	11/16/21															
RV/- OHIO	11/19/21															
UALBANY	11/22/21															
NORTH FLORIDA	11/26/21															
CENTRAL MICHIGAN	11/29/21															
SOUTHERN	12/7/21															
at Notre Dame	12/11/21															
vs. RV/RV UNC	12/18/21															

Career Statistics

Year	GP-GS	Min-Avg	FG-FGA	Pct	3FG-FGA	Pct	FT-FTA	Pct	Off-Def-Tot-Avg	PF-FO	Ast	TO	Blk	Stl	Pts	Avg
2019-20	25-25	715-29.8	87-180	.483	47-102	.461	35-44	.795	16-32-48-1.9	43-0	69	32	5	17	256	10.2
2020-21	27-27	666-24.7	72-152	.474	36-76	.474	23-34	.676	5-24-29-1.1	25-0	52	10	4	10	203	7.5
TOTAL	53-53	1,381-26.1	159-332	.479	83-178	.466	58-78	.744	21-56-77-1.5	68-0	121	42	9	27	459	8.8

SAHVIR WHEELER

Junior | Guard | 5-9 | 180 lbs | Houston | University of Georgia

2

[@sahvir_](#) | [@sahvir_](#)



2021-22 SEASON/CAREER HIGHS		
Points		
Season	26, vs. North Carolina (12/18/21)	
Career	27, at Florida (2/20/21)	
Rebounds		
Season	6, OHIO (11/19/21)	
Career	11, LSU (2/23/21)	
Field Goals		
Season	12, vs. North Carolina (12/18/21)	
Career	12, vs. North Carolina (12/18/21)	
Field Goals Attempted		
Season	15, 2x, last vs. North Carolina (12/18/21)	
Career	18, 2x, last AUBURN (1/13/21)	
3-Point Field Goals		
Season	2, vs. Duke (11/9/21)	
Career	3, 2x, last at LSU (1/6/21)	
3-Point Field Goals Attempted		
Season	3, 2x, last CENTRAL MICH. (11/29/21)	
Career	8, at LSU (1/6/21)	
Free Throws		
Season	5, UALBANY (11/22/21)	
Career	8, at Florida (2/20/21)	
Free Throws Attempted		
Season	6, UALBANY (11/22/21)	
Career	11, OLE MISS (1/30/21)	
Assists		
Season	14, NORTH FLORIDA (11/26/21)	
Career	14, NORTH FLORIDA (11/26/21)	
Steals		
Season	4, vs. North Carolina (12/18/21)	
Career	5, at Florida (2/20/21)	
Blocked Shots		
Season	1, CENTRAL MICHIGAN (11/29/21)	
Career	1, 2x, last CENTRAL MICH. (11/29/21)	
Minutes Played		
Season	39, UALBANY (11/22/21)	
Career	42, ALABAMA (2/8/20)	
MISCELLANEOUS		
	2021-22	CAREER*
Dunks	0	0
Double-Figure Scoring Games	6	39
Double-Figure Rebounding Games	0	1
Games With Double-Double	2	10
Games Led UK in Scoring	1	8
Games Led UK in Rebounding	0	2
Games Led UK in Assists	8	56
Games Led UK in Steals	5	20
Games Led UK in Blocks	1	2
Games With 3+ Assists	9	58
Games With 3+ Blocks	0	0
Games With 3+ Steals	2	11
Games With 3+ Three-Pointers	0	2

**includes Georgia statistics*

- Named SEC Player of the Week on Dec. 20 after he bounced back from an 0-for-5 game vs. Notre Dame with a 26-point (season high), eight-assist and four-steal (season high) performance in the win vs. North Carolina
 - Made 12 for 15 from the floor
- Second in the nation with 7.7 assists per game through games on Dec. 18
- Scored in double figures in six games
- Dished out a career-high 14 assists to go along with 12 points in the win vs. North Florida
- Posted 12 assists with no turnovers vs. Robert Morris
- Double-double against No. 9/9 Duke with 16 points and 10 assists, the second-most dimes in a UK debut, trailing only De'Aaron Fox, who opened with 12
- Transferred from Georgia following the 2020-21 season
- Preseason All-SEC First Team pick by the league's media and coaches
- Bob Cousy Award preseason watch list for the nation's top point guard
- Sensational sophomore season at Georgia, where he started all 26 games and averaged 14.0 points, 7.4 assists and 3.8 rebounds per game
 - Set Georgia's single-season assists record with 193 dimes, breaking the previous mark by 24 assists despite a shortened season
 - Led the Southeastern Conference in assists per game and assist-to-turnover ratio
 - Ranked fifth nationally in assists per game
 - 22 double-figure scoring games and eight double-doubles
 - Posted the program's first-ever triple-double with 14 points, 13 assists and 11 rebounds vs. LSU late in the season
 - Dished out an SEC Tournament record 13 assists against Missouri
 - Scored a career-high 27 points with a career-best five steals at Florida
- Appeared in all 31 games as a freshman at Georgia with 17 starts
 - Set the program's freshman assists record with 139 dimes
 - Averaged 9.0 points, 4.5 assists and 2.5 rebounds per game
 - 11 double-figure scoring games
- Two-time high school state champion out of Houston Christian High School in Houston
 - School's all-time leader in assists and steals
 - School record holder for points in a game, assists and 3-pointers
 - Co-MVP of the 2019 Big Baller Brand All-America Game

BIO BLAST

Birthday: Jan. 17

Parents: Teddy and Jacqueline Wheeler

Major: Communication

Small frame, big hops ...
Despite standing just 5-foot-9, he can dunk

Why No. 2 ...
It was the first number he received in any sport

Pregame routine ...
Taking a shower before leaving for the arena and listening to music

Game-By-Game Statistics

Opponent	Date	GS	Min	FG-A	Pct.	3FG-A	Pct.	FT-A	Pct.	Off-Def-Tot	PF	Ast	TO	Blk	Stl	Pts
vs. #9/9 Duke	11/9/21	*	38	6-15	.400	2-3	.667	2-2	1.000	0-3-3	3	10	7	0	1	16
ROBERT MORRIS	11/12/21	*	23	2-7	.286	1-2	.500	0-0	.000	1-0-1	2	12	0	0	3	5
MOUNT ST. MARY'S	11/16/21	*	29	6-11	.545	0-1	.000	0-0	.000	1-0-1	4	8	1	0	2	12
RV/- OHIO	11/19/21	*	30	4-9	.444	0-1	.000	3-3	1.000	2-4-6	3	4	3	0	0	11
UALBANY	11/22/21	*	39	5-12	.417	0-2	.000	5-6	.833	1-3-4	2	7	5	0	1	15
NORTH FLORIDA	11/26/21	*	36	6-12	.500	0-2	.000	0-0	.000	2-2-4	2	14	3	0	2	12
CENTRAL MICHIGAN	11/29/21	*	29	3-8	.375	1-3	.333	0-0	.000	0-0-0	2	6	3	1	2	7
SOUTHERN	12/7/21	*	33	3-7	.429	0-2	.000	2-2	1.000	1-3-4	3	6	5	0	1	8
at Notre Dame	12/11/21	*	29	0-5	.000	0-2	.000	3-4	.750	0-2-2	3	2	2	0	0	3
vs. RV/RV UNC	12/18/21	*	32	12-15	.800	0-0	.000	2-2	1.000	2-1-3	3	8	2	0	4	26

Career Statistics

Year	GP-GS	Min-Avg	FG-FGA	Pct	3FG-FGA	Pct	FT-FTA	Pct	Off-Def-Tot-Avg	PF-FO	Ast	TO	Blk	Stl	Pts	Avg
2019-20	31-17	846-27.3	103-218	.472	16-50	.320	58-83	.699	17-59-76-2.5	85-1	139	91	0	26	280	9.0
2020-21	26-26	906-34.8	135-338	.399	18-80	.225	76-103	.738	18-82-100-3.8	70-3	193	115	1	44	364	14.0
2021-22	10-10	318-31.8	47-101	.465	4-18	.222	17-19	.895	10-18-28-2.8	27-0	77	31	1	16	115	11.5
TOTAL	67-53	2070-30.9	285-657	.434	38-148	.257	151-205	.737	45-159-204-3.0	182-4	409	237	2	86	759	11.3

TYTY WASHINGTON JR.

Freshman | Guard | 6-3 | 197 lbs | Phoenix | AZ Compass Prep

3



[@tytywashington3](#) |
 [@tytywashington3](#) |
 [@tytywashington3](#)

2021-22 SEASON/CAREER HIGHS		
Points		
Season	20, 2x, last UALBANY (11/22/21)	
Career	20, 2x, last UALBANY (11/22/21)	
Rebounds		
Season	12, OHIO (11/19/21)	
Career	12, OHIO (11/19/21)	
Field Goals		
Season	8, OHIO (11/19/21)	
Career	8, OHIO (11/19/21)	
Field Goals Attempted		
Season	15, OHIO (11/19/21)	
Career	15, OHIO (11/19/21)	
3-Point Field Goals		
Season	3, CENTRAL MICHIGAN (11/29/21)	
Career	3, CENTRAL MICHIGAN (11/29/21)	
3-Point Field Goals Attempted		
Season	6, OHIO (11/19/21)	
Career	6, OHIO (11/19/21)	
Free Throws		
Season	4, UALBANY (11/22/21)	
Career	4, UALBANY (11/22/21)	
Free Throws Attempted		
Season	5, UALBANY (11/22/21)	
Career	5, UALBANY (11/22/21)	
Assists		
Season	5, 3x, last at Notre Dame (12/11/21)	
Career	5, 3x, last at Notre Dame (12/11/21)	
Steals		
Season	4, NORTH FLORIDA (11/26/21)	
Career	4, NORTH FLORIDA (11/26/21)	
Blocked Shots		
Season	2, UALBANY (11/22/21)	
Career	2, UALBANY (11/22/21)	
Minutes Played		
Season	38, UALBANY (11/22/21)	
Career	38, UALBANY (11/22/21)	
MISCELLANEOUS		
	2021-22	CAREER
Dunks	1	1
Double-Figure		
Scoring Games	7	7
Double-Figure		
Rebounding Games	1	1
Games With		
Double-Double	1	1
Games Led UK		
in Scoring	2	2
Games Led UK		
in Rebounding	1	1
Games Led UK		
in Assists	2	2
Games Led UK		
in Steals	3	3
Games Led UK		
in Blocks	1	1
Games With		
3+ Assists	7	7
Games With		
3+ Blocks	0	0
Games With		
3+ Steals	1	1
Games With		
3+ Three-Pointers	1	1

- Named SEC Freshman of the Week for the week of Nov. 22
- Second on the team at 13.3 points per game with seven double-figure scoring performances
- Shooting 47.0% on the season and shooting better than 50% since the season opener
- Hit a 3-pointer in seven of the last eight games with a career-best three vs. Central Michigan
- Named to the All-Kentucky Classic Team after averaging 15.3 points and 6.0 rebounds in games vs. Ohio, Mount St. Mary's and Robert Morris
 - Sensational vs. Ohio with 20 points, a game-high 12 rebounds and a game-high five assists, becoming the third Wildcat under John Calipari with 20 points, 10 rebounds and five assists in a game (Isaiah Briscoe and James Young)
 - Posted 16 points on 7-of-12 shooting and a pair of 3s in the win over Mount St. Mary's
- Calipari on Washington: "He's comfortable in his own skin. He's comfortable with who he is as a player"
- On preseason watch lists for the Naismith Trophy, the Wooden Award and the Lute Olson Award, all presented to the national player of the year
- Playing for both teams, combined for 24 points and a game-high-tying 10 assists in the Blue-White Game
 - Was 3 of 5 from the 3-point line
 - Also had a game-high three steals
- Consensus five-star prospect
- Ranked as high as the No. 14 overall player by Rivals and ESPN and second at his position by ESPN in the final 2021 high school rankings
- MaxPreps Arizona Player of the Year
- Averaged 24.0 points, 7.0 assists and 6.0 rebounds per game for AZ Compass Prep, which finished 30-2 during his senior season
 - Connected on 48% of his shots, including 41% from 3-point range
- Selected for the 2021 Iverson Roundball Classic
 - Scored a game-high 22 points and won the 3-point contest
- Named to the All-Tournament Team at GEICO Nationals

BIO BLAST

Birthday: Nov. 15

Parents: Felicia Caldwell and Tyrone Washington Sr.

Major: Community and leadership development

Why No. 3 ...
Because it was Allen Iverson's number

Favorite former UK player ...
Devin Booker, who plays for Washington's hometown Phoenix Suns

Arizona first ...
First Arizona native to play for UK

Game-By-Game Statistics

Opponent	Date	GS	Min	FG-A	Pct.	3FG-A	Pct.	FT-A	Pct.	Off-Def-Tot	PF	Ast	TO	Blk	Stl	Pts
vs. #9/9 Duke	11/9/21	*	28	3-14	.214	0-2	.000	3-4	.750	0-1-1	2	3	0	0	1	9
ROBERT MORRIS	11/12/21	*	33	5-10	.500	0-1	.000	0-0	.000	0-3-3	2	2	2	0	1	10
MOUNT ST. MARY'S	11/16/21	*	29	7-12	.583	2-3	.667	0-0	.000	0-3-3	2	3	4	0	1	16
RV/- OHIO	11/19/21	*	37	8-15	.533	1-6	.167	3-3	1.000	2-10-12	0	5	4	1	1	20
UALBANY	11/22/21	*	38	7-14	.500	2-3	.667	4-5	.800	2-4-6	2	3	2	2	0	20
NORTH FLORIDA	11/26/21	*	35	6-13	.462	2-5	.400	0-0	.000	0-5-5	0	2	0	0	4	14
CENTRAL MICHIGAN	11/29/21	*	27	6-11	.545	3-5	.600	0-0	.000	2-4-6	1	2	0	0	0	15
SOUTHERN	12/7/21	*	26	5-10	.500	1-3	.333	3-4	.750	2-1-3	2	5	2	0	1	14
at Notre Dame	12/11/21	*	33	3-7	.429	0-1	.000	0-0	.000	0-1-1	2	5	2	0	0	6
vs. RV/RV UNC	12/18/21	*	20	4-9	.444	1-3	.333	0-0	.000	2-2-4	1	4	1	0	2	9

Career Statistics

Year	GP-GS	Min-Avg	FG-FGA	Pct	3FG-FGA	Pct	FT-FTA	Pct	Off-Def-Tot-Avg	PF-FO	Ast	TO	Blk	Stl	Pts	Avg
2021-22	10-10	306-30.6	54-115	.470	12-32	.375	13-16	.813	10-34-44-4.4	14-0	34	17	3	11	133	13.3
TOTAL	10-10	306-30.6	54-115	.470	12-32	.375	13-16	.813	10-34-44-4.4	14-0	34	17	3	11	133	13.3

DAIMION COLLINS

Freshman | Forward | 6-9 | 202 lbs | Atlanta, Texas | Atlanta High School

4

[@CollinsDaimion](#) |
 [@daimionfrmetx](#) |
 [@daimionfrmetx](#) |
 [@daimionc3](#)



BIO BLAST

Birthday: Oct. 28

Parents: Benjamin Jr. and Kimberly Collins

Major: Agricultural economics

Right at home in Kentucky ...
Enjoys riding horses

Favorite food ...
Soul food

Favorite player ...
Kevin Durant, who played for Collins' home-state school at the University of Texas

2021-22 SEASON/CAREER HIGHS		
Points		
Season	14, ROBERT MORRIS (11/12/21)	
Career	14, ROBERT MORRIS (11/12/21)	
Rebounds		
Season	6, 3x, last SOUTHERN (12/7/21)	
Career	6, 3x, last SOUTHERN (12/7/21)	
Field Goals		
Season	7, ROBERT MORRIS (11/12/21)	
Career	7, ROBERT MORRIS (11/12/21)	
Field Goals Attempted		
Season	10, NORTH FLORIDA (11/26/21)	
Career	10, NORTH FLORIDA (11/26/21)	
3-Point Field Goals		
Season	-	
Career	-	
3-Point Field Goals Attempted		
Season	2, NORTH FLORIDA (11/26/21)	
Career	2, NORTH FLORIDA (11/26/21)	
Free Throws		
Season	3, CENTRAL MICHIGAN (11/29/21)	
Career	3, CENTRAL MICHIGAN (11/29/21)	
Free Throws Attempted		
Season	4, CENTRAL MICHIGAN (11/29/21)	
Career	4, CENTRAL MICHIGAN (11/29/21)	
Assists		
Season	3, ROBERT MORRIS (11/12/21)	
Career	3, ROBERT MORRIS (11/12/21)	
Steals		
Season	1, 5x, last vs. North Carolina (12/18/21)	
Career	1, 5x, last vs. North Carolina (12/18/21)	
Blocked Shots		
Season	4, ROBERT MORRIS (11/12/21)	
Career	4, ROBERT MORRIS (11/12/21)	
Minutes Played		
Season	25, NORTH FLORIDA (11/26/21)	
Career	25, NORTH FLORIDA (11/26/21)	
MISCELLANEOUS		
	2021-22	CAREER
Dunks	15	15
Double-Figure		
Scoring Games	2	2
Double-Figure		
Rebounding Games	0	0
Games With		
Double-Double	0	0
Games Led UK		
in Scoring	0	0
Games Led UK		
in Rebounding	0	0
Games Led UK		
in Assists	0	0
Games Led UK		
in Steals	0	0
Games Led UK		
in Blocks	3	3
Games With		
3+ Assists	1	1
Games With		
3+ Blocks	3	3
Games With		
3+ Steals	0	0
Games With		
3+ Three-Pointers	0	0

- Solid game vs. Southern with eight points, six rebounds and three blocks in 17 minutes
- Scored 12 points on 6-of-10 shooting to go along with a career-high-tying six rebounds in his first career start vs. North Florida
- Had six points, three rebounds and a game-high three blocks in the win over UAlbany
- Breakthrough game with 14 points on 7-of-8 shooting in 21 minutes vs. Robert Morris
 - Scored 10 points in the final seven minutes, including four of his game-high five dunks
 - Also blocked four shots and dished out three assists
 - "He needs to play," Calipari said of the performance
- Consensus five-star prospect
- Ranked the No. 13 overall player in the 2021 signing class by 247Sports
- Averaged 35.2 points, 14.4 rebounds, 7.0 assists and 6.2 blocks per game for Atlanta High School his senior season
- Texas Gatorade Player of the Year
- MaxPreps Texas Player of the Year
- MaxPreps All-America First Team, Naismith All-America Third Team and Sports Illustrated All-America Third Team honors
- Named to the McDonald's All America Game, the Jordan Brand Classic roster and the Allen Iverson Roundball Classic
- Won the AAU Peach Jam title
- Top wingspan on the team at 7-foot-5 and second-best maximum vertical at 42 inches

Game-By-Game Statistics

Opponent	Date	GS	Min	FG-A	Pct.	3FG-A	Pct.	FT-A	Pct.	Off-Def-Tot	PF	Ast	TO	Blk	Stl	Pts
vs. #9/9 Duke	11/9/21	1	0-0	.000	0-0	.000	0-0	.000	0-0-0	1	0	1	0	0	0	0
ROBERT MORRIS	11/12/21	21	7-8	.875	0-1	.000	0-0	.000	2-4-6	1	3	3	4	1	14	
MOUNT ST. MARY'S	11/16/21	15	0-2	.000	0-0	.000	2-2	1.000	0-2-2	2	0	0	1	1	2	
RV/- OHIO	11/19/21	7	1-1	1.000	0-0	.000	0-0	.000	0-0-0	3	0	0	0	0	2	
UALBANY	11/22/21	17	2-3	.667	0-0	.000	2-2	1.000	1-2-3	4	0	1	3	0	6	
NORTH FLORIDA	11/26/21 *	25	6-10	.600	0-2	.000	0-0	.000	4-2-6	2	0	3	1	0	12	
CENTRAL MICHIGAN	11/29/21	13	0-1	.000	0-0	.000	3-4	.750	2-1-3	4	0	0	0	1	3	
SOUTHERN	12/7/21	17	4-5	.800	0-0	.000	0-1	.000	3-3-6	2	0	0	3	1	8	
at Notre Dame	12/11/21	3	0-0	.000	0-0	.000	0-0	.000	0-0-0	1	0	0	1	0	0	
vs. RV/RV UNC	12/18/21	5	0-3	.000	0-0	.000	0-0	.000	1-0-1	1	0	2	1	1	0	

Career Statistics

Year	GP-GS	Min-Avg	FG-FGA	Pct	3FG-FGA	Pct	FT-FTA	Pct	Off-Def-Tot-Avg	PF-FO	Ast	TO	Blk	Stl	Pts	Avg
2021-22	10-1	124-12.4	20-33	.606	0-3	.000	7-9	.778	13-14-27-2.7	21-0	3	10	14	5	47	4.7
TOTAL	10-1	124-12.4	20-33	.606	0-3	.000	7-9	.778	13-14-27-2.7	21-0	3	10	14	5	47	4.7

DAVION MINTZ

Graduate | Guard | 6-3 | 195 lbs | Charlotte, N.C. | Creighton University

10

[@deemintz1](#) [@davion](#)



2021-22 SEASON/CAREER HIGHS*		
Points		
Season	13, ROBERT MORRIS (11/12/21)	
Career	21, 2x, last FLORIDA (2/27/21)	
Rebounds		
Season	8, OHIO (11/19/21)	
Career	9, VILLANOVA (2/24/18)	
Field Goals		
Season	4, 2x, last OHIO (11/19/21)	
Career	8, MARQUETTE (1/9/19)	
Field Goals Attempted		
Season	9, SOUTHERN (12/7/21)	
Career	14, 3x, last, FLORIDA (2/27/21)	
3-Point Field Goals		
Season	4, ROBERT MORRIS (11/12/21)	
Career	6, SOUTH CAROLINA (3/6/21)	
3-Point Field Goals Attempted		
Season	7, SOUTHERN (12/7/21)	
Career	11, SOUTH CAROLINA (3/6/21)	
Free Throws		
Season	4, OHIO (11/19/21)	
Career	7, MARQUETTE (1/21/17)	
Free Throws Attempted		
Season	5, 2x, last SOUTHERN (12/7/21)	
Career	10, vs. UCLA (11/20/17)	
Assists		
Season	3, OHIO (11/19/21)	
Career	8, 3x, last vs. Mississippi St. (3/11/21)	
Steals		
Season	1, OHIO (11/19/21)	
Career	6, at Marquette (3/3/19)	
Blocked Shots		
Season	-	
Career	2, vs. Loyola Chicago (3/19/19)	
Minutes Played		
Season	27, 2x, last vs. North Carolina (12/18/21)	
Career	45, at Villanova (2/6/19)	
MISCELLANEOUS		
	2021-22	CAREER*
Dunks	0	12
Double-Figure Scoring Games	2	43
Double-Figure Rebounding Games	0	0
Games With Double-Double	0	0
Games Led UK in Scoring	0	10
Games Led UK in Rebounding	0	4
Games Led UK in Assists	0	29
Games Led UK in Steals	1	25
Games Led UK in Blocks	0	7
Games With 3+ Assists	1	53
Games With 3+ Blocks	0	0
Games With 3+ Steals	0	4
Games With 3+ Three-Pointers	1	15

*includes Creighton statistics

- Returned to action vs. Southern after missing three straight games with an illness
- Best all-around game of the young season with 12 points, eight rebounds and three assists in a season-high 27 minutes in the win vs. Ohio
- Caught fire in the second half vs. Robert Morris with four 3s to finish with 13 points
- Wildcats' leading scorer, most consistent player during the 2020-21 season, his first at UK
 - First player to return to UK after leading the team in scoring average the previous season since Randolph Morris led the 2005-06 squad and came back for the 2006-07 year
 - Was one of three of three team captains
 - Team's leading scorer -- by a point -- with 288 points and an 11.5 average
 - Led UK in assists with 77 dimes and a 3.1 average
 - Also led Kentucky with 56 3-pointers, including 29 of 64 over the last eight games
 - Scored in double figures in six straight games to close the season, averaging 16.7 points per game during the stretch with a combined 24 3-pointers
 - Dished out 23 assists over the final three games in a more prominent role at point guard, including a career-high-tying eight at Ole Miss and vs. Mississippi State in the SEC Tournament
- Graduate transfer who redshirted for Creighton's 2019-20 Big East championship team that finished 24-7 after battling ankle injuries throughout the season
- Appeared in 97 career games with 79 starts at Creighton
 - In 2018-19, started all 35 games in the backcourt, averaging 9.7 points, 3.0 assists and 3.0 rebounds in 28.8 minutes per game
 - Ranked second on the team with 40 steals, third with 60 free throws and fourth with 43 3s
 - Poured in a career-high 21 points and made 5 of 8 trifectas vs. No. 21 Marquette
 - As a sophomore, started all but one game at point guard and averaged 6.1 points, 3.2 rebounds and a team-high 3.1 assists per game
 - Led the Big East and ranked 15th nationally in assist-to-turnover ratio and also led the Big East in assist-to-turnover ratio in league play only

BIO BLAST

Birthdate: June 30

Parents: Sean and Sandy Mintz

Major: Graduate degree in kinesiology and health promotion

Why No. 10 ...

Because it means complete and is one of his favorite numbers

Sweet tooth ...

Has to have dessert every day

What's playing pregame ...

Listens to Eric Thomas, a hip-hop motivational preacher, R&B, gospel

Game-By-Game Statistics

Opponent	Date	GS	Min	FG-A	Pct.	3FG-A	Pct.	FT-A	Pct.	Off-Def-Tot	PF	Ast	TO	Blk	Stl	Pts
vs. #9/9 Duke	11/9/21		21	2-7	.286	1-3	.333	0-0	.000	0-1-1	3	0	0	0	0	5
ROBERT MORRIS	11/12/21		20	4-5	.800	4-5	.800	1-2	.500	0-4-4	0	2	1	0	0	13
MOUNT ST. MARY'S	11/16/21		17	0-3	.000	0-1	.000	0-0	.000	1-1-2	2	1	2	0	0	0
RV/- OHIO	11/19/21		27	4-7	.571	0-2	.000	4-5	.800	3-5-8	0	3	0	0	1	12
UALBANY	11/22/21			DNP - Illness												
NORTH FLORIDA	11/26/21			DNP - Illness												
CENTRAL MICHIGAN	11/29/21			DNP - Illness												
SOUTHERN	12/7/21		16	2-9	.222	2-7	.286	3-5	.600	3-2-5	0	1	2	0	0	9
at Notre Dame	12/11/21		18	2-7	.286	0-5	.000	2-3	.667	1-3-4	1	0	0	0	0	6
vs. RV/RV UNC	12/18/21		27	1-7	.143	1-4	.250	3-4	.750	1-0-1	2	2	0	0	0	6

Career Statistics

Year	GP-GS	Min-Avg	FG-FGA	Pct	3FG-FGA	Pct	FT-FTA	Pct	Off-Def-Tot-Avg	PF-FO	Ast	TO	Blk	Stl	Pts	Avg
2016-17	29-12	354-12.2	30-78	.385	9-25	.360	26-33	.788	1-31-32-1.1	35-0	52	34	4	15	95	3.3
2017-18	33-32	696-21.1	61-151	.404	19-54	.352	60-82	.732	8-96-104.32	44-1	102	36	3	14	201	6.1
2018-19	35-35	1009-28.8	119-286	.416	43-124	.347	60-83	.723	18-87-105-3.0	70-0	105	76	4	40	341	9.7
2020-21	25-21	769-30.8	96-242	.397	56-148	.378	40-61	.656	19-60-79-3.2	49-1	77	47	5	25	288	11.5
2021-22	7-0	146-20.9	15-45	.333	8-27	.296	13-19	.684	9-16-25-3.6	8-0	9	5	0	1	51	7.3
TOTAL	129-100	2974-23.1	321-802	.400	135-378	.357	199-278	.716	55-290-345-2.7	206-2	345	198	16	95	976	7.6

DONTAIE ALLEN

RS-Sophomore | Guard | 6-6 | 205 lbs | Falmouth, Ky. | Pendleton County High School

11



[@DontaieAllen11](#) |
 [@dontaieallen11](#) |
 [@dontaieallen1](#)
[@dontaieallen11](#) |
 [@dontaie_allen11](#)

2021-22 SEASON/CAREER HIGHS		
Points		
Season	14, NORTH FLORIDA (11/26/21)	
Career	23, 2x, last vs. Mississippi St. (3/11/21)	
Rebounds		
Season	7, NORTH FLORIDA (11/26/21)	
Career	7, NORTH FLORIDA (11/26/21)	
Field Goals		
Season	5, NORTH FLORIDA (11/26/21)	
Career	8, 2x, last vs. Mississippi St. (3/11/21)	
Field Goals Attempted		
Season	12, NORTH FLORIDA (11/26/21)	
Career	15, vs. Mississippi State (3/11/21)	
3-Point Field Goals		
Season	2, 2x, last NORTH FLORIDA (11/26/21)	
Career	7, at Mississippi State (1/2/21)	
3-Point Field Goals Attempted		
Season	8, NORTH FLORIDA (11/26/21)	
Career	13, vs. Mississippi State (3/11/21)	
Free Throws		
Season	2, 2x, last CENTRAL MICH. (11/29/21)	
Career	4, VANDERBILT (1/5/21)	
Free Throws Attempted		
Season	2, 2x, last CENTRAL MICH. (11/29/21)	
Career	4, VANDERBILT (1/5/21)	
Assists		
Season	2, NORTH FLORIDA (11/26/21)	
Career	2, 3x, last NORTH FLORIDA (11/26/21)	
Steals		
Season	1, 2x, last NORTH FLORIDA (11/26/21)	
Career	2, 3x, last vs. Mississippi St. (3/11/21)	
Blocked Shots		
Season	2, ROBERT MORRIS (11/12/21)	
Career	2, ROBERT MORRIS (11/12/21)	
Minutes Played		
Season	19, 2x, last CENTRAL MICH. (11/29/21)	
Career	32, 2x, last VANDERBILT (1/5/21)	
MISCELLANEOUS		
	2021-22	CAREER
Dunks	2	3
Double-Figure Scoring Games	1	5
Double-Figure Rebounding Games	0	0
Games With Double-Double	0	0
Games Led UK in Scoring	1	4
Games Led UK in Rebounding	0	1
Games Led UK in Assists	0	0
Games Led UK in Steals	1	5
Games Led UK in Blocks	0	1
Games With 3+ Assists	0	0
Games With 3+ Blocks	0	0
Games With 3+ Steals	0	0
Games With 3+ Three-Pointers	0	3

- Scored a season-high 14 points and grabbed a career-high seven boards vs. North Florida
- Made his 2021-22 regular-season debut with two 3-pointers and eight points in the win vs. Robert Morris
- In his first season on the floor in a Kentucky uniform in 2020-21, became a spark off the bench for the Wildcats in key moments, especially in SEC play
 - Two most memorable performances came vs. Mississippi State, combining to score 46 points on 16-of-28 shooting with 13 3-pointers, leading UK to a double-overtime victory in the first game and nearly guiding the Wildcats to a double-digit come-from-behind win in the SEC Tournament
 - After scoring a combined eight points in his previous nine appearances, recorded a career-high-tying 23 points on 8-of-15 shooting with six 3-pointers in the SEC Tournament loss to MSU
 - Named SEC Freshman of the Week on Jan. 4 after he enjoyed one of the all-time breakthrough performances with 23 points on 8-of-13 shooting, including 7 of 11 from 3, to fuel a nine-point comeback at Mississippi State, all career highs
 - Played just one minute over the previous three games and 20 career minutes
 - Just the sixth freshman in school history to make seven or more treys in a game
- Redshirted his freshman year after suffering a torn ACL in his left knee during his senior high school season, limiting his final year to just 13 games
- Became the first in-state signee for Kentucky since 2013
- 18th player in program history to earn Kentucky Mr. Basketball honors
- Concluded high school career with 3,255 points, 11th all-time in state history
- Averaged 42.9 points and 14.2 boards per game during his senior season
 - Dropped 50 or more points in six of his first 12 games
- Averaged 31.8 points and 11.4 rebounds per game during his junior season
 - Shot 59.1% from the floor and 39.6% from 3-point range
- Great size and frame, including an 86.5-inch wingspan and a team-high hand width of 11.5 inches

BIO BLAST

Birthday: Nov. 5

Parents: April and Tony Thomas

Major: Communication

Most prized possession ...
His shoe collection

Why No. 11 ...
Because it's his favorite number, No. 1, twice

Favorite tattoo ...
The one of him on his left shoulder sitting on a basketball

Game-By-Game Statistics

Opponent	Date	GS	Min	FG-A	Pct.	3FG-A	Pct.	FT-A	Pct.	Off-Def-Tot	PF	Ast	TO	Blk	Stl	Pts
vs. #9/9 Duke	11/9/21															
ROBERT MORRIS	11/12/21	10	3-5	.600	2-4	.500	0-0	.000	0-1-1	0	1	0	2	0	8	
MOUNT ST. MARY'S	11/16/21	9	1-3	.333	0-1	.000	0-0	.000	0-0-0	1	1	0	0	0	2	
RV/- OHIO	11/19/21	6	1-1	1.000	1-1	1.000	0-0	.000	0-1-1	0	0	0	0	0	3	
UALBANY	11/22/21	13	0-5	.000	0-5	.000	0-0	.000	0-2-2	0	1	1	0	1	0	
NORTH FLORIDA	11/26/21	19	5-12	.417	2-8	.250	2-2	1.000	1-6-7	1	2	0	0	1	14	
CENTRAL MICHIGAN	11/29/21	19	3-11	.273	1-7	.143	2-2	1.000	2-4-6	1	1	1	0	0	9	
SOUTHERN	12/7/21	3	0-1	.000	0-1	.000	0-0	.000	0-0-0	1	0	1	0	0	0	
at Notre Dame	12/11/21															
vs. RV/RV UNC	12/18/21															

Career Statistics

Year	GP-GS	Min-Avg	FG-FGA	Pct	3FG-FGA	Pct	FT-FTA	Pct	Off-Def-Tot-Avg	PF-FO	Ast	TO	Blk	Stl	Pts	Avg
2020-21	22-1	309-14.0	39-100	.390	31-78	.397	9-14	.643	5-29-34-1.5	16-0	6	17	6	8	118	5.4
2021-22	7-0	79-11.3	13-38	.342	6-27	.222	4-4	1.000	3-14-17-2.4	4-0	6	3	2	2	36	5.1
TOTAL	29-1	388-13.4	52-138	.377	37-105	.352	13-18	.722	8-43-51-1.8	20-0	12	20	8	10	154	5.3

KEION BROOKS JR.

Junior | Forward | 6-7 | 210 lbs | Fort Wayne, Ind. | La Lumiere School

12



[@KeionB_12](#) |
 [@keionb](#) |
 [@swvggy_key](#)

2021-22 SEASON/CAREER HIGHS		
Points		
Season	22, OHIO (11/19/21)	
Career	23, TENNESSEE (2/6/21)	
Rebounds		
Season	8, 2x, last UALBANY (11/22/21)	
Career	14, at Tennessee (2/20/21)	
Field Goals		
Season	9, OHIO (11/19/21)	
Career	9, OHIO (11/19/21)	
Field Goals Attempted		
Season	18, OHIO (11/19/21)	
Career	18, OHIO (11/19/21)	
3-Point Field Goals		
Season	1, 3x, last CENTRAL MICH. (11/29/21)	
Career	2, 2x, last at Missouri (2/3/21)	
3-Point Field Goals Attempted		
Season	4, ROBERT MORRIS (11/12/21)	
Career	4, 3x, last ROBERT MORRIS (11/12/21)	
Free Throws		
Season	4, OHIO (11/19/21)	
Career	7, TENNESSEE (2/6/21)	
Free Throws Attempted		
Season	4, 3x, last at Notre Dame (12/11/21)	
Career	8, TENNESSEE (2/6/21)	
Assists		
Season	1, MOUNT ST. MARY'S (11/16/21)	
Career	5, at Vanderbilt (2/17/21)	
Steals		
Season	2, SOUTHERN (12/7/21)	
Career	2, 5x, last SOUTHERN (12/7/21)	
Blocked Shots		
Season	2, UALBANY (11/22/21)	
Career	4, at Vanderbilt (2/17/21)	
Minutes Played		
Season	37, OHIO (11/19/21)	
Career	37, OHIO (11/19/21)	
MISCELLANEOUS		
	2021-22	CAREER
Dunks	7	27
Double-Figure Scoring Games	6	22
Double-Figure Rebounding Games	0	2
Games With Double-Double	0	2
Games Led UK in Scoring	1	3
Games Led UK in Rebounding	1	10
Games Led UK in Assists	0	3
Games Led UK in Steals	1	3
Games Led UK in Blocks	1	7
Games With 3+ Assists	0	4
Games With 3+ Blocks	0	1
Games With 3+ Steals	0	0
Games With 3+ Three-Pointers	0	0

- Averaging a career-high 11.6 points per game
- Posted 12 points, seven rebounds, and added a block and steal at Notre Dame
- Made a career-high nine shots en route to 22 points, plus eight boards, in the win vs. Ohio
- Has double-figure scoring efforts in six of his last eight outings
- Preseason All-SEC Second Team pick by the league's media and coaches
- On the preseason watch list for the Naismith Trophy, awarded by the Atlanta Tipoff Club to the national player of the year
- "Way better, way more skilled," John Calipari said of the junior's start to the season
- Key leader on the team and one of three captains during the 2021-22 season
- Despite missing the first nine games in 2020-21 with a left leg injury, was a major contributor as a sophomore
 - Totaled career highs in virtually every major statistical category, including points (10.3) and rebounds (6.8) per game, the latter of which led the team
 - Scored in double figures in 11 of 16 games played
 - 10 points and career-high 14 rebounds in the upset win at No. 19/20 Tennessee
 - Career day in the home game vs. No. 11/10 Tennessee with 23 points and 11 rebounds for his first career double-double
 - Became the third player in the John Calipari era with at least 23 points and at least 10 rebounds off the bench
 - Major impact with 12 points, team-high-tying six boards, and team- and career-high four assists at Florida on just two days of practice after being medically cleared
- Played in all 31 games with six starts and five double-figure scoring games as a freshman
 - Played a then-career-high 27 minutes in the 18-point comeback at Florida, posting his fifth double-figure scoring game of the season with 10 points, and two 3-pointers
 - Emerged as a spark in the games at Arkansas and vs. Georgia, posting 10 points and seven rebounds vs. the Razorbacks and eight points and five rebounds vs. the Bulldogs, igniting game-changing runs in both games
- Underrated athlete with a 37-inch maximum vertical and a 7-foot-1 wingspan

BIO BLAST

Birthday: Aug. 7

Parents: Sarita and Keion Brooks Sr.

Major: Communication

Did you know ...
He tested at a 12th-grade reading level when he was in the fourth grade

Make a difference ...
Member of the NABC Player Development Coalition and the SEC Council on Racial Equality and Social Justice

Game-By-Game Statistics

Opponent	Date	GS	Min	FG-A	Pct.	3FG-A	Pct.	FT-A	Pct.	Off-Def-Tot	PF	Ast	TO	Blk	Stl	Pts
vs. #9/9 Duke	11/9/21	*	17	4-10	.400	1-3	.333	0-0	.000	1-2-3	2	0	2	0	0	9
ROBERT MORRIS	11/12/21	*	24	5-10	.500	1-4	.250	2-3	.667	0-1-1	0	0	2	1	0	13
MOUNT ST. MARY'S	11/16/21	*	25	4-9	.444	0-0	.000	2-2	1.000	2-5-7	1	1	1	1	0	10
RV/- OHIO	11/19/21	*	37	9-18	.500	0-3	.000	4-4	1.000	3-5-8	1	0	5	1	0	22
UALBANY	11/22/21	*	29	7-11	.636	0-0	.000	3-4	.750	2-6-8	0	0	2	2	0	17
NORTH FLORIDA	11/26/21			DNP - Illness												
CENTRAL MICHIGAN	11/29/21	*	17	3-10	.300	1-2	.500	2-3	.667	2-2-4	1	0	0	0	1	9
SOUTHERN	12/7/21	*	20	1-3	.333	0-0	.000	0-2	.000	0-1-1	1	0	1	1	2	2
at Notre Dame	12/11/21	*	32	5-10	.500	0-1	.000	2-4	.500	0-7-7	1	0	0	1	1	12
vs. RV/RV UNC	12/18/21	*	18	5-10	.500	0-0	.000	0-0	.000	2-1-3	2	0	0	0	0	10

Career Statistics

Year	GP-GS	Min-Avg	FG-FGA	Pct	3FG-FGA	Pct	FT-FTA	Pct	Off-Def-Tot-Avg	PF-FO	Ast	TO	Blk	Stl	Pts	Avg
2019-20	31-6	470-15.2	58-123	.472	5-19	.263	17-27	.630	31-68-99-3.2	46-0	6	25	13	11	138	4.5
2020-21	16-3	375-23.4	64-145	.441	6-28	.214	31-39	.795	40-68-108-6.8	44-2	26	30	13	10	165	10.3
2021-22	9-9	219-24.3	43-91	.473	3-13	.231	15-22	.682	12-30-42-4.7	9-0	1	13	7	4	104	11.6
TOTAL	56-18	1064-19.0	165-359	.460	14-60	.233	63-88	.716	83-166-249-4.4	99-2	33	68	33	25	407	7.3



2021-22 SEASON/CAREER HIGHS		
Points		
Season	2, CENTRAL MICHIGAN (11/29/21)	
Career	2, CENTRAL MICHIGAN (11/29/21)	
Rebounds		
Season	1, CENTRAL MICHIGAN (11/29/21)	
Career	1, CENTRAL MICHIGAN (11/29/21)	
Field Goals		
Season	1, CENTRAL MICHIGAN (11/29/21)	
Career	1, CENTRAL MICHIGAN (11/29/21)	
Field Goals Attempted		
Season	1, CENTRAL MICHIGAN (11/29/21)	
Career	1, CENTRAL MICHIGAN (11/29/21)	
3-Point Field Goals		
Season	-	
Career	-	
3-Point Field Goals Attempted		
Season	-	
Career	-	
Free Throws		
Season	-	
Career	-	
Free Throws Attempted		
Season	-	
Career	-	
Assists		
Season	1, UALBANY (11/22/21)	
Career	1, UALBANY (11/22/21)	
Steals		
Season	-	
Career	1, SOUTH CAROLINA (3/6/21)	
Blocked Shots		
Season	-	
Career	-	
Minutes Played		
Season	2, MOUNT ST. MARY'S (11/16/21)	
Career	2, 2x, last MT. ST. MARY'S (11/16/21)	
MISCELLANEOUS		
	2021-22	CAREER
Dunks	0	0
Double-Figure Scoring Games	0	0
Double-Figure Rebounding Games	0	0
Games With Double-Double	0	0
Games Led UK in Scoring	0	0
Games Led UK in Rebounding	0	0
Games Led UK in Assists	0	0
Games Led UK in Steals	0	0
Games Led UK in Blocks	0	0
Games With 3+ Assists	0	0
Games With 3+ Blocks	0	0
Games With 3+ Steals	0	0
Games With 3+ Three-Pointers	0	0

- Scored his first career points off an offensive rebound and put back in the win over Central Michigan
- Registered his first career assist in a minute of the win over UAlbany
- Saw two minutes of action in the win over Mount St. Mary's
- Played a minute in the win vs. Robert Morris
- Appeared in two games in 2020-21
 - Logged two minutes vs. South Carolina and recorded his first career steal
- Played in four games in his first season
 - Made first appearance as a Wildcat in regular-season action vs. Eastern Kentucky
- Capped his high school career with 1,371 career points and 776 rebounds
 - Two-year captain
 - Named an All-10th Region First Team selection
 - Averaged 15.0 points and 9.5 rebounds per game as a senior
 - 13 double-doubles
 - Double-digit scorer over his final three seasons
 - Three-time All-District Team selection and a three-time All-District Tournament Team pick
 - Team claimed two District 40 titles
 - 10th Region runners-up in 2019

BIO BLAST

Birthday: July 15

Parents: Melissa and Lynn Canada

Major: Communication

I'll be your hero ...

His definition of a hero is someone who you can rely on and follow

Fan of the Wildcats ...

Born in Lexington, Ky., and cheered for the Wildcats growing up. De'Aaron Fox is his favorite former Wildcat

Giving back ...

Participated in Big Brothers, Big Sisters

Game-By-Game Statistics

Opponent	Date	GS	Min	FG-A	Pct.	3FG-A	Pct.	FT-A	Pct.	Off-Def-Tot	PF	Ast	TO	Blk	Stl	Pts
vs. #9/9 Duke	11/9/21															
ROBERT MORRIS	11/12/21	1	0-0	.000	0-0	.000	0-0	.000	0-0-0	0	0	0	0	0	0	0
MOUNT ST. MARY'S	11/16/21	2	0-0	.000	0-0	.000	0-0	.000	0-0-0	0	0	0	0	0	0	0
RV/- OHIO	11/19/21															
UALBANY	11/22/21	1	0-0	.000	0-0	.000	0-0	.000	0-0-0	0	1	0	0	0	0	0
NORTH FLORIDA	11/26/21	1	0-0	.000	0-0	.000	0-0	.000	0-0-0	0	0	0	0	0	0	0
CENTRAL MICHIGAN	11/29/21	1	1-1	1.000	0-0	.000	0-0	.000	1-0-1	0	0	0	0	0	0	2
SOUTHERN	12/7/21															
at Notre Dame	12/11/21															
vs. RV/RV UNC	12/18/21	1	0-0	.000	0-0	.000	0-0	.000	0-0-0	0	0	0	0	0	0	0

Career Statistics

Year	GP-GS	Min-Avg	FG-FGA	Pct	3FG-FGA	Pct	FT-FTA	Pct	Off-Def-Tot-Avg	PF-FO	Ast	TO	Blk	Stl	Pts	Avg
2019-20	4-0	3-0.8	0-0	.000	0-0	.000	0-0	.000	0-0-0-0.0	0-0	0	1	0	0	0	0.0
2020-21	2-0	3-1.5	0-0	.000	0-0	.000	0-0	.000	0-0-0-0.0	0-0	0	2	0	1	0	0.0
2021-22	6-0	7-1.2	1-1	1.000	0-0	.000	0-0	.000	1-0-1-0.2	0-0	1	0	0	0	2	0.3
TOTAL	12-0	13-1.1	1-1	1.000	0-0	.000	0-0	.000	1-0-1-0.1	0-0	1	3	0	1	2	0.2

ZAN PAYNE

RS-Junior | G/F | 6-4 | 215 lbs | Lexington, Ky. | Lexington Catholic High School

20



[@young_payne2321](#) |
 [@alexander.payne23](#) |
 [@ZanPaynepapi](#)

2021-22 SEASON/CAREER HIGHS		
Points		
Season	4	MOUNT ST. MARY'S (11/16/21)
Career	4	MOUNT ST. MARY'S (11/16/21)
Rebounds		
Season	-	
Career	2	SOUTH CAROLINA (3/6/21)
Field Goals		
Season	1	MOUNT ST. MARY'S (11/16/21)
Career	1, 2x	last MT. ST. MARY'S (11/16/21)
Field Goals Attempted		
Season	2	NORTH FLORIDA (11/26/21)
Career	2, 2x	last NORTH FLORIDA (11/26/21)
3-Point Field Goals		
Season	-	
Career	-	
3-Point Field Goals Attempted		
Season	1, 2x	last CENTRAL MICH. (11/29/21)
Career	1, 2x	last CENTRAL MICH. (11/29/21)
Free Throws		
Season	2	MOUNT ST. MARY'S (11/16/21)
Career	2	MOUNT ST. MARY'S (11/16/21)
Free Throws Attempted		
Season	2	MOUNT ST. MARY'S (11/16/21)
Career	2	MOUNT ST. MARY'S (11/16/21)
Assists		
Season	-	
Career	-	
Steals		
Season	1	MOUNT ST. MARY'S (11/16/21)
Career	1	MOUNT ST. MARY'S (11/16/21)
Blocked Shots		
Season	-	
Career	-	
Minutes Played		
Season	2	MOUNT ST. MARY'S (11/16/21)
Career	3	SOUTH CAROLINA (3/6/21)
MISCELLANEOUS		
	2021-22	CAREER
Dunks	0	0
Double-Figure Scoring Games	0	0
Double-Figure Rebounding Games	0	0
Games With 3+ Assists	0	0
Games With 3+ Blocks	0	0
Games With 3+ Steals	0	0
Games With 3+ Three-Pointers	0	0

- Recorded a career-high four points and a steal in the win over Mount St. Mary's
- Played a minute in the wins vs. Robert Morris, UAlbany, North Florida and Central Michigan
- Graduated in August with a degree in communication
- Appeared in two games in 2020-21 after missing the first two seasons from a knee injury suffered in high school
 - Played three minutes vs. South Carolina in the regular-season finale and scored his first points and grabbed his first two rebounds
 - Made his collegiate debut with a minute of action against Morehead Stat, his first action in any official game -- high school or college -- since February 2018
- Spent his first two seasons as Wildcat rehabbing his knee after suffering an injury during his senior season in high school. Took a medical redshirt in his first season
- A highly-productive player out of Lexington Catholic. Scored 1,282 career points, which ranks 14th all-time in program history
 - Also collected 934 career rebounds, which ranks fourth all-time in school history
 - Three-year starter in high school
 - Averaged 19.3 points and 8.7 rebounds a game as a senior at Lexington Catholic

BIO BLAST

Birthdate: March 23

Parents: Michelle and Kenny Payne

Degree: With a degree already in hand, he is now pursuing an undergraduate certificate in business and economics

Hitting the books ...
Three-time selection to the All-SEC Academic Team and a three-time Dean's List member

Gamer ...
A video game player, his favorites are NBA2K and Fortnite

Game-By-Game Statistics

Opponent	Date	GS	Min	FG-A	Pct.	3FG-A	Pct.	FT-A	Pct.	Off-Def-Tot	PF	Ast	TO	Blk	Stl	Pts
vs. #9/9 Duke	11/9/21			DNP - Coach's Decision												
ROBERT MORRIS	11/12/21	1	0-0	.000	0-0	.000	0-0	.000	0-0-0	0	0	0	0	0	0	0
MOUNT ST. MARY'S	11/16/21	2	1-1	1.000	0-0	.000	2-2	1.000	0-0-0	0	0	0	0	0	1	4
RV/- OHIO	11/19/21			DNP - Coach's Decision												
UALBANY	11/22/21	1	0-0	.000	0-0	.000	0-0	.000	0-0-0	0	0	0	0	0	0	0
NORTH FLORIDA	11/26/21	1	0-2	.000	0-1	.000	0-0	.000	0-0-0	0	0	0	0	0	0	0
CENTRAL MICHIGAN	11/29/21	1	0-1	.000	0-1	.000	0-0	.000	0-0-0	0	0	0	0	0	0	0
SOUTHERN	12/7/21			DNP - Coach's Decision												
at Notre Dame	12/11/21			DNP - Coach's Decision												
vs. RV/RV UNC	12/18/21	1	0-0	.000	0-0	.000	0-0	.000	0-0-0	1	0	0	0	0	0	0

Career Statistics

Year	GP-GS	Min-Avg	FG-FGA	Pct	3FG-FGA	Pct	FT-FTA	Pct	Off-Def-Tot-Avg	PF-FO	Ast	TO	Blk	Stl	Pts	Avg
2020-21	2-0	4-2.0	1-2	.500	0-0	.000	0-0	.000	1-1-2-1.0	0-0	0	0	0	0	2	1.0
2021-22	6-0	7-1.2	1-4	.250	0-2	.000	2-2	1.000	0-0-0-0.0	1-0	0	0	0	1	4	0.7
TOTAL	8-0	11-1.4	2-6	.333	0-2	.000	2-2	1.000	1-1-2-0.3	1-0	0	0	0	1	6	0.8

BRYCE HOPKINS

Freshman | Forward | 6-6 | 220 lbs | Oak Park, Ill. | Fenwick High School

23



[@BryceHopkins](#) |
 [@brycehopkins](#)

2021-22 SEASON/CAREER HIGHS		
Points		
Season	7, 2x, last NORTH FLORIDA (11/26/21)	
Career	7, 2x, last NORTH FLORIDA (11/26/21)	
Rebounds		
Season	7, OHIO (11/19/21)	
Career	7, OHIO (11/19/21)	
Field Goals		
Season	3, CENTRAL MICHIGAN (11/29/21)	
Career	3, CENTRAL MICHIGAN (11/29/21)	
Field Goals Attempted		
Season	9, CENTRAL MICHIGAN (11/29/21)	
Career	9, CENTRAL MICHIGAN (11/29/21)	
3-Point Field Goals		
Season	2, NORTH FLORIDA (11/26/21)	
Career	2, NORTH FLORIDA (11/26/21)	
3-Point Field Goals Attempted		
Season	3, 2x, last CENTRAL MICH. (11/29/21)	
Career	3, 2x, last CENTRAL MICH. (11/29/21)	
Free Throws		
Season	2, OHIO (11/19/21)	
Career	2, OHIO (11/19/21)	
Free Throws Attempted		
Season	2, 2x, last NORTH FLORIDA (11/26/21)	
Career	2, 2x, last NORTH FLORIDA (11/26/21)	
Assists		
Season	3, CENTRAL MICHIGAN (11/29/21)	
Career	3, CENTRAL MICHIGAN (11/29/21)	
Steals		
Season	1, 2x, last vs. North Carolina (12/18/21)	
Career	1, 2x, last vs. North Carolina (12/18/21)	
Blocked Shots		
Season	1, 2x, last UALBANY (11/22/21)	
Career	1, 2x, last UALBANY (11/22/21)	
Minutes Played		
Season	17, CENTRAL MICHIGAN (11/29/21)	
Career	17, CENTRAL MICHIGAN (11/29/21)	
MISCELLANEOUS		
	2021-22	CAREER
Dunks	1	1
Double-Figure		
Scoring Games	0	0
Double-Figure		
Rebounding Games	0	0
Games With		
Double-Double	0	0
Games Led UK		
in Scoring	0	0
Games Led UK		
in Rebounding	0	0
Games Led UK		
in Assists	0	0
Games Led UK		
in Steals	0	0
Games Led UK		
in Blocks	0	0
Games With		
3+ Assists	1	1
Games With		
3+ Blocks	0	0
Games With		
3+ Steals	0	0
Games With		
3+ Three-Pointers	0	0

- Had five points, including his first career dunk, in nine minutes against North Carolina
- Contributed six points, four rebounds and three assists against Central Michigan
- Tied his career high with seven points, including two 3-pointers, in eight minutes vs. North Florida
- With his front-court teammates in foul trouble, made the most of his opportunity in the win vs. Ohio with seven points and seven rebounds with most of his production coming in the critical first half when Oscar Tshiebwe was forced to the bench
- Scored his first career points (four) in 12 minutes in the win vs. Robert Morris
- Recorded 18 points and nine rebounds in the Blue-White Game
- Considered a four-star prospect
- Consensus top-50 recruit in the class of 2021 and ranked as high as No. 33 overall by ESPN
- Drawn rave reviews in the preseason from coaches and teammates for his skills and physicality
- Averaged 24.4 points, 12.5 rebounds, 3.0 assists, 1.8 steals and 1.5 blocks per game as for Fenwick High School in his senior season
- MaxPreps Illinois Player of the Year
- Tabbed to the Chicago Land Prep Hoops All-State First Team
- Two-time Chicago League Player of the Year
- Named to the Jordan Brand Classic and the Allen Iverson Roundball Classic

BIO BLAST

Birthdate: Sept. 7

Parents: Karen and Clyde Hopkins

Major: Communication

In the genes ...

Father played basketball at Tennessee Tech

Why No. 23 ...

Because of Michael Jordan and LeBron James

Best basketball memory ...

Committing to Kentucky

Game-By-Game Statistics

Opponent	Date	GS	Min	FG-A	Pct.	3FG-A	Pct.	FT-A	Pct.	Off-Def-Tot	PF	Ast	TO	Blk	Stl	Pts
vs. #9/9 Duke	11/9/21	3	0-1	.000	0-0	.000	0-0	.000	0-0-0	0	0	0	0	0	0	0
ROBERT MORRIS	11/12/21	12	2-3	.667	0-0	.000	0-0	.000	0-2-2	1	0	1	0	0	4	
MOUNT ST. MARY'S	11/16/21	14	1-4	.250	0-1	.000	0-0	.000	0-1-1	2	0	0	1	1	2	
RV/- OHIO	11/19/21	16	2-4	.500	1-2	.500	2-2	1.000	3-4-7	1	1	1	0	0	7	
UALBANY	11/22/21	10	1-1	1.000	0-0	.000	0-0	.000	1-2-3	0	0	1	1	0	2	
NORTH FLORIDA	11/26/21	8	2-3	.667	2-3	.667	1-2	.500	1-1-2	0	0	2	0	0	7	
CENTRAL MICHIGAN	11/29/21	17	3-9	.333	0-3	.000	0-0	.000	3-1-4	0	3	1	0	0	6	
SOUTHERN	12/7/21	2	0-0	.000	0-0	.000	0-0	.000	0-0-0	0	0	0	0	0	0	
at Notre Dame	12/11/21	5	0-2	.000	0-2	.000	0-0	.000	0-0-0	0	0	0	0	0	0	
vs. RV/RV UNC	12/18/21	9	2-3	.667	1-1	1.000	0-0	.000	0-2-2	2	0	0	0	1	5	

Career Statistics

Year	GP-GS	Min-Avg	FG-FGA	Pct	3FG-FGA	Pct	FT-FTA	Pct	Off-Def-Tot-Avg	PF-FO	Ast	TO	Blk	Stl	Pts	Avg
2021-22	10-0	97-9.7	13-30	.433	4-12	.333	3-4	.750	8-13-21-2.1	6-0	4	6	2	2	33	3.3
TOTAL	10-0	97-9.7	13-30	.433	4-12	.333	3-4	.750	8-13-21-2.1	6-0	4	6	2	2	33	3.3

KAREEM WATKINS

Sophomore | Guard | 5-8 | 170 lbs | Camden, N.J. | Kingsway Regional High School

25



@stink_cvp

2021-22 SEASON/CAREER HIGHS		
Points		
Season	-	
Career	-	
Rebounds		
Season	1, 3x, last CENTRAL MICH. (11/29/21)	
Career	1, 3x, last CENTRAL MICH. (11/29/21)	
Field Goals		
Season	-	
Career	-	
Field Goals Attempted		
Season	1, CENTRAL MICHIGAN (11/29/21)	
Career	1, CENTRAL MICHIGAN (11/29/21)	
3-Point Field Goals		
Season	-	
Career	-	
3-Point Field Goals Attempted		
Season	-	
Career	-	
Free Throws		
Season	-	
Career	-	
Free Throws Attempted		
Season	-	
Career	-	
Assists		
Season	1, NORTH FLORIDA (11/26/21)	
Career	1, NORTH FLORIDA (11/26/21)	
Steals		
Season	1, NORTH FLORIDA (11/26/21)	
Career	1, NORTH FLORIDA (11/26/21)	
Blocked Shots		
Season	-	
Career	-	
Minutes Played		
Season	2, MOUNT ST. MARY'S (11/16/21)	
Career	2, 2x, last MT. ST. MARY'S (11/16/21)	
MISCELLANEOUS		
	2021-22	CAREER
Dunks	0	0
Double-Figure Scoring Games	0	0
Double-Figure Rebounding Games	0	0
Games With Double-Double	0	0
Games Led UK in Scoring	0	0
Games Led UK in Rebounding	0	0
Games Led UK in Assists	0	0
Games Led UK in Steals	0	0
Games Led UK in Blocks	0	0
Games With 3+ Assists	0	0
Games With 3+ Blocks	0	0
Games With 3+ Steals	0	0
Games With 3+ Three-Pointers	0	0

- Recorded his first career assist and first career steal in a minute vs. North Florida
- Hauled in his first career rebound in two minutes of the win vs. Mount St. Mary's. Also had a rebound in a minute of action against Central Michigan
- Played a minute in the wins vs. Robert Morris and UAlbany
- Saw his first career action with two minutes vs. South Carolina in 2020-21
- Appeared in all 26 games for Kingsway Regional High School during his senior season
 - Averaged 8.7 points per game and notched 11 double-figure scoring efforts
 - Knocked down multiple 3-pointers in 12 games
 - Scored a season-high 19 points on six made 3s with four assists against Woodstown
 - Also posted 16 points, five rebounds and four assists at Clearview and recorded 15 points, six boards and five dimes vs. Cumberland
 - Dished out four or more assists in 14 games
 - Produced three or more steals in 10 games
 - Helped advance Kingsway to the 2020 NJSIAA Group 4 Championship field of 64
- With a 38.5-inch vertical, can dunk despite his size

BIO BLAST

Birthdate: Feb. 3

Parents: Syreeta Brittingham and Dajuan Wagner

Major: Finance

Hidden talent ... Can juggle

Pregame playlist ...

Listens to NBA YoungBoy, Polo G and Lil Durk

La Familia ...

Stepson of Dajuan Wagner, John Calipari's first one-and-done player at Memphis

Game-By-Game Statistics

Opponent	Date	GS	Min	FG-A	Pct.	3FG-A	Pct.	FT-A	Pct.	Off-Def-Tot	PF	Ast	TO	Blk	Stl	Pts
vs. #9/9 Duke	11/9/21															
ROBERT MORRIS	11/12/21	1	0-0	.000	0-0	.000	0-0	.000	0-0-0	0	0	0	0	0	0	0
MOUNT ST. MARY'S	11/16/21	2	0-0	.000	0-0	.000	0-0	.000	0-1-1	1	0	2	0	0	0	0
RV/- OHIO	11/19/21															
UALBANY	11/22/21	1	0-0	.000	0-0	.000	0-0	.000	0-0-0	1	0	0	0	0	0	0
NORTH FLORIDA	11/26/21	1	0-0	.000	0-0	.000	0-0	.000	1-0-1	0	1	0	0	0	1	0
CENTRAL MICHIGAN	11/29/21	1	0-1	.000	0-0	.000	0-0	.000	0-1-1	0	0	0	0	0	0	0
SOUTHERN	12/7/21															
at Notre Dame	12/11/21															
vs. RV/RV UNC	12/18/21	1	0-0	.000	0-0	.000	0-0	.000	0-0-0	0	0	0	0	0	0	0

Career Statistics

Year	GP-GS	Min-Avg	FG-FGA	Pct	3FG-FGA	Pct	FT-FTA	Pct	Off-Def-Tot-Avg	PF-FO	Ast	TO	Blk	Stl	Pts	Avg
2020-21	1-0	2-2.0	0-0	.000	0-0	.000	0-0	.000	0-0-0-0.0	0-0	0	0	0	0	0	0.0
2021-22	6-0	7-1.2	0-1	.000	0-0	.000	0-0	.000	1-2-3-0.5	2-0	1	2	0	1	0	0.0
TOTAL	7-0	9-1.3	0-1	.000	0-0	.000	0-0	.000	1-2-3-0.4	2-0	1	2	0	1	0	0.0

KELLAN GRADY

Graduate | Guard | 6-5 | 205 lbs | Boston | Davidson College

31



[@KellanGrady31](#) |
 [@kellangrady31](#)

2021-22 SEASON/CAREER HIGHS*		
Points		
Season	19, ROBERT MORRIS (11/12/21)	
Career	39, at St. Bonaventure (2/27/18)	
Rebounds		
Season	6, vs. North Carolina (12/18/21)	
Career	10, VS. Marquette (11/28/19)	
Field Goals		
Season	7, ROBERT MORRIS (11/12/21)	
Career	12, 2x, last LIPSCOMB (3/9/19)	
Field Goals Attempted		
Season	11, 2x, last NORTH FLORIDA (11/26/21)	
Career	26, at St. Bonaventure (2/27/18)	
3-Point Field Goals		
Season	5, vs. North Carolina (12/18/21)	
Career	7, 3x, last SOUTHERN VIRGINIA (2/19/21)	
3-Point Field Goals Attempted		
Season	7, 4x, last vs. North Carolina (12/18/21)	
Career	14, at St. Boneventure (2/27/18)	
Free Throws		
Season	3, UALBANY (11/22/21)	
Career	16, at St. Bonaventure (2/27/18)	
Free Throws Attempted		
Season	4, UALBANY (11/22/21)	
Career	16, at St. Bonaventure (2/27/18)	
Assists		
Season	3, 2x, last SOUTHERN (12/7/21)	
Career	6, NEVADA (11/19/19)	
Steals		
Season	3, ROBERT MORRIS (11/12/21)	
Career	4, 2x, last vs. NEVADA (11/19/19)	
Blocked Shots		
Season	-	
Career	2, vs. Northeastern (11/24/18)	
Minutes Played		
Season	35, 2x, last at Notre Dame (12/11/21)	
Career	57, at George Washington (1/29/20)	
MISCELLANEOUS		
	2021-22	CAREER*
Dunks	0	36
Double-Figure Scoring Games	3	99
Double-Figure Rebounding Games	0	1
Games With Double-Double	0	1
Games Led UK in Scoring	1	52
Games Led UK in Rebounding	0	15
Games Led UK in Assists	0	18
Games Led UK in Steals	3	44
Games Led UK in Blocks	0	11
Games With 3+ Assists	2	46
Games With 3+ Blocks	0	0
Games With 3+ Steals	1	12
Games With 3+ Three-Pointers	5	48

*includes Davidson statistics

- Scored 18 points thanks to a season-high five 3-pointers to go along with a season-high six rebounds in the win vs. North Carolina
- Made a team-high 23 3-pointers and is making them at a 44.2% clip
- Chipped in with 14 points, including three 3-pointers, in the win over UAlbany
- Scored a game-high 19 points with four 3-pointers in the win vs. Robert Morris
- Graduate transfer from Davidson
- Preseason All-SEC Second Team pick by the league's media and coaches
- On preseason watch lists for the Naismith Trophy, the Wooden Award and the Lute Olson Award, all presented to the national player of the year
- Jerry West Award preseason watch list for the country's top shooting guard
- Sixth player in Davidson history with 2,000 career points
- Entered the 2021-22 season with the second-most points in the nation
- Averaged more than 17 points per game in all four seasons at Davidson
- All-Atlantic 10 Team all four seasons, including first-team honors his senior, sophomore years
- Averaged 17.1 points, 4.6 rebounds and 2.4 assists per game in his senior season
 - Made three or more 3s in 11 outings
 - Recorded 32 points and six boards against George Mason
- Averaged 17.2 points per game, which ranked fifth in the league, in 2019-20
 - Averaged 18.0 points per game against league foes
 - Recorded his first-career double-double with 28 points and 10 rebounds against Marquette
- Ranked third in the league with 17.3 points per game
 - Topped double digits in 22 games, including 13 20-point efforts
 - Three-time Atlantic 10 Player of the Week
 - Sunk five or more 3s in five outings
- Named the Atlantic 10 Rookie of the Year in his freshman season after averaging 18.0 points per game on 50.1% shooting
 - Five-time Atlantic 10 Rookie of the Week
 - Second freshman in school history to begin his career with consecutive 20-point outings
 - Made 73 3-pointers, including at least four treys in eight games
- Led Northfield Mount Hermon to the 2015 Massachusetts Division I state title and the 2016 New England Championship

BIO BLAST

Birthdate: Sept. 11

Parents: Danielle and Rob Grady

Major: Undergraduate certificate in business and economics

Social justice leader ...

Launched CARE, a social justice initiative aimed at raising awareness about racial injustice and to promote and create change in equality

Leadership runs in the family ...

Grandmother is Sophia Theresa Williams-de Bruyn, a former South African anti-apartheid activist

Game-By-Game Statistics

Opponent	Date	GS	Min	FG-A	Pct.	3FG-A	Pct.	FT-A	Pct.	Off-Def-Tot	PF	Ast	TO	Blk	Stl	Pts
vs. #9/9 Duke	11/9/21	*	31	3-8	.375	3-7	.429	0-0	.000	0-2-2	0	0	0	0	1	9
ROBERT MORRIS	11/12/21	*	24	7-11	.636	4-6	.667	1-1	1.000	0-0-0	0	1	0	0	3	19
MOUNT ST. MARY'S	11/16/21	*	23	3-5	.600	2-3	.667	0-0	.000	1-1-2	0	0	0	0	2	8
RV/- OHIO	11/19/21	*	20	0-2	.000	0-1	.000	0-0	.000	0-1-1	0	0	0	0	0	0
UALBANY	11/22/21	*	29	4-7	.571	3-5	.600	3-4	.750	0-2-2	2	1	1	0	0	14
NORTH FLORIDA	11/26/21	*	25	4-11	.364	0-4	.000	0-0	.000	0-1-1	0	1	0	0	2	8
CENTRAL MICHIGAN	11/29/21	*	28	3-8	.375	1-5	.200	0-0	.000	0-1-1	0	3	1	0	2	7
SOUTHERN	12/7/21	*	35	3-7	.429	3-7	.429	0-0	.000	0-0-0	0	3	1	0	0	9
at Notre Dame	12/11/21	*	35	3-8	.375	2-7	.286	0-0	.000	0-4-4	1	1	0	0	0	8
vs. RV/RV UNC	12/18/21	*	31	6-8	.750	5-7	.714	1-2	.500	0-6-6	1	1	1	0	0	18

Career Statistics

Year	GP-GS	Min-Avg	FG-FGA	Pct	3FG-FGA	Pct	FT-FTA	Pct	Off-Def-Tot-Avg	PF-FO	Ast	TO	Blk	Stl	Pts	Avg
2017-18	33-32	1163-35.2	219-437	.501	73-196	.372	82-102	.804	23-85-108-3.3	68-0	64	32	3	27	593	18.0
2018-19	30-30	1127-37.6	194-430	.451	58-170	.341	72-98	.735	12-122-134-4.5	46-0	57	50	5	31	518	17.3
2019-20	30-29	1074-35.8	185-400	.463	51-138	.370	94-118	.797	16-110-126-4.2	55-0	75	62	5	35	515	17.2
2020-21	22-22	756-34.4	136-289	.471	58-152	.382	46-68	.676	9-93-102-4.6	26-0	52	35	5	17	376	17.1
2021-22	10-10	281-28.1	36-75	.480	23-52	.442	5-7	.714	1-18-19-1.9	4-0	11	4	0	10	100	10.0
TOTAL	125-123	4401-35.2	770-1631	.472	263-708	.371	299-393	.761	61-427-488-3.9	199-0	259	183	18	120	2102	16.8

OSCAR TSHIEBWE

Junior | Forward | 6-9 | 255 lbs | Lubumbashi, Democratic Republic of the Congo | West Virginia University

34

[@Oscartshiebwe34](#) |
 [@oscar_tshiebwe](#) |
 [@Oscartshiebwe34](#)
[@Oscartshiebwe4](#)



2021-22 SEASON/CAREER HIGHS*		
Points		
Season	25, at Notre Dame (12/11/21)	
Career	25, at Notre Dame (12/11/21)	
Rebounds		
Season	20, 2x, last ROBERT MORRIS (11/12/21)	
Career	20, 2x, last ROBERT MORRIS (11/12/21)	
Field Goals		
Season	11, 2x, last at Notre Dame (12/11/21)	
Career	11, 2x, last at Notre Dame (12/11/21)	
Field Goals Attempted		
Season	14, 3x, last at Notre Dame (12/11/21)	
Career	16, at Oklahoma (2/8/20)	
3-Point Field Goals		
Season	-	
Career	-	
3-Point Field Goals Attempted		
Season	-	
Career	-	
Free Throws		
Season	8, CENTRAL MICHIGAN (11/29/21)	
Career	9, vs. Wichita State (11/27/19)	
Free Throws Attempted		
Season	11, CENTRAL MICHIGAN (11/29/21)	
Career	13, vs. Wichita State (11/27/19)	
Assists		
Season	3, ROBERT MORRIS (11/12/21)	
Career	3, 2x, last ROBERT MORRIS (11/12/21)	
Steals		
Season	3, 2x, last at Notre Dame (12/11/21)	
Career	3, 4x, last at Notre Dame (12/11/21)	
Blocked Shots		
Season	4, SOUTHERN (12/7/21)	
Career	4, 2x, last SOUTHERN (12/7/21)	
Minutes Played		
Season	37, at Notre Dame (12/11/21)	
Career	37, at Notre Dame (12/11/21)	
MISCELLANEOUS		
	2021-22	CAREER
Dunks	12	43
Double-Figure Scoring Games	9	33
Double-Figure Rebounding Games	9	24
Games With Double-Double	8	20
Games Led UK in Scoring	5	15
Games Led UK in Rebounding	9	29
Games Led UK in Assists	0	0
Games Led UK in Steals	5	23
Games Led UK in Blocks	6	17
Games With 3+ Assists	1	2
Games With 3+ Blocks	3	6
Games With 3+ Steals	2	4
Games With 3+ Three-Pointers	0	0

*includes West Virginia statistics

- Leads the country in rebounding (14.2), offensive rebounds per game (6.11) and offensive rebounding percentage (25.2%) through games on Dec. 18
- Leads UK with 16.3 points per game and has four 20-point efforts
 - First UK player with three straight 20-point games since Immanuel Quickley in February 2020
 - Scored a career-high 25 points on 78.6% shooting (11 of 14) at Notre Dame
- Ranks second in the country with eight double-doubles through games on Dec. 18
 - First Wildcat with four straight double-doubles since Julius Randle's four in March 2014
- Shooting a team-best 66.7% from the floor.
- Has three games with at least 20 points and at least 10 rebounds, the first UK player with at least three of those games since PJ Washington had four in the 2018-19 season
- His 56 rebounds through the first three games were the third-most rebounds of any college basketball player through the first three games of the season over the last 25 years
- Tied a UK Rupp Arena record with 20 rebounds vs. Robert Morris
- Dominant in his UK debut with 17 points and a career-high 20 rebounds vs. No. 9/9 Duke
 - In addition to setting the Champions Classic record for rebounds, he also set the UK record for most boards in a Wildcat debut and set a Calipari era record high
- Preseason All-SEC Second Team pick by the league's coaches and media
- Kareem Abdul-Jabbar preseason watch list for nation's best center
- Transferred to Kentucky in mid-January after a season and a half at West Virginia
 - Joined the team in early February but was not eligible for competition for the 2020-21 season under previous NCAA transfer rules; did practice with the team
- Appeared in 10 games his sophomore season and averaged 8.5 points and 7.8 rebounds
- Named to the 2019-20 All-Big 12 Conference Second Team and Big 12 All-Freshman Team in his first season in college
 - Started all 31 games as a freshman and led the team in scoring (11.2 points per game) and rebounding (9.3 boards per game)
 - Led WVU as a freshman with 19 games in double figures and 10 double-doubles
 - First in the Big 12 in offensive rebounds per game (4.1) and second in rebounds per game (9.3)
 - Led the country in offensive rebounding percentage (19.0%) in 2019-20
- Two-time Pennsylvania state champion with 1,480 career points at Kennedy Catholic High School
 - Selected for McDonald's All American Game and Nike Hoop Summit in 2019
- 3.2-second 3/4-court sprint despite massive frame

BIO BLAST

Birthdate: Nov. 27

Parents: Kaya Rosalie and the late Mbuyi Tshiebwe

Major: Communication

Did you know ...
He moved to the U.S. at 16 and had not seen his family in person since then until this past summer

He chose 34 because ...
His favorite big man of all-time is Hakeem Olajuwon

Multilingual ...
He can speak six different languages

Game-By-Game Statistics*

Opponent	Date	GS	Min	FG-A	Pct.	3FG-A	Pct.	FT-A	Pct.	Off-Def-Tot	PF	Ast	TO	Blk	Stl	Pts
vs. #9/9 Duke	11/9/21	*	29	8-14	.571	0-0	.000	1-1	1.000	12-8-20	3	1	2	2	1	17
ROBERT MORRIS	11/12/21	*	29	5-11	.455	0-0	.000	4-6	.667	10-10-20	2	3	1	3	0	14
MOUNT ST. MARY'S	11/16/21	*	33	11-14	.786	0-0	.000	2-2	1.000	5-11-16	2	1	2	3	1	24
RV/- OHIO	11/19/21	*	20	0-3	.000	0-0	.000	0-0	.000	6-4-10	2	1	1	0	0	0
UALBANY	11/22/21	*	22	6-6	1.000	0-0	.000	0-1	.000	3-11-14	4	0	4	0	1	12
NORTH FLORIDA	11/26/21	*	32	5-9	.556	0-0	.000	2-3	.667	5-11-16	1	2	3	2	2	12
CENTRAL MICHIGAN	11/29/21	*	26	6-8	.750	0-0	.000	8-11	.727	7-9-16	3	0	0	1	3	20
SOUTHERN	12/7/21	*	24	9-11	.818	0-0	.000	5-7	.714	4-7-11	4	2	0	4	2	23
at Notre Dame	12/11/21	*	37	11-14	.786	0-0	.000	3-4	.750	3-4-7	1	1	1	2	3	25
vs. RV/RV UNC	12/18/21	*	22	7-12	.583	0-0	.000	2-3	.667	4-8-12	4	1	2	0	0	16

Career Statistics

Year	GP-GS	Min-Avg	FG-FGA	Pct	3FG-FGA	Pct	FT-FTA	Pct	Off-Def-Tot-Avg	PF-FO	Ast	TO	Blk	Stl	Pts	Avg
2019-20	31-31	717-23.1	123-223	.552	0-0	.000	102-144	.708	128-159-287-9.3	85-1	11	53	32	23	348	11.2
2020-21	10-10	200-20.0	34-65	.523	0-0	.000	17-28	.607	38-40-78-7.8	25-1	7	12	4	4	85	8.5
2021-22	10-10	274-27.4	68-102	.667	0-0	.000	27-38	.711	59-83-142-14.2	26-0	12	16	17	13	163	16.3
TOTAL	51-51	1191-23.4	225-390	.577	0-0	.000	146-210	.695	225-282-507-9.9	136-2	30	81	53	40	596	11.7

LANCE WARE

Sophomore | Forward | 6-9 | 225 lbs | Camden, N.J. | Camden High School

55

[@lanceware12](#) | [@lance.ware](#)



2021-22 SEASON/CAREER HIGHS		
Points		
Season	4, NORTH FLORIDA (11/26/21)	
Career	8, at Missouri (2/3/21)	
Rebounds		
Season	4, vs. North Carolina (12/18/21)	
Career	13, at Mississippi State (1/2/21)	
Field Goals		
Season	2, NORTH FLORIDA (11/26/21)	
Career	3, 2x, last at Missouri (2/3/21)	
Field Goals Attempted		
Season	3, NORTH FLORIDA (11/26/21)	
Career	5, at Louisville (12/26/20)	
3-Point Field Goals		
Season	-	
Career	-	
3-Point Field Goals Attempted		
Season	-	
Career	-	
Free Throws		
Season	1, 2x, last vs. North Carolina (12/18/21)	
Career	3, at Alabama (1/26/21)	
Free Throws Attempted		
Season	2, 3x, last vs. North Carolina (12/18/21)	
Career	5, at Louisville (12/26/20)	
Assists		
Season	1, vs. North Carolina (12/18/21)	
Career	4, at Mississippi State (1/2/21)	
Steals		
Season	-	
Career	2, vs. North Carolina (12/19/20)	
Blocked Shots		
Season	1, 3x, last vs. North Carolina (12/18/21)	
Career	3, at Missouri (2/3/21)	
Minutes Played		
Season	13, vs. North Carolina (12/18/21)	
Career	35, at Mississippi State (1/2/21)	
MISCELLANEOUS		
	2021-22	CAREER
Dunks	1	4
Double-Figure		
Scoring Games	0	0
Double-Figure		
Rebounding Games	0	2
Games With		
Double-Double	0	0
Games Led UK		
in Scoring	0	0
Games Led UK		
in Rebounding	0	2
Games Led UK		
in Assists	0	0
Games Led UK		
in Steals	0	1
Games Led UK		
in Blocks	2	4
Games With		
3+ Assists	0	1
Games With		
3+ Blocks	0	1
Games With		
3+ Steals	0	0
Games With		
3+ Three-Pointers	0	0

- Grabbed four rebounds in a season-high 13 minutes in the victory vs. North Carolina
- Returned vs. North Florida after missing the previous three games with an ankle injury
- Played nine tough minutes for the Wildcats against No. 9/9 Duke. He contributed two points, two rebounds and a blocked shot
- Key reserve for the Wildcats who added physicality and quality rebounding in his freshman season
 - Appeared in 21 games with three starts
 - Enjoyed a season-best performance at Missouri with eight points, 10 rebounds and a career-high three blocks in 29 minutes
 - Seven points in the win vs. LSU
 - Instrumental in the nine-point comeback at Mississippi State with a career-high 13 rebounds, a career-high four assists and four points in a career-high 35 minutes
 - Solid breakthrough performance vs. North Carolina, scoring his first field goals in addition to seven rebounds in 21 minutes
- Averaged 11.8 points, 7.9 rebounds, 1.3 assists, 1.4 steals and 1.3 blocks at Camden High School, which won its final 25 games
 - Named the NJ.com Player of the Year and was a NJ.com All-State First Team selection
 - Averaged 14.4 points, 6.4 rebounds and 2.4 blocks per game
 - Four-star prospect ranked as high as No. 36 in the 2020 class by Rivals
 - Selected to the Allen Iverson Roundball Classic
- 7-foot-1 wingspan and 6.7% body fat

BIO BLAST

Birthday: Feb. 8

Parents: Monique Ripka and Stephen Ware

Major: Undeclared/exploratory studies in agriculture

Why No. 55 ...
Because it is unique

Rival motivation ...
Began pursuing basketball as a future career after meeting and training with Louisville great Pervis Ellison in middle school

Game-By-Game Statistics

Opponent	Date	GS	Min	FG-A	Pct.	3FG-A	Pct.	FT-A	Pct.	Off-Def-Tot	PF	Ast	TO	Blk	Stl	Pts
vs. #9/9 Duke	11/9/21		9	1-2	.500	0-0	.000	0-0	.000	1-1-2	2	0	1	1	0	2
ROBERT MORRIS	11/12/21		1	0-0	.000	0-0	.000	0-0	.000	0-0-0	0	0	0	0	0	0
MOUNT ST. MARY'S	11/16/21			DNP - Injury												
RV/- OHIO	11/19/21			DNP - Injury												
UALBANY	11/22/21			DNP - Injury												
NORTH FLORIDA	11/26/21		7	2-3	.667	0-0	.000	0-0	.000	0-1-1	1	0	1	0	0	4
CENTRAL MICHIGAN	11/29/21		7	0-0	.000	0-0	.000	0-2	.000	0-1-1	1	0	0	1	0	0
SOUTHERN	12/7/21		3	0-0	.000	0-0	.000	1-2	.500	0-0-0	1	0	1	0	0	1
at Notre Dame	12/11/21			DNP - Coach's Decision												
vs. RV/RV UNC	12/18/21		13	0-1	.000	0-0	.000	1-2	.500	2-2-4	4	1	1	1	0	1

Career Statistics

Year	GP-GS	Min-Avg	FG-FGA	Pct	3FG-FGA	Pct	FT-FTA	Pct	Off-Def-Tot-Avg	PF-FO	Ast	TO	Blk	Stl	Pts	Avg
2020-21	21-3	253-12.0	13-32	.406	0-0	.000	15-27	.556	24-39-63-3.0	41-1	8	19	11	6	41	2.0
2021-22	6-0	40-6.7	3-6	.500	0-0	.000	2-6	.333	3-5-8-1.3	9-0	1	4	3	0	8	1.3
TOTAL	27-3	293-10.9	16-38	.421	0-0	.000	17-33	.515	27-44-71-2.6	50-1	9	23	14	6	49	1.8

POX SCORES

GAME ONE

#9/9 DUKE 79, #10/11 KENTUCKY 71



Official Basketball Box Score - Final
Kentucky at Duke
11/02/22 Men's Basketball
2021-22 Men's Basketball

Game Time: 7:00 PM
Game Duration: 1:10
Attendance: 14,132
Officials: PATRICK ADAMS, LEE GASSELL, KEITH PATRICK

NO.	Name	Min	FG	3P	FT	Rebounds		Fouls	TP	AS	TO	ST	Blocks			+/-		
						OR	DR						BS	BA	+			
12	Keaton Brooks Jr.	F	16	4	1	0	2	3	2	1	9	0	2	0	0	1	-3	
34	Oscar Tshobala	F	28	8	1	0	11	12	8	2	3	1	1	2	1	2	1	1
2	Salvatore Wheeler	F	38	9	1	0	2	2	3	2	16	1	1	1	0	3	-8	
3	TyTy Washington Jr.	G	27	4	0	0	5	4	1	1	2	3	0	0	0	0	-5	
1	Kellan Grady	G	30	4	0	0	2	2	0	0	9	0	0	1	0	0	0	
10	Jacob Topkin	G	23	2	0	0	2	4	6	4	3	4	1	0	0	0	-5	
4	Damion Collins	G	02	0	0	0	0	0	0	0	1	0	1	0	0	0	-5	
10	Davon Mintz	G	30	5	2	0	1	1	3	1	6	0	0	0	0	0	-9	
23	Bryce Hopkins	G	25	0	0	0	0	0	0	0	0	0	0	0	0	0	-2	
55	Lance Ware	G	09	1	2	0	0	2	2	2	2	0	0	0	0	0	0	
Team																		
Totals			29	77	18	25	44	20	17	15	13	4	3	5	8			

Technical Fouls: NONE

NO.	Name	Min	FG	3P	FT	Rebounds		Fouls	TP	AS	TO	ST	Blocks			+/-	
						OR	DR						BS	BA	+		
0	Wendell Moore Jr.	F	32	10	2	0	4	7	12	3	3	0	1	0	0	0	1
2	Patrick Barber	F	19	3	0	0	6	7	10	2	1	1	2	0	0	0	-12
15	Mack Swain	C	17	2	0	0	4	6	3	0	2	3	0	0	0	0	-5
1	Trevor Keefe	G	30	1	0	0	1	2	2	2	3	0	0	0	0	0	-5
3	Jeremy Beach	C	36	3	0	0	1	1	2	2	2	12	1	2	2	0	-12
12	Johnathan Williams	F	22	4	0	0	1	2	3	2	9	1	1	0	0	0	0
23	Jay Baker	F	15	2	0	0	1	1	2	1	1	0	0	0	0	0	9
11	Donte Allen	F	10	0	0	0	0	0	0	0	0	0	0	0	0	0	0
2	Jayvon Blakes	G	05	0	0	0	0	0	0	0	0	0	0	0	0	0	-1
Team																	
Totals			31	60	11	22	26	4	2	4	1	2	0	0	0	0	-1

Technical Fouls: NONE

Biggest lead		11 (2 nd 18:33)	15 (2 nd 18:59)
Best Scoring Run		6 (1 st 6:37)	10 (2 nd 13:56)
Lead Changes		1	3
Times Tied		3	7
Time with Lead		02:07	35:24
Fast Breaks		7	13
Bench		11	9
Period by Period Scoring			
1 st	2 nd	1 st	2 nd
KEN	38	DUK	39
34	71	79	71

GAME TWO

#10/11 KENTUCKY 100, ROBERT MORRIS 60



Official Basketball Box Score - Final
Robert Morris at Kentucky
11/02/22 Men's Basketball
2021-22 Men's Basketball

Game Time: 7:00 PM
Game Duration: 1:14
Attendance: 14,454
Officials: Terry Murray, Owen Scott, Keith Patrick

NO.	Name	Min	FG	3P	FT	Rebounds		Fouls	TP	AS	TO	ST	Blocks			+/-	
						OR	DR						BS	BA	+		
2	Kalliel Spear	F	30	7	1	0	2	6	3	1	10	0	0	2	3	-28	
36	Justin Wynn	F	19	3	0	0	1	0	2	0	9	0	1	0	1	-17	
1	Michael Green III	G	25	5	1	2	5	0	1	1	2	0	0	0	1	-30	
3	Rhameem Dunn	G	25	1	0	0	0	0	0	3	7	2	3	0	0	-30	
5	Enoch Cheeks	G	20	1	0	0	2	2	0	2	2	2	2	0	0	-24	
21	Matt Meyers	G	24	1	0	0	3	6	1	0	6	0	0	1	1	-26	
11	Yaron Williams	G	24	1	0	0	1	1	1	1	4	2	4	0	0	-25	
31	Ferren Rawlins Jr.	F	24	2	0	0	1	1	0	3	0	1	2	0	1	-10	
4	Matha Aunoro	G	11	2	0	0	1	1	1	1	2	0	0	0	1	-16	
12	Chase Cook	G	04	0	0	0	0	0	0	0	0	0	0	0	0	-4	
Team																	
Totals			23	61	12	28	17	24	12	6	10	11	11	3	10	40	

Technical Fouls: NONE

NO.	Name	Min	FG	3P	FT	Rebounds		Fouls	TP	AS	TO	ST	Blocks			+/-	
						OR	DR						BS	BA	+		
12	Keaton Brooks Jr.	F	22	5	1	0	1	0	3	1	0	3	0	0	1	0	-19
34	Oscar Tshobala	F	30	5	1	0	6	10	20	3	1	3	1	0	0	0	-20
1	Michael Green III	G	19	2	1	0	2	4	2	0	2	0	0	0	0	0	-12
3	TyTy Washington Jr.	G	32	5	1	0	0	3	2	0	2	0	2	1	0	0	-41
31	Kellan Grady	G	44	7	1	0	1	4	1	0	1	1	0	0	0	0	-39
10	Davon Mintz	G	25	4	1	0	2	4	0	1	2	1	0	0	0	0	-28
23	Bryce Hopkins	G	12	5	4	0	1	4	0	2	1	3	1	0	0	0	-21
55	Lance Ware	G	20	3	0	0	0	2	2	1	4	0	1	0	0	0	-4
11	Donte Allen	F	09	0	0	0	0	1	0	0	0	0	0	0	0	0	-7
14	Brennan Canada	G	04	0	0	0	0	0	0	0	0	0	0	0	0	0	-4
20	Zan Payne	G	00	0	0	0	0	0	0	0	0	0	0	0	0	0	-4
25	Kareem Watkins	G	00	0	0	0	0	0	0	0	0	0	0	0	0	0	-4
Team																	
Totals			40	70	12	23	13	14	29	4	8	12	20	4	0	0	40

Technical Fouls: NONE

Biggest lead		11 (1 st 20:00)	44 (2 nd 6:33)
Best Scoring Run		5 (1 st 6:27)	11 (2 nd 6:23)
Lead Changes		0	3
Times Tied		0	6
Time with Lead		00:00	39:43
Fast Breaks		6	20
Bench		0	20
Period by Period Scoring			
1 st	2 nd	1 st	2 nd
RMU	30	UKY	30
60	60	100	100

GAME THREE

#13/11 KENTUCKY 80, MOUNT ST. MARY'S 55



Official Basketball Box Score - Final
Mount St. Mary's at Kentucky
11/02/22 Men's Basketball
2021-22 Men's Basketball

Game Time: 7:00 PM
Game Duration: 1:13
Attendance: 10,227
Officials: Steven Anderson, Todd Astar, Wesley Pout

NO.	Name	Min	FG	3P	FT	Rebounds		Fouls	TP	AS	TO	ST	Blocks			+/-	
						OR	DR						BS	BA	+		
13	Micah Orlum	F	24	1	0	2	3	5	0	3	4	1	3	1	1	0	-20
22	Nolan O'Pooko	F	38	2	0	0	0	2	2	3	1	0	1	0	0	0	-14
42	Blake Jefferson	F	27	2	0	0	4	4	1	4	0	1	0	0	0	0	-10
5	Allen Benjamin	G	26	1	0	0	0	0	0	1	5	1	2	3	0	0	-8
23	Josh Reeves	G	30	4	0	0	0	0	0	1	1	0	2	0	0	0	-22
21	Quashon Thomas	G	20	1	0	0	1	2	2	0	2	0	1	0	1	0	-19
1	Dakota Letlow	G	26	3	0	0	2	4	4	0	1	0	2	1	0	0	-9
24	Franklin Barton	G	12	0	0	0	0	2	0	0	0	0	1	1	1	0	-10
3	Zan Payne	G	08	1	0	0	0	1	1	3	3	0	1	0	0	0	-2
12	Jody Cordilla	G	03	0	0	0	0	0	0	0	0	0	0	0	0	0	-2
11	Eligh Eilton	G	01	0	0	0	0	0	0	0	0	0	0	0	0	0	-2
Team																	
Totals			18	55	19	13	21	15	21	7	17	15	8	16	7	6	25

Technical Fouls: NONE

NO.	Name	Min	FG	3P	FT	Rebounds		Fouls	TP	AS	TO	ST	Blocks			+/-	
						OR	DR						BS	BA	+		
12	Keaton Brooks Jr.	F	24	7	0	0	2	2	7	1	1	0	1	0	0	0	-25
34	Oscar Tshobala	F	32	9	1	0	12	12	0	1	0	1	2	1	0	0	-28
2	Salvatore Wheeler	G	29	6	1	0	0	1	4	1	4	1	2	0	0	0	-12
3	TyTy Washington Jr.	G	29	6	1	0	0	3	2	1	1	0	0	0	0	0	-32
31	Kellan Grady	G	23	3	0	0	2	2	1	1	6	0	0	0	0	0	-24
4	Damion Collins	F	15	0	0	0	2	2	2	2	0	0	1	0	0	0	-5
10	Davon Mintz	G	17	0	0	0	1	2	2	0	0	0	0	0	0	0	-11
20	Zan Payne	G	14	3	0	0	0	1	1	2	2	0	0	0	0	0	-8
11	Donte Allen	F	08	0	0	0	0	0	0	0	0	0	0	0	0	0	-5
14	Brennan Canada	G	01	0	0	0	0	0	0	0	0	0	0	0	0	0	-5
20	Zan Payne	G	01	0	0	0	0	0	0	0	0	0	0	0	0	0	-5
25	Kareem Watkins	G	01	0	0	0	0	0	0	0	0	0	0	0	0	0	-5
Team																	
Totals			36	41	10	18	14	27	11	7	17	0	15	12	0	0	0

Technical Fouls: NONE

Biggest lead		11 (1 st 17:32)	31 (2 nd 11:14)
Best Scoring Run		6 (1 st 4:00)	16 (2 nd 16:15)
Lead Changes		0	16
Times Tied		2	4
Time with Lead		04:06	34:55
Fast Breaks		4	13
Bench		21	30
Period by Period Scoring			
1 st	2 nd	1 st	2 nd
MSM	33	UKY	38
66	66	104	104

GAME FOUR

#13/11 KENTUCKY 77, RV/NR OHIO 59



BOX SCORES

GAME 10 #21/21 KENTUCKY 98, RV/RV NORTH CAROLINA 69

GAME 11 WESTERN KENTUCKY at #20/18 KENTUCKY

GAME 12 MISSOURI at KENTUCKY

Official Basketball Box Score - Final
North Carolina at Kentucky
12/01/21 1:00pm Arena, Law Works
2021-22 Men's Basketball

Game Time: 2:00 PM
Game Duration: 2:00
Attendance: 12,117

Record: 8-3

Officials: Terry Myher, Roger Ayers, Eric Curry

North Carolina - 69		Record: 8-3										Shooting By Period					
NO.	Name	MIN	FG	3P	FT	Rebounds	Fouls	TP	AS	TO	ST	Blocks	pts	1st	2nd	3rd	4th
			M/A	M/A	M/A	off	tot					pts					
5	Armando Bacot	F 31:13	8-13	0-0	0-0	2	8	10	4	5	22	2	2	0	11	0	27
13	Dawson Garcia	F 21:53	2-6	0-1	2-3	2	3	5	3	3	6	0	1	0	0	1	36
1	Leaky Black	G 20:28	1-4	0-2	0-0	0	1	1	0	2	1	0	0	0	0	0	15
2	Caleb Love	G 27:55	2-8	0-2	4-4	0	2	2	2	2	8	0	4	0	0	0	36
4	RJ Davis	G 29:31	3-8	0-3	4-6	0	1	1	1	3	10	3	2	1	0	0	15
0	Anthony Harris	15:34	2-3	0-0	2-2	0	1	1	2	6	1	2	8	0	0	0	18
45	Brady Manek	15:48	3-6	1-3	0-0	0	0	0	0	1	7	0	0	0	0	0	3
24	Kenan Walton	07:50	0-1	0-1	0-0	0	0	0	0	0	0	0	1	1	0	0	8
11	Omara Darr	09:16	2-4	0-1	0-0	0	0	0	0	0	4	0	0	1	0	1	9
22	Justin McKay	07:18	0-0	0-0	2-2	0	2	2	1	1	2	1	0	1	1	0	1
3	Dontrez Styles	06:56	0-0	0-0	2-2	0	2	2	0	1	2	0	0	0	1	0	1
Team			2	0	2		0										
Totals			23-53	11-13	22-28	6	20	29	13	21	69	9	12	4	3	2	29

Technical Fouls: NONE

Record: 8-2

Kentucky - 98		Record: 8-2										Shooting By Period					
NO.	Name	MIN	FG	3P	FT	Rebounds	Fouls	TP	AS	TO	ST	Blocks	pts	1st	2nd	3rd	4th
			M/A	M/A	M/A	off	tot					pts					
12	Kean Brooks Jr.	F 17:59	5-10	0-0	0-0	2	1	3	2	0	0	0	0	0	0	0	17
34	Oscar Tillis	F 22:17	7-12	0-0	2-3	4	8	12	4	3	16	1	2	0	0	0	33
2	Sahvir Wheeler	G 31:43	12-15	0-0	2-2	2	1	3	3	2	26	8	2	4	0	0	29
3	TyTy Washington Jr.	G 19:51	4-9	1-3	0-0	2	2	4	1	1	9	4	1	2	0	0	19
01	Kellan Grady	G 30:52	6-8	5-7	1-2	0	6	6	1	1	18	1	1	0	0	0	25
0	Jacob Tappin	20:20	2-4	0-0	3-4	2	3	5	0	2	7	3	0	0	0	0	17
10	Davon Mintz	26:22	1-7	1-4	3-4	1	0	1	2	3	6	2	0	0	0	1	23
4	Damion Collins	05:50	0-0	0-0	0-0	1	0	1	1	0	0	0	2	1	1	0	2
23	Bryce Hopkins	09:46	2-3	1-1	0-0	0	2	2	2	0	5	0	0	1	0	1	2
55	Lance Ware	13:41	0-1	0-0	1-2	2	2	4	4	1	1	1	1	0	0	0	3
14	Brennan Canada	00:43	0-0	0-0	0-0	0	0	0	0	0	0	0	0	0	0	0	4
20	Zan Payne	00:43	0-0	0-0	0-0	0	0	0	0	1	0	0	0	0	0	0	4
25	Kareem Watkins	00:43	0-0	0-0	0-0	0	0	0	0	0	0	0	0	0	0	0	4
Team			1	3		0											
Totals			39-72	9-13	12-17	17	27	44	21	13	93	23	9	8	2	3	29

Technical Fouls: NONE

	UNC	KEN	Points from Turnovers	14	22
Biggest Lead	2 (1 st 18:24)	25 (2 nd 1:20)	Paint	36	54
Best Scoring Run	6 (1 st 1:13)	10 (1 st 12:11)	Second Chance	6	15
Lead Changes	1		Fast Breaks	11	14
Times Tied	1		Bench	21	19
Time with Lead	00:14	38:10			

GAME 13 HIGH POINT at KENTUCKY

GAME 14 KENTUCKY at LSU

GAME 15 GEORGIA at KENTUCKY

GAME 16 KENTUCKY at VANDERBILT

GAME 17 TENNESSEE at KENTUCKY

GAME 18 KENTUCKY at TEXAS A&M





THE STAT CREW SYSTEM
Kentucky Combined Team Statistics (as of Dec 18, 2021)
All games



RECORD:	OVERALL	HOME	AWAY	NEUTRAL
ALL GAMES	8-2	7-0	0-1	1-1
CONFERENCE	0-0	0-0	0-0	0-0
NON-CONFERENCE	8-2	7-0	0-1	1-1

#	Player	gp-gs	min	avg	Total		3-Point		F-Throw		Rebounds				pf	dq	a	to	blk	stl	pts	avg	
					fg-fga	fg%	3fg-fga	3fg%	ft-fla	ft%	off	def	tot	avg									
34	Oscar Tshiebwe	10-10	274	27.4	68-102	.667	0-0	.000	27-38	.711	59	83	142	14.2	26	0	12	16	17	13	163	16.3	
03	TyTy Washington Jr.	10-10	306	30.6	54-115	.470	12-32	.375	13-16	.813	10	34	44	4.4	14	0	34	17	3	11	133	13.3	
12	Keion Brooks Jr.	9-9	219	24.3	43-91	.473	3-13	.231	15-22	.682	12	30	42	4.7	9	0	1	13	7	4	104	11.6	
02	Sahvir Wheeler	10-10	318	31.8	47-101	.465	4-18	.222	17-19	.895	10	18	28	2.8	27	0	77	31	1	16	115	11.5	
31	Kellan Grady	10-10	281	28.1	36-75	.480	23-52	.442	5-7	.714	1	18	19	1.9	4	0	11	4	0	10	100	10.0	
10	Davion Mintz	7-0	146	20.9	15-45	.333	8-27	.296	13-19	.684	9	16	25	3.6	8	0	9	5	0	1	51	7.3	
11	Dontae Allen	7-0	79	11.3	13-38	.342	6-27	.222	4-4	1.000	3	14	17	2.4	4	0	6	3	2	2	36	5.1	
04	Daimion Collins	10-1	124	12.4	20-33	.606	0-3	.000	7-9	.778	13	14	27	2.7	21	0	3	10	14	5	47	4.7	
00	Jacob Toppin	6-0	96	16.0	10-22	.455	0-1	.000	5-8	.625	7	14	21	3.5	5	0	7	5	5	2	25	4.2	
23	Bryce Hopkins	10-0	96	9.6	13-30	.433	4-12	.333	3-4	.750	8	13	21	2.1	6	0	4	6	2	2	33	3.3	
55	Lance Ware	6-0	40	6.7	3-6	.500	0-0	.000	2-6	.333	3	5	8	1.3	9	0	1	4	3	0	8	1.3	
20	Zan Payne	6-0	7	1.2	1-4	.250	0-2	.000	2-2	1.000	0	0	0	0.0	1	0	0	0	0	1	4	0.7	
14	Brennan Canada	6-0	7	1.2	1-1	1.000	0-0	.000	0-0	.000	1	0	1	0.2	0	0	1	0	0	0	2	0.3	
25	Kareem Watkins	6-0	7	1.2	0-1	.000	0-0	.000	0-0	.000	1	2	3	0.5	2	0	1	2	0	1	0	0.0	
Team											19	22	41										
Total.....		10	2000		324-664	.488	60-187	.321	113-154	.734	156	283	439	43.9	136	0	167	117	54	68	821	82.1	
Opponents.....		10	2000		236-593	.398	56-197	.284	94-132	.712	84	190	274	27.4	142	-	104	124	25	61	622	62.2	

TEAM STATISTICS

	UK	OPP	Date	Opponent	Score	Att.
SCORING	821	622	1	11/9/21	vs #9/9 Duke	L 71-79 18132
Points per game	82.1	62.2	2	11/12/21	ROBERT MORRIS	w 100-60 18454
Scoring margin	+19.9	-	2	11/16/21	MOUNT ST. MARY'S	w 80-55 18227
FIELD GOALS-ATT	324-664	236-593	2	11/19/21	RV/- OHIO	w 77-59 19045
Field goal pct	.488	.398		11/22/21	UALBANY	w 86-61 18201
3 POINT FG-ATT	60-187	56-197		11/26/21	NORTH FLORIDA	w 86-52 19350
3-point FG pct	.321	.284		11/29/21	CENTRAL MICHIGAN	w 85-57 18080
3-pt FG made per game	6.0	5.6	3	12/7/21	SOUTHERN	w 76-64 18947
FREE THROWS-ATT	113-154	94-132		12/11/21	at Notre Dame	L 62-66 8283
Free throw pct	.734	.712	4	12/18/21	vs RV/RV North Carolina	w 98-69 12117
F-Throws made per game	11.3	9.4				
REBOUNDS	439	274				
Rebounds per game	43.9	27.4				
Rebounding margin	+16.5	-				
ASSISTS	167	104				
Assists per game	16.7	10.4				
TURNOVERS	117	124				
Turnovers per game	11.7	12.4				
Turnover margin	+0.7	-				
Assist/turnover ratio	1.4	0.8				
STEALS	68	61				
Steals per game	6.8	6.1				
BLOCKS	54	25				
Blocks per game	5.4	2.5				
ATTENDANCE	130304	38532				
Home games-Avg/Game	7-18615	1-8283				
Neutral site-Avg/Game	-	2-15124				

- 1 = Champions Classic (Madison Square Garden | New York)
- 2 = The Kentucky Classic (Rupp Arena | Lexington, Ky.)
- 3 = Unity Series (Rupp Arena | Lexington, Ky.)
- 4 = CBS Sports Classic (T-Mobile Arena | Las Vegas)
- * = Conference game

Score by Periods	1st	2nd	Totals
Kentucky	392	429	821
Opponents	301	321	622



THE STAT CREW SYSTEM
Kentucky Team Game-by-Game Comparison (as of Dec 18, 2021)
All games



Opponent	1st	2nd	Score	Mar	Total FG	FG Pct	3-Pointers	3FG Pct	Free Throws	FT Pct	Rebounds	Assist	T/Over	Block	Steal	Fouls
#9/9 Duke	35/39	36/40	71-79	(8)	29-77/31-60	.377/.517	7-18/1-12	.389/.083	6-7/16-23	.857/.696	44/35 +9	15/8	13/9	3/5	4/9	20/15
ROBERT MORRIS	46/30	54/30	100-60	+40	40-70/23-61	.571/.377	12-23/7-22	.522/.318	8-12/7-8	.667/.875	43/24 +19	24/11	10/14	10/3	8/7	8/12
MOUNT ST. MARY'S	38/27	42/28	80-55	+25	34-64/18-53	.531/.340	4-10/6-19	.400/.316	8-8/13-21	1000/.619	41/27 +14	15/8	12/16	6/6	9/7	17/7
RV/- OHIO	40/38	37/21	77-59	+18	29-60/22-60	.483/.367	3-16/8-24	.188/.333	16-17/7-10	.941/.700	53/17 +36	14/10	15/5	2/1	2/5	10/13
UALBANY	37/28	49/33	86-61	+25	32-59/24-70	.542/.343	5-15/7-25	.333/.280	17-22/6-13	.773/.462	48/24 +24	13/10	17/10	8/0	3/9	15/19
NORTH FLORIDA	37/23	49/29	86-52	+34	37-78/22-66	.474/.333	6-25/7-31	.240/.226	6-9/1-2	.667/.500	50/33 +17	23/12	15/21	4/2	13/7	7/9
CENTRAL MICHIGAN	51/25	34/32	85-57	+28	31-72/23-56	.431/.411	7-26/7-16	.269/.438	16-24/4-7	.667/.571	47/30 +17	16/11	6/15	3/1	9/2	14/18
SOUTHERN	38/34	38/30	76-64	+12	28-57/24-58	.491/.414	6-20/5-13	.300/.385	14-23/11-12	.609/.917	41/25 +16	18/10	15/13	12/4	7/8	14/22
Notre Dame	30/28	32/38	62-66	(4)	25-55/26-56	.455/.464	2-19/7-22	.105/.318	10-15/7-8	.667/.875	28/33 (5)	9/15	5/9	4/0	5/3	10/14
RV/RV North Carolina	40/29	58/40	98-69	+29	39-72/23-53	.542/.434	8-15/1-13	.533/.077	12-17/22-28	.706/.786	44/26 +18	20/9	9/12	2/3	8/4	21/13

Note: Game totals are displayed in the format TEAM/OPPONENT for each category