

**N
C
A
A** **C
H
A
M
P
I
O
N** **1948**



**N
C
A
A** **C
H
A
M
P
I
O
N** **1949**

**N
C
A
A** **C
H
A
M
P
I
O
N** **1951**

**N
C
A
A** **C
H
A
M
P
I
O
N** **1958**

**N
C
A
A** **C
H
A
M
P
I
O
N** **1978**

**N
C
A
A** **C
H
A
M
P
I
O
N** **1996**

**N
C
A
A** **C
H
A
M
P
I
O
N** **1998**

**N
C
A
A** **C
H
A
M
P
I
O
N** **2012**

KENTUCKY®

2021-22 MEN'S BASKETBALL RECORD BOOK



2021-22 KENTUCKY SCHEDULE

OCTOBER

15	BIG BLUE MADNESS SECN	7 p.m.
22	BLUE-WHITE GAME SECN	7 p.m.
29	KENTUCKY WESLEYAN (EXH) SECN	7 p.m.

19	at Texas A&M SECN	8:30 p.m.
22	at Auburn CBS	1/1:30 p.m.
25	MISSISSIPPI STATE ESPN	9 p.m.
29	at Kansas ⁵ ESPN	6 p.m.

NOVEMBER

5	MILES COLLEGE (EXH) SECN	7 p.m.
9	vs. Duke ¹ ESPN	TBD
12	ROBERT MORRIS ² SECN	7 p.m.
16	MOUNT ST. MARY'S ² SECN	7 p.m.
19	OHIO ² SECN	7 p.m.
22	ALBANY TBD	TBD
26	NORTH FLORIDA SECN	7 p.m.
29	CENTRAL MICHIGAN TBD	TBD

FEBRUARY

2	VANDERBILT SECN	7 p.m.
5	at Alabama ESPN/ESPN2	8 p.m.
8	at South Carolina ESPN/ESPN2	7 p.m.
12	FLORIDA ESPN/ESPN2	4 p.m.
15	at Tennessee ESPN/ESPN2	9 p.m.
19	ALABAMA CBS	1 p.m.
23	LSU ESPN/ESPN2	9 p.m.
26	at Arkansas CBS	2 p.m.

DECEMBER

7	SOUTHERN ³ SECN	7 p.m.
11	at Notre Dame TBD	TBD
18	vs. Ohio State ⁴ CBS	5:15 p.m.
22	LOUISVILLE ESPN	6 p.m.
29	MISSOURI SECN	7 p.m.
31	HIGH POINT TBD	TBD

MARCH

1	OLE MISS ESPN/ESPN2	7 p.m.
5	at Florida CBS	2 p.m.
9-13	SEC Tournament ⁶ TBD	TBD

JANUARY

4	at LSU ESPN	7 p.m.
8	GEORGIA SECN	6 p.m.
11	at Vanderbilt ESPN/ESPN2	7 p.m.
15	TENNESSEE ESPN/ESPN2	TBD

- 1-Champions Classic (Madison Square Garden/New York)
- 2-The Kentucky Classic (Rupp Arena/Lexington, Ky.)
- 3-Unity Series (Rupp Arena/Lexington, Ky.)
- 4-CBS Sports Classic (T-Mobile Arena/Las Vegas)
- 5-Big 12/SEC Challenge (Allen Fieldhouse/Lawrence, Kan.)
- 6-SEC Tournament (Amalie Arena/Tampa, Fla.)

Home Games in BLUE/BOLD | All Times Eastern



TABLE OF CONTENTS

Quick Facts	2	Year-By-Year Scoring	125
2021-22 Roster	3-4	1,000-Point Scorers	126-135
TV Chart	5	Field Goals Records	136-137
Coaching Staff	6	Year-By-Year Field-Goal Percentage	138
Support Staff	7	Free Throws Records	139-140
2021-22 Player Bios	8-21	Year-By-Year Free-Throw Percentage	141
Coaching Staff Bios	22-29	3-Point Field Goals Records	142-143
2020-21 Final Statistics	30	Year-By-Year 3-Point Field Goals Made	143
2020-21 Final SEC Statistics	31	Rebounding Records	144
2020-21 Game-By-Game Statistics	32-33	Year-By-Year Rebounding Leaders	145
2020-21 Individual Game-By-Game Statistics	34-38	Steals Records	146
All-Time Wildcats	39-43	Year-By-Year Steals Leaders	147
Retired Jerseys	44-45	Blocks Records	148
All-Americans	46-47	Year-By-Year Blocks Leaders	149
Hall of Fame	48	Assists Records	150
Awards and Honors	49-54	Year-By-Year Assists Leaders	151
Academic Honors	55	Miscellaneous Records	152-153
Kentucky in the NCAA Tournament	56	UK vs. Each State/Province/Country	153
Kentucky Records in the NCAA Tournament	57	Streaks	154-155
Year-By-Year in the NCAA Tournament	58-61	Overtime	156
UK's NCAA Tournament Team Game Highs	62-63	Calipari Era Individual Single-Game Records	157-159
UK's NCAA Tournament Individual Game Highs	64-65	Calipari Era All-Time Double-Doubles	160-162
UK vs. NCAA Tournament Opponents	66	Calipari Era Individual Season Records	163-165
National Championships	67-74	Calipari Era Individual Season Milestones	166
Helms National Titles	75	Calipari Era Miscellaneous Records	166-167
NCAA Championship Coaches	76-78	Calipari Era Individual Career Records	168-169
Kentucky in the AP Top 25	79-81	Calipari Era Team Game Scoring Records	170-171
Kentucky in the Coaches Poll	82-84	Calipari Era Team Game Records	172-174
Kentucky Finishes in National Rankings	85	Calipari Era Largest Margins	175-176
All-Time Winningest Teams	86	Calipari Era Team Season Records	177-178
All-Time Winning Percentage	86	Year-By-Year Results	179-182
SEC All-Time Standings	87	All-Time Results	183-218
Annual SEC Champions	88-89	Series Records vs. Opponents	219-221
UK vs. SEC Tournament Field	90	Kentucky vs. DI Conferences	222-224
Kentucky's SEC Tournament History	90-91	Scores vs. All Opponents	225-247
Biggest Shots	92-93	Media Polices	248-253
Biggest Games	94-97		
Unparalleled Tradition	98-101		
Rupp Arena at Central Bank Center Records	102-103		
Largest Rupp Arena Crowds	103		
Kentucky Game Attendance	104		
College Tournaments in Rupp Arena	105-106		
Year-By-Year at Alumni Gym	107		
Year-By-Year at Memorial Coliseum	107		
Year-By-Year at Rupp Arena	108		
Kentucky Results in Louisville	109-110		
Wildcats in the NBA	111-112		
Kentucky in the NBA Draft	113-114		
NBA Award Winners	115-116		
Year-By-Year Team Statistics	117-121		
Single-Game Records	122		
Scoring Records	123-124		

The 2021-22 Kentucky Basketball Record Book

© 2021 was published by the

University of Kentucky Athletics Department,
Mitch Barnhart, Athletics Director

CREDITS

Written, Compiled & Edited by:

Eric Lindsey and Deb Moore

Design & Layout: Brandon Kolditz

Cover Design: Brandon Kolditz



QUICK FACTS

GENERAL

Location: Lexington, Ky.
Enrollment: 31,800
Founded: 1865
Colors: Blue and White
Nickname: Wildcats
Conference: Southeastern Conference
All-Time Record: 2,327-728-1 (76.1%)
Arena: Rupp Arena (20,500)
Rupp Arena Record: 615-77 (88.9%) - 45 seasons
NCAA Championships: 8 (1948, '49, '51, '58, '78, '96, '98, 2012)
NCAA Runners-Up: 4 (1966, '75, '97, 2014)
NCAA Tournament Record: 129-52 (71.3%)
Last NCAA Tournament Appearance: 2019, Elite Eight
Joe Craft Center Ticket Office: 800.928.CATS
Rupp Arena Ticket Office: 859.233.3535

INSTITUTION PERSONNEL

President: Dr. Eli Capilouto (Alabama, 1971)
Faculty Representative: Joseph L. Fink III (Philadelphia College of Pharmacy & Science, 1970)
Athletics Director: Mitch Barnhart (Ottawa, 1981)
Men's Basketball Administrator: Kevin Sergent (North Carolina, 2004)
Athletics Phone Number: 859.257.8000

MEDIA INFORMATION

Primary Basketball Contact: Eric Lindsey (Kentucky, 2008)
Lindsey's Email: eric.lindsey@uky.edu
Lindsey's Phone: 859.257.8429
Secondary Basketball Contact: Deb Moore (St. Bonaventure, 2006)
Moore's Email: deb.moore@uky.edu
Moore's Phone: 859.257.8506
Office Phone: 859.257.3838
Office Fax: 859.323.4310
Office Address:

Athletics Communications and Public Relations
 Joe Craft Center, 338 Lexington Ave.
 Lexington, KY 40506-0019

Rupp Arena Press Row Phone: 859.252.3602
Website: UKathletics.com
Official Social Media Handle: @KentuckyMBB
Coach's Website: CoachCal.com
Coach's Social Media: @UKCoachCalipari
Best Time To Contact Coach Calipari: Coordinate through SID

BASKETBALL STAFF

Head Coach: John Calipari (Clarion, 1982)
Overall College Coaching Record:

Total:	742-231 (29 seasons)	76.3%
On-Court:	784-233 (29 seasons)	77.1%
UMass	193-71 (8 seasons)	73.1%
Memphis	252-69 (9 seasons)	78.5%
Kentucky	339-93 (12 seasons)	78.5%

NCAA Appearances (Record):

Total	18 (47-17)
On-Court Total	20 (56-19)

Associate to the Head Coach: James "Bruiser" Flint (Saint Joseph's, 1987)
Associate Coach: Orlando Antigua (Pittsburgh, 1995)
Assistant Coach: Ronald "Chin" Coleman (Lamar, 1997)
Assistant Coach/Recruiting Coordinator: Jai Lucas (Texas, 2011)
Associate AD/Basketball Operations: Chris Woolard (UCLA, 1997)
Director of Player Development: TJ Beisner (Kentucky, 2008)
Director of Basketball Administration: Will Barton (Kentucky, 2013)
Strength and Conditioning Coach: Robert Harris (Kentucky State, 2009)
Head Athletic Trainer: Geoffrey Staton (North Carolina, 2007)
Equipment Manager: Mark Evans (Kentucky, 2013)
Graduate Assistant Coach: Brad Calipari (Kentucky, 2019)
Graduate Assistant Coach: Riley Welch (Kentucky, 2021)
Director of Academic Services: Michael Stone (Kentucky, 1997)
Team Physicians: Dr. Scott Mair, Dr. Robert Hosey
Administrative Assistant to the Head Coach: Lunetha Moseley (859.257.8024)
Administrative Assistant: Linda Carmack (859.257.1916)

RADIO NETWORK

Play-by-play Announcer: Tom Leach (859.224.1147)
Analyst: Mike Pratt (812.989.2802)

UK VIDEOTAPE FOOTAGE

UK Athletics Video:
 Tim Asher (859.257.4830)
 Kirk Hanselmann (859.257.4087)
 Ryan Duffy (859.257.4087)

2020-21 REVIEW

Record: 9-16 (8-9 SEC)
 Home: 5-6, Away: 4-6, Neutral: 0-4
SEC Postseason: Lost to Mississippi State, 74-73
NCAA Postseason: N/A
Starters Returning/Lost: 1/4
Players Returning/Lost: 8/7
Top Returning in Scoring: Davion Mintz - 11.5 ppg
Top Returning in Rebounding: Keion Brooks Jr. - 6.8 rpg
Top Returning in Assists: Davion Mintz - 3.1 apg
Top Returning in Blocks: Keion Brooks Jr. - 0.8 bpg
Top Returning in Steals: Davion Mintz - 1.0 spg
Top Returning FG% (min. 50 FGA): Jacob Toppin - 44.4%
Top Returning 3-Point FG% (min 20 3FG): Dontaie Allen - 39.7%
Top Returning FT% (min. 25 FTA): Keion Brooks Jr. - 79.5%
Percent of Minutes Returning: 42.1%
Percent of Points Returning: 41.9%
Percent of Rebounds Returning: 39.0%
Percent of Assists Returning: 42.4%
Percent of Blocks Returning: 27.7%
Percent of Steals Returning: 38.8%



2021-22 ROSTER

NUMERICAL

NO.	NAME	POS.	HT.	WT.	CL.	HOMETOWN (PREVIOUS SCHOOL)
0	Jacob Toppin	F	6-9	200	Jr.	Brooklyn, N.Y. (University of Rhode Island)
1	CJ Fredrick	G	6-3	190	RS-Jr.	Cincinnati (University of Iowa)
2	Sahvir Wheeler	G	5-9	180	Jr.	Houston (University of Georgia)
3	TyTy Washington Jr.	G	6-3	197	Fr.	Phoenix (AZ Compass Prep School)
4	Daimion Collins	F	6-9	202	Fr.	Atlanta, Texas (Atlanta High School)
10	Davion Mintz	G	6-3	195	Gr.	Charlotte, N.C. (Creighton University)
11	Dontaie Allen	G	6-6	205	RS-So.	Falmouth, Ky. (Pendleton County High School)
12	Keion Brooks Jr.	F	6-7	210	Jr.	Fort Wayne, Ind. (La Lumiere High School)
14	Brennan Canada	F	6-6	198	Jr.	Mount Sterling, Ky. (George Rogers Clark High School)
20	Zan Payne	G/F	6-4	215	RS-Jr.	Lexington, Ky. (Lexington Catholic High School)
23	Bryce Hopkins	F	6-6	220	Fr.	Oak Park, Ill. (Fenwick High School)
25	Kareem Watkins	G	5-8	170	So.	Camden, N.J. (Kingsway Regional High School)
31	Kellan Grady	G	6-5	205	Gr.	Boston (Davidson College)
34	Oscar Tshiebwe	F	6-9	255	Jr.	Lubumbashi, Democratic Republic of the Congo (West Virginia Univ.)
55	Lance Ware	F	6-9	225	So.	Camden, N.J. (Camden High School)

ALPHABETICAL

NO.	NAME	POS.	HT.	WT.	CL.	HOMETOWN (PREVIOUS SCHOOL)
11	Dontaie Allen	G	6-6	205	RS-So.	Falmouth, Ky. (Pendleton County High School)
12	Keion Brooks Jr.	F	6-7	210	Jr.	Fort Wayne, Ind. (La Lumiere High School)
14	Brennan Canada	F	6-6	198	Jr.	Mount Sterling, Ky. (George Rogers Clark High School)
4	Daimion Collins	F	6-9	202	Fr.	Atlanta, Texas (Atlanta High School)
1	CJ Fredrick	G	6-3	190	RS-Jr.	Cincinnati (University of Iowa)
31	Kellan Grady	G	6-5	205	Gr.	Boston (Davidson College)
23	Bryce Hopkins	F	6-6	220	Fr.	Oak Park, Ill. (Fenwick High School)
10	Davion Mintz	G	6-3	195	Gr.	Charlotte, N.C. (Creighton University))
20	Zan Payne	G/F	6-4	215	RS-Jr.	Lexington, Ky. (Lexington Catholic High School)
0	Jacob Toppin	F	6-9	200	Jr.	Brooklyn, N.Y. (University of Rhode Island)
34	Oscar Tshiebwe	F	6-9	255	Jr.	Lubumbashi, Democratic Republic of the Congo (West Virginia Univ.)
55	Lance Ware	F	6-9	225	So.	Camden, N.J. (Camden High School)
3	TyTy Washington Jr.	G	6-3	197	Fr.	Phoenix (AZ Compass Prep School)
25	Kareem Watkins	G	5-8	170	So.	Camden, N.J. (Kingsway Regional High School)
2	Sahvir Wheeler	G	5-9	180	Jr.	Houston (University of Georgia)

Head Coach:	John Calipari (Clarion, 1982)
Associate to the Head Coach:	James "Bruiser" Flint (Saint Joseph's, 1987)
Associate Coach:	Orlando Antigua (Pittsburgh, 1995)
Assistant Coaches:	Ronald "Chin" Coleman (Lamar, 1997) Jai Lucas (Texas, 2011)
Associate AD/Basketball Operations:	Chris Woolard (UCLA, 1997)
Director of Player Development:	TJ Beisner (Kentucky, 2008)
Director of Basketball Admin.:	Will Barton (Kentucky, 2013)
Strength and Conditioning Coach:	Robert Harris (Kentucky State, 2009)
Head Athletic Trainer:	Geoffrey Staton (North Carolina, 2007)
Equipment Manager:	Mark Evans (Kentucky, 2013)
Graduate Assistant Coach:	Brad Calipari (Kentucky, 2019)
Graduate Assistant Coach:	Riley Welch (Kentucky, 2021)

PRONUNCIATION GUIDE

TJ Beisner	BIZE-ner
John/Brad CALIPARI	cal-uh-PEAR-ee
JAI Lucas	jay
Scott MAIR	like mayor
Davion MINTZ	mints
Geoffrey STATON	STATE-in
Oscar TSHIEBWE	SHEE-bway
SAHVIR Wheeler	sah-VEER

WILDCATS BY STATE

Arizona (1)

TyTy Washington Jr. (Phoenix)

Illinois (1)

Bryce Hopkins (Oak Park)

Indiana (1)

Keion Brooks Jr. (Fort Wayne)

Kentucky (3)

Dontaie Allen (Falmouth)

Brennan Canada (Mount Sterling)

Zan Payne (Lexington)

Ohio (1)

CJ Fredrick (Cincinnati)

Massachusetts (1)

Kellan Grady (Boston)

New Jersey (2)

Lance Ware (Camden)

Kareem Watkins (Camden)

New York (1)

Jacob Toppin (Brooklyn)

North Carolina (1)

Davion Mintz (Charlotte)

Texas (2)

Daimion Collins (Atlanta)

Sahvir Wheeler (Houston)

WILDCATS BY COUNTRY

Democratic Republic of the Congo (1)

Oscar Tshiebwe (Lubumbashi)

WILDCATS BY CLASS

Graduate Students (2)

Kellan Grady

Davion Mintz

Seniors (0)
Juniors (7)

Jacob Toppin

CJ Fredrick (RS)

Sahvir Wheeler

Keion Brooks Jr.

Brennan Canada

Zan Payne (RS)

Oscar Tshiebwe

Sophomores (3)

Dontaie Allen (RS)

Kareem Watkins

Lance Ware

Freshmen (3)

Daimion Collins

Bryce Hopkins

TyTy Washington Jr.

WILDCATS BY HEIGHT

Daimion Collins 6-9

Jacob Toppin 6-9

Oscar Tshiebwe 6-9

Lance Ware 6-9

Keion Brooks Jr. 6-7

Dontaie Allen 6-6

Brennan Canada 6-6

Bryce Hopkins 6-6

Kellan Grady 6-5

Zan Payne 6-4

CJ Fredrick 6-3

Davion Mintz 6-3

TyTy Washington Jr. 6-3

Sahvir Wheeler 5-9

Kareem Watkins 5-8



TV CHART



0 FORWARD

Jacob Toppin
6-9 | 200 | Junior
Brooklyn, N.Y.
Rhode Island University



1 GUARD

CJ Fredrick
6-3 | 190 | Redshirt Junior
Cincinnati
University of Iowa



2 GUARD

Sahvir Wheeler
5-9 | 180 | Junior
Houston
University of Georgia



3 GUARD

TyTy Washington Jr.
6-3 | 197 | Freshman
Phoenix
AZ Compass Prep School



4 FORWARD

Daimion Collins
6-9 | 202 | Freshman
Atlanta, Texas
Atlanta High School



10 GUARD

Davion Mintz
6-3 | 195 | Graduate
Charlotte, N.C.
Creighton University



11 GUARD

Dontaie Allen
6-6 | 205 | Redshirt Sophomore
Falmouth, Ky.
Pendleton County High School



12 FORWARD

Keion Brooks Jr.
6-7 | 210 | Junior
Fort Wayne, Ind.
La Lumiere School



14 FORWARD

Brennan Canada
6-6 | 198 | Junior
Mount Sterling, Ky.
George Rogers Clark High School



20 G/F

Zan Payne
6-4 | 215 | Redshirt Junior
Lexington, Ky.
Lexington Catholic High School



23 FORWARD

Bryce Hopkins
6-6 | 220 | Freshman
Oak Park, Ill.
Fenwick High School



23 GUARD

Kareem Watkins
5-8 | 170 | Sophomore
Camden, N.J.
Kingsway Regional High School




31 GUARD

Kellan Grady
6-5 | 205 | Graduate
Boston
Davidson College



34 FORWARD

Oscar Tshiebwe
6-9 | 255 | Junior
Lubumbashi, Democratic Republic of the Congo
West Virginia University



55 FORWARD

Lance Ware
6-9 | 225 | Sophomore
Camden, N.J.
Camden High School

COACHING STAFF



HEAD COACH

John Calipari
Clarion, 1982



ASSOC. TO HC

James "Bruiser" Flint
Saint Joseph's, 1987



ASSOCIATE COACH

Orlando Antigua
Pittsburgh, 1995



ASSISTANT COACH

Ronald "Chin" Coleman
Lamar, 1997



ASSISTANT COACH

Jai Lucas
Texas, 2011



ASSOC. AD OF OPS

Chris Woolard
UCLA, 1997



DIR. OF ADMIN.

Will Barton
Kentucky, 2012



DIR. OF DEVEL.

TJ Beisner
Kentucky, 2008




STRENGTH COACH

Robert Harris
Kentucky State, 2009



TRAINER

Geoffrey Staton
North Carolina, 2007



EQUIPMENT MGR.

Mark Evans
Kentucky, 2013



SUPPORT STAFF

MEN'S BASKETBALL SUPPORT STAFF

Tim Asher - Video Coordinator
 Brad Calipari - Graduate Assistant Coach
 Linda Carmack - Administrative Assistant
 Monica Fowler - Sports Dietitian
 Kevin Gallagher - Video Graduate Assistant
 Lunetha Moseley - Administrative Assistant
 Andrew Ortelli - Assistant Video Director
 Kevin Sergent - Associate AD for Compliance
 Michael Stone - Director of Academic Services
 Riley Welch - Graduate Assistant Coach

MEDICAL STAFF

Clay Ferguson - Student Athletic Training Aide
 Rob Hosey, M.D. - Head Team Physician
 Scott Mair, M.D. - Orthopaedic Team Physician

RUPP ARENA GAME DAY STAFF

Donnie Adkins - Shot Clock
 Ken Bourne - Official Scorer
 Mike Fannin - Stats Crew
 Doug Hampton - Timeout Coordinator
 Charles Higginbotham - Committee of 101 President
 Brian Connors Manke - DV Sports Replay Official
 Amy Ratliff - Stats Crew
 Holly Ratliff - Stats Crew
 Michael Stone - Scoreboard
 Jay Smith - Stats Crew
 Tom Smith - Stats Crew
 Marcia Stone - Statistics Director
 Patrick Whitmer - Public Address Announcer

MEN'S BASKETBALL BRAND & CONTENT MANAGEMENT

Cole Bollinger - Asst. Director of Strategic Communications
 Ryan Duffy - Lead Creative Content Producer
 Stephanie Guy - Communications and PR Coordinator
 Kirk Hanselmann - Creative Content Producer
 Craig Hornberger - Senior Director of Creative Services
 Tim Letcher - Website Coordinator
 Eric Lindsey - Director of Communications and PR
 Deb Moore - Assoc. Director of Communications and PR
 Jake Most - Brand and Content Analyst
 Nathan Schwake - Associate AD of Marketing and Licensing
 Bailey Wheeler - Creative Services Assistant
 Chet White - Director of Photography

JMI SPORTS

Jim Barnhart - Radio Engineer
 Curtis Burch - Manager, Digital and Audio Content
 Tom Leach - Radio Play-by-Play Announcer
 Mike Pratt - Broadcast Analyst
 Kim Shelton - President
 Brad Tucker - Manager, Operations and Affiliate Relations

MANAGERS

Jonas Alger
 Edward Barfield II
 Brody Dempsey
 Sean Dunleavy
 Michael Messer
 Neima Moaven
 Claiborne Smith
 Michael "Ray" Surratt

2021-22 PLAYER BIOS



#11

DONTAE ALLEN

6-6 • 205 • RS-Sophomore • Guard

Falmouth, Ky.

Pendleton County High School

2020-21

Member of UK's Student-Athlete Advisory Committee ... Appeared in 22 games with one start in 2020-21 after sitting out his first season at Kentucky rehabilitating from a knee injury suffered in high school ... Became a spark off the bench for the Wildcats in key moments, especially in conference play ... Quickly developed into an elite shooter who could catch fire at a moment's notice and carry the team ... Finished second on the team with 31 3-pointers on 39.7% shooting from long range ... Of the players with 50 or more field-goal attempts, led the team in effective field-goal percentage at 54.5% ... Averaged 5.4 points ... Two most memorable performances came vs. Mississippi State, combining to score 46 points vs. the Bulldogs on 16-of-28 shooting with a combined 13 3-pointers in the two games, leading UK to a double-overtime victory in the first game and nearly guiding the Wildcats to a double-digit come-from-behind win in the second round of the Southeastern Conference Tournament ... Sensational in the SEC Tournament game vs. MSU ... After scoring a combined eight points in his previous nine appearances, erupted for a career-high-tying 23 points on 8-of-15 shooting with six 3-pointers ... With his team down by 15 early in the second half, scored 20 points and made five of his six 3-pointers after halftime to put UK in front late in the game before falling to the Bulldogs ... Scored 12 points, made four 3-pointers, and came up with two steals and two assists in the loss at No. 9/8 Alabama ... Six points in 15 minutes in the win vs. LSU ... Made his first career start at Georgia ... Recorded eight points with two made treys in the loss at Auburn ... Posted eight points and a career-high six rebounds in the home loss to Alabama ... Scored 14 points with a

pair of key 3-pointers and important free throws late in the game in the home victory vs. Vanderbilt ... Enjoyed one of the all-time breakthrough performances with 23 points on 8-of-13 shooting, including 7 of 11 from 3-point range, to fuel a nine-point comeback in the double-overtime victory at Mississippi State, all career highs ... Had played just one minute over the previous three games and 20 career minutes ... Became just the sixth freshman in school history to make seven or more treys in a game ... Nearly all of his 3-pointers vs. MSU helped turn the game around, including three during the second-half comeback run, one during the first overtime to take the lead and eventually force overtime, and a dagger in the second overtime ... Named SEC Freshman of the Week on Jan. 4 following the performance vs. Mississippi State ... Made his collegiate debut with four points and a 3-pointer in the season-opening rout of Morehead State.

2019-20

Used his first season as a redshirt year to recover from a knee injury he suffered in the midst of his senior year of high school ... Began practicing with the team in January.

HIGH SCHOOL


Ranked in the top 75 by Rivals (No. 68) ... Rated as the No. 92 prospect by the Recruiting Services Consensus Index ... Became the first in-state signee for Kentucky since 2013 ... Eighteenth Kentucky player in program history to earn Kentucky Mr. Basketball honors ... Also named All-State First Team ... Capped his high school career with 3,255 career points, which ranked 11th all-time in state history ... Also snared 1,228 career rebounds, the 22nd-best mark in the state's record books at the conclusion of his career ... Averaged 42.9 points and 14.2 boards during his senior season ... Limited to 13 games after suffering a torn ACL in his left knee on Dec. 22, 2018 ... Dropped 50 or more points in six of his first 12 games as a senior ... During his junior campaign, averaged 31.8 points and 11.4 rebounds per game while shooting 59.1% from the floor and 39.6% from 3-point range ... Tabbed a Pangos All-American.

PERSONAL

Born Nov. 5 in Florence, Kentucky ... Parents are April and Tony Thomas ... Has three siblings, Tredyn, Saniah and Jalen ... Cousin of NFL quarterback Russell Wilson ... Major is communication ... Favorite activity away from the court is watching basketball or playing NBA2K ... Chose No. 11 because it's his favorite number (No. 1), twice ... Biggest basketball honor is being named Mr. Kentucky Basketball ... His most prized possession is his shoe collection.

ALLEN'S CAREER STATS

Year	GP-S	Min-Avg	FG-A	Pct	3FG-A	Pct	FT-A	Pct	Reb-Avg	PF-D	A	TO	Blk	Stl	Pts-Avg
2020-21	22-1	309-14.0	39-100	.390	31-78	.397	9-14	.643	34-1.5	16-0	6	17	6	8	118-5.4
TOTAL	22-1	309-14.0	39-100	.390	31-78	.397	9-14	.643	34-1.5	16-0	6	17	6	8	118-5.4



#12

KEION BROOKS JR.

6-7 • 210 • Junior • Forward

Fort Wayne, Ind.

La Lumiere School (La Porte, Ind.)

2020-21

Southeastern Conference Winter Academic Honor Roll member ... One of 11 Division I men's basketball student-athletes to serve on the National Association of Basketball Coaches Player Development Coalition, providing the NABC with valuable perspective and feedback on college basketball-related issues ... Also served on the SEC's Council on Racial Equity and Social Justice, helping identify resources, outline strategies and assist with implementation of efforts that will promote racial equity and social justice, while also fostering diversity, helping overcome racism and pursuing non-discrimination in intercollegiate athletics ... Member of UK's Student-Athlete Advisory Committee ... One of three team captains ... Played a key leadership role both on and off the court in his transition from freshman to veteran on a young and inexperienced team ... Missed most of the preseason and the first nine games of the season with a left leg injury but returned early in conference play to be one of the key contributors ... Totaled career bests in virtually every major statistical category, including points (10.3) and rebounds (6.8) per game ... Scored in double figures in 11 of his 16 appearances ... Posted two double-doubles, the second-best mark on the team ... Scored 10 points in the SEC Tournament loss to Mississippi State ... Solid overall performance with 16 points on 8-of-14 shooting to go along with eight rebounds and three assists in the loss at Ole Miss ... Notched his second double-double of the season with 10 points and a career-high 14 rebounds in the upset win at No. 19/20 Tennessee ... Grabbed nine rebounds, handed out a career-high five assists and blocked a career-high four shots in the victory at Vanderbilt ... Recorded 12 points, four assists and a career-high-tying two steals in the home win vs. Auburn ... Dominant performance in the home loss vs. No. 11/10 Tennessee with 23 points and 11 rebounds, his first career double-double ... Made 8 of 16 shots and 7 of 8 from the free-throw line in the home game vs. the Volunteers ... 10 points and six rebounds in a narrow loss at No. 18/17 Missouri ... Just missed out on a double-double with 15 points and nine rebounds

in the victory over LSU ... Scored 12 points in the loss at Georgia ... After missing the first nine games of the season and on little practice, made his 2020-21 debut with 12 points, six rebounds and four assists to lead a double-digit win at Florida.

2019-20

2019-20 SEC First-Year Academic Honor Roll member ... Played a key reserve role for the Wildcats as a wing and forward ... Appeared in all 31 games for the Wildcats during his freshman campaign, including making six starts ... Scored 138 points, had 99 rebounds, totaled 13 blocks, posted 11 steals and had six assists ... Led the team in steals, rebounds and blocks in two games ... Produced five double-figure scoring efforts ... Instrumental in helping UK overcome an 18-point deficit in the road win at Florida with a career-high 27 minutes, 10 points, including a career-high two 3-pointers, three rebounds, and a career-high-tying two steals ... After coming up with a key defensive rebound, hit the game-clinching free throws in the final seconds vs. Ole Miss ... Hauled in a career-high nine rebounds and chipped in with four points in the road win at Tennessee ... Posted eight points and five rebounds at home in a win over Georgia ... Scored 10 points and pulled in seven boards during the road win at Arkansas ... Also was 4 of 4 at the free-throw line in the closing minute to help seal the comeback victory in Fayetteville, Arkansas ... Made his first career start and played 25 minutes in the overtime win over Louisville ... Had eight points against Utah ... Scored 10 points on an efficient 4 of 7 field-goal attempts to go along with four boards at home against Georgia Tech ... Poured in a career-high 15 points to couple with five rebounds in 16 minutes against Fairleigh Dickinson ... Scored nine points, including connecting on his first career 3-pointer, in the win over FDU ... Nearly had a double-double with 11 points and eight rebounds in the win over Eastern Kentucky ... Grabbed two rebounds in 15 minutes in his collegiate debut in the win over No. 1/1 Michigan State in Madison Square Garden.

HIGH SCHOOL

Ranked in the top 35 by the major recruiting services, including 247Sports (No. 14), Rivals (No. 29) and ESPN (No. 35) ... 247Sports tabbed him as the fourth-best small forward in the class ... Ranked the No. 24 overall player by the Recruiting Services Consensus Index ... Consensus five-star prospect ... Averaged 20.1 points and 7.5 rebounds per game for La Lumiere School, which appeared in the GEICO High School Nationals ... In the semifinals of that tournament, made 9 of 16 shots, including two from long range, and scored a team-high 20 points ... La Lumiere produced a 30-1 record and was ranked as the No. 1 team in the country during his senior campaign ... USA Today All-USA Boys Basketball Honorable Mention selection ... Scored 15 points in the Jordan Brand Classic ... Tabbed the Fort Wayne Area Player of the Year ... Fort Wayne News Player of the Year ... Also reached the state finals in 2015-16.

PERSONAL

Born Aug. 7 in Fort Wayne, Indiana ... Parents are Keion Sr. and Sarita Brooks ... Has three brothers, Darrius, Darriion and Karion ... Major is communication ... Was an hon-

or-roll student in high school ... Father played basketball at Wright State ... Chose No. 12 because it is the same number his dad wore in high school ... Also played football, baseball and soccer as a kid ... Favorite activity away from the court is playing NBA2K ... Grandparents have been his

biggest influence ... Most memorable moment as a player was winning a national championship as a fifth grader ... Chose Kentucky over Indiana, Michigan State, Kansas and UCLA.

BROOKS' CAREER STATS

Year	GP-S	Min-Avg	FG-A	Pct	3FG-A	Pct	FT-A	Pct	Reb-Avg	PF-D	A	TO	Blk	Stl	Pts-Avg
2019-20	31-6	470-15.2	58-123	.472	5-19	.263	17-27	.630	99-3.2	46-0	6	25	13	11	138-4.5
2020-21	16-3	375-23.4	64-145	.441	6-28	.214	31-39	.795	108-6.8	44-2	26	30	13	10	165-10.3
TOTAL	47-9	845-18.0	122-268	.455	11-47	.234	48-66	.727	207-4.4	90-2	32	55	26	21	303-6.4



#14

BRENNAN CANADA

6-6 • 198 • Junior • Forward

Mount Sterling, Ky.

George Rogers Clark High School (Winchester, Ky.)

2019-20

Appeared in four games during his freshman campaign ... Made his collegiate debut in the win over Eastern Kentucky.

HIGH SCHOOL

One of the best prospects from the state of Kentucky ... Capped his career at George Rogers Clark with 1,371 points and 776 rebounds ... Two-year captain ... Named an All-10th Region First Team selection following a senior season where he averaged 15.0 points and 9.5 rebounds per game ... Averaged double-digit scoring over his final three seasons of high school basketball ... Logged 13 double-doubles his senior season ... A three-time All-District Team selection and a three-time All-District Tournament Team pick ... Team claimed two District 40 titles ... 10th Region runners-up in 2019.

PERSONAL

Born July 15 in Lexington, Kentucky ... Parents are Lynn and Melissa Canada ... Major is communication ... 4.0 student in high school ... Member of the National Honor Society and the Fellowship of Christian Athletes ... Also participated in Big Brothers, Big Sisters ... Father has been his biggest influence ... Chose No. 14 because it's always been his favorite number ... His definition of a true hero is someone who you can rely on and follow.

2020-21

Southeastern Conference Winter Academic Honor Roll member ... Appeared in two games in 2020-21 ... Logged two minutes and recorded his first career steal in the win vs. South Carolina ... Played a minute in the season-opening win vs. Morehead State.

CANADA'S CAREER STATS

Year	GP-S	Min-Avg	FG-A	Pct	3FG-A	Pct	FT-A	Pct	Reb-Avg	PF-D	A	TO	Blk	Stl	Pts-Avg
2019-20	4-0	3-0.8	0-0	.000	0-0	.000	0-0	.000	0-0.0	0-0	0	1	0	0	0-0.0
2020-21	2-0	3-1.5	0-0	.000	0-0	.000	0-0	.000	0-0.0	0-0	0	2	0	1	0-0.0
TOTAL	6-0	6-1.0	0-0	.000	0-0	.000	0-0	.000	0-0-0-0.0	0-0	0	3	0	1	0-0.0



#4

DAIMION COLLINS

6-9 • 202 • Freshman • Forward

Atlanta, Texas

Atlanta High School

HIGH SCHOOL

A consensus five-star prospect ... Averaged 35.2 points, 14.4 rebounds, 7.0 assists and 6.2 blocks per game for Atlanta High School his senior season ... Led his team to a 19-5 record ... Named the Texas Gatorade Player of the Year ... A Naismith All-America Third Team selection and

was also named to the MaxPreps All-America First Team ... Consensus top-20 prospect in the class of 2021 ... Ranked the No. 13 overall player by 247Sports ... Named to the McDonald's All America Game, the Jordan Brand Classic roster and the Allen Iverson Roundball Classic ... Earned Sports Illustrated All-America Third Team honors ... Texas 3A All-State member ... MaxPreps Texas Player of the Year ... Three-time District Most Valuable Player in high school ... Led his team to three undefeated district seasons ... Three times Atlanta High School was the bi-district champions and three-time won the area championship ... Won the AAU Peach Jam title ... Also competed in track as a high jumper his senior season where he won the district and regional title ... Played football as a freshman ... Honor-roll student.

PERSONAL

Born Oct. 28 in Atlanta, Texas ... Parents are Benjamin Jr. and Kimberly Collins ... Has four siblings, Dailen, Makayla and Diamond Collins and Jamin Powell ... Away from the court he enjoys riding horses ... Lists his parents as his life's greatest influence ... Major is agricultural economics ... Has to listen to music before every game ... Soul food is his favorite meal ... Favorite basketball player is Kevin Durant ... First dunked at age 14 in a summer league game ... Chose Kentucky over Texas, Kansas, Oklahoma, Texas Tech, Baylor, Houston, Texas A&M, LSU, Alabama and Oklahoma State.



#1

CJ FREDRICK

6-3 • 190 • RS-Junior • Guard

Cincinnati

University of Iowa

2020-21 (IOWA)

Named All-Big Ten Honorable Mention by the league's media ... Earned the Iowa Men's Basketball Big Ten Sportsmanship Award ... Started all 27 games he appeared in ... Missed four games due to injury ... Averaged 7.5 points and 1.9 assists per game ... Posted six double-figure scoring efforts ... Made three or more 3s in six games ... Shot 47.4% from 3, which ranked as the second-best clip by a sophomore in program history ... Posted a 5.2 assist-to-turnover ratio ... Tallied 18 points in a win over

Penn State ... Scored 19 points in a win over Northwestern ... Poured in a career-high 23 points with five 3s at Minnesota ... Recorded 21 points and a career-high-tying five 3-pointers in a win over North Carolina.

2019-20 (IOWA)

Named to the All-Big Ten Freshman Team ... Earned Big Ten Freshman of the Week honors on Jan. 20 ... Saw action in 25 games ... One of only three players nationally and the only player from a major conference dating back to 1993 with 65 or more assists, 32 or fewer turnovers and 46% shooting clip or better from 3-point range ... Averaged 10.2 points and 2.8 assists per game ... Topped the Big Ten with a 46.1% clip (47 of 102) from 3-point range ... Scored in double figures in 13 games ... Recorded a season-high 21 points on three occasions ... Had at least five assists in six games ... Averaged 13 points per game on 60% shooting at the Las Vegas Invitational ... Named to the Las Vegas Invitational All-Tournament Team ... Made three or more 3s in six games ... Posted 18 points in a win over Illinois ... Scored 17 points in a win over Wisconsin ... Totaled a season-high 21 points in a win over No. 19 Michigan ... Logged 21 points against Cincinnati ... Notched 21 points for the first time against Cal Poly.

2018-19 (IOWA)

Did not compete in any games as a freshman ... Used the season as a redshirt year.

HIGH SCHOOL

Named the 2018 Kentucky Gatorade Player of the Year, 2018 Prep Hoops Kentucky Player of the Year, Bluegrass Preps Kentucky Player of the Year, Cincinnati Enquirer/

Northern Kentucky Player of the Year, Greater Cincinnati/Northern Kentucky Basketball Hall of Fame Player of the Year ... Led Covington Catholic to a state title and a 35-4 record his senior season ... Averaged 27.8 points with two 32-point games during the run ... Shot 63% from the field ... Tabbed the Kentucky Sweet Sixteen Most Valuable Player ... Set his high school's single-season program records for points (900), field goals (315) and 3s (107) ... Averaged 23.1 points per game as a senior and shot 48.4% from long range ... 3-point percentage ranked second in school history ... Capped his career scoring 1,651 points, which ranked fourth in school history ... Ninth all-time in Kentucky Sweet 16 scoring ... 2016 and 2017 King of the Bluegrass Holiday Classic All-Tournament Team ... 2017 Battle of the Villages All-Tournament ... 2019 Covington Catholic Dan Tieman Classic MVP ... Named the MVP of the Kentucky/Indiana Hall of Fame Game ... Named All-State by the Lexington Herald-Leader, Courier Journal, Bluegrass Preps, USA Today/American Family Insurance ... Team captain both his junior and senior seasons ... Named the 2017 Most Outstanding Player of the 35th District Boys Basketball Tournament ... 2016 and 2017 Northern Kentucky Coaches Association All-Star Team member ... 2017 Adidas AAU No. 1 Class of 2018 Top 3-point percentage shooter (.506) ... Also played baseball, football and golf ... Member of the Drug Free Club, Magnify Giving

Club and Ambassador Club ... Participated in numerous community service projects including Friars Club Coach/Mentor, Mentor of Boys of Hope, Habitat for Humanity, Meals on Wheels and served meals at local soup kitchens.

PERSONAL

Born July 10 in Cincinnati ... Parents are Chuck and Laura Fredrick ... Has a sister, Julia ... Chose Kentucky over North Carolina, Kansas and Gonzaga ... Major in community and leadership development ... Comes from a family of athletes ... Father played basketball at Rollins College ... An uncle, Joe, played basketball at Notre Dame ... An aunt, Maureen, played basketball at Xavier ... Grandfather, Charlie, played football at Notre Dame ... An uncle, Jerry, and grandfather, Reno Masotti, played baseball at Northwestern ... Plays video games or cards, hangs with friends or watches Netflix away from the court ... Favorite food is Skyline ... Off the court talents includes board games and puzzles ... Prays before every game ... Lil Baby or Drake is on his pregame set list ... First car he ever drove was a Jeep Wrangler ... Lists Wedding Crashers as his favorite movie ... His most memorable moment as a basketball player is winning the 2018 Kentucky High School Athletic Association state championship in Rupp Arena.

FREDRICK'S CAREER STATS

Year	GP-S	Min-Avg	FG-A	Pct	3FG-A	Pct	FT-A	Pct	Reb-Avg	PF-D	A	TO	Blk	Stl	Pts-Avg
2019-20	25-25	715-29.8	87-180	.483	47-102	.461	35-44	.795	48-1.9	43-0	69	32	5	17	256-10.2
2020-21	27-27	666-24.7	72-152	.474	36-76	.474	23-34	.676	29-1.1	25-0	52	10	4	10	203-7.5
TOTAL	53-53	1,381-26.1	159-332	.479	83-178	.466	58-78	.744	77-1.5	68-0	121	42	9	27	459-8.8



#31

KELLAN GRADY

6-5 • 205 • Graduate • Guard

Boston

Davidson College

2020-21 (DAVIDSON)

Became the sixth player in program history to score 2,000 or more points in his final game as a Wildcat ... Named an All-Atlantic 10 First Team performer ... Averaged 17.1 points, 4.6 rebounds and 2.4 assists per game while starting in all 22 games ... Scored in double figures in 19 games and made three or more 3s in 11 outings

... Recorded 32 points and six boards against George Mason ... Dished out a season-high-tying five assists to go along with 18 points at St. Bonaventure ... Logged three straight games with 20 or more points against Fordham (24), UMass (22) and Southern Virginia (25) ... In the game vs. Southern Virginia, tied his career high with seven 3-pointers ... Also set his season high with five assists in the game vs. UMass ... Tied his season high with seven rebounds vs. Fordham ... Scored 27 points with five 3s against Dayton ... Had 23 points and a season-high-tying seven boards vs. Charlotte ... Opened the season with 20 points, six rebounds and four assists vs. High Point.

2019-20 (DAVIDSON)

Named to the All-Atlantic 10 Second Team ... Averaged 17.2 points per game, which ranked fifth in the league ... Scored in double figures in a team-high 25 games ... Averaged 18.0 points per game against league foes ... Sunk three or more 3s in 11 games ... Over his final 11 games, averaged 20.6 points per game while shooting 51.7% from the floor ... Made 25 of 51 (49.0%) from long range during that stretch ... Scored 20 or more points in five straight games during that run ... Averaged 3.5 assists per game over the final eight games ... Logged 27 points at VCU ... Finished with 19 points and six boards at UMass ... Matched his season-high with 28 points in a quadruple overtime game at George Washington ... Logged 18 points and seven rebounds vs. Saint Louis ... Back-to-back games of seven rebounds vs. Coppin State



and at Northeastern ... Recorded his first-career double-double with 28 points and 10 rebounds against Marquette ... Totaled 24 points, six assists and a career-high four steals in a win over Nevada.

2018-19 (DAVIDSON)

Selected to the All-Atlantic 10 First Team ... National Association of Basketball Coaches All-District Team honoree ... Three-time Atlantic 10 Player of the Week ... Ranked third in the league with 17.3 points per game ... Topped double digits in 22 games, including 13 20-point efforts ... Sunk five or more 3s in five outings ... Capped the season with a season-high 31 points to go along with seven rebounds and four assists against Lipscomb in the NIT ... Totaled 23 points with five 3s at home against St. Bonaventure ... Had 25 and six boards points vs. Fordham ... Totaled 28 points and made 10 at the charity stripe at Fordham ... Scored 29 points with five treys at St. Bonaventure ... Scored 20 or more points in four straight against Northeastern (30), Charlotte (25), UNC Wilmington (25) and Winthrop (20) ... Opened the season with back-to-back games of 20 or more points with 24 against Cleveland State and 23 against Dartmouth.

2017-18 (DAVIDSON)

Named the Atlantic 10 Rookie of the Year ... Also was tabbed an All-Atlantic 10 Second Team performer and was named to the Atlantic 10 All-Rookie Team ... Made the Atlantic 10 All-Tournament Team ... Five-time Atlantic 10 Rookie of the Week honors ... Started in 32 of the 33 contests he appeared ... Just the second freshman in school history to begin his career with consecutive 20-point outings (John Gerdy) ... Second on the team and led the Atlantic 10 for freshmen with 18.0 points per game ... Shot 50.1% from the field and 37.2% from long range ... Hit 73 3-pointers ... Scored in double figures in 29 games and topped 20 points in 11 games ... Drained at least four 3s in eight games ... Had a career-high 39 points in Davidson's triple-overtime win at St. Bonaventure ... Hit a school-record 16 of 16 free throws against the Bonnies while playing 53 of the 55 minutes ... Scored 30 points at Duquesne ... 28 points and five

rebounds at home vs. Fordham ... Totaled 23 points and a season-high eight rebounds at George Washington ... Posted 26 points and six boards vs. La Salle ... 25 points with four made 3-pointers at Richmond ... Had 30 points on 12-of-19 shooting and five 3s against Akron in the Diamond Head Classic in Hawai'i ... Debuted in college with back-to-back 20 point games vs. Charleston Southern (23) and UNC Wilmington (24).

HIGH SCHOOL


Earned All-New England Preparatory School Athletic Council First Team honors as a senior at Northfield Mount Hermon in Gill, Massachusetts ... Also captured All-State First Team, ESPN Boston All-State First Team, Boston Globe All-Scholastic and Boston Herald Dream Team accolades ... Named a Catholic Conference All-Star and NEPSAC Class AAA Honorable Mention as a junior ... Was also a Catholic Conference All-Star in 2014 ... Helped his squad win the 2015 Massachusetts Division I state title and the 2016 New England Championship.

PERSONAL

Born Sept. 11 in Barnstable, Massachusetts ... Earned a degree in sociology at Davidson ... Pursuing an undergraduate certificate in business and economics at UK ... Parents are Rob and Danielle Grady ... Has two siblings, Liam and Kayla ... Launched CARE (College Athletes for Respect and Equality), a social justice initiative aimed at raising awareness about racial injustice and to promote and create change in equality ... Grandmother is Sophia Theresa Williams-de Bruyn, a former South African anti-apartheid activist ... She was the first recipient of the Women's Award for exceptional national service and is the last living leader of the Women's March ... Father, Rob, competed in track and field at Bucknell and American ... Chose No. 31 because his father wore it playing basketball in high school ... Lists his most prized possession as his Atlantic 10 Rookie of the Year trophy ... Stephen Curry has most influenced his life and is his favorite player ... When he's not on the court, he's hanging with his friends or watching his favorite TV shows ... Chose Kentucky over Virginia, Duke and North Carolina.

GRADY'S CAREER STATS

Year	GP-S	Min-Avg	FG-A	Pct	3FG-A	Pct	FT-A	Pct	Reb-Avg	PF-D	A	TO	Blk	Stl	Pts-Avg
2017-18	33-32	1163-35.2	219-437	.501	73-196	.372	82-102	.804	108-3.3	68-0	64	32	3	27	593-18.0
2018-19	30-30	1127-37.6	194-430	.451	58-170	.341	72-98	.735	134-4.5	46-0	57	50	5	31	518-17.3
2019-20	30-29	1074-35.8	185-400	.463	51-137	.372	94-118	.797	127-4.2	55-1	75	63	5	35	515-17.2
2020-21	22-22	756-34.4	136-289	.471	58-152	.382	46-68	.676	102-4.6	26-0	52	35	5	17	376-17.1
TOTAL	115-113	4120-35.8	734-1556	.472	240-655	.366	294-386	.762	471-4.1	195-1	248	180	18	110	2002-17.4


#23
BRYCE HOPKINS

6-6 • 220 • Freshman • Forward

Oak Park, Ill.

Fenwick High School

HIGH SCHOOL

A versatile combo-forward ... Considered a four-star prospect and consensus top-50 recruit ... Ranked as high as No. 33 overall by ESPN's recruiting services ... Averaged 24.4 points, 12.5 rebounds, 3.0 assists, 1.8

steals and 1.5 blocks per game as a senior ... Named the MaxPreps Illinois Player of the Year ... Also tabbed to the Chicago Land Prep Hoops All-State First Team ... Two-time Chicago League Player of the Year ... Named to the Jordan Brand Classic roster ... Also earned selection to the Allen Iverson Roundball Classic ... Most valuable player of the Catholic League and Fenwick won the Catholic League championship.

PERSONAL

Born Sept. 7 in Downers Grove, Illinois ... Parents are Karen and Clyde Hopkins ... Has two sisters, Brianna and Jasmine ... Nickname is B-Hop ... Major is communication ... Father played basketball at Tennessee Tech ... Participated in several community service events with his basketball team such as giving gifts and gift wrapping at Christmastime and packing meals for the less fortunate around Thanksgiving ... Away from the court, likes to play video games, hang out with his teammates and play pool or ping-pong ... Lists his most memorable moment as a basketball player as committing to Kentucky ... Favorite food is barbecue boneless wings ... Listens to Lil Durk, Lil Baby and Moneybagg Yo ... Notes his dad is his life's greatest influence because he's the reason why he's the basketball player and man he is today ... Chose No. 23 because of Michael Jordan and LeBron James ... Lists Malik Monk as his favorite former Wildcat ... Favorite movie is Like Mike.


#10
DAVION MINTZ

6-3 • 195 • Graduate • Guard

Charlotte, N.C.

Creighton University

2021-21

Southeastern Conference First-Year Academic Honor Roll member ... Declared for the 2021 NBA Draft but decided to return to school and take advantage of the COVID-19 extra season of eligibility, his sixth year in college ... One of 30 candidates for the Senior CLASS Award, which recognizes student-athletes who display excellence in the community, in the classroom, with their character and in competition ... One of three team captains ... Added valuable leadership both on and off the court on a young and inexperienced team ... Led the team in scoring with 11.5

points per game ... Led the Wildcats in scoring a team-high nine times ... Tied for the team lead with 17 double-figure scoring games ... Led UK with 56 3-pointers on 37.8% shooting, including 29 of 64 over the last eight games ... Finished with 77 assists, the top mark on the team ... Emerged as Kentucky's top scoring threat and go-to option late in games over the second half of the season ... Team-high-tying two games with 20 or more points ... Finished strong to close the season, averaging 16.7 points over the last six games with 24 combined 3-pointers on 47.1% shooting ... Hit multiple 3-pointers in 11 of the last 12 games ... Moving to the primary point guard spot for the last three games, dished out a combined 23 assists, the best three-game stretch of his career ... Posted 16 points on 6-of-10 shooting with four 3-pointers and a career-high-tying eight assists in the SEC Tournament loss to Mississippi State ... Ended the regular season with 20 points in 28 minutes vs. South Carolina, making 7 of 13 from the floor and setting a career high with six 3-pointers on 11 attempts ... Made five 3-pointers in less than a three-and-a-half minute span early in the second half vs. South Carolina to break the game open ... Also dished out seven assists vs. South Carolina ... Tied a career high and set a season high with eight assists at Ole Miss in his first game as the primary point guard ... Scored a season high and career-high-tying 21 points vs. Florida at home on 7-of-14 shooting to go along with a season-high three steals ... Fueled by five 3-pointers, totaled 15 points in the upset win at No. 19/20 Tennessee ... Recorded 18 points with four 3-pointers in addition to five boards at Vanderbilt ... Hit a crucial 3-pointer with 33 seconds to go to break a 77-77 tie in the 82-80 home win vs. Auburn ... Made three treys and scored 11 points in the loss vs. Arkansas,



nearly winning the game with a go-ahead 3-pointer in the game's final seconds ... Totaled 18 points on 6-of-12 shooting with four 3-pointers in the narrow loss at No. 18/17 Missouri ... Solid all-around game at No. 9/8 Alabama with 12 points, five rebounds and four assists ... Played a key part in the runaway victory at Florida with 13 points four assists and two steals ... Scored 11 points and hit the game-winning 3-pointer with 47 seconds left in the home victory vs. Vanderbilt ... Nearly willed Kentucky to a victory at rival Louisville with 19 points on 6-of-12 shooting, including four 3-pointers ... Also grabbed seven rebounds and recorded two steals vs. the Cardinals ... Making 6 of 11 shots, including three treys, scored 17 points in the loss vs. No. 22/21 North Carolina, plus grabbed a season-high eight rebounds ... Dished out six assists vs. Georgia Tech ... Scored 12 points in the narrow defeat vs. No. 7/5 Kansas ... Began his UK career with 10 points and three assists in the rout of Morehead State, his first game since March 2019 at Creighton after missing the 2019-20 season with an injury.

2019-20 (CREIGHTON)

Redshirted for Creighton's Big East champion team that finished 24-7 after battling ankle injuries throughout the season ... In a pre-season exhibition tour in Australia, averaged 13.3 points with a team-high 13 assists.

2018-19 (CREIGHTON)

Started all 35 games in the backcourt, averaging 9.7 points, 3.0 assists and 3.0 rebounds in 28.8 minutes per game ... Ranked second on the team with 40 steals, third with 60 free throws made and fourth with 43 3-pointers made ... Developed a defensive stopper's mentality while splitting time between point guard and off-guard roles ... Poured in a career-high 21 points and made 5 of 8 trifectas vs. No. 21 Marquette ... Opened his junior year with 10 points and five rebounds in a win over Western Illinois ... Scored 12 points vs. Ohio State ... Finished with seven points, five rebounds and four assists vs. Boise State ... Secured seven rebounds and added three steals at Oklahoma ... Contributed 15 points at No. 24 Nebraska ... Dished a season-best six assists and scored 13 points in win vs. UMKC ... Scored 16 points and added four rebounds and two steals at St. John's ... Scored 17 points in road win at Georgetown, adding five rebounds, three assists and two steals ... Had 14 points, six assists and six rebounds vs. Butler ... Grabbed season-high eight rebounds and scored 19 points, including CU's first eight in overtime, while playing all 45 minutes at No. 14 Villanova ... In that game against Villanova, he became the first Bluejay in the last 25 years to never leave the floor in an overtime game ... Scored 16 points and added six rebounds and five assists vs. Seton Hall ... Had 12 points in road win at DePaul ... His six steals in win at No. 10 Marquette were the most by a Bluejay since 2008.

2017-18 (CREIGHTON)

Started all but one game at point guard ... Averaged 6.1 points, 3.2 rebounds and a team-high 3.1 assists per game ... Led the Big East and ranked 15th nationally in assist-to-turnover ratio ... Also led the Big East in assist-to-turnover ratio in league play only ... Helped CU to a win over UCLA with 10 points and career-high

six rebounds ... Scored 10 points at No. 23 Seton Hall, making 4 of 5 shots ... Tied his season-high with 17 points at Georgetown, setting a personal best with four 3-point baskets ... Had a season-high seven assists with six rebounds in win over No. 19 Seton Hall ... Iced win at St. John's with two free throws with 13 seconds left in a 68-63 win ... Owned seven assists with no turnovers at No. 1 Villanova ... In 10 games vs. ranked teams, had 38 assists and only 10 turnovers ... Finished with 10 points, six assists and career-high nine rebounds vs. Villanova ... Recorded 14 points and six assists vs. Providence in the Big East Tournament ... Posted 10 points, five rebounds and three assists in NCAA Tournament game vs. Kansas State in his hometown of Charlotte.

2016-17 (CREIGHTON)

Started 12 of 29 appearances, averaging 3.3 points, 1.8 assists and 1.1 rebounds per game ... Averaged 1.7 points in 5.8 minutes per game during Creighton's first 19 games before averaging 4.5 points in 17.4 minutes per game in CU's final 16 contests ... In first game without injured teammate Maurice Watson Jr., had 17 points, eight assists and four rebounds off the bench vs. Marquette ... Started 12 of the last 14 games ... Only Creighton reserve under Greg McDermott with a game of at least 17 points and eight assists ... Made first career start vs. DePaul, when he had four points, two assists and a rebound in an 83-66 victory, becoming Creighton's first freshman point guard to start since Isacc Miles on March 4, 2007 ... Scored eight points in second half of win at No. 16 Butler, adding three assists ... Recorded eight points, two assists and two rebounds in Big East Tournament debut vs. Providence.

HIGH SCHOOL

Four-year starter in high school who scored more than 1,000 career points ... Named North Mecklenburg's Senior Male Athlete of the Year in 2015-16, as well as the Class of 2016 Student of the Year ... Three-time MECKA 8 Conference All-League and Lake Norman Weekly All-Area Team pick ... As a senior, named All-State First Team by the North Carolina Basketball Coaches Association ... Also tabbed Player of the Year in his district, as well as the 2016 Huntersville Herald Weekly Boys basketball Player of the Year ... Averaged 20.7 points, 6.9 assists, 5.4 rebounds and 1.9 steals per game as a senior as he helped his team to a 27-3 record ... Recorded 41 points and eight assists in his final regular-season game vs. Mallard Creek ... Topped that total a week later in a conference tournament semifinal when he scored 43 points and drained 10 three-pointers against Vance ... Finished with 25 points, 11 assists and 10 rebounds in a win against Richmond Senior in the second round of the state playoffs ... Led North Mecklenburg to a conference title as a junior, when he averaged 12.3 points, 4.2 rebounds and 2.8 assists per game ... His junior year team finished 23-4 and was ranked No. 1 in the state after a 13-0 start ... Averaged 9.3 points, 2.9 assists and 2.1 rebounds per game as a sophomore ... Played quarterback on the junior varsity football team as a high school freshman ... Earned honor-roll accolades in the classroom, where he was a member of the Top 100 Young Black High School Students of Charlotte and a North Carolina Boys State Delegate.

PERSONAL

Born June 30 in Gastonia, North Carolina ... Pursuing a graduate degree in kinesiology and health promotion ... Parents are Sean and Sandy Mintz ... Has three siblings, Da'Sean, Damare and Danali ... Godfather is NFL legend Randy Moss ... Chose his jersey number because

it means complete and is one of his favorite numbers ... Favorite movies are Home Alone and Home Alone 2: Lost in New York ... Listens to Eric Thomas, a hip-hop motivational preacher, R&B and gospel before games ... His most prized possession are his dogs ... Hidden talent is the ability to solve the Rubik's Cube.

MINTZ'S CAREER STATS

Year	GP-S	Min-Avg	FG-A	Pct	3FG-A	Pct	FT-A	Pct	Reb-Avg	PF-D	A	TO	Blk	Stl	Pts-Avg
2016-17	29-12	354-12.2	30-78	.385	9-25	.360	26-33	.788	32-1.1	35-0	52	34	4	15	95-3.3
2017-18	33-32	696-21.1	61-151	.404	19-54	.352	60-82	.732	104.32	44-1	102	36	3	14	201-6.1
2018-19	35-35	1009-28.8	119-286	.416	43-124	.347	60-83	.723	105-3.0	70-0	105	76	4	40	341-9.7
2020-21	25-21	769-30.8	96-242	.397	56-148	.378	40-61	.656	79-3.2	49-1	77	47	5	25	288-11.5
TOTAL	122-100	2828-23.2	306-757	.404	127-351	.362	186-259	.718	320-2.6	198-2	336	193	16	94	925-7.6


#20
ZAN PAYNE

6-4 • 215 • RS-Junior • Guard/Forward

Lexington, Ky.

Lexington Catholic High School

rehab from a knee injury he suffered at the end of his high school career ... Began practicing with the team in January.

2018-19

SEC First-Year Academic Honor Roll member ... Dean's List spring 2019 ... Used his first season as a redshirt year to recover from a knee injury he suffered at the end of his high school career.

HIGH SCHOOL

A highly-productive player out of Lexington Catholic High School ... 1,000-point scorer for the Knights ... Averaged 19.3 points and 8.7 rebounds per game as a senior ... Three-year starter and scored 1,282 career points, which ranks 14th all-time in program history ... Also collected 934 career rebounds and finished his career as the school's fourth all-time career leader in rebounds ... A knee injury in February of his senior season prematurely ended his career.

PERSONAL

Born March 23 in Cherry Hill, New Jersey ... First name is Alexander but goes by Zan ... Parents are Kenny and Michelle Payne ... Father, Kenny, was a former UK assistant from 2011-20 and current assistant with the New York Knicks ... Has a sister, Alexis ... Graduated with an undergraduate degree in communication in August of 2021 ... Is now pursuing an undergraduate certificate in business and economics ... Father played basketball at Louisville ... Enjoys playing Fortnite when he's not on the court ... Lists a definition of a true hero as someone who always does the right thing ... His dad has had the greatest influence on his life.

2021-21

Southeastern Conference Winter Academic Honor Roll member ... Graduated in August with a degree in communication ... Appeared in two games in 2020-21 after missing the first two seasons at UK rehabilitating from a knee injury suffered in high school Got onto the stats sheet with his first career points and two rebounds in three minutes of action in the regular-season finale vs. South Carolina ... Played in his first basketball game and made his UK debut vs. Morehead State in the season opener.

2019-20

SEC Winter Academic Honor Roll member ... Dean's List fall 2019, spring 2020 ... Did not play as he continued to

PAYNE'S CAREER STATS

Year	GP-S	Min-Avg	FG-A	Pct	3FG-A	Pct	FT-A	Pct	Reb-Avg	PF-D	A	TO	Blk	Stl	Pts-Avg
2020-21	2-0	4-2.0	1-2	.500	0-0	.000	0-0	.000	2-1.0	0-0	0	0	0	0	2-1.0
TOTAL	2-0	4-2.0	1-2	.500	0-0	.000	0-0	.000	2-1.0	0-0	0	0	0	0	2-1.0



#0 JACOB TOPPIN

6-9 • 200 • Junior • Forward
Brooklyn, N.Y.
University of Rhode Island

2020-21

Southeastern Conference First-Year Academic Honor Roll member ... Appeared in 24 of 25 games with two starts ... Originally slated to redshirt in 2020-21, became a key player off the bench for the Wildcats, impacting the game in key spurts in the scoring column and on the boards ... Averaged 5.2 points and 3.5 rebounds on the season ... Four games in double-figure scoring ... Made a greater impact as the season progressed, averaging 7.7 points and 4.4 rebounds in 23.0 minutes over the final seven regular-season games ... Came up with a career-high three steals in addition to five boards at Ole Miss ... Scored 11 points in 21 minutes in the home loss to Florida ... Recorded a career-high 16 points on 5-of-9 shooting in 23 minutes at Vanderbilt ... Totaled five points and a season-high seven rebounds in the home victory vs. Auburn ... Solid game vs. Arkansas with nine points and six rebounds ... Provided a spark in the loss at Auburn with 10 points and six rebounds ... Six rebounds to go along with five points in the home loss to Alabama ... Posted six points and six boards in the home win vs. Vanderbilt ... Went for 10 points and six rebounds in the narrow loss at rival Louisville ... Posted six points and three rebounds vs. No. 7/5 Kansas.

2019-20 (RHODE ISLAND)

Appeared in all 30 games, making three starts ... Immediate contributor for a Rhode Island team that went 21-9 on the season and finished 13-5 in the Atlantic 10

... Averaged 5.1 points and 3.9 rebounds per game ... Scored in double figures five times ... Showed an ability to stretch the floor with 13 3-pointers ... Started and scored nine points, grabbed six rebounds, had three assists and hit the game-winning free throws with 6.6 seconds left in a 76-75 win at Fordham ... Scored five points and grabbed two rebounds at Davidson ... Had 12 points, two rebounds and one block against Saint Joseph's ... Recorded four points and three rebounds at Dayton ... Posted six points and four rebounds at George Washington ... Scored seven points with four rebounds at St. Bonaventure ... Made his first career start and posted nine points and four rebounds against Davidson ... Scored a career-high 12 points with eight rebounds against Richmond ... Recorded five points and five rebounds vs. Western Kentucky ... Scored five points and grabbed five rebounds against Providence ... Had five points and six rebounds at West Virginia ... Scored four points and grabbed three rebounds against Manhattan ... Posted 10 points and three rebounds vs. LSU ... Scored 11 points and was 3 of 4 from 3-point range against Alabama ... Hauled in six rebounds at Maryland ... Scored 11 points, grabbed seven rebounds and blocked one shot in his collegiate debut against LIU Brooklyn.

HIGH SCHOOL


Averaged 15.6 points and 8.8 rebounds per game for Woodstock Academy his senior season ... Unranked prospect who received his first offer six months before signing a national letter of intent ... Was an All-Section honoree ... Also played football and volleyball ... Honor-roll student.

PERSONAL

Born May 8 in Brooklyn, New York ... Parents are Roni and Obadiah Toppin ... Has a brother, Obi, who was the consensus National Player of the Year in 2020 for Dayton and current New York Knick ... Major is communication ... Chose Kentucky over Oregon and Iowa State ... Lists his mother as his greatest influence ... Most memorable moment as a basketball player is playing against his brother during his freshman season of college at Rhode Island ... Chose No. 0 because it's always been his number ... Favorite food is Italian ... Pregame superstition is eating candy ... Off the court hobbies include playing video games ... Can play the piano.

TOPPIN'S CAREER STATS

Year	GP-S	Min-Avg	FG-A	Pct	3FG-A	Pct	FT-A	Pct	Reb-Avg	PF-D	A	TO	Blk	Stl	Pts-Avg
2019-20	30-3	556-18.5	55-129	.426	13-53	.245	29-45	.644	117-3.9	63-0	15	17	12	11	152-5.1
2020-21	24-2	412-17.2	44-99	.444	4-13	.308	32-41	.780	85-3.5	26-0	16	20	6	11	124-5.2
TOTAL	54-5	968-17.9	99-228	.434	17-66	.258	61-86	.709	202-3.7	89-0	31	37	18	22	276-5.1


#34

OSCAR TSHIEBWE

6-9 • 255 • Junior • Forward

Lubumbashi, Democratic Republic of the Congo

West Virginia University

2020-21 (WEST VIRGINIA/KENTUCKY)

Transferred to Kentucky midseason ... Ineligible to play the rest of the season due to NCAA transfer rules but practiced with the team beginning in February ... Appeared in 10 games at West Virginia and averaged 8.5 points and 7.8 rebounds per game ... Recorded a pair of double-doubles ... Registered 12 points and 15 boards against Northeastern in his final game at West Virginia ... Recorded 14 points and nine rebounds vs. top-ranked Gonzaga ... Posted 11 points and 16 rebounds against VCU.

2019-20 (WEST VIRGINIA)

Averaged 11.2 points and 9.3 rebounds per game in 31 starts as a freshman ... Named to the All-Big 12 Conference Second Team ... Unanimous Big 12 All-Freshman Team selection and also made the Big 12 All-Newcomer Team ... Selected to the National Association of Basketball Coaches District 8 First Team and the USBWA District II Team ... Academic All-Big 12 Rookie Team ... Also earned Garrett Ford Academic Honor Roll and the Big 12 Commissioner's Honor Roll team honors ... Led the Mountaineers in scoring and rebounding ... Team-high 19 games in double-digit scoring and team-best 10 double-doubles ... First in the Big 12 in offensive rebounds per game with 4.1 and second in overall rebounding ... Registered 13 double-figure efforts on the boards ... Led the nation in offensive rebounding percentage at 19.0% ... Earned Big 12 Newcomer of the Week three times ... Had a double-double with 16 points

and 12 rebounds in a win over No. 4 Baylor to end the regular season ... Also posted 11 points and 12 rebounds vs. the top-ranked Bears a month earlier ... Double-double with 16 points and 10 rebounds vs. Iowa State ... Also recorded a double-double with 13 points and 11 boards vs. Texas at home ... 17 rebounds and four blocks in a win over No. 22 Texas Tech ... Logged a 17-point, 17-rebound game at No. 3 Kansas ... Scored 19 points vs. Youngstown State ... Back-to-back double-doubles vs. Nicholls State (15 points and 11 rebounds) and Austin Peay (14 points and 10 boards) ... Monster game against Wichita State with 19 points and a career-high 18 rebounds ... Selected as the MVP of the Cancun Challenge, including a season-high 21 points against Boston ... Went for 20 points and 17 rebounds in just his second career game at Pitt.

HIGH SCHOOL

A McDonald's All American ... Posted a double-double in that game with 12 points and 10 rebounds in 18 minutes ... Also named to the Nike Hoop Summit World Team ... Ranked a five-star recruit and a top-25 senior ... Led Kennedy Catholic High School to a 27-3 record and a 6A state title as a senior ... Averaged 23.2 points per game his senior season ... Tallied 1,480 career points ... Named the Gatorade Pennsylvania Boys Basketball Player of the Year ... USA Today Pennsylvania All-State First Team selection ... Guided Kennedy Catholic to the Class 1A PIAA state championship as a junior ... Scored in double figures in every game during his junior campaign ... Averaged 21.3 points, 11.8 rebounds and 2.4 blocks per game for his AAU squad the ITPS Wildcats.

PERSONAL

Born Nov. 27 in Lubumbashi, Democratic Republic of the Congo ... Parents are Mbuyi and Kaya Rosalie Tshiebwe ... Has five siblings with three brothers, Bevi, Denphin and Debaba, and two sisters, Cenina and Maggie ... Major in communication ... Chose Kentucky over North Carolina State, Miami and Illinois ... Nickname is "Big O" ... Has a 7-foot-5 wingspan ... Hidden talent is the ability to ride a bike backwards ... Lists his parents as his greatest influence ... His favorite food is Fufu (Congolese food) ... He meditates and listens to music pregame ... Favorite movies are the Rush Hour trilogy ... Off-the-court hobbies include playing video games and listening to music ... Chose No. 34 because Hakeem Olajuwon is his favorite frontcourt player of all-time ... Lists Kobe Bryant as his all-time favorite player and Kevin Durant as his favorite current player ... Chose Kentucky over NC State, Miami (Fla.) and Illinois and originally considered UK out of high school.

TSHIEBWE'S CAREER STATS

Year	GP-S	Min-Avg	FG-A	Pct	3FG-A	Pct	FT-A	Pct	Reb-Avg	PF-D	A	TO	Blk	Stl	Pts-Avg
2019-20	31-31	717-23.1	123-223	.552	0-0	.000	102-144	.708	287-9.3	85-1	11	53	32	23	348-11.2
2020-21	10-10	200-20.0	34-65	.523	0-0	.000	17-28	.607	78-7.8	25-1	7	12	4	4	85-8.5
TOTAL	41-41	917-22.4	157-288	.545	0-0	.000	119-172	.692	365-8.9	110-2	18	65	36	27	433-10.6



#55

LANCE WARE

6-9 • 225 • Sophomore • Forward

Camden, N.J.

Camden High School

2020-21

Key reserve for the Wildcats who added physicality and quality rebounding ... Appeared in 21 games and made three starts ... Scored 41 points, hauled in 63 rebounds, totaled 11 blocks, corralled six steals and dished out eight assists ... Led the team in rebounds in two games and in blocks twice ... Also paced the team in steals once ... Produced a pair of double-figure rebounding efforts ... Grabbed four rebounds in the Southeastern Conference Tournament game against Mississippi State ... Played 29 minutes and recorded a career-high eight points, 10 rebounds and a career-high three blocks at No. 18/17 Missouri ... Totaled seven points and a pair of rebounds in the win over LSU ... Scored four points, had four rebounds and logged a block, a steal and an assist in the loss at

Auburn ... Notched four points, a career-high 13 rebounds and a career-best four assists in the double-overtime win at Mississippi State ... Posted four points, four rebounds and a blocked shot at Louisville ... Breakout game came against No. 22/21 North Carolina with four points, seven rebounds and two steals in 21 minutes of action ... Scored his first career point with a free throw against Georgia Tech ... Had five rebounds, two blocks and a steal in his collegiate debut against Morehead State.

HIGH SCHOOL

Led high school team to a 29-1 record his senior season ... Averaged 11.8 points, 7.9 rebounds, 1.3 assists, 1.4 steals and 1.3 blocks for a team that won its final 25 games ... Squad claimed the South Jersey, Group 2 championship and the No. 1 spot in the final NJ.com Top 50 rankings ... Named the NJ.com Player of the Year and was a NJ.com All-State First Team selection ... Averaged 11.4 points, 6.0 rebounds and 1.3 blocks per game during the Nike Elite Youth Basketball League in 2019 ... Also performed well at the Peach Jam finals in 2019, averaging 14.4 points, 6.4 rebounds and 2.4 blocks per game ... Selected to the Allen Iverson Roundball Classic ... Four-star prospect ranked as high as No. 36 in the class by Rivals.

PERSONAL

Born Feb. 8 in Edgewater Park, New Jersey ... Parents are Monique Ripka and Stephen Ware ... Has two siblings, Shataya and Stefon ... Major is undeclared/exploratory studies in agriculture ... Chose Kentucky over Michigan, Ohio State, Providence and Miami ... Lists his parents as his life's greatest influences ... Chose No. 55 because it is unique ... Favorite show on Netflix is All-American ... Listens to Drake before games ... Lists Michael Kidd-Gilchrist as his favorite former UK player ... His most memorable moment as a basketball player is going 29-1 his final season of high school ... Enjoys playing Call of Duty when he's not playing basketball.

WARE'S CAREER STATS

Year	GP-S	Min-Avg	FG-A	Pct	3FG-A	Pct	FT-A	Pct	Reb-Avg	PF-D	A	TO	Blk	Stl	Pts-Avg
2020-21	21-3	253-12.0	13-32	.406	0-0	.000	15-27	.556	63-3.0	41-1	8	19	11	6	41-2.0
TOTAL	21-3	253-12.0	13-32	.406	0-0	.000	15-27	.556	63-3.0	41-1	8	19	11	6	41-2.0


#3
TYTY WASHINGTON JR.

6-3 • 197 • Freshman • Guard

Phoenix

AZ Compass Prep School

HIGH SCHOOL

Named the MaxPreps Arizona Player of the Year ... Averaged 24.0 points, 7.0 assists and 6.0 rebounds per game for AZ Compass Prep, which finished 30-2 during his senior

season ... Connected on 48% of his shots, including 41% from 3-point range and 88% from the free-throw line ... Suited up for Team Loyalty at the 2021 Iverson Roundball Classic in Memphis ... Won the 3-point shooting contest at the event and scored a game-high 22 points ... Named to the All-Tournament Team at GEICO Nationals ... Registered 22 points, 10 rebounds and five assists in the quarterfinals and had 15 points and five assists in a loss to No. 1 Montverde Academy in the semifinals ... Five-star prospect ... Ranked as high as the No. 14 overall player by Rivals and ESPN and second at his position by ESPN ... Tabbed the No. 19 overall player by 247Sports.

PERSONAL

Born Nov. 15 in Phoenix ... Parents are Felicia Caldwell and Tyrone Washington Sr. ... Has two siblings, Tatyana and Tyrique ... Major is community and leadership development ... Lists his parents as his life's greatest influences ... Chose No. 3 because it was Allen Iverson's number ... Favorite show on Netflix is On My Block ... Says a prayer before games ... Lists Devin Booker as his favorite former UK player ... Favorite meal is shrimp alfredo ... Dunked for the first time at age 16 in physical education class ... Off-the-court talents include rapping ... Learned that winning takes sacrifices when watching "The Last Dance."


#25
KAREEM WATKINS

5-8 • 170 • Sophomore • Guard

Camden, N.J.

Kingsway Regional High School

2020-21

Joined the team as a walk-on ... Made one appearance, logging two minutes in Kentucky's dominating regular-season finale victory over South Carolina.

HIGH SCHOOL


Appeared in all 26 games for Kingsway Regional during his senior season ... Averaged 8.7 points per game ... Notched 11 double-figure scoring efforts and knocked down multiple 3-pointers in 12 games ... Scored a season-high 19 points on six made 3s with four assists against Woodstown ... Also posted 16 points, five rebounds and four assists at Clearview and recorded 15 points, six boards and five dimes vs. Cumberland ... Dished out four or more assists in 14 games ... Produced three or more steals in 10 games ... Helped advance Kingsway to the 2020 New Jersey State Interscholastic Athletic Association Group 4 Championship field of 64.

PERSONAL

Born Feb. 3 in Camden, New Jersey ... Mother is Syreeta Brittingham ... Stepfather is Dajuan Wagner, former Memphis star who played for John Calipari ... Has two siblings, Dayonni and Dajuan Jr. ... Major is finance ... Off the court talent includes juggling ... Lists his parents as the two people who have influenced him the most ... When he's not playing basketball he's watching it ... Listens to NBA YoungBoy, Polo G and Lil Durk pregame ... Chicken is his favorite food ... Lists Kemba Walker as his favorite NBA player and Tyler Ulis as his favorite former UK player.

WATKINS' CAREER STATS

Year	GP-S	Min-Avg	FG-A	Pct	3FG-A	Pct	FT-A	Pct	Reb-Avg	PF-D	A	TO	Blk	Stl	Pts-Avg
2020-21	1-0	2-2.0	0-0	.000	0-0	.000	0-0	.000	0-0.0	0-0	0	0	0	0	0-0.0
TOTAL	1-0	2-2.0	0-0	.000	0-0	.000	0-0	.000	0-0.0	0-0	0	0	0	0	0-0.0



#2

SAHVIR WHEELER

5-9 • 180 • Junior • Guard

Houston

Houston Christian High School School

2020-21 (GEORGIA)

An All-Southeastern Conference Second Team selection by both the coaches and the Associated Press ... Started all 26 games ... Averaged 14.0 points, 7.4 assists and 3.8 rebounds per game ... Led the team in points, assists and steals per game (1.7) ... Set Georgia's single-season assists record with 193 assists ... It bettered the previous mark of 169 set by Perth Robinson in 1995 ... Led the league in assists per game and assist-to-turnover ratio ... He ranked fifth nationally in assists per game ... Became just the fourth player in the 2000s to lead the league in both assists per game and assist-to-turnover ratio ... Recorded 22 double-figure scoring games ... Posted the program's first-ever triple-double with 14 points, 13 assists and 11 rebounds against LSU ... Tallied eight double-doubles ... Dished out an SEC Tournament record 13 assists against Missouri ... Recorded 18 points and 10 assists against Alabama in the regular-season finale ... Totaled a career-high 27 points along with a career-best five steals at Florida ... Posted 10 points and 10 assists at home against the Gators ... Notched 18 points and nine assists at Ole Miss ... Logged 21 points and 10 assists at LSU ... Began the season with three straight double-doubles ... Had 21 points and 10 assists against Jacksonville ... Scored 17 points and passed out 10 assists vs. North Georgia ... Opened the season with 12 points and 12 assists against Florida A&M.

2019-20 (GEORGIA)

Appeared in all 31 games as a freshman at Georgia ... Made 17 starts ... Set Georgia's freshman assists record with 139 dimes, topping the old mark of 133 set by Litte-

rial Green in 1989 ... Averaged 9.0 points, 4.5 assists and 2.5 rebounds per game ... 11 double-figure scoring games ... Ranked 87th nationally in assists per game and also sixth among freshmen ... Fourth in the SEC in assists per game ... Earned SEC Freshman of the Week honors on Dec. 23 ... Sunk a halfcourt buzzer-beater in the SEC Tournament, which was the No. 1 moment on Sportscenter's Top 10 plays ... Had a season-high 24 points in an overtime loss to Alabama ... Logged 16 points at Florida ... Had a pair of layups at the end of both overtimes against SMU ... Scored with four seconds remaining in the first overtime period to tie the game and then scored again with 1.9 seconds to go in the second overtime to secure the win vs. SMU ... Posted nine points and eight assists in that win over the Mustangs ... Scored 19 points in the season opener against Western Carolina, equaling the third-most points ever scored by a freshman in program history ... It trailed only Dominique Wilkins (26) and Anthony Edwards (24).

HIGH SCHOOL

Two-time state champion at Houston Christian High School in Houston ... High school squad combined to go 61-13 in 2018 and 2019 ... All-time steals and assists leader ... School record holder for points in a game (47), assists (18) and 3s (10) ... Selected as the co-MVP of the 2019 Big Baller Brand All-America Game, where he posted 34 points and dished out eight assists ... Named the Houston Private School MVP by the Houston Chronicle ... Four-time All-State selection ... Three-time team MVP ... Was a four-star recruit ... Ranked the No. 78 player by ESPN, No. 88 by Rivals and No. 93 by 247Sports in his signing class.

PERSONAL

Born Jan. 17 in New York ... Pursuing a degree in communication ... Parents are Teddy and Jacqueline Wheeler ... Has five siblings, Sage, Montana, Lincoln, Lola and Liv ... An uncle, Bernard Wheeler, played basketball at the University at Buffalo ... Chose his jersey number because it was the first number he received in any sport ... Favorite movies are The Dark Knight and The Dark Knight Rises ... Pregame superstitious include taking a shower before leaving for the arena and listening to music ... His favorite food is chicken wings ... Lists Kobe Bryant as his favorite basketball player ... His dad has been his life's greatest influence ... Dunked for the first time at age 17 at the Houston Christian High School practice gym ... Chose Kentucky over Kansas, Oklahoma State and LSU.

WHEELER'S CAREER STATS

Year	GP-S	Min-Avg	FG-A	Pct	3FG-A	Pct	FT-A	Pct	Reb-Avg	PF-D	A	TO	Blk	Stl	Pts-Avg
2019-20	31-17	846-27.3	103-218	.472	16-50	.320	58-83	.699	76-2.5	85-1	139	91	0	26	280-9.0
2020-21	26-26	906-34.8	135-338	.399	18-80	.225	76-103	.738	100-3.8	70-3	193	115	1	44	364-14.0
TOTAL	57-43	1752-30.7	238-556	.428	34-130	.262	134-186	.720	176-3.1	155-4	332	206	1	70	644-11.3

COACHING STAFF BIOS



JOHN CALIPARI

Head Coach • 13th Season at UK

Hired: March 31, 2009

Date of Birth: Feb. 10, 1959

Hometown: Moon Township, Pa.

Wife: Ellen Calipari

Children: Erin Sue, Megan Rae, Bradley Vincent

Education: Clarion, 1982

Degree: Marketing

A “players-first” coach with a penchant for helping people reach their dreams, John Calipari, a Naismith Memorial Basketball Hall of Famer, has guided six teams to the Final Four, led one to a national championship and helped 54 players earn selection in the NBA Draft during his 29-year college coaching career.

Calipari guided Kentucky to its eighth national championship and his first national title in 2012. In becoming only the second coach in NCAA history to lead three different schools to the Final Four, he has racked up nearly 800 on-court victories, 20 NCAA Tournament on-court appearances, six Final Fours and numerous national coach of the year honors.

From UMass to Memphis and now Kentucky, Calipari’s career has been successful throughout, but his most recent run in Lexington has been the best stretch of his career. During Calipari’s 12 seasons at UK, he leads all coaches in NCAA Tournament wins (31), Final Fours (four), Elite Eights (seven) and Sweet 16s (eight).

In 2015, Coach Cal led college basketball’s first ever 38-0 team and became one of just three coaches to make four Final Fours in a five-year span. At the end of the season, Calipari – named the College Basketball Coach of the Decade (2010s) by Sporting News – became the 96th coach to join the Naismith Memorial Basketball Hall of Fame.

While building a program out of obscurity at Massachusetts, laying the foundation at Memphis and restoring luster at the sport’s greatest program at Kentucky, he totaled the second-most wins in NCAA history in the first 20 years of a college coaching career.

Quite honestly, though, Calipari’s on-court success overshadows a much more significant picture.

In his goal to lead a players-first program, he has helped nearly 60 young men realize their dreams and

THE CALIPARI FILE

COACHING CAREER

Kansas, assistant coach	1983-85
Pittsburgh, assistant coach.....	1986-88
UMass, head coach	1989-96
New Jersey Nets (NBA), head coach.....	1997-99
Philadelphia 76ers (NBA), assistant coach	2000
Memphis, head coach	2001-09
Kentucky, head coach	2010-pres.

UMASS, HEAD COACH

1988-89	10-18	.357	
1989-90	17-14	.548	NIT
1990-91	20-13	.606	NIT Final Four
1991-92	30-5	.857	A-10 Champ (R/T); NCAA Sweet 16
1992-93	24-7	.774	A-10 Champ (R/T); NCAA 2nd Rd.
1993-94	28-7	.800	A-10 Champ (R/T); NCAA 2nd Rd.
1994-95	29-5	.853	A-10 Champ (R/T); NCAA Elite 8
1995-96*	31-1	.969	A-10 Champ (R/T); NCAA Final Four
Totals:	189-70	.730	

NEW JERSEY NETS, HEAD COACH

1996-97	26-56	.317	
1997-98	43-39	.524	NBA Playoffs
1998-99	3-17	.150	
Totals:	72-112	.391	

MEMPHIS, HEAD COACH

2000-01	21-15	.583	NIT Final Four
2001-02	27-9	.750	C-USA Nat’l Div. Champ; NIT Champ
2002-03	23-7	.767	C-USA Nat’l Div. Champ; NCAA
2003-04	22-8	.733	C-USA Champ (R); NCAA 2nd Rd.
2004-05	22-16	.579	NIT Final Four
2005-06	33-4	.892	C-USA Champ (R/T); NCAA Elite 8
2006-07	33-4	.892	C-USA Champ (R/T); NCAA Elite 8
2007-08*	0-1	.000	C-USA Champ (R/T); NCAA Finals
2008-09	33-4	.892	C-USA Champ (R/T); NCAA Sweet 16
Totals:	214-68	.759	

KENTUCKY, HEAD COACH

2009-10	35-3	.921	SEC Champ (R/T); NCAA Elite 8
2010-11	29-9	.743	SEC Champ (T); NCAA Final Four
2011-12	38-2	.950	SEC Champ (R); NCAA Champion
2012-13	21-12	.636	NIT
2013-14	29-11	.725	NCAA Runner-Up
2014-15	38-1	.974	SEC Champ (R/T); NCAA Final Four
2015-16	27-9	.711	SEC Champ (R/T); NCAA 2nd Rd.
2016-17	32-6	.842	SEC Champ (R/T); NCAA Elite 8
2017-18	26-11	.703	SEC Champ (T); NCAA Sweet 16
2018-19	30-7	.811	NCAA Elite 8
2019-20	25-6	.806	SEC Champ (R);^
2020-21	9-16	.360	
Totals	339-93	.785	

ON-COURT NCAA TOTALS

16 Regular-Season Conference Titles
 15 Tournament Conference Titles
 18 NCAA Tournaments
 All-Time NCAA Record: 742-231 (.763)

*-season includes games later vacated due to NCAA sanctions;
 ^actual on-court records were 35-2 in 1995-96 and 38-2 in 2007-08. NCAA Tournament appearances were also vacated in 1996 and 2008. Actual on-court won-lost record overall is 784-233 for a .781 winning percentage.

^2019-20 postseason canceled due to COVID-19 pandemic



reach the NBA level with 54 players earning NBA Draft selections, including a record five first-round draft picks in 2010. Two years later, six Wildcats heard their names called at the 2012 draft, the most in the two-round draft era. UK, with Calipari's help, would tie those six picks again in 2015, including a record-tying four lottery selections. His four No. 1 overall picks (Derrick Rose, John Wall, Anthony Davis and Karl-Anthony Towns) are more than any other coach, and he's had 43 players drafted during his first 12 years at Kentucky, including 32 first-round picks.

Calipari's players have entered the league NBA-ready. His players have garnered 26 All-Star selections -- all since 2010 -- with Davis winning the game's MVP honor in 2017. Rose was named MVP in 2011. Six of his players have been tabbed All-NBA (Rose, Wall, Davis, Towns, DeMarcus Cousins and Julius Randle), three have been named NBA Rookie of the Year (Rose, Towns and Tyreke Evans), and 15 players from Calipari's first 11 teams at Kentucky have made the NBA All-Rookie teams. UK has produced more All-NBA, more NBA All-Rookie and more NBA All-Defensive players than any other school in the Calipari era.

Much like he did at UMass, where his players graduated at nearly 80%, Calipari has stressed academics. Fifteen of his last 18 seniors at Memphis earned their bachelor's degrees, and all 23 players at UK who were eligible to graduate by the end of their senior years walked away with a diploma in hand, including five players who earned their degree in just three years. Calipari's teams routinely have posted a combined team grade-point average of 3.0 or better.

Calipari has raised millions of dollars to help the lives of those in need in the Commonwealth and beyond. He has had a particular passion to assist those impacted by natural disasters. For instance, in 2010, he used a telethon to raise more than \$1 million for victims of the devastating earthquake in Haiti. He followed that up with telethons in 2012, raising \$1 million for victims of Super-

storm Sandy, and in 2017, for victims of Hurricane Harvey.

Calipari launched his foundation in 2012, and since then the foundation has worked with several key partners and donated more than \$1.5 million, a figure that does not include matching funds that have been contributed from individuals and corporations. In 2013, Calipari initiated hosting an annual alumni weekend around his basketball fantasy experience with the intent to raise money for charity. After generating \$350,000 for selected organizations and charities during the inaugural game, the weekend has generated millions of dollars for charity since its inception.

In 2019, when federal workers were without pay due to a government shutdown, he, his wife and his foundation assisted workers with financial help and grocery gift cards. He and his wife, Ellen, teamed up with Fayette County Public Schools to help families in need during the COVID-19 pandemic.

His latest efforts include spearheading the creation of the John McLendon Minority Leadership Initiative, a nationwide coach-driven initiative to provide minorities a jump-start to their careers through practical experiences, opportunities to build their network and instilling the values of John McLendon: integrity, education, leadership and mentorship. Calipari was recently awarded a National Association of Basketball Coaches Guardians of the Game Pillar Award for inclusion for his work with the MLI.

In 2017, Coach Cal was named the head coach of the 2017 USA Basketball Men's U19 World Cup Team, which finished third at the 2017 FIBA U19 World Cup in Cairo.

Author of five books, including the New York Times Best Seller "Players First: Coaching from the Inside Out," Calipari is a master of communication and maximizing talent. He lives by the motto that "it's never a matter of how far you have fallen, but instead it's about how high you bounce back."

CALIPARI VS. ALL OPPONENTS

Abilene Christian 1-0	Charlotte..... 2-3	Evansville..... 0-1	Illinois 1-1
Alabama 17-6	Chattanooga..... 2-0	Fairfield..... 1-0	Illinois State 1-0
Albany..... 1-0	Christian Brothers..... 2-0	Fairleigh Dickinson 1-0	Indiana..... 3-2
Arizona 1-1	Cincinnati..... 6-7	Florida 20-9	Iowa 0-1
Arizona State 2-1	Cleveland State..... 4-0	Florida State 1-1	Iowa State..... 2-0
Arkansas 13-7	Coastal Carolina..... 1-0	Florida Tech 0-1	Lamar 2-0
Arkansas-Little Rock 3-0	Colorado 1-1	Fordham 5-0	Kansas..... 4-7
Arkansas-Pine Bluff..... 1-0	Colorado State..... 0-1	Fort Wayne 1-0	Kansas State 2-1
Arkansas State 4-0	Columbia 1-0	Furman 1-0	Keene State 1-0
Auburn..... 13-5	Coppin State 1-0	George Mason 1-0	Kentucky 2-4
Austin Peay..... 6-1	Cornell 1-0	George Washington..... 8-9	La Salle..... 3-0
Baylor 1-2	Dartmouth..... 1-0	Georgetown..... 2-1	Lafayette (Pa.)..... 1-0
Belmont 2-0	Davidson..... 1-0	Georgia 19-3	Lamar 5-0
Boise State..... 1-0	Dayton 1-0	Georgia Tech..... 2-2	LIU-Brooklyn..... 1-0
Boston 7-1	DePaul 4-2	Gonzaga..... 4-0	Lipscomb 1-0
Boston College..... 2-0	Detroit 1-0	Grand Canyon..... 1-0	Long Beach State 1-0
Bradley 1-0	Drexel 2-0	Hampton..... 1-0	Louisiana Tech 1-1
Bucknell 1-0	Duke 1-3	Hartford 2-0	Louisville..... 17-8
Buffalo 3-0	Duquesne 12-4	Harvard 2-0	Lowell 2-1
BYU 1-0	East Carolina..... 7-0	Hofstra..... 1-0	Loyola 1-0
Cal State Northridge..... 1-0	East Tennessee State ... 4-0	Holy Cross..... 4-1	LSU..... 13-3
Canisius 1-0	Eastern Kentucky 4-0	Houston 17-3	Manhattan..... 2-0
Central Conn. State..... 2-0	Eastern Michigan..... 2-0	Howard 1-0	Marist 2-0



Marquette	3-1	South Connecticut	1-0
Marshall	6-0	Southeastern Louisiana..	3-0
Maryland	5-3	Southern Illinois	1-0
Memphis	1-0	Southern Miss	15-4
Miami (Fla.)	0-1	Southwest Texas State..	1-0
Miami (Ohio)	2-0	St. Bonaventure	17-1
Michigan	1-0	St. John's	1-0
Michigan State	3-1	St. Joseph's	15-5
Middle Tennessee State..	3-0	St. Mary's	1-0
Milwaukee	1-0	St. Peter's	1-0
Mississippi State	15-0	Stanford	3-2
Mississippi Valley State..	1-0	Stephen F. Austin	1-0
Missouri	10-4	Stony Brook	1-0
Monmouth	2-0	Syracuse	3-2
Montana State	1-0	TCU	7-1
Morehead State	3-0	Temple	13-11
Mount St. Mary's	1-0	Tennessee	18-13
Murray State	1-0	Tennessee State	1-0
Nevada	1-0	Tennessee Tech	1-0
New Hampshire	5-0	Texas	2-2
New Mexico	1-0	Texas A&M	10-3
New Orleans	1-0	Texas Tech	1-0
NJIT	1-0	Towson State	1-0
North Carolina	7-4	Troy	1-0
North Carolina State	1-0	Tulane	16-0
North Dakota	1-0	Tulsa	11-1
North Texas	1-0	UAB	15-3
Northeastern	3-1	UCF	5-0
Northern Kentucky	2-0	UCLA	4-4
Northwestern State	1-0	UConn	2-5
Notre Dame	2-2	UIC	1-0
Oakland	1-0	UMass	1-0
Ohio State	1-3	UNC Asheville	2-0
Oklahoma	5-1	UNC Greensboro	2-0
Oklahoma State	0-2	UNC Wilmington	1-0
Old Dominion	2-0	USF	10-1
Ole Miss	16-5	Utah	2-2
Oral Roberts	1-0	Utah Valley	2-0
Oregon State	1-0	UTEP	5-0
Pennsylvania	3-0	UT Arlington	3-0
Penn State	4-4	UT Martin	5-0
Pepperdine	1-0	Valparaiso	1-0
Pittsburgh	2-1	Vanderbilt	21-4
Portland	3-0	Vermont	3-0
Princeton	2-0	Villanova	2-0
Providence	3-1	Virginia	0-1
Purdue	2-1	Virginia Tech	3-0
Rafford	1-0	VMI	1-0
Rhode Island	16-2	Wake Forest	2-1
Rice	4-0	Washington	1-0
Richmond	1-1	West Virginia	13-7
Rider	1-0	Western Kentucky	2-0
Robert Morris	1-1	Wichita State	2-0
Rutgers	11-4	Winthrop	3-0
Saint Louis	4-3	Wisconsin	1-1
Sam Houston State	1-0	Wofford	2-0
Samford	3-0	Wright State	1-0
Santa Clara	1-0	Xavier	2-2
Savannah State	1-0	Yale	1-0
Seton Hall	1-1		
Siena	4-0		
SMU	7-0		
South Carolina	15-4		
Southern Cal	2-0		

CALIPARI AWARDS

- 2021 NABC Guardians of the Game Pillar Award (Inclusion)
- 2020 SEC Coach of the Year (Coaches)
- 2020 USBWA District IV Coach of the Year
- 2020 NABC District 20 Coach of the Year
- 2018 Naismith Memorial Basketball Hall of Fame 'Service Above Self' Honoree
- 2018 NABC Metropolitan Award
- 2015 Naismith Memorial Basketball Hall of Fame Inductee
- 2015 Associated Press National Coach of the Year
- 2015 Naismith National Coach of the Year
- 2015 NABC National Coach of the Year
- 2015 The Sporting News National Coach of the Year
- 2015 Adolph Rupp National Coach of the Year
- 2015 SEC Coach of the Year (AP/Coaches)
- 2015 USBWA District IV Coach of the Year
- 2012 Nell & John Wooden Coach of the Year Leadership Award
- 2012 Naismith National Coach of the Year Finalist
- 2012 SEC Coach of the Year (AP/Coaches)
- 2010 Adolph Rupp National Coach of the Year
- 2010 Naismith National Coach of the Year Finalist
- 2010 SEC Coach of the Year (AP)
- 2010 Sporting News SEC Coach of the Year
- 2010 Yahoo! Sports SEC Coach of the Year
- 2010 USBWA District IV Coach of the Year
- 2009 NABC National Co-Coach of the Year
- 2009 Sports Illustrated National Coach of the Year
- 2009 Phelan National Coach of the Year
- 2009 Iba National Coach of the Year Finalist
- 2009 C-USA Coach of the Year
- 2008 Naismith National Coach of the Year
- 2008 C-USA Coach of the Year
- 2008 Iba National Coach of the Year Finalist
- 2008 Phelan National Coach of the Year Finalist
- 2007 Phelan National Coach of the Year Finalist
- 2007 USBWA District IV Coach of the Year
- 2007 Basketball Times S. Region Coach of the Year
- 2006 C-USA Coach of the Year
- 2004 NABC District VII Coach of the Year
- 1996 Naismith National Coach of the Year
- 1996 NABC National Coach of the Year
- 1996 The Sporting News National Coach of the Year
- 1996 Atlantic 10 Coach of the Year
- 1995 Naismith National Coach of the Year Finalist
- 1994 Naismith National Coach of the Year Finalist
- 1994 Atlantic 10 Coach of the Year
- 1993 USBWA District I Coach of the Year
- 1993 Atlantic 10 Coach of the Year
- 1992 Eastern Basketball Coach of the Year



ALL-TIME CALIPARI DRAFT PICKS

Player (School)	Round	Year (Overall)
Bam Adebayo (UK)	First	2017 (14)
Eric Bledsoe (UK)	First	2010 (18)
Devin Booker (UK)	First	2015 (13)
Brandon Boston Jr. (UK)	Second	2021 (51)
Antonio Burks (MEM)	Second	2004 (36)
Marcus Camby (UMASS)	First	1996 (2)
Rodney Carney (MEM)	First	2006 (16)
DeMarcus Cousins (UK)	First	2010 (5)
Willie Cauley-Stein (UK)	First	2015 (6)
Anthony Davis (UK)	First	2012 (1)
Hamidou Diallo (UK)	Second	2018 (45)
Joey Dorsey (MEM)	Second	2008 (33)
Chris Douglas-Roberts (MEM)	Second	2008 (40)
Robert Dozier (MEM)	Second	2009 (60)
Tyreke Evans (MEM)	First	2009 (4)
De'Aaron Fox (UK)	First	2017 (5)
Shai Gilgeous-Alexander (UK)	First	2018 (11)
Archie Goodwin (UK)	First	2013 (29)
Josh Harrellson (UK)	Second	2011 (45)
Andrew Harrison (UK)	Second	2015 (44)
Tyler Herro (UK)	First	2019 (13)
Isaiah Jackson (UK)	First	2021 (22)
Dakari Johnson (UK)	Second	2015 (48)
Keldon Johnson (UK)	First	2019 (29)
Terrence Jones (UK)	First	2012 (18)
Enes Kanter (UK)	First	2011 (3)
Michael Kidd-Gilchrist (UK)	First	2012 (2)
Brandon Knight (UK)	First	2011 (8)
Kevin Knox (UK)	First	2018 (9)
Skal Labissiere (UK)	First	2016 (28)
Doron Lamb (UK)	Second	2012 (42)
DeAndre Liggins (UK)	Second	2011 (53)
Trey Lyles (UK)	First	2015 (12)
Tyrese Maxey (UK)	First	2020 (21)
Darius Miller (UK)	Second	2012 (46)
Malik Monk (UK)	First	2017 (11)
Jamal Murray (UK)	First	2016 (7)
Nerlens Noel (UK)	First	2013 (6)
Daniel Orton (UK)	First	2010 (29)
Patrick Patterson (UK)	First	2010 (14)
Immanuel Quickley (UK)	First	2020 (25)
Julius Randle (UK)	First	2014 (7)
Nick Richards (UK)	Second	2020 (42)
Lou Roe (UMass)	Second	1995 (30)
Derrick Rose (MEM)	First	2008 (1)
Marquis Teague (UK)	First	2012 (29)
Karl-Anthony Towns (UK)	First	2015 (1)
Tyler Ulis (UK)	Second	2016 (34)
Jarrod Vanderbilt (UK)	Second	2018 (41)
Dajuan Wagner (MEM)	First	2002 (6)
John Wall (UK)	First	2010 (1)
PJ Washington (UK)	First	2019 (12)
Shawne Williams (MEM)	First	2006 (17)
James Young (UK)	First	2014 (17)



JAMES "BRUISER" FLINT

Associate to the Head Coach • First Season/Second Overall at UK

Hometown: Philadelphia

Education: St. Joseph's, 1987

1988-89: Coppin State, Assistant Coach

1990-96: UMass, Assistant Coach

1997-2001: UMass, Head Coach

2002-16: Drexel, Head Coach

2018-20: Indiana, Assistant Coach

2020: Kentucky, Assistant Coach

PRESENT: Kentucky, Associate to the Head Coach

Years listed by season, not date of hire

James "Bruiser" Flint, a former John Calipari assistant with more than 30 years of coaching experience at the head coach and assistant levels, joined the staff as an assistant coach for the 2020-21 season. In May of 2021, he was elevated to associate to the head coach.

After a season as an assistant coach, Flint will take on an increased role off the court in helping head coach John Calipari run the program. Flint, who played a key role in Kentucky's game management and Xs and Os as an assistant in 2020-21, has taken on an increased responsibility in game planning, scouting opponents, and helping Calipari formulate the team's approach in practices and in games.

A former member of Calipari's staff at UMass for seven seasons, Flint served the previous three seasons at Indiana under Archie Miller. He has 20 years of experience as a Division I head coach at Drexel (2002-16) and UMass (1997-01).

With a blue-collar background and an infectious personality, Flint is well known in the college basketball fraternity for his success in both recruiting and developing players. His honest, engaging approach has been the consistent variable behind 20 successful seasons as a Division I head coach at Drexel and UMass, plus several prominent assistant coaching stops, including seven seasons at UMass under Calipari.

Flint won 331 games as a head coach during his 20 seasons at the helm at UMass and Drexel. Four times he was named Colonial Athletic Association Coach of the Year (2002, 2004, 2009 and 2012) and National Association of



**SCAN FOR
MORE INFO**

Basketball Coaches District Coach of the Year (1998, 2007, 2009 and 2012).

The Philadelphia native was a member of Calipari's staff at UMass from 1989-90 through the 1995-96 season, helping build a national program in Amherst, Massachusetts, after 11 straight losing seasons. With Calipari and Flint on staff, the Minutemen made five NCAA Tournament appearances, including the 1996 Final Four run, to go along with five Atlantic 10 regular-season and five A-10 Tournament titles.

Flint played a key role in the development of Marcus Camby, who won the John R. Wooden Award and the Naismith Trophy as the national player of the year in 1996. Camby was drafted No. 2 overall in the NBA Draft that spring.

After Calipari departed for the NBA, Flint took over the program for five seasons, including NCAA Tournament berths in the first two seasons. He also posted the best record of any first-year coach UMass in school history.

Following his stint in Amherst, Flint took the reins at Drexel, where he racked up more victories (245) than any other coach in school history over his 15 seasons. With stingy defenses and a culture of toughness, Flint set new standards at Drexel, leading the Dragons to 20 or more wins three times while recording at least 10 CAA wins in nine seasons.

During his tenure, Drexel featured the CAA Defensive Player of the Year on four occasions, 23 All-CAA selections, 12 members of the conference's All-Defensive Team, six players named to the league's All-Rookie Team and two CAA Rookies of the Year.

Flint's Dragons had a record-breaking season in 2011-12. His squad set a school record with 29 wins and won the CAA regular-season title, going 16-2. The Dragons won a program-best 19 straight games and advanced to the CAA title game for the second time ever.

His teams were an unfriendly foe for some of the nation's top teams. In 2010-11, Drexel stunned No. 20 Louisville, handing the Cardinals their first-ever loss in the new KFC Yum! Center. The Dragons also defeated NCAA teams Old Dominion and VCU. In 2006-07, on its way to a 23-9 overall record, Drexel won 13 road games (tied for most in Division I). The Dragons won at Syracuse, Villanova and Creighton. Flint became the first coach in Drexel history ever to beat three Philadelphia Big 5 teams in one season.

At Indiana, as an assistant, Flint was part of a staff that produced the No. 11 recruiting class nationally in 2018 and 2020 (according to ESPN's rankings), including signing Indiana Mr. Basketball winners Romeo Langford (2018) and Trayce Jackson-Davis (2019). Langford and Jackson-Davis were named McDonald's All-Americans and Langford was a lottery pick by the Boston Celtics.

In 2018-19, Indiana finished 20-12 and was poised to return to the NCAA Tournament before the COVID-19 pandemic hit. The Hoosiers also finished with a winning record against nationally ranked teams with five victories, tied for seventh most in the country. The team also posted a 3.398 grade point average in the spring semester and a perfect 1.000 score on the NCAA's Academic Progress Rate for 2018-19.

Flint has enjoyed three coaching stints with with USA Basketball, serving as an assistant in 2007 for the USA U-19 National Team in Serbia, an assistant in 2005 for

the USA U-21 World Championship Team that went 7-1 in Argentina and first as a court coach prior to the Global Games.

He began his coaching career as an assistant coach at Coppin State (1988-89). A 1987 Saint Joseph's graduate, Flint was a four-year letterwinner with the Hawks. He earned All-Atlantic 10 honors as a senior and led the Hawks to the 1986 A-10 championship and a berth in the NCAA Tournament as a junior. He was inducted into the Saint Joseph's Athletic Hall of Fame in 1998.

Flint has a daughter, Jada.



ORLANDO ANTIGUA

Associate Coach • First Season/Fifth Overall at UK

Hometown: Dominican Republic

Education: Pittsburgh, 1995

2004-06: Pittsburgh, Director of Basketball Operations

2007-08: Pittsburgh, Assistant Coach

2009: Memphis, Assistant Coach

2010-14: Kentucky, Assistant Coach

2014-15: Dominican Republic, Head Coach

2015-17: South Florida, Head Coach

2018-21: Illinois, Assistant Coach

PRESENT: Kentucky, Associate Coach

Years listed by season, not date of hire

Orlando Antigua has returned to Kentucky for a second stint with the program, bringing 20 years of college coaching experience. In Antigua, Kentucky has proven recruiter, a tireless on-court developer, and a relationship-driven coach both on and off the court.

During Antigua's first stop at Kentucky, featuring the 2009-10 season through the 2013-14 national runner-up run, UK compiled a 152-37 record (80.4%) with a national championship, three Final Four appearances, two Southeastern Conference regular-season titles and two SEC Tournament crowns.

Known for his eye on the recruiting trail, Antigua helped UK pull in five straight top-ranked recruiting classes (Recruiting Services Consensus Index). In his initial season with the Wildcats, Antigua saw three of his signees drafted in the first round of the 2010 NBA Draft. He was a central figure in the 2010 and 2011 No. 1 classes, which led UK to its eighth national title in 2012 and its first since 1998.

As a result, Antigua was named one of Yahoo! Sports' top 10 college basketball recruiters. In May of 2012, he was listed by ESPN.com as the top assistant



coach in the country under the age of 40. ESPN included Antigua in the top five of the most feared assistant coaches on the recruiting trail in 2013.

UK enjoyed a program resurgence under Antigua. Outside of recruiting, Antigua played important roles in the development of some of the Wildcats' staples of the first half of the dominant Calipari era.

In the final season at Kentucky, Antigua took over as the head coach of the Dominican National Team after serving the previous two seasons under Calipari as an assistant. After helping Calipari and the program build a foundation in the first two years, Antigua and the Dominicans secured a spot in the 2014 FIBA Basketball World Cup for the second time in the country's history and the first time since 1978.

Antigua earned a head coaching opportunity with South Florida after the 2013-14 season with Kentucky and spent two and a half seasons in Tampa, Florida.

Following the USF tenure, Antigua joined Illinois as an assistant coach, where he has spent the last four seasons. With Antigua playing a leading role with the Illini's frontcourt players and on the recruiting trail, Illinois posted back-to-back 20-win seasons over the last two years and was a No. 1 seed in the 2021 NCAA Tournament.

Antigua was instrumental in the development of Kofi Cockburn, an NCAA Consensus All-America Second Team selection and All-Big Ten First Team member in 2021. Cockburn arrived at Illinois as a talented but unproven big man out of Jamaica and Antigua helped mold him into one of the nation's most dominant post players over the last two seasons. Cockburn was named Big Ten Freshman of the Year in 2020 and posted 28 double-doubles over the last two years, fourth most in the country.

Other Antigua success stories include Giorgi Bezhaniashvili, who, in 2019 arrived as an under-the-radar recruit but went on to lead the team in rebounding and ranked among the national leaders in field-goal percentage. He broke the Illini school single-game scoring record by a freshman. In 2018, under Antigua's tutelage, Leron Black earned honorable mention All-Big Ten accolades after leading Illinois in both scoring and rebounding.

Antigua originally joined Calipari for the 2008-09 season at Memphis, helping the Tigers to a 33-4 record, a spot in the 2009 NCAA Sweet Sixteen, and regular-season and tournament conference crowns in Conference USA.

Prior to his brief stay in Memphis and beginning with the 2003-04 season, Antigua worked at his alma mater, Pittsburgh. During his five years at Pitt – the first three as a director of basketball operations and the second two as an assistant – he helped lead the Panthers to an overall record of 132-40 (76.7%) and a Big East mark of 55-27 (67.0% winning percentage). Pittsburgh recorded five straight 20-win campaigns and won 10 or more league games in five consecutive years.

The Panthers had just as much success in the post-season during Antigua's years. Pitt earned NCAA Tournament bids during all five of Antigua's years and advanced to the Sweet Sixteen in 2004 and 2007.

Antigua's first stint with Pittsburgh was his collegiate playing days in the early 1990s. A four-year letter-winner and two-time team captain, Antigua ranked in the top 15 on the Panthers' all-time 3-pointers made, blocked shots and career 3-point percentage at the end of his career.

A 1992 Big East Conference All-Rookie Team pick, Antigua helped lead the Panthers to an 18-16 record and a National Invitation Tournament berth as a freshman. The following year, Antigua's Panthers went 17-11 and earned an NCAA Tournament bid. In 1994, he was named the U.S. Basketball Writers Association Most Courageous Athlete, an honor presented annually to the college basketball player who displays courage on and off the court. Antigua graduated from Pittsburgh with a degree in social sciences in December 1995.

After graduation, Antigua was selected to play for the world-renowned Harlem Globetrotters, becoming the first player of Latin American descent to play for the squad. Nicknamed "Hurricane" for his dazzling moves, Antigua played with the Globetrotters for seven years until 2002.

Antigua also played in the Puerto Rico Superior Basketball League for eight years, and in both 1994-95 and 1997-98, he was a member of the Dominican Republic national team. Because of his dedication to the community, Antigua was named one of the nation's top 100 most influential Hispanic Americans by Hispanic Business magazine.

A Dominican Republic native who was raised in Bronx, New York, Antigua recovered from a 1988 Halloween incident where he was shot in the head near his left eye. Undeterred by the incident, Antigua quickly returned to the playing court two weeks later and went on to play three seasons at Pittsburgh with the slug in his head. Doctors initially ruled out removing the bullet as being too risky, but Antigua began suffering severe headaches and had the bullet surgically removed.

Antigua's family also went through a period of homelessness. The oldest of three brothers, Antigua was credited with keeping the family together while housing was secured. He overcame these difficulties and went on to serve as student council president at St. Raymond's High School. As a member of the school's basketball squad, Antigua played a major role in the team's New York Catholic League championship run. As a senior, he earned McDonald's All-America Second Team honors and was also named All-New York City.

Fluent in Spanish, Antigua and his wife, Dana, have a daughter, Olivia, and a son, Orlando Anthony.



RONALD "CHIN" COLEMAN

Assistant Coach • First Season/First Overall at UK

Hometown: Chicago

Education: Lamar, 1997

2012: Colorado State, Assistant Coach

2013: Nebraska, Director of Player Development

2013-14: Bradley, Assistant Coach

2015: Bradley, Assistant Head Coach

2016-17: UIC, Assistant Coach

2018-21: Illinois, Assistant Coach

PRESENT: Kentucky, Assistant Coach

Years listed by season, not date of hire | Did not complete full season at Nebraska

Ronald "Chin" Coleman joined the Kentucky coaching staff in May of 2021 after four seasons as an assistant coach at Illinois. With a relationship-driven focus that has forged success on the court with his players and on the recruiting trail, he has earned a reputation as one of the top assistant coaches in the country.

Coleman was instrumental in the development of Ayo Dosunmu, one of the country's best point guards over the last three seasons. Under Coleman's guidance, Dosunmu raked in dozens of national and conference honors, including USA Today National Player of the Year, Bob Cousy Point Guard of the Year and NCAA Consensus All-America First Team honors. He averaged 20.1 points and 5.3 assists per game to lead Illinois to a No. 1 seed in the NCAA Tournament.

With Coleman on the bench, Illinois posted back-to-back 20-win seasons the last two years for the first time since the 2012-13 and 2013-14 seasons and finished second in the Big Ten in 2021. With Coleman serving as a defensive coordinator in 2020-21, the Illini finished seventh in the country in the Ken Pomeroy's adjusted defensive rankings and hovered around the top spot for much of the season.

Prior to Illinois, Coleman served two years as an assistant coach under then-head coach Steve McClain at UIC. The Flames underwent a remarkable turnaround in Coleman's two seasons on staff, winning 17 games in 2016-17, a 12-win increase over the previous season.

At UIC, Coleman helped recruit and develop Dikembe Dixson, who was named the 2016 Horizon League Freshman of the Year and earned a spot on the All-Horizon League Team after setting the league's scoring

record by a freshman. During his first season with the Flames, Coleman was key in the development of sophomore Tai Odiase, one of the top rim protectors in the country. Odiase led all NCAA Division I players with 3.23 blocks per game during the regular season and was named to the Horizon League All-Defensive Team.

Coleman was at Bradley for three seasons before UIC and was elevated to assistant head coach in his final season in 2014-15. In his first year with the Braves, Coleman helped BU to its first winning record in three seasons.

Prior to his time at Bradley, he was an assistant coach at Colorado State under then-head coach Tim Miles. The following season, Miles brought Coleman with him to Nebraska as the Director of Player Development.

In his lone season at Colorado State, Coleman helped pilot the 2011-12 Rams to their first 20-win campaign in 14 years and their first NCAA Tournament berth since the 2003 season. CSU featured three All-Mountain West players that season, including first-team pick Wes Elkmeier.

Before entering the college ranks, Coleman served as head coach of the Chicago-based Mac Irvin Fire AAU squad from 2005 to 2011. Coleman laid the foundation for Mac Irvin Fire into becoming one of the premier AAU teams in the country.


Coleman also coached Illinois prep hoops for Benjamin E. Mays Academy and Whitney Young High School in Chicago. In 2006, he directed Mays to a perfect 35-0 record and a District 299 City Championship. He then moved back home to lead Whitney Young as the associate head coach, and from 2007 to 2011, Whitney Young finished in the top 25 nationally for four consecutive seasons, including an Illinois High School Association title in 2009.

The Chicago native played high school ball at Chicago's South Shore Career Academy before competing collegiately for Weber State and Lamar. Coleman spent his first season at Weber State and appeared in 25 games as a true freshman. During his three seasons at Lamar, Coleman led the Cardinals in scoring all three seasons and earned three consecutive All-Sun Belt First Team honors. His 1,316 points was the 10th-best mark in Lamar school history at the conclusion of his career.

Coleman played seven seasons of professional basketball, including stints with the Houston Rockets and the Grand Rapid Hoops in the Continental Basketball Association, a professional basketball minor league. He also competed overseas in Finland and in Latvia's top league before returning to the United States to begin his coaching career.

Coleman earned a bachelor's degree in applied arts and science from Lamar in 1997.

He and his wife, Angela, have a daughter, Rahni.



JAI LUCAS

Assistant Coach/Recruiting Coordinator

Second Season/Second Overall at UK

Hometown: Houston

Education: Texas, 2011

2014-15: Texas, Special Assistant

2016: Texas, Director of Basketball Operations

2017-20: Texas, Assistant Coach

2020-PRESENT: Kentucky, Assistant Coach/Recruiting
Coord.

Years listed by season, not date of hire

A former McDonald's High School All American and now a highly-respected coach, Jai Lucas joined the Kentucky men's basketball staff as a recruiting coordinator in August of 2020 and was quickly transitioned into a full-time assistant coaching role for the 2020-21 season.

As an assistant, Lucas has been tasked with taking a lead role in Kentucky's recruiting efforts while filling the traditional on-court roles of an assistant, including helping with game and practice preparation and playing a key role in player development through practice and individual workouts. Additionally, as recruiting coordinator, he manages official and unofficial visits and is responsible for the recruiting strategy for the program.

Lucas spent the previous seven seasons at his alma mater on the University of Texas' coaching staff. A native of Houston, Lucas began his career as a special assistant of the basketball program under Rick Barnes for two seasons. Upon Shaka Smart's hiring, Lucas moved into the director of basketball operations role for a year before being elevated to an assistant coach for the 2016-17 season.

Lucas is known in basketball circles for his high-level player development and a penchant for formulating strong relationships.

In his first season as an assistant at Texas, he aided in the growth of freshman Jarrett Allen, who earned All-Big 12 Conference honors and was selected No. 22 overall by the Brooklyn Nets in the 2017 NBA Draft.

Mohamed Bamba was an honorable mention All-America selection and was a finalist for the Kareem Abdul-Jabbar Center of the Year award in 2017-18. He was picked No. 6 overall by the Orlando Magic and was the eighth lottery pick in school history.

In 2018-19, with Lucas playing another key role, Jaxon Hayes was named the Big 12's Freshman of the Year. He was selected eighth overall by the Atlanta Hawks. With

Hayes' draft selection, Texas joined Kentucky and Duke as the only programs with a lottery pick in back-to-back drafts.

Lucas was an integral part in helping Texas land three top-20 classes during his tenure as an assistant coach. The Longhorns hauled in the No. 6 (2017), No. 8 (2018) and the No. 17 (2019) classes (according to 247Sports) with Lucas among the team's full-time assistants on the recruiting cycle. The sixth-ranked class in 2017 was highlighted by the signing of Bamba, who was rated as the No. 3 player in the class.

Prior to entering the coaching ranks, Lucas played three seasons of professional basketball. He spent two seasons in the NBA D-League and one year overseas in Latvia with BK Valmiera in the Baltic Basketball League.

A two-year letterwinner for the Longhorns, Lucas was a part of a pair of NCAA Tournament teams. He earned his bachelor's degree in corporate communication in 2011. He began his collegiate career at the University of Florida, where he was an All-Southeastern Conference Freshman Team honoree after helping the Gators to a 24-12 record.

Lucas was a McDonald's All American, a Jordan Brand Classic selection and a Parade All-America Second Team selection as a senior. He was a three-year starter and a three-time District 21-5A Player of the Year who led Bellaire High School to three consecutive district titles.

He is married to Kori and the couple has one son, Jaxin.

2020-21 FINAL STATISTICS

#	PLAYER	GP-GS	MIN/AVG	-----TOTAL-----		-----3-PTS-----		FT-FTA		PCT	---REBOUNDS---	OFF-DEF-TOT-AVG		PF-FO	A	TO	BLK	STL	PTS/AVG
				FG-FGA	PCT	3FG-FGA	PCT	FT-FTA	PCT			OFF-DEF-TOT-AVG	OFF-DEF-TOT-AVG						
10	Davion Mintz	25-21	759/30.4	96-242	.397	56-148	.378	40-61	.656		19-60-79-3.2	49-1	77	47	5	25	288/11.5		
3	Brandon Boston Jr.	25-24	759/30.4	103-290	.355	30-100	.300	51-65	.785		33-79-112-4.5	49-1	40	36	4	33	287/11.5		
30	Olivier Sarr	25-25	628/25.1	93-198	.470	12-26	.462	72-91	.791		52-78-130-5.2	77-3	32	51	30	10	270/10.8		
12	Keion Brooks Jr.	16-3	375/23.4	64-145	.441	6-28	.214	31-39	.795		40-68-108-6.8	44-2	26	30	13	10	165/10.3		
5	Terrence Clarke	8-6	228/28.5	32-76	.421	5-23	.217	8-17	.471		6-15-21-2.6	16-2	16	22	1	5	77/9.6		
23	Isaiah Jackson	25-18	519/20.8	74-137	.540	0-2	.000	63-90	.700		53-112-165-6.6	75-6	17	38	65	19	211/8.4		
2	Devin Askew	25-20	722/28.9	49-142	.345	15-54	.278	50-62	.806		9-55-64-2.6	46-0	73	50	7	23	163/6.5		
11	Dontae Allen	22-1	309/14.0	39-100	.390	31-78	.397	9-14	.643		5-29-34-1.5	16-0	6	17	6	8	118/5.4		
0	Jacob Toppin	24-2	412/17.2	44-99	.444	4-13	.308	32-41	.780		22-63-85-3.5	26-0	16	20	6	11	124/5.2		
55	Lance Ware	21-3	253/12.0	13-32	.406	0-0	.000	15-27	.556		24-39-63-3.0	41-1	8	19	11	6	41/2.0		
21	Cam'Ron Fletcher	9-1	60/6.7	7-13	.538	1-4	.250	0-2	.000		3-12-15-1.7	10-0	3	3	0	5	15/1.7		
20	Zan Payne	2-0	4/2.0	1-2	.500	0-0	.000	0-0	.000		1-1-2-1.0	0-0	0	0	0	0	2/1.0		
14	Brennan Canada	2-0	3/1.5	0-0	.000	0-0	.000	0-0	.000		0-0-0-0.0	0-0	0	2	0	1	0/0.0		
25	Kareem Watkins	1-0	2/2.0	0-0	.000	0-0	.000	0-0	.000		0-0-0-0.0	0-0	0	0	0	0	0/0.0		
13	Riley Welch	3-1	7/2.3	0-0	.000	0-0	.000	0-0	.000		0-1-1-0.3	1-0	0	1	0	1	0/0.0		
TM	TEAM.....										33-39-72								
Total		25	5050	615-1476	.417	160-476	.336	371-509	.729		300-651-951-38.0	450-16	314	349	148	157	1761/70.4		
Opponents		25	5050	628-1521	.413	164-525	.312	334-451	.741		286-619-905-36.2	456-9	308	317	91	154	1754/70.2		

SCORE BY PERIODS:		1st	2ND	OT	TOTAL
Kentucky		846	898	7	1761
Opponents		843	899	5	1754



2020-21 FINAL SEC STATISTICS

#	PLAYER	GP-GS	MIN/AVG	-----TOTAL-----		-----3+PTS-----		FT-FTA	PCT	---REBOUNDS---		PF-FO	A	TO	BLK	STL	PTS/AVG
				FG-FGA	PCT	3FG-FGA	PCT			OFF-DEF-TOT-AVG							
10	Davion Mintz	17-17	555/32.6	67-173	.387	40-107	.374	26-39	.667	10-42-52-3.1	35-1	50	34	5	15	200/11.8	
30	Olivier Sarr	17-17	426/25.1	63-137	.460	11-22	.500	55-66	.833	38-52-90-5.3	48-2	24	36	20	10	192/11.3	
3	Brandon Boston Jr.	17-16	514/30.2	67-188	.356	25-67	.373	30-39	.769	15-49-64-3.8	36-1	28	20	3	25	189/11.1	
12	Keion Brooks Jr.	15-3	357/23.8	61-138	.442	6-26	.231	27-35	.771	38-65-103-6.9	41-2	24	28	13	10	155/10.3	
23	Isiah Jackson	17-11	344/20.2	55-94	.585	0-0	.000	52-71	.732	31-72-103-6.1	46-3	11	24	45	15	162/9.5	
2	Devin Askew	17-15	503/29.6	35-105	.333	10-38	.263	37-46	.804	7-38-45-2.6	36-0	58	34	6	17	117/6.9	
0	Jacob Toppin	16-1	310/19.4	33-71	.465	4-10	.400	28-35	.800	16-49-65-4.1	21-0	13	14	6	9	98/6.1	
11	Dontaié Allen	17-1	260/15.3	29-39	.367	23-59	.390	7-9	.778	4-27-31-1.8	12-0	6	13	6	6	88/5.2	
55	Lance Ware	13-3	161/12.4	10-21	.476	0-0	.000	9-14	.643	14-25-39-3.0	22-0	6	15	7	2	29/2.2	
20	Zan Payne	1-0	3/3.0	1-2	.500	0-0	.000	0-0	.000	1-1-2-2.0	0-0	0	0	0	0	2/2.0	
21	Cam'Ron Fletcher	2-0	7/3.5	1-2	.500	0-0	.000	0-2	.000	0-2-2-1.0	2-0	0	1	0	0	2/1.0	
14	Brennan Canada	1-0	2/2.0	0-0	.000	0-0	.000	0-0	.000	0-0-0-0.0	0-0	0	2	0	1	0/0.0	
13	Riley Welch	2-1	6/3.0	0-0	.000	0-0	.000	0-0	.000	0-1-1-0.5	1-0	0	1	0	1	0/0.0	
25	Kareem Watkins	1-0	2/2.0	0-0	.000	0-0	.000	0-0	.000	0-0-0-0.0	0-0	0	0	0	0	0/0.0	
TM	TEAM.....									25-25-50							
Total		17	3450	422-1010	.418	119-329	.362	271-356	.761	195-448-647-38.1	300-9	220	233	111	111	1234/72.6	
Opponents		17	3450	430-1051	.409	118-359	.329	236-313	.754	202-424-626-36.8	313-7	209	217	67	103	1214/71.4	

SCORE BY PERIODS:					
1st	2ND	OT	TOTAL		
Kentucky	586	631	7	10	1234
Opponents	572	630	7	5	114

2020-21 GAME-BY-GAME STATISTICS

OPPONENT	DATE	SCORE	W/L	FG-FGA	PCT	3FG-FGA	PCT	FT-FTA	PCT	REBOUNDS			PF	A	TO	BLK	STL	PTS
										OFF	DEF	TOT						
UK	11/25/20	81-45	W	33-59	.559	6-16	.375	9-14	.643	11-26	37	18	18	15	6	8	81	
MOREHEAD STATE				17-50	.340	3-21	.143	8-16	.500	11-14	25	18	7	20	1	5	45	
UK	11/29/20	76-64	L	22-61	.361	0-10	.000	20-33	.606	21-33	54	15	5	21	3	4	64	
RV/RV RICHMOND				29-67	.433	7-25	.280	11-14	.786	6-25	31	24	15	10	2	10	76	
UK	12/1/20	65-62	L	22-61	.361	3-21	.143	15-20	.750	13-30	43	26	8	16	12	7	62	
vs. #7/5 Kansas				20-67	.299	5-21	.238	20-30	.667	19-28	47	16	8	11	4	8	65	
UK	12/6/20	79-62	L	22-49	.449	8-20	.400	10-11	.909	6-22	28	13	16	21	1	4	62	
vs. Georgia Tech				31-60	.517	8-21	.381	9-11	.818	4-19	23	14	20	6	5	15	79	
UK	12/12/20	64-63	L	27-62	.435	5-23	.217	4-6	.667	10-20	30	16	14	11	4	6	63	
NOTRE DAME				23-52	.442	7-21	.333	11-12	.917	8-26	34	12	9	16	4	4	64	
UK	12/19/20	75-63	L	21-53	.396	3-13	.231	18-30	.600	14-28	42	30	8	16	4	5	63	
vs. #22/21 North Carolina				26-61	.426	5-20	.250	18-29	.621	15-23	38	25	14	11	3	2	75	
UK	12/26/20	62-59	L	20-58	.345	5-17	.294	14-22	.636	16-24	40	15	6	11	5	7	59	
at RV/RV Louisville				22-52	.423	6-20	.300	12-15	.800	8-27	35	17	9	13	2	5	62	
UK	1/2/21	78-73	W ^{2OT}	32-77	.416	11-21	.524	3-8	.375	19-29	48	15	18	18	10	10	78	
at Mississippi State*				26-69	.377	5-15	.333	16-23	.696	17-29	46	14	17	16	7	10	73	
UK	1/5/21	77-74	W	23-55	.418	5-13	.385	26-32	.813	5-24	29	19	8	2	9	6	77	
VANDERBILT*				27-64	.422	10-27	.370	10-14	.714	13-29	42	26	14	9	2	1	74	
UK	1/9/21	76-58	W	29-52	.558	6-13	.462	12-13	.923	6-25	31	14	18	14	7	10	76	
at RV/RV Florida*				21-56	.375	9-20	.450	7-13	.538	13-17	30	12	10	16	4	4	58	
UK	1/12/21	85-65	L	21-61	.344	4-18	.222	19-24	.792	18-26	44	18	7	19	9	5	65	
RV/24 ALABAMA*				31-68	.456	14-30	.467	9-13	.692	13-23	36	23	15	11	3	9	85	
UK	1/16/21	66-59	L	23-57	.404	4-17	.235	9-16	.563	15-23	38	20	7	18	6	10	59	
at Auburn*				23-60	.383	5-24	.208	15-21	.714	16-25	41	19	11	14	4	7	66	
UK	1/20/21	63-62	L	24-57	.421	1-13	.077	13-18	.722	15-26	41	11	11	17	6	5	62	
at Georgia*				26-67	.388	4-16	.250	7-9	.778	16-20	36	15	12	11	2	10	63	



OPPONENT	DATE	SCORE	W/L	FG-FGA	PCT	3FG-FGA	PCT	FT-FTA	PCT	REBOUNDS					PTS	
										OFF-DEF-TOT	PF	A	TO	BLK		STL
UK	1/23/21	82-69	W	27-64	.422	7-26	.269	21-26	.808	13-33-46	20	15	9	4	3	82
RV/RV LSU*				25-65	.385	4-23	.174	15-22	.682	9-22-31	23	6	5	4	3	69
UK	1/26/21	70-59	L	19-54	.352	6-14	.429	15-17	.882	7-27-34	25	11	17	5	9	59
at #9/8 Alabama*				20-51	.392	6-20	.300	24-28	.857	6-28-34	15	14	14	5	6	70
UK	2/3/21	75-70	L	26-55	.473	9-20	.450	9-16	.563	6-33-39	24	13	17	9	7	70
at #18/17 Missouri*				24-61	.393	9-21	.429	18-26	.692	10-27-37	16	13	12	3	8	75
UK	2/6/21	82-71	L	25-65	.385	4-17	.235	17-19	.895	10-27-37	18	10	13	4	5	71
#11/10 TENNESSEE*				32-68	.471	5-19	.263	13-15	.867	11-30-41	22	10	11	6	5	82
UK	2/9/21	81-80	L	25-61	.410	14-26	.538	16-25	.640	12-30-42	18	18	11	2	1	80
RV/RV ARKANSAS*				27-62	.435	9-24	.375	18-23	.783	5-28-33	19	12	6	3	8	81
UK	2/13/21	82-80	W	27-63	.429	11-24	.458	17-25	.680	15-21-36	15	15	13	10	8	82
AUBURN*				30-73	.411	11-30	.367	9-10	.900	20-24-44	20	12	17	8	5	80
UK	2/17/21	82-78	W	25-61	.410	8-26	.308	24-25	.960	15-25-40	21	17	15	11	7	82
at Vanderbilt*				26-65	.400	4-23	.174	22-28	.786	17-22-39	22	10	14	3	8	78
UK	2/20/21	70-55	W	23-57	.404	7-14	.500	17-20	.850	11-32-43	15	12	11	4	7	70
at #19/20 Tennessee*				18-56	.321	6-22	.273	13-16	.813	7-24-31	14	12	10	5	4	55
UK	2/27/21	71-67	L	19-48	.396	4-20	.200	25-29	.862	9-16-25	15	7	15	6	6	67
FLORIDA*				25-48	.521	7-15	.467	14-16	.875	6-21-27	18	12	16	0	6	71
UK	3/2/21	70-62	L	21-56	.375	5-20	.250	15-25	.600	10-18-28	15	16	7	4	5	62
at Ole Miss*				23-50	.460	8-13	.615	16-19	.842	11-31-42	19	15	17	4	4	70
UK	3/6/21	92-64	W	33-67	.493	13-27	.481	13-18	.722	13-33-46	17	17	17	5	7	92
SOUTH CAROLINA*				26-68	.382	2-17	.118	10-17	.588	12-24-36	16	14	18	4	5	64
UK	3/11/21	74-73	L	26-63	.413	11-27	.407	10-17	.588	10-20-30	17	19	5	2	5	73
vs. Mississippi State*				30-61	.492	5-17	.294	9-11	.818	13-33-46	17	16	13	3	2	74
Kentucky		1761		615-1476	.417	160-476	.336	371-509	.729	300-651-951	450	314	349	148	157	1761
Opponents		1754		628-1521	.413	164-525	.312	334-451	.741	286-619-905	456	308	317	91	154	1754

Home games in all CAPS

*SEC games

2020-21 INDIVIDUAL GAME-BY-GAME STATISTICS

#0 JACOB TOPPIN | 2020-21 GAME-BY-GAME STATS

DATE	OPPONENT	MIN	FG-A	FG PCT.	3FG-A	3FG PCT.	FT-A	FT PCT.	O-D-T	PF	A	TO	BLK	STL	PTS
N. 25	MOREHEAD STATE	9	1-4	.250	0-0	.000	0-0	.000	0-2-2	0	1	2	0	1	2
N. 29	RV/RV RICHMOND	2	0-0	.000	0-0	.000	0-0	.000	0-1-1	0	0	1	0	0	0
D. 1	vs. #7/5 Kansas [Indianapolis]	11	2-4	.500	0-1	.000	2-3	.667	2-1-3	2	0	1	0	0	6
D. 6	vs. Georgia Tech [Atlanta]	11	1-1	1.000	0-0	.000	0-0	.000	0-1-1	0	0	0	0	0	2
D. 12	NOTRE DAME	18	1-5	.200	0-2	.000	0-0	.000	1-2-3	2	1	0	0	0	2
D. 19	vs. #22/21 North Carolina [Cleveland]	19	1-6	.167	0-0	.000	2-2	1.000	1-1-2	0	0	1	0	1	4
D. 26	at RV/RV Louisville	25	5-7	.714	0-0	.000	0-1	.000	1-5-6	0	0	0	0	0	10
J. 2	at Mississippi State*	11	3-7	.429	0-0	.000	0-0	.000	2-2-4	1	0	0	0	0	6
J. 5	VANDERBILT*	24	3-4	.750	0-0	.000	0-0	.000	1-5-6	0	0	0	1	1	6
J. 9	at RV/RV Florida*	8	2-4	.500	0-0	.000	0-0	.000	0-1-1	2	1	0	0	0	4
J. 12	RV/24 ALABAMA*	25	2-6	.333	0-1	.000	1-2	.500	1-5-6	3	1	1	1	1	5
J. 16	at Auburn*	22	3-4	.750	0-0	.000	4-4	1.000	3-3-6	2	0	3	0	1	10
J. 20	at Georgia*	14	0-1	.000	0-0	.000	4-4	1.000	1-0-1	0	1	1	0	0	4
J. 23	RV/RV LSU*	9	3-4	.750	0-1	.000	0-0	.000	0-2-2	0	2	1	0	0	6
J. 26	at #9/8 Alabama*	21	0-1	.000	0-0	.000	0-0	.000	0-5-5	1	0	1	0	1	0
F. 6	#11/10 TENNESSEE*	15	1-3	.333	0-0	.000	1-2	.500	0-3-3	1	1	1	1	0	3
F. 9	RV/RV ARKANSAS*	22	3-5	.600	2-2	1.000	1-2	.500	1-5-6	1	1	2	0	0	9
F. 13	AUBURN*	18	2-5	.400	0-0	.000	1-2	.500	1-6-7	2	0	1	0	0	5
F. 17	at Vanderbilt*	23	5-9	.556	1-2	.500	5-5	1.000	2-2-4	1	2	0	1	0	16
F. 20	at #19/20 Tennessee*	24	2-5	.400	0-0	.000	2-2	1.000	0-4-4	1	1	0	1	2	6
F. 27	FLORIDA*	21	2-6	.333	1-2	.500	6-8	.750	1-2-3	1	0	1	0	0	11
M. 2	at Ole Miss*	30	1-3	.333	0-1	.000	3-4	.750	2-3-5	3	1	0	0	3	5
M. 6	SOUTH CAROLINA*	23*	1-4	.250	0-1	.000	0-0	.000	1-1-2	2	2	2	1	0	2
M. 11	vs. Mississippi State [Nashville]	7*	0-1	.000	0-0	.000	0-0	.000	1-1-2	1	1	1	0	0	0

#2 DEVIN ASKEW | 2020-21 GAME-BY-GAME STATS

DATE	OPPONENT	MIN	FG-A	FG PCT.	3FG-A	3FG PCT.	FT-A	FT PCT.	O-D-T	PF	A	TO	BLK	STL	PTS
N. 25	MOREHEAD STATE	27*	5-9	.556	2-3	.667	0-0	.000	0-3-3	1	4	4	0	0	12
N. 29	RV/RV RICHMOND	36*	0-3	.000	0-2	.000	2-2	1.000	0-3-3	1	2	3	0	0	2
D. 1	vs. #7/5 Kansas [Indianapolis]	24*	1-5	.200	0-2	.000	5-6	.833	1-1-2	3	1	4	0	1	7
D. 6	vs. Georgia Tech [Atlanta]	27*	1-2	.500	1-1	1.000	0-0	.000	0-1-1	1	1	2	0	1	3
D. 12	NOTRE DAME	22	1-2	.500	1-2	.500	0-0	.000	0-2-2	1	1	0	0	0	3
D. 19	vs. #22/21 North Carolina [Cleveland]	26	3-6	.500	0-1	.000	6-8	.750	1-3-4	2	3	2	1	1	12
D. 26	at RV/RV Louisville	36*	3-9	.333	1-5	.200	0-0	.000	0-3-3	1	3	1	0	2	7
J. 2	at Mississippi State*	43*	5-10	.500	1-3	.333	0-0	.000	2-2-4	2	7	3	0	2	11
J. 5	VANDERBILT*	23*	4-12	.333	1-2	.500	2-3	.667	0-0-0	3	3	0	1	3	11
J. 9	at RV/RV Florida*	31*	2-5	.400	1-1	1.000	4-4	1.000	0-3-3	3	3	3	1	1	9
J. 12	RV/24 ALABAMA*	35*	4-9	.444	1-5	.200	3-3	1.000	1-2-3	2	2	3	0	1	12
J. 16	at Auburn*	30*	2-6	.333	0-2	.000	1-2	.500	0-3-3	1	3	2	0	0	5
J. 20	at Georgia*	30*	0-6	.000	0-1	.000	3-5	.600	2-3-5	2	4	5	1	2	3
J. 23	RV/RV LSU*	33*	0-5	.000	0-5	.000	0-1	.000	0-3-3	2	4	1	0	0	0
J. 26	at #9/8 Alabama*	24*	0-2	.000	0-0	.000	2-2	1.000	0-1-1	4	2	1	0	1	2
F. 3	at #18/17 Missouri*	31*	2-8	.250	0-1	.000	3-5	.600	0-3-3	4	4	2	1	0	7
F. 6	#11/10 TENNESSEE*	33*	5-7	.714	1-2	.500	3-3	1.000	0-5-5	1	4	2	0	2	14
F. 9	RV/RV ARKANSAS*	25*	3-8	.375	2-5	.400	3-4	.750	0-1-1	0	6	1	0	0	11
F. 13	AUBURN*	33*	3-8	.375	1-1	1.000	2-2	1.000	1-4-5	1	4	2	1	1	9
F. 17	at Vanderbilt*	34*	1-6	.167	1-5	.200	6-6	1.000	0-2-2	1	3	4	0	3	9
F. 20	at #19/20 Tennessee*	31*	3-4	.750	1-1	1.000	0-0	.000	0-1-1	4	4	1	0	0	7
F. 27	FLORIDA*	30	0-5	.000	0-3	.000	1-2	.500	1-1-2	4	3	3	0	1	1
M. 2	at Ole Miss*	18*	0-1	.000	0-1	.000	0-0	.000	0-1-1	0	0	1	0	0	0
M. 6	SOUTH CAROLINA*	19	1-3	.333	0-0	.000	4-4	1.000	0-3-3	2	2	0	1	0	6
M. 11	vs. Mississippi State [Nashville]	21	0-1	.000	0-0	.000	0-0	.000	0-1-1	0	0	0	0	1	0

#3 BRANDON BOSTON JR. | 2020-21 GAME-BY-GAME STATS

DATE	OPPONENT	MIN	FG-A	FG PCT.	3FG-A	3FG PCT.	FT-A	FT PCT.	O-D-T	PF	A	TO	BLK	STL	PTS
N. 25	MOREHEAD STATE	33*	7-14	.500	0-4	.000	1-1	1.000	2-5-7	3	1	2	0	1	15
N. 29	RV/RV RICHMOND	38*	8-20	.400	0-3	.000	4-6	.667	5-5-10	2	2	2	0	1	20
D. 1	vs. #7/5 Kansas [Indianapolis]	31*	4-13	.308	0-4	.000	4-4	1.000	1-5-6	1	1	3	0	1	12
D. 6	vs. Georgia Tech [Atlanta]	27*	4-11	.364	3-7	.429	0-0	.000	1-3-4	2	0	3	0	1	11
D. 12	NOTRE DAME	29*	5-15	.333	2-8	.250	2-2	1.000	1-3-4	1	2	2	0	3	14



D. 19	vs. #22/21 North Carolina [Cleveland]	35*	5-14	.357	0-3	.000	5-8	.625	3-4-7	3	2	2	1	0	15
D. 26	at RV/RV Louisville	29*	3-11	.273	0-3	.000	5-5	1.000	5-2-7	1	1	2	0	1	11
J. 2	at Mississippi State*	31*	4-13	.308	0-1	.000	3-5	.600	0-2-2	2	1	1	1	2	11
J. 5	VANDERBILT*	27*	3-9	.333	0-0	.000	0-0	.000	0-2-2	3	1	0	0	1	6
J. 9	at RV/RV Florida*	28*	3-8	.375	1-2	.500	6-6	1.000	1-3-4	1	2	0	0	4	13
J. 12	RV/24 ALABAMA*	26*	2-7	.286	0-1	.000	1-2	.500	2-3-5	4	1	1	0	0	5
J. 16	at Auburn*	27*	2-9	.222	1-4	.250	0-1	.000	0-5-5	2	1	5	0	3	5
J. 20	at Georgia*	33	9-17	.529	0-3	.000	0-1	.000	4-3-7	2	0	1	0	1	18
J. 23	RV/RV LSU*	34*	7-17	.412	2-7	.286	2-2	1.000	2-4-6	2	3	0	1	1	18
J. 26	at #9/8 Alabama*	31*	2-9	.222	0-0	.000	4-4	1.000	1-5-6	3	1	2	0	0	8
F. 3	at #18/17 Missouri*	29*	4-9	.444	2-3	.667	0-0	.000	1-2-3	5	2	0	0	1	10
F. 6	#11/10 TENNESSEE*	26*	2-11	.182	0-2	.000	2-2	1.000	2-2-4	3	0	1	0	0	6
F. 9	RV/RV ARKANSAS*	34*	6-10	.600	4-5	.800	1-2	.500	0-7-7	2	3	1	0	0	17
F. 13	AUBURN*	30*	5-12	.417	5-8	.625	2-2	1.000	0-0-0	2	3	0	1	4	17
F. 17	at Vanderbilt*	28*	4-14	.286	2-7	.286	2-2	1.000	2-2-4	2	2	0	0	3	12
F. 20	at #19/20 Tennessee*	33*	3-11	.273	0-4	.000	0-1	.000	0-1-1	1	1	3	0	3	6
F. 27	FLORIDA*	32*	3-10	.300	1-4	.250	6-6	1.000	0-3-3	1	1	1	0	0	13
M. 2	at Ole Miss*	32*	1-9	.111	1-6	.167	0-0	.000	0-1-1	1	3	2	0	1	3
M. 6	SOUTH CAROLINA*	33*	7-13	.538	6-10	.600	1-3	.333	0-4-4	0	3	2	0	1	21
M. 11	vs. Mississippi State [Nashville]	23*	0-4	.000	0-1	.000	0-0	.000	0-3-3	0	3	0	0	0	0

#5 TERENCE CLARKE | 2020-21 GAME-BY-GAME STATS

DATE	OPONENT	MIN	FG-A	FG PCT.	3FG-A	3FG PCT.	FT-A	FT PCT.	O-D-T	PF	A	TO	BLK	STL	PTS
N. 25	MOREHEAD STATE	31*	5-9	.556	0-2	.000	2-5	.400	1-3-4	1	4	2	0	3	12
N. 29	RV/RV RICHMOND	35*	5-10	.500	0-2	.000	5-9	.556	1-5-6	2	1	4	0	1	15
D. 1	vs. #7/5 Kansas [Indianapolis]	35*	3-11	.273	0-4	.000	0-0	.000	1-2-3	5	2	3	1	0	6
D. 6	vs. Georgia Tech [Atlanta]	38*	9-14	.643	3-4	.750	1-2	.500	1-2-3	1	3	4	0	0	22
D. 12	NOTRE DAME	39*	6-13	.462	2-4	.500	0-0	.000	2-0-2	2	3	4	0	1	14
D. 19	vs. #22/21 North Carolina [Cleveland]	25*	3-11	.273	0-3	.000	0-1	.000	0-3-3	5	0	3	0	0	6
D. 26	at RV/RV Louisville	16	0-4	.000	0-3	.000	0-0	.000	0-0-0	0	0	1	0	0	0
M. 11	vs. Mississippi State [Nashville]	9	1-4	.250	0-1	.000	0-0	.000	0-0-0	0	3	1	0	0	2

#10 DAVION MINTZ | 2020-21 GAME-BY-GAME STATS

DATE	OPONENT	MIN	FG-A	FG PCT.	3FG-A	3FG PCT.	FT-A	FT PCT.	O-D-T	PF	A	TO	BLK	STL	PTS
N. 25	MOREHEAD STATE	17	2-4	.500	2-3	.667	4-4	1.000	0-1-1	1	3	2	0	1	10
N. 29	RV/RV RICHMOND	9	0-4	.000	0-2	.000	0-0	.000	1-0-1	1	0	0	0	1	0
D. 1	vs. #7/5 Kansas [Indianapolis]	22	4-11	.364	2-5	.400	2-4	.500	2-0-2	0	2	3	0	2	12
D. 6	vs. Georgia Tech [Atlanta]	28	2-8	.250	1-7	.143	2-2	1.000	0-3-3	1	6	2	0	1	7
D. 12	NOTRE DAME	30*	3-9	.333	0-5	.000	1-1	1.000	1-1-3	3	4	2	0	2	7
D. 19	vs. #22/21 North Carolina [Cleveland]	37*	6-11	.545	3-6	.500	2-5	.400	3-5-8	3	2	2	0	0	17
D. 26	at RV/RV Louisville	38*	6-12	.500	4-6	.667	3-5	.600	2-5-7	4	2	2	0	2	19
J. 2	at Mississippi State*	41*	3-10	.300	1-4	.250	0-2	.000	0-4-4	1	4	5	1	1	7
J. 5	VANDERBILT*	35*	3-8	.375	2-5	.400	3-4	.750	0-3-3	2	2	0	0	0	11
J. 9	at RV/RV Florida*	36*	5-7	.714	2-4	.500	1-1	1.000	0-1-1	3	4	2	0	2	13
J. 12	RV/24 ALABAMA*	25*	2-10	.200	1-4	.250	0-0	.000	2-3-5	0	1	1	0	0	5
J. 16	at Auburn*	24*	5-12	.417	1-4	.250	0-2	.000	2-1-3	4	1	3	0	2	11
J. 20	at Georgia*	30*	2-7	.286	0-4	.000	0-0	.000	0-2-2	2	2	2	0	0	4
J. 23	RV/RV LSU*	34*	2-11	.182	2-7	.286	5-8	.625	1-2-3	2	3	2	0	1	11
J. 26	at #9/8 Alabama*	35*	5-11	.455	2-5	.400	0-0	.000	2-3-5	3	4	4	1	1	12
F. 2	at #18/17 Missouri*	33*	6-12	.500	4-9	.444	2-3	.667	0-2-2	2	2	3	1	2	18
F. 6	#11/10 TENNESSEE*	28*	1-8	.125	0-4	.000	2-2	1.000	0-2-2	3	3	1	1	1	4
F. 9	RV/RV ARKANSAS*	34*	3-9	.333	3-7	.429	2-2	1.000	0-3-3	2	2	2	0	1	11
F. 13	AUBURN*	26*	3-8	.375	2-6	.333	1-2	.500	0-0-0	4	1	2	0	1	9
F. 17	at Vanderbilt*	36*	5-13	.385	4-9	.444	4-4	1.000	0-5-5	5	3	1	0	0	18
F. 20	at #19/20 Tennessee*	34*	5-10	.500	5-7	.714	0-0	.000	1-3-4	0	2	1	1	0	15
F. 27	FLORIDA*	39*	7-14	.500	2-9	.222	5-5	1.000	0-3-3	0	1	2	1	3	21
M. 2	at Ole Miss*	37*	3-10	.300	3-8	.375	1-4	.250	1-1-2	2	8	1	0	0	10
M. 6	SOUTH CAROLINA*	28*	7-13	.538	6-11	.545	0-0	.000	1-4-5	0	7	2	0	0	20
M. 11	vs. Mississippi State [Nashville]	33*	6-10	.600	4-7	.571	0-1	.000	0-2-2	1	8	0	0	1	16

#11 DONTAJE ALLEN 2020-21 GAME-BY-GAME STATS															
DATE	OPPONENT	MIN	FG-A	FG PCT.	3FG-A	3FG PCT.	FT-A	FT PCT.	O-D-T	PF	A	TO	BLK	STL	PTS
N. 25	MOREHEAD STATE	6	1-3	.333	1-3	.333	1-2	.500	1-0-1	1	0	1	0	0	4
D. 1	vs. #7/5 Kansas [Indianapolis]	9	1-2	.500	1-2	.500	0-0	.000	0-0-0	1	0	0	0	0	3
D. 6	vs. Georgia Tech [Atlanta]	4	0-1	.000	0-1	.000	0-0	.000	0-0-0	1	0	3	0	0	0
D. 19	vs. #22/21 North Carolina [Cleveland]	1	0-0	.000	0-0	.000	0-0	.000	0-0-0	1	0	0	0	0	0
J. 2	at Mississippi State*	32	8-13	.615	7-11	.636	0-0	.000	0-4-4	3	0	0	1	0	23
J. 5	VANDERBILT*	32	4-10	.400	2-5	.400	4-4	1.000	0-5-5	1	0	1	1	0	14
J. 9	at RV/RV Florida*	22	2-5	.400	2-3	.667	0-0	.000	0-2-2	0	0	0	1	0	6
J. 12	RV/24 ALABAMA*	24	3-8	.375	2-5	.400	0-0	.000	1-5-6	2	0	4	0	0	8
J. 16	at Auburn*	23	3-7	.429	2-6	.333	0-1	.000	0-2-2	0	0	0	0	0	8
J. 20	at Georgia*	23*	1-3	.333	0-2	.000	1-2	.500	1-2-3	0	1	2	0	1	3
J. 23	RV/RV LSU*	15	2-6	.333	2-5	.400	0-0	.000	0-1-1	1	2	0	0	1	6
J. 26	at #9/8 Alabama*	24	4-9	.444	4-7	.571	0-0	.000	1-1-2	2	2	3	1	2	12
F. 3	at #18/17 Missouri*	7	0-2	.000	0-2	.000	0-0	.000	1-0-1	0	0	1	0	0	0
F. 6	#11/10 TENNESSEE*	19	1-6	.167	1-5	.200	0-0	.000	0-1-1	2	0	1	0	0	3
F. 9	RV/RV ARKANSAS*	9	0-2	.000	0-1	.000	0-0	.000	0-0-0	0	0	1	0	0	0
F. 13	AUBURN*	9	1-3	.333	1-2	.500	0-0	.000	0-1-1	0	0	0	1	0	3
F. 17	at Vanderbilt*	2	0-0	.000	0-0	.000	0-0	.000	0-0-0	0	0	0	0	0	0
F. 20	at #19/20 Tennessee*	2	0-0	.000	0-0	.000	0-0	.000	0-1-1	0	0	0	0	0	0
F. 27	FLORIDA*	4	0-0	.000	0-0	.000	0-0	.000	0-0-0	1	0	0	0	0	0
M. 2	at Ole Miss*	3	0-1	.000	0-1	.000	0-0	.000	0-0-0	0	0	0	0	0	0
M. 6	SOUTH CAROLINA*	10	0-4	.000	0-4	.000	2-2	1.000	0-2-2	0	1	0	1	2	2
M. 11	vs. Mississippi State* [Nashville]	29	8-15	.533	6-13	.462	1-3	.333	0-2-2	0	0	0	0	2	23

#12 KEION BROOKS JR. 2020-21 GAME-BY-GAME STATS															
DATE	OPPONENT	MIN	FG-A	FG PCT.	3FG-A	3FG PCT.	FT-A	FT PCT.	O-D-T	PF	A	TO	BLK	STL	PTS
J. 9	at RV/RV Florida*	25	6-8	.750	0-2	.000	0-0	.000	0-6-6	0	4	2	1	1	12
J. 12	RV/24 ALABAMA*	23*	4-12	.333	0-2	.000	2-2	1.000	3-1-4	3	0	3	1	1	10
J. 16	at Auburn*	27	4-7	.571	0-1	.000	0-0	.000	5-1-6	5	1	1	2	2	8
J. 20	at Georgia*	15	3-8	.375	1-2	.500	5-6	.833	2-1-3	2	1	0	0	0	12
J. 23	RV/RV LSU*	30*	5-8	.625	1-1	1.000	4-4	1.000	2-7-9	4	1	0	2	0	15
J. 26	at #9/8 Alabama*	17*	2-7	.286	0-1	.000	0-0	.000	1-2-3	4	1	1	0	1	4
F. 3	at #18/17 Missouri*	24	4-8	.500	2-4	.500	0-0	.000	1-5-6	1	1	4	0	0	10
F. 6	#11/10 TENNESSEE*	35	8-16	.500	0-2	.000	7-8	.875	3-8-11	1	1	2	1	1	23
F. 9	RV/RV ARKANSAS*	23	3-11	.273	0-1	.000	4-7	.571	2-5-7	5	0	1	0	0	10
F. 13	AUBURN*	26	5-12	.417	1-4	.250	1-2	.500	3-2-5	3	4	3	1	2	12
F. 17	at Vanderbilt*	27	1-6	.167	0-2	.000	0-0	.000	5-4-9	2	5	4	4	1	2
F. 20	at #19/20 Tennessee*	26	4-10	.400	1-2	.500	1-2	.500	4-10-14	4	2	2	0	1	10
F. 27	FLORIDA*	21	1-5	.200	0-1	.000	2-2	1.000	2-2-4	2	0	3	1	0	4
M. 2	at Ole Miss*	25	8-14	.571	0-1	.000	0-1	.000	3-5-8	2	3	2	0	0	16
M. 6	SOUTH CAROLINA*	13	3-6	.500	0-0	.000	1-1	1.000	2-6-8	3	0	0	0	0	7
M. 11	vs. Mississippi State [Nashville]	18	3-7	.429	0-2	.000	4-4	1.000	2-3-5	3	2	2	0	0	10

#13 RILEY WELCH 2020-21 GAME-BY-GAME STATS															
DATE	OPPONENT	MIN	FG-A	FG PCT.	3FG-A	3FG PCT.	FT-A	FT PCT.	O-D-T	PF	A	TO	BLK	STL	PTS
N. 25	MOREHEAD STATE	1	0-0	.000	0-0	.000	0-0	.000	0-0-0	0	0	0	0	0	0
F. 27	FLORIDA*	3*	0-0	.000	0-0	.000	0-0	.000	0-1-1	1	0	1	0	0	0
M. 6	SOUTH CAROLINA*	3	0-0	.000	0-0	.000	0-0	.000	0-0-0	0	0	0	0	0	0

#14 BRENNAN CANADA 2020-21 GAME-BY-GAME STATS															
DATE	OPPONENT	MIN	FG-A	FG PCT.	3FG-A	3FG PCT.	FT-A	FT PCT.	O-D-T	PF	A	TO	BLK	STL	PTS
N. 25	MOREHEAD STATE	1	0-0	.000	0-0	.000	0-0	.000	0-0-0	0	0	0	0	0	0
M. 6	SOUTH CAROLINA*	2	0-0	.000	0-0	.000	0-0	.000	0-0-0	0	0	2	0	1	0

#20 ZAN PAYNE 2020-21 GAME-BY-GAME STATS															
DATE	OPPONENT	MIN	FG-A	FG PCT.	3FG-A	3FG PCT.	FT-A	FT PCT.	O-D-T	PF	A	TO	BLK	STL	PTS
N. 25	MOREHEAD STATE	1	0-0	.000	0-0	.000	0-0	.000	0-0-0	0	0	0	0	0	0
M. 6	SOUTH CAROLINA*	3	1-2	.500	0-0	.000	0-0	.000	1-1-2	0	0	0	0	0	2

#21 CAM'RON FLETCHER 2020-21 GAME-BY-GAME STATS															
DATE	OPPONENT	MIN	FG-A	FG PCT.	3FG-A	3FG PCT.	FT-A	FT PCT.	O-D-T	PF	A	TO	BLK	STL	PTS
N. 25	MOREHEAD STATE	17	4-5	.800	1-1	1.000	0-0	.000	1-4-5	2	3	0	0	1	9
N. 29	RV/RV RICHMOND	15*	2-3	.667	0-0	.000	0-0	.000	2-4-6	2	0	2	0	1	4
D. 1	vs. #7/5 Kansas [Indianapolis]	13	0-2	.000	0-2	.000	0-0	.000	0-2-2	3	0	0	0	2	0
D. 6	vs. Georgia Tech [Atlanta]	1	0-0	.000	0-0	.000	0-0	.000	0-0-0	0	0	0	0	0	0

2020-21 INDIVIDUAL GAME-BY-GAME STATISTICS



D. 12	NOTRE DAME	4	0-1	.000	0-1	.000	0-0	.000	0-0-0	0	0	0	0	0	0
D. 19	vs. #22/21 North Carolina [Cleveland]	2	0-0	.000	0-0	.000	0-0	.000	0-0-0	1	0	0	0	1	0
F. 3	at #18/17 Missouri*	1	0-0	.000	0-0	.000	0-0	.000	0-0-0	0	0	0	0	0	0
M. 6	SOUTH CAROLINA*	6	1-2	.500	0-0	.000	0-2	.000	0-2-2	2	0	1	0	0	2
M. 11	vs. Mississippi State [Nashville]	1	0-0	.000	0-0	.000	0-0	.000	0-0-0	0	0	0	0	0	0

#23 ISAIAH JACKSON | 2020-21 GAME-BY-GAME STATS

DATE	OPPONENT	MIN	FG-A	FG PCT.	3FG-A	3FG PCT.	FT-A	FT PCT.	O-D-T	PF	A	TO	BLK	STL	PTS
N. 25	MOREHEAD STATE	17*	4-5	.800	0-0	.000	1-2	.500	2-2-4	3	1	1	2	0	9
N. 29	RV/RV RICHMOND	25	2-8	.250	0-1	.000	2-5	.400	7-7-14	1	0	3	2	0	6
D. 1	vs. #7/5 Kansas [Indianapolis]	30*	3-7	.429	0-1	.000	1-1	1.000	3-9-12	4	0	1	8	0	7
D. 6	vs. Georgia Tech [Atlanta]	32*	4-8	.500	0-0	.000	1-1	1.000	3-9-12	3	4	3	1	1	9
D. 12	NOTRE DAME	16*	0-1	.000	0-0	.000	1-2	.500	2-3-5	3	1	0	1	0	1
D. 19	vs. #22/21 North Carolina [Cleveland]	15*	1-2	.500	0-0	.000	1-2	.500	1-4-5	5	0	2	1	0	3
D. 26	at RV/RV Louisville	21*	2-6	.333	0-0	.000	3-4	.750	4-3-7	5	0	3	3	2	7
J. 2	at Mississippi State*	20*	1-4	.250	0-0	.000	0-1	.000	1-1-2	2	1	1	4	3	2
J. 5	VANDERBILT*	16	1-2	.500	0-0	.000	2-2	1.000	2-3-5	2	0	0	2	0	4
J. 9	at RV/RV Florida*	20	4-7	.571	0-0	.000	1-2	.500	1-5-6	1	2	4	4	1	9
J. 12	RV/24 ALABAMA*	23	3-5	.600	0-0	.000	8-10	.800	3-3-6	3	0	3	7	2	14
J. 16	at Auburn*	11*	0-3	.000	0-0	.000	2-2	1.000	0-1-1	0	0	0	2	0	2
J. 20	at Georgia*	21	6-6	1.000	0-0	.000	0-0	.000	2-2-4	0	0	1	4	0	12
J. 23	RV/RV LSU*	16	2-5	.400	0-0	.000	2-2	1.000	4-11-15	3	0	1	1	0	6
J. 26	at #9/8 Alabama*	16	2-4	.500	0-0	.000	2-2	1.000	1-4-5	4	1	2	2	1	6
F. 3	at #18/17 Missouri*	34*	3-6	.500	0-0	.000	2-4	.500	0-10-10	3	2	2	4	3	8
F. 6	#11/10 TENNESSEE*	12*	2-2	1.000	0-0	.000	0-0	.000	1-0-1	2	0	0	0	0	4
F. 9	RV/RV ARKANSAS*	18*	3-7	.429	0-0	.000	3-6	.500	0-3-3	5	1	0	2	0	9
F. 13	AUBURN*	31*	5-8	.625	0-0	.000	8-11	.727	5-6-11	1	0	0	2	0	18
F. 17	at Vanderbilt*	21*	5-5	1.000	0-0	.000	5-6	.833	2-7-9	5	1	2	2	0	15
F. 20	at #19/20 Tennessee*	20*	4-10	.400	0-0	.000	8-9	.889	2-5-7	4	0	2	2	1	16
F. 27	FLORIDA*	15*	4-4	1.000	0-0	.000	3-4	.750	3-2-5	4	1	2	3	1	11
M. 2	at Ole Miss*	24*	5-8	.625	0-0	.000	3-6	.500	0-3-3	5	1	1	3	1	13
M. 6	SOUTH CAROLINA*	26*	5-8	.625	0-0	.000	3-4	.750	4-6-10	2	1	3	1	2	13
M. 11	vs. Mississippi State [Nashville]	19*	3-6	.500	0-0	.000	1-2	.500	0-3-3	5	0	1	2	1	7

#25 KAREEM WATKINS | 2020-21 GAME-BY-GAME STATS

DATE	OPPONENT	MIN	FG-A	FG PCT.	3FG-A	3FG PCT.	FT-A	FT PCT.	O-D-T	PF	A	TO	BLK	STL	PTS
M. 6	SOUTH CAROLINA*	2	0-0	.000	0-0	.000	0-0	.000	0-0-0	0	0	0	0	0	0

#30 OLIVIER SARR | 2020-21 GAME-BY-GAME STATS

DATE	OPPONENT	MIN	FG-A	FG PCT.	3FG-A	3FG PCT.	FT-A	FT PCT.	O-D-T	PF	A	TO	BLK	STL	PTS
N. 25	MOREHEAD STATE	21*	4-6	.667	0-0	.000	0-0	.000	2-1-3	3	1	1	2	0	8
N. 29	RV/RV RICHMOND	38*	5-13	.385	0-0	.000	7-11	.636	4-7-11	3	0	5	1	0	17
D. 1	vs. #7/5 Kansas [Indianapolis]	15*	4-6	.667	0-0	.000	0-0	.000	2-4-6	4	1	0	2	0	8
D. 6	vs. Georgia Tech [Atlanta]	30*	1-4	.250	0-0	.000	4-4	1.000	0-3-3	4	2	2	0	0	6
D. 12	NOTRE DAME	34*	11-16	.688	0-1	.000	0-1	.000	2-5-7	3	2	2	3	0	22
D. 19	vs. #22/21 North Carolina [Cleveland]	19*	0-0	.000	0-0	.000	2-4	.500	1-3-4	5	1	3	1	0	2
D. 26	at RV/RV Louisville	22*	0-4	.000	0-0	.000	1-2	.500	0-1-1	3	0	2	1	0	1
J. 2	at Mississippi State*	37*	6-16	.375	2-2	1.000	0-0	.000	6-6-12	2	1	3	2	1	14
J. 5	VANDERBILT*	28*	5-10	.500	0-1	.000	14-17	.824	1-6-7	5	2	0	2	1	24
J. 9	at RV/RV Florida*	24*	5-8	.625	0-1	.000	0-0	.000	1-1-2	3	2	0	0	1	10
J. 12	RV/24 ALABAMA*	19*	1-4	.250	0-0	.000	4-5	.800	2-3-5	1	2	2	0	0	6
J. 16	at Auburn*	14*	3-5	.600	0-0	.000	0-1	.000	2-3-5	2	0	2	1	1	6
J. 20	at Georgia*	30*	3-9	.333	0-1	.000	0-0	.000	3-10-13	3	2	2	1	1	6
J. 23	RV/RV LSU*	12*	3-5	.600	0-0	.000	7-8	.875	3-2-5	4	0	2	0	0	13
J. 26	at #9/8 Alabama*	25*	4-10	.400	0-1	.000	4-5	.800	0-4-4	3	0	1	1	2	12
F. 3	at #18/17 Missouri*	12*	4-6	.667	1-1	1.000	0-0	.000	1-1-2	5	2	2	0	1	9
F. 6	#11/10 TENNESSEE*	27*	5-9	.556	2-2	1.000	2-2	1.000	1-4-5	4	1	4	1	1	14
F. 9	RV/RV ARKANSAS*	31*	4-9	.444	3-5	.600	2-2	1.000	7-3-10	3	4	3	0	0	13
F. 13	AUBURN*	23*	3-7	.429	1-3	.333	2-4	.500	2-1-3	2	3	4	4	0	9
F. 17	at Vanderbilt*	27*	4-8	.500	0-1	.000	2-2	1.000	0-1-1	4	1	3	4	0	10
F. 20	at #19/20 Tennessee*	30*	2-7	.286	0-0	.000	6-6	1.000	2-5-7	1	2	2	1	0	10
F. 27	FLORIDA*	35*	2-4	.500	0-1	.000	2-2	1.000	2-1-3	1	1	2	1	1	6
M. 2	at Ole Miss*	31*	3-10	.300	1-2	.500	8-10	.800	2-1-3	2	0	0	1	0	15
M. 6	SOUTH CAROLINA*	21*	6-10	.600	1-1	1.000	2-2	1.000	3-0-3	3	1	4	1	0	15
M. 11	vs. Mississippi State [Nashville]	23*	5-12	.417	1-3	.333	3-3	1.000	3-2-5	4	1	0	0	0	14



2020-21 INDIVIDUAL GAME-BY-GAME STATISTICS

#55 LANCE WARE 2020-21 GAME-BY-GAME STATS															
DATE	OPPONENT	MIN	FG-A	FG PCT.	3FG-A	3FG PCT.	FT-A	FT PCT.	O-D-T	PF	A	TO	BLK	STL	PTS
N. 25	MOREHEAD STATE	19	0-0	.000	0-0	.000	0-0	.000	0-5-5	3	0	0	2	1	0
N. 29	RV/RV RICHMOND	2	0-0	.000	0-0	.000	0-0	.000	0-0-0	3	0	1	0	0	0
D. 1	vs. #7/5 Kansas [Indianapolis]	10	0-0	.000	0-0	.000	1-2	.500	0-1-1	3	1	0	1	1	1
D. 6	vs. Georgia Tech [Atlanta]	2	0-0	.000	0-0	.000	2-2	1.000	1-0-1	0	0	1	0	0	2
D. 12	NOTRE DAME	8	0-0	.000	0-0	.000	0-0	.000	0-2-2	1	0	1	0	0	0
D. 19	vs. #22/21 North Carolina [Cleveland]	21	2-3	.667	0-0	.000	0-0	.000	4-3-7	5	0	1	0	2	4
D. 26	at RV/RV Louisville	13	1-5	.200	0-0	.000	2-5	.400	3-1-4	1	0	0	1	0	4
J. 2	at Mississippi State*	35	2-4	.500	0-0	.000	0-0	.000	5-8-13	2	4	3	1	1	4
J. 5	VANDERBILT*	15*	0-0	.000	0-0	.000	1-2	.500	1-0-1	3	0	1	2	0	1
J. 9	at RV/RV Florida*	6*	0-0	.000	0-0	.000	0-0	.000	0-1-1	1	0	1	0	0	0
J. 16	at Auburn*	22	1-4	.250	0-0	.000	2-3	.667	1-3-4	4	1	2	1	1	4
J. 20	at Georgia*	4*	0-0	.000	0-0	.000	0-0	.000	0-1-1	0	0	1	0	0	0
J. 23	RV/RV LSU*	17	3-3	1.000	0-0	.000	1-1	1.000	1-1-2	2	0	0	0	0	7
J. 26	at #9/8 Alabama*	7	0-1	.000	0-0	.000	3-4	.750	1-0-1	1	0	1	0	0	3
F. 3	at #18/17 Missouri*	29	3-4	.750	0-0	.000	2-4	.500	2-8-10	4	0	3	3	0	8
F. 6	#11/10 TENNESSEE*	5	0-3	.000	0-0	.000	0-0	.000	2-0-2	1	0	1	0	0	0
F. 9	RV/RV ARKANSAS*	4	0-0	.000	0-0	.000	0-0	.000	0-1-1	0	1	0	0	0	0
F. 13	AUBURN*	4	0-0	.000	0-0	.000	0-0	.000	0-0-0	0	0	1	0	0	0
F. 17	at Vanderbilt*	2	0-0	.000	0-0	.000	0-0	.000	0-0-0	1	0	0	0	0	0
M. 6	SOUTH CAROLINA*	11	1-2	.500	0-0	.000	0-0	.000	1-2-3	3	0	1	0	0	2
M. 11	vs. Mississippi State [Nashville]	17	0-3	.000	0-0	.000	1-4	.250	2-2-4	3	1	0	0	0	1



ALL-TIME WILDCATS

A

Allan Abramson (Mgr.) (1944)
 John Adams (1962, 63, 64, 65)
 Skipper Adams (1956)
 Edrice "Bam" Adebayo (2017)
 Don Adkins (Mgr.) (1974, 75)
 Earl Adkins (1954, 55, 56, 57, 58)
 Paul Adkins (1921, 22)
 Marvin Akers (1941, 42, 43)
 Charles Alberts (1924, 25, 26)
 Charles Aleksinas (1978, 79)
 Brooks Alexander (1964)
 Jonas Alger (Mgr.) (2020, 21)
Dontaie Allen (2020, 21)
 Ermal Allen (1940, 41, 42)
 Shagari Alleyne (2004, 05, 06)
 Ed Allin (1945, 46)
 Desmond Allison (1999, 2000)
 Sean Alteri (Mgr.) (1997)
 Carl Althaus (1943)
 Harold Amoss (1903, 04)
 Derek Anderson (1996, 97)
 Dwight Anderson (1979, 80)
 Milerd Anderson (1934, 35, 36)
 Jim Andrews (1970, 71, 72, 73)
 Paul Andrews (1984, 85, 86, 87)
 Lee Andrus (1903, 04)
 Myron Anthony (1998, 99)
 Phil Argento (1967, 68, 69)
 Richard Arnett (1903, 04)
 Devin Askew (2021)
 Jay Atkerson (Mgr.) (1957, 58, 59)
 George Atkins (1960, 61, 62, 63)
 Randy Azbill (Mgr.) (1984, 85)
 Kelenna Azubuike (2003, 04, 05)

B

H.A. Babb (Mgr.) (1911)
 Adrian Back (1942)
 Stanley Baer (1905, 06, 07)
 Scotty Baesler (1960, 61, 62, 63)
 Jemarl Baker Jr. (2018, 19)
 Mike Ballenger (1982)
 Richard Barbee (1906, 07, 08, 09, 10)
 Antwain Barbour (2003, 04)
 Clifford Barker (1947, 48, 49)
 Bill Barlow (1943)
 Marshall Barnes (1923)
 Brinkley Barnett (1911, 12, 13)
 Wayne Barnett (1963)
 Dale Barnstable (1947, 48, 49, 50)
 Bruce Bartee (1918, 19)
 Bobby Barton (Mgr.) (1967)
 Will Barton (Mgr.) (2010, 11, 12, 14)
 Arthur Bash (1918)
 Arthur Bastin (1918)
 Jay Bayless (1955, 56, 57)
 Dickey Beal (1981, 82, 83, 84)
 Ralph Beard (1946, 47, 48, 49)
 Bret Bearup (1981, 82, 83, 84, 85)
 Todd Bearup (1991)
 Thomas Beatty (1911, 12)
 Ed Beck (1955, 56, 57, 58)
 Twany Beckham (2012, 13)
 Cecil Bell (1931, 32)
 Maurice Bell (1944)

Tommy Belt (1956)
 Winston Bennett (1984, 85, 86, 88)
 Kerry Benson (2008)
 Cliff Berger (1965, 66, 67, 68)
 Taylor Berryman (Mgr.) (2019, 20, 21)
 Jim Bersot (1962)
 Jim Beshears (1962)
 Henry Besuden (1925, 26)
 Bill Bibb (1954, 55)
 Arthur Bicknell (Mgr.) (1940)
 J.W. Biggerstaff (1933)
 Doug Billips (Mgr.) (1969, 70)
 Calvin Bird (1958)
 Jerry Bird (1954, 55, 56)
 Darryl Bishop (1972)
 Frank Blackard (1962)
 James Blackmon (1984, 85, 86, 87)
 Crittenden Blair (1932, 34)
 Hubert Blakey (1920)
 Zeb Blankenship (1946)
 William Blanton (1923)
 Eric Bledsoe (2010)
 J.P. Blevins (1999, 2000, 01, 02)
 Harry Bliss (1935, 36)
 Bruce Boehler (1942)
 Keith Bogans (2000, 01, 02, 03)
 J. David Bolen (Mgr.) (1996, 97, 98)
 Devin Booker (2015)
 Michael Boorman (Mgr.) (2016, 17, 18, 19)
 Ralph Boren (1923, 24)
 Brandon Boston Jr. (2021)
 Brad Bounds (1964, 65, 66, 67)
 Barret Bouska (Mgr.) (2018, 19, 20)
 Sam Bowie (1980, 81, 82, 83, 84)
 Junior Braddy (1990, 91, 92, 93)
 Michael Bradley (1998, 99)
 Ramel Bradley (2005, 06, 07, 08)
 Travis Branham (Mgr.) (2016)
 Bob Brannum (1944, 47)
 Brandy Brandstetner (1912)
 Bob Brannun (1944, 47)
 Don Branson (1905, 06)
 Jeff Brassow (1990, 91, 92, 93, 94)
 Wayne Breeden (Mgr.) (1983)
 John Brewer (1954, 55, 56, 57)
 Leo Brewer (1907, 08)
 Melvin Brewer (1941, 42, 43)
 Leonard C. Bridges (Mgr.) (1910)
 Chris Briggs (Mgr.) (2002, 03, 04)
 Isaiah Briscoe (2016, 17)
 Dick Brodersen (1963)
 Jake Bronston (1929, 30, 31)
Keion Brooks Jr. (2020, 21)
 Curt Brown (1964)
 Dale Brown (1992, 93)
 William Brown (1957)
 Steve Bruce (1987)
 Al Bruno (1949)
 Thomson Bryant (1905, 06, 07)
 Nathaniel Buis (1944)
 Carey Burchett (Mgr.) (1934)
 Carroll Burchett (1959, 60, 61, 62)
 Lawrence Burnham (1919, 20, 22, 23)
 Kyle Burns (Mgr.) (2018, 19, 20, 21)
 Bob Burrow (1955, 56)
 Bill Busey (1967, 68, 69, 70)

Paul Bussee (1954)
 John Butcher (1955)
 Travis Butler (1967)
 Bernie Butts (1960, 61)
 Kirk Byars (Mgr.) (1963)
 Leroy Byrd (1984, 85, 86)

C

Ronnie Cain (1956)
 Brad Calipari (2017, 18, 19)
 Craig Callihan (Mgr.) (2008, 09, 10)
 Gerry Calvert (1954, 55, 56, 57)
 Jules Camara (1999, 2000, 01, 02, 03)
 Albert Campbell (1948)
 George Campbell (Mgr.) (1935)
 John Campbell (1910, 11)
 Kenton Campbell (1945, 46, 47, 48)
 Patrick Campbell (1917, 18)
 Will Campbell (Mgr.) (2007, 08, 09, 10)
Brennan Canada (2020, 21)
 Burgess Carey (1925, 26)
 Ralph Carlisle (1935, 36, 37)
 Armiel Carman (Mgr.) (1916)
 Josh Carrier (2002, 03, 04, 05)
 Rashaad Carruth (2002)
 Jared Carter (2006, 07, 08, 09)
 Dwane Casey (1976, 77, 78, 79)
 Mike Casey (1967, 68, 69, 71)
 Billy Ray Cassidy (1955, 56, 57, 58)
 Billy Cassity (1963)
 Lindie Castle (1951)
 Willie Cauley-Stein (2013, 14, 15)
 Milton Cavana (1931)
 Bill Chambers (1945)
 J.S. Chambers (Mgr.) (1909)
 Jan Chancellor (1964)
 Dan Chandler (1954, 55)
 Rex Chapman (1987, 88)
 Wayne Chapman (1964)
 Adam Chiles (2002)
 Kirk Clarks (1968, 72)
 Ronald Clark (1952)
 Terrence Clarke (2021)
 Truman Claytor (1976, 77, 78, 79)
 Tom Clemmons (1968)
 Steve Clevenger (1965, 66, 67, 68)
 Jesse Clinger (Mgr.) (2017, 18)
 Marion Cluggish (1938, 39, 40)
 Stan Cluggish (1940)
 Sonny Cobb (1956)
 Bennie Coffman (1959, 60)
 Sid Cohen (1959, 60)
 Lincoln Collinsworth (1955, 56, 57, 58)
 Carl Combs (1940, 41)
 Cecil Combs (1928, 29, 30)
 Charles Combs (1936, 37, 38)
 Larry Conley (1963, 64, 65, 66)
 Jimmy Dan Conner (1972, 73, 74, 75)
 George Cooke (1952)
 Joe Coons (1903, 04, 05)
 Clyde Cooper (1945)
 Tony Cooper (1991)
 Jim Corcoran (1956)
 Earl Cornett (1962)
 Paul Corum (1954, 55)
 Nealee Cosby (1952)

Bernard Coté (2003, 04)
 E.A. Couch (1957, 58)
 Scott Courts (1978)
 Mark Coury (2007, 08)
 DeMarcus Cousins (2010)
 Fred Cowan (1978, 79, 80, 81)
 Jeremiah Cox (Mgr.) (2004, 05, 06)
 Johnny Cox (1956, 57, 58, 59)
 Hugh Coy (1954)
 Gary Crabtree (1962)
 John Craig (1936)
 Mark Crain (1960)
 Wes Cravens (1944)
 Joe Crawford (2005, 06, 07, 08)
 John Crigler (1955, 56, 57, 58)
 Louis Crigler (1957)
 George Critz (1961, 62, 63, 64)
 Johnny Crockett (1946)
 Larry Crosby (Mgr.) (1965)
 John S. Crosthwaite (1910)
 Lawrence Crump (1931)
 Albert Cummins (1947)
 Jess Curry (1954)
 Fred Curtis (1937, 38, 39)
 Hank Curtis (Mgr.) (2017, 18)

D

Tommy Dale (1964)
 Louie Dampier (1964, 65, 66, 67)
 Erik Daniels (2001, 02, 03, 04)
 Darrell Darby (1931, 32, 33)
 Howard Dardeen (1958, 59)
 Ed Davender (1985, 86, 87, 88)
 Jonny David (2016, 17, 18, 19)
 Anthony Davis (2012)
 A.J. Davis (Mgr.) (2006)
 Berkley Davis (1932, 34)
 Bill Davis (1933, 34)
 Bruce Davis (1935, 36)
 Johnathon Davis (1988, 89, 90, 91)
 Mulford Davis (1943, 46, 47)
 Robert Davis (1936, 37, 38)
 William Davis (1933, 34)
 Gene Dauer (1968)
 Roger Day (1948, 49, 50)
 David Deaton (Mgr.) (1989)
 Ted Deeken (1961, 62, 63, 64)
 Claire Dees (1927, 28, 29)
 Vince Del Negro (1961)
 Tony Delk (1993, 94, 95, 96)
 Adam Delph (2009)
 John "Frenchy" DeMoisey (1932, 33, 34)
 Truitt DeMoisey (1944)
 Brody Dempsey (Mgr.) (2021)
 Harry Denham (1938, 39, 40)
 Rodney Dent (1993, 94)
 Dickie Derrickson (1945)
 Hamidou Diallo (2017, 18)
 Jim Dinwiddie (1967 68, 69, 70, 71)
 Joseph Dishman (1918, 19)
 Darnell Dodson (2010)
 Arthur Donan (1906)
 Mike Dolan (Mgr.) (1952, 54)
 Warfield Donohue (1935, 36, 37)
 Tommy Dorsey (1956)
 Harold Downing (1908)
 Pat Doyle (1960, 61, 62, 63)
 Rick Drewitz (1971, 72, 73, 74)
 Chester Duff (1945)

Hunter Durham (Mgr.) (1961, 62)
 James Durham (1945)
 Sean Dunleavy (Mgr.) (2021)
 Cliff Dwyer (1952)

E

David Eakins (1958)
 Ray Edelman (1971, 72, 73, 74)
 Allen Edwards (1995, 96, 97, 98)
 Leroy Edwards (1935)
 Michael Elgin (Mgr.) (2014, 15, 16)
 Russell Ellington (1935, 36)
 Cecil Ellis (1910)
 LeRon Ellis (1988, 89)
 Randy Embry (1962, 63, 64, 65)
 Kenneth England (1941, 42)
 Anthony Epps (1994, 95, 96, 97)
 Marquis Estill (2000, 01, 02, 03)
 Frank Etscorn (1941, 42)
 Bill Evans (1951, 52, 54, 55)
 Clay Evans (1954)
 Heshimu Evans (1997, 98, 99)
 Mark Evans (Mgr.) (2010, 11, 12)
 William Evans (Mgr.) (1942)
 William Evans (Mgr.) (2020)
 John Everett (1919, 20)

F

H.L. Farmer (1912, 13)
 John Farmer (1968)
 Richie Farmer (1989, 90, 91, 92)
 Keith Farnsely (1939, 40, 41)
 John Farris (Mgr.) (1992, 94, 95)
 J.B. Faulconer (Mgr.) (1939)
 Allen Feldhaus (1959, 60, 61, 62)
 Deron Feldhaus (1988, 89, 90, 91, 92)
 John Ferguson (Mgr.) (1971)
 Fred Fest (1921, 22, 23)
 Gerald Fitch (2001, 02, 03, 04)
 Garrett Fitzpatrick (Mgr.) (1941)
 Cam'Ron Fletcher (2021)
 George Fletcher (Mgr.) (1980, 81)
 EJ Floreal (2014, 15, 16)
 Chigger Flynn (Mgr.) (1956)
 Doug Flynn (1970)
 James Flynn (1952)
 Mike Flynn (1972, 73, 74, 75)
 Travis Ford (1991, 92, 93, 94)
 Wayne Foust (1923)
 Bob Fowler (1976)
 De'Aaron Fox (2017)
 Walter Fox (1907, 08, 09, 10)
 Mont Fraley (1967)
 Don Frazier (1954)
 Jeremy French (Mgr.) (2007, 08, 09)
 Ray Frudenberger (1963)
 Jim Fulcher (1962)
 Clifford Fuller (1921)

G

Wenyen Gabriel (2017, 18)
 Jake Gaiser (1910, 11, 12)
 Kevin Gallagher (Mgr.) (2018, 19, 20, 21)
 Kevin Galloway (2009)
 Gary Gamble (1965, 66, 67, 68)
 Charles Gates (1933)
 Sam Gates (1935, 36)
 Kenneth Gayheart (Mgr.) (1990, 91, 92, 94)

Robert Gayheart (Mgr.) (1989)
 D.J. Geddes (Mgr.) (2001, 02, 03, 04, 05)
 Gordan George (1932)
 Chris Gettelfinger (1978, 79, 80, 81)
 Mickey Gibson (1963, 64)
 Elmer Gilb (1927, 28, 29)
 Shai Gilgeous-Alexander (2018)
 Jeff Ginnan (1989)
 Logan Gipe (1954)
 Jack Givens (1975, 76, 77, 78)
 Max Glickman (1918)
 Tom Gobel (1961)
 Ed Godbey (1959)
 Don Godby (1954)
 James Goforth (1935, 36, 37)
 Zach Goines (Mgr.) (1996, 97, 98, 99)
 James Goodman (1938, 39)
 Robbie Goodman (Mgr.) (2018)
 Steve Goodson (Mgr.) (2002, 03, 04, 05)
 Archie Goodwin (2013)
 Buddy Goodwin (1958)
 William Goodwin (1903)
 Harry Gorham (1944)
 Ed Gough (1938)
 Edward Grant (1964)
 Phil Grawemeyer (1954, 55, 56)
 Sean Gray (Mgr.) (1994, 95, 96, 97)
 Randy Gregory (Mgr.) (2016, 17, 18, 19)
 Quade Green (2018, 19)
 Steve Green (1974)
 Kevin Grevey (1972, 73, 74, 75)
 Pete Grigsby (1954)
 William Griffith (Mgr.) (1929)
 Alex Groza (1945, 47, 48, 49)
 George Gumbert (1914, 15, 16, 17)
 Bob Guyette (1972, 73, 74, 75)
 J. White Guyn (1903, 04)

H

Charles Hadden (1955)
 Cliff Hagan (1951, 52, 54)
 Joseph Hagan (1936, 37, 38)
 Ashton Hagans (2019, 20)
 Jerry Hale (1972, 73, 74, 75)
 Dan Hall (1975, 1976)
 Mark Halsell (2009)
 Bill Hamm (1943)
 Reggie Hanson (1988, 89, 90, 91)
 Roger Harden (1983, 84, 85, 86)
 John Hardwick (1957)
 Philip Haring (Mgr.) (1936, 38)
 Sam Harper (1962, 63, 64)
 Tom Harper (1961, 62, 63, 64)
 Carson Harreld (Mgr.) (1965, 66)
 Josh Harrellson (2009, 10, 11)
 Alford Harris (Mgr.) (2018, 19, 20, 21)
 Jim Harris (1968, 69)
 Ramon Harris (2007, 08, 09, 10)
 Aaron Harrison (2014, 15)
 Andrew Harrison (2014, 15)
 Chris Harrison (1992, 93, 94, 95)
 W.C. Harrison (1911, 12)
 Ryan Harrow (2013)
 Derrill Hart (1910, 11, 12, 16)
 Merion Haskins (1974, 75, 76, 77)
 Robert Hatchett (Mgr.) (2012, 13, 14)
 Walter Hatcher (1937)
 Vernon Hatton (1956, 57, 58)
 Cliff Hawkins (2001, 02, 03, 04)



Dominique Hawkins (2014, 15, 16, 17)
 Basil Hayden (1920, 21, 22)
 Chuck Hayes (2002, 03, 04, 05)
 Elmo Head (1937, 38, 39)
 Bob Hehl (1946)
 Tom Heilbron (1958)
 Bob Heinrich (1963)
 Charles Heinrich (1963)
 Charles Heinrich (1935)
 Matt Heissenbuttel (2001, 02, 03, 04)
 Tom Heitz (1980, 81, 82, 83, 84)
 Bill Heizer (1927)
 G. Foster Helm (1924, 25, 26, 27)
 Robert Henne (1948, 49)
 Joseph Herman (1906)
 Tyler Herro (2019)
 Will Herschelmann (Mgr.) (2006,07,08, 09)
 Arville Hickerson (1926)
 Billy Hill (1956)
 Darryl Hill (1962)
 Walter Hirsch (1948, 49, 50, 51)
 Walter Hodge (1937, 39)
 Ryan Hogan (1998, 99)
 Joe Holland (1946, 47, 48)
 Joey Holland (1974, 75, 76)
 Kent Hollenbeck (1969, 70, 71, 72)
 Mike Homa (1948)
 Jon Hood (2010, 11, 12, 13, 14)
 Derrick Hord (1980, 81, 82, 83)
 Lucas Houchin (Mgr.) (2017)
 Aaron Howard (Mgr.) (1998, 99, 2000, 01, 02)
 Mike Howard (Mgr.) (1996, 97, 98)
 Dick Howe (1955, 57, 58)
 Jim Howe (1945)
 Lee Huber (1939, 40, 41)
 Allen Hughes (1958)
 Charles Hughes (1924, 25)
 James Hughes (1932)
 Lowell Hughes (1957, 58, 59)
 Isaac Humphries (2016, 17)
 Harry Hurd (1959, 60, 61, 62)
 Charles Hurt (1980, 81, 82, 83)

I

Robert Ireland (1916, 17)
 Charles Ishmael (1962, 63, 64)
 Dan Issel (1967, 68, 69, 70)

J

Ralph Jackowski (1938)
 Isaiah Jackson (2021)
 Maurice Jackson (1933)
 Thad Jaracz (1965, 66, 67, 68)
 James Jarrell (1969)
 Derrick Jasper (2007, 08)
 Ernie Jefferson (1939)
 Irvine Jeffries (1928)
 Cedric Jenkins (1985, 86, 87, 88)
 Paul Jenkins (1926, 27, 28)
 Ned Jennings (1958, 59, 60, 61)
 Herbert Jerome (1934)
 Danny Jett (Mgr.) (2003)
 Bert Johnson (1935)
 Dakari Johnson (2014, 15)
 Ellis Johnson (1931, 32, 33)
 Keldon Johnson (2019)
 Larry Johnson (1974, 75, 76, 77)
 Phil Johnson (1955, 56, 58, 59)

Walter Johnson (1944)
 Buck Jones (1968)
 Chris Jones (1989)
 Terrence Jones (2011, 12)
 Wallace Jones (1946, 47, 48, 49)
 Ben Jordan (2020)
 James Jordan (1947, 48)
 David Judy (Mgr.) (2000, 01 02)
 Johnny Juzang (2020)

K

Enes Kanter (2011)
 Charles Keller (1952)
 Charlie Keller (1919)
 Pat Kelly (1905)
 William P. Kemper (Mgr.) (1905)
 Brady Kennedy (Mgr.) (2013, 14, 15, 16)
 Ron Kennett (1962, 63, 64, 65)
 Ralph Kercheval (1933)
 Stan Key (1969, 70, 71, 72)
 Michael Kidd-Gilchrist (2012)
 Jeff Kidder (Mgr.) (1989)
 Sacha Killeya-Jones (2017, 18)
 Henry Kimbrough (1912)
 Arlan King (1950)
 James King (1940, 41, 42)
 Kenneth King (1922)
 William King (1921, 22, 24, 25)
 Howard Kinne (1915, 17)
 A.M. Kirby (Mgr.) (1907)
 James Kittrell (1926)
 William Kleiser (1930, 31, 32)
 Edwin Knadler (1927)
 Brandon Knight (2011)
 Nate Knight (2000)
 Kevin Knox (2018)
 Mark Krebs (2008, 09, 10)
 Howard Kreuter (1932, 33)
 Tommy Kron (1963, 64, 65, 66)

L

Skal Labissière (2016)
 Art Laib (1968, 69, 70)
 Doron Lamb (2011, 12)
 George Lambros (1950)
 Ed Lander (1942, 43)
 Paul Lansow (1951)
 Bo Lanter (1980, 81, 82)
 Tod Lanter (2013, 14, 15)
 Jason Lathrem (1996)
 Allan Lavin (1931)
 Bob Lavin (1919, 20, 21, 22)
 Brad Lawless (1977)
 Dave Lawrence (1933, 34, 35)
 Roger Layne (1950, 51)
 James Lee (1975, 76, 77, 78)
 Marcus Lee (2014, 15, 16)
 Ken Lehkamp (Mgr.) (1956, 57)
 Alex Legion (2008)
 Jim LeMaster (1965, 66, 67, 68)
 Preston LeMaster (2003, 04, 05, 06)
 Larry Lentz (1963, 64, 65, 66)
 Morris Levin (Mgr.) (1931)
 Garland Lewis (1934, 35, 36)
 Billy Ray Lickert (1958, 59, 60, 61)
 DeAndre Liggins (2009, 10, 11)
 James Line (1947, 48, 49, 50)
 Shelby Linville (1950, 51, 52)
 Zach Lipson (Mgr.) (2011, 12)

Ercel Little (1931, 32)
 Steve Lochmueller (1972, 73, 74, 75)
 Robert Lock (1985, 86, 87, 88)
 Brian Long (2012, 13, 14, 15)
 Wayland Long (1968)
 Lawrence Longworth (1916, 17)
 Darrell Loranec (1946)
 Nick Lutz (1936)
 Trey Lyles (2015)
 June Lyons (1928)
 Ronnie Lyons (1971, 72, 73, 74)
 Wendell Lyons (1971, 72)

M

Kyle Macy (1977, 78, 79, 80)
 Richard Madison (1985, 86, 87, 88)
 Jamaal Magloire (1997, 98, 99, 00)
 Sam Malone (2012, 13, 14, 15)
 Vince Manna (Mgr.) (2018, 19, 20, 21)
 Eric Manuel (1988, 89)
 Dustin Marr (Mgr.) (2006, 07, 08)
 Ben Marsh (1916, 17, 18, 19)
 Egbert Marshall (1927)
 Will Martin (Mgr.) (2009, 10, 11, 12)
 Gimel Martinez (1991, 92, 93, 94)
 Frank Marx (1910, 11)
 Jamal Mashburn (1991, 92, 93)
 Steve Masiello (1997, 98, 99, 2000)
 Luke Mason (Mgr.) (2007, 08)
 Jim Master (1981, 82, 83, 84)
 James Mathewson (1942)
 Jalen Mathis (Mgr.) (2021)
 Tony Mathis (1989)
 Charles Matthews (2016)
 Harvey Mattingly (1932)
 Bill Maupin (1956)
 Tyrese Maxey (2020)
 Charles Maxson (Mgr.) (1933)
 Jack May (Mgr.) (1935, 36)
 Todd May (1983)
 Julius Mays (2013)
 Robert Mayhall (1974)
 John McAdam (Mgr.) (1970)
 Paul McBrayer (1928, 29, 30)
 Cecil McCarty (1957)
 Walter McCarty (1993, 94, 95, 96)
 Bob McCowan (1968, 69, 70, 72)
 Jim McDonald (1959, 60, 61, 62)
 James McFarland (1924, 25, 26)
 Skip McGaw (1990)
 Brian McGee (Mgr.) (2016, 17, 18)
 Lawrence McGinnis (1928, 29, 30)
 Louis McGinnis (1929, 30, 31)
 Dan McHale (Mgr.) (1998, 99, 2000, 01)
 John McIntosh (1935, 36, 37)
 Garnett McKenney (1917, 18)
 Troy McKinley (1982, 83, 84, 85)
 J. McKinney (Mgr.) (1936, 37)
 Fred McLane (1928, 29, 30)
 Lewis McManus (1956, 57)
 Malcom McMulleum (1946, 47)
 Jim Meek (1958)
 Giles Meadors (Mgr.) (1912)
 Jodie Meeks (2007, 08, 09)
 Ron Mercer (1996, 97)
 Michael Messer (Mgr.) (2020, 21)
 Hub Metry (Mgr.) (1964, 65)
 Brett Miller (Mgr.) (2010, 11, 12)
 Darius Miller (2009, 10, 11, 12)

David Miller (1973, 74)
 Derrick Miller (1987, 88, 89, 90)
 Larry Miller (1972)
 Len Miller (1928, 29)
 Cameron Mills (1995, 96, 97, 98)
 Chris Mills (1989)
 Don Mills (1957, 58, 59, 60)
 Dusty Mills (2008)
 Ray Mills (1954, 55, 56, 57)
 Terry Mills (1967, 68, 69, 70, 71)
 Stanley Milward (1928, 29, 30)
 Will Milward (1924, 25)
 Dirk Minniefield (1980, 81, 82, 83)
Davion Mintz (2021)
 Billy Mitchell (1954)
 Donnie Mitts (1964)
 Terry Mobley (1962, 63, 64, 65)
 Nazr Mohammed (1996, 97, 98)
 Gayle Mohney (1926)
 Malik Monk (2017)
 EJ Montgomery (2019, 20)
 George Montgomery (1903)
 Joel Moody (1959)
 Bob Moore (Mgr.) (1950, 51, 52)
 Caleb Moore (Mgr.) (2000, 01, 02, 03)
 Eric Moore (Mgr.) (1989)
 Johnny Moran (Mgr.) (2016, 17, 18, 19)
 Ralph Morgan (1913, 14, 15)
 Read Morgan (1950, 51)
 John Morris (1933)
 Jonathan Morris (Mgr.) (2005)
 Randolph Morris (2005, 06, 07)
 Walter Morris (1919)
 Jeff Morrow (Mgr.) (1989, 90, 91, 92)
 Marc Moseley (1973)
 Tom Moseley (1943, 44)
 Ravi Moss (2003, 04, 05, 06)
 Thomas Mossberger (1957)
 Mychal Mulder (2016, 17)
 Kevin Murphy (Mgr.) (1998, 99, 2000)
 Zach Murphy (Mgr.) (2005, 06, 07, 08)
 Jamal Murray (2016)

N

Cotton Nash (1961, 62, 63, 64)
 Gene Neff (1951, 52)
 Alonzo Nelson (1945)
 Charles Neville (1964)
 Roger Newman (1957, 61)
 C.M. Newton (1950, 51)
 David Nile (1961)
 Tommy Nichols (1936)
 Brad Noe (Mgr.) (2006)
 Nerlens Noel (2013)
 Paul Noel (1943)
 Randy Noll (1969, 70)
 Vernon Nugent (1933)

O

Lukasz Obrzut (2004, 05, 06, 07)
 Mike O'Connell (1951)
 Dan Omlor (Mgr.) (1964)
 Bernard Oppen (1937, 38, 39)
 Donald Orme (1940, 41)
 Andrew Ortelli (Mgr.) (2012, 13, 14, 15)
 Daniel Orton (2010)
 Hays Owens (1928, 29, 30)

P

Scott Padgett (1995, 97, 98, 99)
 Randy Page (1968)
 Harold Park (Mgr.) (1945)
 James Park (1912, 14)
 Clyde Parker (1943)
 Ed Parker (Mgr.) (1919)
 Glen Parker (1944)
 J. Ed Parker (1944, 45, 46, 47)
 Jason Parker (2001, 02)
 Tom Parker (1969, 70, 71, 72)
 Jack Parkinson (1944, 45, 46, 48)
 Michael Parks (1990, 91)
 Dick Parsons (1958, 59, 60, 61)
 Patrick Patterson (2008, 09, 10)
Alexander "Zan" Payne (2019, 20, 21)
 Tom Payne (1971)
 Bart Peak (1916, 17)
 Len Pearson (1950)
 John Pelphrey (1988, 89, 90, 91, 92)
 Doug Pendygraft (1961, 62)
 E.S. Penick (1943)
 Steve Penhorwood (1970, 71)
 Blake Perkins (Mgr.) (2013, 14, 15, 16)
 Bobby Perry (2004, 05, 06, 07)
 Dan Perry (1970, 71, 72)
 Dwight Perry (2007, 08, 09)
 George Perry (Mgr.) (1954)
 Phil Phelps (1955)
 Mike Phillips (1975, 76, 77, 78)
 Frank Phipps (1927)
 Bill Pieratt (1960)
 Ed Pierce (1903)
 Matt Pilgrim (2009)
 Wayne Plummer (1909, 10)
 Jarrod Polson (2011, 12, 13, 14)
 Kenneth Polson (1927)
 Randy Pool (1967, 68, 69, 70)
 Stacey Poole (2011)
 Mark Pope (1994, 95, 96)
 Michael Porter (2007, 08, 09)
 Tommy Porter (1965, 66, 67, 68)
 Shelby Post (1908, 09, 10)
 Sam Potter (1934, 35)
 William Poyntz (1921, 22, 23)
 Alex Poythress (2013, 14, 15, 16)
 Gerald Powell (1961)
 Dickie Prater (1951)
 Mike Pratt (1967, 68, 69, 70)
 R.C. Preston (1911, 12, 13, 14)
 Woodrow Preston (1952)
 Dwight Price (1951)
 Jared Prickett (1993, 94, 95, 97)
 Tayshaun Prince (1999, 2000, 01, 02)
 Linville Puckett (1954, 55)
 Dillon Pulliam (2016, 17, 18)
 Larry Pursiful (1959, 60, 61, 62)

Q

Immanuel Quickley (2019, 20)

R

Denny Radabaugh (1962, 63)
 Henry Rambo (1957)
 Frank Ramsey (1951, 52, 54)
 Lloyd Ramsey (1941, 42)
 Tripp Ramsey (Mgr.) (1976, 77)
 Julius Randle (2014)
 Jeff Ray (1973)

Al Reynolds (1945)
 Robert Reynolds (Mgr.) (1932)
 Rodrick Rhodes (1993, 94, 95)
 A.T. Rice (1922, 23, 24, 25)
 Bobby Rice (1960)
 Dick Richards (1933)
 Nick Richards (2018, 19, 20)
 Stanley Ridd (1912)
 S.H. Ridgeway (1920, 21)
 Andre Riddick (1992, 93, 94, 95)
 Sam Ridgway (1920, 21)
 Carl Riefkin (1923, 24)
 Pat Riley (1964, 65, 66, 67)
 Ruric Roark (1904)
 Roy Roberts (1959, 60, 61, 62, 63)
 Jess Robertson (1941)
 Louis Robertson (1941, 42)
 Rick Robey (1975, 76, 77, 78)
 Al Robinson (1958, 59, 60)
 William "Doc" Rodes (1917)
 William Rodes (1909, 10)
 Andrew Rogers (Mgr.) (2010)
 Karl Rohs (1924, 25)
 Don Rolfe (1962, 63)
 Kenneth Rollins (1943, 47, 48)
 Rajon Rondo (2005, 06)
 Van Buren Ropke (1927)
 Gayle Rose (1951, 52, 54, 55)
 Jimmy Rose (1963)
 Harold Ross (1955, 56, 57, 58)
 Ben Roth (Mgr.) (1915)
 Layton Rouse (1938, 39, 40)
 Willie Rouse (1951, 52, 54)
 Jerry Rump (1960)
 Joe Rupert (1933)
 Henry Rupp (1959, 60, 61, 62)
 Tony Russell (Mgr.) (1994, 95, 96, 97)

S

Forest Sale (1931, 32, 33)
 Chad Sanders (Mgr.) (2007, 08, 09, 10)
 Olivier Sarr (2021)
 Matt Scherbenke (2008, 09)
 Jack Schifflin (1945)
 Steve Schmitt (1968)
 Charles Schrader (1914, 16, 17)
 Wilber Schu (1943, 44, 45, 46)
 Otto Schwant (1915, 16)
 Fred Scott (1956)
 Herschel Scott (1913, 14, 15)
 Mike Scott (1987, 88, 89)
 Leon Szczepanski (1955)
 Jason Seamonds (Mgr.) (1998, 99)
 Cory Sears (2001, 02)
 Brian Sensibaugh (Mgr.) (2014)
 Jim Server (1915, 16)
 Nate Sestina (2020)
 Evan Settle (1932, 33, 34)
 Arthur Shanklin (1918)
 Shelby Shanklin (1907, 08, 10)
 Brown Sharp (1952)
 Roy Sharp (1957)
 James Sharpe (1927)
 Hubbard Shawhan (1910)
 Bobby Shepherd (1957)
 Jeff Sheppard (1994, 95, 96, 97, 98)
 Jay Shidler (1977, 78, 79, 80)
 Terry Shigg (1987)
 Oliver Simmons (1996, 97)



Boone Simpson (1919)
 Larue Simpson (1962)
 Glenn Sims (Mgr.) (1973)
 Rekalim Sims (2006)
 George Skinner (1931, 32, 33)
 Landon Slone (2009)
 Bobby Slusher (1958, 59)
 Will Smether (1948)
 Adrian Smith (1957, 58)
 Bill Smith (1955, 56, 57, 58)
 Doug Smith (Mgr.) (2006)
 G.J. Smith (1972, 73, 74, 75)
 Gilbert Smith (1920, 21, 22, 23)
 Greg Smith (1972)
 Saul Smith (1998, 99, 00, 01)
 Mark Soderberg (1969, 70, 71)
 Bob Sparkman (1960)
 Ernest Sparkman (1945)
 Patrick Sparks (2005, 06)
 Devlin Sparrow (1961)
 Benny Spears (1967, 68)
 Larry Spears (1938)
 Bill Spicer (1936)
 Carey Spicer (1929, 30, 31)
 Charles Spilman (1923)
 Bill Spivey (1950, 51, 52)
 Vincent Splane (1942)
 Claire St. John (1904)
 Carl Staker (1940, 41, 42)
 Larry Stammer (1970, 71, 72, 73)
 Greg Starrick (1968, 69)
 John Steele (1954)
 Larry Steele (1968, 69, 70, 71)
 Oliver Steele (1926)
 Elmore Stephens (1972)
 Tim Stephens (1977, 78, 79)
 Warren Stephens (1957)
 Perry Stevenson (2007, 08, 09, 10)
 A.J. Stewart (2008, 09)
 Gene Stewart (1964, 65, 66, 67)
 Bobby Stiliz (1936)
 Brian Stocker (Mgr.) (1994, 95, 96, 97)
 Brandon Stockton (2003, 04, 05, 06)
 Marvin Stone (2000, 01, 02)
 Neville Stone (1908)
 John Strogh (1945, 48, 49)
 Robert Strohm (1937)
 Guy Strong (1950, 51)
 Michael Stump (Mgr.) (2014, 15, 16, 17)
 Barkley Sturgill (1946)
 William Sturgill (1945, 46)
 Don Sullivan (Mgr.) (1978, 79)
 Anthony Summers (Mgr.) (1998, 99, 2000)
 Bill Surface (Mgr.) (1955)
 Mike Surface (1959)
 Sean Sutton (1988, 89)
 Todd Svoboda (1993)
 Dan Swartz (1952)
 Steve Swennes (1968)
 Jhoh Szalay (1964)

T

Todd Tackett (1999, 2000, 01)
 Bob Tallent (1965, 66, 67)
 Thomas Tanner (1910)
 Spencer Tatum (Mgr.) (1989, 90, 91, 92)
 Vincent Tatum (Mgr.) (1991, 92)
 Bob Taylor (1934, 35, 36)

Marquis Teague (2012)
 Jackie Terrell (1954)
 Alan Theobald (Mgr.) (1968)
 H.C. Thomas (1918, 19)
 Henry Thomas (1990, 91, 92)
 Irving Thomas (1986, 87)
 Roger Thomas (Mgr.) (1982, 83)
 Shera Thomas (2004, 05, 06, 07)
 Alvin Thompson (1917)
 Homer Thompson (1937, 38, 39)
 Tommy Thompson (Mgr.) (1960)
 Jody Thompson (1991)
 Polk Threlkeld (1910)
 Bob Tice (1937)
 Milton Ticco (1941, 42, 43)
 Edward Tierney (1934, 35)
 Clarence Tillman (1979)
 Aminu Timberlake (1992, 93)
 Jack Tingle (1944, 45, 46, 47)
 Ralph Tipton (1960)
 Carlos Toomer (1991, 92)
Jacob Toppin (2021)
 Garland Townes (1948, 49, 50)
 Karl-Anthony Towns (2015)
 Len Tracy (1925)
 Reid Travis (2019)
 John Trivette (1938)
 Bill Trott (1929, 30, 31)
Oscar Tshiebwe (2021)
 Lou Tsiioropoulos (1951, 52, 54)
 Jack Tucker (1933, 34, 35)
 Frank Tully (1965)
 Wayne Turner (1996, 97, 98, 99)
 Melvin Turpin (1981, 82, 83, 84)
 Paul Turrell (1935)
 William P. Tuttle (1912, 13, 14, 15)

U

Tyler Ulis (2015, 16)
 Eiki Umezaki (Mgr.) (1989)
 Lovell Underwood (1924, 25, 26)
 Gary Utz (1974)

V

Jarred Vanderbilt (2018)
 Eloy Vargas (2011, 12)
 Robert Vent (Mgr.) (2018, 19)
 Chuck Verderber (1979, 80, 81, 82)
 Frank Vogel (Mgr.) (1996)
 John Vogt (1903)
 George Vulich (1944, 45)

W

George Waggoner (1961)
 Antoine Walker (1995, 96)
 Harris Walker (1938)
 J. Rice Walker (1936, 37, 38)
 Kenny Walker (1983, 84, 85, 86)
 John Wall (2010)
 Jay Wallace (1926)
Lance Ware (2021)
 Reggie Warford (1973, 74, 75, 76)
 PJ Washington (2018, 19)
 Lawrence Waters (1905)
 James Wathen (1957)
Kareem Watkins (2021)
 Robert Watson (1950, 51, 52)
 Jim Weber (1943, 46)
 Riley Welch (2020, 21)

James Wells (1951)
 Jimmy Weiland (1951)
 A.J. Weisenberger (1911, 12, 13)
 Wylie B. Wendt (Mgr.) (1906)
 Leo Wenkley (Mgr.) (1930)
 Randy Whaley (1951)
 Clint Wheeler (1967, 68, 69, 70, 71)
 Larry Wheeler (1961)
 Lucian Whitaker (1950, 51, 52)
 Sam Whitaker (Mgr.) (2018, 19)
 Hubert White (1925)
 Waller White (1940, 41, 42)
 Don Whitehead (1944)
 Kahili Whitney (2020)
 Walter Whittaker (1950)
 Ernie Whitus (1974, 75)
 Ferdinand Wieman (1927)
 James Wilhelm (1920, 21, 22)
 William Wilkinson (1922, 23, 24)
 Adam Williams (2006)
 Donald Williams (2009)
 LaVon Williams (77, 78, 79, 80)
 Morakinyo Williams (2008)
 Steve Williams (1977)
 Derek Willis (2014, 15, 16, 17)
 Maury Wilson (1906, 07, 08)
 W.C. Wilson (Mgr.) (1913)
 Kyle Wiltjer (2012, 13)
 Bob Windsor (1966)
 Dwayne Winger (1955)
 Roger Wood (1973, 74)
 Sean Woods (1990, 91, 92)
 Ron Woodward (1963)
 Charles Worthington (1931, 32)
 Charles Wright (1905)
 H.J. Wurtele (1904)
 Paul Wyatt (1961)
 Tai Wynyard (2016, 17, 18)

Y

George Yates (1930, 31, 33)
 Humzey Yessin (Mgr.) (1946, 47, 48, 49)
 Singleton Yeary (1945)
 Rudy Yessin (1944)
 James Young (2014)

Z

Sam Zeaman (1946)
 George Zerfoss (1916, 18, 19)
 Karl Zerfoss (1913, 14, 15, 16)
 Tom Zerfoss (1914)
 Todd Ziegler (1985, 86, 77)

** List includes known freshman team members

^ Special thanks to Jon Scott/
 BigBlueHistory.net

RETIRED JERSEYS

As the videotape rolls through the history of the Kentucky basketball program, the highlights are countless.

Eight national championships. Numerous Southeastern Conference titles. Last-second shots. The trophies. The net cutting. Victory upon victory. The pictures and images continue to roll.

Year after year, the Wildcats have contended for national championships and produced a host of All-Americans. The UK program also has stocked the NBA with top young talent.

But the ultimate honor for a Wildcat player or coach is to have his jersey retired. Through the years, 43 former players, coaches and contributors have received this recognition.

According to former UK sports information director Russell Rice, the first jersey retired was Layton "Mickey" Rouse, an All-SEC guard who captained the 1940 UK squad. At the annual banquet following the season, Coach Adolph Rupp surprised Rouse when he presented him with his entire uniform.

Following the 1949 season, Rupp honored the four seniors from the back-to-back national championship teams — Cliff Barker, Ralph Beard, Alex Groza and Wallace "Wah Wah" Jones, along with 1948 team captain Kenny Rollins

— by retiring their jerseys and stating that their numbers would never be worn again by a Kentucky player. It was then that they were tagged "the Fabulous Five" after Rupp made mention there would never be another team that "fabulous."

However, with the streamlining of jersey numbers by the NCAA, the jerseys are retired but the numbers remain active.

Two contributors have been selected for the basketball program's highest honor, including the late Cawood Ledford, the radio "Voice of the Wildcats" for 39 years. In 1997, Bill Keightley, the lovable and dedicated equipment manager known as "Mr. Wildcat," also was selected. And the great coaches have been honored as well — Rupp, Joe B. Hall and Rick Pitino.

Each selection has been presented with a framed jersey and a banner proudly hangs from the Rupp Arena rafters.

An individual must be a member of the Hall of Fame and be 10 years removed from a UK Athletics Hall of Fame career to be eligible for jersey retirement. A committee consisting of Hall of Famers, media members, campus representatives, and current coaches and administrators elects new inductees each year. A subcommittee also considers possible jersey retirements.

In recognition of outstanding contributions to the University of Kentucky basketball program, the UK Athletics Department has retired jerseys honoring the following:



Basil Hayden
1920-22



56 - Burgess Carey
1925-26



Carey Spicer
1929-31



Adolph Rupp
Head Coach - 1931-72



Forest "Aggie" Sale
1931-33




7 - John "Frenchy" DeMoisey
1932-34



4 - Layton "Mickey" Rouse
1938-40



**26 - Kenny Rollins*
1943, 47-48




**15 - Alex Groza*
1945, 47-49



**12 - Ralph Beard*
1946-49



**27 - Wallace Jones*
1946-49




**22 - Cliff Barker*
1947-49



77 - Bill Spivey
1950-51




**30 - Frank Ramsey*
1951-52, 54



**6 - Cliff Hagan*
1951-52, 54



***16 - Lou Tsiropoulos**
1951, 52-54




***42 - Billy Evans**
1952, 54-55




***20 - Gayle Rose**
1952, 54-55



Cawood Ledford
"Voice of the Wildcats"
1953-92



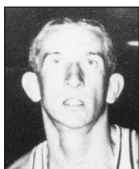
***22 - Jerry Bird**
1954-56




***44 - Phil Grawemeyer**
1954-56



50 - Bob Burrow
1955-56



52 - Vernon Hatton
1956-58




24 - Johnny Cox
1957-59




Bill Keightley
"Mr. Wildcat"
Equipment Manager
1962-2008




44 - Cotton Nash
1962-64



10 - Louie Dampier
1965-67




42 - Pat Riley
1965-67



44 - Dan Issel
1968-70



Joe B. Hall
Head Coach - 1973-85




35 - Kevin Grevey
1973-75




21 - Jack Givens
1975-78




53 - Rick Robey
1975-78




4 - Kyle Macy
1978-80




31-Sam Bowie
1980-81, 84




34 - Kenny Walker
1983-86




32 - Richie Farmer
1989-92




12 - Deron Feldhaus
1989-92



34 - John Pelphrey
1989-92




11 - Sean Woods
1990-92



24 - Jamal Mashburn
1991-93



Rick Pitino
Head Coach - 1990-97



00-Tony Delk
1993-96

★ Member of "The Fabulous Five,"
1948 national champions &
Olympic gold medalists

* Member of 1954 undefeated team



ALL-AMERICANS

A total of 55 Wildcats have earned All-America honors, as recognized by the NCAA. Of those players, 21 have been named Consensus All-America First Team 26 times. The following is a chronological listing of all UK basketball players who have been named to the NCAA-recognized All-America teams, beginning with forward Basil Hayden in 1921. The NCAA currently utilizes the Associated Press, the National Association of Basketball Coaches, the U.S. Basketball Writers Association and The Sporting News to determine Consensus All-Americans.

PLAYER	YEAR	SELECTION BOARD
Basil Hayden	1921•	HF
Burgess Carey	1925•	HF
Carey Spicer	1929	HF
	1931	HF
Paul McBrayer	1930	HF
Louis McGuinness	1930	CH-3rd
Forest Sale	1932•	HF, CY, CH-1st
	1933•	HF, CY, CH-1st
Ellis Johnson	1933	HF
John DeMoisey	1934	HF
William Davis	1934	CY-3rd
LeRoy Edwards	1935•	HF, CY-2nd
Bernard Oppen	1939••	CY-1st
Lee Huber	1941	HF
Milt Tico	1943	Pic-3rd
Bob Brannum	1944•	HF, TSN-1st, CY-2nd, Pic-2nd
Wilber Schu	1945	DD-2nd
Jack Parkinson	1946••	HF-1st, CY-1st, TM-3rd
Jack Tingle	1946	CY-3rd
	1947	TM-2nd, NABC-2nd
Ralph Beard	1947•	HF-1st, CY-1st, TM-1st, NABC-2nd
	1948•	AP-1st, HF-1st, CY-1st, TM-1st, NABC-1st
	1949•	AP-1st, UPI-1st, LM-2nd, Col-1st, CY-1st, HF-1st, TSN-1st
Alex Groza	1947•	HF-2nd, CY-2nd, TM-1st, NABC-1st
	1948••	AP-2nd, HF-2nd, CY-1st, TM-2nd, NABC-2nd
	1949•	AP-1st, UPI-1st, LM-1st, CY-1st, HF-1st, TSN-1st
Wah Wah Jones	1947	HF-2nd, CY-2nd
	1948	CY-3rd, TM-3rd
	1949••	AP-2nd, UPI-1st, CY-1st, TSN-2nd
Jim Line	1950	UPI-3rd
Bill Spivey	1950	AP-3rd, UPI-3rd, INS-3rd, HF-3rd
	1951•	AP-1st, UPI-1st, LM-1st, INS-1st, Col-1st, CY-1st, HF-1st, TSN-1st

PLAYER	YEAR	SELECTION BOARD
Frank Ramsey	1951	AP-3rd, UPI-3rd, CY-3rd, TSN-2nd
	1952	AP-2nd, UPI-2nd, CY-1st, HF-2nd, Ath-1st
	1954••	AP-2nd, UPI-2nd, LM-1st, INS-2nd, CY-1st, HF-2nd, TM-2nd, NABC-2nd
Cliff Hagan	1952•	AP-1st, UPI-1st, Col-1st, INS-1st, CY-2nd, HF-1st, Ath-1st
	1954•	AP-1st, UPI-1st, LM-2nd, INS-1st, NEA-1st, Col-1st, CY-2nd, HF-1st, To-2nd, NABC-1st
Robert Watson	1952	Ath-3rd
Bob Burrow	1955	AP-3rd, HF-2nd
	1956••	AP-3rd, UPI-3rd, LM-1st, NEA-2nd, Col-2nd, CY-2nd, HF-2nd, NABC-1st
Johnny Cox	1957	UPI-3rd, HF-3rd
	1959•	AP-1st, UPI-2nd, NEA-2nd, NABC-1st, USBWA-1st, CY-1st, HF-1st, TSN-2nd
Vernon Hatton	1958	CY-1st, HF-1st
Billy Ray Lickert	1961	HF-2nd
Cotton Nash	1962••	AP-2nd, USBWA-1st, UPI-2nd, NABC-3rd, TSN-2nd, CA-1st
	1963••	AP-2nd, NABC-2nd, USBWA-1st, UPI-2nd, NEA-2nd, LM-2nd, CY-2nd, HF
	1964•	AP-1st, NABC-1st, USBWA-1st, UPI-1st, TSN-2nd, CY-1st, HF
Louie Dampier	1966••	AP-1st, NABC-2nd, UPI-2nd, CY-1st, HF
	1967••	AP-2nd, NABC-3rd, UPI-3rd, CY-2nd, HF
Thad Juracz	1966	AP-3rd
Pat Riley	1966	AP-3rd, USBWA-1st, UPI-3rd, CY-2nd, HF
Dan Issel	1969••	AP-2nd, NABC-2nd, USBWA-1st, UPI-3rd, TSN-2nd, CY-1st, HF
	1970•	AP-1st, NABC-1st, USBWA-1st, UPI-1st, TSN-1st, CY-1st, HF
Mike Pratt	1970	CY-2nd
Kevin Grevey	1974	NABC-5th, HF
	1975••	AP-2nd, NABC-2nd, USBWA-1st, UPI-2nd, TSN-2nd, CY-2nd, HF



PLAYER	YEAR	SELECTION BOARD
Jack Givens	1976	HF
	1977	NABC-4th , HF
	1978••	AP-2nd, NABC-2nd, USBWA-2nd, UPI-2nd, CY-1st, WA-1st, HF
Rick Robey	1977	NABC-4th, CY-1st
	1978••	AP-3rd, NABC-1st, UPI-2nd, TSN-2nd, CY-1st, WA-1st, HF
Kyle Macy	1978	UPI-3rd
	1979	NABC-3rd, CY-2nd
	1980•	AP-1st, NABC-1st, USBWA-1st, UPI-1st, TSN-1st, CY-1st, WA-1st, HF
Sam Bowie	1981••	AP-3rd, NABC-2nd, USBWA-2nd, UPI-3rd, TSN-2nd, CY-1st, BT-2nd, HF
	1984	AP-2nd, TSN-2nd
Melvin Turpin	1983	HF
	1984••	AP-3rd, NABC-2nd, USBWA-2nd, UPI-3rd, BT-3rd
Kenny Walker	1985••	AP-2nd, NABC-2nd, USBWA-2nd, UPI-2nd, BT-2nd, WA-1st
	1986•	AP-1st, NABC-1st, USBWA-1st, UPI-1st, TSN-2nd, BT-1st, WA-1st
Rex Chapman	1988	NABC-3rd, BT-3rd
Jamal Mashburn	1992	BT-2nd
Tony Delk	1993•	AP-1st, NABC-1st, USBWA-1st, UPI-1st, TSN-1st, BT-1st, WA-1st
	1996•	AP-2nd, NABC-2nd, USBWA-1st, UPI-1st, TSN-2nd, BT-2nd, WA-1st
Ron Mercer	1997•	AP-1st, NABC-1st, USBWA-1st, TSN-2nd, BT-2nd, WA-1st
Scott Padgett	1999	WA-1st
Tayshaun Prince	2001••	AP-2nd, USBWA-2nd, NABC-3rd, BT-2nd, WA-1st
	2002	AP-3rd, NABC-2nd
Keith Bogans	2003	AP-3rd, NABC-2nd, TSN-3rd, BT-3rd
Jodie Meeks	2009••	AP-2nd, USBWA-2nd, NABC-2nd, TSN-2nd, ESPN-2nd, Rivals-2nd
DeMarcus Cousins	2010••	AP-1st, USBWA-2nd, NABC-2nd, TSN-2nd, WA-1st, CBS-1st, FOX-1st, Yahoo-1st, Rivals-1st, BT-2nd

PLAYER	YEAR	SELECTION BOARD
John Wall	2010•	AP-1st, USBWA-1st, NABC-1st, TSN-1st, WA-1st, CBS-1st, FOX-1st, Yahoo-1st, Rivals-1st, BT-1st
Terrence Jones	2011	Yahoo-3rd
Anthony Davis	2012•	AP-1st, USBWA-1st, NABC-1st, TSN-1st, CBS-1st, WA-1st
Michael Kidd-Gilchrist	2012••	AP-3rd, USBWA-2nd, NABC-3rd, TSN-2nd, CBS-2nd
Julius Randle	2014	AP-3rd, NABC-3rd
Willie Cauley-Stein	2015•	AP-1st, USBWA-1st, NABC-1st, TSN-1st, NBC-1st, USA-1st, SI-2nd, CBS-1st, WA-1st
Karl-Anthony Towns	2015••	AP-2nd, NABC-2nd, TSN-3rd, USA-1st, CBS-2nd, SI-2nd
Tyler Ulis	2016•	AP-1st, USBWA-2nd, NABC-2nd, TSN-1st, USA-1st, CBS-1st, SI-1st, WA-1st
Jamal Murray	2016	AP-3rd, USA-2nd, CBS-3rd
Malik Monk	2017••	AP-2nd, USBWA-2nd, NABC-2nd, TSN-2nd, USA-2nd, NBC-2nd, ESPN-3rd, CBS-3rd
De'Aaron Fox	2017	CBS-3rd, USA-3rd, ESPN-3rd
PJ Washington	2019•••	AP-3rd, USBWA-3rd, NABC-3rd, TSN-3rd, SI-3rd, USA-2nd, BT-3rd, LO
Immanuel Quickley	2020	Athl-3rd, CBS-3rd

Bold indicates the All-America selection was recognized by the NCAA that year

Key: • Consensus 1st Team; •• Consensus 2nd Team; ••• Consensus 3rd Team ; AP: Associated Press; Ath: Athletic Publications; Athl: The Athletic; BT: Basketball Times; CA: Coach and Athlete; CBS: CBSSports.com CH: College Humor Magazine; Col: Colliers (Basketball Coaches); CY: Converse Yearbook; DD: Don Dunphy; ESPN: ESPN.com; FOX: FOX Sports; HF: Helms Foundation; INS: International News Service; LM: Look Magazine; LO: Lute Olson; NABC: National Association of Basketball Coaches; NBC: NBC Sports; NEA: Newspaper Enterprises Association; Pic: Pic Magazine; Rivals: Rivals.com; SI: Sports Illustrated; To: Tempo; TSN: The Sporting News; TM: True Magazine; USBWA: U.S. Basketball Writers Association; UPI: United Press International; USA: USA Today; WA: John R. Wooden Award; Yahoo: Yahoo! Sports



HALL OF FAME

NAISMITH HALL OF FAME

1969	Adolph Rupp (Coach 1931-72)
1978	Cliff Hagan (1951-52, '54)
1982	Frank Ramsey (1951-52, '54)
1993	Dan Issel (1968-70)
2000	C.M. Newton (MBB 1949-51; AD 1989-2000)
2008	Pat Riley (1965-67)
2010	Adrian Smith* (1956-58)
2013	Rick Pitino (Coach 1990-97)
2015	John Calipari (Coach 2010-Present)
	Louie Dampier (1965-67)
2020	Eddie Sutton (Coach 1986-89)

* Smith was inducted as a part of the 1960 USA Olympic Team

NATIONAL COLLEGIATE BASKETBALL HALL OF FAME

2006	Cliff Hagan (1951-52, '54)
	Dan Issel (1968-70)
	C.M. Newton (MBB 1949-51; AD 1989-2000)
	Frank Ramsey (1951-52, '54)
	Adolph Rupp (Coach 1931-72)
2011	Eddie Sutton (Coach 1986-89)
2012	Joe B. Hall (Coach 1973-85)
	Jim Host (Contributor 1957-59)

UK ATHLETICS HALL OF FAME

The UK Athletics Hall of Fame, organized in 2005, recognizes and honors persons whose participation and contributions enriched and strengthened the university athletic program. Athletes are required to wait five years after completing their Wildcat playing careers before being eligible for the honor. The charter class was comprised of those individuals who had previously had their jersey retired at Rupp Arena, Kroger Field, Memorial Coliseum and Cliff Hagan Stadium.

2005	Cliff Barker (1947-49)
	Ralph Beard (1946-49)
	Jerry Bird (1954-56)
	Sam Bowie (1980-81, '84)
	Bob Burrow (1955-56)
	Burgess Carey (1925-26)
	Johnny Cox (1957-59)
	Louie Dampier (1965-67)
	John "Frenchy" DeMoisey (1932-34)
	Billy Evans (1952, '54-55)
	Richie Farmer (1989-92)
	Deron Feldhaus (1989-92)
	Jack Givens (1975-78)
	Phil Grawemeyer (1954-56)
	Kevin Grevey (1973-75)
	Alex Groza (1945, '47-49)
	Cliff Hagan (1951-52, '54)
	Joe B. Hall (Coach 1973-85)
	Vernon Hatton (1956-58)
	Basil Hayden (1920-22)
	Jim Host (Contributor 1957-59)
	Dan Issel (1968-70)
	Wallace "Wah Wah" Jones (MBB 1946-49, FB 1945-48)

	Bill Keightley (Equipment Mgr. 1962-2008)
	Cawood Ledford (Broadcaster 1953-92)
	Kyle Macy (1978-80)
	Jamal Mashburn (1991-93)
	Cotton Nash (1962-64)
	John Pelphrey (1989-92)
	Rick Pitino (Coach 1990-97)
	Frank Ramsey (1951-52, '54)
	Russell Rice (SID 1967-87)
	Pat Riley (1965-67)
	Rick Robey (1975-78)
	Kenny Rollins (1943, '47-48)
	Gayle Rose (1952, '54-55)
	Layton "Mickey" Rouse (1938-40)
	Adolph Rupp (Coach 1931-72)
	Forest "Aggie" Sale (1931-33)
	Carey Spicer (1929-31)
	Bill Spivey (1950-51)
	Claude Sullivan (Broadcaster 1948-67)
	Lou Tsiioropoulos (1951-54)
	Kenny Walker (1983-86)
	Sean Woods (1990-92)
2006	Ellis Johnson (MBB, FB, BB, TF 1930-33)
	Adrian Smith (1956-58)
2007	Larry Conley (1964-66)
	Harry Lancaster (Dir. of Athletics, 1968-75; BB Head Coach 1947, 1951-65; Asst. Coach 1946-70)
2008	Tony Delk (1993-96)
	C.M. Newton (MBB 1949-51; AD 1989-2000)
2009	Mike Pratt (1968-70)
2010	Mike Casey (1968-69, 71)
	Billy Ray Lickert (1959-61)
	Tayshaun Prince (1999-02)
2012	Leroy Edwards (1935)
2013	Rex Chapman (1987-88)
	Orlando "Tubby" Smith (Coach, 1998-2007)
2014	Keith Bogans (2000-03)
2015	Antoine Walker (1994-96)
2016	Chuck Hayes (2002-05)
2017	Ralph Hacker (Broadcaster 1966-2000)
	John Wall (2010)
2018	Anthony Davis (2012)
2019	DeMarcus Cousins (2010)
2020	Ron Mercer (1996-97)
	Wayne Turner (1996-99)
2021	Nazr Mohammed (1996-98)



AWARDS AND HONORS

INTERNATIONAL PLAY OLYMPIC MEDAL WINNERS

PLAYERS

1948	Wallace Jones	Gold
	Cliff Barker	Gold
	Ralph Beard	Gold
	Alex Groza	Gold
	Kenny Rollins	Gold
1956	Billy Evans	Gold
1960	Adrian Smith	Gold
1980*	Sam Bowie	Gold
2008	Tayshaun Prince	Gold
2012	Anthony Davis	Gold
2016	DeMarcus Cousins	Gold
2020^	Bam Adebayo	Gold
	Devin Booker	Gold
	Keldon Johnson	Gold

*United States boycotted the Moscow Games. Bowie awarded a medal by President Carter

^2020 Olympic Games played in 2021 due to the COVID-19 pandemic

COACHES

1948	Adolph Rupp	Gold
2000	Tubby Smith	Gold

PAN AMERICA MEDAL WINNERS

1959	Billy Evans	Gold
1959	Adrian Smith	Gold
1975	Rick Robey	Gold
1979	Kyle Macy	Gold
1983	Jim Master	Gold
1987	Rex Chapman	Silver

FIBA WORLD CUP MEDAL WINNERS

PLAYERS

2014	DeMarcus Cousins	Gold
	Anthony Davis	Gold
2017	Hamidou Diallo (U19)	Bronze
	PJ Washington (U19)	Bronze

COACHES

2017	John Calipari (U19)	Bronze
------	---------------------	--------

TOURNAMENT OF AMERICAS MEDAL WINNER

2000	Tubby Smith	Gold
2011	John Calipari	Bronze w/Dominican Republic

NATIONAL COACH OF THE YEAR

1959	Adolph Rupp	UPI
1966	Adolph Rupp	UPI USBWA TSN
1970	Adolph Rupp	TSN
1978	Joe B. Hall	Kellogg's
1986	Eddie Sutton	AP NABC
1990	Rick Pitino	Basketball Times
1991	Rick Pitino	Sporting News
1998	Tubby Smith	Basketball Weekly

2003	Tubby Smith	AP NABC USBWA Naismith Sporting News CBS/Chevrolet Basketball Times
------	-------------	---

2005	Tubby Smith	Jim Phelan Award
------	-------------	------------------

2010	John Calipari	Adolph Rupp Cup
------	---------------	-----------------

2015	John Calipari	AP Naismith NABC Sporting News Adolph Rupp Cup
------	---------------	--

WINGED FOOT AWARD

1996	Rick Pitino	
------	-------------	--

1998	Tubby Smith	
------	-------------	--

2012	John Calipari	
------	---------------	--

NATIONAL PLAYER OF THE YEAR

1933	Forest Sale	Helms
------	-------------	-------

1935	Leroy Edwards	Helms
------	---------------	-------

1978	Jack Givens	Helms
------	-------------	-------

2010	John Wall	Adolph Rupp Trophy Yahoo! Rivals
------	-----------	--------------------------------------

2012	Anthony Davis	Adolph Rupp Trophy AP CBS Basketball Times Naismith TSN USBWA Wooden
------	---------------	--

NATIONAL POSITIONAL AWARD WINNERS

2012	Anthony Davis	Pete Newell Big Man of the Year
------	---------------	---------------------------------

2016	Tyler Ulis	Bob Cousy Award
------	------------	-----------------

2017	Malik Monk	Jerry West Award
------	------------	------------------

NATIONAL FRESHMAN OF THE YEAR

2010	John Wall	USBWA
------	-----------	-------

2012	Anthony Davis	USBWA TSN CBS
------	---------------	-------------------

NATIONAL DEFENSIVE PLAYER OF THE YEAR

2012	Anthony Davis	NABC
------	---------------	------

2015	Willie Cauley-Stein	NABC NBC
------	---------------------	------------

SEC COACH OF THE YEAR

1964	Adolph Rupp	AP Coaches
------	-------------	--------------

1966	Adolph Rupp	AP Coaches
------	-------------	--------------

1968	Adolph Rupp	AP UPI Coaches
------	-------------	--------------------

1969	Adolph Rupp	UPI Coaches
------	-------------	---------------

1970	Adolph Rupp	AP UPI Coaches
------	-------------	--------------------

1971	Adolph Rupp	AP UPI Coaches
------	-------------	--------------------

1972	Adolph Rupp	Coaches
------	-------------	---------

1973	Joe B. Hall	Coaches
------	-------------	---------

1975	Joe B. Hall	AP Coaches
------	-------------	--------------

1978	Joe B. Hall	Coaches
------	-------------	---------

1983	Joe B. Hall	Coaches
------	-------------	---------

1986	Eddie Sutton	AP UPI
------	--------------	----------

1990	Rick Pitino	UPI
------	-------------	-----

1991	Rick Pitino	AP
------	-------------	----

1996	Rick Pitino	AP Coaches
------	-------------	--------------

1998	Tubby Smith	AP
------	-------------	----

2003	Tubby Smith	AP Coaches
------	-------------	--------------

2005	Tubby Smith	AP Coaches
------	-------------	--------------

2008	Billy Gillispie*	Coaches
------	------------------	---------

2010	John Calipari	AP
------	---------------	----

2012	John Calipari	AP Coaches
------	---------------	--------------

2015	John Calipari	AP Coaches
------	---------------	--------------

2020	John Calipari	Coaches
------	---------------	---------

*shared honor with Tennessee's Bruce Pearl

SEC PLAYER OF THE YEAR

(Since 1965 for the AP and UPI polls, 1987 for the Coaches Poll)

1966	Pat Riley	AP
1972	Tom Parker	AP
1973	Kevin Grevey*	AP
1975	Kevin Grevey	AP
1980	Kyle Macy	AP UPI
1985	Kenny Walker	AP UPI
1986	Kenny Walker	AP UPI
1993	Jamal Mashburn#	Coaches AP
1996	Tony Delk	Coaches AP
1997	Ron Mercer	Coaches AP
2001	Tayshaun Prince	Coaches AP
2003	Keith Bogans	Coaches
2010	John Wall	Coaches AP
2012	Anthony Davis	Coaches AP
2016	Tyler Ulis	Coaches AP
2017	Malik Monk	AP
2020	Immanuel Quickley	Coaches

* shared AP's honor with Alabama's Wendell Hudson

shared AP's honor with Vanderbilt's Billy McCaffrey

SEC DEFENSIVE PLAYER OF THE YEAR

2005	Chuck Hayes	Coaches
2012	Anthony Davis	Coaches
2013	Nerlens Noel	Coaches
2015	Willie Cauley-Stein	Coaches
2016	Tyler Ulis	Coaches
2019	Ashton Hagans*	Coaches

*shared honor with LSU's Tremont Waters

SEC FRESHMAN OF THE YEAR

2008	Patrick Patterson*	Coaches
2010	DeMarcus Cousins	Coaches
	John Wall	AP
2011	Terrence Jones	Coaches AP
2012	Anthony Davis	Coaches AP
2013	Nerlens Noel	Coaches AP
2014	Julius Randle	Coaches AP
2015	Karl-Anthony Towns	Coaches AP
2017	Malik Monk	Coaches AP
2018	Kevin Knox	Coaches
2019	Tyler Herro	AP
	Keldon Johnson	Coaches

*shared honor with Florida's Nick Calathes

SEC SIXTH MAN OF THE YEAR

2012	Darius Miller	Coaches
2013	Kyle Wiltjer	Coaches
2015	Devin Booker	Coaches

ALL-SEC

(From 1933-48 the SEC All-Tournament Team served as the All-SEC Team)

1949	Ralph Beard 1st AP	1st AP
	Alex Groza	1st AP
	Wah Wah Jones	1st AP
	Cliff Barker	2nd AP
	Dale Barnstable	3rd AP
1950	Jim Line	1st AP
	Bill Spivey	1st AP

	Bill Spivey	1st AP
	Walt Hirsch	2nd AP
1951	Frank Ramsey	1st AP
	Bill Spivey	1st AP
	Bobby Watson	1st AP
	Shelby Linville	2nd AP
1952	Cliff Hagan	1st AP
	Frank Ramsey	1st AP
	Bobby Watson	1st AP
1954	Cliff Hagan	1st AP
	Frank Ramsey	1st AP
	Lou Tsioropoulos	2nd AP
1955	Bob Burrow	1st AP
	Bill Evans	3rd AP
1956	Bob Burrow	1st AP & Coaches
	Jerry Bird	2nd AP & Coaches
1957	Johnny Cox	1st AP & Coaches
	Ed Beck	2nd AP
1958	Johnny Cox	2nd AP Coaches
	Vernon Hatton	2nd AP Coaches
1959	Johnny Cox	1st AP Coaches
	Bill Lickert	3rd AP Coaches
1960	Bill Lickert	2nd AP Coaches
	Don Mills	2nd AP Coaches
1961	Bill Lickert	1st AP Coaches
1962	Cotton Nash	1st AP Coaches
	Larry Pursiful	1st AP Coaches
	Caroll Burchett	3rd AP
1963	Cotton Nash	1st AP Coaches
1964	Cotton Nash	1st AP Coaches
	Ted Deeken	2nd AP Coaches
	Larry Conley	3rd AP
1965	Louie Dampier	2nd AP & UPI Coaches
	Tommy Kron	3rd AP
	Larry Conley	3rd UPI Coaches
1966	Louie Dampier	1st AP & UPI Coaches
	Pat Riley	1st AP & UPI Coaches
	Thad Jaracz	2nd AP 3rd UPI
	Larry Conley	HM AP 3rd UPI Coaches
	Tommy Kron	HM AP 3rd UPI
1967	Louie Dampier	1st AP & UPI Coaches
	Pat Riley	2nd AP & UPI Coaches
1968	Mike Casey	1st AP & UPI Coaches
	Dan Issel	2nd AP & UPI Coaches
	Thad Jaracz	3rd UPI
	Mike Pratt	HM AP
1969	Dan Issel	1st AP & UPI Coaches
	Mike Casey	2nd AP & UPI Coaches
	Mike Pratt	2nd AP & UPI Coaches
1970	Dan Issel	1st AP & UPI Coaches
	Mike Pratt	1st AP & UPI Coaches
	Larry Steele	3rd UPI
1971	Tom Payne	1st AP 2nd UPI Coaches
	Mike Casey	2nd AP 1st UPI
	Larry Steele	2nd AP 3rd UPI Coaches
	Tom Parker	2nd AP & UPI Coaches
	Kent Hollenbeck	3rd UPI
1972	Tom Parker	1st AP & UPI Coaches
	Jim Andrews	2nd AP 1st UPI Coaches
	Ronnie Lyons	3rd AP 2nd UPI
1973	Jim Andrews	1st AP & UPI Coaches
	Kevin Grevey	1st AP & UPI Coaches
	Jimmy Dan Conner	3rd AP
1974	Kevin Grevey	1st AP & UPI Coaches



1975	Kevin Grevey	1st AP & UPI Coaches	Jeff Sheppard	3rd AP	
	Jimmy Dan Connor	3rd AP & UPI	1999	Scott Padgett	2nd AP 1st Coaches
	Rick Robey	3rd AP		Wayne Turner	3rd Coaches
1976	Jack Givens	2nd AP & UPI Coaches	2000	Jamaal Magloire	1st AP & Coaches
	Mike Phillips	2nd AP & UPI		Tayshaun Prince	2nd Coaches
1977	Jack Givens	1st AP & UPI Coaches	2001	Tayshaun Prince	1st AP & Coaches
	Rick Robey	1st AP & UPI Coaches		Keith Bogans	2nd AP & Coaches
	Larry Johnson	3rd AP	2002	Tayshaun Prince	1st AP & Coaches
	Mike Phillips	3rd UPI	2003	Keith Bogans	1st AP & Coaches
1978	Jack Givens	1st AP & UPI Coaches		Marquis Estill	2nd AP & Coaches
	Rick Robey	1st AP & UPI Coaches	2004	Erik Daniels	2nd AP 1st Coaches
	Kyle Macy	1st AP 2nd UPI Coaches		Gerald Fitch	2nd AP 1st Coaches
	James Lee	3rd AP		Chuck Hayes	3rd AP 2nd Coaches
	Mike Phillips	3rd UPI		Cliff Hawkins	3rd AP
1979	Kyle Macy	1st AP & UPI Coaches	2005	Kelenna Azubuike	2nd AP & Coaches
	Dwight Anderson	3rd AP		Chuck Hayes	1st AP & Coaches
1980	Kyle Macy	1st AP & UPI Coaches		Patrick Sparks	3rd AP 2nd Coaches
	Sam Bowie	2nd AP 3rd UPI Coaches	2006	Rajon Rondo	3rd AP 2nd Coaches
1981	Sam Bowie	1st AP & UPI Coaches		Randolph Morris	3rd AP
	Dirk Minniefield	3rd & UPI	2007	Randolph Morris	1st Coaches
1982	Derrick Hord	1st AP 2nd UPI Coaches	2008	Ramel Bradley	2nd AP 1st Coaches
	Dirk Minniefield	2nd AP UPI		Joe Crawford	2nd Coaches
	Jim Master	3rd UPI		Patrick Patterson	2nd AP & Coaches
	Melvin Turpin	3rd UPI	2009	Jodie Meeks	1st Coaches & AP
1983	Melvin Turpin	1st AP & UPI Coaches		Patrick Patterson	1st Coaches 2nd AP
	Jim Master	3rd UPI	2010	DeMarcus Cousins	1st Coaches & AP
	Melvin Turpin	3rd UPI		John Wall	1st Coaches & AP
	Kenny Walker	3rd AP		Patrick Patterson	1st Coaches 2nd AP
1984	Melvin Turpin	1st AP & UPI Coaches	2011	Brandon Knight	1st Coaches 2nd AP
	Kenny Walker	2nd AP 3rd UPI Coaches		Terrence Jones	1st Coaches & AP
	Sam Bowie	3rd AP 2nd UPI Coaches	2012	Anthony Davis	1st Coaches & AP
1985	Kenny Walker	1st AP & UPI Coaches		Michael Kidd-Gilchrist	1st Coaches & AP
1986	Kenny Walker	1st AP & UPI Coaches		Terrence Jones	2nd Coaches & AP
	Winston Bennett	2nd AP & UPI Coaches		Doron Lamb	2nd Coaches
	Roger Harden	3rd AP & UPI	2013	Nerlens Noel	1st Coaches & AP
1987	Rex Chapman	2nd AP & UPI Coaches	2014	Julius Randle	1st Coaches & AP
	Ed Davender	3rd AP 2nd UPI		James Young	2nd Coaches
1988	Rex Chapman	1st AP & UPI Coaches	2015	Willie Cauley-Stein	1st Coaches & AP
	Winston Bennett	2nd AP & UPI Coaches		Karl-Anthony Towns	1st Coaches & AP
	Ed Davender	3rd AP 2nd UPI		Devin Booker	2nd Coaches
1989	LeRon Ellis	2nd AP & UPI		Aaron Harrison	2nd Coaches & AP
	Chris Mills	3rd AP	2016	Jamal Murray	1st Coaches & AP
1990	Reggie Hanson	2nd AP 3rd UPI		Tyler Ulis	1st Coaches & AP
	Derrick Miller	2nd AP & UPI Coaches	2017	De'Aaron Fox	1st Coaches & AP
1991	Reggie Hanson	2nd AP & UPI Coaches		Malik Monk	1st Coaches & AP
	John Pelphrey	2nd AP 1st UPI Coaches		Bam Adebayo	2nd Coaches & AP
	Jamal Mashburn	3rd AP & UPI	2018	Kevin Knox	1st Coaches
1992	Jamal Mashburn	1st AP Coaches		Shai Gilgeous-Alexander	2nd Coaches
1993	Jamal Mashburn	1st AP & Coaches	2019	PJ Washington	1st Coaches & AP
	Travis Ford	2nd AP 1st Coaches		Tyler Herro	2nd Coaches
1994	Travis Ford	2nd AP & Coaches		Keldon Johnson	2nd Coaches
	Tony Delk	3rd AP 2nd Coaches	2020	Immanuel Quickley	1st Coaches & AP
	Rodrick Rhodes	3rd AP & Coaches		Nick Richards	1st Coaches & AP
1995	Tony Delk	1st AP & Coaches		Tyrese Maxey	2nd Coaches
	Rodrick Rhodes	3rd AP 2nd Coaches			
	Walter McCarty	3rd AP	SEC ALL-DEFENSIVE		
1996	Tony Delk	1st AP & Coaches	2008	Ramel Bradley	Coaches
	Antoine Walker	1st AP & Coaches	2010	Patrick Patterson	Coaches
	Walter McCarty	3rd AP 2nd Coaches	2011	DeAndre Liggins	Coaches
1997	Ron Mercer	1st AP & Coaches	2012	Anthony Davis	Coaches
	Derek Anderson	3rd AP 2nd Coaches		Michael Kidd-Gilchrist	Coaches
	Anthony Epps	3rd Coaches	2013	Nerlens Noel	Coaches
1998	Nazr Mohammed	1st AP & Coaches	2014	Willie Cauley-Stein	Coaches
	Scott Padgett	3rd AP 2nd Coaches	2015	Willie Cauley-Stein	Coaches



2016	Tyler Ulis	Coaches
2019	Ashton Hagans	Coaches
2020	Ashton Hagans	Coaches
	Nick Richards	Coaches
2021	Isaiah Jackson	Coaches

SEC ALL-FRESHMAN

1987	Rex Chapman	Coaches
1988	Eric Manuel	Coaches
1989	Chris Mills	Coaches
1991	Jamal Mashburn	Coaches
1993	Rodrick Rhodes	Coaches
1996	Ron Mercer	Coaches
1997	Jamaal Magloire	Coaches
2000	Keith Bogans	Coaches
2001	Gerald Fitch	Coaches
	Jason Parker	Coaches
2002	Chuck Hayes	Coaches
2005	Rajon Rondo	Coaches
2007	Jodie Meeks	Coaches
2008	Patrick Patterson	Coaches
2010	Eric Bledsoe	Coaches
	DeMarcus Cousins	Coaches
	John Wall	Coaches
2011	Brandon Knight	Coaches
	Terrence Jones	Coaches
	Doron Lamb	Coaches
2012	Anthony Davis	Coaches
	Michael Kidd-Gilchrist	Coaches
2013	Willie Cauley-Stein	Coaches
	Archie Goodwin	Coaches
	Nerlens Noel	Coaches
	Alex Poythress	Coaches
2014	Julius Randle	Coaches
	James Young	Coaches
2015	Devin Booker	Coaches
	Trey Lyles	Coaches
	Karl-Anthony Towns	Coaches
	Tyler Ulis	Coaches
2016	Jamal Murray	Coaches
2017	Bam Adebayo	Coaches
	De'Aaron Fox	Coaches
	Malik Monk	Coaches
2018	Shai Gilgeous-Alexander	Coaches
	Kevin Knox	Coaches
2019	Tyler Herro	Coaches
	Keldon Johnson	Coaches
2020	Tyrese Maxey	Coaches
2021	Isaiah Jackson	Coaches

ALL-SOUTHERN CONFERENCE

1926	Paul Jenkins	Coaches
1929	Carey Spicer	Coaches
1930	Carey Spicer	Coaches
1931	Carey Spicer	Coaches
	Louis McGinnis	Coaches
	George Yates	Coaches
1932	Ellis Johnson	Coaches

ALL-NCAA TOURNAMENT FINAL FOUR

1948	Alex Groza (MOP)
1949	Alex Groza (MOP)
1951	Bill Spivey (MOP)
	Shelby Linville

1958	Vernon Hatton
	Johnny Cox
1966	Pat Riley
	Louie Dampier
1975	Kevin Grevey
1978	Jack Givens (MOP)
	Rick Robey
1993	Jamal Mashburn
1996	Tony Delk (MOP)
	Ron Mercer
1997	Ron Mercer
	Scott Padgett
1998	Jeff Sheppard (MOP)
	Scott Padgett
2012	Anthony Davis (MOP)
	Michael Kidd-Gilchrist
	Doron Lamb
2014	Julius Randle
	James Young

NCAA REGIONAL TOURNAMENT

1948	Alex Groza (MOP)
1949	Alex Groza (MOP)
1951	Bill Spivey
1955	Bob Burrow
1956	Bob Burrow
	Jerry Bird
1957	Johnny Cox
	Gerry Calvert
1958	Vernon Hatton
	Johnny Cox
1959	Bennie Coffman
1961	Bill Lickert
1962	Larry Pursiful
	Cotton Nash
1966	Pat Riley (MOP)
	Louie Dampier
1968	Mike Casey
	Dan Issel
1969	Dan Issel
1970	Dan Issel
1972	Jim Andrews
1973	Jim Andrews
1975	Jimmy Dan Conner
1977	Jack Givens
1978	Kyle Macy (MOP)
	Jack Givens
	Mike Phillips
1980	Fred Cowan
1983	Jim Master
	Melvin Turpin
1984	Dickey Beal (MOP)
	Melvin Turpin
	Sam Bowie
1985	Kenny Walker
1986	Kenny Walker
	Winston Bennett
1992	Jamal Mashburn
	Sean Woods
1993	Travis Ford (MOP)
	Jamal Mashburn
	Jared Prickett
1995	Tony Delk
1996	Tony Delk (MOP)



	Derek Anderson	
	Anthony Epps	
	Antoine Walker	
1997	Ron Mercer (MOP)	
	Wayne Turner	
1998	Wayne Turner (MOP)	
	Scott Padgett	
	Jeff Sheppard	
1999	Scott Padgett	
2003	Keith Bogans	
	Marquis Estill	
2005	Chuck Hayes	
2010	DeMarcus Cousins	
	John Wall	
2011	Brandon Knight (MOP)	
	Josh Harrellson	
	DeAndre Liggins	
2012	Michael Kidd-Gilchrist (MOP)	
	Anthony Davis	
	Doron Lamb	
2014	Julius Randle (MOP)	
	Aaron Harrison	
	Marcus Lee	
2015	Karl-Anthony Towns (MOP)	
	Willie Cauley-Stein	
	Andrew Harrison	
2017	De'Aaron Fox	
	Isaac Humphries	
2019	Tyler Herro	
	PJ Washington	
SEC ALL-TOURNAMENT		
1933	Ellie Johnson	1st
	John DeMoisey	1st
	Aggie Sale	1st
	Bill Davis	2nd
1934	John DeMoisey	1st
	Bill Davis	1st
1936	Ralph Carlisle	1st
	Whitey Anderson	2nd
1937	Ralph Carlisle	1st
	Warfield Dononue	1st
	Rice Walker	2nd
	Walter Hodge	2nd
1938	Bernie Oppen	1st
	Joe Hagan	2nd
1939	Bernie Oppen	1st
	Keith Farnsley	2nd
1940	Layton Rouse	1st
	Keith Farnsley	2nd
1941	Marvin Akers	1st
	Lee Huber	1st
	Keith Farnsley	2nd
	James King	2nd
1942	Ermal Allen	1st
	James King	2nd
	Marvin Akers	2nd
1943	Marvin Akers	1st
	Melvin Brewer	1st
	Milton Ticco	2nd
1944	Bob Brannum	1st
	Jack Tingle	1st
	Jack Parkinson	1st
	Wilbur Schu	2nd
1945	Ken Campbell	1st
	Jack Tingle	1st
	Jack Parkinson	1st
1946	Wah Wah Jones	1st
	Ralph Beard	1st
	Jack Tingle	1st
	Jack Parkinson	1st
	Wilbur Schu	2nd
1947	Wah Wah Jones	1st
	Ralph Beard	1st
	Jack Tingle	1st
	Joe Holland	1st
	Ken Rollins	1st
	Alex Groza	2nd
1948	Wah Wah Jones	1st
	Ralph Beard	1st
	Ken Rollins	1st
	Alex Groza	2nd
	Cliff Barker	2nd
1949	Wah Wah Jones	1st
	Ralph Beard	1st
	Alex Groza	1st
	Cliff Barker	2nd
1950	Jim Line	1st
	Bill Spivey	2nd
1951	Walter Hirsch	1st
	Bill Spivey	1st
	Cliff Hagan	2nd
1952	Cliff Hagan	1st
	Frank Ramsey	1st
	Robert Watson	2nd
1979	Kyle Macy (MVP)	
	Truman Claytor	
1980	Kyle Macy	
	Sam Bowie	
1982	Dirk Minniefield (MVP)	
1984	Melvin Turpin	
1986	Roger Harden	
1988	Rex Chapman (MVP)	
	Winston Bennett	
1992	Jamal Mashburn (MVP)	
	John Pelphrey	
1993	Travis Ford (MVP)	
	Andre Riddick	
	Jamal Mashburn	
1994	Travis Ford (MVP)	
	Tony Delk	
	Jeff Brassow	
1995	Antoine Walker (MVP)	
	Mark Pope	
1996	Antoine Walker	
	Walter McCarty	
1997	Ron Mercer (MVP)	
	Anthony Epps	
	Jared Prickett	
1998	Wayne Turner (MVP)	
	Heshimu Evans	
	Nazr Mohammed	
	Scott Padgett	
1999	Scott Padgett (MVP)	
	Wayne Turner	
2001	Tayshaun Prince (MVP)	
	Keith Bogans	
2003	Keith Bogans (MVP)	



Marquis Estill

2004 Gerald Fitch (MVP)

Kelenna Azubuike

Chuck Hayes

2005 Kelenna Azubuike**2010** John Wall (MVP)

Eric Bledsoe

DeMarcus Cousins

2011 Darius Miller (MVP)

Brandon Knight

Josh Harrellson

2012 Anthony Davis

Terrence Jones

2014 Aaron Harrison

Julius Randle

2015 Willie Cauley-Stein (MVP)

Aaron Harrison

Andrew Harrison

2016 Tyler Ulis (MVP)

Jamal Murray

2017 De'Aaron Fox (MVP)

Bam Adebayo

Dominique Hawkins

2018 Shai Gilgeous-Alexander (MVP)

Wenyen Gabriel

Kevin Knox

ALL-SIAA TOURNAMENT**1921** Paul Adkins

Bill King

Bob Lavin

SEC COMMUNITY SERVICE TEAM**1999** Scott Padgett**2000** Saul Smith**2001** Saul Smith**2002** Tayshaun Prince**2003** Jules Camara**2004** Kelenna Azubuike**2005** Chuck Hayes**2006** Bobby Perry**2007** Bobby Perry**2008** Jodie Meeks**2009** Jodie Meeks**2010** Patrick Patterson**2011** DeAndre Liggins**2012** Darius Miller**2013** Nerlens Noel**2014** Jon Hood**2015** Marcus Lee**2016** Marcus Lee**2017** Derek Willis**2018** Dillon Pulliam**2019** Jonny David**2020** Nate Sestina**2021** Olivier Sarr



ACADEMIC HONORS

ACADEMIC ALL-AMERICANS

1966	Louie Dampier
1967	Louie Dampier
1969	Larry Conley
1970	Dan Issel Mike Pratt
1971	Mike Casey
1974	Bob Guyette
1975	Jimmy Dan Conner Bob Guyette
1979	Kyle Macy (1st)
1981	Chuck Verderber (HM)
1995	Mark Pope (3rd)
2016	Alex Poythress (2nd)

SEC ACADEMIC HONOR ROLL

1962	Roy Roberts
1964	Larry Conley
1965	Larry Conley
1966	Louie Dampier Cliff Berger
1968	Cliff Berger
1970	Mike Pratt Dan Issel
1971	Mike Casey Tom Parker
1974	Bob Guyette
1975	Jimmy Dan Conner
1979	Kyle Macy
1980	Chuck Verderber
1981	Chuck Verderber
1982	Chuck Verderber
1985	Winston Bennett Bret Bearup
1988	Rex Chapman Cedric Jenkins
1990	John Pelphrey
1992	Travis Ford
1993	Travis Ford
1994	Travis Ford
1995	Mark Pope Jeff Sheppard
1998	Steve Masiello Scott Padgett
1999	Scott Padgett
2000	J.P. Blevins
2001	J.P. Blevins
2002	J.P. Blevins
2006	Rajon Rondo
2007	Randolph Morris Bobby Perry
2008	Mark Coury Derrick Jasper Mark Krebs Jodie Meeks Dwight Perry
2009	Mark Krebs Jodie Meeks Dwight Perry Michael Porter Matt Scherbenske

2010	Mark Krebs John Wall
2011	Brandon Knight Jarrod Polson Eloy Vargas
2012	Twany Beckham Ryan Harrow Terrence Jones Brian Long Sam Malone Darius Miller Jarrod Polson Kyle Wiltjer
2013	Twany Beckham Willie Cauley-Stein Archie Goodwin Tod Lanter Brian Long Sam Malone Julius Mays Nerlens Noel Jarrod Polson Alex Poythress Kyle Wiltjer
2014	Dominique Hawkins Dakari Johnson Tod Lanter Marcus Lee Brian Long Sam Malone Jarrod Polson Alex Poythress Derek Willis
2015	Devin Booker EJ Floreal Dominique Hawkins Tod Lanter Marcus Lee Brian Long Trey Lyles Sam Malone Alex Poythress Karl-Anthony Towns Tyler Ulis Derek Willis
2016	Jonny David EJ Floreal Dominique Hawkins Isaac Humphries Charles Matthews Alex Poythress Dillon Pulliam
2017	Jonny David Isaac Humphries Dillon Pulliam Tai Wynyard
2018	Jemarl Baker Jr. Brad Calipari Jonny David Dillon Pulliam Jarred Vanderbilt

2019	Brad Calipari Jonny David Tyler Herro Keldon Johnson Zan Payne Reid Travis
2020	Keion Brooks Jr. Tyrese Maxey Zan Payne Nate Sestina
2021	Keion Brooks Jr. Brennan Canada Davion Mintz Zan Payne Olivier Sarr Jacob Toppin Riley Welch

KENTUCKY'S SINGLE-YEAR APR RATES IN THE CALIPARI ERA

Season	UK	NCAA Avg.
2009-10	979	950
2010-11	979	951
2011-12	977	958
2012-13	1,000	963
2013-14	1,000	964
2014-15	1,000	965
2015-16	1,000	968
2016-17	1,000	966
2017-18	1,000	964
2018-19	976	966



KENTUCKY IN THE NCAA TOURNAMENT

TOTALS

- 58 appearances
- Won 129, lost 52
- Eight NCAA championships
- Four-time national runner-up
- 17 Final Four appearances
- 34 Elite Eight appearances

YEARS IN NCAA TOURNEY

1942-45-48-49-51-52-55-56-57-58-59-61-62-64-66-68-69-70-71-72-73-75-77-78-80-81-82-83-84-85-86-87-*92-93-94-95-96-97-98-99-2000-01-02-03-04-05-06-07-08-10-11-12-14-15-16-17-18-19

* 1988 appearance vacated as part of NCAA sanctions

The Wildcats hold numerous records in NCAA play, both as a team and individually. Here are the NCAA records held by UK in all regular-season and NCAA Tournament games:

FEWEST POINTS ALLOWED (SINGLE GAME, SINCE 1938)

6 Kentucky (75) vs. Arkansas State, Jan. 8, 1945; and Tennessee (11) vs. Temple, Dec. 15, 1973

FEWEST FIELD GOALS (SINGLE GAME, SINCE 1938)

2 Arkansas State vs. Kentucky, Jan. 8, 1945; Duke vs. N.C. State, March 8, 1968

MOST REBOUNDS (SINGLE GAME)

108 Kentucky vs. Ole Miss, Feb. 8, 1964

MOST REBOUNDS (SEASON)

2,109 Kentucky, 1951 (34 games)

MOST CONSECUTIVE HOMECOURT VICTORIES

129 Kentucky, from Jan. 4, 1943, to Jan. 8, 1955 (ended by Georgia Tech, 59-58)

UNBEATEN TEAMS (since 1938, UK is one of 12 schools)

1954 Kentucky (25-0)

30-GAME WINNERS (UK has registered more 30-game winning seasons, 15, than any other school)

38 Kentucky, 2012 (NCAA record)
 Kentucky, 2015 (NCAA record)
 36 Kentucky, 1948
 35 Kentucky, 1997
 Kentucky, 1998
 Kentucky, 2010
 34 Kentucky, 1947
 32 Kentucky, 1949
 Kentucky, 1951
 Kentucky, 1986
 Kentucky, 2003
 Kentucky, 2017
 30 Kentucky, 1978
 Kentucky, 1993
 Kentucky, 1996
 Kentucky, 2019

MOST WINS BY A COACH IN HIS 1ST YEAR AT A SCHOOL

35 Tubby Smith, Kentucky, 1998
 John Calipari, Kentucky, 2010

NCAA SEASONAL STATISTICAL CHAMPIONS

WON-LOST PCT.

1954 – 1.000 (25-0)
 2015 – .974 (38-1)
 2012 – .950 (38-2)
 1978 – .938 (30-2)
 2010 – .921 (35-3)
 2003 – .889 (32-4)

SCORING OFFENSE

1952 – 82.3 PPG

SCORING MARGIN

1954 – 27.2 PPG (87.5 – 60.3)
 1952 – 26.9 PPG (82.3 – 55.4)
 1949 – 24.3 PPG (68.2 – 43.9)
 1951 – 22.2 PPG (74.7 – 52.5)
 1996 – 22.1 PPG (91.4 – 69.4)
 1997 – 20.3 PPG (83.1 – 62.8)
 2015 – 20.1 PPG (74.4 – 54.3)
 1995 – 18.4 PPG (87.4 – 69.0)
 2012 – 16.8 PPG (77.4 – 60.6)
 1957 – 14.8 PPG (84.2 – 69.4)

REBOUNDS

1951 – 2,109

FG PCT.

1983 – .556

3FG MADE

1990 – 10.04 PG

ASSISTS

1996 – 21.8 PG
 1997 – 19.4 PG

BLOCKED SHOTS

2012 – 8.6 BPG

FG PCT. DEFENSE

2012 – 37.4
 2015 – 35.4



KENTUCKY RECORDS IN THE NCAA TOURNAMENT

ALL-TIME

Most Tournament Appearances

58 – Kentucky

Most Tournament Games

181 – Kentucky

Most Tournament Wins

129 – Kentucky

SERIES

Most Assists in a Tournament:

143 – Kentucky, 1996 (6 games)

Most Blocks in a Tournament

48 – Kentucky, 1998 (6 games)

TEAM

Fewest Points in a Final Four Game

28 – Kentucky vs. Dartmouth (47), 1942

Fewest Field Goals Allowed in a Final Four Game

9 – Kentucky vs. Oklahoma State (9), 1949

Most Blocks in a Tournament Game

15 – Kentucky vs. Stony Brook, 2016

Most Blocks in a Tournament Game (Two Teams)

20 – Kentucky (14) vs. UCLA (6), 1998

Most FGs Attempted in a Tournament Game (Two Teams)

196 – Austin Peay (97) vs. Kentucky (96), 1973 (OT)

Most Personal Fouls by Two Final Four Teams

61 – Syracuse (30) vs. Kentucky (31), 1975

Highest FT%

100.0% (Tied) – (18-18) Kentucky vs. Utah, 2003

100.0% (Tied) – (17-17) Kentucky vs. Villanova, 1988

INDIVIDUAL

Highest FG% (Min. 10 FGs)

100.0% (Tied) - Kenny Walker (11-11) vs. Western Kentucky, 1986

Highest 3-Point FG% (Min. Five 3-Point FGs)

100.0% (Tied) - Jamal Mashburn (5-5) vs. Wake Forest, 1993

TEAM - CHAMPIONSHIP GAME

Largest Halftime Deficit Overcome

10 – Kentucky (31) vs. Utah (41), 1998

Most Points Scored by Two Teams

182 – Kentucky (94) vs. Duke (88), 1978

Most FG Made by Two Teams

71 – UCLA (38) vs. Kentucky (33), 1975

Most 3FG

12 – Kentucky vs. Syracuse, 1996 (12-27)

Most Disqualifications

4 – Kentucky vs. Arizona, 1997

Most Blocks

11 – Kentucky vs. Kansas, 2012

INDIVIDUAL - CHAMPIONSHIP GAME

Blocks

6 (Tied) – Anthony Davis vs. Kansas, 2012

Most 3FG

7 (Tied) – Tony Delk (7-12) vs. Syracuse, 1996

NCAA BASKETBALL'S ELITE

NCAA CHAMPIONSHIPS

1.	UCLA	11
2.	KENTUCKY	8
3.	North Carolina	6
4.	Duke	5
	Indiana	5

NCAA FINAL FOURS

1.	North Carolina	20
2.	UCLA	18
3.	KENTUCKY	17
4.	Duke	16
5.	Kansas	14

NCAA FINAL FOUR WINS

1.	UCLA	25
2.	KENTUCKY	20
3.	North Carolina	18
4.	Duke	17
5.	Kansas	12
	Indiana	12

NCAA TOURNAMENT APPEARANCES

1.	KENTUCKY	58
2.	North Carolina	51
3.	Kansas	49
4.	UCLA	48
5.	Duke	43

TOURNAMENT GAMES

1.	KENTUCKY	181
2.	North Carolina	174
3.	Kansas	157
4.	Duke	152
5.	UCLA	147

TOURNAMENT WINS

1.	KENTUCKY	129
2.	North Carolina	126
3.	Duke	114
4.	Kansas	109
5.	UCLA	106

TOURNAMENT WINNING PERCENTAGE

1.	Duke	.750 (114-38)
2.	UCLA	.721 (106-41)
3.	North Carolina	.724 (126-48)
4.	KENTUCKY	.713 (129-52)
5.	Florida	.703 (45-19)

YEAR-BY-YEAR IN THE NCAA TOURNAMENT

WHAT'S WHAT?

UK Seed
↓
1998²

Site
↓
Atlanta

Opp. Seed
↓
15 S.C. State (1st Round)

Round
↓
82-67 W

1942	New Orleans	Illinois (<i>Regional Semifinals</i>)	46-44	W	
		Dartmouth (<i>Regional Finals</i>)	47-28	L	
1945	New York	Ohio State (<i>Regional Semifinals</i>)	45-37	L	
		Tufts (<i>Consolation</i>)	66-56	W	
1948	New York	Columbia (<i>Regional Semifinals</i>)	76-53	W	
		Holy Cross (<i>Regional Finals</i>)	60-52	W	
		Baylor (<i>National Finals</i>)	58-42	W	
1949	New York	Villanova (<i>Regional Semifinals</i>)	85-72	W	
		Illinois (<i>Regional Finals</i>)	76-47	W	
		Seattle	Oklahoma State (<i>National Finals</i>)	46-36	W
1951	Raleigh	Louisville (<i>1st Round</i>)	79-68	W	
		New York	St. John's (<i>Regional Semifinals</i>)	59-43	W
		Illinois (<i>Regional Finals</i>)	76-74	W	
1952	Raleigh	Minneapolis	Kansas State (<i>National Finals</i>)	68-58	W
		Penn State (<i>Regional Semifinals</i>)	82-54	W	
		St. John's (<i>Regional Finals</i>)	64-57	L	
1955	Evanston	Marquette (<i>Regional Semifinals</i>)	79-71	L	
		Penn State (<i>Consolation</i>)	84-59	W	
1956	Iowa City	Wayne State (<i>Regional Semifinals</i>)	84-64	W	
		Iowa (<i>Regional Finals</i>)	89-77	L	
1957	Lexington	Pittsburgh (<i>Regional Semifinals</i>)	98-92	W	
		Michigan State (<i>Regional Finals</i>)	80-68	L	
1958	Lexington	Miami, Ohio (<i>Regional Semifinals</i>)	94-70	W	
		Notre Dame (<i>Regional Finals</i>)	89-56	W	
		Louisville	Temple (<i>National Semifinals</i>)	61-60	W
		Seattle (<i>National Finals</i>)	84-72	W	
1959	Evanston	Louisville (<i>Regional Semifinals</i>)	76-61	L	
		Marquette (<i>Consolation</i>)	98-69	W	
1961	Louisville	Morehead State (<i>Regional Semifinals</i>)	71-64	W	
		Ohio State (<i>Regional Finals</i>)	87-74	L	
1962	Iowa City	Butler (<i>Regional Semifinals</i>)	81-60	W	
		Ohio State (<i>Regional Finals</i>)	74-64	L	
1964	Minneapolis	Ohio (<i>Regional Semifinals</i>)	85-69	L	
		Loyola (Ill.) (<i>Consolation</i>)	100-91	L	
		Iowa City	Dayton (<i>Regional Semifinals</i>)	86-79	W
1966	Iowa City	Michigan (<i>Regional Finals</i>)	84-77	W	
		College Park	Duke (<i>National Semifinals</i>)	83-79	W
		UTEP (<i>National Finals</i>)	72-65	L	
1968	Lexington	Marquette (<i>Regional Semifinals</i>)	107-89	W	
		Ohio State (<i>Regional Finals</i>)	82-81	L	
1969	Madison	Marquette (<i>Regional Semifinals</i>)	81-74	L	
		Miami, Ohio (<i>Consolation</i>)	72-71	W	



1970	Columbus	Notre Dame (<i>Regional Semifinals</i>)	109-99	W
		Jacksonville (<i>Regional Finals</i>)	106-100	L
1971	Athens	Western Kentucky (<i>Regional Semifinals</i>)	107-83	L
		Marquette (<i>Consolation</i>)	91-74	L
1972	Dayton	Marquette (<i>Regional Semifinals</i>)	85-69	W
		Florida State (<i>Regional Finals</i>)	73-54	L
1973	Nashville	Austin Peay (<i>Regional Semifinals</i>)	106-100 ^{OT}	W
		Indiana (<i>Regional Finals</i>)	72-65	L
1975	Tuscaloosa	Marquette (<i>1st Round</i>)	76-54	W
	Dayton	Central Michigan (<i>Regional Semifinals</i>)	90-73	W
		Indiana (<i>Regional Finals</i>)	92-90	W
	San Diego	Syracuse (<i>National Semifinals</i>)	95-79	W
1977	Philadelphia	UCLA (<i>National Finals</i>)	92-85	L
		Princeton (<i>1st Round</i>)	72-58	W
	College Park	VMI (<i>Regional Semifinals</i>)	93-78	W
		North Carolina (<i>Regional Finals</i>)	79-72	L
1978	Knoxville	Florida State (<i>1st Round</i>)	85-76	W
	Dayton	Miami, Ohio (<i>Regional Semifinals</i>)	91-69	W
		Michigan State (<i>Regional Finals</i>)	52-49	W
	St. Louis	Arkansas (<i>National Semifinals</i>)	64-59	W
Duke (<i>National Finals</i>)		94-88	W	
1980¹	Bowling Green	⁸ Florida State (<i>2nd Round</i>)	97-78	W
	Lexington	⁴ Duke (<i>Regional Semifinals</i>)	55-54	L
1981²	Tuscaloosa	⁷ UAB (<i>2nd Round</i>)	69-62	L
1982⁶	Nashville	¹¹ Middle Tennessee (<i>1st Round</i>)	50-44	L
1983³	Tampa	¹¹ Ohio (<i>2nd Round</i>)	57-40	W
		Knoxville	² Indiana (<i>Regional Semifinals</i>)	64-59
1984¹	Birmingham	¹ Louisville (<i>Regional Finals</i>)	80-68 ^{OT}	L
		⁸ BYU (<i>2nd Round</i>)	93-68	W
	Lexington	⁵ Louisville (<i>Regional Semifinals</i>)	72-67	W
		² Illinois (<i>Regional Finals</i>)	54-51	W
Seattle	¹ Georgetown (<i>National Semifinals</i>)	53-40	L	
1985¹²	Salt Lake City	⁵ Washington (<i>1st Round</i>)	66-58	W
		⁴ UNLV (<i>2nd Round</i>)	64-61	W
	Denver	¹ St. John's (<i>Regional Semifinals</i>)	86-70	L
1986¹	Charlotte	¹⁶ Davidson (<i>1st Round</i>)	75-55	W
		⁸ Western Kentucky (<i>2nd Round</i>)	71-64	W
	Atlanta	⁵ Alabama (<i>Regional Semifinals</i>)	68-63	W
		¹¹ LSU (<i>Regional Finals</i>)	59-57	L
1987⁸	Atlanta	⁹ Ohio State (<i>1st Round</i>)	91-77	L
*1988²	Cincinnati	¹⁵ Southern (<i>1st Round</i>)	99-84	W
		⁷ Maryland (<i>2nd Round</i>)	90-81	W
	Birmingham	⁶ Villanova (<i>Regional Semifinals</i>)	80-74	L
1992²	Worcester	¹⁵ Old Dominion (<i>1st Round</i>)	88-69	W
		¹⁰ Iowa State (<i>2nd Round</i>)	106-98	W
	Philadelphia	³ UMass (<i>Regional Semifinals</i>)	87-77	W
		¹ Duke (<i>Regional Finals</i>)	104-103 ^{OT}	L
1993¹	Nashville	¹⁶ Rider (<i>1st Round</i>)	96-52	W
		⁸ Utah (<i>2nd Round</i>)	83-62	W
	Charlotte	⁵ Wake Forest (<i>Regional Semifinals</i>)	103-69	W
		³ Florida State (<i>Regional Finals</i>)	106-81	W
1994³	New Orleans	¹ Michigan (<i>National Semifinals</i>)	81-78 ^{OT}	L
		¹⁴ Tennessee State (<i>1st Round</i>)	83-70	W
	St. Petersburg	⁶ Marquette (<i>2nd Round</i>)	75-63	L
1995¹	Memphis	¹⁶ Mount St. Mary's (<i>1st Round</i>)	113-67	W
		⁹ Tulane (<i>2nd Round</i>)	82-60	W

	Birmingham	⁵ Arizona State (<i>Regional Semifinals</i>)	97-73	W
		² North Carolina (<i>Regional Finals</i>)	74-61	L
1996¹	Dallas	¹⁶ San Jose State (<i>1st Round</i>)	110-72	W
		⁹ Virginia Tech (<i>2nd Round</i>)	84-60	W
	Minneapolis	⁴ Utah (<i>Regional Semifinals</i>)	101-70	W
		² Wake Forest (<i>Regional Finals</i>)	83-63	W
	East Rutherford	¹ UMass (<i>National Semifinals</i>)	81-74	W
		⁴ Syracuse (<i>National Finals</i>)	76-67	W
1997¹	Salt Lake City	¹⁶ Montana (<i>1st Round</i>)	92-54	W
		⁸ Iowa (<i>2nd Round</i>)	75-69	W
	San Jose	⁴ St. Joseph's (<i>Regional Semifinals</i>)	83-68	W
		² Utah (<i>Regional Finals</i>)	72-59	W
	Indianapolis	¹ Minnesota (<i>National Semifinals</i>)	78-69	W
		⁴ Arizona (<i>National Finals</i>)	84-79 ^{OT}	L
1998²	Atlanta	¹⁵ S.C. State (<i>1st Round</i>)	82-67	W
		¹⁰ Saint Louis (<i>2nd Round</i>)	88-61	W
	St. Petersburg	⁶ UCLA (<i>Regional Semifinals</i>)	94-68	W
		¹ Duke (<i>Regional Finals</i>)	86-84	W
	San Antonio	³ Stanford (<i>National Semifinals</i>)	86-85 ^{OT}	W
		³ Utah (<i>National Finals</i>)	78-69	W
1999³	New Orleans	¹⁴ New Mexico State (<i>1st Round</i>)	82-60	W
		⁶ Kansas (<i>2nd Round</i>)	92-88 ^{OT}	W
	St. Louis	¹⁰ Miami, Ohio (<i>Regional Semifinals</i>)	58-43	W
		¹ Michigan State (<i>Regional Finals</i>)	73-66	L
2000⁵	Cleveland	¹² St. Bonaventure (<i>1st Round</i>)	85-80 ^{2OT}	W
		⁴ Syracuse (<i>2nd Round</i>)	52-50	L
2001²	Long Island	¹⁵ Holy Cross (<i>1st Round</i>)	72-68	W
		⁷ Iowa (<i>2nd Round</i>)	92-79	W
	Philadelphia	⁶ Southern Cal (<i>Regional Semifinals</i>)	80-76	L
2002⁴	St. Louis	¹³ Valparaiso (<i>1st Round</i>)	83-68	W
		¹² Tulsa (<i>2nd Round</i>)	87-82	W
	Syracuse	¹ Maryland (<i>Regional Semifinals</i>)	78-68	L
2003¹	Nashville	¹⁶ IUPUI (<i>1st Round</i>)	95-64	W
		⁹ Utah (<i>2nd Round</i>)	74-54	W
	Minneapolis	⁵ Wisconsin (<i>Regional Semifinals</i>)	63-57	W
		³ Marquette (<i>Regional Finals</i>)	83-69	L
2004¹	Columbus	¹⁶ Florida A&M (<i>1st Round</i>)	96-76	W
		⁹ UAB (<i>2nd Round</i>)	76-75	L
2005²	Indianapolis	¹⁵ Eastern Kentucky (<i>1st Round</i>)	72-64	W
		⁷ Cincinnati (<i>2nd Round</i>)	69-60	W
	Austin	⁶ Utah (<i>Regional Semifinals</i>)	62-52	W
		⁵ Michigan State (<i>Regional Finals</i>)	94-88 ^{2OT}	L
2006⁸	Philadelphia	⁹ UAB (<i>1st Round</i>)	69-64	W
		¹ UConn (<i>2nd Round</i>)	87-83	L
2007⁸	Chicago	⁹ Villanova (<i>1st Round</i>)	67-58	W
		¹ Kansas (<i>2nd Round</i>)	88-76	L
2008¹¹	Anaheim	⁶ Marquette (<i>1st Round</i>)	74-66	L
2010¹	New Orleans	¹⁶ East Tennessee State (<i>1st Round</i>)	100-71	W
		⁹ Wake Forest (<i>2nd Round</i>)	90-60	W
	Syracuse	¹² Cornell (<i>Regional Semifinals</i>)	62-45	W
		² West Virginia (<i>Regional Finals</i>)	73-66	L
2011⁴	Tampa	¹³ Princeton (<i>2nd Round</i>)	59-57	W
		⁵ Wake Forest (<i>3rd Round</i>)	71-63	W
	Newark	¹ Ohio State (<i>Regional Semifinals</i>)	62-60	W
		² North Carolina (<i>Regional Finals</i>)	76-69	W
	Houston	³ UConn (<i>National Semifinals</i>)	56-55	L



2012¹	Louisville	¹⁶ Western Kentucky (2nd Round)	81-66	W
		⁹ Iowa State (3rd Round)	87-71	W
	Atlanta	⁴ Indiana (Regional Semifinals)	102-90	W
		³ Baylor (Regional Finals)	82-70	W
	New Orleans	⁴ Louisville (National Semifinals)	69-61	W
		² Kansas (National Finals)	67-59	W
2014⁸	St. Louis	⁹ Kansas State (2nd Round)	56-49	W
		¹ Wichita State (3rd Round)	78-76	W
	Indianapolis	⁴ Louisville (Regional Semifinals)	74-69	W
		² Michigan (Regional Finals)	75-72	W
	Dallas	² Wisconsin (National Semifinals)	74-73	W
⁷ UConn (National Finals)		60-54	L	
2015¹	Louisville	¹⁶ Hampton (2nd Round)	79-56	W
		⁸ Cincinnati (3rd Round)	64-51	W
	Cleveland	⁵ West Virginia (Regional Semifinals)	78-39	W
		³ Notre Dame (Regional Finals)	68-66	W
	Indianapolis	¹ Wisconsin (National Semifinals)	71-64	L
2016⁴	Des Moines	¹³ Stony Brook (1st Round)	85-57	W
		⁵ Indiana (2nd Round)	73-67	L
2017²	Indianapolis	¹⁵ Northern Kentucky (1st Round)	79-70	W
		¹⁰ Wichita State (2nd Round)	65-62	W
	Memphis	³ UCLA (Regional Semifinals)	86-75	W
		¹ North Carolina (Regional Finals)	75-73	L
2018⁵	Boise	¹² Davidson (1st Round)	78-73	W
		¹³ Buffalo (2nd Round)	95-75	W
	Atlanta	⁹ Kansas State (Regional Semifinals)	61-58	L
2019²	Jacksonville	¹⁵ Abilene Christian (1st Round)	79-44	W
		⁷ Wofford (2nd Round)	62-56	W
	Kansas City	³ Houston (Regional Semifinals)	62-58	W
		⁵ Auburn (Regional Finals)	77-71 ^{OT}	L

*1988 NCAA Tournament games were vacated by the NCAA and do not count towards UK's official NCAA Tournament record

• 2020 NCAA Tournament games were canceled due to the COVID-19 pandemic



UK'S NCAA TOURNAMENT TEAM GAME HIGHS

MOST POINTS

113, Mount St. Mary's (1995, 1st Round)
 110, San Jose State (1996, 1st Round)
 109, Notre Dame (1970, Sweet 16)
 106, Florida State (1993, Elite 8)
 106, Iowa State (1992, 2nd Round)
 106, Austin Peay (1973, Sweet 16) [OT]

BY OPPONENT

107 by Western Kentucky (1971, Sweet 16)
 106 by Jacksonville (1970, Elite 8)
 104 by Duke (1992, Elite 8) [OT]

FEWEST POINTS

28, Dartmouth (1942, Elite 8)
 37, Ohio State (1945, Sweet 16)
 40, Georgetown (1984, Final Four)
 44, Middle Tennessee (1982, 1st Round)

BY OPPONENT

36, Oklahoma State (1949, National Championship)
 39, West Virginia (2015, Sweet 16)
 40, Miami, Ohio (1999, Sweet 16)
 42, Baylor (1948, National Championship)

FIELD GOALS

50, Austin Peay (1973, Sweet 16)
 43, Notre Dame (1970, Sweet 16)
 43, Marquette (1968, Sweet 16)
 43, Marquette (1959, Regional Consolation)
 42, San Jose State (1996, 1st Round)

BY OPPONENT

46 by Austin Peay (1973, Sweet 16)
 42 by Western Kentucky (1971, Sweet 16)

FIELD GOALS ATTEMPTED

99, Miami, Ohio (1958, Sweet 16)
 97, Austin Peay (1973, Sweet 16)
 89, Jacksonville (1970, Elite 8)
 86, UCLA (1975, National Championship)
 84, Loyola (1964, Regional Consolation)

BY OPPONENT

99 by Austin Peay (1973, Sweet 16)
 87 by Michigan State (1957, Elite 8)
 85 by Michigan (1966, Elite 8)

HIGHEST FIELD-GOAL PERCENTAGE

.667, Southern (1988, 1st Round) [38 of 57]
 .621, Miami, Ohio (1978, Sweet 16) [41 of 66]
 .619, Wake Forest (1993, Sweet 16) [3 of 63]
 .615, Utah (2005, Sweet 16) [24 of 39]
 .615, IUPUI (2003, 1st Round) [40 of 65]

BY OPPONENT

.660 by Ohio State (1987, 1st Round) [3 of 50]
 .654 by Duke (1992, Elite 8) [34 of 52]
 .605 by North Carolina (1977, Elite 8) [23 of 38]

LOWEST FIELD-GOAL PERCENTAGE

.245, Georgetown (1984, Final Four) [13 of 53]
 .280, North Carolina (1995, Elite 8) [21 of 75]
 .302, Temple (1958, Final Four) [19 of 63]
 .311, UAB (2006, 1st Round) [19 of 61]
 .316, Marquette (1994, 2nd Round) [24 of 76]

BY OPPONENT

.241 by West Virginia (2015, Sweet 16) [13 of 54]
 .263 by Stony Brook (2016, 1st Round) [20 of 76]
 .282 by Notre Dame (1958, Elite 8) [22 of 78]
 .288 by Hampton (2015, 2nd Round) [17 of 59]

3-POINT FIELD GOALS

16, Wake Forest (1993, Sweet 16)
 15, East Tennessee State (2010, 1st Round)
 13, Iowa (2001, 2nd Round)
 13, Mount St. Mary's (1995, 1st Round)
 12, North Carolina (2011, Elite 8)
 12, Syracuse (1996, National Championship)

BY OPPONENT

13 by Arizona State (1995, Sweet 16)
 12 by Kansas (1999, 2nd Round)

3-POINT FIELD GOALS ATTEMPTED

38, Marquette (1994, 2nd Round)
 36, North Carolina (1995, Elite 8)
 33, East Tennessee State (2010, 1st Round)
 32, West Virginia (2010, Elite 8)
 30, Arizona (1997, National Championship)

BY OPPONENT

33 by Davidson (2018, 1st Round)
 32 by Northern Kentucky (2017, 1st Round)
 32 by St. Bonaventure (2000, 1st Round)

3-POINT FIELD-GOAL PERCENTAGE

(MIN. 10 ATTEMPTS)

.667, Wake Forest (1993, Sweet 16) [16 of 24]
 .636, Wake Forest (1996, Elite 8) [7 of 11]
 .583, Cincinnati (2005, 2nd Round) [7 of 12]
 .571, New Mexico State (1999, 1st Round) [8 of 14]
 .545, North Carolina (2011, Elite 8) [12 of 22]
 .545, Duke (1992, Elite 8) [12 of 22]

BY OPPONENT

.625 by Kansas (2007, 2nd Round) [10 of 16]
 .571 by USC (2001, Sweet 16) [8 of 14]
 .556 by Holy Cross (2001, Sweet 16) [10 of 18]

FREE THROWS

35, Indiana (2012, Sweet 16)
 33, Tennessee State (1994, 1st Round)
 30, Washington (1985, 1st Round)
 30, Ohio State (1961, Elite 8)
 30, Pittsburgh (1957, Sweet 16)

BY OPPONENT

38 by Loyola (1964, Regional Consolation)
 34 by Arizona (1997, National Championship)
 34 by Iowa State (1992, 2nd Round)

FREE THROWS ATTEMPTED

48, Tennessee State (1994, 1st Round)
 41, Pittsburgh (1957, Sweet 16)
 40, Washington (1985, 1st Round)
 39, Ohio State (1961, Elite 8)
 38, Syracuse (1975, Final Four)

**BY OPPONENT**

44 by Loyola (1964, Regional Consolation)
 41 by Arizona (1997, National Championship)
 40 by UAB (1981, 2nd Round)

FREE-THROW PERCENTAGE (MIN. 10 ATTEMPTS)

1.000, Utah (2003, Sweet 16) [18 of 18]
 .946, Indiana (2012, Sweet 16) [35 of 37]
 .944, Connecticut (2006, 2nd Round) [17 of 18]
 .900, Dayton (1966, Sweet 16) [18 of 20]
 .900, Wisconsin (2015, Final Four) [9 of 10]

BY OPPONENT

1.000 by Villanova (1988, Sweet 16) [17 of 17]
 .950 by Wisconsin (2014, Final Four) [19 of 20]
 .917 by Utah (1997, Elite 8) [11 of 12]
 .917 by North Carolina (1977, Elite 8) [33 of 36]

REBOUND MARGIN

+27, Abilene Christina (2019, 1st Round)
 +26, Florida State (1993, Sweet 16)
 +23, Florida State (1980, 2nd Round)
 +20, Hampton (2105, 2nd Round)
 +20, Davidson (1986, 1st Round)

BY OPPONENT

+25 by Marquette (1971, Regional Consolation)
 +24 by Ohio State (1961, Elite 8)
 +15 by Utah (1998, National Championship)

ASSISTS

35, San Jose State (1996, 1st Round)
 33, Mount St. Mary's (1995, 1st Round)
 27, East Tennessee State (2010, 1st Round)
 27, Arizona State (1995, Sweet 16)
 26, Iowa State (1992, 2nd Round)

BY OPPONENT

23 by Duke (1992, Elite 8)
 23 by UCLA (1975, National Championship)
 21 by Marquette (2003, Elite 8)

MOST TURNOVERS

25, Southern (1988, 1st Round)
 23, Florida State (1978, 1st Round)
 21, Syracuse (2000, 2nd Round)
 20, Florida State (1993, Elite 8)
 20, Louisville (1984, Sweet 16)

BY OPPONENT

30 by Old Dominion (1992, 1st Round)
 28 by Tennessee State (1994, 1st Round)
 26 by Minnesota (1997, Final Four)
 26 by San Jose State (1996, 1st Round)

FEWEST TURNOVERS

4, Wisconsin (2014, Final Four)
 6, UCLA (2017, Sweet 16)
 6, Wisconsin (2015, Final Four)
 6, Indiana (2012, Sweet 16)
 6, Stanford (1998, Final Four)
 6, Utah (1996, Sweet 16)

BY OPPONENT

4 by Florida State (1978, 1st Round)
 5 by St. John's (1995, Sweet 16)
 6 by Duke (1998, Elite 8)

BLOCKS

15, Stony Brook (2016, 1st Round)
 14, UCLA (1998, Sweet 16)
 11, Kansas (2012, National Championship)
 11, Ohio State (2011, Sweet 16)
 11, East Tennessee State (2010, 1st Round)
 11, South Carolina State (1998, 1st Round)
 11, Montana (1997, 1st Round)

BY OPPONENT

9 by North Carolina (2017, Elite Eight)
 9 by Florida State (1978, 1st Round)
 8 by UMass (1996, Final Four)
 8 by Middle Tennessee (1982, 1st Round)

STEALS

17, San Jose State (1996, 1st Round)
 17, Tennessee State (1994, 1st Round)
 16, Marquette (1994, 2nd Round)
 16, Old Dominion (1992, 1st Round)
 14, Minnesota (1997, Final Four)
 14, Montana (1997, 1st Round)

BY OPPONENT

13 by Florida A&M (2004, 1st Round)
 11 by Kansas State (2018, Sweet 16)
 11 by East Tennessee State (2010, 1st Round)
 11 by USC (2001, Sweet 16)
 11 by Louisville (1983, Elite 8)

WINNING MARGIN

+46, Mount St. Mary's, (1995 1st Round) [113-67]
 +44, Rider, (1993, 1st Round) [96-52]
 +39, West Virginia, (2015, Sweet 16) [78-39]
 +38, Montana, (1997, 1st Round) [92-54]
 +38, San Jose State, (1996, 1st Round) [110-72]

UK'S NCAA TOURNAMENT INDIVIDUAL GAME HIGHS

POINTS

- 44, Dan Issel vs. Notre Dame (1970, Sweet 16)
- 41, Tayshaun Prince vs. Tulsa (2002, 2nd Round)
- 41, Jack Givens vs. Duke (1978, Championship)
- 39, De'Aaron Fox vs. UCLA (2017, Sweet 16)
- 36, Dan Issel vs. Miami, Ohio (1969, Regional Cons.)
- 36, Dan Issel vs. Marquette (1968, Sweet 16)

OPPONENT

- 52, Austin Carr, Notre Dame (1970, Sweet 16)
- 36, Henry Finkel, Dayton (1966, Sweet 16)
- 35, Jim McDaniels, Western Kentucky (1971, Sweet 16)
- 34, Carl Cain, Iowa (1956, Elite 8)
- 33, Kent Benson, Indiana (1975, Elite 8)
- 33, Jerry Lucas, Ohio State (1962, Elite 8)
- 33, Jerry Lucas, Ohio State (1961, Elite 8)

FIELD GOALS

- 18, Jack Givens vs. Duke (1978, Championship) [27 att.]
- 17, Dan Issel vs. Notre Dame (1970, Sweet 16) [28 att.]
- 15, Jim Andrews vs. Austin Peay (1973, Sweet 16) [19 att.]
- 14, Tayshaun Prince vs. Tulsa (2002, 2nd Round) [21 att.]
- 14, Dan Issel vs. Marquette (1968, Sweet 16) [18 att.]
- 14, Louie Dampier vs. Dayton (1966, Sweet 16) [23 att.]
- 14, Bob Burrow vs. Wayne State (1956, Sweet 16)

OPPONENT

- 22, Austin Carr, Notre Dame (1970, 1st Round) [35 att.]
- 15, Henry Finkel, Dayton (1966, Sweet 16) [26 att.]

FIELD GOALS ATTEMPTED

- 30, Kevin Grevey vs. UCLA (1975, Championship)
- 29, Bill Spivey vs. Kansas State (1951, Championship)
- 28, Dan Issel vs. Notre Dame (1970, Sweet 16)
- 27, Jack Givens vs. Duke (1978, Championship)
- 27, Pat Riley vs. Michigan (1966, Elite 8)
- 27, Cotton Nash vs. Loyola (1964, Regional Consolation)

OPPONENT

- 35, Austin Carr, Notre Dame (1970, 1st Round)
- 32, Elgin Baylor, Seattle (1958, Championship)
- 31, James Williams, Austin Peay (1973, Sweet 16)
- 29, Don Hennon, Pittsburgh (1957, Sweet 16)
- 26, Ron Carter, VMI (1977, Sweet 16)
- 26, Henry Finkel, Dayton (1966, Sweet 16)
- 26, Bob Brown, Louisville (1951, 1st Round)

FIELD-GOAL PERCENTAGE (MIN. 8 ATTEMPTS)

- 1.000, Kenny Walker vs. Western Kentucky (1986, 2nd Round) [11 of 11]
- .909, Travis Ford vs. Wake Forest (1993, Sweet 16) [10 of 11]
- .900, DeMarcus Cousins vs. Wake Forest (2010, 2nd Round) [9 of 10]
- .900, Patrick Patterson vs. East Tennessee State (2010, 1st Round) [9 of 10]
- .875, 3x, last by Anthony Davis [7 of 8] vs. Louisville (2012, Final Four)

OPPONENT

- 1.000, Christian Laettner, Duke (1992, Elite 8) [10 of 10]
- .900, Ben Caton, Utah (1996, Sweet 16) [9 of 10]
- .875, Ric Cobb, Marquette (1969, Sweet 16) [7 of 8]
- .818, Randy Ayers, Miami, Ohio (1978, Sweet 16) [9 of 11]

3-POINT FIELD GOALS

- 8, Eric Bledsoe vs. East Tennessee State (2010, 1st Round)
- 7, Tony Delk vs. Syracuse (1996, Championship)
- 6, Tayshaun Prince vs. Tulsa (2002, 2nd Round)
- 6, Tayshaun Prince vs. Iowa (2001, 2nd Round)
- 5, 15x, last Doron Lamb vs. Iowa State (2012, 2nd Round)

OPPONENT

- 6, 8x, last by Armoni Brooks, Houston, (2019, Sweet 16)

3-POINT FIELD GOALS ATTEMPTED

- 14, Tony Delk vs. North Carolina (1995, Elite 8)
- 12, Scott Padgett vs. Arizona (1997, Championship)
- 12, Tony Delk vs. Syracuse (1996, Championship)
- 12, Tony Delk vs. Marquette (1994, 2nd Round)
- 11, Brandon Knight vs. UConn (2011, Final Four)
- 11, Brandon Knight vs. North Carolina (2011, Elite 8)

OPPONENT

- 18, Jeff Boschee, Kansas (1999, 2nd Round)
- 14, Terrence Woods, Florida A&M (2004, 1st Round)
- 12, Armoni Brooks, Houston (2019, Sweet 16)
- 12, Fletcher Magee, Wofford, (2019, 2nd Round)

3-POINT FIELD-GOAL PERCENTAGE

(MIN. 5 ATTEMPTS)

- 1.000, Jamal Mashburn vs. Wake Forest (1993, Sweet 16) [5 of 5]
 - .889, Eric Bledsoe vs. East Tennessee State (2010, 1st Round) [8 of 9]
 - .833, Cameron Mills vs. St. Joseph's (1997, Sweet 16) [5 of 6]
 - .833, Travis Ford vs. Wake Forest (1993, Sweet 16) [5 of 6]
 - .800, John Pelphrey vs. Iowa State (1992, 2nd Round) [4 of 5]
- ### OPPONENT
- .857, Brandon Rush, Kansas (2007, 2nd Round) [6 of 7]
 - .833, Shannon Brown, Michigan State (2005, Elite Eight) [5 of 6]
 - .800, Nathan Hoover, Wofford (2019, 2nd Round) [4 of 5]
 - .800, Isaac Hamilton, UCLA (2017, Sweet 16) [4 of 5]

FREE THROWS

- 17, Roger Newman vs. Ohio State (1961, Elite 8)
- 14, Randolph Morris vs. Kansas (2007, 2nd Round)
- 13, 2x, last by De'Aaron Fox vs. UCLA (2017, Sweet 16)

OPPONENT

- 16, John Riser, Pittsburgh (1957, Sweet 16)
- 15, Ron Bayless, Iowa State (1992, 2nd Round)
- 14, Miles Simon, Arizona (1997, Championship)
- 14, Dean Meminger, Marquette (1971, Regional Consolation)
- 14, Jim Coleman, Loyola (1964, Elite 8)

FREE THROWS ATTEMPTED

- 22, Roger Newman vs. Ohio State (1961, Elite 8)
- 20, PJ Washington vs. Kansas State (2018, Sweet 16)
- 19, Rodrick Rhodes vs. Tennessee State (1994, 1st Round)
- 17, Scott Padgett vs. Kansas (1999, 2nd Round)

OPPONENT

- 18, Robert Kendrick, Wayne State (1956, Sweet 16)
- 17, Miles Simon, Arizona (1997, Championship)



- 17, Dean Meminger, Marquette
(1971, Regional Consolation)
17, Jim Coleman, Loyola (1964, Elite 8)
17, John Riser, Pittsburgh (1957, Sweet 16)

FREE-THROW PERCENTAGE (MIN. 10 ATTEMPTS)

- 1.000, 11x, last by Michael Kidd-Gilchrist vs. Indiana
(2012, Sweet 16) [10 of 10]

OPPONENT

- 1.000, 14x, last by Jared Harper, Auburn (2019, Elite 8)
[11 of 11]

REBOUNDS

- 24, Jerry Bird vs. Iowa (1956, Elite 8)
21, Bill Spivey vs. Kansas State (1951, Championship)
18, Bam Adebayo vs. Northern Kentucky (2017, 1st Round)
16, 6x, last Anthony Davis vs. Kansas
(2012, Championship)

OPPONENT

- 30, Jerry Lucas, Ohio State (1961, Elite 8)
23, Kent Benson, Indiana (1975, Elite 8)
20, Artis Gilmore, Jacksonville (1970, Elite 8)
19, Elgin Baylor, Seattle (1958, Championship)

ASSISTS

- 14, Dicky Beal vs. BYU (1984, 2nd Round)
11, John Wall vs. East Tennessee State (2010, 1st Round)
9, 7x, last by Ramel Bradley vs. Kansas (2007, 2nd Round)

OPPONENT

- 14, Andre McCarter, UCLA (1975, Championship)
12, by Edgar Padilla, UMass (1996, Final Four)
11, by Dwayne Wade, Marquette (2003, Elite 8)
11, by Mateen Cleaves, Michigan State (1999, Elite 8)
11, by Bruce Douglass, Illinois (1984, Elite 8)

BLOCKS

- 7, Anthony Davis vs. Western Kentucky (2012, 2nd Round)
6, Skal Labissiere vs. Stony Brook (2016, 1st Round)
6, Anthony Davis vs. Kansas (2012, Championship)
6, Anthony Davis vs. Baylor (2012, Elite 8)
6, Jamaal Magloire vs. UCLA (1998, Sweet 16)
6, Nazr Mohammed vs. UCLA (1998, Sweet 16)

OPPONENT

- 6, Marcus Camby, UMass (1996, Final Four)
5, Buck Hailey, Middle Tennessee (1982, 1st Round)
5, Bo Ellis, Marquette (1975, 1st Round)
4, 8x, last by Kennedy Meeks, North Carolina
(2017, Elite 8)

STEALS

- 6, Anthony Epps vs. San Jose State (1996, 1st Round)
6, Antoine Walker vs. San Jose State (1996, 1st Round)
6, Dicky Beal vs. Louisville (1984, Sweet 16)
5, 9x, last Shai Gilgeous-Alexander vs. Davidson
(2018, 1st Round)

OPPONENT

- 5, Terrence Woods, Florida A&M (2004, 1st Round)
5, Tim Horton, Tennessee State (1994, 1st Round)
4, 16x, last by Reginald Johnson, Hampton
(2015, 1st Round)



UK vs. NCAA TOURNAMENT OPPONENTS

OPPONENT	FIRST MEETING	LAST MEETING	W-L
Abilene Christian	2019		1-0
Alabama	1986		1-0
Arizona	1997		0-1
Arizona State	1995		1-0
Arkansas	1978		1-0
Auburn	2019		0-1
Austin Peay	1973		1-0
Baylor	1948	2012	2-0
Buffalo	2018		1-0
Butler	1962		1-0
BYU	1984		1-0
Central Michigan	1975		1-0
Cincinnati	2005	2015	2-0
Columbia	1948		1-0
Cornell	2010		1-0
Dartmouth	1942		0-1
Davidson	1986	2018	2-0
Dayton	1966		1-0
Duke	1966	1998	3-2
Eastern Kentucky	2005		1-0
East Tennessee State	2010		1-0
Florida A&M	2004		1-0
Florida State	1972	1993	3-1
Georgetown	1984		0-1
Hampton	2015		1-0
Holy Cross	1948	2001	2-0
Houston	2019		1-0
Illinois	1942	1984	4-0
Indiana	1973	2016	3-2
Iowa	1956	2001	2-1
Iowa State	1992	2012	2-0
IUPUI	2003		1-0
Jacksonville	1970		0-1
Kansas	1999	2012	2-1
Kansas State	1951	2018	2-1
Louisville	1951	2014	4-2
Loyola (Ill.)	1964		0-1
LSU	1986		0-1
Marquette	1955	2008	4-6
Maryland	2002		0-1
Miami (Ohio)	1958	1999	4-0
Michigan	1966	2014	2-1
Michigan State	1957	2005	1-3
Middle Tennessee	1982		0-1
Minnesota	1997		1-0
Montana	1997		1-0
Morehead State	1961		1-0
Mount St. Mary's	1995		1-0
New Mexico State	1999		1-0
Northern Kentucky	2017		1-0
North Carolina	1977	2017	1-3
Notre Dame	1958	2015	3-0
Ohio	1964	1983	1-1
Ohio State	1945	2011	1-5
Oklahoma State	1949		1-0
Old Dominion	1992		1-0

OPPONENT	FIRST MEETING	LAST MEETING	W-L
Penn State	1952	1955	2-0
Pittsburgh	1957		1-0
Princeton	1977	2011	2-0
Rider	1993		1-0
Saint Louis	1998		1-0
San Jose State	1996		1-0
Seattle	1958		1-0
South Carolina State	1998		1-0
Southern Cal	2001		0-1
St. Bonaventure	2000		1-0
St. John's	1951	1985	1-2
St. Joseph's	1997		1-0
Stanford	1998		1-0
Stony Brook	2016		1-0
Syracuse	1975	2000	2-1
Temple	1958		1-0
Tennessee State	1994		1-0
Tufts	1945		1-0
Tulane	1995		1-0
Tulsa	2002		1-0
UAB	1981	2006	1-2
UCLA	1975	2017	2-1
UConn	2006	2014	0-3
UMass	1992	1996	2-0
UNLV	1985		1-0
Utah	1993	2005	6-0
UTEP	1966		0-1
Valparaiso	2002		1-0
Villanova	1949	2007	2-0
Virginia Tech	1996		1-0
VMI	1977		1-0
Wake Forest	1993	2010	3-0
Washington	1985		1-0
Wayne	1956		1-0
West Virginia	2010	2015	2-1
Western Kentucky	1971	2012	2-1
Wichita State	2014	2017	2-0
Wisconsin	2003	2015	2-1
Wofford	2019		1-0

Totals **129-52**



1947-48 NATIONAL CHAMPIONS



Sitting: Coach Adolph Rupp, Johnny Stough, Ralph Beard, Kenneth Rollins, Cliff Barker, Dale Barnstable, Assistant Coach Harry Lancaster
Standing: Manager Humzey Yessin, Garland Townes, Jim Jordan, Joe Holland, Alex Groza, Wallace Jones, Jim Line, Roger Day, Trainer Wilbert Bud Berger



KENTUCKY 58, BAYLOR 42 March 23, 1948 • New York

SEASON RECAP

Behind the Fabulous Five of Ralph Beard, Wah Wah Jones, Alex Groza, Kenny Rollins and Cliff Barker, the 1947-48 Kentucky men's basketball team went 36-3 en route to win the school's first national championship.

Kentucky got off to a quick start to the season, winning its first seven games before falling to Temple in a one-point buzzer-beater. The Wildcats, however, won 27 of their next 28 games, including a 58-38 victory retribution matchup over the Temple Owls. All five of the Wildcat starters were recognized by the Southeastern Conference with Jones, Beard and Rollins being named to the first team. Beard was also named the True Magazine Player of the Year for the second consecutive season.

Following the regular season, the Wildcats breezed through the SEC Tournament, winning the four games by a total of 111 points, including a narrow 54-53 victory over Georgia Tech in the championship game. The NCAA Tournament went much as the conference tourney did. Jones scored 19 points in the opener over Columbia and then UK won an eight-point decision over Holy Cross in the second round to advance to the championship game against Baylor. Groza poured in 23 points for the 58-42 victory over the Bears.

CHAMPIONSHIP GAME

Alex Groza and Ralph Beard combined for 26 points and the Wildcats' defense held the Bears to 16 first-half points to capture UK's first NCAA title.

The title victory enabled the Wildcats to become only the second team ever to win both the NIT and NCAA titles. UK, which finished the season at 34-2, won the NIT title in 1946.

Paced by Groza and Beard, the Wildcats turned a 29-16 halftime lead into a 44-28 bulge midway through the second half. After Baylor rallied to cut the lead to 11, UK put the game out of reach as Wallace "Wah Wah" Jones scored four points to give the Wildcats a 15-point lead.

In addition to Groza and Beard, the Wildcats also got nine points apiece from Jones and Kenneth Rollins.


GAME REVIEW

Kentucky PLAYER	FG	FTM	FTA	PF	TP
Jones	4	1	1	3	9
Barker	2	1	3	4	5
Line	3	1	1	3	7
Groza	6	2	4	4	14
Holland	1	0	0	1	2
Beard	4	4	4	1	12
Rollins	3	3	5	3	9
Barnstable	0	0	1	0	0
Totals	23	12	19	19	58

Baylor PLAYER	FG	FTM	FTA	PF	TP
Owen	2	1	2	0	5
DeWitt	3	2	4	3	8
Hickman	1	0	0	0	2
Pulley	0	1	1	0	1
Heathington	3	2	4	5	8
Preston	0	0	2	2	0
Johnson	3	4	7	5	10
Robinson	3	2	4	4	8
Brack	0	0	0	0	0
Totals	15	12	24	19	42

Halftime: UK 29, Baylor 16

1948-49 NATIONAL CHAMPIONS



Sitting: Coach Adolph Rupp, Jim Line, Cliff Barker, John Stough, Ralph Beard, Joe B. Hall, Garland Townes, Assistant Coach Harry Lancaster
Standing: Dale Barnstable, Walt Hirsch, Wallace Jones, Alex Groza, Bob Henne, Roger Day, Manager Humzey Yessin



KENTUCKY 46, OKLAHOMA A&M 36 MARCH 26, 1949 • SEATTLE

SEASON RECAP

With a familiar four starters returning from the Fabulous Five, the 1948-49 Kentucky men's basketball team appeared poised to make a second consecutive title run. The Wildcats raced through the regular season with only one loss, and only three teams throughout the year came within even 10 points of Kentucky. Alex Groza led the team in scoring in 13 of its last 15 games and he broke a UK and Southeastern Conference record with 38 points in a 95-40 win over Georgia on Feb. 21.

The team concluded the regular season with a 70-37 win over Vanderbilt at Alumni Gym, including a last-second 65-foot shot by Cliff Barker. The Cats again swept through the SEC Tournament in nearby Louisville, winning their opening-round game over Florida, 73-36. Kentucky outscored its SEC Tournament opponents by a total of 123 points in a four-game span, including a 68-52 win over Tulane in the conference final.

After being surprisingly upset in the first round of the NIT, the Wildcats had no trouble in NCAA play. Kentucky defeated Villanova, 85-72, and Illinois, 76-47, to advance to the national title game. Groza, Ralph Beard and Wah Wah Jones were all named All-America and Groza was named the tournament's MVP.

It was no surprise that when the first-ever Associated Press poll was released the following season, the Cats were ranked preseason No. 1.

CHAMPIONSHIP GAME

Paced by Alex Groza's 25 points and a defense that limited the Aggies to a mere nine field goals, the Wildcats were crowned NCAA champions for the second straight year.

Groza, a unanimous selection as the "Player of the Tournament," scored more than twice as many points as any other player. A&M's Jack Shelton was the game's only other player to score in double figures. He finished with 12 points.

The Aggies, coached by Hank Iba, led 5-2, but the Wildcats scored seven straight points, five by Groza, and never trailed again as they took a 25-20 first-half lead.

UK extended the lead to 31-21 early in the second half and coasted the rest of the way.

GAME REVIEW

Kentucky

PLAYER	FG	FTM	FTA	PF	TP
Jones	1	1	3	3	3
Line	2	1	2	3	5
Groza	9	7	8	5	25
Beard	1	1	2	4	3
Barker	1	3	3	4	5
Barnstable	1	1	1	1	3
Hirsch	1	0	0	1	2
Totals	16	14	19	21	46


Oklahoma A&M

PLAYER	FG	FTM	FTA	PF	TP
Yates	1	0	0	1	2
Bradley	0	3	5	3	3
Harris	3	1	1	5	7
Parks	2	3	4	5	7
Shelton	3	6	7	4	12
Jaquet	0	1	2	0	1
McArthur	0	2	2	1	2
Pilgrim	0	2	2	1	2
Smith	0	0	0	1	0
Totals	9	18	23	21	36

Halftime: UK 25, Oklahoma A&M 20



1950-51 NATIONAL CHAMPIONS



Standing: Frank Ramsey, Shelby Linville, Bill Spivey, Roger Layne, Lou Tsioropoulos, Read Morgan **Seated:** Coach Adolph Rupp, Cliff Hagan, C.M. Newton, Walt Hirsch, Paul Lansaw, Dwight Price, Assistant Coach Harry Lancaster **Bottom Row:** Lindle Castle, Lucian Whitaker, Bobby Watson, Guy Strong, T. Riddle

KENTUCKY 68, KANSAS STATE 58 MARCH 27, 1951 • MINNEAPOLIS

SEASON RECAP

Kentucky opened the 1950-51 season on an 84-game home winning streak and the Wildcats began the year by moving from the antiquated Alumni Gym to the new 11,500-seat Memorial Coliseum that was designed to commemorate the Kentuckians who died in World War I, World War II and the Korean War.

Though illness plagued the team and its coach throughout the season, Kentucky compiled a 32-2 record and its third national title in four years. UK defeated archrival Louisville by 11 points, 79-68, in the opening round of the NCAA Tournament before breezing by St. John's in the next round. After posting a narrow 76-74 victory over Illinois in the East Regional championship, the Cats toppled Kansas State, 68-58, in the championship game.

Seven-foot center Bill Spivey led Kentucky, scoring 19.2 points per game during the season. He was followed by the junior duo of Shelby Linville and Bobby Watson, who each averaged 10.4 points per game. The Cats outscored their opponents by 757 points in UK's third championship season.

CHAMPIONSHIP GAME

Bill Spivey scored 22 points and an ailing Cliff Hagan sparked the Wildcats to their third NCAA title.

With a squad consisting of only six healthy players — Walt Hirsch was ineligible and Hagan was plagued by an infected throat — the Wildcats hardly looked like championship material as Kansas State broke out to a 20-12 lead.

It was then that Rupp inserted the ailing Hagan. It was a move that may have proved the difference as the sophomore forward sparked a rally that saw UK cut the Kansas State lead to 29-27 at the half.

Led by Hagan and Spivey, who dominated the boards, UK outscored Kansas State 41-29 in the second half to complete the come-from-behind victory.

GAME REVIEW


GAME REVIEW

Kentucky PLAYER	FG	FTM	FTA	PF	TP
Whitaker	4	1	0	2	9
Linville	2	4	8	5	8
Spivey	9	4	6	2	22
Ramsey	4	1	3	5	9
Watson	3	2	4	3	8
Hagan	5	0	2	5	10
Tsioropoulos	1	0	0	1	2
Newton	0	0	0	0	0
Totals	28	12	23	23	68

Kansas State PLAYER	FG	FTM	FTA	PF	TP
Head	3	2	2	5	8
Stone	3	6	8	5	12
Hitch	6	1	1	5	13
Barrett	2	0	2	1	4
Iverson	3	1	2	3	7
Housey	2	0	0	3	4
Gibson	0	1	1	5	1
Upson	0	0	0	1	0
Knostman	1	1	2	1	3
Peck	2	0	1	1	4
Schuyler	1	0	1	1	2
Totals	23	12	20	31	58

Halftime: Kansas State 29, UK 27

1957-58 NATIONAL CHAMPIONS



Sitting: Coach Adolph Rupp, Adrian Smith, John Crigler, Ed Beck, Don Mills, Johnny Cox, Vernon Hatton, Assistant Coach Harry Lancaster
Standing: Student Manager Jay Atkerson, Earl Adkins, Billy Smith, Phil Johnson, Bill Cassady, Lincoln Collinsworth, Harold Ross



KENTUCKY 84, SEATTLE 72

MARCH 22, 1958 • LOUISVILLE, KY.

SEASON RECAP

After finishing the previous year with a second-round NCAA Tournament loss on their home court, the 1957-58 Kentucky Wildcats, behind the starting lineup of Vernon Hatton, Johnny Cox, John Crigler, Adrian Smith and Ed Beck — known affectionately as the Fiddlin' Five — lost two of their final five games and appeared an unlikely contender for the national championship.

The Cats were led by Hatton's 17.1 points per game and Cox's 14.9 points per game. Hatton proved his effectiveness as a clutch player by sinking a 47-foot shot at the end of regulation to send UK into overtime against Temple, a game that the Wildcats would win 85-83 after three extra periods. Kentucky breezed past the first two rounds of the NCAA Tournament, held in Lexington, with wins over Miami of Ohio and Notre Dame. UK then faced Temple in the next round and again won a close 61-60 decision.

The Wildcats defeated Seattle 84-72 in an anti-climactic national title, the fourth and final national championship for Adolph Rupp.

CHAMPIONSHIP GAME

Senior Vernon Hatton scored 30 points and the Wildcats overcame a 25-point, 19-rebound performance by Elgin Baylor to capture their fourth NCAA championship.

Led by Hatton and Johnny Cox, who finished with 24 points, the Wildcats twice battled back from 11-point deficits to gain the victory.

Trailing for much of the game, UK grabbed its first lead with 6:08 left when Don Mills hit a hook shot to give the Wildcats a 61-60 lead. Moments later, Cox hit a jump shot to make it 63-60 and UK never trailed again.

John Crigler added 14 points and 14 rebounds for the victors. Mills and Adrian Smith finished with nine and seven points, respectively.

Aside from Baylor, Seattle received 17 points from Charley Brown and 16 from Jerry Frizzell.

GAME REVIEW

Kentucky

PLAYER	FGM	FGA	FTM	FTA	REB	PF	TP
Crigler	5	12	4	7	14	4	14
Cox	10	23	4	4	16	3	24
Beck	0	1	0	1	3	4	0
A. Smith	2	8	3	5	6	4	7
Hatton	9	20	12	15	3	3	30
Mills	4	9	1	4	5	3	9
Totals	30	73	24	36	47	21	84


Seattle

PLAYER	FGM	FGA	FTM	FTA	REB	PF	TP
Frizzell	4	6	8	11	5	3	16
Brown	6	17	5	7	5	5	17
Baylor	9	32	7	9	19	4	25
Harney	2	5	0	1	1	1	4
Saunders	0	2	0	0	2	3	0
Ogorek	4	7	2	2	11	5	10
Plasecki	0	0	0	0	0	0	0
Totals	25	69	22	30	43	21	72

Halftime: Seattle 39, UK 36



1977-78 NATIONAL CHAMPIONS



Sitting: Coach Joe Hall, Jay Shidler, Dwane Casey, Kyle Macy, Jack Givens, Tim Stephens, Chris Gettelfinger, Truman Claytor, Assistant Coach Dick Parsons **Standing:** Assistant Trainer Walt McCombs, Manager Don Sullivan, LaVon Williams, Scott Courts, Mike Phillips, Rick Robey, Chuck Aleksinas, Fred Cowan, James Lee, Assistant Coach Leonard Hamilton, Assistant Coach Joe Dean Jr.

KENTUCKY 94, DUKE 88 MARCH 27, 1978 • ST. LOUIS

SEASON RECAP

Regular-season losses to Alabama and LSU were the only blemishes on Kentucky's 1977-78 record, as UK and senior Jack Givens, who averaged 18.1 points per game, went 30-2 for its first NCAA title in 20 years. UK outscored its opponents by 459 points during the season and were aided by 14.4 points per game from 6-foot-10 center Rick Robey.

Originally hailed as an underachieving team, Kentucky overcame obstacles to win the SEC championship and the first NCAA title under head coach Joe B. Hall. The Cats won their last eight regular-season games, including a 92-70 win over UNLV in the home finale, led by 26 points from Robey, and a 78-68 win over Vanderbilt in Nashville, Tennessee.

Characteristically, the Cats had no trouble with their early-round competition in the NCAA Tournament, as Florida State, Miami (Ohio) and Michigan State fell along the way. UK met up with Arkansas in the national semifinal game, which the Wildcats won 64-59, before defeating Duke, 94-88, in the championship final.

CHAMPIONSHIP GAME

Senior Jack Givens put on one of the finest individual performances in NCAA championship history in leading the Wildcats past the Blue Devils.

With many Kentucky fans among the crowd of 18,271 chanting "Goose, Goose," Givens scored 41 points, three short of the record for a championship game, to help the Wildcats to their fifth NCAA title and first in 20 years.

Givens' dominance was clearly evident in the first half as he scored 23 points, including UK's last 16 of the half, to turn a 29-28 UK lead into a 45-38 cushion. It was a deficit from which the Blue Devils would not recover.

Overall, Givens made 18 of 27 field-goal attempts, 5 of 8 free throws, and added eight rebounds and three assists.

GAME REVIEW

Kentucky

PLAYER	MIN	FG	FT	REB	A	PF	TP
Givens	37	18-27	5-8	8	3	4	41
Robey	32	8-11	4-6	11	0	2	20
Phillips	11	1-4	2-2	2	1	5	4
Macy	38	3-3	3-4	0	8	1	9
Claytor	24	3-5	2-4	0	3	2	8
Lee	20	4-8	0-0	4	2	4	8
Shidler	16	1-5	0-1	1	3	3	2
Aleksinas	1	0-0	0-0	0	0	1	0
Williams	10	1-3	0-0	4	0	2	2
Cowan	8	0-2	0-0	2	0	1	0
Stephens	1	0-0	0-0	0	0	0	0
Courts	1	0-0	0-0	0	0	0	0
Gettelfinger	1	0-0	0-0	0	0	0	0
Casey	1	0-0	0-0	0	0	1	0
Totals	200	39-68	16-25	32	20	26	94

Duke

PLAYER	MIN	FG	FT	REB	A	PF	TP
Banks	37	6-12	10-12	8	2	2	22
Dennard	30	5-7	0-0	8	2	5	12
Gminski	37	6-16	8-8	12	2	3	20
Harrell	24	2-2	0-0	0	1	3	4
Spanarkel	40	8-16	5-6	2	3	4	21
Suddath	9	1-3	2-3	2	0	1	2
Bender	17	1-2	5-5	1	4	3	7
Goetsch	6	0-1	0-0	1	0	1	0
Totals	200	29-59	30-34	35	14	22	88

Technical: Duke bench

Halftime: UK 45, Duke 38

1995-96 NATIONAL CHAMPIONS



Sitting: Assistant Coach Delray Brooks, Head Coach Rick Pitino, Allen Edwards, Derek Anderson, Jeff Sheppard, Tony Delk, Anthony Epps, Cameron Mills, Wayne Turner, Associate Coach Jim O'Brien, Assistant Coach Winston Bennett **Standing:** Equipment Manager Bill Keightley, Administrative Assistant George Barber, Jason Lathrem, Oliver Simmons, Nazr Mohammed, Mark Pope, Walter McCarty, Antoine Walker, Jared Prickett, Ron Mercer, Trainer Eddie Jamiel, Assistant Strength Coach Layne Kaufman, Strength Coach Shaun Brown

KENTUCKY 76, SYRACUSE 67

APRIL 1, 1996 • EAST RUTHERFORD, N.J.

SEASON RECAP

Kentucky strung together 25 consecutive wins, including a 16-0 mark in Southeastern Conference play, midway through the 1995-96 season and rolled to its sixth national championship. The dynamic duo of Tony Delk (17.8 ppg) and Antoine Walker (15.2 ppg) led the team dubbed "The Untouchables" by head coach Rick Pitino.

A 10-point loss to UMass in the second game of the season would be the only smudge on the Wildcats' schedule as they entered SEC Tournament play. UK posted dominating wins over Florida (100-76) and Arkansas (95-75) in the first two rounds of the tournament, but an upstart Mississippi State team shot 60% from the 3-point arc to hand UK a shocking 84-73 loss in the title game.

Kentucky still earned a No. 1 seed in the NCAA Tournament's Dallas Regional and stomped San Jose State and Virginia Tech to easily advance to the Sweet 16. The competition proved no tougher in the next two rounds as the Wildcats outscored Utah and Wake Forest by a combined 62 points. A rematch with UMass awaited in the national semifinal, but Kentucky had no trouble with John Calipari's Minutemen, surpassing them 81-74. The Wildcats, behind six first-half 3-pointers by Delk, defeated Syracuse, 76-67, in the national title game.

CHAMPIONSHIP GAME

Tony Delk tied a championship game record with seven 3-pointers and the Wildcats withstood a late Orangemen rally to win UK's sixth national title before a capacity crowd of 19,229 in the Continental Airlines Arena at the Meadowlands.

Delk, the Final Four's Most Outstanding Player, canned seven of 12 3-pointers to lead the Cats with 24 points. But after Syracuse had cut the lead to two, 64-62, with 4:46 remaining, a Delk misfire was tipped in by Walter McCarty to extend UK's lead to four. After holding the Orangemen on the next possession, Derek Anderson drained a 3 to push the lead to seven. SU would get no closer than five in the final minutes.

GAME REVIEW

Kentucky												
PLAYER	MIN	FG	3FG	FT	R	F	A	TO	B	S	TP	
Anderson	16	4-8	2-3	1-1	4	2	1	2	0	3	11	
Walker	32	4-12	0-1	3-6	9	2	4	0	0	4	11	
McCarty	19	2-6	0-0	0-0	7	3	3	1	0	0	4	
Delk	37	8-20	7-12	1-2	7	2	2	3	1	2	24	
Epps	35	0-6	0-3	0-0	4	1	7	1	0	0	0	
Pope	27	1-6	0-2	2-2	3	3	2	4	0	1	4	
Mercer	24	8-12	3-4	1-1	2	3	2	0	0	1	20	
Sheppard	7	1-2	0-1	0-1	2	3	0	3	0	0	2	
Edwards	3	0-1	0-1	0-0	0	0	1	1	0	0	0	
Team					2							
Totals		28-73	12-27	8-13	40	19	22	15	1	11	76	


Syracuse												
PLAYER	MIN	FG	3FG	FT	R	F	A	TO	B	S	TP	
Burgan	39	7-10	3-5	2-5	8	5	1	5	0	1	19	
Wallace	38	11-19	2-3	5-5	10	5	1	6	1	0	29	
Hill	28	3-9	0-0	1-1	10	2	1	3	1	0	7	
Sims	39	2-5	1-4	1-2	2	2	7	7	0	1	6	
Cipolla	35	3-8	0-3	0-0	1	1	2	0	4	6	6	
Reafsnnyder	13	0-1	0-0	0-0	4	0	0	1	0	0	0	
Janulis	8	0-0	0-0	0-0	2	2	0	0	0	0	0	
Nelson	0	0-0	0-0	0-0	0	0	0	0	0	0	0	
Team					1							
Totals		26-52	6-15	9-13	38	17	12	24	2	6	67	

Halftime: UK 42, Syracuse 33

Delk was joined on the Final Four All-Tournament team by freshman Ron Mercer, who was sensational off the bench, scoring a career-high 20 points on 8-of-12 shooting from the field, including 3 of 4 from 3-point range.



1997-98 NATIONAL CHAMPIONS



Sitting: Assistant Coach Mike Sutton, Head Coach Orlando “Tubby” Smith, Saul Smith, Cameron Mills, Jeff Sheppard, Wayne Turner, Steve Masiello, Assistant Coach George Felton, Assistant Coach Shawn Finney **Standing:** Special Assistant Leon Smith, Administrative Assistant Simeon Mars, Equipment Manager Bill Keightley, Ryan Hogan, Heshimu Evans, Scott Padgett, Nazr Mohammed, Jamaal Magloire, Michael Bradley, Myron Anthony, Allen Edwards, Trainer Eddie Jamiel, Strength Coach Tom Boyd

KENTUCKY 78, UTAH 69
MARCH 30, 1998 • SAN ANTONIO

SEASON RECAP

The team that became known as the “Comeback Cats,” the 1997-98 Kentucky Wildcats captured their second NCAA title in three years after overcoming a 10-point halftime deficit against Utah in the national championship game. UK was 10-3 in games decided by 10 points or less and 7-1 in games decided by three points or less during the season.

Kentucky’s players provided a balanced attack, as all five starters averaged more than nine points per game with senior guard Jeff Sheppard averaging 13.7 points per game and junior center Nazr Mohammed averaging 12.0 points per game. The Wildcats rolled to an 86-56 victory over South Carolina in the Southeastern Conference Tournament final and then sprinted past South Carolina State, St. Louis and UCLA in the first three rounds of the NCAA Tournament.

CHAMPIONSHIP GAME

Kentucky battled back from a 41-31 halftime deficit to Utah — the largest halftime margin ever overcome in an NCAA title game — to claim the school’s seventh national championship before 40,509 fans in the Alamodome.

Utah was propelled to the early lead thanks to a 24-6 rebounding advantage in the first half. But Heshimu Evans sparked the “Comeback Cats” off the bench with seven straight points early in the second half. Later, Final Four Most Outstanding Player Jeff Sheppard canned a baseline jumper with 4:54 remaining to give UK a 65-64 lead. The exhausted Utes then missed 11 consecutive field goals as the Wildcats claimed their second NCAA championship in three years.

Scott Padgett joined Sheppard on the All-Final Four Team after scoring 17 points. UK outrebounded the Utes 18-15 in the second half.

GAME REVIEW

Kentucky												
PLAYER	MIN	FG	3FG	FT	R	F	A	TO	B	S	TP	
Edwards	24	2-7	0-3	0-0	1	0	5	0	0	1	4	
Padgett	33	6-11	1-5	4-4	5	4	1	0	0	0	17	
Mohammed	13	5-9	0-0	0-0	2	4	0	1	2	0	10	
Turner	27	2-5	0-1	2-4	2	0	4	5	0	3	6	
Sheppard	34	7-14	0-2	2-2	4	1	3	2	0	2	16	
Magloire	22	2-3	0-0	3-3	2	4	1	0	3	0	7	
Evans	23	3-4	2-2	2-2	6	1	0	3	1	1	10	
Mills	12	2-4	2-4	2-2	0	0	1	0	0	0	8	
Smith	7	0-0	0-0	0-0	0	0	0	0	0	0	0	
Bradley	5	0-0	0-0	0-0	1	1	0	0	0	0	0	
Team					1							
Totals	29-57	5-17	15-17	24	15	15	11	6	7	78		

Utah												
PLAYER	MIN	FG	3FG	FT	R	F	A	TO	B	S	TP	
Mottola	28	4-10	1-3	6-6	8	4	0	3	0	0	15	
Jensen	35	5-6	1-1	3-3	2	2	2	1	0	0	14	
Doleac	34	5-12	1-1	4-6	10	2	1	1	2	3	15	
Miller	37	6-15	0-3	4-7	6	5	5	8	0	2	16	
Hansen	32	1-6	0-2	0-0	5	2	1	2	0	3	2	
Johnsen	16	3-4	1-2	0-0	4	0	0	3	0	0	7	
McTavish	3	0-0	0-0	0-0	0	1	2	0	0	0	0	
Jackson	10	0-1	0-1	0-0	0	2	1	0	0	0	0	
Caton	5	0-1	0-1	0-0	0	0	0	0	0	0	0	
Team					4							
Totals	24-55	4-14	17-22	39	18	12	18	2	8	69		

Halftime: Utah 41, UK 31

2011-12 NATIONAL CHAMPIONS



Sitting: Assistant Coach Kenny Payne, Assistant Coach Orlando Antigua, Brian Long, Sam Malone, Doron Lamb, Marquis Teague, Ryan Harrow, Jarrod Polson, Head Coach John Calipari, Assistant Coach John Robic **Standing:** Jon Hood, Michael Kidd-Gilchrist, Terrence Jones, Kyle Wiltjer, Anthony Davis, Eloy Vargas, Darius Miller, Twany Beckham

KENTUCKY 67, KANSAS 59 APRIL 2, 2012 • NEW ORLEANS

SEASON RECAP

On the heels of a school record 30-win regular season, including a 24-game winning streak and 16-0 mark in league play, Kentucky earned the overall No. 1 seed in the NCAA Tournament. The Wildcats defeated in-state rival Louisville, 69-61, to earn a spot in the championship game en route to Kentucky's eighth national title and John Calipari's first.

The Wildcats scoring was as balanced as ever with five players averaging double figures, led by Anthony Davis' 14.2. Doron Lamb (13.7), Terrence Jones (12.3), Michael Kidd-Gilchrist (11.9) and Marquis Teague (10.0) rounded out UK's top five in scoring.

Davis finished with a 10.4 rebounding average and a national-best 4.7 blocks per game shattering the school, Southeastern Conference and NCAA freshman records for blocks in a season.

UK lost just two games all season and cruised through the SEC regular season with a spotless 16-0 record.

CHAMPIONSHIP GAME

Kentucky's top freshman, Anthony Davis, had a rough shooting night, but John Calipari coached this team to a wire-to-wire victory to cap a season that cried for no less than a championship for their ol' Kentucky home.

Doron Lamb led the Wildcats with 22 points, including back-to-back 3-pointers that put them up by 16 with 10 minutes left.

The Jayhawks, kings of the comeback all season, fought to the finish and trimmed that deficit to five with 1:37 left. But Kentucky made five free throws down the stretch to seal the win.

Michael Kidd-Gilchrist was another headliner, creating space for himself to score all 11 of his points in the first half.

Davis, meanwhile, might have had the most dominating six-point night in the history of college basketball, earning the nod as the most outstanding player. He finished with 16 rebounds, six blocks, five assists and three steals - and made his only field goal with 5:13 left in the game. It was

GAME REVIEW

Kansas												
PLAYER	MIN	FG	3FG	FT	R	F	A	TO	B	S	TP	
Robinson	36	6-17	0-0	6-7	17	2	1	1	0	0	18	
Withey	32	2-8	0-0	1-1	7	2	1	1	4	2	5	
Taylor	36	8-17	1-1	2-3	4	1	3	5	0	1	19	
Johnson	36	5-13	3-7	0-0	2	1	2	2	0	1	13	
Releford	30	1-6	1-2	1-2	1	5	1	0	0	1	4	
Teahan	17	0-1	0-1	0-0	0	1	1	0	0	1	0	
Wesley	2	0-0	0-0	0-0	0	0	0	0	0	0	0	
Young	11	0-0	0-0	0-2	3	4	0	0	1	0	0	
Team							1					
Totals	22-62	5-11	10-15	35	16	9	9	5	6	59		

Kentucky												
PLAYER	MIN	FG	3FG	FT	R	F	A	TO	B	S	TP	
Jones	29	4-7	0-1	1-2	7	4	0	2	2	1	9	
Davis	36	1-10	0-0	4-6	16	2	5	3	6	3	6	
Kidd-Gilchrist	35	4-7	0-1	3-4	6	2	1	1	1	0	11	
Lamb	35	7-12	3-6	5-6	2	2	3	1	0	0	22	
Teague	34	5-14	2-3	2-3	2	2	3	2	0	0	14	
Miller	25	2-5	1-2	0-0	6	2	0	2	2	0	5	
Vargas	3	0-0	0-0	0-0	0	1	0	0	0	0	0	
Wiltjer	3	0-1	0-1	0-0	0	0	0	0	0	0	0	
Team							4					
Totals	23-56	6-14	15-21	43	15	12	11	11	4	67		

Halftime: UK 41, KU 27

a surefire illustration of how the 6-foot-10 freshman could exert his will on a game even on a rare night when the shots weren't falling.




HELMS NATIONAL TITLES



1933 HELMS NATIONAL TITLISTS

Front Row: J.W. Biggerstaff, Evan Settle, Charles Gates, Vernon Nugent, Jack Tucker, Maurice Jackson, Dave Lawrence **Middle Row:** Coach Adolph Rupp, Athletic Director S.A. Boles, Ralph Kercheval, William Davis, Ellis Johnson, Darrell Darby, Trainer Frank Mann, Asst. Coach Len Miller **Back Row:** Crittenden Blair, Berkley Davis, John Morris, Forest Sale, John DeMoisey, George Yates, Howard Kreuter, Manager Charles Maxson



1954 HELMS NATIONAL TITLISTS

Front Row: Coach Adolph Rupp, Linville Puckett, Jess Curry, Gayle Rose, Clay Evans, Willie Rouse, Dan Chandler, Pete Grigsby, Assistant Coach Harry Lancaster **Back Row:** Student Manager Mike Dolan, Hugh Coy, Cliff Hagan, Lou Tsiropoulos, Jerry Bird, Phil Grawemeyer, Harold Hurst, Bill Bibb, Frank Ramsey, Bill Evans

THE HELMS ATHLETIC FOUNDATION

Founded in Los Angeles in the mid-1930s by Bill Schroader and Paul Helms, the Helms Foundation researched records to rank the nation's top teams dating back to 1901. From 1939, when the NCAA Tournament started, the Helms and NCAA champions were the same, except for 1939, '40, '44, '54. In addition to its NCAA championship years of 1948, '49, '51, '58, '78, '96 and '98, Kentucky was named the Helms national champion in 1933 (20-3) and 1954 (25-0).


NATIONAL HELMS PLAYER OF THE YEAR




Forest Sale - 1933



Leroy Edwards- 1935



Jack Givens - 1978



ADOLPH RUPP

UK Record: 876-190 (82.2%), 41 seasons* | 1931-72

Alma Mater (Year): Kansas (1923)

Hometown: Halstead, Kan.

Born: Sept. 2, 1901 | **Died:** Dec. 10, 1977 (age 76)

A former UK media guide began, "In the storied land of Kentucky Colonels, there dwelled but one Baron, a man of consummate pride and a moldier of powerful teams which for more than four decades made the name University of Kentucky synonymous with the game of basketball."

Tutored by the great Phog Allen at Kansas and a student of the game under Dr. James Naismith, Rupp learned his craft at an early age. After leaving the high school ranks in Freeport, Illinois, to take the UK job in 1930, the "man in the brown suit" became the winningest coach in all of college basketball. He was an innovator of the fast break, a trademark of the Wildcats even today. To become the winningest coach in his sport, Rupp passed his mentor, Coach Allen, on March 12, 1966, with his 747th victory against Dayton in the Mideast Regional. He achieved the top ranking when he passed Western Kentucky's E.A. Diddle with victory No. 760 on Feb. 18, 1967, at Mississippi State.

He finished with 876 wins when he retired in 1972, a mark that stood for 25 years until North Carolina's Dean Smith moved ahead in 1997.

Among the many UK victories were four NCAA titles (1948, '49, '51 and '58), one Olympic gold medal (1948), one NIT championship (1946), 27 Southeastern Conference titles, and his Wildcats were voted No. 1 in the final polls on six different occasions.

Rupp coached some of America's best – Sale, Beard, Groza, Hagan, Ramsey, Cox, Hatton, Nash, Riley and Issel. Twenty-six of his Cats were voted All-Americans (as recognized by the NCAA) 43 times.

His teams were unmatched in league play, earning a 397-75 (84.1%) record against SEC competition. In the conference tournament, Rupp's Wildcats were 57-6, winning 13 titles in 19 appearances.

Before the end of his 42-year career, the three-time National Coach of the Year was inducted into the Naismith Memorial Basketball Hall of Fame in 1969. Rupp also earned SEC Coach of the Year honors on seven occasions.

*does not count the 1952-53 season in which the Wildcats were under NCAA suspension and did not play an official schedule



JOE B. HALL

UK Record: 297-100 (74.8%), 13 seasons | 1973-85

Alma Mater (Year): Kentucky (1955)

Hometown: Cynthiana, Ky.

Born: Nov. 30, 1928

Joe B. Hall, who grew up just 30 minutes north of the University of Kentucky campus in Cynthiana, had the unenviable task of following the legendary Adolph Rupp, who was forced to retire at age 70. But Hall, the former Rupp assistant, met the challenge head on, coaching three teams to the Final Four (1975, '78 and '84) and winning the 1978 NCAA championship, the school's fifth title and first in 20 seasons.

Hall began his association with Kentucky as a student-athlete during the "Fabulous Five era." He played one year of junior varsity and one year of varsity basketball before transferring to the University of the South in Sewanee, Tennessee, where he finished his eligibility and set a single-game scoring record. Following his college career, Hall toured Europe with the Harlem Globetrotters in 1951, but later returned to UK and completed his degree requirements.

His coaching career began at Shepherdsville (Ky.) High School in 1956. It continued on to Regis College in Denver, where he spent five years (57-50 record), and Central Missouri State, where he recorded a 19-6 mark in one season before returning to UK as an assistant to Rupp on July 1, 1965.

As the UK head coach, Hall won national coach of the year honors in 1978 and four Southeastern Conference Coach of the Year awards. He had seven players win All-America honors 11 times.

Hall's squads recorded a 172-62 (73.5%) record versus SEC competition during the regular season, winning eight SEC titles in 13 seasons and one league tournament championship in six tries.

While Coach Rupp witnessed 44 of his players drafted by the NBA, Hall saw 24 players drafted during his 13-year tenure, five in the first round.

Retired, Hall still resides in Lexington.



RICK PITINO

UK Record: 219-50 (81.4%), 8 seasons | 1990-97

Alma Mater (Year): Massachusetts (1974)

Hometown: New York

Born: Sept. 18, 1952

Promising to win right away, the 36-year-old coach from the New York Knicks accepted the challenge of rebuilding the Kentucky basketball dynasty. Pitino came to UK with impressive credentials, having rebuilt Boston U., Providence and the Knicks. His first UK team, "Pitino's Bombinos," shocked the college basketball world by defeating Shaquille O'Neal, Chris Jackson and the No. 9-ranked LSU Tigers in Lexington en route to a surprising 14-14 record in 1989-90.

It was a glimpse into the future. The following year, UK finished with the best record in the Southeastern Conference. Then in 1992, fresh off NCAA probation, the "Un-forgettables" took eventual national champion Duke into overtime of the East Regional final before falling 104-103 in what many have labeled "the greatest college basketball game ever played."

In 1993, with Jamal Mashburn leading the charge, UK advanced to the Final Four for the first time in nine years, losing to Michigan in overtime. After an Elite Eight finish in '95, Pitino's squad became the team to beat in '96. Highlights included a second straight league championship, a 27-game win streak, a top-three ranking nearly the entire season, and the crowning jewel, the school's sixth NCAA title.

After UK lost four players to the NBA Draft, Pitino's task of defending the national championship became more difficult after star guard Derek Anderson severely injured his knee during the '97 season. But the Cats wouldn't fold, rolling to the title game before losing to Arizona in overtime.

Along the way, Pitino won five of six SEC Tournament championships, two ECAC Holiday Classics, the Maui Invitational and the Great Alaska Shootout. He had a 104-28 record versus SEC teams in the regular season, winning two league crowns, and an amazing 17-1 record in the SEC Tournament.

Pitino coached three All-Americans and 12 All-SEC performers. The NBA drafted eight of his Wildcats, six in the first round. He was a two-time National Coach of the Year and a three-time SEC Coach of the Year.

Following the national runner-up trophy in 1997, the former point guard at UMass left UK for the challenge of rebuilding the NBA's Boston Celtics.

He currently coaches at Iona.



ORLANDO "TUBBY" SMITH

UK Record: 263-83 (76.0%), 10 seasons | 1998-2007

Alma Mater (Year): High Point (N.C.) (1973)

Hometown: Scotland, Md.

Born: June 30, 1951

As Kentucky made its run to the NCAA's 2005 Elite Eight, national media members began to notice unusual traits about Tubby Smith's latest group of Wildcats. For instance, no player scored 15 or more points a game. No one averaged eight rebounds. As many as 13 players routinely saw action, often in the first half alone.

This team was selfless and versatile, yet extremely competitive, just like its coach, Orlando "Tubby" Smith.

In his 10 seasons in the Bluegrass, Smith won with McDonald's All-Americans and with unheralded prep talent. He won with future NBA stars and with walk-ons from within the Commonwealth. He won with experience and with new players.

In a nutshell, he won.

Smith took over as the head coach for the 1997-98 season and guided Kentucky to one national championship, five Southeastern Conference crowns and five SEC Tournament titles, with six Sweet 16 finishes in his 10 seasons. At the time, he totaled 100 wins quicker than any other Wildcat coach except Hall of Famer Adolph Rupp, reaching the plateau in 130 games. He won 76% of his games despite playing a schedule that annually ranked among the nation's best.

In NCAA Tournament play, Smith finished his career at UK with the sixth-best winning percentage (69%) among active coaches, trailing Duke's Mike Krzyzewski and Michigan State's Tom Izzo, among others, with a sterling 29-13 record (which included his previous stops at Tulsa and Georgia).

Even more impressive, Smith averaged nearly 26 wins per season at Kentucky. In the SEC Tournament, he was 20-5 at UK, and he won a league championship (regular season or tournament) seven times in his 10 years as head coach.

Smith was a three-time national coach of the year at Kentucky and was named SEC Coach of the Year in three different seasons.

Smith currently coaches at High Point.



JOHN CALIPARI

UK Record: 339-93 (78.5%), 12 seasons | 2010-Pres.

Alma Mater (Year): Clarion (1982)

Hometown: Moon Township, Pa.

Born: Feb. 10, 1959

Kentucky head coach John Calipari reached the mountaintop in his third year in Lexington, guiding Kentucky to its eighth national championship and 15th Final Four. In doing so, he claimed his first national championship and his fourth appearance in the Final Four. He is one of only two coaches to lead three different schools to a Final Four (UMass-1996; Memphis-2008; Kentucky-2011, '12, '14, '15).

The Wildcats rode the trademark hard-nosed Calipari defense to the title, finishing the season with the nation's top-ranked team in field-goal percentage defense and blocked shots.

Kentucky lost three members of its 2011 Final Four team (two to the draft, one to graduation), but Calipari re-loaded with the nation's top-ranked recruiting class for the third straight season. Included in the class were eventual National Player of the Year Anthony Davis and All-American Michael Kidd-Gilchrist.

En route to the national championship, Calipari guided the Wildcats to an NCAA-record-tying 38 wins, a perfect 16-0 mark in the Southeastern Conference, the school's 45th SEC championship and extended his winning streak in Rupp Arena to 51 straight games.

Prior to guiding Kentucky to its eighth championship, Calipari quickly returned the greatest tradition in all of college basketball to its rightful spot.

Calipari directed the 2015 squad to a 38-0 start, the best-ever in college basketball. He has directed teams to more Final Fours (four), more Elite Eights (seven), more Sweet 16s (eights) and more NCAA Tournament wins (31) than any other coach in his 12 seasons at Kentucky. The Wildcats have claimed six regular-season SEC titles and six tournament titles.

Furthermore, 43 players have been drafted to the NBA with 32 going in the draft's opening round under his direction at Kentucky.

All 23 players who have been eligible to graduate by the end of their senior years have received their degrees, including four players who have graduated in just three years.

COACHING SUMMARY

YEARS	NAME	TENURE	WON	LOST	PCT.	BEST SEASON
1903-09	W.W.H. Mustaine and Others	7	21	35	.375	
1910	E.R. Sweetland & R.E. Spahr	1	4	8	.333	
1911	H.J. Iddings	1	5	6	.454	5-6 in 1911
1912	E.R. Sweetland	1	9	0	1.000	9-0 in 1912
1913	J.J. Tigert	1	5	3	.625	5-3 in 1913
1914-15	Alpha Brumage	2	19	7	.731	12-2 in 1914
1916	James Park	1	8	6	.571	8-6 in 1916
1917	W.P. Tuttle	1	4	6	.400	4-6 in 1917
1918	S.A. Boles	1	9	•2-1	.792	9-2-1 in 1918
1919	Andrew Gill	1	6	8	.428	6-8 in 1919
1920-24	George Buchheit	5	44	27	.619	13-1 in 1921
1925	C.O. Applegran	1	13	8	.619	13-8 in 1925
1926	Ray Eklund	1	15	3	.833	15-3 in 1926
1927	Basil Hayden	1	3	13	.187	3-13 in 1927
1929-30	John Mauer	3	40	14	.740	16-3 in 1930
1931-72	Adolph Rupp	+42	876	190	.822	25-0 in 1954
1973-85	Joe B. Hall	13	297	100	.748	30-2 in 1978
1986-89	Eddie Sutton	4	# 88	39	.693	32-4 in 1986
1990-97	Rick Pitino	8	219	50	.814	34-2 in 1996
1998-07	Orlando "Tubby" Smith	10	263	83	.760	35-4 in 1998
2008-09	Billy Gillispie	2	40	27	.597	22-14 in 2009
2010-present	John Calipari	12	339	93	.785	38-1 in 2015

22 Coaches In 118 Seasons

Games Won—2,327, Lost—722, Tied—1

- Unique tie game resulted from scorer's error discovered after game
- + No schedule played in 1953 — Rupp's record for 41 seasons. Five wins in 1966 International Universities Tournament in Israel not included in team totals
- « Basketball at UK reportedly started when W.W.H. Mustaine called together some students, took up a collection totaling \$3 for a ball and told them to start playing. There was no official coach from 1903 until 1910. Managers ran the team
- # Three games from 1988 NCAA Tournament vacated by decree of NCAA



KENTUCKY IN THE AP TOP 25

YEAR	PS	1	2	3	4	5	6	7	8	9	10	11	12	13	14	15	16	17	18	19	*DATES
1948-49	2	2	1	1	1	1	1	1	1												1/20-3/8
1949-50	2	2	5	4	6	7	5	5	4	3											1/5-3/7
1950-51	1	1	3	3	2	1	1	1	1	1	1	1	1								12/19-3/7
1951-52	1	2	1	4	3	3	3	3	1	1	1	1	1	1							12/11-3/4
1952-53	% - Not Applicable																				
1953-54	2	2	2	1	1	1	1	1	1	1	1	2	2	1	1	1	1				12/8-3/23
1954-55	2	2	1	1	1	1	1	1	1	1	2	2	2	2	2						12/7-3/8
1955-56	2	12	9	13	6	5	4	3	8	7	7	8	12	9							12/6-3/6
1956-57	3	7	3	3	3	4	5	4	3	3	3	3	3	3	3						12/11-3/12
1957-58	3	5	9	10	9	9	9	8	12	12	13	12	9	9							12/10-3/11
1958-59	2	2	1	1	1	2	1	1	1	1	3	1	1	2							12/9-3/9
1959-60	13	13	-	17	16	15	-	-	-	-	-	-	-	-							12/12-3/8
1960-61	20	-	19	-	-	-	-	-	-	-	-	-	-	-							12/13-3/7
1961-62	-	6	3	3	2	2	2	2	2	2	3	4	4	3							12/19-3/13
1962-63	3	9	-	9	5	6	-	-	-	-	-	-	-	-							12/4-3/12
1963-64	9	5	2	2	1	2	4	5	4	3	3	3	2	3	4						12/10-3/10
1964-65	11	9	8	-	-	-	-	-	-	-	-	-	-	-							12/8-3/9
1965-66	-	-	-	10	5	2	2	2	2	2	1	1	1	1	1						12/7-3/8
1966-67	3	3	4	-	-	-	-	-	-	-	-	-	-	-							12/6-3/7
1967-68	-	9	4	7	6	5	4	8	9	10	8	8	5	5	4	5					12/5-3/12
1968-69	3	3	4	4	4	3	7	5	5	5	4	4	6	6	7						12/3-3/4
1969-70	2	1	1	1	1	2	2	2	2	3	3	2	1	2	1						12/9-3/10
1970-71	3	5	3	7	8	11	10	t12	11	8	8	12	10	8	8	8					12/8-3/16
1971-72	10	7	7	11	12	19	15	-	-	-	-	17	18	-	18						12/7-3/14
1972-73	13	8	-	-	-	-	-	-	-	-	-	-	-	-	t19	17					12/5-3/13
1973-74	10	10	-	-	-	-	-	-	-	-	-	-	-	-	-	-					12/4-3/27
1974-75	16	15	-	20	17	9	7	10	11	5	5	4	7	4	6	6	5	2	2		12/3-4/2
1975-76	6	7	14	20	18	-	-	-	-	-	-	-	-	-	-	-					12/2-3/16
1976-77	6	4	3	7	6	3	2	6	6	3	3	2	2	2	6	3					11/30-3/15



YEAR	PS	1	2	3	4	5	6	7	8	9	10	11	12	13	14	15	16	17	18	19	DATES	
1977-78	2	1	1	1	1u	1u	1u	1u	1	1	1	1	3	2	1	1	1				11/29-3/13	
1978-79	11	10	10	6	11	13	9	17	-	-	-	-	-	-	-	-	-				11/28-3/13	
1979-80	2	5	5	3	2	2	4	6	5	3	6	5	3	2	4						12/4-3/4	
1980-81	1	2	2	2	2	5	4	3	6	7	6	11	10	9	7	8					12/2-3/10	
1981-82	3	2	2	2	2	4	3	6	9	7	9	12	10	7	15	15					12/1-3/9	
1982-83	4	3	2	2	2	3	3	6	11	10	15	13	11	10	7	10	12				11/30-3/15	
1983-84	2	1	2	2	2	2	2	2	3	3	3	6	6	4	3	3	3				11/29-3/13	
1984-85	18	-	-	-	-	-	-	-	-	-	-	-	-	-	-	-	-				11/27-3/12	
1985-86	11	10	9	9	13	13	12	11	11	11	8	12	11	8	5	3	3				11/26-3/11	
1986-87	11	13	19	18	18	11	9	-	-	-	-	-	-	-	-	-	-				12/2-3/10	
1987-88	5	2	1	1	2	2	1	5	4	9	10	10	9	12	8	6	6				12/1-3/15	
1988-89	-	-	-	-	-	-	-	-	-	-	-	-	-	-	-	-	-				11/22-3/14	
1989-90	-	-	-	-	-	-	-	-	-	-	-	-	-	-	-	-	-				11/22-3/14	
1990-91	-	-	25	18	18	18	16	11	9	8	10	10	16	12	13	10	9				11/27-3/12	
1991-92	4	13	14	9	8	17	17	15	10	8	14	19	19	13	11	10	9	6			11/25-3/16	
1992-93	5	5	5	3	3	3	3	2	1	4	4	2	2	2	2	5	4	2				11/23-3/15
1993-94	2	2	1	6	5	5	5	4	8	7	9	7	4	11	7	7	10	7				11/22-3/14
1994-95	4	4	3	7	6	5	5	8	7	5	5	6	5	4	6	5	3	2				11/21-3/13
1995-96	1	1	1	5	5	4	2	2	2	2	2	2	2	2	2	1	1	2				11/20-3/12
1996-97	3	8	8	6	3	3	3	3	3	5	3	3	3	4	3	3	6	5				11/19-3/11
1997-98	8	9	8	7	4	4	4	6	6	6	7	7	8	7	8	7	7	5				11/18-3/10
1998-99	4	4	4	8	5	3	3	7	6	6	7	6	5	8	6	13	14	8				11/15-3/8
1999-00	14	14	11	13	23	-	-	-	25	20	18	16	14	11	19	18	22	16	19			11/15-3/13
2000-01	12	20	22	-	-	-	-	-	-	-	-	-	-	-	22	13	15	15	9			11/13-3/12
2001-02	4	-	10	13	11	9	7	6	6	8	12	8	10	7	10	12	11	12	16			11/12-3/11
2002-03	17	17	15	18	12	18	14	20	18	16	8	7	6	3	2	2	2	2	1			11/18-3/17
2003-04	11	10	10	9	8	2	2	8	7	5	9	5	9	8	9	9	8	2				11/17-3/15
2004-05	9	9	8	8	10	9	8	8	8	9	8	7	6	5	3	5	3	4	7			11/14-3/14
2005-06	9	8	7	10	15	23	19	18	19	-	-	-	-	-	-	-	-	-	-			11/15-3/13
2006-07	22	22	20	-	-	-	-	-	-	-	25	-	-	-	20	20	-	-	-			11/13-3/12
2007-08	20	-	-	-	-	-	-	-	-	-	-	-	-	-	-	-	-	-	-			11/05-3/31
2008-09	-	-	-	-	-	-	-	-	-	-	24	-	-	-	-	-	-	-	-			11/17-3/16



YEAR	PS	1	2	3	4	5	6	7	8	9	10	11	12	13	14	15	16	17	18	19	*DATES
2009-10	4	4	5	4	3	3	3	3	3	2	2	1u	4	3	2	2	3	2	2	2	11/16-3/15
2010-11	11	12	8	10	17	17	13	11	10	13	12	14	10	18	22	22	20	15	11	11	11/15-3/14
2011-12	2	2	2	1	1	3	3	3	2	2	2	1	1	1	1	1	1	1	1	1	11/14-3/13
2012-13	3	3	8	8	-	-	-	-	-	-	-	-	-	-	25	-	-	-	-	-	11/5-3/18
2013-14	1	1	4	3	3	11	19	18	15	14	13	14	11	18	14	18	17	25	-	-	11/4-3/17
2014-15	1	1	1	1	1u	1u	1u	1u	1u	1	1	1	1u	1u	1u	1u	1u	1u	1u	1u	11/10-3/16
2015-16	2	2	1	1	5	4	12	10	9	14	23	20	20	22	14	16	22	16	10	10	11/2-3/14
2016-17	2	2	1	1	6	6	6	8	6	6	5	4	8	15	13	11	9	8	5	5	11/7-3/13
2017-18	5	7	8	7	8	8	7	16	17	21	18	-	21	24	-	-	23	-	18	18	11/1-3/12
2018-19	2	10	10	10	9	19	19	16	13	18	12	8	7	5	5	4	4	6	4	7	10/22-3/18
2019-20	2	1	9	9	8	8	6	19	17	14	10	15	13	15	12	10	8	6	8	8	10/21-3/18
2020-21	10	20	-	-	-	-	-	-	-	-	-	-	-	-	-	-	-	-	-	-	11/12-3/15

Note: AP polls were ranked 1-20 until 1989-90, when they were changed to the top 25. Release dates and the number of weekly rankings per season varied from year-to-year.
 * Dates do not include preseason rankings • PS - Preseason rankings (started in 1962); % - UK was suspended from play by the NCAA; u - Unanimous



KENTUCKY IN THE COACHES POLL

YEAR	PS	1	2	3	4	5	6	7	8	9	10	11	12	13	14	15	16	17	18	19	20	*DATES
1950-51	3	1	1	1	2	3	2	1	1	1	1	1	1	2								12/12-3/6
1951-52	1	1	3	2	2	3	3	3	2	1	1	1	1	1	1							12/6-3/11
1952-53	% - Not Applicable																					
1953-54	2	2	2	1	1	1	1	1	1	1	3	2	3	1	2							12/15-3/9
1954-55	2	4	2	3	1	1	1	1	1	1	2	2	2	2	2							12/7-3/8
1955-56	2	2	12	9	12	6	4	5	4	9	7	7	10	13	12							12/6-3/6
1956-57	14	7	7	3	3	3	3	3	3	3	3	3	3	3	3							12/11-3/12
1957-58	3	6	11	15	13	12	10	12	10	16	15	14	14									12/10-3/22
1958-59	4	3	3	2	2	1	1	1	1	1	1	3	1	2	2							12/9-3/9
1959-60	6	13	12	14	20	18	15	14	16	14	15	20	-	-								12/8-3/8
1960-61	-	-	-	-	-	-	-	-	-	-	-	18	17	18								12/5-3/4
1961-62	-	14	6	5	4	3	3	3	3	3	3	4	4	3								12/12-3/13
1962-63	3	14	15	12	8	7	15	17	-	-	-	-	-	-	-							12/4-3/12
1963-64	11	7	3	3	1	2	3	3	3	3	2	3	2	2	3							12/10-3/10
1964-65	15	10	9	16	19	18	18	18	-	-	-	-	-	-	-							12/8-3/9
1965-66	-	13	13	9	5	2	2	2	2	2	2	1	1	1	1							12/7-3/8
1966-67	3	3	4	-	18	-	-	-	-	-	-	-	-	-	-							12/7-3/8
1967-68	-	13	6	8	7	5	4	7	9	9	8	8	5	5	5	5						12/5-3/12
1968-69	3	4	5	4	4	7	6	5	5	4	4	6	6	7	5							12/3-3/11
1969-70	3	1	1	1	1	2	2	2	2	3	2	2	2	2	1							12/9-3/10
1970-71	4	3	4	7	7	8	9	17	13	10	8	14	12	10	9	8						12/8-3/16
1971-72	10	6	11	14	15	15	18	-	-	-	14	18	15	-	-	14						12/8-3/16
1972-73	7	9	-	-	-	-	-	-	-	-	-	-	-	-	-	15						12/5-3/13
1973-74	-	-	-	-	-	-	-	-	-	-	-	-	-	-	-	-						12/11-3/12
1974-75	-	20	15	9	9	10	10	10	7	5	5	8	5	6	4							12/10-3/11
1975-76	16	-	18	-	19	-	-	-	-	-	-	-	-	-	-							12/9-3/9
1976-77	6	5	3	7	7	2	3	7	7	6	5	2	2	2	5							12/7-3/8
1977-78	1	1	1	1	1	1	1	1	1	1	1	2	2	2	1	1						12/6-3/7
1978-79	14	6	12	15	8	-	-	-	-	-	-	-	-	-	-							12/12-3/6



YEAR	PS	1	2	3	4	5	6	7	8	9	10	11	12	13	14	15	16	17	18	19	20	*DATES
1979-80	5	6	5	3	2	2	4	9	9	6	6	5	4	3	3							12/4-3/5
1980-81	1	1	1	1	3	3	4	6	5	6	11	10	9	8	8							12/9-3/10
1981-82	3	2	2	2	3	3	6	9	8	9	9	9	12	14								12/8-3/9
1982-83	4	2	2	2	4	3	6	13	10	15	12	12	10	6	10	10						12/7-3/15
1983-84	1	1	1	1	1	1	1	3	3	3	8	6	4	3	3	3						12/6-3/13
1984-85	17	-	-	-	-	-	-	-	-	-	-	-	-	-	-	-	-	-	-	-	-	11/27-3/12
1985-86	12	8	8	14	10	10	11	11	9	9	12	8	7	5	4	4						12/3-3/11
1986-87	16	19	20	18	9	8	-	-	-	-	-	-	-	-	-	-	-	-	-	-	-	12/2-3/10
1987-88	5	1	1	1	1	2	1	5	3	9	10	10	9	12	8	6	6					12/1-3/15
1988-89	-	-	-	-	-	-	-	-	-	-	-	-	-	-	-	-	-	-	-	-	-	11/29-3/14
1989-90	-	-	-	-	-	-	-	-	-	-	-	-	-	-	-	-	-	-	-	-	-	11/27-3/6
1990-91	-	-	-	-	-	-	-	-	-	-	-	-	-	-	-	-	-	-	-	-	-	11/27-3/12
1991-92	8	15	17	9	9	16	16	11	11	8	14	17	18	12	12	9	11	9				11/25-3/16
1992-93	5	5	4	3	3	3	2	1	6	4	2	2	2	2	4	4	3	3				11/30-3/22
1993-94	2	1	6	6	5	5	5	4	7	6	7	7	5	10	7	8	12	8	13			11/22-3/21
1994-95	4	3	7	7	6	5	6	7	5	5	4	3	3	4	3	4	2	5				11/28-3/20
1995-96	1	1	1	5	5	4	2	2	2	2	2	2	2	2	2	1	1	2	1			11/20-3/19
1996-97	4	8	5	3	3	3	3	4	4	3	4	3	4	3	5	4	2					11/26-3/18
1997-98	9	7	7	5	4	4	7	6	6	7	7	9	8	10	8	7	6	1				11/25-3/17
1998-99	6	4	8	5	4	4	6	5	6	7	6	5	9	9	11	14	11	5				11/24-3/16
1999-2000	12	10	12	22	-	-	25	24	23	18	18	17	14	16	16	18	16	20	22			11/23-3/21
2000-01	12	21	-	-	-	-	-	-	-	-	-	-	-	-	25	16	15	10	8			11/21-3/20
2001-02	4	3	12	14	12	10	8	8	8	9	12	9	11	9	9	12	11	11	15			11/13-3/19
2002-03	17	17	16	18	12	16	14	21	19	16	10	7	7	3	2	2	2	2	1			11/19-3/25
2003-04	9	9	3	2	1	1	6	5	5	8	5	9	8	9	9	9	8	4	8			11/25-3/23
2004-05	9	8	8	11	11	10	10	8	10	8	6	4	5	3	5	3	4	5	5			11/23-3/22
2005-06	10	7	10	15	22	20	19	21	-	-	-	-	-	-	-	-	-	-	-			11/22-3/21
2006-07	22	22	22	-	-	-	-	-	-	-	-	25	24	18	18	-	-	-	-			11/14-3/20
2007-08	22	-	-	-	-	-	-	-	-	-	-	-	-	-	-	-	-	-	-			11/12-3/24
2008-09	-	-	-	-	-	-	-	-	-	-	-	-	-	-	-	-	-	-	-			11/17-3/23
2009-10	5	5	5	4	4	3	3	3	3	2	2	1	3	2	2	2	3	2	2	5		11/16-3/22



YEAR	PS	1	2	3	4	5	6	7	8	9	10	11	12	13	14	15	16	17	18	19	20	*DATES
2010-11	10	13	9	11	16	16	14	12	11	15	12	16	11	18	22	22	23	16	10	3		11/15-3/21
2011-12	2	2	2	1	1	3	3	3	2	2	2	1	1	1	1	1	1	1	1	1		11/14-3/19
2012-13	3	3	7	8	19	22	23	23	-	-	-	-	-	-	-	-	-	-	-	-	-	11/12-3/25
2013-14	1	1	5	4	4	10	21	18	16	16	12	14	11	14	13	16	15	24	-	22	2	11/11-3/24
2014-15	1	1	1	1	1	1	1	1	1	1	1	1	1	1	1	1	1	1	1	3		11/17-3/23
2015-16	1	2	1	1	4	4	11	11	8	13	19	19	19	21	14	14	19	16	13	16		11/16-3/21
2016-17	4	2	1	1	7	7	5	8	6	6	5	4	6	12	11	10	9	8	5	5		11/14-3/20
2017-18	4	4	8	7	7	5	6	15	14	20	16	-	22	24	-	-	25	-	20	17		11/20-4/2
2018-19	2	2	10	9	8	18	18	15	14	18	14	9	6	5	5	4	4	6	4	7		10/25-4/9
2019-20	2	2	10	11	10	9	6	19	14	13	12	14	13	16	12	10	9	6	7	7		10/24-3/16
2020-21	9	9	-	-	-	-	-	-	-	-	-	-	-	-	-	-	-	-	-	-	-	11/12-4/6



KENTUCKY FINISHES IN NATIONAL RANKINGS

AP TOP-10 FINISHES

1.	Kentucky	45
2.	Duke	38
	North Carolina	38
4.	Kansas	31
5.	UCLA	26
6.	Indiana	17
	Ohio State	17
8.	Louisville	16
	Michigan	16
10.	Arizona	15

AP NO. 1 FINISHES

1.	Kentucky	10
2.	Duke	8
	UCLA	8
4.	North Carolina	6
5.	Kansas	4
	Ohio State	4
7.	Indiana	3
8.	Cincinnati	2
	DePaul	2
	Gonzaga	2
	Houston	2
	Michigan	2
	San Francisco	2
	UNLV	2

*COACHES TOP-10 FINISHES

1.	Kansas	18
2.	Kentucky	16
	Duke	16
4.	North Carolina	14
5.	Arizona	12
	Michigan State	12
7.	UConn	11
8.	Florida	9
	Louisville	9
10.	Gonzaga	7
	UCLA	7

*COACHES NO. 1 FINISHES

1.	UConn	4
2.	Kentucky	3
	Duke	3
	North Carolina	3
5.	Florida	2
	Villanova	2
7.	Arizona	1
	Arkansas	1
	Baylor	1
	Kansas	1
	Louisville	1
	Maryland	1
	Michigan State	1
	Syracuse	1
	UCLA	1
	Virginia	1

*Final postseason poll began being released in 1994



ALL-TIME WINNINGEST TEAMS

	SCHOOL NAME	FIRST YEAR	SEASONS	WON	LOST	TIED	PCT.
1.	Kentucky	1903	118	2,327	728	1	.761
2.	Kansas	1899	123	2,322	871	0	.727
3.	North Carolina	1911	111	2,293	829	0	.734
4.	Duke	1906	116	2,214	904	0	.710
5.	Temple	1895	125	1,945	1,107	0	.637
6.	Syracuse	1901	120	1,940	932	0	.675
7.	UCLA	1920	102	1,928	874	0	.688
8.	Notre Dame	1898	117	1,911	1,055	1	.644
9.	St. John's (N.Y.)	1908	114	1,887	1,055	0	.641
10.	Indiana	1901	121	1,869	1,076	0	.635
11.	Arizona	1905	116	1,851	966	1	.657
12.	Cincinnati	1902	120	1,848	1,036	0	.641
13.	Utah	1909	113	1,847	1,032	0	.642
14.	Purdue	1897	123	1,837	1,061	0	.634
15.	Western Kentucky	1915	102	1,836	944	0	.660
16.	Illinois	1906	116	1,835	1,029	0	.641
17.	Texas	1906	115	1,828	1,105	0	.623
18.	BYU	1903	119	1,825	1,108	0	.622
19.	Villanova	1921	101	1,817	948	0	.657
20.	Washington	1896	119	1,810	1,224	0	.597
21.	West Virginia	1904	112	1,811	1,120	0	.618
22.	Penn	1897	120	1,807	1,122	2	.617
23.	Oregon State	1902	120	1,782	1,376	0	.564
24.	NC State	1913	109	1,771	1,089	0	.619
25.	Princeton	1901	120	1,769	1,104	0	.615

ALL-TIME WINNING PERCENTAGE

	SCHOOL NAME	FIRST YEAR	SEASONS	WON	LOST	TIED	PCT.
1.	Kentucky	1903	118	2,327	728	1	.761
2.	North Carolina	1911	111	2,293	829	0	.734
3.	Kansas	1899	123	2,322	871	0	.727
4.	Duke	1906	116	2,214	904	0	.710
5.	UCLA	1920	102	1,928	874	0	.688
6.	UNLV	1959	63	1,289	587	0	.687
7.	Syracuse	1901	120	1,940	932	0	.675
8.	Western Kentucky	1915	102	1,836	944	0	.660
9.	Villanova	1921	101	1,817	948	0	.657
10.	Arizona	1905	116	1,851	966	1	.657
11.	Louisville	1912	107	1,759	940	0	.652
12.	VCU	1971	51	1,002	536	0	.651
13.	Murray State	1926	96	1,674	916	0	.646
14.	Notre Dame	1898	117	1,911	1,055	1	.644
15.	Norfolk State	1954	68	1,264	700	0	.644
16.	Utah	1909	113	1,847	1,032	0	.642
17.	St. John's (N.Y.)	1908	114	1,887	1,055	0	.641
18.	Cincinnati	1902	120	1,848	1,036	0	.641
19.	Illinois	1906	116	1,835	1,029	0	.641
20.	Arkansas	1924	98	1,733	974	0	.640
21.	Temple	1895	125	1,945	1,107	0	.637
22.	UConn	1901	118	1,746	994	0	.637
23.	Lipscomb	1937	71	1,260	718	0	.637
24.	Indiana	1901	121	1,869	1,076	0	.635
25.	Purdue	1997	123	1,837	1,061	0	.634



SEC ALL-TIME STANDINGS

REGULAR-SEASON GAMES ONLY 1933-2020

Team	Yrs.	Won	Lost	Pct.	Titles
KENTUCKY	88	1,020	293	.777	49
Alabama	88	815	628	.565	8
Tennessee	88	763	588	.565	10
Arkansas	30	263	234	.529	2
LSU	89	711	684	.510	11
Vanderbilt	89	697	679	.507	3
Florida	88	661	666	.498	7
Texas A&M	9	74	80	.481	1
Auburn	88	629	759	.453	3
Mississippi State	88	615	795	.436	6
Georgia	89	561	813	.408	1
South Carolina	30	199	297	.401	1
Ole Miss	88	538	851	.387	0
Missouri [#]	9	49	102	.325	0

Missouri's 2013-14 wins were vacated by the NCAA

FORMER MEMBERS

Georgia Tech	32	201	207	.493	1
Tulane	34	195	252	.436	0
Sewanee	8	3	76	.038	0

NOTE: *Sewanee withdrew after the 1940 season, Georgia Tech after the 1964 season and Tulane after the 1966 campaign. During World War II, Alabama, Auburn, Florida, Ole Miss, Mississippi State and Tennessee suspended intercollegiate basketball for the 1944 season. Kentucky did not compete for the title during the 1953, 1989 and 1990 seasons due to NCAA suspension.*

SEC CHAMPIONSHIPS

Team	Titles	Last Title
KENTUCKY	49	2020
LSU	11	2019
Tennessee	10	2018
Alabama	8	2021
Florida	7	2014
Mississippi State	6	2004
Auburn	3	2018
Vanderbilt	3	1993
Arkansas	2	1994
Georgia	1	1990
•Georgia Tech	1	1938
South Carolina	1	1997
Texas A&M	1	2016
•Former SEC Member		

SEC TOURNAMENT CHAMPIONSHIPS

Team	Titles	Last Title
KENTUCKY	31	2018
Alabama	7	2021
Florida	4	2014
Tennessee	4	1979
Mississippi State	3	2009
Auburn	2	2019
Georgia	2	2008
Ole Miss	2	2013
Vanderbilt	2	2012
Arkansas	1	2000
•Georgia Tech	1	1938
LSU	1	1980
•Former SEC Member		



ANNUAL SEC CHAMPIONS

YEAR	CHAMPION (SEC W-L)	TOURNAMENT CHAMP	SITE	CHAMPIONSHIP GAME RESULT
1933	Kentucky (8-0)	Kentucky	Atlanta	Kentucky 46, Mississippi State 27
1934	Alabama (13-2)	Alabama	Atlanta	Alabama 41, Florida 25
1935	LSU (12-0), Kentucky (11-0)	No Tournament		
1936	Tennessee (8-4)	Tennessee	Knoxville, Tenn.	Tennessee 29, Alabama 25
1937	Kentucky (5-3)	Kentucky	•Knoxville, Tenn.	Kentucky 39, Tennessee 25
1938	Georgia Tech (9-2)	Georgia Tech	Baton Rouge, La.	Georgia Tech 58, Ole Miss 47
1939	Kentucky (5-2)	Kentucky	Knoxville, Tenn.	Kentucky 46, Tennessee 38
1940	Kentucky (4-4)	Kentucky	Knoxville, Tenn.	Kentucky 51, Georgia 43
1941	Tennessee (8-3)	Tennessee	Louisville, Ky.	Tennessee 36, Kentucky 33
1942	Kentucky (6-2)	Kentucky	Louisville, Ky.	Kentucky 36, Alabama 34
1943	Tennessee (6-3)	Tennessee	Louisville, Ky.	Tennessee 33, Kentucky 30
1944	Kentucky (0-0)	Kentucky	••Louisville, Ky.	Kentucky 62, Tulane 46
1945	Kentucky (4-1)	Kentucky	Louisville, Ky.	Kentucky 39, Tennessee 35
1946	Kentucky (6-0)	Kentucky	Louisville, Ky.	Kentucky 59, LSU 36
1947	Kentucky (11-0)	Kentucky	Louisville, Ky.	Kentucky 55, Tulane 38
1948	Kentucky (9-0)	Kentucky	Louisville, Ky.	Kentucky 54, Georgia Tech 43
1949	Kentucky (13-0)	Kentucky	Louisville, Ky.	Kentucky 68, Tulane 52
1950	Kentucky (11-2)	Kentucky	Louisville, Ky.	Kentucky 95, Tennessee 58
1951	Kentucky (14-0)	Vanderbilt	Louisville, Ky.	Vanderbilt 61, Kentucky 57
1952	Kentucky (14-0)	Kentucky	Louisville, Ky.	Kentucky 44, LSU 43
1953	LSU (13-0)	No Tournament		
1954	Kentucky/LSU (14-0)	No Tournament		
1955	Kentucky (12-2)	No Tournament		
1956	Alabama (14-0)	No Tournament		
1957	Kentucky (12-2)	No Tournament		
1958	Kentucky (12-2)	No Tournament		
1959	Mississippi State (13-1)	No Tournament		
1960	Auburn (12-2)	No Tournament		
1961	Mississippi State (11-3)	No Tournament		
1962	Kentucky/Mississippi State (13-1)	No Tournament		
1963	Mississippi State (13-1)	No Tournament		
1964	Kentucky (11-3)	No Tournament		
1965	Vanderbilt (15-1)	No Tournament		
1966	Kentucky (15-1)	No Tournament		
1967	Tennessee (15-3)	No Tournament		
1968	Kentucky (15-3)	No Tournament		
1969	Kentucky (16-2)	No Tournament		
1970	Kentucky (17-1)	No Tournament		
1971	Kentucky (16-2)	No Tournament		
1972	Kentucky/Tennessee (14-4)	No Tournament		
1973	Kentucky (14-4)	No Tournament		
1974	Alabama/Vanderbilt (15-3)	No Tournament		
1975	Kentucky/Alabama (15-3)	No Tournament		
1976	Alabama (15-3)	No Tournament		
1977	Kentucky/Tennessee (16-2)	No Tournament		
1978	Kentucky (16-2)	No Tournament		
1979	LSU (14-4)	Tennessee	Birmingham, Ala.	Tennessee 75, Kentucky 69^{OT}
1980	Kentucky (15-3)	LSU	Birmingham, Ala.	LSU 80, Kentucky 78
1981	LSU (17-1)	Ole Miss	Birmingham, Ala.	Ole Miss 66, Georgia 62
1982	Kentucky/Tennessee (13-5)	Alabama	Lexington, Ky.	Alabama 48, Kentucky 46
1983	Kentucky (13-5)	Georgia	Birmingham, Ala.	Georgia 86, Alabama 71
1984	Kentucky (14-4)	Kentucky	Nashville, Tenn.	Kentucky 51, Auburn 49
1985	LSU (13-5)	Auburn	Birmingham, Ala.	Auburn 53, Alabama 49 ^{OT}
1986	Kentucky (17-1)	Kentucky	Lexington, Ky.	Kentucky 83, Alabama 72
1987	Alabama (16-2)	Alabama	Atlanta	Alabama 69, LSU 62
1988	Vacated	Vacated	Baton Rouge, La.	Kentucky 62, Georgia 57
1989	Florida (13-5)	Alabama	Knoxville, Tenn.	Alabama 72, Florida 60
1990	Georgia (13-5)	Alabama	Orlando, Fla.	Alabama 70, Ole Miss 51
1991	Mississippi State/LSU (13-5)	Alabama	Nashville, Tenn.	Alabama 88, Tennessee 64



YEAR	CHAMPION (SEC W-L)	EAST CHAMP	WEST CHAMP	TOURNAMENT CHAMP	SITE	CHAMPIONSHIP GAME RESULT
1992	Arkansas (13-3)	Kentucky (12-4)	Arkansas (13-3)	Kentucky	Birmingham, Ala.	Kentucky 80, Alabama 54
1993	Vanderbilt (14-2)	Vanderbilt (14-2)	Arkansas (10-6)	Kentucky	Lexington, Ky.	Kentucky 82, LSU 65
1994	Arkansas (14-2)	Kentucky/Florida (12-4)	Arkansas (14-2)	Kentucky	Memphis, Tenn.	Kentucky 73, Florida 60
1995	Kentucky (14-2)	Kentucky (14-2)	Arkansas/ Mississippi St. (12-4)	Kentucky	Atlanta	Kentucky 95, Arkansas 93 rd
1996	Kentucky (16-0)	Kentucky (16-0)	Mississippi State (10-6)	Mississippi St.	New Orleans	Mississippi St. 84, Kentucky 73 rd
1997	South Carolina (15-1)	South Carolina (15-1)	Ole Miss (11-5)	Kentucky	Memphis, Tenn.	Kentucky 95, Georgia 68
1998	Kentucky (14-2)	Kentucky (14-2)	Ole Miss (12-4)	Kentucky	Atlanta	Kentucky 86, South Carolina 56
1999	Auburn (14-2)	Tennessee (12-4)	Auburn (14-2)	Kentucky	Atlanta	Kentucky 76, Arkansas 63
2000	Kentucky/Florida/Tenn./LSU (12-4)	Kentucky/Fla./Tenn. (12-4)	LSU (12-4)	Arkansas	Atlanta	Arkansas 75, Auburn 67
2001	Kentucky/Florida (12-4)	Kentucky/Florida (12-4)	Ole Miss (11-5)	Kentucky	Nashville, Tenn.	Kentucky 77, Ole Miss 55
2002	Alabama (12-4)	Kentucky/Florida (10-6)	Alabama (12-4)	Mississippi St.	Atlanta	Mississippi State 61, Alabama 58
2003	Kentucky (16-0)	Kentucky (16-0)	Mississippi State (9-7)	Kentucky	New Orleans	Kentucky 64, Mississippi St. 57
2004	Mississippi State (14-2)	Kentucky (13-3)	Mississippi State (14-2)	Kentucky	Atlanta	Kentucky 89, Florida 73
2005	Kentucky (14-2)	Kentucky (14-2)	Alabama/LSU (12-4)	Florida	Atlanta	Florida 70, Kentucky 53
2006	LSU (14-2)	Tennessee (12-4)	LSU (14-2)	Florida	Nashville, Tenn.	Florida 49, South Carolina 47
2007	Florida (13-3)	Florida (13-3)	Ole Miss/Mississippi St. (8-8)	Florida	Atlanta	Florida 77, Arkansas 56
2008	Tennessee (14-2)	Tennessee (14-2)	Mississippi St. (12-4)	Georgia	Atlanta (Alexander)	Georgia 66, Arkansas 57
2009	LSU (13-3)	Tennessee/South Carolina (10-6)	LSU (13-3)	Mississippi St.	Tampa, Fla.	Mississippi State 64, Tennessee 61
2010	Kentucky (14-2)	Kentucky (14-2)	Mississippi State (9-7)	Kentucky	Nashville, Tenn.	Kentucky 75, Mississippi St. 74 th
2011	Florida (13-3)	Florida (13-3)	Alabama (12-2)	Kentucky	Atlanta	Kentucky 70, Florida 54
2012	Kentucky (16-0)	Kentucky (16-0)	Alabama (9-7)	Vanderbilt	New Orleans	Vanderbilt 71, Kentucky 64
2013	Florida (14-4)	Florida (14-4)	Ole Miss	Ole Miss	Nashville, Tenn.	Ole Miss 66, Florida 63
2014	Florida (18-0)	Florida (18-0)	Florida	Florida	Atlanta	Florida 61, Kentucky 60
2015	Kentucky (18-0)	Kentucky (18-0)	Kentucky	Kentucky	Nashville, Tenn.	Kentucky 78, Arkansas 63
2016	Kentucky/Texas A&M (13-5)	Kentucky/Texas A&M (13-5)	Kentucky	Kentucky	Nashville, Tenn.	Kentucky 82, Texas A&M 77 th
2017	Kentucky (16-2)	Kentucky (16-2)	Auburn/Tennessee (13-5)	Kentucky	Nashville, Tenn.	Kentucky 82, Arkansas 65
2018	Auburn/Tennessee (13-5)	Auburn/Tennessee (13-5)	Auburn	Kentucky	St. Louis	Kentucky 77, Tennessee 72
2019	LSU (16-2)	LSU (16-2)	No Tournament	Auburn	Nashville, Tenn.	Auburn 84, Tennessee 64
2020	Kentucky (15-3)	Alabama (16-2)	Alabama	Alabama	Nashville, Tenn.	Alabama 80, LSU 79

NOTES:

- From 1933-1950 the SEC champion was determined by a tournament, except for 1935
- Only eight teams invited to participate
- Only six teams participated due to World War II
- Since 1951, when the round-robin schedule was introduced, the title has been decided by a winning percentage on the conference schedule. From 1951-1964 the round-robin schedule was 14 games
- 2020 SEC Tournament games were canceled due to the COVID-19 pandemic



UK vs. SEC TOURNAMENT FIELD

Team	All	1st Rd	2nd Rd	Quarters	Semis	Finals
Alabama	17-2	1-0	0-0	6-1	7-0	3-1
Arkansas	9-1	0-0	0-0	0-1	5-0	4-0
Auburn	13-1	1-0	0-0	7-1	4-0	1-0
Florida	13-4	4-1	0-0	4-1	2-0	3-2
Georgia	12-1	0-0	0-0	6-1	3-0	3-0
LSU	16-2	0-0	0-0	5-1	8-0	3-1
Ole Miss	15-0	5-0	0-0	6-0	3-0	1-0
Mississippi State	8-3	1-0	0-1	3-1	1-0	3-1
Missouri	0-0	0-0	0-0	0-0	0-0	0-0
South Carolina	3-2	0-0	0-0	1-1	1-1	1-0
Tennessee	12-5	0-0	0-0	2-0	5-2	5-3
Texas A&M	1-0	0-0	0-0	0-0	0-0	1-0
Vanderbilt	4-5	1-1	0-0	3-2	0-0	0-2
Former members	11-1	2-0	0-0	2-1	3-0	4-0
Totals	134-27	15-2	0-1	45-11	42-3	32-10

KENTUCKY'S SEC TOURNAMENT HISTORY

YEAR	LOCATION	OPPONENT	SCORE	W/L
1933	Atlanta	Ole Miss (1st)	49-31	W
		Florida (QF)	48-24	W
		LSU (SF)	51-38	W
		Mississippi State (F)	46-27	W
1934	Atlanta	Florida (1st)	32-38	L
		Mississippi State (QF)	41-39	W
1936	Knoxville	Tennessee (SF)	28-39	L
		LSU (QF)	57-37	W
1937	Knoxville	Georgia Tech (SF)	40-30	W
		Tennessee (F)	39-25	W
		Tulane (QF)	36-38	L
1938	Baton Rouge	Ole Miss (QF)	49-30	W
		LSU (SF)	53-34	W
1939	Knoxville	Tennessee (F)	46-38	W
		Vanderbilt (QF)	44-34	W
		Tennessee (SF) [2OT]	30-29	W
1940	Knoxville	Georgia (F)	51-43	W
		Ole Miss (1st)	62-52	W
		Tulane (QF)	59-30	W
		Alabama (SF)	39-37	W
1941	Louisville	Tennessee (F)	33-36	L
		Florida (1st)	42-36	W
		Ole Miss (QF)	59-32	W
1942	Louisville	Auburn (SF)	40-31	W
		Alabama (F)	36-34	W
		Tulane (1st)	48-31	W
		Georgia (QF)	59-30	W
1943	Louisville	Mississippi State (SF)	52-43	W
		Tennessee (F)	30-33	L
		Georgia (QF)	57-29	W
		LSU (SF)	55-28	W
1944	Louisville	Tulane (F)	62-46	W
		Florida (1st)	57-35	W
		LSU (QF)	68-37	W
		Alabama (SF)	52-41	W
1945	Louisville	Tennessee (F)	39-35	W
		Auburn (1st)	69-24	W
		Florida (QF)	69-32	W
1946	Louisville	Alabama (SF)	59-30	W
		LSU (F)	59-36	W

YEAR	LOCATION	OPPONENT	SCORE	W/L
1947	Louisville	Vanderbilt (1st)	98-29	W
		Auburn (QF)	84-18	W
		Georgia Tech (SF)	75-53	W
		Tulane (F)	55-38	W
1948	Louisville	Florida (1st)	87-31	W
		LSU (QF)	63-47	W
		Tennessee (SF)	70-47	W
1949	Louisville	Georgia Tech (F)	54-43	W
		Florida (1st)	73-36	W
		Auburn (QF)	70-39	W
		Tennessee (SF)	83-44	W
1950	Louisville	Tulane (F)	68-52	W
		Mississippi State (QF)	56-46	W
		Georgia (SF)	79-63	W
1951	Louisville	Tennessee (F)	95-58	W
		Mississippi State (1st)	92-70	W
		Auburn (QF)	84-54	W
1952	Louisville	Georgia Tech (SF)	82-56	W
		Vanderbilt (F)	57-61	L
		Georgia Tech (1st)	80-59	W
		Tulane (QF)	85-61	W
1979	Birmingham	Tennessee (SF)	81-66	W
		LSU (F)	44-43	W
		Ole Miss (1st)	82-77	W
		Alabama (QF)	101-100	W
1980	Birmingham	LSU (SF)	80-67	W
		Tennessee (F) [OT]	69-75	L
		Auburn (QF)	69-61	W
		Ole Miss (SF)	70-67	W
1981	Birmingham	LSU (F)	78-80	L
		Vanderbilt (QF)	55-60	L
1982	Lexington	Auburn (QF)	89-66	W
		Ole Miss (SF)	62-58	W
1983	Birmingham	Alabama (F)	46-48	L
		Alabama (QF)	64-69	L
		Georgia (QF)	92-79	W
1984	Nashville	Alabama (SF)	48-46	W
		Auburn (F)	51-49	W
1985	Birmingham	Florida (QF)	55-58	L
1986	Lexington	Ole Miss (QF)	95-69	W



YEAR	LOCATION	OPPONENT	SCORE	W/L
		LSU (SF)	61-58	W
		Alabama (F)	83-72	W
1987	Atlanta	Auburn (QF)	72-79	L
1988	Baton Rouge	Ole Miss (QF)	82-64	W
		LSU (SF)	86-80	W
		Georgia (F)	62-57	W
1989	Knoxville	Vanderbilt (QF)	63-77	L
1992	Birmingham	Vanderbilt (QF)	76-57	W
		LSU (SF)	80-74	W
		Alabama (F)	80-54	W
1993	Lexington	Tennessee (QF)	101-40	W
		Arkansas (SF)	92-81	W
		LSU (F)	82-65	W
1994	Memphis	Mississippi State (QF)	95-76	W
		Arkansas (SF)	90-78	W
		Florida (F)	73-60	W
1995	Atlanta	Auburn (QF)	93-81	W
		Florida (SF)	86-72	W
		Arkansas (F) [OT]	95-93	W
1996	New Orleans	Florida (QF)	100-76	W
		Arkansas (SF)	95-75	W
		Mississippi State (F)	73-84	L
1997	Memphis	Auburn (QF)	92-50	W
		Ole Miss (SF)	88-70	W
		Georgia (F)	95-68	W
1998	Atlanta	Alabama (QF)	82-71	W
		Arkansas (SF)	99-74	W
		South Carolina (F)	86-56	W
1999	Atlanta	Ole Miss (QF)	83-73	W
		Auburn (SF)	69-57	W
		Arkansas (F)	76-63	W
2000	Atlanta	Arkansas (QF)	72-86	L
2001	Nashville	South Carolina (QF)	78-65	W
		Arkansas (SF)	87-78	W
		Ole Miss (F)	77-55	W
2002	Atlanta	South Carolina (QF)	57-70	L
2003	New Orleans	Vanderbilt (QF)	81-63	W
		Auburn (SF)	78-58	W
		Mississippi State (F)	64-57	W
2004	Atlanta	Georgia (QF)	69-60	W
		South Carolina (SF)	78-63	W
		Florida (F)	89-73	W
2005	Atlanta	Tennessee (QF)	76-62	W
		LSU (SF) [OT]	79-78	W
		Florida (F)	53-70	L
2006	Nashville	Ole Miss (1st)	71-57	W
		Alabama (QF)	68-61	W
		South Carolina (SF)	61-65	L
2007	Atlanta	Alabama (1st)	79-67	W
		Mississippi St.(QF)[OT]	82-84	L
2008	Atlanta	Georgia(QF)[OT]	60-56	L
2009	Tampa	Mississippi (1st)	71-58	W
		LSU (QF)	58-67	L
2010	Nashville	Alabama (QF)	73-67	W
		Tennessee (SF)	74-45	W
		Mississippi St. (F)	75-74 ^{OT}	W
2011	Atlanta	Ole Miss (QF)	75-66	W
		Alabama (SF)	72-58	W
		Florida (F)	70-54	W
2012	New Orleans	LSU (QF)	60-51	W
		Florida (SF)	74-71	W
		Vanderbilt (F)	71-64	L
2013	Nashville	Vanderbilt (QF)	64-48	L
2014	Atlanta	LSU (QF)	85-67	W
		Georgia (SF)	70-58	W
		Florida (F)	61-60	L

SEC TOURNAMENT RECORD

TEAM	YRS.	WON	LOST	PCT.	TITLES
KENTUCKY	59	134	27	.832	31
Alabama	61	70	53	.569	7
Tennessee	60	70	56	.556	4
Arkansas	30	27	28	.491	1
Florida	55	46	51	.474	4
LSU	61	49	60	.450	1
Georgia	61	47	58	.448	2
South Carolina	29	21	29	.420	0
Missouri	7	5	7	.417	0
Vanderbilt	60	40	57	.412	2
Auburn	57	34	55	.382	2
Mississippi State	60	33	57	.367	3
Ole Miss	59	32	56	.364	2
Texas A&M	8	4	8	.333	0

FORMER MEMBERS

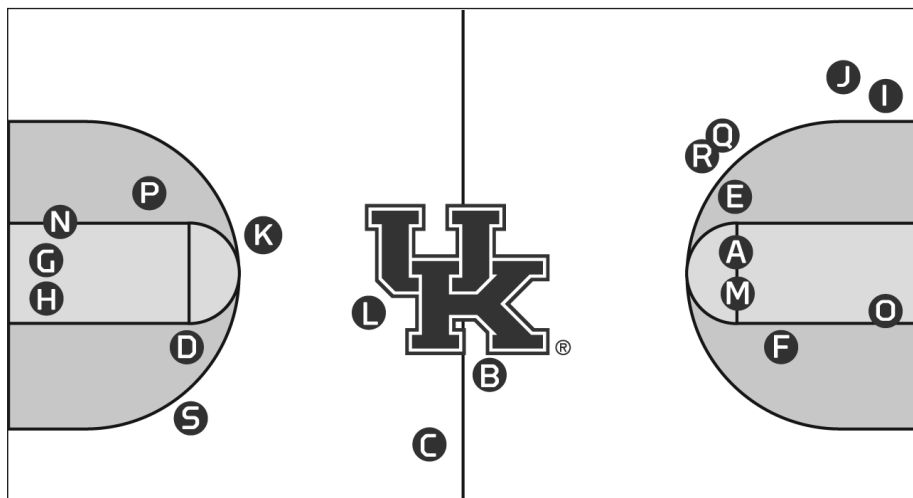
Georgia Tech	19	14	18	.438	1
Tulane	16	12	16	.429	0
Sewanee	2	0	2	.000	0

YEAR	LOCATION	OPPONENT	SCORE	W/L
2015	Nashville	Florida (QF)	64-49	W
		Auburn (SF)	91-67	W
		Arkansas (F)	78-63	W
2016	Nashville	Alabama (QF)	85-59	W
		Georgia (SF)	93-80	W
		Texas A&M (F)	82-77 ^{OT}	W
2017	Nashville	Georgia (QF)	71-60	W
		Alabama (SF)	79-74	W
		Arkansas (F)	82-65	W
2018	St. Louis	Georgia (QF)	62-49	W
		Alabama (SF)	86-63	W
		Tennessee (F)	77-72	W
2019	Nashville	Alabama (QF)	73-55	W
		Tennessee (SF)	82-78	L
2021	Nashville	Mississippi State (2nd)	74-73	L

* As part of sanctions imposed upon the UK basketball program in 1989, the NCAA ordered Kentucky to erase from the record three NCAA tournament games from the 1987-88 season. The presidents of the Southeastern Conference institutions voted to strip Kentucky of the 1987-88 SEC regular season and SEC Tournament championships. Kentucky was not forced to forfeit any of those regular season or tournament games

• 2020 SEC Tournament games were canceled due to the COVID-19 pandemic

BIGGEST SHOTS



A. RALPH BEARD

March 20, 1946, vs. Rhode Island

This free throw with 43 seconds left gave Adolph Rupp his first national title, 46-45.

B. RALPH BEARD

Feb. 14, 1948, vs. Tennessee

The buzzer-beater is still one of the longest shots (52.5 feet) in UK history.

C. VERNON HATTON

Dec. 7, 1957, vs. Temple

Hatton's 47-foot bomb from midcourt tied the game at the end of the first overtime.

D. TERRY MOBLEY

Dec. 31, 1963, vs. Duke

Mobley's shot, with seven seconds left, propelled UK past No. 1 Duke, 81-79.

E. KYLE MACY

Feb. 24, 1980, vs. LSU

Macy's jumper gave the Cats the 1980 SEC crown, 76-74 in overtime.

F. KENNY WALKER

March 10, 1984, vs. Auburn

The sophomore's 15-footer at the buzzer defeated Charles Barkley's squad for the SEC Tournament title.

G. CEDRIC JENKINS

Dec. 12, 1987, vs. Louisville

Jenkins' tip-in gave UK a 76-75 win against its archrival.

H. JEFF BRASSOW

Dec. 23, 1993, vs. Arizona

Brassow tipped in a Rodrick Rhodes' miss as UK won the Maui Invitational, 93-92.

I. WALTER MCCARTY

Feb. 15, 1994, vs. LSU

McCarty's 3-pointer capped a 31-point comeback against the Tigers.

J. TONY DELK

April 1, 1996, vs. Syracuse

His 3-pointer was part of a four-point play that lifted UK to its sixth NCAA title.

K. SCOTT PADGETT

March 22, 1998, vs. Duke

The 3-pointer broke an 81-81 tie with 39.4 seconds left and capped a 17-point comeback.

L. TAYSHAUN PRINCE

Dec. 8, 2001, vs. North Carolina

This nearly 30-foot 3-point field goal from just inside the mid-court logo capped five consecutive 3-pointers by Prince to open the game.

M. PATRICK SPARKS

Dec. 18, 2004, at Louisville

Sparks' three free throws with no time remaining helped UK overcome a 16-point halftime deficit for a 60-58 win.

N. DEMARCUS COUSINS

March 14, 2010, vs. Mississippi State

Cousins' tip-in at the buzzer sent the game in overtime en route to UK's 26th SEC Tournament title.

**O. BRANDON KNIGHT**

March 17, 2011, vs. Princeton

Knight's driving layup with two seconds remaining lifts UK to a 59-57 win in its NCAA Tournament opener.

P. BRANDON KNIGHT

March 25, 2011, vs. Ohio State

Knight knocked down a jumper with five seconds remaining to beat No. 1 and top-seeded Ohio State 62-60 to advance to the Elite Eight.

Q. AARON HARRISON

March 30, 2014, vs. Michigan

Harrison hit a 3-pointer with less than four seconds remaining to beat No. 7 Michigan, 75-72, and advance to the Final Four.

R. AARON HARRISON

April 5, 2014, vs. Wisconsin

Harrison's heroics yet again lifted UK to the national championship game with a win over Wisconsin with a 3-pointer from nearly the identical spot as the one he hit against Michigan.

S. TYLER HERRO

March 29, 2019, vs. Houston

After PJ Washington swatted Corey Davis Jr.'s driving shot on the defensive end of the court, the Wildcats raced the other way in transition and found Herro for a 3-pointer that put the Wildcats in front, 60-58, with 25.6 seconds left. UK would win 62-58.

BIGGEST GAMES

Kentucky 20, Georgia 19

March 1, 1921

ATLANTA — Bill King's free throw with no time left on the clock lifted the Wildcats to the Southern Inter-collegiate Athletic Association championship, the first college basketball tournament ever played.

Georgia	8	11	—	19
Kentucky	17	13	—	20

Kentucky 28, Cincinnati 23

Dec. 13, 1924

LEXINGTON, Ky. — James McFarland scored 10 points and the Wildcats defeated the Bearcats in the first game played at Alumni Gym.

Cincinnati	9	14	—	23
Kentucky	13	15	—	28

Kentucky 67, Georgetown College 19

Dec. 18, 1930

LEXINGTON, Ky. — The Wildcats pounded the Tigers in Adolph Rupp's debut as coach at Kentucky.

Georgetown College	9	10	—	19
Kentucky	38	29	—	67

Kentucky 35, Marquette 33

Feb. 14, 1938

LEXINGTON, Ky. — Joe Hagan's 48-foot shot with 12 seconds left lifted the Wildcats over the Warriors. After the game, Gov. Chandler pounded a nail into the floor to mark the spot.

Marquette	18	15	—	33
Kentucky	18	17	—	35

Kentucky 46, Rhode Island 45

March 20, 1946

NEW YORK — Ralph Beard's free throw with 40 seconds left lifted the Wildcats to their first national title in the NIT.

Kentucky	26	20	—	46
Rhode Island	27	18	—	45

Utah 49, Kentucky 45

March 24, 1947

NEW YORK — Wat Misaka, a 5-8 center, held high-scoring Ralph Beard to two points and the Utes won the NIT championship.

Kentucky	21	24	—	45
Utah	27	22	—	49

Kentucky 73, West Texas State 43

Dec. 1, 1950

LEXINGTON, Ky. — The Wildcats made the first game played in Memorial Coliseum a memorable one as they routed the Buffaloes.

West Texas State	24	19	—	43
Kentucky	47	26	—	73

Georgia Tech 59, Kentucky 58

Jan. 8, 1955

LEXINGTON, Ky. — Joe Helms' 12-foot jump shot with 12 seconds left ended the Wildcats' 129-game home winning streak.

Ga. Tech	26	33	—	59
Kentucky	23	35	—	58

Kentucky 85, Temple 83 (3 OT)

Dec. 7, 1957

LEXINGTON, Ky. — The longest game in UK history proved fruitful for the Wildcats as Vernon Hatton scored UK's final six points to edge the Owls.

Temple	35	30	6	4	8	—	83
Kentucky	34	31	6	4	10	—	85

Kentucky 61, Temple 60

March 21, 1958

LOUISVILLE, Ky. — Vernon Hatton's layup with 17 seconds remaining pushed the Wildcats past the Owls and into the NCAA championship game.

Temple	33	27	—	60
Kentucky	33	28	—	61

Texas Western 72, Kentucky 65

March 19, 1966

COLLEGE PARK, Md. — Bobby Joe Hill scored 20 points and Texas Western upset the top-ranked Wildcats to win the NCAA title.

Kentucky	28	37	—	65
Texas Western	31	41	—	72

Kentucky 69, Tennessee 66

Jan. 18, 1969

KNOXVILLE, Tenn. — On the road against its longtime rival, Kentucky became the first team in college basketball history to win 1,000 games.

Tennessee	36	30	—	66
Kentucky	35	34	—	69

Kentucky 109, LSU 96

Jan. 24, 1970

LEXINGTON, Ky. — "Pistol" Pete Maravich poured in 64 points against the Wildcats, but Dan Issel answered with 51 as the Wildcats topped 100 points en route to victory. At the time, it was the most points ever scored (115) by opposing players in the same game.

Kentucky	56	53	—	109
LSU	48	48	—	96

Kentucky 90, Vanderbilt 86

Feb. 28, 1970

LEXINGTON, Ky. — Dan Issel became the first UK player to score 2,000 career points as the Wildcats avenged their only loss of the season.

Vanderbilt	33	53	—	86
Kentucky	46	44	—	90

Florida State 73, Kentucky 54

March 18, 1972

DAYTON, Ohio — The Seminoles won the Mideast Region title by routing the Wildcats in Adolph Rupp's final game as coach.

Kentucky	28	26	—	54
Florida State	34	39	—	73

Kentucky 92, Indiana 90

March 22, 1975

DAYTON, Ohio — The Wildcats captured the Mideast Region title by handing the Hoosiers their first loss in 34 games.

Kentucky	44	48	—	92
Indiana	44	46	—	90

UCLA 92, Kentucky 85

March 31, 1975

SAN DIEGO — Coach John Wooden closed out his coaching career by leading the Bruins to their 10th NCAA title in 12 years.

Kentucky	40	45	—	85
UCLA	43	49	—	92

Kentucky 94, Mississippi State 93 (OT)

March 8, 1976

LEXINGTON, Ky. — Jack Givens keyed a late rally as the Wildcats outlasted the Bulldogs in the last game played at Memorial Coliseum.



Miss. State	50	35	8	—	93
Kentucky	42	43	9	—	94

Kentucky 72, Wisconsin 64

Nov. 27, 1976

LEXINGTON, Ky. — With Adolph Rupp looking on from the stands, the Wildcats dumped the Badgers in the first game played at Rupp Arena.

Wisconsin	24	40	—	64
Kentucky	34	38	—	72

Kentucky 94, Duke 88

March 27, 1978

ST. LOUIS — Jack Givens scored 41 points as the Wildcats captured their fifth NCAA title.

Kentucky	45	49	—	94
Duke	38	50	—	88

Kentucky 67, Kansas 66 (OT)

Dec. 9, 1978

LEXINGTON, Ky. — After forcing overtime, the Cats were down 66-60 with 31 seconds to go. Dwight Anderson scored back-to-back baskets, then stole the inbounds pass and fed Kyle Macy for the tying jumper. Macy completed the comeback by adding a technical free throw when Kansas called a timeout it didn't have.

Kansas	35	21	10	—	66
Kentucky	28	28	11	—	67

Louisville 80, Kentucky 68 (OT)

March 26, 1983

KNOXVILLE, Tenn. — The first meeting between the two teams in more than 24 years proved memorable as the Cardinals outscored the Wildcats 18-6 in overtime to advance to the Final Four.

Kentucky	37	25	6	—	68
Louisville	30	32	18	—	80

Kentucky 65, Louisville 44

Nov. 26, 1983

LEXINGTON, Ky. — In the first regular-season meeting in 61 years between the two in-state rivals, the Wildcats employed a swarming defense and balanced offense to roll to victory.

Louisville	20	24	—	44
Kentucky	35	30	—	65

Kentucky 72, Louisville 67

March 22, 1984

LEXINGTON, Ky. — Winston Bennett's three-point play with 13 seconds left pushed the Wildcats into the Midwest Regional final.

Louisville	36	31	—	67
Kentucky	32	40	—	72

Georgetown 53, Kentucky 40

March 31, 1984

SEATTLE — The Hoyas outscored the Wildcats 23-2 at the start of the second half on their way to the NCAA title game. UK sank only 3 of 33 field-goal attempts in the second half.

Georgetown	22	31	—	53
Kentucky	29	11	—	40

Kentucky 64, UNLV 61

March 16, 1985

SALT LAKE CITY — Kenny Walker scored 23 points and provided a key block in the final minutes as the Wildcats advanced to the West Regional final.

Kentucky	30	34	—	64
UNLV	30	31	—	61

St. John's 86, Kentucky 70

March 22, 1985

DENVER — Having announced he would retire following the game, Coach Joe B. Hall watched as the Redmen ended UK's Final Four hopes.

Kentucky	38	32	—	70
St. John's	39	47	—	86

Kentucky 76, Ohio 73

Nov. 28, 1989

LEXINGTON, Ky. — The long-awaited debut of Coach Rick Pitino and the Wildcats was worth waiting for as Reggie Hanson scored 24 points and UK held off the Bobcats.

Ohio	30	43	—	73
Kentucky	44	32	—	76

Kentucky 100, LSU 95

Feb. 15, 1990

LEXINGTON, Ky. — Described by many as one of the most exciting games ever played at Rupp Arena, the Wildcats burst out to an early lead and then held off Chris Jackson and the Tigers.

LSU	36	59	—	95
Kentucky	48	52	—	100

Kentucky 90, Florida 74

Feb. 23, 1991

LEXINGTON, Ky. — Kentucky beat the Gators to become one of two schools (along with North Carolina) to win 1,500 basketball games.

Kentucky	37	53	—	90
Florida	29	45	—	74

Kentucky 114, Auburn 93

March 2, 1991

LEXINGTON, Ky. — Before the then-largest crowd in Rupp Arena history, the Wildcats closed out the 1990-91 season with a 22-6 overall record. Although UK was ineligible for the Southeastern Conference title because of probation, the Wildcats secured the best record in the league (14-4) with the win over Auburn. A ceremony and parade followed.

Auburn	43	50	—	93
Kentucky	65	49	—	114

Kentucky 80, Alabama 54

March 15, 1992

BIRMINGHAM, Ala. — Kentucky roared back from a 32-29 halftime deficit to crush Alabama, 80-54, and take the SEC Tournament championship after being banned from the event for two years.

Kentucky	29	51	—	80
Alabama	32	22	—	54

Duke 104, Kentucky 103 (OT)

March 28, 1992

PHILADELPHIA — In what many called the "greatest NCAA Tournament game ever played," Kentucky took top-ranked defending champion Duke to overtime before a desperation shot by Christian Laettner sent the Blue Devils to the Final Four.

Kentucky	45	48	10	—	103
Duke	50	43	11	—	104

Kentucky 106, Florida State 81

March 27, 1993

CHARLOTTE, N.C. — Kentucky beat Florida State to advance to the Final Four. The win completed a string of four games in which UK blitzed its Southeast Region opponents by an average of 31.0 points, the largest margin of victory by a team through four games en route to the Final Four.

Florida State	46	35	—	81
Kentucky	54	52	—	106

Michigan 81, Kentucky 78 (OT)
April 3, 1993

NEW ORLEANS — Kentucky faced Michigan in the NCAA semifinals, marking UK's 10th Final Four appearance. An 81-78 overtime loss to the Wolverines ended the Cats' season at 30-4 and marked All-American Jamal Mashburn's last game in UK blue.

Kentucky	35	36	7	—	78
Michigan	40	31	10	—	81

Kentucky 99, LSU 95
Feb. 15, 1994

BATON ROUGE, La. — Trailing by 31 points with 15:34 remaining in the game, the Wildcats went on a tear. They hit 11 3-pointers and outscored the Tigers 62-27 during the final 15:34. UK's 99-95 win tied the largest second-half comeback in NCAA history.

Kentucky	32	67	—	99
LSU	48	47	—	95

Kentucky 73, Florida 60
March 13, 1994

MEMPHIS, Tenn. — Kentucky faced Florida for the second time in 11 days, and for the second time, the Wildcats beat the Gators. The triumph in Memphis gave UK its third consecutive SEC Tournament title and improved the Pitino-era SEC Tourney mark to a perfect 9-0.

Kentucky	33	40	—	73
Florida	27	33	—	60

Kentucky 95, Arkansas 93 (OT)
March 12, 1995

ATLANTA — Kentucky repeatedly clawed its way back in the SEC Tournament final — finding itself trailing by 19 in the first half, 12 points with nine minutes left in the second half and nine points with 1:33 remaining in overtime.

Kentucky	44	36	15	—	95
Arkansas	50	30	13	—	93

Kentucky 81, UMass 74
March 30, 1996

EAST RUTHERFORD, N.J. — In a rematch from an early season loss, the Wildcats fought off a late rally in the Final Four to advance to the title game for the first time in 18 years.

Kentucky	36	45	—	81
UMass	28	46	—	74

Kentucky 76, Syracuse 67
April 1, 1996

EAST RUTHERFORD, N.J. — Behind an NCAA championship game record-tying seven 3-pointers from Tony Delk, UK won its sixth national title.

Kentucky	42	34	—	76
Syracuse	33	34	—	67

Arizona 84, Kentucky 79 (OT)
March 31, 1997

INDIANAPOLIS — Trying to become the second team in 24 years to repeat as national champion, Ron Mercer and Anthony Epps nailed 3-pointers inside the last minute to force overtime. But with four Wildcats fouling out, Arizona outscored UK in the extra period in Rick Pitino's final game as coach at Kentucky.

Arizona	33	41	10	—	84
Kentucky	32	42	5	—	79

Kentucky 86, Duke 84
March 22, 1998

ST. PETERSBURG, Fla. — The Wildcats fell behind by 18 points in the first half and by 17 points with 9:38 remaining in the game before avenging a 1992 loss to the Blue Devils. Cameron Mills' 3-pointer with 2:15 left gave UK its first lead, 80-79, before Scott Padgett's trey with 39.4 seconds remaining broke an 81-81 tie as Kentucky advanced to the Final Four for the third consecutive year.

Kentucky	39	47	—	86
Duke	49	35	—	84

Kentucky 86, Stanford 85 (OT)
March 28, 1998

SAN ANTONIO — Kentucky rallied from a 10-point second-half deficit, then grabbed a five-point overtime lead, before fending off the Cardinal to advance to the title game for the third straight season. Jeff Sheppard canned three long-range 3-pointers — two in the final three minutes and one in overtime — en route to a career-high 27 points.

Stanford	37	36	12	—	85
Kentucky	32	41	13	—	86

Kentucky 78, Utah 69
March 30, 1998

SAN ANTONIO — After being out-rebounded 24-6 in the first half and trailing 41-31 at the break, the "Comeback Cats" charged from behind to win the school's seventh na-

tional title, its second in three years.

It was the largest halftime deficit overcome in a national title game.

Utah	41	28	—	69
Kentucky	31	47	—	78

Kentucky 82, Louisville 62
Dec. 29, 2001

LEXINGTON, Ky. — Rick Pitino returned to Rupp Arena for the first time as coach of archrival Louisville but watched as Tayshaun Prince scored a game-high 18 points as UK won by 20. UK dedicated the new playing floor as "Cawood's Court" before chants of "Tub-by, Tub-by" filled the arena throughout the game.

Kentucky	36	46	—	82
Louisville	32	30	—	62

Kentucky 70, Florida 55
Feb. 4, 2003

LEXINGTON, Ky. — Florida came to Lexington sporting a No. 1 ranking for the first time in school history, but the Gators were quickly stifled by UK's defense. The Wildcats were able to jump out to a 23-point lead at halftime, which grew to as much as 29 points during the final half as a Rupp Arena-record crowd of 24,459 watched UK earn the 70-55 victory.

Kentucky	45	23	—	70
Florida	22	33	—	55

Kentucky 79, Michigan State 74
Dec. 13, 2003

DETROIT — A basketball world-record crowd of 78,129 watched No. 8 Kentucky beat No. 21 Michigan State at Ford Field. Unlike basketball games at domes that have attracted 40,000-plus fans, the court was not tucked into an end zone, but instead placed on the 50-yard line in the Detroit Lions' home stadium — what would eventually become a norm in NCAA Tournament play in the future.

Kentucky	49	30	—	79
Michigan State	43	31	—	74

Kentucky 90, Tennessee 72
Jan. 13, 2009

KNOXVILLE, Tenn. — Jodie Meeks had a night to remember when he broke the UK single-game scoring record scoring 54 points in leading the Wildcats to victory. Meeks finished the night 15 of 22 from the field (10 of 15 from 3-point range) and 14 for



14 from the free-throw line.

Kentucky	41	49	—	90
Tennessee	37	35	—	72

Kentucky 75, Morehead State 59

Nov. 13, 2009

LEXINGTON, Ky. — The Wildcats kicked off the John Calipari era in emphatic style with a 16-point win over the Eagles. Leading a highly-touted recruiting class, freshman Eric Bledsoe scored 24 points while starting in place of John Wall.

Morehead State	25	34	—	59
Kentucky	33	42	—	75

Kentucky 88, Drexel 44

Dec. 21, 2009

LEXINGTON, Ky. — Kentucky became the first program in college basketball history to reach the 2,000-win plateau.

Drexel	20	24	—	44
Kentucky	56	32	—	88

Kentucky 62, Ohio State 60

March 25, 2011

NEWARK, N.J. — Kentucky knocked off No. 1 overall seed Ohio State in the Sweet 16. Brandon Knight's jumper with five seconds remaining led the fourth-seeded Wildcats over the top-seeded Buckeyes.

Kentucky	30	32	—	62
Ohio State	30	30	—	60

Kentucky 76, North Carolina 69

March 27, 2011

NEWARK, N.J. — Kentucky's Elite Eight victory over North Carolina sent the Wildcats to their first Final Four in 13 years. Brandon Knight led UK with 22 points as the Cats advanced to the Final Four on a 10-game win streak.

Kentucky	38	38	—	76
North Carolina	30	39	—	69

Kentucky 69, Louisville 61

March 31, 2012

NEW ORLEANS — Kentucky and Louisville met in the Final Four for the first time in history. Behind an 18-point, 14-rebound, five-block effort from Anthony Davis, the Wildcats defeated the Cardinals for the second time in the season.

Louisville	28	33	—	61
Kentucky	35	34	—	69

Kentucky 67, Kansas 59

April 2, 2012

NEW ORLEANS — Kentucky claimed the eighth national title in program history with its second defeat of Kansas in the season. Doron Lamb led all scorers with 22 points, while Anthony Davis pulled down 16 rebounds, blocked six shots and dished out five assists.

Kansas	27	32	—	59
Kentucky	41	26	—	67

Kentucky 78, Wichita State 76

March 23, 2014

ST. LOUIS — Kentucky came back from a double-digit deficit to knock off No. 1 seed and undefeated Wichita State in one of the greatest games ever played to advance to the Sweet 16.

Kentucky	31	47	—	78
Wichita State	37	39	—	76

Kentucky 75, Michigan 72

March 30, 2014

INDIANAPOLIS — Freshman Aaron Harrison knocked down a 3-pointer with less than four seconds remaining to propel the Wildcats to their 16th Final Four in school history.

Kentucky	37	38	—	75
Michigan	37	35	—	72

Kentucky 74, Wisconsin 73

April 5, 2014

ARLINGTON, Texas — Freshman Aaron Harrison provided heroics once again by knocking down a 3-pointer from nearly the identical spot as his previous game winner with less than 10 seconds remaining to lift UK to the national championship game with five freshman starters. Kentucky won its fifth straight game by five points or less.

Kentucky	36	38	—	74
Wisconsin	40	33	—	73

Kentucky 67, Florida 50

March 7, 2015

LEXINGTON, Ky. — Already off to the best start in school and SEC history, the Wildcats put an exclamation point on a historic regular season with a perfect 31-0 record. The Wildcats became the first team from a power five conference to go undefeated in the regular season since Indiana did so in 1976. UK also marched through the

SEC with an undefeated mark for the 15th time in school history and set a Rupp Arena record with 19 wins.

Florida	27	23	—	50
Kentucky	30	37	—	67

Kentucky 68, Notre Dame 66

March 28, 2015

CLEVELAND — Calling on their late-game heroics of a season ago, the Wildcats held off a hungry Notre Dame squad thanks to Karl-Anthony Towns' dominating post play, Andrew Harrison's late-game free throws and Willie Cauley-Stein's last-second defense. With the win, UK advanced to its fourth Final Four in the last five seasons while becoming the first team in the history of college basketball to start a season 38-0.

Notre Dame	31	35	—	66
Kentucky	31	37	—	68

Wisconsin 71, Kentucky 64

April 4, 2015

INDIANAPOLIS — Seeking revenge from the 2014 Final Four loss to the Wildcats, Wisconsin ended Kentucky's pursuit of perfection when UK shockingly let a late four-point lead slip away. The Wildcats twice rallied from deficits of eight points or more but ultimately came up short, ending the season 38-1, one game short of the national championship.

Wisconsin	36	35	—	71
Kentucky	36	28	—	64



UNPARALLELED TRADITION

FEB. 18, 1903

State College (Kentucky) records its first win, an 11-10 decision over Lexington YMCA. The Wildcats finish the first season with a 1-2 record.

FEB. 18, 1909

With a 28-23 win over Cincinnati, Kentucky clinches its first winning season in school history. Following a "Senior Day" loss to Central University, the Wildcats end the year with a 5-4 record.

JANUARY 1910

E. R. Sweetland signs a three-year pact as State's director of athletics and its first basketball coach.

MARCH 1, 1912

Kentucky defeats Georgetown College, 19-18, to complete the season with a perfect 9-0 record and earn its first title as Southern champions.

MARCH 1, 1921

Kentucky upsets Tulane, Mercer, Mississippi A&M and Georgia to win the first Southern Intercollegiate Athletic Association basketball championship. Hundreds of Wildcats fans await "play-by-play" via telegraph and greet the team's train with a celebration and parade in downtown Lexington. It is believed to be the first college basketball tournament ever played.

SPRING 1921

Basil Hayden becomes UK's first All-America basketball player.

JAN. 26, 1921

The Wildcats beat Cincinnati, 26-19, for their 100th victory in program history.

DEC. 13, 1924

The Wildcats defeat Cincinnati in their first game in the new 2,800-seat, \$100,000 Alumni Gymnasium.

MARCH 21, 1930

A Freeport, Illinois, high school coach named Adolph Rupp is named head basketball coach at the University of Kentucky.

DEC. 18, 1930

UK defeats Georgetown College, 67-19, for the first of Adolph Rupp's 876 victories.

FEB. 28, 1933

UK wins the first Southeastern Conference Tournament championship by defeating Mississippi State, 46-27, in Atlanta.

FEB. 17, 1934

UK establishes a national record with its 23rd consecutive win (47-27 over Vanderbilt). Near riot erupts as fans vie for seats in Alumni Gym.

FEB. 14, 1938

Joe Hagan's 48-foot shot with 12 seconds left lifts the Wildcats over Marquette, 35-33. After the game, Gov. A. B. "Happy" Chandler pounds a nail into the floor to mark the spot where the shot was taken.

MARCH 20, 1942

After winning its sixth SEC championship, UK wins its first NCAA Tournament game, 46-44, over Illinois.

MARCH 20, 1946

UK wins Rupp's first national title with a 46-45 victory over Rhode Island.

MARCH 24, 1947

Before a Madison Square Garden record crowd of 18,493, Wat Misaka holds Ralph Beard to two points and Utah ends the Wildcats' bid for back-to-back NIT championships.

MARCH 23, 1948

Adolph Rupp's "Fabulous Five" wins UK's first NCAA championship, 58-42, over Baylor. The team is met in Lexington by 15,000 fans and given a parade on a fire truck.

AUG. 13, 1948

The U.S. Olympic basketball team, featuring Kentucky's "Fabulous Five," wins the gold medal by defeating France, 64-21, at Wembley Stadium in London.

MARCH 8, 1949

Kentucky ends the year ranked No. 1 in the first season of the Associated Press basketball poll.

MARCH 26, 1949

UK wins its second consecutive NCAA championship, defeating Oklahoma A&M, 46-36, in Seattle.

DEC. 1, 1950

UK plays its first game in the new, \$3.9 million, 11,500-seat Memorial Coliseum. Skeptics label the building a "white elephant."

MARCH 27, 1951

UK wins its third NCAA title, defeating Kansas State, 68-58, in the finals in Minneapolis.

1952-53

UK's season is suspended by the NCAA.

DEC. 5, 1953

Cawood Ledford broadcasts his first game as the radio "Voice of the Wildcats."

MARCH 9, 1954

Kentucky beats LSU, 63-56, in an SEC playoff game to cap a perfect 25-0 season and finish with the nation's No. 1 ranking.

JAN. 8, 1955

Fans are stunned as Georgia Tech defeats UK, 59-58, in Memorial Coliseum, ending a 129-game home winning streak that still stands as a national record.

DEC. 7, 1957

What was then referred to as "the longest game in UK history" proves fruitful for the Wildcats as they defeat Temple 85-83 in three overtimes. Vernon Hatton scores UK's final six points, including a half-court shot, to edge the Owls

MARCH 21, 1958

In the Wildcats' first game in Freedom Hall, Vernon Hatton's layup with 17 seconds left pushes the Wildcats past Temple, 61-60, and into the NCAA championship game.



MARCH 22, 1958

UK wins its fourth NCAA title by defeating Seattle, 84-72, in Louisville, Kentucky. The "Fiddlin' Five" is led by Vernon Hatton's 30 points. The win gives Rupp his most coveted title, the one he vowed to win after the NCAA had suspended UK's 1953 season.

MARCH 19, 1966

In one of the biggest upsets in NCAA Tournament history, top-ranked UK, featuring "Rupp's Runts," loses in the NCAA championship game, 72-65, to Texas Western.

JAN. 27, 1968

At the time, it was believed that Adolph Rupp became college basketball's all-time winningest coach when the Wildcats overcome a record-setting 52-point performance by LSU's Pete Maravich to defeat the Tigers, 121-95. Years later, it is discovered that he had achieved that feat on Feb. 18, 1967, with a 103-74 win over Mississippi State.

JAN. 18, 1969

On the road against its longtime rival, UK becomes the first team in college basketball history to win 1,000 games, defeating Tennessee, 69-66.

JUNE 9, 1969

Tom Payne, a 7-foot All-American from Louisville, Kentucky, becomes the first black player to sign with the University of Kentucky.

FEB. 28, 1970

Dan Issel becomes UK's first player to score 2,000 career points as UK defeats Vanderbilt, 90-86.

MARCH 14, 1970

Dan Issel scores his 2,138th point, etching his name into the record books as UK's all-time leading scorer. The top-ranked Wildcats are upset by Jacksonville, 106-100, in the NCAA Tournament.

MARCH 18, 1972

Adolph Rupp coaches his last game at UK, a 73-54 loss to Florida State in the NCAA Tournament.

DEC. 2, 1972

Joe B. Hall coaches his first game as head coach at UK, a 75-66 win at Michigan State. UK goes on to win the SEC championship and finish 22-8 during Hall's inaugural season.

MARCH 22, 1975

UK upsets undefeated Indiana in the Mideast Regional semifinals to earn a trip to the Final Four. Before the title game with UCLA, legendary coach John Wooden announces his retirement. The Bruins go on to defeat UK, 92-85, on March 31.

MARCH 8, 1976

Jack Givens keys a late rally as UK outlasts Mississippi State, 94-93, in overtime, in the last game played at Memorial Coliseum.

NOV. 27, 1976

UK defeats Wisconsin, 72-64, in the new 23,000-seat, \$53 million Rupp Arena. Rick Robey scores the first field goal in Rupp with 19:30 left to play in the first half.

DEC. 10, 1977

As top-ranked UK is defeating Kansas on "Adolph Rupp Night" in Allen Field House on Naismith Drive in Lawrence, Kansas, Rupp dies. Thousands participate in the funeral procession in Lexington.

MARCH 27, 1978

Jack "Goose" Givens scores 41 points as UK wins its fifth NCAA championship, 94-88, over Duke in St. Louis. More than 10,000 fans greet the team at Blue Grass Airport and 15,000 more celebrate at Memorial Coliseum.

MARCH 26, 1983

In the first meeting between the schools in 24 years, Louisville defeats UK 80-68 in overtime to earn a trip to the Final Four.

MARCH 31, 1984

Georgetown outscores UK 23-2 at the start of the second half to defeat the Wildcats, 53-40, in the NCAA semifinal game in Seattle.

MARCH 22, 1985

Joe B. Hall announces his retirement after UK loses to St. John's, 86-70, in the NCAA West Regional in Denver.

NOV. 22, 1985

Eddie Sutton coaches his first game at Kentucky, a 77-58 win over Northwestern (Louisiana) State.

MARCH 10, 1989

Kentucky finishes the year with a 13-19 record, its first losing mark in 61 seasons.

MARCH 19, 1989

In the wake of an NCAA investigation, Eddie Sutton resigns as UK basketball coach.

MAY 19, 1989

The NCAA places Kentucky's basketball program on probation.

JUNE 2, 1989

Rick Pitino is named head basketball coach at Kentucky.

JUNE 13, 1990

Rick Pitino makes history by naming Bernadette Locke, a former assistant for the Georgia Lady Bulldogs basketball team, to his coaching staff at Kentucky.

MARCH 2, 1991

Before a crowd of 24,310 at Rupp Arena, Kentucky defeats Auburn, 114-93, to claim the best record in the SEC and end its two-year probation.

MARCH 15, 1992

Eligible for postseason play for the first time in three years, Kentucky dominates Alabama, 80-54, to take its 16th SEC Tournament championship.

MARCH 28, 1992

In what many call the best NCAA Tournament game ever, Kentucky takes defending NCAA champion Duke into overtime before losing 104-103 in the East Regional finals in Philadelphia. A last-second shot by Christian Laettner sends Duke to the Final Four and breaks the hearts of Wildcat fans everywhere. It is Cawood Ledford's last game as the "Voice of the Wildcats."

APRIL 3, 1993

Kentucky faces Michigan in the NCAA semifinals, marking UK's 10th Final Four appearance. An 81-78 overtime loss to the Wolverines ends Kentucky's season at 30-4 and marks All-American Jamal Mashburn's last game in UK blue.

FEB. 15, 1994

Trailing by 31 points with 15:34 remaining in the game at LSU, the Wildcats pull off a “Mardi Gras” miracle. Connecting on 11 3-pointers and outscoring the Bayou Bengals 62-27 during the final 15:34, UK storms back to a 99-95 victory, the greatest comeback in UK history.

MARCH 2, 1996

With a 101-63 victory over Vanderbilt in Rupp Arena on Senior Day, UK becomes the first team in 40 years to finish with a perfect record in the SEC, a 16-0 sweep. It marks the Wildcats’ 25th win in a row, tying the school record for consecutive wins in a season. Two games later, they set the new record at 27 games.

APRIL 1, 1996

After avenging an early-season loss to UMass with a win in the NCAA semifinals two days before, UK squashes a late Syracuse rally to win its sixth national title, 76-67.

MARCH 31, 1997

Despite losing its star, Derek Anderson, to a knee injury on Jan. 18, UK returns to defend its NCAA title in the national championship game, falling in overtime to Arizona, 84-79. It would be the final game with Rick Pitino as coach.

MAY 6, 1997

Rick Pitino announces his resignation at Kentucky to take the challenge of rebuilding one of the NBA’s most storied franchises, the Boston Celtics.

MAY 12, 1997

UK’s director of athletics, C.M. Newton, introduces Orlando “Tubby” Smith as head coach.

NOV. 20, 1997

It is the dawning of an era as new head coaches Tubby Smith and Morehead State’s Kyle Macy tip off the season in Rupp Arena. Smith wins his first game at UK, 88-49, over the former UK All-American and his Eagles.

MARCH 22, 1998

In one of the most anticipated matchups of the NCAA Tournament, UK roars back from a 17-point deficit with 9:38 remaining to defeat Duke, 86-84. The victory buries the nightmare of UK-Duke ‘92 and advances the Wildcats to their third straight Final Four.

MARCH 30, 1998

The “Comeback Cats” rally from a 10-point halftime deficit to defeat Utah, 78-69, winning UK’s second national title in three years, its seventh overall.

SEPT. 5, 2001

After a long illness, Cawood Ledford dies at his home in Harlan, Kentucky. A planned tribute at Rupp Arena is canceled following the “9/11” terrorists attacks.

MARCH 16, 2003

After running the table in regular-season SEC play, Kentucky defeats Mississippi State, 64-57, in the finals of the SEC Tournament to secure its 24th league tourney crown and complete a 19-0 season sweep of conference opponents. It marks the first time the feat had been accomplished in 51 seasons.

APRIL 6, 2007

Billy Gillispie is named Kentucky’s new head basketball coach. He is introduced to a crowd of more than 4,000 fans at a pep rally announcing his hiring. Gillispie replaces Tubby Smith, who left after 10 seasons at the helm of Kentucky basketball to become the head coach at Minnesota.

MARCH 31, 2008

Longtime Kentucky basketball manager Bill Keightley passes away at the age of 81 in Cincinnati. Affectionately known as “Mr. Wildcat,” he had been associated with the Wildcats’ basketball program since 1962. Keightley, manned the “Bill Keightley Equipment Room” in Memorial Coliseum. A crowd of more than 3,000 pay their respects at a tribute to Mr. Keightley held in Rupp Arena. Former players, coaches and managers travel from across the country to eulogize him.

JAN. 13, 2009

In one of the most memorable individual moments in program history, Jodie Meeks rewrites the record books in a 90-72 win at Tennessee, pouring in 54 points on 15-of-22 shooting. Meeks’ historic night breaks Dan Issel’s 39-year school record for most points in a single game.

APRIL 1, 2009

The University of Kentucky names John Calipari the 22nd coach in UK basketball history. Calipari vows to make Kentucky a “players-first” program.

DEC. 21, 2009

Kentucky becomes the first program in college basketball history to reach the 2,000-win plateau. The Wildcats defeat Drexel, 88-44, to achieve the milestone.

MARCH 22, 2010

John Wall, who averages 16.6 points and 6.5 assists en route to leading UK to the Elite Eight, becomes the first player since Jack Givens in 1978 to win one of the primary national player of the year awards when he’s awarded the Adolph Rupp Trophy.

JUNE 24, 2010

Kentucky makes history again when the Wildcats send five players to the first round of the NBA Draft. John Wall becomes the first No. 1 pick in program history when he is selected by the Washington Wizards with the top overall pick. DeMarcus Cousins is selected fifth by the Sacramento Kings, Patrick Patterson goes 14th to the Houston Rockets, Eric Bledsoe is picked 18th by the Oklahoma City Thunder and Daniel Orton is selected 29th by the Orlando Magic.

APRIL 2, 2011

Kentucky makes its 14th Final Four appearance in school history but its first since 1998. The Wildcats face UConn in the semifinal matchup, falling 55-56 to the eventual 2011 NCAA champion.



NOV. 11, 2011

Kentucky defeats Marist 108-58 in the season opener to secure the 34th consecutive win in Rupp Arena under John Calipari, setting a new record for consecutive wins in the building. Calipari would go on to win his first 54 games in Rupp Arena as UK's coach, the longest win streak in venue history.

MARCH 4, 2012

Kentucky closes out the 2011-12 season with a 74-59 win at Florida capping a perfect 16-0 run through the SEC. It marks the third time a UK team has gone 16-0 in league play and the first time since the 2003 squad turned the trick.

APRIL 2, 2012

The Wildcats bring home the school's eighth national championship after posting a 67-59 win over the Kansas Jayhawks. Doron Lamb leads all scorers on 7-of-12 shooting. National Player of the Year Anthony Davis tallies only six points, but he earns Final Four Most Outstanding honors affecting the game in virtually every other category. He recorded 16 rebounds, six blocks, five assists and three steals.

JUNE 28, 2012

The Wildcats set an NBA Draft record with six players picked in the 2012 NBA Draft. Anthony Davis becomes the second UK player to be picked No. 1 overall and Michael Kidd-Gilchrist goes No. 2 overall, becoming the first teammates in NBA Draft history to go 1-2 in the same draft.

APRIL 7, 2014

Kentucky sparks an exciting run to the national championship game with five freshman starters. UK, playing as an eight seed, knocks off four straight top-five seeds all by five points or less to become the first team to win five games in an NCAA Tournament by such a small margin. Freshman sharpshooter Aaron Harrison hits the game-winning 3-pointer in successive victories over Louisville, Michigan and Wisconsin in the final minute of play of each contest. UK eventually loses to UConn in the title game by a 60-54 score.

MARCH 7, 2015

Playing under a two-platoon system for most of the year, the Wildcats complete the regular season 31-0 with a victory over Florida, becoming the first team from a "power five" conference to go undefeated in the regular season since Indiana did it in 1976. UK completes the SEC season with an 18-0 record and goes on to win the SEC Tournament championship, its 28th title. The Wildcats eventually post a 38-0 record to reach the Final Four, the first team in college basketball history to record such a record, before losing to Wisconsin in the national semifinals.

JUNE 25, 2015

Continuing a record-setting recent run of draft picks, six more Wildcats are selected in the 2015 NBA Draft, tying UK's own 2012 record mark. Karl-Anthony Towns becomes the third UK player in program history to go No. 1, and an NBA-record-tying four Wildcats are taken in the lottery.

MARCH 24, 2017

In a highly anticipated matchup with UCLA, which beat the Wildcats in the regular season in Rupp Arena, freshman point guard De'Aaron Fox scores an NCAA Tournament freshman record 39 points to propel UK to the Elite Eight.

FEB. 23, 2019

With an 80-53 victory over Auburn, 10th-year head coach John Calipari moves past Joe B. Hall for the second-most victories by a UK head coach in program history. He trails only the Baron of the Bluegrass, Adolph Rupp.

MARCH 12, 2020

Out of safety precautions and concerns amid the COVID-19 pandemic, the 2020 SEC Tournament is canceled. Hours later, all NCAA winter championships are canceled, including the NCAA Tournament. The Wildcats' season, at 25-6 and regular-season SEC champions, abruptly comes to an end.



RUPP ARENA AT CENTRAL BANK CENTER RECORDS

TEAM RECORDS

CATEGORY	KENTUCKY	OPPONENT
Points in a Game	127 vs. LSU (3/4/1995)	116, UL Lafayette (12/23/1989)
Points in a Half	68 (2nd) vs. Eastern Kentucky (12/8/1993) 68 (2nd) vs. Tennessee State (12/30/2002)	67, (2nd) UL Lafayette (12/23/1989)
Margin of Victory	74 vs. Tennessee-Martin (11/26/1994)	35, LSU (1/18/1987)
Field Goals Made	49 vs. Kentucky State (12/15/2001)	41, UL Lafayette (12/23/1989)
Field Goals Attempted	103 vs. UL Lafayette (12/23/1989)	89, UL Lafayette (12/23/1989)
Field-Goal Percentage	.722 vs. Mississippi State (2/15/1986)	.650, Northwestern State (11/22/1985)
3-Pointers Made	20 vs. LSU (3/4/1995)	19, VMI (11/18/2018)
3-Pointers Attempted	53 vs. UL Lafayette (12/23/1989)	38, Sam Houston State (11/19/2009) 38, VMI (11/18/2018)
3-Point Goal Percentage	.692 vs. Drexel (12/21/2009)	.714, Austin Peay (11/29/1986) .714, Alabama (1/21/2012)
Free Throws Made	44 vs. Vanderbilt (1/19/1980)	41, Arkansas (1/25/1992)
Free Throws Attempted	56 vs. Mississippi State (2/28/1977)	49, Arkansas (1/25/1992)
Free-Throw Percentage	1.000 vs. Austin Peay (12/19/2009) 1.000 vs. Florida (2/7/2012) 1.000 vs. Florida (2/22/2020)	1.000, East Tennessee State (12/21/1984) 1.000, Hartford (12/29/2009) 1.000, Boise State (12/10/2013)
Rebounds	62 vs. Bowling Green (12/17/1976) 62 vs. Morehead State (12/16/1995)	62, UL Lafayette (12/23/1989)
Assists	33 vs. Kentucky State (12/15/2001)	25, Georgia (2/24/1985)
Turnovers	29 vs. Eastern Kentucky (12/5/2000)	42, Tennessee-Martin (11/26/1994)
Blocked Shots	18 vs. St. John's (12/1/2011)	19, Villanova (12/4/1982)
Steals	23 vs. Mississippi State (2/3/1991) 23 vs. Tennessee-Martin (11/26/1994)	19, Villanova (12/4/1982)
Personal Fouls	35 vs. Auburn (2/4/1981)	36, LSU (1/25/1982)

INDIVIDUAL RECORDS

CATEGORY	KENTUCKY	OPPONENT
Points	40, Derrick Miller vs. Vanderbilt (2/7/1990)	45, David Robinson, Navy (1/25/1987)
Field Goals Made	15, Patrick Patterson vs. Tennessee State (12/22/2008) 15, Derrick Miller vs. Vanderbilt (2/7/1990)	17, Freeman Williams, Portland State (1/16/1977)
Field Goals Attempted	28, Derrick Miller vs. Vanderbilt (2/7/1990)	40, Freeman Williams, Portland State (1/16/1977)
3-Pointers Made	9, Tony Delk vs. TCU (1/20/1996)	11, Corey Allmond, Sam Houston State (11/19/2009)
3-Pointers Attempted	18, Derrick Miller vs. Tennessee Tech (12/6/1989)	17, Chris Jackson, LSU (2/15/1990) 17, Vincent Yarbrough, Tennessee (2/19/2002)
Free Throws Made	18, Dwight Anderson vs. Mississippi State (2/12/1979)	16, Dan Cross, Florida (2/18/1995)
Free Throws Attempted	23, Dwight Anderson vs. Mississippi State (2/12/1979)	18, Ronnie Williams, Florida (1/17/1983)
Rebounds	20, Chris Mills vs. Miami (Ohio) (12/17/1988) 20, Jared Prickett vs. Arkansas (2/9/1994)	19, Bernard King, Tennessee (1/12/1977)
Assists	16, John Wall vs. Hartford (12/29/2009)	11, Spud Webb, N.C. State (1/5/1985)
Blocked Shots	9, Willie Cauley/Stein vs. Boise State (12/10/2013) 9, Sam Bowie vs. Vanderbilt (2/21/1981) 9, Andre Riddick vs. LSU (3/14/1993)	10, David Robinson, Navy (1/25/1987)
Steals	8, Rajon Rondo vs. Mississippi State (2/19/2005)	7, Michael Johnson, Alaska (12/28/1987) 7, Arizona Reid, High Point (11/29/2005) 7, Ben Simmons, LSU (3/5/2016)



MISCELLANEOUS

Win-Loss	615-77 (.889)
Most Combined Points	229 vs. UL Lafayette, (12/23/1989; ULL 116, UK 113 ot)
Most Wins in a Season	19 - 2014/15
Most Losses in a Season	6 - 2020-21, 2008-09, 1988-89
Longest Winning Streak	54 - Nov. 13, 2010 to Dec. 1, 2021
Longest Losing Streak	2 - Seven times, last Feb. 6, 2021 to Feb. 9, 2021
100-Point Games by Kentucky	59, last vs. Texas A&M (1/3/2017)
Largest Attendance	24,479 vs. Louisville (1/2/2010)

LARGEST RUPP ARENA CROWDS (UK GAMES)

NO.	ATT.	DATE	OPPONENT	SCORE	W/L
1.	24,479	Jan. 2, 2010	Louisville	71-62	W
2.	24,468	Dec. 5, 2009	North Carolina	68-66	W
3.	24,467	Feb. 16, 2019	Tennessee	86-69	W
4.	24,465	Feb. 10, 2007	Florida	64-61	L
5.	24,459	Feb. 4, 2003	Florida	70-55	W
6.	24,456	March 9, 2019	Florida	66-57	W
7.	24,432	Dec. 17, 2005	Louisville	73-61	W
8.	24,431	Feb. 25, 2017	Florida	76-66	W
9.	24,428	March 7, 2015	Florida	67-50	W
10.	24,425	Feb. 15, 2014	Florida	69-59	L
11.	24,418	Jan. 28, 2017	Kansas	79-73	L
12.	24,416	Feb. 28, 2015	Arkansas	84-67	W
13.	24,414	March 5, 2016	LSU	94-77	W
14.	24,412	Dec. 26, 2015	Louisville	75-73	W
15.	24,411	Feb. 28, 2009	LSU	73-70	L
14.	24,394	Jan. 20, 2018	Florida	66-64	L
15.	24,228	Dec. 29, 2017	Louisville	90-61	W

RUPP ARENA FACTS

Capacity	20,500 (capacity changed in 2019 following renovations)
UK's record	615-77 (.889)
Most Wins in a Season	19 (2014-15)
Longest Winning Streak	54 (11/13/09 to 12/1/12)

PACKED TO THE RAFTERS

- Now in its 46th season as the home court of Kentucky basketball, the facility has seen UK win nearly 89% of its home games since it opened in 1976
- Prior to reducing seating capacity for the 2019-20 season, Kentucky led the nation in average home attendance in 20 of the previous 24 seasons
- Since Rupp Arena opened for the 1976-77 season, and excluding the 2020-21 season that was affected by the COVID-19 pandemic, UK has ranked either first or second in average attendance every season
- Excluding the 2020-21 season that was affected by the COVID-19 pandemic, UK has averaged more than 20,000 fans per game in every season of the John Calipari era
- Rupp Arena is currently in the middle of a renovation project. Chair-back seating was installed in the upper-sideline area prior to the 2019-20 season. Two club areas for season ticket holders are ready for the 2021-22 season with a third scheduled to open the following year
- A center-hung scoreboard, ribbon boards, a new sound system and lighting were installed over the 2014-15 and 2015-16 seasons



KENTUCKY GAME ATTENDANCE

YEAR	SITE	GMS	ATT.	AVG.
2020-21*	Rupp	11	33,825	3,075
2019-20	Rupp	18	362,872	20,160
2018-19	Rupp	18	390,510	21,695
2017-18	Rupp	18	393,743	21,875•
2016-17	Rupp	17	398,850	23,462•
2015-16	Rupp	17	397,148•	23,362•
2014-15	Rupp	19	447,874•*	23,572
2013-14	Rupp	18	413,350	22,964
2012-13	Rupp	18	415,775	23,099•
2011-12	Rupp	18	426,978	23,721•
2010-11	Rupp	15	354,046	23,603•
2009-10	Rupp	18	433,989	24,110•*
2008-09	Rupp	19	422,547	22,239•
2007-08	Rupp	18	405,964	22,554•
2006-07	Rupp	16	374,737	23,421•
2005-06	Rupp	15	341,445	22,763•
2004-05	Rupp	15	337,796	22,520
2003-04	Rupp	13	295,227	22,710•
2002-03	Rupp	13	289,526	22,271•
2001-02	Rupp	15	315,203	21,014•
2000-01	Rupp	12	261,435	21,786•
1999-00	Rupp	14	314,267	22,448•
1998-99	Rupp	13	303,771	23,367•
1997-98	Rupp	12	287,354	23,946•
1996-97	Rupp	13	309,457	23,804•
1995-96	Rupp	13	310,633	23,895•
1994-95	Rupp	13	309,477	23,806
1993-94	Rupp	14	326,474	23,320
1992-93	Rupp	16	382,869	23,929
1991-92	Rupp	17	403,847	23,755
1990-91	Rupp	13	312,329	24,025
1989-90	Rupp	15	346,869	23,125
1988-89	Rupp	14	306,524	21,895
1987-88	Rupp	17	393,725	23,160
1986-87	Rupp	15	345,718	23,048
1985-86	Rupp	18^	407,290	22,627
1984-85	Rupp	14	320,926	22,923
1983-84	Rupp	16	380,453•	23,778•
1982-83	Rupp	15^	356,766	23,785•
1981-82	Rupp	16	371,093•	23,193•
1980-81	Rupp	15	354,996•	23,666•
1979-80	Rupp	15	352,511•	23,501•
1978-79	Rupp	15	351,042•	23,338•
1977-78	Rupp	16	373,403	23,338•
1976-77	Rupp	14	312,527•	22,323•
1975-76	Memorial	12	138,135	11,511
1974-75	Memorial	12	138,098	11,539
1973-74	Memorial	12	130,755	10,896
1972-73	Memorial	12	150,856	11,604
1971-72	Memorial	13	150,297	11,561
1970-71	Memorial	13	152,471	11,728
1969-70	Memorial	15	181,295	12,086

YEAR	SITE	GMS	ATT.	AVG.
1968-69	Memorial	13	165,600	11,821
1967-68	Memorial	16	178,000	11,333
1966-67	Memorial	13	136,588	10,502
1965-66	Memorial	13	149,571	11,505
1964-65	Memorial	14	151,000	10,786
1963-64	Memorial	14	165,650	11,117
1962-63	Memorial	15	153,132	10,208
1961-62	Memorial	16	165,495	10,343
1960-61	Memorial	14	129,978	9,284
1959-60	Memorial	13	138,995	10,692
1958-59	Memorial	15	177,824	11,855
1957-58	Memorial	13	124,461	9,574
1956-57	Memorial	14	129,733	9,266
1955-56	Memorial	13	126,104	9,700

+ Attendance limited due to COVID-19 pandemic

• Nation's leader

^ Includes three SEC Tournament games

* Rupp Arena Record



COLLEGE TOURNAMENTS IN RUPP ARENA

NCAA MEN'S TOURNAMENTS

1977: Midwest Region

Michigan 86, Detroit 81 (semi)
Charlotte 81, Syracuse 59 (semi)
Charlotte 75, Michigan 68 (final)

1980: Midwest Region

Duke 55, Kentucky 54 (semi)
Purdue 76, Indiana 69 (semi)
Purdue 68, Duke 60 (final)

1984: Midwest Region

Kentucky 72, Louisville 67 (semi)
Illinois 72, Maryland 70 (semi)
Kentucky 54, Illinois 51 (final)

1985: NCAA Final Four

Georgetown 77, St. John's 59 (semi)
Villanova 52, Memphis 45 (semi)
Villanova 66, Georgetown 64 (final)

1989: Southeast Region

Virginia 86, Oklahoma 80 (semi)
Michigan 92, North Carolina 87 (semi)
Michigan 102, Virginia 65 (final)

1992: Southeast Region

Ohio State 80, North Carolina 73 (semi)
Michigan 75, Oklahoma State 72 (semi)
Michigan 75, Ohio State 71 (OT) (final)

1994: Southeast Region

Purdue 98, Central Florida 67 (1st rd)
Alabama 76, Providence 70 (1st rd)
W. Forest 68, Col. Of Charleston 58 (1st rd)
Kansas 102, Chattanooga 73 (1st rd)
Purdue 83, Alabama 73 (2nd rd)
Kansas 69, Wake Forest 58 (2nd rd)

1996: Southeast Region

Mississippi State 60, UConn 55 (semi)
Cincinnati 87, Georgia Tech 70 (semi)
Mississippi State 73, Cincinnati 63 (final)

1998: South Region

Duke 99, Radford 63 (1st rd)
Oklahoma St. 74, G. Washington 59 (1st rd)
Syracuse 63, Iona 61 (1st rd)
New Mexico 79, Butler 62 (1st rd)
Duke 79, Oklahoma State 73 (2nd rd)
Syracuse 56, New Mexico 62 (2nd rd)

2002: South Region

Indiana 73, Duke, 72 (semi)
Kent State 78, Pittsburgh 73 (semi)
Indiana 81, Kent State 69 (final)

2007: South Region

Louisville 78, Stanford 58 (1st rd)
Texas A&M 68, Penn 52 (1st rd)
Ohio State 78, Central Conn. St. 57 (1st rd)
Xavier 79, BYU 77 (1st rd)
Ohio State 78, Xavier 71 [OT] (2nd rd)
Texas A&M 72, Louisville 69 (2nd rd)

2013: Midwest Region

Louisville 79, N.C. A&T 48 (1st rd)
Colorado St. 84, Missouri 72 (1st rd)
Louisville 82, Colorado St. 56 (2nd rd)

East Region

Butler 68, Bucknell 56 (1st rd)
Marquette 59, Davidson 58 (1st rd)
Marquette 74, Butler 72 (2nd rd)

NCAA WOMEN'S TOURNAMENTS

1986: NCAA Final Four

Texas 90, Western Kentucky 65 (semi)
USC 83, Tennessee 59 (national semi)
Texas 97, USC 81 (final)

2016: Lexington Regional

Stanford 90, Notre Dame 84 (semi)
Washington 85, Kentucky 72 (semi)
Washington 85, Stanford 76 (final)

2017: Lexington Regional

Notre Dame 99, Ohio State 76 (semi)
Stanford 77, Texas 66 (semi)
Stanford 76, Notre Dame 75 (final)

2018: Lexington Regional

Oregon State 72, Baylor 67 (semi)
Louisville 86, Stanford 59 (semi)
Louisville 76, Oregon State 43 (final)

OHIO VALLEY CONFERENCE TOURNAMENTS

1992: Tennessee Tech 89, Austin Peay 68 (1st rd)
Eastern Kentucky 88, Tennessee State 67 (1st rd)
Morehead State 81, MTSU 80 (1st rd)
Eastern Kentucky 72, Tennessee Tech 67 (semi)
Murray State 109, Morehead State 77 (semi)
Murray State 81, Eastern Kentucky 60 (final)

1993: Tennessee Tech 97, Morehead State 89 (1st rd)
Murray State 82, Austin Peay 66 (1st rd)
Tennessee State 77, Tennessee Tech 70 (semi)
Murray State 74, Eastern Kentucky 73 (semi)
Tennessee State 82, Murray State 68 (final)

SEC TOURNAMENTS

1982: Vanderbilt 47, Florida 46 (2OT) (1st rd)
 Auburn 38, Mississippi State 36 (OT) (1st rd)
 Alabama 85, Georgia 74 (2nd rd)
 Ole Miss 59, LSU 52 (2nd rd)
 Tennessee 57, Vanderbilt 54 (2nd rd)
 Kentucky 89, Auburn 66 (2nd rd)
 Alabama 56, Tennessee 50 (semi)
 Kentucky 62, Ole Miss 58 (semi)
 Alabama 48, Kentucky 46 (final)

1986: Mississippi State 62, Vanderbilt 54 (1st rd)
 Ole Miss 73, Tennessee 56 (1st rd)
 Alabama 79, Georgia 59 (2nd rd)
 LSU 72, Florida 66 (2nd rd)
 Mississippi State 65, Auburn 63 (2nd rd)
 Kentucky 95, Ole Miss 69 (2nd rd)
 Alabama 77, Mississippi State 65 (semi)
 Kentucky 61, LSU 58 (semi)
 Kentucky 83, Alabama 72 (final)

1993: Alabama 87, South Carolina 79 (1st rd)
 Georgia 87, Mississippi State 56 (1st rd)
 Ole Miss 67, Florida 62 (1st rd)
 Tennessee 78, Auburn 76 (1st rd)
 Vanderbilt 76, Alabama 59 (2nd rd)
 Arkansas 65, Georgia 60 (2nd rd)
 LSU 89, Ole Miss 70 (2nd rd)
 Kentucky 101, Tennessee 40 (2nd rd)
 LSU 72, Vanderbilt 62 (semi)
 Kentucky 92, Arkansas 81 (semi)
 Kentucky 82, LSU 65 (final)



YEAR-BY-YEAR AT ALUMNI GYM

YEAR	W-L	Pct.
1924-25	8-2	.800
1925-26	9-1	.900
1926-27	2-8	.250
1927-28	6-2	.750
1928-29	7-2	.778
1929-30	12-1	.923
1930-31	9-0	1.000
1931-32	10-1	.909
1932-33	10-1	.909
1933-34	10-0	1.000
1934-35	13-0	1.000
1935-36	11-1	.917
1936-37	9-1	.900
1937-38	9-0	1.000
1938-39	9-1	.900

YEAR	W-L	Pct.
1939-40	8-1	.889
1940-41	9-1	.900
1941-42	10-0	1.000
1942-43	8-1	.889
1943-44	8-0	1.000
1944-45	10-0	1.000
1945-46	12-0	1.000
1946-47	17-0	1.000
1947-48	11-0	1.000
1948-49	10-0	1.000
1949-50	10-0	1.000
Totals	247-24	.911

YEAR-BY-YEAR AT MEMORIAL COLISEUM

YEAR	W-L	Pct.
1950-51	14-0	1.000
1951-52	12-0	1.000
1952-53#	-	-
1953-54	14-0	1.000
1954-55	13-1	.929
1955-56	11-2	.909
1956-57*	14-2	.875
1957-58*	14-1	.933
1958-59	14-0	1.000
1959-60	10-3	.769
1960-61	12-2	.857
1961-62	14-2	.875
1962-63	10-5	.667
1963-64	13-1	.929
1964-65	12-2	.857
1965-66	13-0	1.000
1966-67	8-7	.533
1967-68*	14-1	.933

YEAR	W-L	Pct.
1968-69	12-1	.923
1969-70	15-0	1.000
1970-71	12-1	.923
1971-72	12-1	.923
1972-73	11-2	.846
1973-74	9-3	.750
1974-75	12-0	1.000
1975-76	11-1	.917
2008-09!	1-0	1.000
Totals	307-38	.890

#-UK was suspended from play by the NCAA

*-Record includes two NCAA Tournament games

!-NIT game vs. UNLV



YEAR-BY-YEAR AT RUPP ARENA

YEAR	W-L	Pct.
1976-77	12-2	.857
1977-78	16-0	1.000
1978-79	11-4	.733
1979-80	12-3	.800
1980-81	15-0	1.000
1981-82	15-1	.938
1982-83	14-1	.933
1983-84	16-0	1.000
1984-85	11-3	.786
1985-86	18-0	1.000
1986-87	13-2	.867
1987-88	14-2	.875
1988-89	8-6	.571
1989-90	13-2	.867
1990-91	13-0	1.000
1991-92	15-2	.882
1992-93	16-0	1.000
1993-94	13-1	.929
1994-95	12-1	.923
1995-96	13-0	1.000
1996-97	12-1	.923
1997-98	9-3	.750
1998-99	12-1	.923
1999-00	14-0	1.000
2000-01	11-1	.917
2001-02	12-3	.800
2002-03	12-1	.923
2003-04	11-2	.846
2004-05	14-1	.933
2005-06	10-5	.667
2006-07	14-2	.875
2007-08	14-4	.778
2008-09	12-6	.667
2009-10	18-0	1.000
2010-11	15-0	1.000
2011-12	18-0	1.000
2012-13	16-2	.889
2013-14	16-2	.889
2014-15	19-0	1.000
2015-16	17-0	1.000

YEAR	W-L	Pct.
2016-17	15-2	.882
2017-18	16-2	.889
2018-19	17-1	.944
2019-20	16-2	.889
2020-21	5-6	.455
Totals	615-77	.889

KENTUCKY AT HOME THROUGH THE YEARS

HOME ARENA	SEASONS	W-L	Pct.
Pre-Alumni Gym (1903 through 1924)	22	91-46	.664
Alumni Gym (1924-25 through 1949-50)	26	247-24	.911
Memorial Coliseum (1950-51 through 1975-76, 2009)	26*	307-38	.890
Rupp Arena (1976-77 through present)	45	615-77	.889
Totals	119	1,260-185	.872

*UK hosted UNLV in the opening round of the 2009 NIT



KENTUCKY RESULTS IN LOUISVILLE

YEAR	OPPONENT	SCORE	W-L
1907-08	Louisville Coliseum	30-18	L
1913-14	Louisville	26-13	W
1914-15	St. Andrews	50-25	L
	Louisville	26-15	L
1915-16	Louisville	32-24	W
1917-18	Centre	24-12	L
1921-22	Louisville	38-14	W
1936-37	Notre Dame	41-28	L
1938-39	Notre Dame	42-37	L
1940-41	Notre Dame	48-47	L
	Ole Miss [SEC]	62-52	W
	Tulane [SEC]	59-30	W
	Alabama [SEC]	39-37	W
	Tennessee [SEC]	36-33	L
1941-42	Florida [SEC]	42-36	W
	Ole Miss [SEC]	59-32	W
	Auburn [SEC]	40-31	W
	Alabama [SEC]	36-34	W
	Great Lakes	58-47	L
1942-43	Indiana	58-52	L
	Notre Dame	60-55	W
1942-43	Tulane [SEC]	48-31	W
	Georgia [SEC]	59-30	W
	Mississippi State [SEC]	52-43	W
	Tennessee [SEC]	33-30	L
	Great Lakes	53-39	L
1943-44	Indiana	66-41	W
	Notre Dame	55-54	W
	Georgia [SEC]	57-29	W
	LSU [SEC]	55-28	W
	Tulane [SEC]	62-46	W
1944-45	Indiana	61-43	W
	Notre Dame	59-58 ^{OT}	L
	Florida [SEC]	57-35	W
	LSU [SEC]	68-37	W
	Alabama [SEC]	52-41	W
	Tennessee [SEC]	39-35	W
1945-46	Notre Dame	56-47	L
	Auburn [SEC]	69-24	W
	Florida [SEC]	69-32	W
	Alabama [SEC]	59-30	W
	LSU [SEC]	59-36	W
	Temple	54-43	W
1946-47	DePaul	65-45	W
	Notre Dame	60-30	W
	Vanderbilt [SEC]	98-29	W
	Auburn [SEC]	84-18	W
	Georgia Tech [SEC]	75-53	W
	Tulane [SEC]	55-38	W
1946-47	Temple	68-29	W
1947-48	DePaul	74-50	W

YEAR	OPPONENT	SCORE	W-L
	Creighton	65-23	W
	Temple	58-38	W
	Florida [SEC]	87-31	W
	LSU [SEC]	63-47	W
	Tennessee [SEC]	70-47	W
	Georgia Tech [SEC]	54-43	W
1948-49	DePaul	67-36	W
	Tulane	51-47	W
	Notre Dame	62-38	W
	Florida [SEC]	73-36	W
	Auburn [SEC]	70-39	W
	Tennessee [SEC]	83-44	W
	Tulane [SEC]	68-52	W
1949-50	DePaul	49-47	W
	Miss. State [SEC]	56-46	W
	Georgia [SEC]	79-63	W
	Tennessee [SEC]	95-58	W
1950-51	Mississippi State [SEC]	92-70	W
	Auburn [SEC]	84-54	W
	Georgia Tech [SEC]	82-56	W
	Vanderbilt [SEC]	61-57	L
1951-52	Georgia	95-55	W
	Georgia Tech [SEC]	80-59	W
	Tulane [SEC]	85-61	W
	Tennessee [SEC]	81-66	W
	LSU [SEC]	44-43	W
1953-54	Georgia Tech	99-48	W
1955-56	Georgia	143-66	W

FREEDOM HALL ERA

YEAR	OPPONENT	SCORE	W-L
1957-58	Temple [NCAA]	61-60	W
	Seattle [NCAA]	84-72	W
1958-59	Illinois	76-75	W
1959-60	Temple	97-92	W
1960-61	Notre Dame	68-62	W
	Morehead [NCAA]	71-64	W
	Ohio State [NCAA]	87-74	L
1961-62	Notre Dame	100-53	W
1962-63	Notre Dame	78-70	W
1963-64	Notre Dame	101-81	W
1964-65	Notre Dame	111-97	L
1965-66	Notre Dame	103-69	W
1966-67	Notre Dame	96-85	W
1967-68	Notre Dame	81-73	W
1968-69	Notre Dame	110-90	W
1969-70	Notre Dame	102-100	W
1970-71	Notre Dame	99-92	L
1971-72	Indiana	90-89 ^{2OT}	L
	Notre Dame	83-67	W
1972-73	North Carolina	78-70	L



YEAR	OPPONENT	SCORE	W-L
	Notre Dame	65-63	W
1973-74	Indiana	77-68	L
	Notre Dame	94-79	L
1974-75	North Carolina	90-78	W
	Kansas	100-63	W
	Notre Dame	113-96	W
1975-76	Indiana	77-68 ^{OT}	L
	Notre Dame	79-77	W
1976-77	Notre Dame	102-78	W
	Florida State	97-57	W
1977-78	Notre Dame	73-68	W
1978-79	Notre Dame	81-76	W
1979-80	Notre Dame	86-80	W
1980-81	Notre Dame	67-61	L
1981-82	Notre Dame	34-28 ^{OT}	W
1982-83	Kansas	83-62	W
1983-84	Purdue	86-67	W
1984-85	Louisville	71-64	L
	Kansas	92-89	W
1985-86	VMI	93-55	W
1986-87	Louisville	85-51	W
	Georgia	69-65	L
1987-88	Notre Dame	78-69	W
1988-89	Austin Peay	85-77	W
	Louisville	97-75	L
1989-90	North Carolina	121-110	L
1990-91	Western Kentucky	84-70	W
	Louisville	93-85	W
1991-92	Morehead State	101-84	W
1992-93	Louisville	88-68	W
	Indiana	81-78	W
1993-94	Ole Miss	98-64	W
1994-95	Indiana	73-70	W
	Louisville	88-86	L
1995-96	Marshall	118-99	W
1996-97	Indiana	99-65	W
	Louisville	74-54	W
1997-98	Alabama	70-67	W
1998-99	Indiana	70-61 ^{OT}	W
	Louisville	83-74	L
1999-00	Georgia Tech	80-71	W
2000-01	Indiana	88-74	W
	Louisville	64-62	W
2001-02	Tulane	101-67	W
2002-03	Indiana	70-64	W
	Louisville	81-63	L
2003-04	Austin Peay	61-53	W
2004-05	Indiana	73-58	W
	Louisville	60-58	W
2005-06	Iona	73-67	W
2006-07	Chattanooga	79-63	W
	Louisville	61-49	W
2007-08	UAB	79-76	L
2008-09	Appalachian State	93-69	W
	Louisville	74-71	L

YEAR	OPPONENT	SCORE	W-L
2009-10	UNC Asheville	94-57	W
2010-11	Notre Dame	72-58	W
2011-12	Arkansas-Little Rock	73-51	W

KFC YUM! CENTER ERA

YEAR	OPPONENT	SCORE	W-L
2010-11	Louisville	78-63	W
2011-12	WKU [NCAA]	81-66	W
	Iowa St. [NCAA]	87-71	W
2012-13	Louisville	80-77	L
2014-15	Louisville	58-50	W
	Hampton [NCAA]	79-56	W
	Cincinnati [NCAA]	64-51	W
2016-17	Louisville	73-70	L
2018-19	Louisville	71-58	W
2020-21	Louisville	62-59	L

Freedom Hall record: 60-18

KFC YUM! Center record: 7-3

UK's overall record in Louisville: 131-36



WILDCATS IN THE NBA

- ADEBAYO, Bam – Miami Heat (2018-21)**
- ANDERSON, Derek – Cleveland Cavaliers (1998-99), Los Angeles Clippers (2000), San Antonio Spurs (2001), Portland Trail Blazers (2002-05), Houston Rockets (2006), Miami Heat (2006), Charlotte Bobcats (2007-08)**
- AZUBUIKE, Kelenna – Golden State Warriors (2007-10), New York Knicks (2011), Dallas Mavericks (2012)**
- BARKER, Cliff – Indianapolis Olympians (1950-52)**
- BEARD, Ralph – Indianapolis Olympians (1950-51)**
- BENNETT, Winston – Cleveland Cavaliers (1990-92), Miami Heat (1992)**
- BIRD, Jerry – New York Knicks (1959)**
- BLEDSEOE, Eric – Los Angeles Clippers (2011-13), Phoenix Suns (2014-18), Milwaukee Bucks (2018-20), New Orleans Pelicans (2021)**
- BOGANS, Keith – Orlando Magic (2004), Charlotte Bobcats (2005-06), Houston Rockets (2006), Orlando Magic (2007-09), Milwaukee Bucks (2009), San Antonio Spurs (2010), Chicago Bulls (2011), New Jersey/Brooklyn Nets (2012-13), Boston Celtics (2014)**
- BOOKER, Devin – Phoenix Suns (2016-21)**
- BOWIE, Sam – Portland Trail Blazers (1985-89), New Jersey Nets (1990-93), Los Angeles Lakers (1994-95)**
- BRISCOE, Isaiah – Orlando Magic (2019)**
- BURROW, Bob – Rochester Royals (1957), Minneapolis Lakers (1958)**
- CAULEY-STEIN, Willie – Sacramento Kings (2016-19), Golden State Warriors (2020), Dallas Mavericks (2020-21)**
- CHAPMAN, Rex – Charlotte Hornets (1989-92), Washington Bullets (1992-95), Miami Heat (1996), Phoenix Suns (1997-2000)**
- CLUGGISH, Bob – New York Knicks (1947)**
- CONLEY, Larry – Kentucky Colonels [ABA] (1968)**
- CONNER, Jimmy Dan – Kentucky Colonels [ABA] (1976)**
- COUSINS, DeMarcus – Sacramento Kings (2011-17), New Orleans Pelicans (2017-18), Golden State Warriors (2019), Los Angeles Lakers (2020), Houston Rockets (2021), Los Angeles Clippers (2021)**
- COX, Johnny – Chicago Zephyrs (1963)**
- CRAWFORD, Joe – New York Knick (2009)**
- DAMPIER, Louie – Kentucky Colonels [ABA] (1968-76), San Antonio Spurs (1977-79)**
- DANIELS, Erik – Sacramento Kings (2005)**
- DAVIS, Anthony – New Orleans Pelicans (2013-19), Los Angeles Lakers (2020-21)**
- DELK, Tony – Charlotte Hornets (1997-98), Golden State Warriors (1998-99), Sacramento Kings (2000), Phoenix Suns (2000-01), Boston Celtics (2002-03), Dallas Mavericks (2004), Atlanta Hawks (2005-06), Detroit Pistons (2006)**
- DIALLO, Hamidou – Oklahoma City Thunder (2019-21), Detroit Pistons (2021)**
- FEIGENBAUM, George – Baltimore Bullets (1950), Milwaukee Hawks (1953)**
- FITCH, Gerald – Miami Heat (2006)**
- FLYNN, Mike – Indiana Pacers (1976-78) [ABA in 1976]**
- FOX, De'Aaron – Sacramento Kings (2018-21)**
- GABRIEL, Wenyen – Sacramento Kings (2019-20), Portland Trail Blazers (2020), New Orleans Pelicans (2021)**
- GILGEIOUS-ALEXANDER, Shai – Los Angeles Clippers (2019), Oklahoma City Thunder (2020-21)**
- GIVENS, Jack – Atlanta Hawks (1979-80)**
- GOODWIN, Archie – Phoenix Suns (2014-17), New Orleans Pelicans (2017), Brooklyn Nets (2017)**
- GREVEY, Kevin – Washington Bullets (1976-83), Milwaukee Bucks (1984-85)**
- GROZA, Alex – Indianapolis Olympians (1950-51)**
- HAGAN, Cliff – St. Louis Hawks (1957-66), Dallas Chaparrals [ABA] (1968-70)**
- HAGANS, Ashton - Minnesota Timberwolves (2021)**
- HANSON, Reggie – Boston Celtics (1998)**
- HARRELLSON, Josh – New York Knicks (2012), Miami Heat (2013), Detroit Pistons (2014)**
- HARRISON, Aaron – Charlotte Hornets (2016-17), Dallas Mavericks (2018)**
- HARRISON, Andrew – Memphis Grizzlies (2017-19), Cleveland Cavaliers (2019), New Orleans Pelicans (2019)**
- HATTON, Vernon – Cincinnati Royals (1959), Philadelphia Warriors (1959-61), St. Louis Hawks (1962)**
- HAYES, Chuck – Houston Rockets (2005-11), Sacramento Kings (2012-13), Toronto Raptors (2014-15)**
- HERRO, Tyler – Miami Heat (2020-21)**
- HOLLAND, Joe – Indianapolis Olympians (1950-52)**
- HUMPHRIES, Isaac – Atlanta Hawks (2019)**
- ISSEL, Dan – Kentucky Colonels [ABA] (1971-75), Denver Nuggets (1976-85) [ABA in 1976]**
- JOHNSON, Dakari – Oklahoma City Thunder (2018)**
- JOHNSON, Keldon – San Antonio Spurs (2020-21)**
- JOHNSON, Larry – Buffalo Braves (1978)**
- JONES, Terrence – Houston Rockets (2013-16, 19), New Orleans Pelicans (2017), Milwaukee Bucks (2017)**
- JONES, Wah Wah – Indianapolis Olympians (1950-52)**
- KANTER, Enes – Utah Jazz (2012-15), Oklahoma City Thunder (2015-17), New York Knicks (2018-19), Portland Trail Blazers (2019), Boston Celtics (2020), Portland Trail Blazers (2021)**
- KIDD-GILCHRIST, Michael – Charlotte Hornets (2013-20), Dallas Mavericks (2020)**
- KNIGHT, Brandon – Detroit Pistons (2012-13), Milwaukee Bucks (2014-15), Phoenix Suns (2015-18), Houston Rockets (2019), Cleveland Cavaliers (2010-20), Detroit Pistons (2020)**
- KNOX II, Kevin – New York Knicks (2019-21)**
- KRON, Tommy – St. Louis Hawks (1967), Seattle Supersonics (1968-69), Kentucky Colonels [ABA] (1970)**
- LABISSIERE, Skal – Sacramento Kings (2017-19), Portland Trail Blazers (2019-20), Atlanta Hawks (2020)**
- LAMB, Doron – Milwaukee Bucks (2013), Orlando Magic (2013-14)**
- LIGGINS, DeAndre – Orlando Magic (2012), Oklahoma City Thunder (2013), Cleveland Cavaliers (2017), Dallas Mavericks (2017), Milwaukee Bucks (2018), New Orleans Pelicans (2018)**
- LOCK, Rob – Los Angeles Clippers (1989)**
- LYLES, Trey – Utah Jazz (2016-17), Denver Nuggets (2018-19), San Antonio Spurs (2020-21)**
- MACY, Kyle – Phoenix Suns (1981-85), Chicago Bulls (1986), Indiana Pacers (1987)**
- MAGLOIRE, Jamaal – Charlotte/New Orleans Hornets (2001-05), Milwaukee Bucks (2006), Portland Trailblazers (2007), New Jersey Nets (2008), Dallas Mavericks (2008), Miami Heat (2009-11), Toronto Raptors (2012)**
- MASHBURN, Jamal – Dallas Mavericks (1994-97), Miami Heat (1997-2000), Charlotte/New Orleans Hornets (2001-04)**
- MAXEY, Tyrese – Philadelphia 76ers (2021)**
- MCCARTY, Walter – New York Knicks (1997), Boston Celtics (1998-2005), Phoenix Suns (2005), Los Angeles Clippers (2006)**
- MEEKS, Jodie – Milwaukee Bucks (2010), Philadelphia 76ers (2010-12), Los Angeles Lakers (2013-14), Detroit Pistons (2015-16), Orlando Magic (2017), Washington Wizards (2018), Toronto Raptors (2019)**
- MERCER, Ron – Boston Celtics (1998-99),**

**WILDCAT NBA CHAMPIONS**

ANDERSON, Derek – Miami Heat (2006)
 DAVIS, Anthony – Los Angeles Lakers (2020)
 GREVEY, Kevin – Washington Bullets (1978)
 HAGAN, Cliff – St. Louis Hawks (1958)
 MEEKS, Jodie - Toronto Raptors (2019)
 MOHAMMED, Nazr – San Antonio Spurs (2005)
 NOEL, Paul – Rochester Royals (1951)
 PRINCE, Tayshaun – Detroit Pistons (2004)
 RAMSEY, Frank – Boston Celtics (1957, '59, '60-'64)
 RILEY, Pat – Los Angeles Lakers (1972; Coach-1982, '85, '87, '88); Miami Heat (Coach-2006)
 ROBEY, Rick – Boston Celtics (1981)
 RONDO, Rajon – Boston Celtics (2008); Los Angeles Lakers (2020)
 STEELE, Larry – Portland Trailblazers (1977)
 TSIOROPOULOS, Lou – Boston Celtics (1957, '59)
 WALKER, Antoine – Miami Heat (2006)

Champions include former UK players who were either the head coach or a member of the winning team

Denver Nuggets (2000), Orlando Magic (2000), Chicago Bulls (2001-02), Indiana Pacers (2002-03), San Antonio Spurs (2004), New Jersey Nets (2005)
MILLER, Darius – New Orleans Pelicans (2013-15, 2018-20), Oklahoma City Thunder (2021)
 MINNIFIELD, Dirk – Cleveland Cavaliers (1986-87), Houston Rockets (1987), Golden State Warriors (1988), Boston Celtics (1988)
 MOHAMMED, Nazr – Philadelphia 76ers (1999-2001), Atlanta Hawks (2001-04), New York Knicks (2004-05), San Antonio Spurs (2005-06), Detroit Pistons (2007-08), Charlotte Bobcats (2008-11), Oklahoma City Thunder (2011-12), Chicago Bulls (2013-15), Oklahoma City Thunder (2016)
MONK, Malik – Charlotte Hornets (2018-21)
 MORRIS, Randolph – New York Knicks (2007-08), Atlanta Hawks (2009-10)
MULDER, Mychal – Golden State Warriors (2020-21)
MURRAY, Jamal – Denver Nuggets (2017-21)
 NASH, Cotton – Los Angeles Lakers (1965), San Francisco Warriors (1965), Kentucky Colonels [ABA] (1968)
NOEL, Nerlens – Philadelphia 76ers (2014-17), Dallas Mavericks (2017-18), Oklahoma City Thunder (2019-20), New York Knicks (2021)
 NOEL, Paul – New York Knicks (1948-50), Rochester Royals (1951-52)
 ORTON, Daniel – Orlando Magic (2011-12), Oklahoma City Thunder (2013), Philadelphia 76ers (2014)
 PADGETT, Scott – Utah Jazz (2000-03), Houston Rockets (2004-05), New Jersey Nets (2006)
PATTERSON, Patrick – Houston Rockets (2011-13), Sacramento Kings (2013), Toronto Raptors (2014-17), Oklahoma City Thunder (2018-19), Los Angeles Clippers (2020-21)
 PARKINSON, Jack – Indianapolis Olympians (1950)
 PAYNE, Tom – Atlanta Hawks (1972)
 POPE, Mark – Indiana Pacers (1998-99), Milwaukee Bucks (2001-02), Denver Nuggets (2004-05)
 POYTHRESS, Alex – Philadelphia 76ers (2007), Indiana Pacers (2018), Atlanta Hawks (2019)
 PRATT, Mike – Kentucky Colonels [ABA] (1971-72)
 PRINCE, Tayshaun – Detroit Pistons (2003-13, 15), Memphis Grizzlies (2013-15), Boston Celtics (2015), Minnesota Timberwolves (2016)
QUICKLEY, Immanuel – New York Knicks (2021)
 RAMSEY, Frank – Boston Celtics (1955-64)
RANDLE, Julius – Los Angeles Lakers

(2015-18), New Orleans Pelicans (2019), New York Knicks (2020-21)
RICHARDS, Nick – Charlotte Hornets (2021)
 RILEY, Pat – San Diego Rockets (1968-70), Los Angeles Lakers (1971-76), Phoenix Suns (1976)
 ROBEY, Rick – Indiana Pacers (1979), Boston Celtics (1979-83), Phoenix Suns (1984-86)
 ROLLINS, Kenny – Chicago Stags (1949-50), Boston Celtics (1953)
RONDO, Rajon – Boston Celtics (2007-15), Dallas Mavericks (2015), Sacramento Kings (2016), Chicago Bulls (2017), New Orleans Pelicans (2018), Los Angeles Lakers (2019-20), Atlanta Hawks (2021), Los Angeles Clippers (2021)

SHEPPARD, Jeff – Atlanta Hawks (1999)
 SMITH, Adrian – Cincinnati Royals (1962-70), San Francisco Warriors (1970-71), Virginia Squires [ABA] (1972)
 STEELE, Larry – Portland Trail Blazers (1972-80)
 TEAGUE, Marquis – Chicago Bulls (2013), Brooklyn Nets (2014), Memphis Grizzlies (2018)
 TINGLE, Jack – Washington Capitols (1948), Minneapolis Lakers (1949)
TOWNS, Karl-Anthony – Minnesota Timberwolves (2016-21)
 TSIOROPOULOS, Lou – Boston Celtics (1957-59)
 TURNER, Wayne – Boston Celtics (2000)
 TURPIN, Melvin – Cleveland Cavaliers (1985-87), Utah Jazz (1988), Washington Bullets (1990)
 ULIS, Tyler – Phoenix Suns (2017-18), Chicago Bulls (2019)
VANDERBILT, Jarred – Denver Nuggets (2019-20), Minnesota Timberwolves (2020-21)
 WALKER, Antoine – Boston Celtics (1997-2003, 2005), Dallas Mavericks

(2004), Atlanta Hawks (2005), Miami Heat (2006-07), Minneapolis Timberwolves (2008), Memphis Grizzlies (2009)
 WALKER, Kenny – New York Knicks (1987-91), Washington Bullets (1994-95)
WALL, John – Washington Wizards (2011-20), Houston Rockets (2021)
WASHINGTON, PJ – Charlotte Hornets (2020-21)
 WATSON, Bobby – Milwaukee Hawks (1955)
 WHITAKER, Lucian – Boston Celtics (1955)
 YOUNG, James – Boston Celtics (2015-17), Philadelphia 76ers (2018)

Bold indicates who was on a roster during the 2020-21 season



KENTUCKY IN THE NBA DRAFT

YEAR	RND	PICK	NAME	TEAM	YEAR	RND	PICK	NAME	TEAM
1947			Jack Tingle	Washington Capitols	1979	1	22	Kyle Macy	Phoenix Suns
1948			Joe Holland	Baltimore Bullets		6	111	Truman Claytor	Detroit Pistons
			Jack Parkinson	Washington Capitols	1980	5	101	LaVon Williams	Cleveland Cavaliers
			Kenny Rollins	Fort Wayne Pistons		9	183	Jay Sidler	Chicago Bulls
1949	1	2	Alex Groza	Indianapolis Olympians	1981	6	147	Fred Cowan	Houston Rockets
	1	8	Wah Wah Jones	Washington Capitols	1982	7	145	Chuck Verderber	Chicago Bulls
	2		Ralph Beard	Chicago Stags	1983	2	33	Dirk Minniefield	Dallas Mavericks
	5		Cliff Barker	Indianapolis Olympians		3	67	Derrick Hord	Cleveland Cavaliers
1950	4		Jim Line	Indianapolis Olympians		6	134	Charles Hurt	Milwaukee Bucks
	7		Dale Barnstable	Boston Celtics	1984	1	2	Sam Bowie	Portland Trail Blazers
1952			Bobby Watson	Milwaukee Hawks		1	6	Melvin Turpin	Washington Bullets
			Lucian Whitaker	Indianapolis Olympians		4	81	Dickey Beal	Atlanta Hawks
1953	1	5	Frank Ramsey	Boston Celtics		6	127	Jim Master	Atlanta Hawks
	3	13	Cliff Hagan	Boston Celtics		8	163	Tom Heitz	Indiana Pacers
	7	24	Lou Tsioropoulos	Boston Celtics	1986	1	5	Kenny Walker	New York Knicks
1955	5	32	Billy Evans	Rochester Royals		5	115	Roger Harden	Los Angeles Lakers
1956			Jerry Bird	Minneapolis Lakers	1987	5	94	James Blackmon	New Jersey Nets
			Bob Burrow	Rochester Royals	1988	1	8	Rex Chapman	Charlotte Hornets
			Phil Grawemeyer	Minneapolis Lakers		3	51	Rob Lock	Los Angeles Clippers
1957	10	73	Gerry Calvert	Philadelphia Warriors		3	60	Ed Davender	Washington Bullets
1958	2	9	Vernon Hattton	Cincinnati Royals		3	64	Winston Bennett	Cleveland Cavaliers
	4	27	Johnny Cox*	New York Knicks	1993	1	4	Jamal Mashburn	Dallas Mavericks
	15	85	Adrian Smith	Cincinnati Royals	1994	2	31	Rodney Dent	Orlando Magic
1959	4	28	Johnny Cox*	New York Knicks	1996	1	6	Antoine Walker	Boston Celtics
1960	4	32	Sid Cohen	Boston Celtics		1	16	Tony Delk	Charlotte Hornets
	6	48	Roger Newman*	Boston Celtics		1	19	Walter McCarty	New York Knicks
	7	53	Bennie Coffman	Syracuse Nationals		2	52	Mark Pope	Indiana Pacers
	18	96	Don Mills	Cincinnati Royals	1997	1	6	Ron Mercer	Boston Celtics
1961	5	45	Billy Ray Lickert	Los Angeles Lakers		1	13	Derek Anderson	Cleveland Cavaliers
	5	64	Roger Newman*	Syracuse Nationals	1998	1	29	Nazr Mohammed	Utah Jazz
	13	102	Ned Jennings	New York Knicks	1999	1	28	Scott Padgett	Utah Jazz
1962	8	61	Larry Pursiful	Chicago Zephyrs	2000	1	19	Jamaal Magloire	Charlotte Hornets
1964	2	12	Cotton Nash	Los Angeles Lakers	2002	1	23	Tayshaun Prince	Detroit Pistons
1966	3	24	Tommy Kron	St. Louis Hawks	2003	2	43	Keith Bogans	Milwaukee Bucks
1967	1	7	Pat Riley	San Diego Rockets	2006	1	21	Rajon Rondo	Phoenix Suns
	4	38	Louie Dampier	Cincinnati Royals	2008	2	58	Joe Crawford	Los Angeles Lakers
1968	5	60	Thad Jaracz	Boston Celtics	2009	2	41	Jodie Meeks	Milwaukee Bucks
	9	119	Cliff Berger	Milwaukee Bucks	2010	1	1	John Wall	Washington Wizards
1969	10	139	Phil Argento	Los Angeles Lakers		1	5	DeMarcus Cousins	Sacramento Kings
1970	8	122	Dan Issel	Detroit Pistons		1	14	Patrick Patterson	Houston Rockets
	8	130	Mike Casey	Chicago Bulls		1	18	Eric Bledsoe	Oklahoma City Thunder
1971	1	2	Tom Payne**	Atlanta Hawks		1	29	Daniel Orton	Orlando Magic
	3	37	Larry Steele	Portland Trail Blazers	2011	1	3	Enes Kanter	Utah Jazz
	10	163	Jim Dinwiddie	Philadelphia 76ers		1	8	Brandon Knight	Detroit Pistons
1972	6	83	Tom Parker	Cleveland Cavaliers		2	45	Josh Harrellson	New Orleans Hornets
	10	146	Kent Hollenbeck	Detroit Pistons		2	53	DeAndre Liggins	Orlando Magic
1973	7	107	Jim Andrews	Seattle Supersonics	2012	1	1	Anthony Davis	New Orleans Hornets
1975	1	18	Kevin Grevey	Washington Bullets		1	2	Michael Kidd-Gilchrist	Charlotte Bobcats
	2	36	Jimmy Dan Conner	Phoenix Suns		1	18	Terrence Jones	Houston Rockets
	3	49	Bob Guyette	K.C.-Omaha Kings		1	29	Marquies Teague	Chicago Bulls
	7	113	Mike Flynn	Philadelphia 76ers		2	42	Doron Lamb	Milwaukee Bucks
1977	2	24	Larry Johnson	Buffalo Braves		2	46	Darius Miller	New Orleans Hornets
1978	1	3	Rick Robey	Indiana Pacers	2013	1	6	Nerlens Noel	New Orleans Pelicans
	1	16	Jack Givens	Atlanta Hawks		1	29	Archie Goodwin	Oklahoma City Thunder
	2	39	James Lee	Seattle Supersonics	2014	1	7	Julius Randle	Los Angeles Lakers
	3	45	Mike Phillips	New Jersey Nets		1	17	James Young	Boston Celtics



YEAR	RND	PICK	NAME	TEAM
2015	1	1	Karl-Anthony Towns	Minnesota Timberwolves
	1	6	Willie Cauley-Stein	Sacramento Kings
	1	12	Trey Lyles	Utah Jazz
	1	13	Devin Booker	Phoenix Suns
	2	44	Andrew Harrison	Phoenix Suns
	2	48	Dakari Johnson	Oklahoma City Thunder
2016	1	7	Jamal Murray	Denver Nuggets
	1	28	Skal Labissiere	Phoenix Suns
	2	34	Tyler Ulis	Phoenix Suns
2017	1	5	De'Aaron Fox	Sacramento Kings
	1	11	Malik Monk	Charlotte Hornets
	1	14	Bam Adebayo	Miami Heat
2018	1	9	Kevin Knox	New York Knicks
	1	11	Shai Gilgeous-Alexander	Charlotte Hornets
	2	41	Jarred Vanderbilt	Orlando Magic
	2	45	Hamidou Diallo	Brooklyn Nets
2019	1	12	PJ Washington	Charlotte Hornets
	1	13	Tyler Herro	Miami Heat
	1	29	Keldon Johnson	San Antonio Spurs
2020	1	21	Tyrese Maxey	Philadelphia 76ers
	1	25	Immanuel Quickley	Oklahoma City Thunder
	2	42	Nick Richards	New Orleans Pelicans
2021	1	22	Isaiah Jackson	Los Angeles Lakers
	2	51	Brandon Boston Jr.	Memphis Grizzlies

*-1st instance of name signifies junior-eligible draft

**-Selected second overall in 1971 NBA supplemental hardship draft



NBA AWARD WINNERS

ALL-NBA TEAM

DeMarcus Cousins	2015 (2nd), 16 (2nd)
Anthony Davis	2015 (1st), 17 (1st), 18 (1st), 20 (1st)
Ralph Beard	1950 (2nd), 51 (1st)
Alex Groza	1950 (1st), 51 (1st)
Cliff Hagan	1958 (2nd), 59 (2nd)
Jamal Mashburn	2003 (3rd)
Julius Randle	2021 (2nd)
Rajon Rondo	2012 (3rd)
Karl-Anthony Towns	2018 (3rd)
John Wall	2017 (3rd)

NBA ALL-ROOKIE TEAM

Derek Anderson	1998 (2nd)
Eric Bledsoe	2011 (2nd)
Devin Booker	2016 (1st)
Sam Bowie	1985 (1st)
Willie Cauley-Stein	2016 (2nd)
DeMarcus Cousins	2011 (1st)
Rex Chapman	1989 (2nd)
Anthony Davis	2013 (1st)
Shai Gilgeous-Alexander	2019 (2nd)
Michael Kidd-Gilchrist	2013 (2nd)
Tyler Herro	2020 (2nd)
Brandon Knight	2012 (1st)
Jamal Mashburn	1994 (1st)
Ron Mercer	1998 (1st)
Jamal Murray	2017 (2nd)
Nerlens Noel	2015 (1st)
Immanuel Quickley	2021 (2nd)
Rajon Rondo	2007 (2nd)
Karl-Anthony Towns	2016 (1st)
Antoine Walker	1997 (1st)
John Wall	2011 (1st)
PJ Washington	2020 (2nd)

NBA ALL-DEFENSIVE TEAM

Bam Adebayo	2020 (2nd), 21 (2nd)
Eric Bledsoe	2019 (1st), 20 (2nd)
Anthony Davis	2015 (2nd), 2017 (2nd), 18 (1st), 20 (1st)
Tayshaun Prince	2005 (2nd), 06 (2nd)
	2007 (2nd), 08 (2nd)
Rajon Rondo	2009 (2nd), 10 (1st)
	2011 (1st), 12 (2nd)
John Wall	2015 (2nd)

NBA ROOKIE OF THE YEAR

Karl-Anthony Towns (unanimous)	2016
--------------------------------	------

NBA CARES SEASONLONG COMMUNITY ASSIST AWARD

Devin Booker	2021
John Wall	2016

NBA CARES OFFSEASON COMMUNITY ASSIST AWARD

DeMarcus Cousins	2017
------------------	------

NBA COACH OF THE YEAR

Dwane Casey (Toronto Raptors)	2018
Pat Riley (Los Angeles Lakers)	1990

Pat Riley (New York Knicks)	1993
Pat Riley (Miami Heat)	1997

NBA EXECUTIVE OF THE YEAR

Pat Riley (Miami Heat)	2011
------------------------	------

NBA J. WALTER KENNEDY CITIZENSHIP AWARD

Dan Issel	1985
-----------	------

NBA ALL-STAR TEAM SELECTIONS

Bam Adebayo	2020
Ralph Beard	1951
Devin Booker	2020, 21
DeMarcus Cousins	2015, 16, 17, 18
Anthony Davis	2014, 15, 16, 17, 18, 19, 20, 21
Alex Groza	1951
Cliff Hagan	1958, 59, 60, 61, 62, 68 (ABA)
Dan Issel	1971 (ABA), 72 (ABA), 73 (ABA)
	1974 (ABA), 75 (ABA), 76 (ABA), 77
Jamaal Magloire	2004
Jamal Mashburn	2003
Julius Randle	2021
Rajon Rondo	2010, 11, 12, 13
Adrian Smith	1966
Karl-Anthony Towns	2018, 19
Antoine Walker	1998, 2002, 03
John Wall	2014, 15, 16, 17, 18

NBA ALL-STAR MVP

Anthony Davis	2017
Adrian Smith	1966

NBA SLAM DUNK CONTEST WINNERS

Hamidou Diallo	2019
Kenny Walker	1989
John Wall	2014

NBA SKILLS CHALLENGE WINNERS

Bam Adebayo	2020
Karl-Anthony Towns	2016

NBA 3-POINT CONTEST WINNERS

Devin Booker	2018
--------------	------

NBA ALL-STAR WEEKEND SLAM DUNK CONTEST PARTICIPANTS

Eric Bledsoe	2013
Rex Chapman	1990, 91
Hamidou Diallo	2019
Kenny Walker	1989, 90
John Wall	2014

NBA ALL-STAR WEEKEND 3-POINT SHOOTING CONTEST PARTICIPANTS

Devin Booker	2016, 18, 19, 20
Kyle Macy	1986
Antoine Walker	2003

NBA ALL-STAR WEEKEND SKILLS CHALLENGE PARTICIPANTS

Bam Adebayo	2020
-------------	------



Devin Booker	2017
DeMarcus Cousins	2016, 17
Anthony Davis	2016, 17
De'Aaron Fox	2019
Shai Gilgeous-Alexander	2020
Brandon Knight	2013, 15
Jamal Murray	2018
Julius Randle	2021
Rajon Rondo	2012
Karl-Anthony Towns	2016
John Wall	2011, 12, 17

NBA ALL-STAR WEEKEND RISING STARS PARTICIPANTS

Derek Anderson	1998
Devin Booker	2016, 17
Eric Bledsoe	2011
DeMarcus Cousins	2011, 12
Anthony Davis	2013, 14
De'Aaron Fox	2018, 19
Shai Gilgeous-Alexander	2019, 20
Tyler Herro	2020, 21
Keldon Johnson	2021
Terrence Jones	2014
Michael Kidd-Gilchrist	2013
Brandon Knight	2012, 13
Kevin Knox	2019
Trey Lyles	2016, 17
Jamal Mashburn	1994
Ron Mercer	1998
Mychal Mulder	2021
Jamal Murray	2017, 18
Nerlens Noel	2015, 16
Tayschaun Prince	2004
Rajon Rondo	2008
Karl-Anthony Towns	2016, 17
John Wall	2011, 12
Antoine Walker	1997
PJ Washington	2020

NBA ALL-STAR WEEKEND RISING STARS MVP

Jamal Murray	2017
John Wall	2011

NBA PLAYER OF THE MONTH

Devin Booker	2021 (February)
Anthony Davis	2018 (February, March)
Jamaal Magloire	2004 (April)
Jamal Mashburn	2003 (February)
Julius Randle	2021 (April)
John Wall	2016 (December); 2017 (December)
Antoine Walker	2002 (December)

NBA ROOKIE OF THE MONTH

Michael Kidd-Gilchrist	2013 (November)
Kevin Knox	2018 (December)
Jamal Murray	2017 (November)
Karl-Anthony Towns	2016 (November, December, January, February, March, April)
Tyler Ulis	2017 (April)
John Wall	2011 (January, February, March, April)



YEAR-BY-YEAR TEAM STATISTICS

	G	FG-FGA	FG%	3FG-3FGA	3FG%	FT-FTA	FT%	REB-AVG	PF-D	A	TO	BS	ST	PTS	AVG
1944-45	UK 26	591				282			367					1464	56.3
1945-46	UK 30	725				371-613	.605		469					1821	60.7
(28-2)	Opp 30													1194	39.8
1946-47	UK 37	1011-3232	31.5			500-781	.640		682					2536	68.5
(34-3)	Opp 37													1416	38.3
1947-48	UK 39	1082-3465	31.2			526-841	.625		764					2690	69.0
(36-3)	Opp 39		23.2											1730	44.4
1948-49	UK 34	903-2756	32.8			514-728	70.6		636					2320	68.2
(28-2)	Opp 34	538-2216	24.3			454-756	60.1		635					1530	45.0
1949-50	UK 30	823-2485	33.1			443-673	65.8		604					2089	69.6
(25-5)	Opp 30	625-2270	27.5			446-725	61.5		558					1696	56.5
1950-51	UK 34	1029-3013	34.2			482-744	64.8	2109-62.0	648	471				2540	74.7
(32-2)	Opp 34	656-2422	27.0			471-786	59.9	1357-39.9	623	265				1783	52.4
1951-52	UK 32	1043-2829	36.9			549-865	63.5	1817-56.8	707	497				2635	82.3
(28-2)	Opp 32	658-2219	29.7			458-786	58.3	1164-36.4	731	188				1774	55.4
1952-53	No Schedule (Under Suspension by NCAA)														
1953-54	UK 25	829-2162	38.3			529-780	67.8	1318-52.7	582-35					2187	87.5
(25-0)	Opp 25	481-1574	30.6			546-872	62.6	851-34.0	500-27					1508	60.3
1954-55	UK 26	781-2123	36.8			425-675	63.0	1680-64.6	481					1987	76.4
(23-3)	Opp 26	527-1741	30.3			534-824	64.8	1120-43.1	400					1588	61.1
1955-56	UK 26	826-2078	41.5			473-729	64.9	1502-57.8	490					2197	84.5
(20-6)	Opp 26	628-1750	35.9			546-828	65.9	1094-42.1	548					1802	69.3
1956-57	UK 28	889-2191	40.6			579-829	69.8	1550-55.4	524					2357	84.2
(23-5)	Opp 28	673-1971	34.1			607-883	68.7	1109-39.6	478					1953	69.8
1957-58	UK 29	832-2223	37.3			502-680	73.8	1562-53.9	474					2166	74.7
(23-6)	Opp 29	690-1945	35.5			437-635	68.8	1227-42.3	494					1817	62.7
1958-59	UK 27	778-1922	40.5			570-758	75.2	1361-50.4	513					2126	78.7
(24-3)	Opp 27	623-1687	36.9			491-720	68.2	1117-41.4	539					1737	64.3
1959-60	UK 25	667-1741	38.3			504-700	72.0	1317-52.7	502					1838	73.5
(18-7)	Opp 25	559-1547	36.1			524-725	72.3	1142-45.7	509					1642	65.7
1960-61	UK 28	726-1928	37.7			575-793	72.5	1438-51.4	551					2027	72.4
(19-9)	Opp 28	663-1665	39.8			532-781	68.1	1233-44.0	546					1858	66.4



YEAR-BY-YEAR TEAM STATISTICS

	G	FG-FGA	FG%	3FG-3FGA	3FG%	FT-FTA	FT%	REB-AVG	PF-D	A	TO	BS	ST	PTS	AVG
1961-62	UK	26	822-1895	43.4	497-666	74.6	1399-53.8	483-16	343	1704	2141	82.3			
(23-3)	Opp	26	637-1733	36.8	430-623	69.0	1090-41.9	476-18	168	1893	1697	75.7			
1962-63	UK	25	724-1786	40.5	445-638	69.7	1284-51.4	461-13	237	119	1697	67.9			
(16-9)	Opp	25	640-1568	40.8	417-611	68.2	1093-43.7	472-26	396	2326	1954	86.1			
1963-64	UK	27	936-2096	44.7	454-605	75.0	1355-50.2	520-20	141	2109	1954	72.4			
(21-6)	Opp	27	727-1839	39.5	500-700	71.4	1268-47.0	482-15	260	1914	2109	84.4			
1964-65	UK	25	796-1771	49.4	517-675	76.6	1103-44.1	504-27	293	2519	1914	76.6			
(15-10)	Opp	25	729-1643	44.4	456-659	69.2	1147-45.9	526-22	120	2028	1914	86.9			
1965-66	UK	29	1017-2079	48.9	485-648	74.8	1368-47.2	539-18	270	2151	2028	69.9			
(27-2)	Opp	29	770-1916	40.2	488-690	70.7	1205-41.6	515-17	152	2012	2151	82.7			
1966-67	UK	26	861-1760	48.9	429-559	76.7	1071-41.2	508-21	331	2400	2012	77.4			
(13-13)	Opp	26	775-1698	45.6	462-675	68.4	1105-42.5	430-11	200	2103	2400	88.9			
1967-68	UK	27	979-2082	47.0	442-624	70.8	1333-49.4	493-7	499	2542	2103	77.9			
(22-5)	Opp	27	831-1903	43.7	443-630	70.3	1212-44.9	518-17	233	2199	2542	90.8			
1968-69	UK	28	1015-2071	49.0	512-688	74.4	1374-49.1	528-16	432	2709	2199	78.5			
(23-5)	Opp	28	864-1944	44.4	469-685	68.5	1154-41.5	513-17	215	2254	2709	96.8			
1969-70	UK	28	1099-2205	49.8	511-686	74.5	1390-49.6	548-16	425	2670	2254	80.5			
(26-2)	Opp	28	860-1898	45.3	534-740	72.2	1135-40.5	513-18	250	2670	2670	95.4			
1970-71	UK	28	1077-2129	50.6	516-688	75.0	1340-47.9	556-13	392	2373	2670	84.8			
(22-6)	Opp	28	915-2080	44.0	543-739	73.5	1245-44.5	537-18	275	2093	2373	74.8			
1971-72	UK	28	916-1866	49.1	479-655	73.1	1214-43.4	481-20	396	2341	2311	82.5			
(21-7)	Opp	28	839-1883	44.6	415-630	65.9	1171-41.8	505-15	308	2038	2311	78.4			
1972-73	UK	28	1002-2070	48.4	337-484	69.6	1292-46.1	536-18	306	2415	2341	83.6			
(20-8)	Opp	28	888-1978	45.0	322-491	65.6	1182-42.2	540-24	471	2509	2038	69.1			
1973-74	UK	26	845-1699	49.7	348-481	72.3	991-38.1	521-17	324	2544	2038	84.2			
(13-13)	Opp	26	835-1743	47.9	317-455	69.7	990-38.1	523-20	367	1987	2544	76.4			
1974-75	UK	31	1197-2412	49.6	464-664	69.9	1442-46.5	767-27	479	2858	1987	92.2			
(26-5)	Opp	31	925-2096	44.1	584-828	70.5	1274-41.1	633-20	394	2434	2858	78.5			
1975-76	UK	30	981-2027	48.4	453-637	71.1	1250-41.7	632-25	511	2415	2434	80.5			
(20-10)	Opp	30	938-1998	46.9	469-667	70.3	1098-36.6	625-27	353	2345	2415	78.2			
1976-77	UK	30	1009-2015	50.1	491-697	70.5	1249-41.6	648-15	513	2509	2345	83.6			
(26-4)	Opp	30	818-1828	44.9	434-608	71.4	1036-34.5	682-38	432	2070	2509	69.1			
1977-78	UK	32	1040-1922	54.1	613-808	75.9	1171-36.6	733-18	554	2693	2070	84.2			
(30-2)	Opp	32	878-1889	46.5	478-718	66.6	1000-31.3	756-50	512	2234	2693	69.8			



	G	FG-FGA	FG%	3FG-3FGA	3FG%	FT-FTA	FT%	REB-AVG	PF-D	A	TO	BS	ST	PTS	AVG	
1978-79	UK	31	890-1799	.495		666-858	.776	1034-33.4	715-30	392	464	59	208	2446	78.9	
(19-12)	Opp	31	886-1788	49.6		508-719	70.7	995-32.1	838-53	435	532	90	191	2280	73.6	
1979-80	UK	35	1038-2022	51.3		609-802	75.9	1265-36.1	755-32	538	564	125	216	2685	76.7	
(29-6)	Opp	35	880-1971	44.7		563-794	70.9	1052-30.1	753-33	440	551	77	242	2323	66.4	
1980-81	UK	28	781-1602	48.8		478-664	72.0	995-35.5	616-22	402	356	122	143	2040	72.9	
(22-6)	Opp	28	651-1494	43.6		458-640	71.6	899-32.1	616-20	333	236	48	154	1760	62.9	
1981-82	UK	30	827-1618	51.1		545-727	75.0	940-31.3	571-15	460	403	86	171	2199	73.3	
(22-8)	Opp	30	786-1681	46.8		421-604	69.7	926-30.9	639-36	439	272	86	176	1993	66.4	
1982-83	UK	31	869-1564	55.6		448-625	71.7	959-30.9	544-10	499	461	124	168	2186	70.5	
(23-5)	Opp	31	776-1788	43.4		385-560	68.8	950-30.6	616-28	415	405	63	277	1937	62.5	
1983-84	UK	34	900-1749	51.5		518-721	71.8	1157-34.0	618-13	562	495	158	176	2318	68.2	
(29-5)	Opp	34	796-1894	42.0		383-576	66.5	1024-30.1	696-32	438	481	61	199	1975	58.1	
1984-85	UK	31	773-1693	45.7		491-680	42.1	1035-33.4	600-23	441	384	78	174	2037	65.7	
(18-13)	Opp	31	785-1661	.473		406-579	.701	984-31.7	638-19	474	392	60	179	1976	63.7	
1985-86	UK	36	1030-2003	.514		606-841	.721	1191-33.1	642-12	612	442	97	280	2666	74.1	
(32-4)	Opp	36	886-1914	.463		432-602	.718	1031-28.6	759-28	442	548	86	192	2210	61.4	
1986-87	UK	29	747-1597	.468	152-409	372	319-509	.627	903-31.1	531-16	398	77	206	1965	67.8	
(18-11)	Opp	29	737-1550	.475	83-228	364	387-545	.710	963-33.2	532-23	381	458	72	183	1944	67.0
1987-88	UK	33	963-1971	.489	98-269	364	604-797	.758	1163-35.2	529-11	502	104	246	2628	79.6	
(25-5)	Opp	33	883-1947	.454	138-389	355	365-508	.719	1049-31.8	673-23	454	68	198	2269	68.8	
1988-89	UK	32	856-1791	.478	108-302	358	400-575	.596	1056-33.0	596-22	499	494	110	228	2220	69.4
(13-19)	Opp	32	849-1833	.463	167-478	349	451-645	.699	1079-33.7	569-15	480	69	264	2316	72.4	
1989-90	UK	28	868-1978	.439	281-810	347	470-644	.730	996-35.6	664-25	489	403	309	2487	88.8	
(14-14)	Opp	28	868-1763	.492	167-436	383	558-782	.714	1211-43.3	556-11	494	96	206	2461	87.9	
1990-91	UK	28	834-1888	.442	242-715	338	495-685	.723	1049-37.5	651-18	482	120	291	2405	85.9	
(22-6)	Opp	28	760-1659	.458	99-304	326	567-805	.704	1126-40.2	580-11	349	108	214	2186	78.1	
1991-92	UK	36	1062-2222	.478	317-888	357	645-892	.723	1226-34.1	837-30	661	121	368	3086	85.7	
(29-7)	Opp	36	920-2013	.457	125-415	301	715-1019	.702	1289-35.8	679-28	427	148	279	2680	74.4	
1992-93	UK	34	1048-2184	.480	340-862	394	539-784	.688	1364-40.1	776-20	665	160	323	2975	87.5	
(30-4)	Opp	34	807-1917	.421	139-420	331	621-940	.661	1161-34.1	679-16	398	116	268	2374	69.8	
1993-94	UK	34	1027-2195	.468	301-857	351	597-875	.682	1303-38.3	762-30	648	195	394	2952	86.8	
(27-7)	Opp	34	862-2041	.422	189-566	334	624-917	.680	1326-40.0	721-18	461	111	250	2537	74.6	
1994-95	UK	33	1016-2211	.460	276-736	375	576-801	.719	1338-40.5	734-12	647	176	347	2884	87.4	
(28-5)	Opp	33	764-1889	.404	165-517	319	585-856	.683	1220-37.0	667-21	418	137	220	2278	69.0	



YEAR-BY-YEAR TEAM STATISTICS

	G	FG-FGA	FG%	3FG-3FGA	3FG%	FT-FTA	FT%	REB-AVG	PF-D	A	TO	BS	ST	PTS	AVG	
1995-96	UK	36	1198-2461	.487	266-670	.397	630-883	.713	1501-41.7	729-10	783	554	435	3292	91.4	
(34-2)	Opp	36	885-2135	.415	191-569	.336	536-799	.671	1289-35.8	748-30	487	799	141	256	2497	69.4
1996-97	UK	40	1238-2631	.471	287-777	.369	562-824	.682	1575-39.4	802-26	776	589	203	480	3325	83.1
(35-5)	Opp	40	854-2147	.398	185-589	.314	619-922	.671	1367-34.2	731-19	484	907	99	256	2512	62.8
1997-98	UK	39	1161-2409	.482	250-681	.367	551-816	.675	1640-42.1	722-7	691	583	240	341	3123	80.1
(35-4)	Opp	39	892-2324	.384	281-812	.346	547-804	.680	1321-33.9	721-21	485	636	109	271	2612	67.0
1998-99	UK	37	1034-2163	.478	226-676	.334	496-776	.639	1470-39.7	629-6	605	547	199	286	2790	75.4
(28-9)	Opp	37	823-2162	.381	252-764	.330	422-640	.659	1245-33.6	703-17	420	595	103	254	2320	62.7
1999-00	UK	33	793-1873	.423	188-643	.292	506-735	.688	1300-39.4	537-10	427	502	185	201	2280	69.1
(23-10)	Opp	33	757-1941	.390	224-688	.326	336-520	.646	1135-34.4	647-21	352	482	66	227	2074	62.8
2000-01	UK	34	988-2051	.482	245-708	.346	492-751	.655	1311-38.6	631-5	539	513	151	229	2713	79.8
(24-10)	Opp	34	842-2081	.405	244-689	.354	472-689	.685	1214-35.7	659-18	426	551	82	231	2400	70.6
2001-02	UK	32	905-2020	.448	219-691	.317	431-638	.674	1283-40.1	582-6	471	460	153	252	2460	76.9
(22-10)	Opp	32	782-1898	.412	216-641	.337	403-598	.674	1107-34.6	587-8	410	529	100	225	2183	68.2
2002-03	UK	36	1026-2102	.488	208-585	.356	522-742	.704	1324-36.8	625-4	574	501	176	281	2782	77.3
(32-4)	Opp	36	827-1993	.415	211-633	.333	444-647	.686	1114-30.9	664-0	392	592	123	225	2309	64.1
2003-04	UK	32	862-1828	.472	204-572	.357	437-627	.697	1158-36.2	584-4	504	468	110	249	2365	73.9
(27-5)	Opp	32	704-1748	.403	204-622	.328	424-592	.716	1004-31.4	569	357	509	99	229	2036	63.6
2004-05	UK	34	901-1940	.464	218-635	.343	483-728	.663	1197-35.2	582-7	509	445	147	311	2503	73.6
(28-6)	Opp	34	749-1848	.405	224-680	.329	405-587	.690	1155-34.0	631	383	596	111	173	2127	62.6
2005-06	UK	35	903-2020	.447	265-758	.350	406-601	.676	1265-36.1	595-5	495	464	106	206	2477	70.8
(22-13)	Opp	35	829-1953	.424	228-700	.326	428-633	.676	1162-33.2	603	448	472	118	187	2314	66.1
2006-07	UK	34	890-1868	.476	231-650	.355	485-690	.703	1235-36.3	547-4	537	493	161	201	2496	73.4
(22-12)	Opp	34	839-2040	.411	256-766	.334	368-568	.648	1125-33.1	609	441	440	109	236	2302	67.7
2007-08	UK	31	735-1566	.469	182-493	.369	472-644	.733	1038-33.5	586-18	395	490	149	206	2124	68.5
(18-13)	Opp	31	671-1695	.396	184-565	.326	508-719	.707	990-31.9	587-1	340	406	111	191	2034	65.6
2008-09	UK	36	933-1940	.481	202-572	.353	601-777	.773	1330-36.9	634-14	567	610	238	238	2669	74.1
(22-14)	Opp	36	822-2114	.389	256-728	.352	486-704	.690	1151-32.0	665-22	372	517	133	279	2386	66.3
2009-10	UK	38	1066-2228	.478	231-697	.331	649-971	.668	1584-41.7	641-13	573	547	273	279	3012	79.3
(35-3)	Opp	38	875-2314	.378	245-783	.313	473-688	.688	1277-33.6	795-28	418	531	119	261	2468	64.9
2010-11	UK	38	1002-2183	.459	281-707	.397	560-789	.710	1420-37.4	601-11	482	406	239	211	2845	74.9
(29-9)	Opp	38	863-188	.394	210-649	.324	476-658	.723	1285-33.8	695-9	419	458	132	201	2412	63.5
2011-12	UK	40	1096-2248	.488	225-595	.378	678-938	.723	1556-38.9	593-10	531	453	344	242	3095	77.4
(38-2)	Opp	40	889-2379	.374	219-689	.318	426-614	.694	1286-32.2	750-21	420	466	133	218	2423	60.6



	G	FG-FGA	FG%	3FG-3FGA	3FG%	FT-FTA	FT%	REB-AVG	PF-D	A	TO	BS	ST	PTS	AVG	
2012-13	UK	33	863-1815	.475	184-532	.346	486-757	.642	1249-37.8	566-15	441	430	217	185	2396	72.6
(21-12)	Opp	33	763-1944	.392	179-552	.324	422-587	.719	1107-33.5	655-0	360	390	116	195	2127	64.5
2013-14	UK	40	1004-2214	.453	203-611	.332	781-1146	.682	1608-40.2	732-13	446	481	236	189	2992	74.8
(29-11)	Opp	40	933-2271	.411	222-689	.322	577-836	.690	1231-30.8	884-24	416	428	123	232	2665	66.6
2014-15	UK	39	1006-2150	.468	203-582	.349	685-943	.726	1482-38.0	665-13	553	408	268	253	2900	74.4
(38-1)	Opp	39	750-2116	.354	175-646	.271	443-672	.659	1215-31.2	778-20	301	533	94	182	2118	54.3
2015-16	UK	36	1028-2149	.478	244-666	.366	561-813	.690	1396-38.8	737-29	512	402	209	206	2861	79.5
(27-9)	Opp	36	827-2082	.397	201-616	.326	596-849	.702	1209-33.6	713-12	334	447	111	156	2451	68.1
2016-17	UK	38	1134-2396	.473	267-756	.353	690-981	.703	1511-39.8	718-11	585	443	201	229	3225	84.9
(32-6)	Opp	38	979-2309	.424	235-768	.306	523-774	.676	1331-35.0	868-31	431	544	127	182	2716	71.5
2017-18	UK	37	998-2115	.472	195-546	.357	649-930	.698	1428-38.6	702-15	489	481	176	208	2840	76.8
26-11	Opp	37	905-2242	.404	287-955	.301	502-725	.692	1239-33.5	761-0	472	436	134	212	2599	70.2
2018-19	UK	37	978-2050	.477	215-607	.354	635-859	.739	1425-38.5	602-10	501	466	176	220	2806	75.8
(30-7)	Opp	37	854-2134	.400	283-824	.343	403-572	.705	1079-29.2	725-26	409	449	112	215	2394	64.7
2019-20	UK	31	795-1723	.461	157-458	.343	560-703	.797	1136-36.6	568-17	415	387	153	162	2307	74.4
(25-6)	Opp	31	716-1815	.394	213-694	.307	401-583	.688	1005-32.4	606-16	333	370	98	155	2046	66.0
2020-21	UK	25	615-1476	.417	160-476	.336	371-509	.729	951-38.0	450-16	314	349	148	157	1761	70.4
(9-16)	Opp	25	628-1521	.413	164-525	.312	334-451	.741	905-36.2	456-9	308	317	91	154	1754	70.2

SINGLE-GAME RECORDS

KENTUCKY TEAM RECORDS

Most Points – 143, vs. Georgia, 2/27/56
 Most Rebounds – 108, vs. Ole Miss, 2/8/64
 Most Assists – 35, vs. San Jose State, 3/14/96
 Most Steals – 23, vs. Mississippi State, 1/9/91
 23, vs. UT-Martin, 11/26/94
 Most Blocks – 18, vs. St. John's, 12/1/11
 Most Free Throws – 46, at Vanderbilt, 1/7/63
 Most Free Throws Attempted – 56, vs. Mississippi State, 2/12/79
 Most Field Goals – 60, vs. Georgia, 2/27/56
 Most Field Goals Attempted – 125, vs. Indiana Central, 11/29/47; 125, vs. Ole Miss, 2/8/64
 Most 3-Pointers – 21, vs. North Carolina, 12/27/89
 Most 3-Pointers Attempted – 53, vs. S.W. Louisiana, 12/23/89

OPPONENT TEAM RECORDS

Most Points – 150, Kansas, 12/9/89
 Most Rebounds – 81, Notre Dame, 12/29/64
 *Most Assists – 36, Kansas, 12/9/89
 *Most Steals – 19, Villanova, 12/4/82 – 17, LSU, 2/13/00; 17, Georgia, 2/3/90
 *Most Blocks – 17, Louisville, 1/1/95
 Most Free Throws – 48, Tennessee, 1/21/92
 Most Free Throws Attempted – 59, Tennessee, 1/21/92
 Most Field Goals – 52, Kansas, 12/9/89
 Most Field Goals Attempted – 109, Notre Dame, 12/29/64
 Most 3-Pointers – 19, VMI, 11/18/18
 Most 3-Pointers Attempted – 38, Sam Houston State, 11/19/09; 38, VMI, 11/18/18

*Since 1980-81

KENTUCKY INDIVIDUAL RECORDS

Most Points – 54, Jodie Meeks (at Tennessee), 1/13/09
 Most Rebounds – 34, Bob Burrow (vs. Temple), 12/10/51
 Most Assists – 16, John Wall (vs. Hartford), 12/29/09
 Most Steals – 8, Wayne Turner (vs. George Washington), 11/24/97; 8, Rajon Rondo (vs. Mississippi State), 2/19/05; 8, Ashton Hagans (vs. North Carolina), 12/22/18
 Most Blocks – 12, Nerlens Noel (vs. Ole Miss), 1/29/13
 Most Free Throws – 18, Dwight Anderson (vs. Mississippi State), 2/12/79
 Most Free Throws Attempted – 24, Cliff Hagan (vs. Temple), 12/5/53
 Most Field Goals – 23, Dan Issel (at Ole Miss), 2/7/70
 Most Field Goals Attempted – 42, Bill Spivey (vs. Georgia Tech), 2/18/50
 Most 3-Pointers – 10, Jodie Meeks (at Tennessee), 1/13/09
 Most 3-Pointers Attempted – 19, Derrick Miller (at Kansas), 12/9/89

OPPONENT INDIVIDUAL RECORDS

Most Points – 64, Pete Maravich (LSU), 2/21/70
 Most Rebounds – 30, Jerry Lucas (Ohio State), 3/18/61;
 30, Kenneth Stanley (Southern Cal), 12/4/61
 *Most Assists – 15, Eric Richardson (Alabama), 2/4/1984
 *Most Steals – 7, Michael Johnson (Alaska Anchorage), 12/28/87; 7, Clarence Ceasar (LSU), 2/2/92; 7, Ben Simmons (LSU), 3/5/16
 *Most Blocks – 11, Samaki Walker (Louisville), 1/1/95
 Most Free Throws – 18, Pete Maravich (LSU), 2/21/70
 Most Free Throws Attempted – 25, Harding McCaleb (Louisville), 2/22/16
 Most Field Goals – 23, Pete Maravich (LSU), 2/21/70
 Most Field Goals Attempted – 53, Pete Maravich (LSU), 2/22/69
 Most 3-Pointers – 11, Corey Allmond (Sam Houston State), 11/19/09
 Most 3-Pointers Attempted – 18, Jeff Boschee (Kansas), 3/14/99

*Since 1980-81



SCORING RECORDS

CAREER LEADERS

SCORING AVERAGE (MIN. 1,000 POINTS)

	Player	Seasons	G	Pts	Avg
1.	Dan Issel	1968-70	83	2,138	25.8
2.	Cotton Nash	1962-64	78	1,770	22.7
3.	Kevin Grevey	1973-75	84	1,801	21.4
4.	Bob Burrow	1955-56	51	1,023	20.1
5.	Louie Dampier	1965-67	80	1,575	19.7
6.	Bill Spivey	1950-51	63	1,213	19.3
7.	Cliff Hagan	1951-52, 54	77	1,475	19.2
8.	Jamal Mashburn	1990-93	98	1,843	18.8
9.	Mike Casey	1968-70	82	1,535	18.7
10.	Pat Riley	1965-67	80	1,464	18.3

SINGLE-SEASON LEADERS

POINTS

	Player	Season	G	Avg	Pts
1.	Dan Issel	1970	28	33.9	948
2.	Jodie Meeks	2009	36	23.7	854
3.	Jamal Mashburn	1992	36	21.3	767
4.	Malik Monk	2017	38	19.8	754
5.	Dan Issel	1969	28	26.6	746
6.	Kevin Grevey	1975	31	23.5	730
7.	Ron Mercer	1997	40	18.1	725
8.	Kenny Walker	1986	36	20.0	721
9.	Jamal Murray	2016	36	20.0	720
10.	Jamal Mashburn	1993	34	21.0	714
11.	Kenny Walker	1985	31	22.9	710
12.	Alex Groza	1949	34	20.5	698
13.	Cliff Hagan	1952	32	21.6	692
14.	Brandon Knight	2011	38	17.3	657
15.	Cotton Nash	1964	27	24.0	648

BY A FRESHMAN

1.	Malik Monk	2017	38	19.8	754
2.	Jamal Murray	2016	36	20.0	720
3.	Brandon Knight	2011	38	17.3	657
4.	John Wall	2010	37	16.6	616
5.	Julius Randle	2014	40	15.0	599

BY A SOPHOMORE

1.	Jamal Mashburn	1992	36	21.3	767
2.	Ron Mercer	1997	40	18.1	725
3.	Patrick Patterson	2009	34	17.9	609
3.	Rex Chapman	1988	32	19.0	609
5.	Cotton Nash	1962	26	23.4	608

BY A JUNIOR

1.	Jodie Meeks	2009	36	23.7	854
2.	Dan Issel	1969	28	26.6	746
3.	Jamal Mashburn	1993	34	21.0	714
4.	Kenny Walker	1985	31	22.9	710
5.	Cliff Hagan	1952	32	21.6	692

BY A SENIOR

1.	Dan Issel	1969-70	28	33.9	948
2.	Kevin Grevey	1974-75	31	23.5	730
3.	Kenny Walker	1985-86	36	20.0	721
4.	Alex Groza	1948-49	34	20.5	698
5.	Cotton Nash	1963-64	27	24.0	648

TEAM RECORDS

MOST POINTS SCORED

Half	86	at LSU (1/16/1996, 1st half)
Game	143	vs. Georgia (2/27/1956)
Game (both teams)	245	at Kansas (12/9/1989) [KU 150, UK 95]
Season	3,325	1996-97 [40 games]

FEWEST POINTS SCORED

Game	1	vs. Transylvania (2/5/1905)
Season	538	1924-25 [22 games]

INDIVIDUAL RECORDS

POINTS SCORED

Game	54	Jodie Meeks at Tennessee (1/13/2009)
Season	948	Dan Issel (1969-70)
Career	2,138	Dan Issel (1968-70)

HIGHEST SCORING AVERAGE

Season (min. 20 games)	33.9	Dan Issel (1969-70)
Career (min. 40 games)	25.8	Dan Issel (1968-70)

SCORING AVERAGE

	Player	Season	G	Pts	Avg
1.	Dan Issel	1969-70	28	948	33.86
2.	Dan Issel	1968-69	28	746	26.64
3.	Cotton Nash	1963-64	27	648	24.00
	Cliff Hagan	1953-54	25	600	24.00
5.	Jodie Meeks	2008-09	36	854	23.72
6.	Kevin Grevey	1974-75	31	730	23.55
7.	Cotton Nash	1961-62	26	608	23.38
8.	Kenny Walker	1984-85	31	710	22.90
9.	Pat Riley	1965-66	29	637	21.97
10.	Kevin Grevey	1973-74	25	547	21.88

SINGLE-GAME LEADERS

POINTS

	Player, Opponent (Date)	Pts
1.	Jodie Meeks at Tennessee (1/13/2009)	54
2.	Dan Issel at Ole Miss (2/7/1970)	53
3.	Dan Issel at LSU (2/21/1970)	51
	Cliff Hagan vs. Temple (12/5/1953)	51
5.	Bob Burrow vs. LSU (1/14/1956)	50
6.	Malik Monk vs. North Carolina (12/17/2016)	47
	Dan Issel at Alabama (2/23/1970)	47
8.	Jodie Meeks vs. Appalachian State (12/20/2008) [Freedom Hall]	46
9.	Jodie Meeks at Arkansas (2/14/2009)	45
10.	Dan Issel vs. Notre Dame (3/12/1970) [NCAA]	44
11.	Melvin Turpin vs. Georgia (3/8/1984) [SEC]	42
	Melvin Turpin at Tennessee (1/31/1983)	42
	Dan Issel vs. Auburn (3/2/1970)	42
	Mike Pratt vs. Notre Dame (12/27/1969)	42
	Louie Dampier at Vanderbilt (2/2/1966)	42
	Cliff Hagan vs. Tennessee (3/1/1952)	42
17.	Tayshaun Prince vs. Tulsa (3/16/2002) [NCAA]	41
	Jack Givens vs. Duke (3/27/1978) [NCAA]	41
	Dan Issel vs. North Carolina (12/8/1969)	41
	Dan Issel at Vanderbilt (3/1/1969)	41



SCORING RECORDS

BY A FRESHMAN

1.	Malik Monk vs. North Carolina (12/17/2016)	47
2.	De'Aaron Fox vs. UCLA [NCAA] (3/24/2017)	39
3.	Malik Monk vs. Georgia (1/31/2017)	37
4.	Jamal Murray vs. Florida (2/6/2016)	35
	Terrence Jones vs. Auburn (1/11/2011)	35
6.	Kevin Knox at West Virginia (1/27/18)	34
	Malik Monk at Ole Miss (12/29/2016)	34
8.	Malik Monk vs. Florida (2/25/2017)	33
	Jamal Murray at Vanderbilt (2/27/2016)	33
	Jamal Murray vs. Ohio State (12/19/2015)	33

BY A SOPHOMORE

1.	Kevin Grevey at Georgia (2/19/1973)	40
	Bill Spivey vs. Georgia Tech (2/18/1950)	40
3.	Tom Payne vs. LSU (2/20/1971)	39
4.	Cotton Nash vs. Vanderbilt (2/19/1962)	38
5.	LeRon Ellis vs. Northwestern St. (12/7/1988)	37
	Louie Dampier vs. Iowa State (12/9/1964)	37
	Bill Spivey vs. Tennessee (3/4/1950) [SEC]	37

BY A JUNIOR

1.	Jodie Meeks at Tennessee (1/13/2009)	54
2.	Jodie Meeks vs. Appalachian State (12/20/2008) [Freedom Hall]	46
3.	Jodie Meeks at Arkansas (2/14/2009)	45
4.	Melvin Turpin at Tennessee (1/31/1983)	42
	Louie Dampier at Vanderbilt (2/2/1966)	42
	Cliff Hagan vs. Tennessee (1/31/1952)	42

BY A SENIOR

1.	Dan Issel at Ole Miss (2/7/1970)	53
2.	Dan Issel at LSU (2/21/1970)	51
	Cliff Hagan vs. Temple (12/5/1953)	51
4.	Bob Burrow vs. LSU (1/14/1956)	50
5.	Dan Issel at Alabama (2/23/1970)	47

MOST POINTS IN FIRST VARSITY GAME

	Player, Opponent (Date)	Pts
1.	Mike Casey vs. Michigan (12/2/1967)	28
2.	Tyrese Maxey vs. Michigan State (11/5/19)	26
3.	Terrence Jones vs. East Tenn. State (11/12/2010)	25
	Cotton Nash vs. Miami, Ohio (12/2/1961)	25

5.	Eric Bledsoe vs. Morehead State (11/13/2009)	24
6.	Keldon Johnson vs. Duke (11/6/2018)	23
	Julius Randle vs. UNC Asheville (11/8/2013)	23
	Anthony Davis vs. Marist (11/11/2011)	23
9.	Sam Bowie vs. Duke (11/17/1979)	22
10.	Doron Lamb vs. East Tenn. State (11/12/2010)	20
	Roger Newman vs. VMI (12/1/1960)	20

QUICKEST TO 1,000 POINTS

	NAME	YEARS	GAMES TO 1,000	OPP. (DATE)
1.	Cotton Nash	1962-64	45	Florida (2/2/63)
2.	Dan Issel	1968-70	49	LSU (2/22/69)
3.	Bob Burrow	1955-56	51	Iowa (3/17/56)
4.	Mike Casey	1968-69, 71	51	Vanderbilt (3/1/69)
5.	Kevin Grevey	1973-75	51	Florida (2/25/74)
6.	Bill Spivey	1950-51	52	Tennessee (2/17/51)
7.	Louie Dampier	1965-67	53	Duke (3/18/66)
8.	Pat Riley	1965-67	54	UTEP (3/19/66)
9.	Cliff Hagan	1951-52, 54	57	Duke (12/21/53)
10.	Patrick Patterson	2008-09	58	Creighton (3/23/09)




YEAR-BY-YEAR SCORING LEADERS

YEAR	PLAYER	CL.	G	PTS	AVG.
1922-23	Carl Riefkin	Jr.	13	133	10.2
1923-24	Jim McFarland	So.	16	157	9.8
1924-25	Jim McFarland	Jr.	20	143	7.2
1925-26	Gayle Mohney	Jr.	18	200	11.1
1926-27	Paul Jenkins	Jr.	16	98	6.1
1927-28	Cecil Combs	So.	18	186	10.3
1928-29	Stan Milward	So.	17	116	6.8
1929-30	Cecil Combs	Sr.	19	125	6.6
1930-31	Carey Spicer	Sr.	18	190	10.6
1931-32	Aggie Sale	Jr.	17	235	13.8
1932-33	Aggie Sale	Sr.	24	324	13.5
1933-34	John "Frenchy" De Moisey	Sr.	17	212	12.5
1934-35	Leroy Edwards	So.	21	343	16.3
1935-36	Ralph Carlisle	So.	21	241	11.5
1936-37	Ralph Carlisle	Jr.	21	208	9.9
1937-38	Joe Hagan	Sr.	18	184	10.2
1938-39	Fred Curtis	Sr.	20	183	9.2
1939-40	Mickey Rouse	Sr.	21	175	8.3
1940-41	Jim King	Jr.	25	151	6.0
1941-42	Marvin Akers	Jr.	25	190	7.6
1942-43	Milt Ticco	Sr.	23	233	10.1
1943-44	Bob Brannum	Fr.	21	254	12.1
1944-45	Jack Tingle	So.	26	293	11.3
1945-46	Jack Parkinson	Jr.	30	339	11.3
1946-47	Alex Groza	So.	37	393	10.6
1947-48	Ralph Beard	Jr.	38	476	12.5
1948-49	Alex Groza	Sr.	34	698	20.5
1949-50	Bill Spivey	So.	30	578	19.3
1950-51	Bill Spivey	Jr.	33	635	19.2
1951-52	Cliff Hagan	Jr.	32	692	21.6
1953-54	Cliff Hagan	Sr.	25	600	24.0
1954-55	Bob Burrow	Jr.	26	495	19.0
1955-56	Bob Burrow	Sr.	25	528	21.1
1956-57	Johnny Cox	So.	28	544	19.4
1957-58	Vernon Hatton	Sr.	29	496	17.1
1958-59	Johnny Cox	Sr.	27	485	17.9
1959-60	Billy Ray Lickert	Jr.	20	288	14.4
1960-61	Billy Ray Lickert	Sr.	28	450	16.0
1961-62	Cotton Nash	So.	26	608	23.4
1962-63	Cotton Nash	Jr.	25	514	20.6
1963-64	Cotton Nash	Sr.	27	648	24.0
1964-65	Louie Dampier	So.	25	426	17.0
1965-66	Pat Riley	Jr.	29	637	22.0
1966-67	Louie Dampier	Sr.	26	537	20.6
1967-68	Mike Casey	So.	27	541	20.1
1968-69	Dan Issel	Jr.	28	746	26.6
1969-70	Dan Issel	Sr.	28	948	33.9
1970-71	Tom Parker	Jr.	28	492	17.6
1971-72	Jim Andrews	Jr.	28	602	21.5
1972-73	Jim Andrews	Sr.	28	562	20.1
1973-74	Kevin Grevey	Jr.	25	547	21.9

YEAR	PLAYER	CL.	G	PTS	AVG.
1974-75	Kevin Grevey	Sr.	31	730	23.6
1975-76	Jack Givens	So.	30	602	20.1
1976-77	Jack Givens	Jr.	30	566	18.9
1977-78	Jack Givens	Sr.	32	578	18.1
1978-79	Kyle Macy	Jr.	31	470	15.2
1979-80	Kyle Macy	Sr.	35	540	15.4
1980-81	Sam Bowie	So.	28	488	17.4
1981-82	Derrick Hord	Jr.	30	490	16.3
1982-83	Melvin Turpin	Jr.	31	468	15.1
1983-84	Melvin Turpin	Sr.	34	518	15.2
1984-85	Kenny Walker	Jr.	31	710	22.9
1985-86	Kenny Walker	Sr.	36	721	20.0
1986-87	Rex Chapman	Fr.	29	464	16.0
1987-88	Rex Chapman	So.	32	609	19.0
1988-89	LeRon Ellis	So.	32	511	16.0
1989-90	Derrick Miller	Sr.	28	538	19.2
1990-91	John Pelphrey	Jr.	28	404	14.4
1991-92	Jamal Mashburn	So.	36	767	21.3
1992-93	Jamal Mashburn	Jr.	34	714	21.0
1993-94	Tony Delk	So.	34	564	16.6
1994-95	Tony Delk	Jr.	33	551	16.7
1995-96	Tony Delk	Sr.	36	639	17.8
1996-97	Ron Mercer	So.	40	725	18.1
1997-98	Jeff Sheppard	Sr.	39	521	13.7
1998-99	Scott Padgett	Sr.	37	467	12.6
1999-00	Jamaal Magloire	Sr.	33	435	13.2
2000-01	Keith Bogans	So.	34	577	17.0
2001-02	Tayshaun Prince	Sr.	32	560	17.5
2002-03	Keith Bogans	Sr.	36	564	15.7
2003-04	Gerald Fitch	Sr.	29	470	16.2
2004-05	Kelenna Azubuike	Jr.	34	499	14.7
2005-06	Rajon Rondo	So.	34	380	11.2
2006-07	Randolph Morris	Jr.	34	546	16.1
2007-08	Joe Crawford	Sr.	30	538	17.9
2008-09	Jodie Meeks	Jr.	36	854	23.7
2009-10	John Wall	Fr.	37	616	16.6
2010-11	Brandon Knight	Fr.	38	657	17.3
2011-12	Anthony Davis	Fr.	40	567	14.2
2012-13	Archie Goodwin	Fr.	33	466	14.1
2013-14	Julius Randle	Fr.	40	599	15.0
2014-15	Aaron Harrison	So.	39	430	11.0
2015-16	Jamal Murray	Fr.	36	720	20.0
2016-17	Malik Monk	Fr.	38	754	19.8
2017-18	Kevin Knox	Fr.	37	576	15.6
2018-19	PJ Washington	So.	35	531	15.2
2019-20	Immanuel Quickley	So.	30	482	16.1
2020-21	Davion Mintz	Gr.	25	288	11.5


*leaders determined by total points

1,000-POINT SCORERS




1 - DAN ISSEL - 2,138 POINTS

YEAR	G	FGM	FGA	Pct.	FTM	FTA	Pct.	TP	Avg.
1967-68	27	171	390	43.8	102	154	66.2	444	16.4
1968-69	28	285	534	53.4	176	232	75.9	746	26.6
1969-70	28	369	667	55.3	210	275	76.4	948	33.9
Totals	83	825	1591	51.9	488	661	73.8	2138	25.8




2 - KENNY WALKER - 2,080 POINTS

YEAR	G	FGM	FGA	Pct.	FTM	FTA	Pct.	TP	Avg.
1982-83	31	88	144	61.1	51	77	66.2	227	7.3
1983-84	34	171	308	55.5	80	109	73.4	422	12.4
1984-85	31	246	440	55.9	218	284	76.8	710	22.9
1985-86	36	260	447	58.2	201	263	76.4	721	20.0
Totals	132	765	1339	57.1	550	733	75.0	2080	15.8




3 - JACK GIVENS - 2,038 POINTS

YEAR	G	FGM	FGA	Pct.	FTM	FTA	Pct.	TP	Avg.
1974-75	31	126	255	49.4	40	54	74.1	292	9.4
1975-76	30	243	494	49.2	116	140	82.9	602	20.1
1976-77	30	236	459	51.4	94	113	83.2	566	18.9
1977-78	32	238	430	55.4	102	134	76.2	578	18.1
Totals	123	843	1638	51.5	352	441	79.8	2038	16.6




4 - KEITH BOGANS - 1,923 POINTS

YEAR	G	FGM	FGA	Pct.	3FG	3FGA	Pct.	FTM	FTA	Pct.	TP	Avg.
1999-00	33	138	339	40.7	48	164	29.3	87	135	64.4	411	12.5
2000-01	34	210	444	47.3	74	205	36.1	83	119	69.7	577	17.0
2001-02	32	129	327	39.4	52	165	31.5	61	91	67.0	371	11.6
2002-03	36	194	425	45.6	80	209	38.3	96	130	73.8	564	15.7
Totals	135	671	1535	43.7	254	743	34.2	327	475	68.8	1923	14.2



5 - TONY DELK - 1,890 POINTS

YEAR	G	FGM	FGA	Pct.	3FG	3FGA	Pct.	FTM	FTA	Pct.	TP	Avg.
1992-93	30	47	104	45.2	18	51	35.3	24	33	72.7	136	4.6
1993-94	34	200	440	45.5	95	254	37.4	69	108	63.9	564	16.6
1994-95	33	207	433	47.8	77	197	39.1	60	89	67.4	551	16.7
1995-96	36	229	464	49.4	93	210	44.3	88	110	80.0	639	17.8
Totals	133	683	1441	47.4	283	712	39.7	241	340	70.9	1890	14.2




6 - JAMAL MASHBURN - 1,843 POINTS

YEAR	G	FGM	FGA	Pct.	3FG	3FGA	Pct.	FTM	FTA	Pct.	TP	Avg.
1990-91	28	137	289	47.4	24	82	29.3	64	88	72.7	362	12.9
1991-92	36	279	492	56.7	58	132	43.9	151	213	70.9	767	21.3
1992-93	34	259	526	49.2	66	180	36.7	130	194	67.0	714	21.0
Totals	98	675	1307	51.6	148	394	37.6	345	495	69.7	1843	18.8

**7 - KEVIN GREVEY - 1,801 POINTS**


YEAR	G	FGM	FGA	Pct.	FTM	FTA	Pct.	TP	Avg.
1972-73	28	236	441	53.5	52	76	68.4	524	18.7
1973-74	25	232	457	50.8	83	100	83.0	547	21.9
1974-75	31	303	592	51.2	124	157	79.0	730	23.6
Totals	84	771	1490	51.7	259	333	77.8	1801	21.4

**8 - TAYSHAUN PRINCE - 1,775 POINTS**


YEAR	G	FGM	FGA	Pct.	3FG	3FGA	Pct.	FTM	FTA	Pct.	TP	Avg.
1998-99	37	82	198	41.4	29	101	28.7	21	32	65.6	214	5.8
1999-00	32	153	362	42.3	46	150	30.7	74	105	70.5	426	13.3
2000-01	34	207	418	49.5	64	179	35.8	97	115	84.3	575	16.9
2001-02	32	206	441	46.7	65	191	34.0	83	118	70.3	560	17.5
Totals	135	648	1419	45.7	204	621	32.9	275	370	74.3	1775	13.1

**9 - COTTON NASH - 1,770 POINTS**


YEAR	G	FGM	FGA	Pct.	FTM	FTA	Pct.	TP	Avg.
1961-62	26	221	489	45.2	166	218	76.1	608	23.4
1962-63	25	176	471	37.3	162	236	68.6	514	20.6
1963-64	27	248	588	42.1	152	198	76.7	648	24.0
Totals	78	645	1548	41.7	480	652	73.6	1770	22.7

**10 - ALEX GROZA - 1,744 POINTS**


YEAR	G	FGM	FGA	Pct.	FTM	FTA	Pct.	TP	Avg.
1944-45	10	62			41	57	71.9	165	16.5
1946-47	37	146	372	38.2	101	160	63.1	393	10.6
1947-48	39	200	530	37.7	88	140	62.9	488	12.5
1948-49	34	259	612	42.3	180	248	72.6	698	20.5
Totals	120	667			410	605	67.8	1744	14.5

**11 - ED DAVENDER - 1,637 POINTS**


YEAR	G	FGM	FGA	Pct.	3FG	3FGA	Pct.	FTM	FTA	Pct.	TP	Avg.
1984-85	31	93	226	41.2	0	0	0.0	78	106	73.6	264	8.5
1985-86	36	155	354	43.8	0	0	0.0	104	131	79.4	414	11.5
1986-87	29	160	357	44.8	15	59	25.4	107	145	73.8	442	15.2
1987-88	33	173	371	46.6	22	72	30.6	149	171	87.1	517	19.0
Totals	129	581	1308	44.4	37	131	26.0	438	553	79.2	1637	12.7

**12 - LOUIE DAMPIER - 1,575 POINTS**

YEAR	G	FGM	FGA	Pct.	FTM	FTA	Pct.	TP	Avg.
1964-65	25	171	334	51.2	84	100	84.0	426	17.0
1965-66	29	249	482	51.6	114	137	83.2	612	21.1
1966-67	26	219	443	49.4	99	119	83.1	537	20.6
Totals	80	639	1259	50.8	297	356	83.4	1575	19.7


13 - PATRICK PATTERSON - 1,564 POINTS


YEAR	G	FGM	FGA	Pct.	3FG	3FGA	Pct.	FTM	FTA	Pct.	TP	Avg.
2007-08	25	162	282	57.4	0	3	0.0	87	119	73.1	411	16.4
2008-09	34	240	398	60.3	0	1	0.0	129	168	76.8	609	17.9
2009-10	38	215	374	57.5	24	69	34.8	90	130	69.2	544	14.3
Totals	97	617	1054	58.5	24	73	32.9	306	417	73.4	1564	16.1


14 - MIKE CASEY - 1,535 POINTS

YEAR	G	FGM	FGA	Pct.	FTM	FTA	Pct.	TP	Avg.
1967-68	27	231	474	48.9	79	96	82.3	541	20.0
1968-69	28	228	494	46.2	78	103	75.7	534	19.1
1970-71	27	188	373	50.4	84	108	77.8	460	17.0
Totals	82	647	1341	48.2	241	307	78.5	1535	18.7


15 - RALPH BEARD - 1,517 POINTS


YEAR	G	FGM	FGA	Pct.	FTM	FTA	Pct.	TP	Avg.
1945-46	30	111			57	110	51.8	279	9.3
1946-47	37	157	469	33.5	78	115	76.8	392	10.6
1947-48	38	194	536	36.2	88	149	59.1	476	12.5
1948-49	34	144	481	29.9	82	115	71.3	370	10.9
Totals	139	606			305	289	62.4	1517	10.9


16 - MELVIN TURPIN - 1,509 POINTS


YEAR	G	FGM	FGA	Pct.	FTM	FTA	Pct.	TP	Avg.
1980-81	28	50	95	52.6	31	44	70.5	131	4.7
1981-82	30	160	275	58.2	72	106	67.9	392	13.1
1982-83	31	192	311	61.7	84	125	67.2	468	15.1
1983-84	34	224	378	59.3	70	94	74.5	518	15.2
Totals	123	626	1059	59.1	257	369	69.6	1509	12.3


17 - CLIFF HAGAN - 1,475 POINTS

YEAR	G	FGM	FGA	Pct.	FTM	FTA	Pct.	TP	Avg.
1950-51	20	69	188	36.7	45	61	73.8	183	9.2
1951-52	32	264	633	41.7	164	235	69.8	692	21.6
1953-54	25	234	514	45.5	132	191	69.1	600	24.0
Totals	77	567	1335	42.5	341	487	70.0	1475	19.2


18 - PAT RILEY - 1,464 POINTS


YEAR	G	FGM	FGA	Pct.	FTM	FTA	Pct.	TP	Avg.
1964-65	25	160	370	43.2	55	89	61.8	375	15.0
1965-66	29	265	514	51.5	107	153	69.9	637	21.9
1966-67	26	165	373	44.2	122	156	78.2	452	17.4
Totals	80	590	1257	46.9	284	398	71.4	1464	18.3

**19 - JOHNNY COX - 1,461 POINTS**


YEAR	G	FGM	FGA	Pct.	FTM	FTA	Pct.	TP	Avg.
1956-57	28	203	490	41.4	138	180	76.7	544	19.4
1957-58	29	173	471	36.7	86	115	74.8	432	14.9
1958-59	27	188	464	40.5	109	146	74.6	485	17.9
Totals	84	564	1425	40.0	333	441	75.5	1461	17.4

**20 - JOE CRAWFORD - 1,438 POINTS**

YEAR	G	FGM	FGA	Pct.	3FG	3FGA	Pct.	FTM	FTA	PCT.	TP	Avg.
2004-05	31	35	97	36.1	13	49	26.5	15	26	57.7	98	3.2
2005-06	32	111	270	41.1	47	130	36.2	56	78	71.8	325	10.2
2006-07	34	178	401	44.4	63	180	35.0	58	91	63.7	477	14.0
2007-08	30	188	401	46.9	63	173	36.4	99	130	76.2	538	17.9
Totals	127	512	1169	43.8	186	532	35.0	228	325	70.2	1,438	11.3

**21 - KYLE MACY - 1,411 POINTS**


YEAR	G	FGM	FGA	Pct.	FTM	FTA	Pct.	TP	Avg.
1977-78	32	143	267	53.6	115	129	89.2	401	12.5
1978-79	31	179	355	50.4	112	129	86.8	470	15.2
1979-80	35	218	415	52.5	104	114	91.2	540	15.4
Totals	98	540	1037	52.1	331	372	89.0	1411	14.4

**22 - WINSTON BENNETT - 1,399 POINTS**

YEAR	G	FGM	FGA	Pct.	3FG	3FGA	Pct.	FTM	FTA	PCT.	TP	Avg.
1983-84	34	67	156	42.9	0	0	0.0	88	126	69.8	222	6.5
1984-85	30	82	191	42.9	0	0	0.0	52	77	67.5	216	7.2
1985-86	36	171	338	50.6	0	0	0.0	115	158	72.8	457	12.7
1987-88	33	195	380	51.3	1	2	50.0	113	155	72.9	504	15.3
Totals	133	515	1065	48.4	1	2	50.0	368	516	71.3	1399	10.5

**23 - RICK ROBEY - 1,395 POINTS**


YEAR	G	FGM	FGA	Pct.	FTM	FTA	Pct.	TP	Avg.
1974-75	31	135	248	54.4	51	63	81.0	321	10.4
1975-76	12	73	130	56.2	41	56	73.2	187	15.6
1976-77	30	158	276	57.3	111	161	68.9	427	14.2
1977-78	32	167	263	63.5	126	175	72.0	460	14.4
Totals	105	533	917	58.1	329	455	72.3	1395	13.3

**24 - GERALD FITCH - 1,391 POINTS**

YEAR	G	FGM	FGA	Pct.	3FG	3FGA	Pct.	FTM	FTA	PCT.	TP	Avg.
2000-01	34	76	167	45.5	29	71	40.9	49	71	69.0	230	6.8
2001-02	28	85	187	45.5	30	87	34.5	48	69	69.6	248	8.9
2002-03	36	152	322	47.2	61	147	41.5	78	102	76.5	443	12.3
2003-04	29	148	343	43.1	79	197	40.1	95	125	76.0	470	16.2
Totals	127	461	1019	45.2	199	502	39.6	270	367	73.6	1391	11.0


25 - MIKE PHILLIPS - 1,367 POINTS

YEAR	G	FGM	FGA	Pct.	FTM	FTA	Pct.	TP	AVG.
1974-75	31	108	212	50.9	26	47	55.3	242	7.8
1975-76	30	199	367	54.2	69	117	59.0	467	15.6
1976-77	28	144	261	55.2	54	88	61.4	342	12.2
1977-78	31	125	210	59.5	66	87	75.9	316	10.2
Totals	120	576	1050	54.9	215	339	63.4	1367	11.4


26 - MIKE PRATT - 1,359 POINTS

YEAR	G	FGM	FGA	Pct.	FTM	FTA	Pct.	TP	AVG.
1967-68	27	152	334	45.5	76	111	68.5	380	14.1
1968-69	26	173	321	53.9	93	132	70.5	439	16.9
1969-70	28	219	470	46.6	102	145	70.3	540	19.3
Totals	81	544	1125	48.4	271	388	69.8	1359	16.8


27 - FRANK RAMSEY - 1,344 POINTS

YEAR	G	FGM	FGA	Pct.	FTM	FTA	Pct.	TP	AVG.
1950-51	34	135	413	32.7	75	123	60.9	345	10.1
1951-52	32	185	470	39.3	139	214	64.9	509	15.9
1953-54	25	179	430	41.6	132	181	72.9	490	19.6
Totals	91	499	1313	38.0	346	518	66.8	1344	14.8


28 - RAMEL BRADLEY - 1,326 POINTS


YEAR	G	FGM	FGA	Pct.	3FG	3FGA	Pct.	FTM	FTA	Pct.	TP	AVG.
2004-05	34	51	134	38.1	22	65	33.8	31	44	70.5	155	4.6
2005-06	30	81	201	40.3	28	93	30.1	46	59	78.0	236	7.9
2006-07	34	141	336	42.0	69	188	36.7	106	130	81.5	457	13.4
2007-08	30	139	330	42.1	58	153	37.9	142	171	83.0	478	15.9
Totals	128	412	1001	41.2	177	499	35.5	325	404	80.4	1326	10.4


29 - JIM ANDREWS - 1,320 POINTS


YEAR	G	FGM	FGA	Pct.	FTM	FTA	Pct.	TP	AVG.
1970-71	24	64	122	52.5	28	45	62.2	156	6.5
1971-72	28	236	409	57.7	130	186	69.9	602	21.5
1972-73	28	243	434	56.0	76	110	69.1	562	20.1
Totals	80	543	965	56.3	234	341	68.6	1320	16.5


30 - SAM BOWIE - 1,285 POINTS

YEAR	G	FGM	FGA	Pct.	FTM	FTA	Pct.	TP	AVG.
1979-80	34	165	311	53.1	110	144	76.4	440	12.9
1980-81	28	185	356	52.0	118	164	72.0	488	17.4
1983-84	34	133	258	51.6	91	126	72.2	357	10.5
Totals	96	483	925	52.2	319	434	73.5	1285	13.4

**31 - JIM MASTER - 1,283 POINTS**

YEAR	G	FGM	FGA	Pct.	FTM	FTA	Pct.	TP	Avg.
1980-81	27	64	142	45.1	48	56	85.7	176	6.5
1981-82	30	153	315	48.1	95	106	89.6	401	13.4
1982-83	31	166	313	53.0	56	69	81.2	388	12.5
1983-84	33	129	284	45.4	60	74	81.1	318	9.6
Totals	121	512	1054	48.6	259	305	84.9	1283	10.6

**32 - JOHN PELPHEY - 1,257 POINTS**

YEAR	G	FGM	FGA	Pct.	3FG	3FGA	Pct.	FTM	FTA	PCT.	TP	Avg.
1988-89	22	14	24	40.0	2	5	40.0	8	13	61.5	38	1.7
1989-90	28	112	259	43.2	44	120	36.7	97	129	75.2	365	13.0
1990-91	28	131	303	43.2	62	164	37.8	80	102	78.4	404	14.4
1991-92	36	145	296	49.0	52	144	36.1	108	139	77.7	450	12.5
Totals	114	402	882	45.6	160	433	37.0	293	383	76.5	1257	11.0

**33 - SCOTT PADGETT - 1,252 POINTS**

YEAR	G	FGM	FGA	Pct.	3FG	3FGA	Pct.	FTM	FTA	PCT.	TP	Avg.
1994-95	14	7	27	25.9	4	13	30.8	10	12	83.3	28	2.0
1996-97	32	100	244	41.0	47	138	34.1	61	80	76.3	308	9.6
1997-98	39	161	338	47.6	40	107	37.4	87	102	85.3	449	11.5
1998-99	37	156	335	46.6	61	160	38.1	94	138	68.1	467	12.6
Totals	122	424	944	44.9	152	418	36.4	252	332	75.9	1252	10.3

**34 - DARIUS MILLER - 1,248 POINTS**


YEAR	G	FGM	FGA	Pct.	3FG	3FGA	Pct.	FTM	FTA	PCT.	TP	Avg.
2008-09	36	66	161	41.0	18	54	33.3	41	51	80.4	191	5.3
2009-10	38	86	215	40.0	43	128	33.6	31	39	79.5	246	6.5
2010-11	38	149	312	47.8	58	131	44.3	58	68	85.3	414	10.9
2011-12	40	143	302	47.4	56	149	37.9	55	69	79.7	397	9.9
Totals	152	444	990	44.8	175	462	37.9	185	227	81.5	1248	8.2

**35 - JODIE MEEKS - 1,246 POINTS**


YEAR	G	FGM	FGA	Pct.	3FG	3FGA	Pct.	FTM	FTA	PCT.	TP	Avg.
2006-07	34	95	227	41.9	44	121	36.4	61	68	89.7	295	8.7
2007-08	11	27	88	30.7	16	50	32.0	27	34	79.4	97	8.8
2008-09	36	263	568	46.3	117	288	40.6	211	234	90.2	854	23.7
Totals	152	444	990	44.8	175	462	37.9	185	227	81.5	1248	8.2

**36 - TOM PARKER - 1,238 POINTS**

YEAR	G	FGM	FGA	Pct.	FTM	FTA	Pct.	TP	Avg.
1969-70	25	117	232	50.4	26	35	74.3	260	10.4
1970-71	28	209	413	50.6	74	91	81.3	492	17.6
1971-72	27	203	429	47.3	80	101	79.2	486	18.0
Totals	80	529	1074	49.3	180	227	79.3	1238	15.5


37 - DERON FELDHAUS - 1,231 POINTS


YEAR	G	FGM	FGA	Pct.	3FG	3FGA	Pct.	FTM	FTA	Pct.	TP	Avg.
1988-89	32	48	100	48.0	2	6	33.3	20	31	64.5	118	3.7
1989-90	28	135	273	49.5	32	88	36.4	101	134	75.4	403	14.4
1990-91	28	106	203	52.2	29	74	39.2	60	88	69.3	301	10.8
1991-92	36	138	290	47.6	48	128	37.5	85	107	79.4	409	11.4
Totals	124	427	866	49.3	111	296	37.5	267	360	74.2	1231	9.6


38 - DERRICK HORD - 1,220 POINTS


YEAR	G	FGM	FGA	Pct.	FTM	FTA	Pct.	TP	Avg.
1979-80	35	78	166	47.0	49	64	76.6	205	5.9
1980-81	28	97	239	40.6	54	72	75.0	248	8.9
1981-82	30	194	394	49.2	102	131	77.9	490	16.3
1982-83	31	106	211	50.2	65	79	82.3	277	8.9
Totals	124	475	1010	47.0	270	346	78.0	1220	9.8


39 - BILL SPIVEY - 1,213 POINTS


YEAR	G	FGM	FGA	Pct.	FTM	FTA	Pct.	TP	Avg.
1949-50	30	255	619	36.3	128	176	72.7	578	19.3
1950-51	33	252	632	39.9	131	211	62.0	635	19.2
Totals	63	477	1251	38.1	259	387	66.9	1213	19.3


40 - CHUCK HAYES - 1,211 POINTS


YEAR	G	FGM	FGA	Pct.	3FG	3FGA	Pct.	FTM	FTA	Pct.	TP	Avg.
2001-02	32	67	145	46.2	6	22	27.3	48	65	73.8	188	5.9
2002-03	36	110	225	48.9	8	33	24.2	82	104	78.8	310	8.6
2003-04	32	131	246	53.3	3	12	25.0	77	113	68.1	342	10.7
2004-05	34	144	283	50.9	2	11	18.2	81	111	73.0	371	10.9
Totals	134	452	899	50.3	19	78	24.4	288	393	73.3	1211	9.0


41 - RODRICK RHODES - 1,209 POINTS


YEAR	G	FGM	FGA	Pct.	3FG	3FGA	Pct.	FTM	FTA	Pct.	TP	Avg.
1992-93	33	101	224	45.1	27	70	38.6	70	101	69.3	299	9.1
1993-94	33	142	326	43.6	32	117	27.4	167	215	77.7	483	14.6
1994-95	33	130	333	39.0	39	110	35.5	128	164	78.0	427	12.9
Totals	99	373	883	42.2	98	297	32.9	365	480	76.0	1209	12.2


42 - WAYNE TURNER - 1,170 POINTS

YEAR	G	FGM	FGA	Pct.	3FG	3FGA	Pct.	FTM	FTA	Pct.	TP	Avg.
1995-96	35	65	122	53.3	1	4	25.0	25	40	62.5	156	4.5
1996-97	40	112	240	46.7	4	15	26.7	36	68	52.9	264	6.6
1997-98	39	137	285	48.1	21	57	36.8	67	108	62.0	362	9.3
1998-99	37	141	285	49.5	12	43	27.9	94	137	68.6	388	10.5
Totals	151	455	932	48.8	38	119	31.9	222	353	62.9	1170	7.7

**43 - REGGIE HANSON - 1,167 POINTS**

YEAR	G	FGM	FGA	Pct.	3FG	3FGA	Pct.	FTM	FTA	PCT.	TP	Avg.
1987-88	16	6	17	35.3	0	0	0.0	9	10	90.0	21	1.3
1988-89	29	114	222	51.4	0	0	0.0	57	76	75.0	285	9.8
1989-90	28	165	332	49.7	35	96	36.5	94	127	74.0	459	16.4
1990-91	28	142	274	51.8	15	47	31.9	103	145	71.0	402	14.4
Totals	101	427	845	50.5	50	143	34.9	263	357	73.7	1167	11.6

**44 - DERRICK MILLER - 1,156 POINTS**

YEAR	G	FGM	FGA	Pct.	3FG	3FGA	Pct.	FTM	FTA	PCT.	TP	Avg.
1986-87	29	55	141	39.0	35	81	43.2	6	14	42.9	151	5.2
1987-88	16	8	38	21.1	3	24	12.5	2	3	66.7	21	1.3
1988-89	32	170	373	45.6	54	139	38.8	52	71	73.2	446	13.9
1989-90	28	198	502	39.4	99	289	34.3	43	57	75.4	538	19.2
Totals	105	431	1054	40.9	191	533	35.8	103	145	71.0	1156	11.0

**45 - VERNON HATTON - 1,153 POINTS**

YEAR	G	FGM	FGA	Pct.	FTM	FTA	Pct.	TP	Avg.
1955-56	26	123	249	49.4	100	150	66.7	346	13.3
1956-57	21	112	255	43.9	87	119	73.1	311	14.8
1957-58	29	192	458	41.9	112	144	77.8	496	17.1
Totals	76	427	962	44.4	299	413	72.4	1153	15.2

**46 - WALLACE JONES - 1,151 POINTS**


YEAR	G	FGM	FGA	Pct.	FTM	FTA	Pct.	TP	Avg.
1945-46	30	105			80	126	63.5	290	9.7
1946-47	29	87	302	28.8	43	78	55.1	217	7.5
1947-48	36	133	427	31.3	69	103	67.0	335	9.3
1948-49	32	130	440	29.5	49	75	65.3	309	9.7
Totals	127	455			241	382	63.1	1151	9.1

**47 - RANDOLPH MORRIS - 1,123 POINTS**


YEAR	G	FGM	FGA	Pct.	3FG	3FGA	Pct.	FTM	FTA	PCT.	TP	Avg.
2004-05	34	105	199	52.8	0	0	0.0	88	143	61.5	298	8.8
2005-06	21	110	181	60.8	0	0	0.0	59	86	68.6	279	13.3
2006-07	34	202	341	59.2	0	1	0.0	142	208	68.3	546	16.1
Totals	89	417	721	57.8	0	1	0.0	289	437	66.1	1123	12.6

**48 - JEFF SHEPPARD - 1,091 POINTS**


YEAR	G	FGM	FGA	Pct.	3FG	3FGA	Pct.	FTM	FTA	PCT.	TP	Avg.
1993-94	29	40	72	55.6	7	19	36.8	20	31	64.5	107	3.7
1994-95	33	99	225	44.0	28	78	35.9	49	65	75.4	275	8.3
1995-96	34	65	125	52.0	22	44	50.0	36	58	62.1	188	5.5
1997-98	38	186	419	44.4	71	189	37.6	78	111	70.3	521	13.7
Totals	134	390	841	46.4	128	330	38.8	183	265	69.1	1091	8.1


49 - BILLY RAY LICKERT - 1,076 POINTS


YEAR	G	FGM	FGA	Pct.	FTM	FTA	Pct.	TP	Avg.
1958-59	25	126	291	43.2	86	117	73.5	338	12.5
1959-60	20	110	274	40.1	68	95	71.6	288	14.4
1960-61	28	166	395	42.0	118	152	77.6	450	16.0
Totals	73	402	960	41.9	272	364	74.7	1076	14.7


50 - REX CHAPMAN - 1,073 POINTS

YEAR	G	FGM	FGA	Pct.	3FG	3FGA	Pct.	FTM	FTA	PCT.	TP	Avg.
1986-87	29	173	390	44.4	68	176	38.6	50	68	73.5	464	16.0
1987-88	32	231	461	50.1	66	159	41.5	81	102	79.4	609	19.0
Totals	61	404	851	47.5	134	335	40.0	131	170	77.1	1073	17.6


51 - DIRK MINNIEFIELD - 1,069 POINTS

YEAR	G	FGM	FGA	Pct.	FTM	FTA	Pct.	TP	Avg.
1979-80	34	68	142	47.9	35	49	71.4	171	5.0
1980-81	28	118	213	55.4	55	63	87.3	291	10.4
1981-82	30	128	251	51.0	84	111	75.7	340	11.3
1982-83	31	108	199	54.3	51	68	75.0	267	8.6
Totals	123	422	805	52.4	225	291	77.3	1069	8.7


52 - TERENCE JONES - 1,064 POINTS


YEAR	G	FGM	FGA	Pct.	3FG	3FGA	Pct.	FTM	FTA	PCT.	TP	Avg.
2010-11	38	206	466	44.2	26	79	32.9	157	243	64.6	595	15.7
2011-12	38	177	354	50.0	16	49	32.7	99	158	62.7	469	12.3
Totals	76	383	820	46.7	42	128	32.8	256	401	63.8	1064	14.0


53 - JAMAAL MAGLOIRE - 1,064 POINTS

YEAR	G	FGM	FGA	Pct.	FTM	FTA	Pct.	TP	Avg.
1996-97	40	75	153	49.0	45	82	54.9	195	4.9
1997-98	38	77	158	48.7	43	64	67.2	197	5.2
1998-99	34	94	177	53.1	49	85	57.6	237	7.0
1999-00	33	148	296	50.0	139	203	68.5	435	13.2
Totals	145	394	784	50.3	276	434	63.6	1064	7.3


54 - ERIK DANIELS - 1,053 POINTS

YEAR	G	FGM	FGA	Pct.	3FG	3FGA	Pct.	FTM	FTA	PCT.	TP	Avg.
2000-01	33	64	133	56.6	5	18	27.8	38	63	60.3	171	5.2
2001-02	36	46	110	41.8	3	19	15.8	17	31	54.8	112	3.7
2002-03	32	136	240	56.7	4	13	30.8	29	46	63.0	305	9.5
2003-04	32	201	346	58.1	7	23	30.4	56	89	62.9	465	14.5
Totals	127	447	809	55.3	19	73	26.0	140	229	61.1	1053	8.3

**55 - JIM LINE - 1,041 POINTS**


YEAR	G	FGM	FGA	Pct.	FTM	FTA	Pct.	TP	Avg.
1946-47	35	86	209	41.1	27	40	67.5	199	5.7
1947-48	38	107	296	36.1	51	62	82.2	265	7.0
1948-49	32	70	195	35.8	43	51	84.3	183	5.7
1949-50	30	155	369	42.0	84	122	69.6	394	13.1
Totals	135	418	1069	39.1	205	275	74.5	1041	7.7

**56 - BOB BURROW - 1,023 POINTS**


YEAR	G	FGM	FGA	Pct.	FTM	FTA	Pct.	TP	Avg.
1954-55	26	198	473	41.9	99	159	62.3	495	19.0
1955-56	25	207	463	44.7	114	171	66.7	528	21.1
Totals	51	405	936	43.3	213	330	64.5	1023	20.1

**57 - DORON LAMB - 1,018 POINTS**

YEAR	G	FGM	FGA	Pct.	3FG	3FGA	Pct.	FTM	FTA	Pct.	TP	Avg.
2010-11	38	161	324	49.7	68	140	48.6	79	100	79.0	469	12.3
2011-12	40	175	369	47.4	76	163	46.6	123	149	82.6	549	13.7
Totals	78	336	693	48.5	144	303	47.5	202	249	81.1	1018	13.1

**58 - RON MERCER - 1,013 POINTS**

YEAR	G	FGM	FGA	Pct.	3FG	3FGA	Pct.	FTM	FTA	Pct.	TP	Avg.
1995-96	36	107	234	45.7	23	68	33.8	51	65	78.5	288	8.0
1996-97	40	297	603	49.3	49	141	34.8	82	105	78.1	725	18.1
Totals	76	404	837	48.3	72	209	34.4	133	170	78.2	1013	13.3

**59 - JIMMY DAN CONNER - 1,009 POINTS**

YEAR	G	FGM	FGA	Pct.	FTM	FTA	Pct.	TP	Avg.
1972-73	28	136	286	47.6	41	66	62.1	313	11.2
1973-74	26	128	246	52.0	56	83	67.5	312	12.0
1974-75	31	171	338	50.6	42	69	60.9	384	12.4
Totals	85	435	870	50.0	139	218	63.8	1009	11.9

**60 - BOBBY WATSON - 1,001 POINTS**

YEAR	G	FGM	FGA	Pct.	FTM	FTA	Pct.	TP	Avg.
1949-50	30	84	269	31.2	59	90	65.5	227	7.6
1950-51	34	151	460	32.8	51	68	75.0	353	10.4
1951-52	32	184	517	35.6	53	80	66.2	421	13.1
Totals	96	419	1246	33.6	163	238	68.5	1001	10.4



FIELD GOALS RECORDS

CAREER LEADERS

FIELD GOALS MADE

Player	Seasons	G	FGA	FGM
1. Jack Givens	1975-78	123	1,683	843
2. Dan Issel	1968-70	83	1,591	825
3. Kevin Grevey	1973-75	84	1,490	771
4. Kenny Walker	1983-86	132	1,339	765
5. Tony Delk	1993-96	133	1,441	683
6. Jamal Mashburn	1990-93	98	1,307	675
7. Keith Bogans	2000-03	135	1,535	671
8. Alex Groza	1947-49	120	1,514	667
9. Tayshaun Prince	1999-02	135	1,419	648
10. Mike Casey	1968-69, 71	82	1,341	647

FIELD GOALS ATTEMPTED

Player	Seasons	G	FGM	FGA
1. Jack Givens	1975-78	123	843	1,683
2. Ralph Beard	1946-49	139	606	1,597
3. Dan Issel	1968-70	83	825	1,591
4. Alex Groza	1947-49	120	667	1,514
5. Cotton Nash	1962-64	78	645	1,548
6. Keith Bogans	2000-03	135	671	1,535
7. Kevin Grevey	1973-75	84	771	1,490
8. Tony Delk	1993-96	133	683	1,441
9. Johnny Cox	1957-59	84	564	1,425
10. Tayshaun Prince	1999-02	135	648	1,419

FIELD-GOAL PERCENTAGE (MIN. 400 ATTEMPTS)

Player	Seasons	FGM	FGA	Pct
1. Nick Richards	2018-20	281	447	.6286
2. Marquis Estill	2001-03	365	607	.6013
3. Willie Cauley-Stein	2013-15	346	583	.5934
4. Charles Hurt	1980-83	303	511	.5930
5. Melvin Turpin	1981-84	626	1,059	.5911
6. Patrick Patterson	2008-10	617	1,054	.5854
7. Rick Robey	1975-78	533	917	.5812
8. Randolph Morris	2005-07	417	722	.5776
9. Kenny Walker	1983-86	765	1,339	.5713
10. Andre Riddick	1992-95	265	465	.5699

SINGLE-SEASON LEADERS

FIELD GOALS MADE

Player	Season	G	FGA	FGM
1. Dan Issel	1969-70	28	667	369
2. Kevin Grevey	1974-75	31	592	303
3. Ron Mercer	1996-97	40	603	297
4. Dan Issel	1968-69	28	534	285
5. Jamal Mashburn	1991-92	36	492	279
6. Pat Riley	1965-66	29	514	265
7. Cliff Hagan	1951-52	32	633	264
8. Jodie Meeks	2008-09	36	568	263
9. Kenny Walker	1985-86	36	447	260
10. Jamal Mashburn	1992-93	34	526	259
Alex Groza	1948-49	34	612	259

BY A FRESHMAN

1. Malik Monk	2016-17	38	558	251
2. Jamal Murray	2015-16	36	538	244
3. Brandon Knight	2010-11	38	513	217
4. De'Aaron Fox	2016-17	38	447	214
5. Anthony Davis	2011-12	40	337	210

TEAM RECORDS

FIELD GOALS MADE

Game	60	vs. Georgia (2/27/1956)
Season	1,238	1996-97

FIELD GOALS ATTEMPTED

Game	125	vs. Ole Miss (2/8/1964)
Season	3,465	1947-48

HIGHEST FIELD-GOAL PERCENTAGE

First Half	.786	vs. Ole Miss (1/14/1981) [11 of 14]
Second Half	.875	at Alabama (2/9/1980) [14 of 16]
Game	.765	vs. Notre Dame (12/29/1981) [13 of 17]
Season	.556	1982-83

INDIVIDUAL RECORDS

FIELD GOALS MADE

Game	23	Dan Issel at Ole Miss (2/7/1970)
Season	369	Dan Issel (1969-70)
Career	843	Jack Givens (1975-78)

FIELD GOALS ATTEMPTED

Game	42	Bill Spivey (2/18/1950)
Season	667	Dan Issel (1969-70)
Career	1,638	Jack Givens (1975-78)

HIGHEST FIELD-GOAL PERCENTAGE

Game (min. 10 made)	1.000	Rodney Dent vs. Morehead St. (12/17/1993) [12 of 12]
		Kenny Walker vs. Western Ky. (3/16/1986) [11 of 11]

Season (min. 100 att.)

.680	Marcus Lee (2015-16) [102 of 150]
------	-----------------------------------

Career (min. 400 att.)

.629	Nick Richards (2018-20) [281 of 447]
------	--------------------------------------

LONGEST FIELD GOAL MADE

Game	63 feet, 7 inches
	Cliff Barker vs. Vanderbilt (2/26/1949 in Alumni Gym)

Other Long Shots on Record

53 ft. 9 in.	Ralph Beard vs. Tennessee in 1947-48
53 ft. 6 in.	Linville Puckett vs. Mississippi State in 1953-54
48 ft. 2 in.	Red Hagan vs. Marquette in 1937-38
47 feet	Vernon Hatton vs. Temple (12/7/1957) that tied the score at the end of the first overtime. UK later won the game in three overtimes, 85-83

BY A SOPHOMORE

1. Ron Mercer	1996-97	40	603	297
2. Jamal Mashburn	1991-92	36	492	279
3. Jack Givens	1975-76	30	494	243
4. Patrick Patterson	2008-09	34	398	240
5. Kevin Grevey	1972-73	28	441	236

BY A JUNIOR

1. Dan Issel	1968-69	28	534	285
2. Pat Riley	1965-66	29	514	265
3. Cliff Hagan	1951-52	32	633	264
4. Jodie Meeks	2008-09	36	568	263
5. Jamal Mashburn	1992-93	34	526	259

**BY A SENIOR**

1. Dan Issel	1969-70	28	667	369
2. Kevin Grevey	1974-75	31	592	303
3. Kenny Walker	1985-86	36	447	260
4. Alex Groza	1948-49	34	612	259
5. Cotton Nash	1963-64	27	588	248

FIELD GOALS ATTEMPTED

Player	Season	G	FGM	FGA
1. Dan Issel	1969-70	28	369	667
2. Cliff Hagan	1951-52	32	264	633
3. Bill Spivey	1950-51	33	252	632
4. Bill Spivey	1949-50	30	225	619
5. Alex Groza	1948-49	34	259	612
6. Ron Mercer	1996-97	40	297	603
7. Kevin Grevey	1974-75	31	303	592
8. Cotton Nash	1963-64	27	248	588
9. Jodie Meeks	2008-09	36	263	568
10. Malik Monk	2016-17	38	251	558

BY A FRESHMAN

1. Malik Monk	2016-17	38	251	558
2. Jamal Murray	2015-16	36	244	538
3. Brandon Knight	2010-11	38	217	513
4. Terrence Jones	2010-11	38	206	466
5. James Young	2013-14	40	174	450

BY A SOPHOMORE

1. Bill Spivey	1949-50	30	225	619
2. Ron Mercer	1996-97	40	297	603
3. Jack Givens	1975-76	30	243	494
4. Jamal Mashburn	1991-92	36	279	492
5. Antoine Walker	1995-96	36	228	492

BY A JUNIOR

1. Cliff Hagan	1951-52	32	264	633
2. Bill Spivey	1950-51	33	252	632
3. Jodie Meeks	2008-09	36	263	568
4. Ralph Beard	1947-48	38	194	536
5. Dan Issel	1968-69	28	285	534

BY A SENIOR

1. Dan Issel	1969-70	28	369	667
2. Alex Groza	1948-49	34	259	612
3. Kevin Grevey	1974-75	31	303	592
4. Cotton Nash	1963-64	27	248	588
5. Bobby Watson	1951-52	32	184	517

FIELD-GOAL PERCENTAGE (MIN. 150 ATTEMPTS)

Player	Season	FGM	FGA	Pct
1. Marcus Lee	2015-16	102	150	.680
2. Michael Bradley	1998-99	157	239	.657
3. Nick Richards	2019-20	163	253	.644
4. Rick Robey	1977-78	167	263	.635
5. Charles Hurt	1982-83	102	162	.630
6. Marquis Estill	2001-02	111	178	.624
7. Anthony Davis	2011-12	210	337	.623
8. Willie Cauley-Stein	2012-13	105	169	.621
9. Melvin Turpin	1982-83	192	311	.617
10. Josh Harrellson	2010-11	127	208	.611

BY A FRESHMAN

1. Anthony Davis	2011-12	210	337	.623
------------------	---------	-----	-----	------

BY A SOPHOMORE

1. Michael Bradley	1998-99	157	239	.657
--------------------	---------	-----	-----	------

BY A JUNIOR

1. Marcus Lee	2015-16	102	150	.680
---------------	---------	-----	-----	------

BY A SENIOR

1. Rick Robey	1977-78	167	363	.635
---------------	---------	-----	-----	------

SINGLE-GAME LEADERS**FIELD GOALS MADE**

Player, Opponent (Date)	FGM
1. Dan Issel at Ole Miss (2/7/1970)	23
2. Dan Issel at Alabama (2/23/1970)	19
Dan Issel at LSU (2/21/1970)	19
Bob Burrow vs. LSU (1/14/1956)	19
5. Malik Monk vs. North Carolina (12/17/2016)	18
Melvin Turpin vs. Georgia (3/8/1984)	18
Melvin Turpin at Tennessee (1/31/1984)	18
Jack Givens vs. Duke (3/27/1978)	18
Dan Issel at Vanderbilt (3/1/1969)	18
Louie Dampier at Vanderbilt (2/2/1966)	18

FIELD GOALS ATTEMPTED

Player, Opponent (Date)	FGA
1. Bill Spivey vs. Georgia Tech (2/18/1950)	42
2. Bill Spivey vs. Xavier (2/13/1951)	41

FIELD-GOAL PERCENTAGE (MIN. 10 ATTEMPTS)

Player, Opponent (Date)	Pct
1. Rodney Dent vs. Morehead State (12/17/1993) [12 of 12]	1.000
Kenny Walker vs. Western Kentucky (3/16/1986) [11 of 11]	1.000
3. Jack Givens at Mississippi State (1/31/1977) [11 of 12]	.917
Rick Robey vs. Miami (Ohio) (12/10/1975) [11 of 12]	.917
5. Nick Richards vs. Eastern Kentucky (11/18/1919) [10 of 11]	.909
Anthony Davis vs. Vanderbilt (2/25/2012) [10/11]	.909
Jared Prickett vs. UT Martin (11/26/1994) [10/ff/11]	.909
Travis Ford vs. Wake Forest (3/25/1993) [10 of 11]	.909
LeRon Ellis vs. Austin Peay (12/27/1988) [10 of 11]	.909
Bob Guyette at LSU (1/5/1974) [10 of 11]	.909



YEAR-BY-YEAR FIELD-GOAL PERCENTAGE LEADERS

YEAR	PLAYER	CL.	FGM	FGA	PCT.
1946-47	James Line	Fr.	86	209	.411
1947-48	Alex Groza	Jr.	200	530	.377
1948-49	Alex Groza	Sr.	259	612	.423
1949-50	James Line	Sr.	155	369	.420
1950-51	Bill Spivey	Jr.	252	632	.399
1951-52	Cliff Hagan	Jr.	264	633	.417
1953-54	Cliff Hagan	Sr.	234	514	.455
1954-55	Bob Burrow	Jr.	198	473	.419
1955-56	Vernon Hatton	So.	123	249	.494
1956-57	Vernon Hatton	Jr.	112	255	.439
1957-58	Vernon Hatton	Sr.	192	458	.419
1958-59	Bennie Coffman	Jr.	110	216	.509
1959-60	Billy Ray Lickert	Jr.	110	274	.401
1960-61	Billy Ray Lickert	Sr.	166	395	.420
1961-62	Larry Pursiful	Sr.	204	400	.510
1962-63	Don Rolfes	So.	68	134	.507
1963-64	Larry Conley	So.	114	231	.493
1964-65	Louie Dampier	So.	171	334	.512
1965-66	Louie Dampier	Jr.	249	482	.516
1966-67	Cliff Berger	Jr.	98	176	.556
1967-68	Mike Casey	So.	231	474	.489
1968-69	Mike Pratt	Jr.	173	321	.539
1969-70	Dan Issel	Sr.	369	667	.553
1970-71	Kent Hollenbeck	Jr.	113	212	.533
1971-72	Jim Andrews	Jr.	236	409	.577
1972-73	Jim Andrews	Sr.	243	434	.560
1973-74	Bob Guyette	Jr.	138	248	.557
1974-75	Rick Robey	Fr.	135	248	.544
1975-76	Mike Phillips	So.	199	367	.542
1976-77	Rick Robey	Jr.	158	276	.573
1977-78	Rick Robey	Sr.	167	263	.635
1978-79	LaVon Williams	Jr.	119	219	.543
1979-80	Sam Bowie	Fr.	165	311	.531
1980-81	Dirk Minniefield	So.	118	213	.554
1981-82	Melvin Turpin	So.	160	275	.582
1982-83	Charles Hurt	Sr.	102	162	.630
1983-84	Melvin Turpin	Sr.	224	378	.593
1984-85	Kenny Walker	Jr.	246	440	.559
1985-86	Kenny Walker	Sr.	260	447	.582
1986-87	Rob Lock	Jr.	91	161	.565
1987-88	Rob Lock	Sr.	123	219	.562
1988-89	LeRon Ellis	So.	200	385	.519
1989-90	Reggie Hanson	Jr.	165	332	.497
1990-91	Deron Feldhaus	Jr.	106	203	.522
1991-92	Jamal Mashburn	So.	279	492	.567
1992-93	Travis Ford	Jr.	129	245	.527
1993-94	Andre Riddick	Jr.	117	207	.565
1994-95	Andre Riddick	Sr.	68	123	.553
1995-96	Walter McCarty	Sr.	152	280	.543
1996-97	Jared Prickett	Sr.	116	211	.550
1997-98	Nazr Mohammed	Jr.	190	318	.597
1998-99	Michael Bradley	So.	157	239	.657

YEAR	PLAYER	CL.	FGM	FGA	PCT.
1999-00	Jamaal Magloire	Sr.	148	296	.500
2000-01	Marquis Estill	So.	85	141	.603
2001-02	Marquis Estill	Jr.	111	178	.624
2002-03	Marquis Estill	Sr.	169	288	.587
2003-04	Erik Daniels	Sr.	201	346	.581
2004-05	Randolph Morris	Fr.	105	199	.528
2005-06	Randolph Morris	So.	110	181	.608
2006-07	Randolph Morris	Jr.	202	341	.592
2007-08	Perry Stevenson	So.	69	120	.575
2008-09	Patrick Patterson	So.	240	398	.603
2009-10	Patrick Patterson	Jr.	215	374	.575
2010-11	Josh Harrellson	Sr.	127	208	.611
2011-12	Anthony Davis	Fr.	210	337	.623
2012-13	Willie Cauley-Stein	Fr.	105	169	.621
2013-14	Willie Cauley-Stein	So.	106	178	.596
2014-15	Willie Cauley-Stein	Jr.	135	236	.572
2015-16	Marcus Lee	Jr.	102	150	.680
2016-17	Bam Adebayo	Fr.	170	284	.599
2017-18	PJ Washington	Fr.	135	260	.519
2018-19	Reid Travis	Gr.	124	231	.537
2019-20	Nick Richards	Jr.	163	253	.644
2020-21	Isaiah Jackson	Fr.	74	137	.540

**minimum 130 field goals attempted*



FREE THROWS RECORDS

CAREER LEADERS

FREE THROWS MADE

Player	Seasons	G	FTA	FTM
1. Kenny Walker	1983-86	132	733	550
2. Dan Issel	1968-70	83	661	488
3. Cotton Nash	1962-64	78	652	480
4. Ed Davender	1985-88	129	553	438
5. Alex Groza	1947-49	120	548	410
6. Winston Bennett	1984-86, 88	133	516	368
7. Rodrick Rhodes	1993-95	99	480	365
8. Jack Givens	1975-78	132	441	352
9. Frank Ramsey	1951-52, 54	91	518	346
10. Jamal Mashburn	1991-93	98	495	345

FREE THROWS ATTEMPTED

Player	Seasons	G	FTM	FTA
1. Kenny Walker	1983-86	132	550	733
2. Dan Issel	1968-70	83	488	661
3. Cotton Nash	1962-64	78	480	652
4. Alex Groza	1947-49	120	410	548
5. Ed Davender	1985-88	129	438	553
6. Frank Ramsey	1951-52, 54	91	346	518
7. Winston Bennett	1984-86, 88	133	368	516
8. Jamal Mashburn	1991-93	98	345	495
9. Ralph Beard	1946-49	139	305	489
10. Cliff Hagan	1951-52, 54	77	341	487

FREE-THROW PERCENTAGE (MIN. 200 ATTEMPTS)

Player	Seasons	FTM	FTA	Pct
1. Immanuel Quickley	2019-20	197	220	.895
2. Jodie Meeks	2007-09	299	336	.890
Kyle Macy	1978-80	331	372	.890
4. Travis Ford	1993-94	239	271	.882
5. Jim Master	1981-84	259	305	.849
6. Tyler Ulis	2014-16	209	247	.846
7. Richie Farmer	1989-92	207	247	.838
8. Louie Dampier	1965-67	297	356	.834
9. Anthony Epps	1994-97	208	254	.819
10. Darius Miller	2008-12	185	227	.815

SINGLE-SEASON LEADERS

FREE THROWS MADE

Player	Season	G	FTA	FTM
1. Kenny Walker	1984-85	31	284	218
2. Jodie Meeks	2008-09	36	234	211
3. Dan Issel	1969-70	28	275	210
4. Julius Randle	2013-14	40	289	204
5. Kenny Walker	1985-86	36	263	201
6. Alex Groza	1948-49	34	248	180
7. Dan Issel	1968-69	28	232	176
8. John Wall	2009-10	37	232	175
9. Tyler Ulis	2015-16	35	195	167
Rodrick Rhodes	1993-94	33	215	167

FREE THROWS ATTEMPTED

Player	Season	G	FTM	FTA
1. Julius Randle	2013-14	40	204	289
2. Kenny Walker	1984-85	31	218	284
3. Dan Issel	1969-70	28	210	275
4. DeMarcus Cousins	2009-10	38	162	268
5. Kenny Walker	1985-86	36	201	263

TEAM RECORDS

FREE THROWS MADE

Game	46	at Vanderbilt (1/7/1963)
Season	781	2013-14

MOST FREE THROWS ATTEMPTED

Game	56	vs. Mississippi State (2/12/1979)
Season	1,146	2013-14

HIGHEST FREE-THROW PERCENTAGE

Game (min. 10 attempts)

1.000	vs. Mississippi State (2/8/1983) [19 of 19]
	vs. Duke (3/3/1930) [19 of 19]
	vs. Austin Peay (12/19/2009) [18 of 18]
	at Ole Miss (1/28/1989) [13 of 13]
	vs. Georgia (3/13/1988) [12 of 12]
	vs. Florida (2/7/2012) [11 of 11]
	vs. Auburn (2/27/1983) [11 of 11]
	at Vanderbilt (3/2/1974) [11 of 11]
	vs. Alabama (2/1/1934) [11 of 11]
	at Alabama (1/18/1989) [10 of 10]
	vs. FLORIDA (2/22/20) [10 of 10]

FEWEST FREE THROWS ATTEMPTED

Game

1	vs. Auburn (3/10/1984)
	at Tennessee (1/5/1980)
	vs. Georgia (2/8/1975)

INDIVIDUAL RECORDS

FREE THROWS MADE

Game	18	Dwight Anderson vs. Mississippi State (1/15/1979)
Season	218	Kenny Walker (1984-85)
Career	550	Kenny Walker (1983-86)

FREE THROWS ATTEMPTED

Game	24	Cliff Hagan vs. Temple (12/18/1954)
Season	289	Julius Randle (2013-14)
Career	733	Kenny Walker (1983-86)

HIGHEST FREE-THROW PERCENTAGE

Game (min. 10 att.)

1.000	(38 times), last by Immanuel Quickley vs. AUBURN (2/29/2020) [11-11];
	most [14-14] done four times last by Immanuel Quickley vs. MISSISSIPPI STATE (2/4/20)

Game (min. 15 att.)

.944	Cliff Hagan vs. Ole Miss (1/2/1952) [17 of 18]
------	--

Season (min. 50 att.)

.935	Tyler Herro (2018-19) [87 of 93]
------	----------------------------------

Career (min. 200 att.)

.895	Immanuel Quickley (2019-20) [197-220]
------	---------------------------------------



FREE THROWS RECORDS

6.	Alex Groza	1948-49	34	180	248
7.	Bam Adebayo	2016-17	38	154	236
	Cotton Nash	1962-63	25	162	236
9.	Cliff Hagan	1951-52	32	164	235
10.	Jodie Meeks	2008-09	36	211	234

FREE-THROW PERCENTAGE (MIN. 50 ATTEMPTS)

	Player	Season	FTM	FTA	Pct
1.	Tyler Herro	2019	87	93	.935
2.	Immanuel Quickley	2020	144	156	.923
3.	Travis Ford	1994	103	113	.912
	Kyle Macy	1980	104	114	.912
5.	Jodie Meeks	2009	211	234	.902
6.	Jodie Meeks	2007	61	68	.897
7.	Jim Master	1982	95	106	.896
8.	Kyle Macy	1978	115	129	.892
9.	Gimel Martinez	1992	68	77	.883
10.	Kent Hollenbeck	1971	82	93	.882
	Bennie Coffman	1960	67	76	.882

CONSECUTIVE FREE THROWS MADE

	Player (Seasons)	FT
1.	Travis Ford (1992-93 to 1993-94)	50
2.	Jim Master (1981-82)	40
3.	Tyler Herro (2018-19)	38
4.	Jodie Meeks (2008-09)	36
5.	Ed Davender (1987-88)	33

SINGLE-GAME LEADERS**FREE THROWS MADE**

	Player, Opponent (Date)	FTM
1.	Dwight Anderson vs. Mississippi State (2/12/1979)	18
2.	Cotton Nash at Vanderbilt (1/8/1962)	17
	Roger Newman vs. Ohio State (3/18/1961)	17
	Cliff Hagan vs. Temple (12/5/1953)	17
	Cliff Hagan vs. Ole Miss (1/3/1952)	17
6.	Rodrick Rhodes vs. Ole Miss (1/18/1995)	16
	Jamal Mashburn vs. Eastern Kentucky (12/8/1992)	16
	Kenny Walker vs. Alabama (3/8/1986)	16
	Scotty Baesler at Vanderbilt (1/7/1963)	16
10.	11 players (last Olivier Sarr vs. Vanderbilt, 1/5/21)	14

FREE THROWS ATTEMPTED

	Player, Opponent (Date)	FTA
1.	Cliff Hagan vs. Temple (12/5/1953)	24
2.	Dwight Anderson vs. Mississippi State (2/12/1979)	23
3.	Roger Newman vs. Ohio State (3/18/1961)	22
4.	Alex Groza vs. Tulane (3/5/1949)	21
5.	PJ Washington vs. Kansas State (3/22/18)	20
	Heshimu Evans vs. Ole Miss (3/5/1999)	20
	Rodrick Rhodes vs. Ole Miss (1/18/1995)	20
	Kenny Walker vs. Kansas (12/31/1984)	20
	Jim Andrews vs. Kentucky (1/10/1972)	20
	Dan Issel vs. Notre Dame (12/27/1969)	20
	Dan Issel vs. Navy (12/19/1969)	20

FREE-THROW PERCENTAGE (MIN. 12 ATTEMPTS)

	Player, Opponent (Date)	Pct
1.	Immanuel Quickley vs. Mississippi St. (2/4/2020) [14 of 14]	1.000
	Jodie Meeks at Tennessee (1/13/2009) [14 of 14]	1.000
	Jodie Meeks vs. West Virginia (11/29/2008) [12 of 12]	1.000
	Ramel Bradley vs. Gardner-Webb (11/7/2007) [14 of 14]	1.000
	Louie Dampier vs. Oregon State (12/22/1966) [14 of 14]	1.000
	Travis Ford vs. Ohio State (12/22/1993) [13 of 13]	1.000
	Louie Dampier vs. Florida (1/30/1965) [13 of 13]	1.000

Ashton Hagans vs. Utah Valley (11/18/2019) [12 of 12]	1.000
Kyle Macy vs. Vanderbilt (1/19/1980) [12 of 12]	1.000
Rick Robey vs. Vanderbilt (3/1/1975) [12 of 12]	1.000
Kevin Grevey at Georgia (2/19/1973) [12 of 12]	1.000
Dan Issel vs. Miami, Ohio (3/15/1969) [12 of 12]	1.000
Cotton Nash vs. Notre Dame (12/29/1962) [12 of 12]	1.000
Larry Pursiful vs. Kansas State (12/23/1961) [12 of 12]	1.000
Johnny Cox vs. Maryland (12/15/1956) [12 of 12]	1.000
Phil Grawemeyer vs. Florida (2/3/1955) [12 of 12]	1.000



YEAR-BY-YEAR FREE-THROW PERCENTAGE LEADERS

YEAR	PLAYER	CL.	FT	FTA	PCT.
1945-46	Wilbur Schu	Sr.	58	82	.707
1946-47	Kenneth Rollins	Jr.	86	107	.803
1947-48	Kenneth Rollins	Jr.	67	92	.728
1948-49	Alex Groza	Sr.	180	248	.725
1949-50	Bill Spivey	So.	128	176	.727
1950-51	Shelby Linville	Jr.	53	70	.757
1951-52	Cliff Hagan	Jr.	164	235	.697
1953-54	Bill Evans	Jr.	49	63	.778
1954-55	Bill Evans	Sr.	81	109	.743
1955-56	Bob Burrow	Sr.	114	171	.667
	Vernon Hatton	So.	100	150	.667
1956-57	Johnny Cox	So.	138	180	.766
1957-58	Vernon Hatton	Sr.	112	144	.777
1958-59	Don Mills	Jr.	101	122	.827
1959-60	Bennie Coffman	Sr.	67	76	.882
1960-61	Larry Pursiful	Jr.	99	118	.838
1961-62	Larry Pursiful	Sr.	89	109	.816
1962-63	Scotty Baesler	Sr.	59	69	.855
1963-64	Terry Mobley	Jr.	43	56	.767
1964-65	Louie Dampier	So.	84	100	.840
1965-66	Tommy Kron	Sr.	57	67	.851
1966-67	Louie Dampier	Sr.	99	119	.831
1967-68	Mike Casey	So.	79	96	.823
1968-69	Dan Issel	Jr.	176	232	.759
1969-70	Dan Issel	Sr.	210	275	.764
1970-71	Kent Hollenbeck	Jr.	82	93	.882
1971-72	Ronnie Lyons	So.	70	80	.875
1972-73	Mike Flynn	So.	55	75	.733
1973-74	Kevin Grevey	Jr.	83	100	.830
1974-75	Rick Robey	Fr.	51	63	.810
1975-76	Jack Givens	So.	116	140	.829
1976-77	Jack Givens	Jr.	94	113	.832
1977-78	Kyle Macy	So.	115	129	.892
1978-79	Kyle Macy	Jr.	112	129	.868
1979-80	Kyle Macy	Sr.	104	114	.912
1980-81	Dirk Minniefield	So.	55	63	.873
1981-82	Jim Master	So.	95	106	.896
1982-83	Derrick Hord	Sr.	65	79	.823
1983-84	Jim Master	Sr.	60	74	.811
1984-85	Kenny Walker	Jr.	218	284	.768
1985-86	Ed Davender	So.	104	131	.794
1986-87	Ed Davender	Jr.	107	145	.738
1987-88	Ed Davender	Sr.	149	171	.871
1988-89	Reggie Hanson	So.	57	76	.750
1989-90	Richie Farmer	So.	50	59	.847
1990-91	Richie Farmer	Jr.	64	76	.842
1991-92	Gimel Martinez	So.	68	77	.883
1992-93	Travis Ford	Jr.	104	118	.881
1993-94	Travis Ford	Sr.	103	113	.912
1994-95	Anthony Epps	So.	68	80	.850
1995-96	Tony Delk	Sr.	88	110	.800
1996-97	Anthony Epps	Sr.	75	90	.833

YEAR	PLAYER	CL.	FT	FTA	PCT.
1997-98	Scott Padgett	Jr.	87	102	.853
1998-99	Heshimu Evans	Sr.	94	128	.734
1999-00	Desmond Allison	So.	53	68	.779
2000-01	Tayshaun Prince	Jr.	97	115	.843
2001-02	Chuck Hayes	Fr.	48	65	.738
2002-03	Chuck Hayes	So.	82	104	.788
2003-04	Kelenna Azubuike	So.	58	76	.763
2004-05	Chuck Hayes	Sr.	81	111	.730
2005-06	Ramel Bradley	So.	46	59	.780
2006-07	Jodie Meeks	Fr.	61	68	.897
2007-08	Ramel Bradley	Sr.	142	171	.830
2008-09	Jodie Meeks	Jr.	211	234	.902
2009-10	John Wall	Fr.	175	232	.754
2010-11	Darius Miller	Jr.	58	68	.853
2011-12	Doron Lamb	So.	123	149	.826
2012-13	Julius Mays	Sr.	55	65	.846
2013-14	Aaron Harrison	Fr.	139	176	.790
2014-15	Devin Booker	Fr.	53	64	.828
2015-16	Tyler Ulis	So.	167	195	.856
2016-17	Dominique Hawkins	Sr.	44	53	.830
2017-18	Shai Gilgeous-Alexander	Fr.	143	175	.817
2018-19	Tyler Herro	Fr.	87	93	.935
2019-20	Immanuel Quickley	So.	144	156	.923
2020-21	Devin Askew	Fr.	50	62	.806

*minimum 50 free throws attempted

3-POINT FIELD GOALS RECORDS

CAREER LEADERS

3-POINT FIELD GOALS MADE

Player	Seasons	Pct	3FGA	3FG
1. Tony Delk	1993-96	.398	712	283
2. Keith Bogans	2000-03	.342	743	254
3. Tayshaun Prince	1999-02	.329	621	204
4. Gerald Fitch	2001-04	.396	502	199
5. Derrick Miller	1986-90	.358	533	191
6. Travis Ford	1992-94	.445	427	190
7. Joe Crawford	2004-08	.350	532	186
8. Jodie Meeks	2007-09	.386	459	177
Ramel Bradley	2004-08	.355	499	177
10. Darius Miller	2008-12	.379	462	175

3-POINT FIELD GOALS ATTEMPTED

Player	Seasons	Pct	3FG	3FGA
1. Keith Bogans	2000-03	.342	254	743
2. Tony Delk	1993-96	.398	283	712
3. Tayshaun Prince	1999-02	.329	204	621
4. Derrick Miller	1986-90	.358	191	533
5. Joe Crawford	2004-08	.350	186	532
6. Gerald Fitch	2001-04	.396	199	502
7. Ramel Bradley	2004-08	.355	177	499
8. Darius Miller	2008-12	.379	175	462
9. Jodie Meeks	2007-09	.386	177	459
10. John Pelphrey	1989-92	.370	160	433

3-POINT FIELD GOALS PERCENTAGE (MIN. 150 ATTEMPTS)

Player	Seasons	3FG	3FGA	Pct
1. Doron Lamb	2010-12	144	303	.4752
2. Cameron Mills	1995-98	81	171	.4737
3. Travis Ford	1992-94	190	427	.4450
4. Jamal Murray	2015-16	113	277	.4079
5. Walter McCarty	1994-96	75	187	.4011
6. Rex Chapman	1987-88	134	335	.4000
7. Derek Anderson	1994-96	61	153	.3987
8. Derek Willis	2014-17	108	271	.3985
9. Tony Delk	1993-96	283	712	.3975
10. Malik Monk	2016-17	104	262	.3969

SINGLE-SEASON LEADERS

3-POINT FIELD GOALS MADE

Player	Season	Pct	3FGA	3FG
1. Jodie Meeks	2008-09	.406	288	117
2. Jamal Murray	2015-16	.408	277	113
3. Malik Monk	2016-17	.397	262	104
4. Travis Ford	1992-93	.529	191	101
5. Derrick Miller	1989-90	.332	298	99
6. Tony Delk	1993-94	.374	254	95
7. Tony Delk	1995-96	.443	210	93
8. Brandon Knight	2010-11	.377	231	87
9. James Young	2013-14	.349	235	82
Patrick Sparks	2004-05	.376	218	82
11. Keith Bogans	2002-03	.383	209	80
12. Gerald Fitch	2003-04	.401	197	79
13. Tony Delk	1994-95	.391	197	77
14. Doron Lamb	2011-12	.466	163	76
15. Keith Bogans	2000-01	.361	205	74
16. Jeff Sheppard	1997-98	.376	189	71
17. Ramel Bradley	2006-07	.367	188	69
Patrick Sparks	2005-06	.385	179	69

TEAM RECORDS

MOST 3-POINT FIELD GOALS MADE

Game	21	North Carolina (12-27-1989) [21 of 48]
Season	340	1992-93 [340 of 862 in 34 games]

MOST 3-POINT FIELD GOALS ATTEMPTED

Game	53	vs. UL Lafayette (12/23/1989) [15 of 53]
Season	888	1991-92 [317 of 888 in 36 games]

HIGHEST 3-POINT FIELD-GOAL PERCENTAGE

Game (min. 10 made)	.667	vs. Alabama (3/10/2018) [12 of 18]
		vs. Wake Forest (3/25/1993) [16 of 24]

Game (min. 20 made)

.571	vs. LSU (3-4-1995) [20 of 35]
------	-------------------------------

Season

.397	1995-96 [266 of 670 in 36 games]
------	----------------------------------

INDIVIDUAL RECORDS

MOST 3-POINT FIELD GOALS MADE

Half	7	Jamal Murray vs. Ohio State (12/19/2015)
		Jodie Meeks at Tennessee (1/3/2009)
		Tayshaun Prince vs. North Carolina (12/8/2001)
		Derrick Miller vs. Kansas (12/9/1989)

Game

10	Jodie Meeks at Tennessee (1/3/2009) [10 of 15]
----	--

Season

117	Jodie Meeks (2008-09) [117 of 288]
-----	------------------------------------

Career

283	Tony Delk (1993-96) [283 of 712]
-----	----------------------------------

MOST 3-POINT FIELD GOALS ATTEMPTED

Game	19	Derrick Miller vs. Kansas (12-8-1990) [8 of 19]
Season	289	Derrick Miller (1989-90) [99 of 289]
Career	712	Tony Delk (1993-96) [283 of 712]

HIGHEST 3-POINT FIELD-GOAL PERCENTAGE

Game (min. 5 att.)	1.000	Wenyen Gabriel vs. Alabama (3/10/2018) [7 of 7]
		Ramel Bradley vs. South Carolina (1/26/2008) [5 of 5]
		Keith Bogans vs. Tulane (12/10/2002) [5 of 5]
		Tayshaun Prince vs. South Carolina (2/3/2001) [5 of 5]
		Jamal Mashburn vs. Wake Forest (3/25/1993) [5 of 5]

Season (min. 75 att.):

.532	Cameron Mills (1996-97) [42 of 79]
------	------------------------------------

Season (min. 100 att.):

.529	Travis Ford (1992-93) [101 of 191]
------	------------------------------------

Career (min. 150 att.):

.474	Cameron Mills (1995-98) [81 of 171]
------	-------------------------------------



Anthony Epps	1996-97	.388	178	69
20. Doron Lamb	2010-11	.486	140	68
Rex Chapman	1986-87	.386	176	68

10. Devin Booker	2014-15	58	141	.411
Jeff Brassow	1993-94	46	112	.411

3-POINT FIELD GOALS ATTEMPTED

Player	Season	Pct	3FG	3FGA
1. Derrick Miller	1989-90	.332	99	298
2. Jodie Meeks	2008-09	.406	117	288
3. Jamal Murray	2015-16	.408	113	277
4. Malik Monk	2016-17	.397	104	262
5. Tony Delk	1993-94	.374	95	254
6. James Young	2013-14	.349	82	235
7. Brandon Knight	2010-11	.377	87	231
8. Patrick Sparks	2004-05	.376	82	218
9. Tony Delk	1995-96	.443	93	210
10. Keith Bogans	2002-03	.383	80	209
11. Keith Bogans	2000-01	.361	74	205
12. Gerald Fitch	2003-04	.401	79	197
13. Tony Delk	1994-95	.391	77	197
14. Tayshaun Prince	2001-02	.340	65	191
Travis Ford	1992-93	.529	101	191
16. Jeff Sheppard	1997-98	.376	71	189
17. Ramel Bradley	2006-07	.367	69	188
Dale Brown	1992-93	.340	64	188
19. Aaron Harrison	2014-15	.316	59	187
20. Joe Crawford	2006-07	.350	63	180
Jamal Mashburn	1992-93	.439	66	180

HIGHEST 3-POINT FIELD-GOAL PERCENTAGE (MIN. 100 ATT.)

Player	Season	3FG	3FGA	Pct
1. Travis Ford	1992-93	101	191	.529
2. Doron Lamb	2010-11	68	140	.486
3. Doron Lamb	2011-12	76	163	.466
4. Darius Miller	2010-11	58	131	.443
Tony Delk	1995-96	93	210	.443
6. Derek Willis	2015-16	53	120	.442
7. Jamal Mashburn	1991-92	58	132	.439
8. Immanuel Quickley	2019-20	62	145	.428
9. Rex Chapman	1987-88	66	159	.415

SINGLE-GAME LEADERS**3-POINT FIELD GOALS MADE**

Player, Opponent (Date)	3FGA	3FG
1. Jodie Meeks, at Tennessee (1/13/2009)	15	10
2. Jodie Meeks, Appalachian State (12/20/2008)	14	9
Tony Delk, TCU (1/20/1996)	12	9
4. Immanuel Quickley, at Texas A&M (2/25/2020)	12	8
Malik Monk, North Carolina (12/17/2017)	12	8
Jamal Murray, Florida (2/6/2016)	10	8
Eric Bledsoe, East Tenn. State (3/18/2010)	9	8
Cameron Mills, Florida (2/1/1998)	14	8
Derrick Miller, Tennessee (1/20/1990)	13	8
Derrick Miller, North Carolina (12/27/1989)	16	8
Derrick Miller, Kansas (12/9/1989)	19	8

3-POINT FIELD GOALS ATTEMPTED

Player, Opponent (Date)	3FGM	3FGA
1. Derrick Miller, Kansas (12/9/1989)	8	19
2. Derrick Miller, Tennessee Tech (12/6/1989)	7	18
3. Derrick Miller, LSU (2/15/1990)	7	16
Derrick Miller, North Carolina (12/27/1989)	7	16
Derrick Miller, UL Lafayette (12/23/1989)	7	16
6. Jodie Meeks, at Tennessee (1/13/2009)	10	15
Jodie Meeks, Tennessee State (12/22/2009)	8	15
Jamal Mashburn, South Carolina (1/4/1992)	5	15
Derrick Miller, Vanderbilt (2/7/1990)	6	15
Derrick Miller, Ole Miss (1/27/1990)	4	15

CONSECUTIVE GAMES WITH 3-POINT FIELD GOAL

Player	Streak
1. Jamal Murray	36 (36 in 2015-16)
2. Tony Delk	34 (32 in 1993-94, 2 in 1994-95)
3. Travis Ford	32 (27 in 1992-93, 5 in 1993-94)
4. Keith Bogans	29 (3 in 2001-02, 27 in 2002-03)
5. Jodie Meeks	27 (1 in 2007-08, 26 in 2008-09)

YEAR-BY-YEAR 3-POINT FIELD GOALS MADE LEADERS

YEAR	PLAYER	CL.	3FG	3FGA	PCT.
1986-87	Derrick Miller	Fr.	35	81	.432
1987-88	Rex Chapman	So.	66	159	.415
1988-89	Derrick Miller	Jr.	54	139	.388
1989-90	John Pelphrey	So.	44	120	.367
1990-91	John Pelphrey	Jr.	62	164	.378
1991-92	Jamal Mashburn	So.	58	132	.439
1992-93	Travis Ford	Jr.	101	191	.529
1993-94	Jeff Brassow	Sr.	46	112	.411
1994-95	Tony Delk	Jr.	77	197	.391
1995-96	Tony Delk	Sr.	93	210	.443
1996-97	Cameron Mills	Jr.	42	79	.532
1997-98	Cameron Mills	Sr.	38	87	.437
1998-99	Scott Padgett	Sr.	61	160	.381
1999-00	Tayshaun Prince	So.	46	150	.307
2000-01	Keith Bogans	So.	74	205	.361
2001-02	Tayshaun Prince	Sr.	65	191	.340
2002-03	Gerald Fitch	Jr.	61	147	.415
2003-04	Gerald Fitch	Sr.	79	197	.401

YEAR	PLAYER	CL.	3FG	3FGA	PCT.
2004-05	Patrick Sparks	Jr.	82	218	.376
2005-06	Patrick Sparks	Sr.	69	179	.385
2006-07	Ramel Bradley	Jr.	69	188	.367
2007-08	Ramel Bradley	Sr.	58	153	.379
2008-09	Jodie Meeks	Jr.	117	288	.406
2009-10	Darnell Dodson	So.	50	144	.347
2010-11	Brandon Knight	Fr.	87	231	.377
2011-12	Doron Lamb	So.	76	163	.466
2012-13	Julius Mays	Sr.	65	175	.371
2013-14	James Young	Fr.	82	235	.349
2014-15	Aaron Harrison	So.	59	159	.316
2015-16	Jamal Murray	Fr.	113	277	.408
2016-17	Malik Monk	Fr.	104	262	.397
2017-18	Kevin Knox	So.	57	167	.341
2018-19	Tyler Herro	Fr.	60	169	.355
2019-20	Immanuel Quickley	So.	62	145	.428
2020-21	Davion Mintz	Gr.	56	148	.378



REBOUNTING RECORDS

CAREER LEADERS

REBOUNDS

Player	Seasons	G	Avg	Reb
1. Dan Isel	1968-70	83	13.0	1,078
2. Frank Ramsey	1951-52, 54	91	11.4	1,038
3. Cliff Hagan	1951-52, 54	77	13.4	1,035
4. Johnny Cox	1957-59	84	12.0	1,004
5. Cotton Nash	1962-64	78	12.3	962
6. Kenny Walker	1983-86	132	7.1	942
7. Chuck Hayes	2002-05	134	6.8	910
8. Sam Bowie	1980-81, 84	96	8.8	843
9. Rick Robey	1975-78	105	8.0	838
10. Bob Burrow	1955-56	51	16.1	823

REBOUNTING AVERAGE (MIN. 60 GAMES)

Player	Seasons	G	Reb	Avg
1. Cliff Hagan	1951-52, 54	77	1,035	13.4
2. Dan Isel	1968-70	83	1,078	13.0
3. Cotton Nash	1962-64	78	962	12.3
4. Johnny Cox	1957-59	84	1,004	12.0
5. Frank Ramsey	1951-52, 54	91	1,038	11.4
6. Ed Beck	1956-58	78	783	10.0
7. Phil Grawemeyer	1953-56	71	703	9.9
8. Jim Andrews	1971-73	80	783	9.8
9. Don Mills	1957-59	71	669	9.4
10. Bill Spivey	1949-51	63	567	9.0

SINGLE-SEASON LEADERS

REBOUNDS

Player	Season	G	Avg	Reb
1. Bill Spivey	1950-51	33	17.2	567
2. Cliff Hagan	1951-52	32	16.5	528
3. Bob Burrow	1954-55	26	17.7	459
4. Frank Ramsey	1950-51	34	12.8	434
5. Julius Randle	2013-14	40	10.4	417
6. Anthony Davis	2011-12	40	10.4	415
7. Frank Ramsey	1951-52	32	12.0	383
8. Dan Isel	1968-69	28	13.6	381
9. Ed Beck	1956-57	27	14.1	380
10. DeMarcus Cousins	2009-10	38	9.8	374

REBOUNTING AVERAGE

Player	Season	G	Reb	Avg
1. Bob Burrow	1954-55	26	459	17.7
2. Bill Spivey	1950-51	33	567	17.2
3. Cliff Hagan	1951-52	32	528	16.5
4. Bob Burrow	1955-56	25	364	14.6
5. Ed Beck	1956-57	27	380	14.1
6. Dan Isel	1968-69	28	381	13.6
7. Cliff Hagan	1953-54	25	338	13.5
8. Cotton Nash	1961-62	26	345	13.3
9. Dan Isel	1969-70	28	369	13.2
10. Don Mills	1959-60	25	323	12.9

SINGLE-GAME LEADERS

REBOUNDS

Player, Opponent (Date)	Reb
1. Bob Burrow, Temple (12/10/1955)	34
Bill Spivey, Xavier (2/13/1951)	34
3. Cotton Nash, Ole Miss (2/8/1964)	30
Cotton Nash, Temple (12/18/1961)	30

TEAM RECORDS

MOST REBOUNDS

Game	108	vs. Ole Miss (2/8/1964)
Season	2,109	1950-51

HIGHEST REBOUNTING AVERAGE

Season	64.6	1955-56 [1,680 in 26 games]
--------	------	-----------------------------

HIGHEST REBOUNTING MARGIN

Season	21.5	1955-56
--------	------	---------

INDIVIDUAL RECORDS

MOST REBOUNDS

Game	34	Bob Burrow vs. Temple (12/10/1955) Billy Spivey vs. Xavier (2/13/1951)
Season	567	Bill Spivey (1950-51)
Career	1,078	Dan Isel (1968-70)

HIGHEST REBOUNTING AVERAGE

Season	17.7	Bob Burrow (1954-55) [459 in 26 games]
--------	------	--

Career	16.1	Bob Burrow (1955-56) [823 in 51 games]
--------	------	--

5. Dan Isel, LSU (2/22/1969)	29
6. Mike Phillips, Tennessee (1/10/1976)	28
7. Dan Isel, Xavier (11/30/1968)	24
Dan Isel, Florida (12/4/1967)	24
Don Mills, Southern California (12/5/1959)	24



YEAR-BY-YEAR REBOUNDBING LEADERS

YEAR	PLAYER	CL.	G	REB	AVG
1950-51	Bill Spivey	Jr.	33	567	17.2
1951-52	Cliff Hagan	Jr.	32	528	16.5
1953-54	Cliff Hagan	Sr.	25	338	13.5
1954-55	Bob Burrow	Jr.	26	459	17.7
1955-56	Bob Burrow	Sr.	25	364	14.6
1956-57	Ed Beck	Jr.	27	380	14.1
1957-58	Johnny Cox	Jr.	29	365	12.6
1958-59	Johnny Cox	Sr.	27	329	12.2
1959-60	Don Mills	Sr.	25	323	12.9
1960-61	Roger Newman	Sr.	28	265	9.5
1961-62	Cotton Nash	So.	26	345	13.2
1962-63	Cotton Nash	Jr.	25	300	12.0
1963-64	Cotton Nash	Sr.	27	317	11.7
1964-65	John Adams	Sr.	25	214	8.6
1965-66	Pat Riley	Jr.	29	259	8.9
1966-67	Thad Jaracz	Jr.	26	215	8.3
1967-68	Dan Issel	So.	27	328	12.1
1968-69	Dan Issel	Jr.	28	381	13.6
1969-70	Dan Issel	Sr.	28	369	13.2
1970-71	Tom Payne	So.	28	283	10.1
1971-72	Jim Andrews	Jr.	28	315	11.3
1972-73	Jim Andrews	Sr.	28	348	12.4
1973-74	Bob Guyette	Jr.	26	205	7.9
1974-75	Rick Robey	Fr.	31	214	6.9
1975-76	Mike Phillips	So.	30	295	9.8
1976-77	Rick Robey	Jr.	30	273	9.1
1977-78	Rick Robey	Sr.	32	261	8.2
1978-79	LaVon Williams	Jr.	31	213	6.9
1979-80	Sam Bowie	Fr.	34	276	8.1
1980-81	Sam Bowie	So.	28	254	9.1
1981-82	Melvin Turpin	So.	30	212	7.1
1982-83	Melvin Turpin	Jr.	31	195	6.3
1983-84	Sam Bowie	Sr.	34	313	9.2
1984-85	Kenny Walker	Jr.	31	315	10.2
1985-86	Kenny Walker	Sr.	36	276	7.7
1986-87	Richard Madison	Jr.	29	216	7.4
1987-88	Winston Bennett	Sr.	33	258	7.8
1988-89	Chris Mills	Fr.	32	277	8.7
1989-90	Reggie Hanson	Jr.	28	200	7.1
1990-91	Reggie Hanson	Sr.	28	201	7.2
1991-92	Jamal Mashburn	So.	36	281	7.8
1992-93	Jamal Mashburn	Jr.	34	284	8.3
1993-94	Jared Prickett	So.	33	232	7.0
1994-95	Mark Pope	Jr.	33	271	6.3
1995-96	Antoine Walker	So.	36	302	8.4
1996-97	Jared Prickett	Sr.	38	225	5.9
1997-98	Nazr Mohammed	Jr.	39	282	7.2
1998-99	Scott Padgett	Sr.	37	217	5.9
1999-00	Jamaal Magloire	Sr.	33	300	9.1
2000-01	Tayshaun Prince	Jr.	34	221	6.5
2001-02	Tayshaun Prince	Sr.	32	202	6.3
2002-03	Chuck Hayes	So.	36	244	6.8

YEAR	PLAYER	CL.	G	REB	AVG
2003-04	Chuck Hayes	Jr.	32	260	8.1
2004-05	Chuck Hayes	Sr.	34	263	7.7
2005-06	Rajon Rondo	So.	34	209	6.1
2006-07	Randolph Morris	Jr.	34	264	7.8
2007-08	Patrick Patterson	Fr.	25	192	7.7
2008-09	Patrick Patterson	So.	34	316	9.3
2009-10	DeMarcus Cousins	Fr.	38	374	9.8
2010-11	Terrence Jones	Fr.	38	336	8.8
2011-12	Anthony Davis	Fr.	40	415	10.4
2012-13	Nerlens Noel	Fr.	24	227	9.5
2013-14	Julius Randle	Fr.	40	417	10.4
2014-15	Karl-Anthony Towns	Fr.	39	261	6.7
2015-16	Marcus Lee	Jr.	36	216	6.0
2016-17	Bam Adebayo	Fr.	38	304	8.0
2017-18	PJ Washington	Fr.	37	211	5.7
2018-19	PJ Washington	So.	35	264	7.5
2019-20	Nick Richards	Jr.	31	241	7.8
2020-21	Isaiah Jackson	Fr.	25	165	6.6

**leaders determined by total rebounds*



STEALS RECORDS

CAREER LEADERS

STEALS

Player	Seasons	G	Avg	Stls
1. Wayne Turner	1996-99	151	1.6	238
2. Tony Delk	1993-96	133	1.5	201
3. Cliff Hawkins	2001-04	126	1.6	199
4. Ed Davender	1985-88	129	1.5	191
5. Jared Prickett	1993-97	143	1.3	187
6. Anthony Epps	1994-97	141	1.3	184
7. John Pelphrey	1989-92	114	1.5	173
8. Chuck Hayes	2002-05	134	1.3	170
9. Rodrick Rhodes	1993-95	99	1.6	163
10. Rajon Rondo	2005-06	68	2.3	156
Dirk Minniefield	1980-83	123	1.3	156

STEALS PER GAME (MIN. 75 STEALS)

Player	Seasons	G	Stls	Avg
1. Rajon Rondo	2005-06	68	156	2.294
2. Derek Anderson	1996-97	55	98	1.782
3. Ashton Hagans	2019-20	67	119	1.776
4. Rodrick Rhodes	1993-95	99	163	1.646
5. Sean Woods	1990-92	91	144	1.582
6. Cliff Hawkins	2001-04	126	199	1.579
7. Wayne Turner	1996-99	151	238	1.576
8. Jamal Mashburn	1991-93	98	153	1.561
9. John Pelphrey	1989-92	114	173	1.518
10. Reggie Hanson	1988-91	101	153	1.515

SINGLE-SEASON LEADERS

STEALS

Player	Season	G	Avg	Stls
1. Rajon Rondo	2004-05	34	2.6	87
2. Wayne Turner	1996-97	40	2.0	79
3. Rodrick Rhodes	1993-94	33	2.3	76
4. Cliff Hawkins	2003-04	32	2.3	74
5. Rajon Rondo	2005-06	34	2.0	69
Kyle Macy	1978-79	31	2.2	69
7. Anthony Epps	1996-97	40	1.7	68
8. Tony Delk	1995-96	36	1.9	67
9. John Wall	2009-10	38	1.8	66
Jared Prickett	1996-97	38	1.7	66
Ron Mercer	1996-97	40	1.7	66

STEALS PER GAME (MIN. 30 STEALS)

Player	Season	G	Stls	Avg
1. Rajon Rondo	2004-05	34	87	2.559
2. Cliff Hawkins	2003-04	32	74	2.313
3. Rodrick Rhodes	1993-94	33	76	2.303
4. Kyle Macy	1978-79	31	69	2.226
5. John Pelphrey	1991-92	28	61	2.179
Reggie Hanson	1989-90	28	61	2.179
7. Nerlens Noel	2012-13	24	50	2.083
8. Rajon Rondo	2005-06	34	69	2.029
9. Wayne Turner	1996-97	40	79	1.975
10. Ashton Hagans	2019-20	30	58	1.933

TEAM RECORDS

MOST STEALS

Game	23	vs. UT Martin (11/26/1994)
		vs. Mississippi State (1/9/1991)
Season	480	1996-97

INDIVIDUAL RECORDS

MOST STEALS

Game	8	Ashton Hagans vs. North Carolina (12/22/2018)
		Rajon Rondo vs. Mississippi State (2/19/2005)
		Wayne Turner vs. George Washington (11/24/1997)
Season	87	Rajon Rondo (2004-05)
Career	238	Wayne Turner (1996-99)

MOST STEALS PER GAME

Season	2.56	Rajon Rondo (2004-05) [87 in 34 games]
Career	2.29	Rajon Rondo (2005-06) [156 in 68 games]

SINGLE-GAME LEADERS

STEALS

Player, Opponent (Date)	Stls
1. Ashton Hagans, North Carolina (12/22/2018)	8
Rajon Rondo, Mississippi State (2/19/2005)	8
Wayne Turner, George Washington (11/24/1997)	8
3. Jared Prickett, Tennessee (3/12/1993)	7
Reggie Hanson, Ole Miss (2/16/1991)	7
John Pelphrey, LSU (2/15/1990)	7
Winston Bennett, Mississippi State (1/16/1985)	7



YEAR-BY-YEAR STEALS LEADERS

YEAR	PLAYER	CL.	G	STLS	AVG
1978-79	Kyle Macy	Jr.	31	69	2.2
1979-80	Kyle Macy	Sr.	35	58	1.7
1980-81	Dirk Minniefield	So.	28	35	1.3
1981-82	Dirk Minniefield	Jr.	30	42	1.4
1982-83	Dirk Minniefield	Sr.	31	45	1.5
1983-84	Kenny Walker	So.	34	31	0.9
1984-85	Ed Davender	Fr.	31	33	1.1
1985-86	Ed Davender	So.	36	59	1.6
1986-87	James Blackmon	Sr.	29	50	1.7
1987-88	Rex Chapman	So.	32	53	1.7
1988-89	Reggie Hanson	So.	29	47	1.6
1989-90	Reggie Hanson	Jr.	28	61	2.2
	John Pelphrey	So.	28	61	2.2
1990-91	Sean Woods	Jr.	27	50	1.9
1991-92	Jamal Mashburn	So.	36	61	1.7
	John Pelphrey	Sr.	36	61	1.7
1992-93	Travis Ford	Jr.	34	56	1.6
1993-94	Rodrick Rhodes	So.	33	76	2.3
1994-95	Tony Delk	Jr.	33	53	1.6
1995-96	Tony Delk	Sr.	36	67	1.9
1996-97	Wayne Turner	So.	40	79	2.0
1997-98	Wayne Turner	Jr.	39	62	1.6
1998-99	Wayne Turner	Sr.	37	57	1.5
1999-00	Keith Bogans	Fr.	33	47	1.4
2000-01	Saul Smith	Sr.	34	51	1.5
2001-02	Cliff Hawkins	So.	32	48	1.5
2002-03	Keith Bogans	Sr.	36	42	1.2
	Chuck Hayes	So.	36	42	1.2
	Cliff Hawkins	Jr.	29	42	1.4
2003-04	Cliff Hawkins	Sr.	32	74	2.3
2004-05	Rajon Rondo	Fr.	34	87	2.6
2005-06	Rajon Rondo	So.	34	69	2.0
2006-07	Ramel Bradley	Jr.	34	44	1.3
2007-08	Ramel Bradley	Sr.	31	48	1.5
2008-09	Jodie Meeks	Jr.	36	48	1.3
2009-10	John Wall	Fr.	38	66	1.8
2010-11	DeAndre Liggins	Jr.	38	46	1.2
2011-12	Anthony Davis	Fr.	40	54	1.4
2012-13	Nerlens Noel	Fr.	24	50	2.1
2013-14	Willie Cauley-Stein	So.	37	44	1.2
2014-15	Willie Cauley-Stein	Jr.	39	47	1.2
2015-16	Tyler Ulis	So.	35	51	1.5
2016-17	De'Aaron Fox	Fr.	36	53	1.5
2017-18	Shai Gilgeous-Alexander	Fr.	37	61	1.6
2018-19	Ashton Hagans	Fr.	35	61	1.6
2019-20	Ashton Hagans	So.	30	58	1.9
2020-21	Brandon Boston Jr.	Fr.	25	33	1.3

**leaders determined by total steals*



BLOCKS RECORDS

CAREER LEADERS

BLOCKS

Player	Seasons	G	Avg	Blks
1. Jamaal Magloire	1997-00	145	1.8	268
2. Willie Cauley-Stein	2013-15	105	2.2	233
3. Melvin Turpin	1981-84	123	1.8	226
4. Sam Bowie	1980-81, 84	96	2.3	218
5. Andre Riddick	1992-95	126	1.7	212
6. Anthony Davis	2011-2012	40	4.7	186
7. Perry Stevenson	2007-10	134	1.2	159
8. Jules Camara	1999-00, 02-03	136	1.1	155
9. Patrick Patterson	2008-10	97	1.6	152
10. Nick Richards	2018-20	105	1.4	146

BLOCKS PER GAME (MIN. 75 BLOCKS)

Player	Seasons	G	Blks	Avg
1. Anthony Davis	2012	40	186	4.650
2. Nerlens Noel	2013	24	106	4.417
3. Sam Bowie	1980-81, 84	96	218	2.271
4. Karl-Anthony Towns	2014-15	39	88	2.256
5. Willie Cauley-Stein	2013-15	105	233	2.219
6. Jamaal Magloire	1997-00	145	268	1.848
7. Melvin Turpin	1981-84	123	226	1.837
8. Andre Riddick	1992-95	126	212	1.683
9. Patrick Patterson	2008-10	97	152	1.567
10. Nazr Mohammed	1996-98	94	135	1.436

SINGLE-SEASON LEADERS

BLOCKS

Player	Season	G	Avg	Blks
1. Anthony Davis	2011-12	40	4.7	186
2. Willie Cauley-Stein	2013-14	37	2.9	106
Nerlens Noel	2012-13	24	4.4	106
4. Karl-Anthony Towns	2014-15	39	2.3	88
5. Andre Riddick	1993-94	34	2.4	83
Melvin Turpin	1982-83	31	2.7	83
7. Sam Bowie	1980-81	28	2.9	80
8. Jamaal Magloire	1996-97	40	2.0	79
9. Nazr Mohammed	1997-98	39	1.9	75
10. Sam Bowie	1979-80	34	2.1	73

BLOCKS PER GAME (MIN. 30 BLOCKS)

Player	Season	G	Blks	Avg
1. Anthony Davis	2011-12	40	186	4.650
2. Nerlens Noel	2012-13	24	106	4.417
3. Willie Cauley-Stein	2013-14	37	106	2.864
4. Sam Bowie	1980-81	28	80	2.857
5. Melvin Turpin	1982-83	31	83	2.677
6. Isaiah Jackson	2020-21	25	65	2.600
7. Andre Riddick	1993-94	34	83	2.441
8. Karl-Anthony Towns	2014-15	39	88	2.256
9. Melvin Turpin	1981-82	30	67	2.233
10. Sam Bowie	1979-80	34	73	2.147

TEAM RECORDS

MOST BLOCKS

Game	18	vs. St. John's (12/1/2011)
Season	344	2011-12

INDIVIDUAL RECORDS

MOST BLOCKS

Game	12	Nerlens Noel at Ole Miss (1/29/2013)
Season	186	Anthony Davis (2011-12)
Career	268	Jamaal Magloire (1997-2000)

MOST BLOCKS PER GAME

Season	4.65	Anthony Davis (2011-12) [186 in 40 games]
--------	------	---

Career	4.65	Anthony Davis (2011-12) [186 in 40 games]
--------	------	---

SINGLE-GAME LEADERS

BLOCKS

Player, Opponent (Date)	Blks
1. Nerlens Noel, Ole Miss (1/29/2013)	12
2. Willie Cauley-Stein, Boise State (12/10/2013)	9
Willie Cauley-Stein, Providence (12/1/2013)	9
Andre Riddick, LSU (3/14/1993)	9
Sam Bowie, Vanderbilt (2/21/1981)	9
6. Isaiah Jackson, Kansas (12/1/2020)	8
Nerlens Noel, Alabama (1/22/2013)	8
Anthony Davis, Tennessee (1/31/2012)	8
Anthony Davis, St. John's (12/1/2011)	8
Patrick Patterson, Georgia (3/4/2009)	8
Andre Riddick, Morehead State (12/17/1993)	8



YEAR-BY-YEAR BLOCKS LEADERS

YEAR	PLAYER	CL.	G	BLKS	AVG
1978-79	Freddie Cowan	So.	31	36	1.2
1979-80	Sam Bowie	Fr.	34	73	2.1
1980-81	Sam Bowie	So.	28	80	2.9
1981-82	Melvin Turpin	So.	30	67	2.2
1982-83	Melvin Turpin	Jr.	31	83	2.7
1983-84	Sam Bowie	Sr.	34	65	1.9
1984-85	Kenny Walker	Jr.	31	37	1.2
1985-86	Kenny Walker	Sr.	36	43	1.2
1986-87	Rob Lock	Jr.	29	31	1.1
1987-88	Rob Lock	Sr.	33	32	1.0
1988-89	LeRon Ellis	So.	32	35	1.1
1989-90	Reggie Hanson	Jr.	28	40	1.4
1990-91	Reggie Hanson	Sr.	28	53	1.9
1991-92	Andre Riddick	Fr.	28	33	1.2
1992-93	Andre Riddick	So.	31	52	1.7
1993-94	Andre Riddick	Jr.	34	83	2.4
1994-95	Andre Riddick	Sr.	33	44	1.3
1995-96	Walter McCarty	Sr.	36	51	1.4
1996-97	Jamaal Magloire	Fr.	40	79	2.0
1997-98	Nazr Mohammed	Jr.	39	75	1.9
1998-99	Jamaal Magloire	Jr.	34	66	1.9
1999-00	Jamaal Magloire	Sr.	33	57	1.7
2000-01	Tayshaun Prince	Jr.	34	37	1.1
2001-02	Marquis Estill	Jr.	32	43	1.3
	Tayshaun Prince	Sr.	32	43	1.3
2002-03	Marquis Estill	Sr.	36	64	1.8
	Tayshaun Prince	Sr.	32	43	1.3
2003-04	Chuck Hayes	Jr.	32	45	1.4
2004-05	Shagari Alleyne	So.	29	44	1.5
2005-06	Randolph Morris	So.	21	24	1.1
2006-07	Randolph Morris	Jr.	34	70	2.1
2007-08	Perry Stevenson	So.	31	46	1.5
2008-09	Patrick Patterson	So.	34	70	2.1
2009-10	DeMarcus Cousins	Fr.	38	67	1.8
2010-11	Terrence Jones	Fr.	38	72	1.9
2011-12	Anthony Davis	Fr.	40	186	4.7
2012-13	Nerlens Noel	Fr.	24	106	4.4
2013-14	Willie Cauley-Stein	So.	37	106	2.9
2014-15	Karl-Anthony Towns	Fr.	39	88	2.3
2015-16	Skal Labissiere	Fr.	36	59	1.6
	Marcus Lee	Jr.	36	59	1.6
2016-17	Bam Adebayo	Fr.	38	57	1.5
2017-18	Wenyen Gabriel	So.	37	40	1.1
2018-19	Nick Richards	So.	37	47	1.3
2019-20	Nick Richards	Jr.	31	66	2.1
2020-21	Isaiah Jackson	Fr.	25	65	2.6

**leaders determined by total blocks*

ASSISTS RECORDS

CAREER LEADERS

ASSISTS

Player	Seasons	G	Avg	Asst
1. Dirk Minniefield	1980-83	123	5.3	646
2. Anthony Epps	1994-97	141	3.9	544
3. Roger Harden	1983-86	122	4.1	498
4. Wayne Turner	1996-99	151	3.3	494
5. Sean Woods	1990-92	91	5.3	482
6. Kyle Macy	1978-80	98	4.8	470
7. Cliff Hawkins	2001-04	126	3.7	468
8. Ed Davender	1985-88	129	3.4	436
9. Travis Ford	1992-94	100	4.3	428
10. Tyler Ulis	2015-16	72	5.3	381
11. Saul Smith	1998-01	143	2.5	363
12. Ashton Hagans	2019-20	67	5.2	351
13. John Pelphey	1989-92	114	2.9	327
14. Larry Johnson	1974-77	112	2.8	319
15. Ramel Bradley	2004-08	128	2.5	316

ASSISTS PER GAME (MIN. 60 GAMES)

Player	Seasons	G	Asst	Avg
1. Sean Woods	1990-92	91	482	5.30
2. Tyler Ulis	2015-16	72	381	5.29
3. Dirk Minniefield	1980-83	123	646	5.25
4. Ashton Hagans	2019-20	67	351	5.24
5. Kyle Macy	1978-80	98	470	4.80
6. Travis Ford	1992-94	100	428	4.28
7. Rajon Rondo	2005-06	68	285	4.19
8. Roger Harden	1983-86	122	498	4.08
9. Anthony Epps	1994-97	141	544	3.86
10. Andrew Harrison	2013-15	79	298	3.77

SINGLE-SEASON LEADERS

ASSISTS

Player	Season	G	Avg	Asst
1. Tyler Ulis	2015-16	35	7.0	246
2. John Wall	2009-10	37	6.5	241
3. Roger Harden	1985-86	36	6.4	232
4. Anthony Epps	1996-97	40	4.8	193
Travis Ford	1993-94	33	5.9	193
6. Ashton Hagans	2019-20	30	6.4	191
Marquis Teague	2011-12	40	4.8	191
8. Shai Gilgeous-Alexander	2017-18	37	5.1	189
9. Dirk Minniefield	1981-82	30	6.3	188
10. Dirk Minniefield	1982-83	31	5.8	181
11. Kyle Macy	1977-78	32	5.6	178
12. Anthony Epps	1995-96	36	4.9	175
13. Wayne Turner	1997-98	39	4.4	173
14. Rajon Rondo	2005-06	34	4.9	167
Sean Woods	1991-92	36	4.6	167
16. Cliff Hawkins	2003-04	32	5.2	166
Travis Ford	1992-93	34	4.9	166
18. De'Aaron Fox	2016-17	36	4.6	165
19. Sean Woods	1989-90	28	5.9	164
20. Kyle Macy	1979-80	35	4.7	163

TEAM RECORDS

MOST ASSISTS

Game	35	vs. San Jose State (3/14/1996)
Season	783	1995-96

INDIVIDUAL RECORDS

MOST ASSISTS

Game	16	John Wall vs. Hartford (12/29/2009)
Season	246	Tyler Ulis (2015-16)
Career	646	Dirk Minniefield (1980-83)

MOST ASSISTS PER GAME

Season:	7.0	Tyler Ulis (2015-16) [246 in 35 games]
Career	5.30	Sean Woods (1990-92) [482 in 91 games]

ASSISTS PER GAME

Player	Season	G	Asst	Avg
1. Tyler Ulis	2015-16	35	246	7.03
2. John Wall	2009-10	37	241	6.50
3. Roger Harden	1985-86	36	232	6.44
4. Ashton Hagans	2019-20	30	191	6.37
5. Dirk Minniefield	1981-82	30	188	6.27
6. Sean Woods	1989-90	28	164	5.86
7. Travis Ford	1993-94	33	193	5.85
8. Dirk Minniefield	1982-83	31	181	5.84
9. Sean Woods	1990-91	27	151	5.59
10. Kyle Macy	1977-78	32	178	5.56

SINGLE-GAME LEADERS

ASSISTS

Player, Opponent (Date)	Asst
1. John Wall, Hartford (12/29/2009)	16
2. Travis Ford, Eastern Kentucky (12/8/1993)	15
3. Tyler Ulis, LSU (3/5/2016)	14
John Wall, UNC Asheville (11/30/2009)	14
Dickey Beal, BYU (3/17/1984)	14
Dirk Minniefield, Villanova (12/4/1982)	14
6. Anthony Epps, LSU (3/4/1995)	13
Rodrick Rhodes, Morehead State (12/19/1992)	13
Dirk Minniefield, Auburn (2/3/1982)	13
Dirk Minniefield, Mississippi State (1/23/1980)	13



YEAR-BY-YEAR ASSISTS LEADERS

YEAR	PLAYER	CL.	G	ASST	AVG
1961-62	Scotty Baesler	Jr.	26	112	4.3
1962-63	Cotton Nash	Jr.	25	66	2.6
1963-64	Larry Conley	So.	27	112	4.2
1964-65	Larry Conley	Jr.	25	81	3.2
1965-66	Larry Conley	Sr.	29	100	3.4
1966-67	Pat Riley	Sr.	26	68	2.6
1967-68	Mike Pratt	So.	27	82	3.0
1968-69	Mike Casey	Jr.	28	129	4.6
1969-70	Mike Pratt	Sr.	28	99	3.5
1970-71	Larry Steele	Sr.	24	93	3.9
1971-72	Stan Key	Sr.	28	89	3.2
1972-73	Jimmy Dan Conner	So.	28	83	3.0
1973-74	Mike Flynn	Jr.	26	83	3.2
1974-75	Jimmy Dan Conner	Sr.	31	106	3.4
	Mike Flynn	Sr.	31	106	3.4
1975-76	Larry Johnson	Jr.	30	98	3.3
1976-77	Larry Johnson	Sr.	30	143	4.8
1977-78	Kyle Macy	So.	32	178	5.6
1978-79	Kyle Macy	Jr.	31	129	4.2
1979-80	Kyle Macy	Sr.	35	163	4.7
1980-81	Dirk Minniefield	So.	28	151	5.4
1981-82	Dirk Minniefield	Jr.	30	188	6.3
1982-83	Dirk Minniefield	Sr.	31	181	5.8
1983-84	Dickey Beal	Sr.	30	133	4.4
1984-85	Roger Harden	Jr.	30	142	4.7
1985-86	Roger Harden	Sr.	36	232	6.4
1986-87	Rex Chapman	Fr.	29	103	3.6
1987-88	Ed Davender	Sr.	33	131	4.0
1988-89	Sean Sutton	So.	31	146	4.7
1989-90	Sean Woods	So.	28	164	5.9
1990-91	Sean Woods	Jr.	27	151	5.6
1991-92	Sean Woods	Sr.	36	167	4.6
1992-93	Travis Ford	Jr.	34	166	4.9
1993-94	Travis Ford	Sr.	33	193	5.8
1994-95	Anthony Epps	So.	33	138	4.2
1995-96	Anthony Epps	Jr.	36	175	4.9
1996-97	Anthony Epps	Sr.	40	193	4.8
1997-98	Wayne Turner	Jr.	39	173	4.4
1998-99	Wayne Turner	Sr.	37	145	3.9
1999-00	Saul Smith	Jr.	33	115	3.5
2000-01	Saul Smith	Sr.	34	134	3.9
2001-02	Cliff Hawkins	So.	32	136	4.3
2002-03	Cliff Hawkins	Jr.	29	111	3.8
2003-04	Cliff Hawkins	Sr.	32	166	5.2
2004-05	Patrick Sparks	Jr.	34	122	3.6
2005-06	Rajon Rondo	So.	34	167	4.9
2006-07	Ramel Bradley	Jr.	34	129	3.8
2007-08	Ramel Bradley	Sr.	30	101	3.7
2008-09	DeAndre Liggins	Fr.	33	92	2.8
	Michael Porter	Jr.	36	92	2.6
2009-10	John Wall	Fr.	37	241	6.5
2010-11	Brandon Knight	Fr.	38	159	4.2

YEAR	PLAYER	CL.	G	ASST	AVG
2011-12	Marquis Teague	Fr.	40	191	4.8
2012-13	Julius Mays	Sr.	33	63	2.9
2013-14	Andrew Harrison	Fr.	40	159	4.0
2014-15	Andrew Harrison	So.	39	139	3.6
2015-16	Tyler Ulis	So.	35	246	7.0
2016-17	De'Aaron Fox	Fr.	36	165	4.6
2017-18	Shai Gilgeous-Alexander	Fr.	37	189	5.1
2018-19	Ashton Hagans	Fr.	35	160	4.3
2019-20	Ashton Hagans	So.	30	191	6.4
2020-21	Davion Mintz	Gr.	25	77	3.1

**leaders determined by total assists*



MISCELLANEOUS RECORDS

INDIVIDUAL RECORDS

MOST GAMES PLAYED

Season: 40

Anthony Epps, Jamaal Magloire, Ron Mercer and Wayne Turner (1996-97); Anthony Davis, Michael-Kidd Gilchrist, Doron Lamb, Darius Miller, Marquis Teague, Kyle Wiltjer (2011-12); Aaron Harrison, Andrew Harrison, Alex Poythress, Julius Randle, James Young (2013-14)

Career: 152

Darius Miller (2008-12)

Career (SEC): 72

Kenny Walker (1983-86)

MOST GAMES STARTED

Season: 40

Ron Mercer (1996-97); Anthony Davis, Marquis Teague (2011-12); Aaron Harrison, Julius Randle (2013-14)

Career: 136

Ralph Beard (1946-49)

MOST CONSECUTIVE GAMES STARTED

Career: 110

Chuck Hayes (Feb. 19, 2002 to Mar. 27, 2005); Alex Groza (Nov. 28, 1946 to Mar. 26, 1949)

Career (SEC): 54

Dan Issel (1968-70); Mike Pratt (1968-70); Jack Givens (1975-78)

MOST WINS

Career: 132

Wayne Turner (1996-99)

CAREER LEADERS

DOUBLE-DOUBLES

	Player	Seasons	G	DD
1.	Dan Issel	1968-70	83	64
2.	Cotton Nash	1962-64	78	44
3.	Jim Andrews	1971-73	80	43
4.	Kenny Walker	1983-86	132	31
	Tom Parker	1970-72	80	31
6.	Patrick Patterson	2008-10	97	30
	Rick Robey	1975-78	105	30
8.	Mike Pratt	1968-70	81	29
9.	Sam Bowie	1980-81, 84	96	27
10.	Jamal Mashburn	1991-93	98	26

30-POINT GAMES

	Player	Seasons	G	30+
1.	Dan Issel	1968-70	83	31
2.	Cotton Nash	1962-64	78	21
3.	Louie Dampier	1965-67	80	12
4.	Kevin Grevey	1973-75	84	11
5.	Kenny Walker	1983-86	132	9
6.	Cliff Hagan	1951-54	77	8
7.	Jodie Meeks	2007-09	81	7
	Jamal Mashburn	1991-93	98	7
	Jim Andrews	1971-73	80	7

TEAM RECORDS

MOST GAMES PLAYED

Season

40 1996-97, 2011-12, 2013-14

MOST WINS

Season

38 2011-12, 2014-15

FEWEST WINS

Season (20 or more games)

9 2020-21 [9-16]

LONGEST WIN STREAK

Overall

38 games 11/14/2014 - 4/4/2015

SEC

51 games 1/28/1950 - 1/8/1955

MOST LOSSES

Season

19 1988-89 [13-19]

LONGEST LOSING STREAK

Overall

9 games 1922-23

SEC

6 games 1988-89

MOST PERSONAL FOULS

Game

41 vs. Tennessee (1/21/1992)
vs. Ohio (1/12/1948)

Season

847 1991-92

FEWEST PERSONAL FOULS

Season

307 1944-45

Bob Burrow	1955-56	51	7
Alex Groza	1945-49	120	7

GAMES PLAYED

	Player	Seasons	G
1.	Darius Miller	2008-12	152
2.	Wayne Turner	1996-99	151
3.	Jamaal Magloire	1997-00	145
4.	Saul Smith	1998-01	143
	Jared Prickett	1993-97	143
6.	Anthony Epps	1994-97	141
7.	Ralph Beard	1946-49	139
8.	Jules Camara	1999-00, 02-03	136
9.	Keith Bogans	2000-03	135
	Tayshaun Prince	1999-02	135
	Jim Line	1947-50	135

GAMES STARTED

	Player	Seasons	GS
1.	Ralph Beard	1946-49	136
2.	Keith Bogans	2000-03	122



3.	Chuck Hayes	2002-05	111
4.	Alex Groza	1947-49	110
5.	Tayshaun Prince	1999-02	109
	Ed Davender	1985-88	109
7.	Gerald Fitch	2000-03	107
	Dirk Minniefield	1980-83	107
9.	Tony Delk	1993-96	103
	Kenny Walker	1983-86	103

SINGLE-SEASON LEADERS**DOUBLE-DOUBLES**

	Player	Season	G	DD
1.	Dan Issel	1969-70	28	26
2.	Julius Randle	2013-14	40	24
3.	Dan Issel	1968-69	28	22
4.	Jim Andrews	1972-73	28	21
5.	Anthony Davis	2011-12	40	20
	DeMarcus Cousins	2009-10	38	20
7.	Jim Andrews	1971-72	28	19
8.	Cotton Nash	1961-62	26	18
9.	Dan Issel	1967-68	27	16
10.	Patrick Patterson	2008-09	34	15
	Jamaal Magloire	1999-00	33	15
	Tom Parker	1971-72	27	15

30-POINT GAMES

	Player	Season	G	30+
1.	Dan Issel	1969-70	28	19
2.	Dan Issel	1968-69	28	10
3.	Cotton Nash	1963-64	27	9
	Cotton Nash	1961-62	26	9
5.	Jodie Meeks	2008-09	36	7
6.	Louie Dampier	1966-67	26	6
	Bob Burrow	1955-56	25	6
	Alex Groza	1948-49	34	6
9.	Kenny Walker	1984-85	31	5
	Kevin Grevey	1974-75	31	5
	Jim Andrews	1971-72	28	5
	Cliff Hagan	1951-52	32	5

SINGLE-GAME HIGHS**TRIPLE-DOUBLES**

	Player, Opponent (Date)	P	R	A
1.	Isaiah Briscoe (12-29-2016)	19	10	11
	De'Aaron Fox (11-28-2016)	14	11	10
	Chris Mills, Austin Peay (12-27-88)	19	10	10

UK VS. EACH STATE/PROVINCE/COUNTRY

STATE	RECORD	PCT
Alabama	217-65	.770
Alaska	5-0	1.000
Arizona	8-3	.727
Arkansas	36-12	.750
California	18-11	.621
Colorado	3-0	1.000
Connecticut	3-4	.429
Delaware	1-0	1.000
D.C.	2-2	.500
Florida	120-45	.727
Georgia	192-44	.814
Hawaii	3-0	1.000
Idaho	3-0	1.000
Illinois	48-13	.787
Indiana	99-54	.647
Iowa	8-3	.727
Kansas	34-11	.756
Kentucky	178-71-1	.714
Louisiana	137-35	.797
Maine	1-0	1.000
Maryland	16-6	.727
Massachusetts	15-1	.938
Mexico	4-0	1.000
Michigan	25-14	.641
Minnesota	4-1	.800
Mississippi	211-35	.858
Missouri	23-11	.676
Montana	2-0	1.000
Nebraska	10-5	.667
Nevada	4-0	1.000

STATE	RECORD	PCT
New Hampshire	3-1	.750
New Jersey	12-3	.800
New Mexico	1-0	1.000
New York	44-13	.772
North Carolina	53-37	.589
North Dakota	1-0	1.000
Ohio	131-41	.762
Oklahoma	11-2	.846
Ontario	4-0	1.000
Oregon	9-0	1.000
Pennsylvania	45-8	.849
Rhode Island	4-0	1.000
South Carolina	73-17	.811
South Dakota	1-0	1.000
Tennessee	356-124	.742
Texas	48-10	.828
Utah	16-3	.842
Vermont	1-0	1.000
Virginia	36-9	.800
Washington	5-0	1.000
West Virginia	29-5	.853
Wisconsin	12-9	.571
Wyoming	2-0	1.000
Total	2,337-728-1	.762



STREAKS

ALL-TIME WINNING STREAKS

OVERALL

No.	Began	Ended
38	Nov. 14, 2014 vs. Grand Canyon, 85-45	April 4, 2015 vs. Wisconsin, 64-71
32	Dec. 5, 1953 vs. Temple, 86-59	Jan. 8, 1955 vs. Georgia Tech, 58-59
27	Dec. 2, 1995 vs. Indiana, (N) 89-82	Mar. 10, 1996 vs. Mississippi State, (N) 73-84
26	Jan. 28, 1946 vs. Georgia Tech, 54-26	Dec. 30, 1946 vs. Oklahoma State, (N) 31-37
26	Dec. 30, 2002 vs. Tennessee St., 115-87	Mar. 29, 2003 vs. Marquette, (N) 69-83
25	Feb. 27, 1965 vs. Tennessee, 61-60	Mar. 5, 1966 at Tennessee, 62-69
24	Feb. 6, 1933 vs. Mexico, 81-22	Feb. 24, 1934 vs. Florida, (N) 32-38
24	Dec. 17, 2011 vs. Chattanooga, 87-62	March 11, 2012 vs. Vanderbilt, (N) 64-71
23	Jan. 2, 1952 vs. Ole Miss, 116-58	Mar. 22, 1952 vs. St. John's, (N) 57-64
21	Jan. 11, 1949 vs. Bowling Green, (N) 63-61	Mar. 31, 1949 vs. Loyola (Chicago), (N) 56-67
21	Dec. 30, 1950 vs. Syracuse, (N) 69-59	Mar. 3, 1951 vs. Vanderbilt, (N) 57-61
19	Nov. 13, 2009 vs. Morehead State, 75-59	Jan. 26, 2010 at South Carolina, 62-68
18	Feb. 5, 1948 at Alabama, 41-31	Mar. 31, 1948 vs. Phillips Oilers, (N) 49-53
16	Mar. 1, 1958 at Tennessee, 77-66	Jan. 6, 1959 at Vanderbilt, 66-75
16	Dec. 11, 1961 vs. St. Louis, 86-77	Feb. 12, 1962 vs. Mississippi State, 44-49
16	Mar. 15, 1969 vs. Miami (Ohio), (N) 72-71	Jan. 31, 1970 at Vanderbilt, 81-87
16	Feb. 21, 1976 vs. Florida, 96-89	Dec. 18, 1976 vs. Utah, 68-70
16	Feb. 13, 1978 at Ole Miss, 64-52	Dec. 16, 1978 at Indiana, 67-68

SINGLE SEASON

No.	Began	Ended
38	Nov. 14, 2014 vs. Grand Canyon, 85-45	April 4, 2015 vs. Wisconsin, 64-71
27	Dec. 2, 1995 vs. Indiana, (N) 89-82	Mar. 10, 1996 vs. Mississippi State, (N) 73-84
26	Dec. 30, 2002 vs. Tennessee State, 115-87	Mar. 29, 2003 vs. Marquette, (N) 69-83
*25	Dec. 5, 1953 vs. Temple, 86-59	Mar. 1, 1954 at Alabama, 68-43
24	Dec. 17, 2011 vs. Chattanooga, 87-62	March 11, 2012 vs. Vanderbilt, (N) 64-71
23	Jan. 2, 1952 vs. Ole Miss, (N) 116-58	Mar. 22, 1952 vs. St. John's, (N) 57-64
23	Dec. 1, 1965 vs. Hardin-Simmons, 83-55	Mar. 5, 1966 at Tennessee, 62-69
21	Jan. 11, 1949 vs. Bowling Green, (N) 63-61	Mar. 14, 1949 vs. Loyola (Chicago), (N) 56-67
21	Dec. 30, 1950 vs. Syracuse, (N) 69-59	Mar. 3, 1951 vs. Vanderbilt, (N) 57-61

HOME COURT

No.	Began	Ended
**129	Jan. 4, 1943 vs. Ft. Knox, 64-30	Jan. 8, 1955 vs. Georgia Tech, 59-58
^55	Mar. 17, 2009 vs. UNLV, 70-60	Dec. 1, 2012 vs. Baylor, 64-55
42	March 4, 2014 vs. Alabama	Dec. 3, 2016 vs. UCLA, 97-92
39	Jan. 10, 1933 vs. South Carolina, 44-36	Feb. 22, 1936 vs. Creighton, 31-29
33	Jan. 29, 1992 vs. Ole Miss, 96-78	Feb. 9, 1994 vs. Arkansas, 90-82
30	Dec. 1, 1980 vs. East Tennessee St, 62-57	Mar. 6, 1982 vs. Alabama, 48-46
28	Dec. 21, 1957 vs. Minnesota, 78-58	Dec. 19, 1959 vs. West Virginia, 79-70
28	Dec. 20, 1968 vs. Michigan, 112-104	Dec. 19, 1970 vs. Purdue, 89-83
27	Jan. 11, 1930 vs. Creighton, 25-21	Feb. 20, 1932 vs. Vanderbilt, 32-31
27	Feb. 18, 1995 vs. Florida, 87-77	Mar. 2, 1997 vs. South Carolina, 72-66
26	Jan. 22, 1977 vs. LSU, 87-72	Dec. 22, 1978 vs. Texas A&M, 73-69

* UK registered 25 wins during its undefeated season of 1953-54. The team declined a bid to the NCAA Tournament

** NCAA record

^ Win streak began at Memorial Coliseum due to scheduling conflict at Rupp Arena

**BIGGEST WINS**

	Margin	Score	Opponent	Site	Date
1.	+77	143-66	Georgia	Louisville, Ky.	Feb. 27, 1956
2.	+74	124-50	UT Martin	Lexington, Ky.	Nov. 26, 1994
3.	+72	90-18	Western Ontario	Lexington, Ky.	Dec. 10, 1949
	+72	96-24	Wabash	Lexington, Ky.	Dec. 28, 1946
5.	+69	98-29	Vanderbilt	Louisville, Ky.	Feb. 27, 1947
	+69	75-6	Arkansas State	Lexington, Ky.	Jan. 8, 1945
	+69	81-12	Oglethorpe	Lexington, Ky.	Dec. 13, 1934
8.	+66	84-18	Auburn	Louisville, Ky.	Feb. 28, 1947
9.	+65	83-18	Texas A&M	Lexington, Ky.	Dec. 14, 1946
10.	+64	96-32	Morehead State	Lexington, Ky.	Dec. 16, 1995
11.	+62	106-44	Vanderbilt	Lexington, Ky.	Mar. 5, 2003
12.	+61	101-40	Tennessee	Lexington, Ky.	Mar. 12, 1993

BIGGEST LOSSES

	Margin	Score	Opponent	Site	Date
1.	-70	17-87	Central	Danville, Ky.	Jan. 28, 1910
2.	-55	95-150	Kansas	Lawrence, Kan.	Dec. 9, 1989
3.	-47	10-57	Wabash	Crawfordsville, Ind.	Jan. 6, 1925
4.	-42	9-51	Central	Danville, Ky.	Mar. 11, 1910
5.	-41	52-93	Vanderbilt	Nashville, Tenn.	Feb. 12, 2008
	-41	11-52	Rose Polytechnic	Terre Haute, Ind.	Feb. 10, 1910
7.	-39	50-89	CC of New York	New York	Mar. 14, 1950
8.	-38	10-48	Cincinnati	Lexington, Ky.	Dec. 18, 1926
9.	-37	17-54	Christ Church, Cin.	Cincinnati	Feb. 15, 1906
10.	-35	41-76	LSU	Lexington, Ky.	Jan. 18, 1987



OVERTIME

DATE	OPPONENT	W/L	SCORE	OT
2/12/1907	at Central	L	23-25	OT
1/8/1910	at Kentucky Wesleyan	W	14-12	OT
2/21/1918	CENTRE	W	22-20	3OT
3/6/1920	at Centre	L	18-20	OT
2/13/1922	at Virginia	L	30-32	OT
12/21/1928	MIAMI, OHIO	W	43-42	3OT
2/1/1929	at Mississippi State	W	25-23	OT
1/31/1930	at Tennessee	L	24-29	OT
2/1/1930	WASHINGTON & LEE	W	28-26	OT
2/22/1930	at Georgia	W	22-21	OT
1/31/1931	at Tennessee	W	36-32	OT
12/15/1936	at Xavier	W	34-28	OT
2/18/1939	at Tennessee	W	36-34	2OT
1/6/1940	at Xavier	W	42-41	OT
3/1/1940	at Tennessee	W	30-29	OT
12/23/1944	OHIO STATE	W	53-48	OT
1/1/1945	at Long Island	W	62-52	OT
1/27/1945	Notre Dame (Louisville, Ky.)	L	58-59	OT
12/29/1949	Villanova (New Orleans)	W	57-56	OT
12/29/1950	St. Louis (New Orleans)	L	42-43	OT
12/7/1957	TEMPLE	W	85-83	3OT
2/22/1958	Alabama (Montgomery, Ala.)	W	45-43	OT
12/15/1958	MARYLAND	W	58-56	OT
12/14/1959	at Kansas	W	77-72	OT
12/22/1960	SAINT LOUIS	L	72-74	OT
1/5/1963	GEORGIA TECH	L	85-86	2OT
1/19/1963	TENNESSEE	L	69-78	OT
1/10/1966	at Georgia	W	69-65	2OT
12/5/1966	ILLINOIS	L	97-98	OT
1/5/1967	VANDERBILT	L	89-91	OT
1/23/1967	TENNESSEE	L	50-52	2OT
2/11/1967	MISSISSIPPI STATE	L	72-77	OT
1/27/1969	at Alabama	W	83-70	OT
12/12/1970	at Indiana	W	95-93	OT
12/11/1971	Indiana (Louisville, Ky.)	L	89-90	2OT
2/5/1972	at Vanderbilt	W	85-80	OT
2/12/1973	MISSISSIPPI STATE	W	100-87	OT
3/15/1973	Austin Peay (NCAA)	W	106-100	OT
2/11/1974	at Auburn	L	97-99	OT
12/15/1975	Indiana (Louisville, Ky.)	L	68-77	OT
1/10/1976	TENNESSEE	L	88-90	OT
1/26/1976	at Auburn	L	84-91	OT
3/8/1976	MISSISSIPPI STATE	W	94-93	OT
1/3/1977	GEORGIA	W	64-59	OT
1/12/1977	TENNESSEE	L	67-71	OT
2/11/1978	at LSU	L	94-95	OT
12/9/1978	KANSAS	W	67-66	OT
12/16/1978	at Indiana	W	67-68	OT
1/25/1979	at Auburn	W	86-83	OT
3/3/1979	Tennessee (Birmingham, Ala.)	L	69-75	OT
3/7/1979	CLEMSON	L	67-68	OT
11/17/1979	Duke (Springfield, Mass.)	L	76-82	OT
2/24/1980	at LSU	W	76-74	OT
1/31/1981	at Georgia	W	71-68	2OT
12/12/1981	at Kansas	W	77-74	OT
12/29/1981	Notre Dame (Louisville, Ky.)	W	34-28	OT
2/3/1982	at Auburn	L	81-83	OT

DATE	OPPONENT	W/L	SCORE	OT
1/10/1983	at Mississippi State	W	59-53	OT
1/22/1983	at Vanderbilt	W	82-77	OT
3/26/1983	Louisville (NCAA)	L	68-80	OT
2/2/1985	at Auburn	W	49-47	OT
2/11/1987	TENNESSEE	W	91-84	OT
12/5/1987	Indiana (Indianapolis)	W	82-76	OT
12/23/1989	UL LAFAYETTE	L	113-116	OT
3/28/1992	Duke (NCAA)	L	103-104	OT
4/3/1993	Michigan (NCAA)	L	78-81	OT
1/8/1994	at Georgia	L	90-94	OT
3/12/1995	Arkansas (SEC)	W	95-93	OT
11/15/1996	Clemson (Indianapolis)	L	71-79	OT
2/4/1997	at South Carolina	L	79-84	OT
3/31/1997	Arizona (NCAA)	L	79-84	OT
1/17/1998	ARKANSAS	W	80-77	OT
3/28/1998	Stanford (NCAA)	W	86-85	OT
12/8/1998	Indiana (Louisville, Ky.)	W	70-61	OT
1/26/1999	at Georgia	W	91-83	OT
3/14/1999	Kansas (NCAA)	W	92-88	OT
1/22/2000	at Vanderbilt	W	81-73	OT
3/16/2000	St. Bonaventure (NCAA)	W	85-80	2OT
11/10/2000	UCLA (New York)	L	92-97	OT
12/18/2001	Duke (East Rutherford, N.J.)	L	91-94	OT
1/5/2002	at Mississippi State	L	69-74	OT
2/6/2002	at Tennessee	L	74-76	OT
1/20/2004	at Tennessee	W	69-68	OT
3/12/2005	LSU (SEC)	W	79-78	OT
3/27/2005	Michigan State (NCAA)	L	88-94	2OT
1/24/2007	at Georgia	L	68-78	OT
3/9/2007	Mississippi State (SEC)	L	82-84	OT
1/12/2008	VANDERBILT	W	79-73	3OT
1/19/2008	at Florida	L	70-81	OT
3/15/2008	Georgia (SEC)	L	56-60	OT
11/25/2009	Stanford (Cancun)	W	73-65	OT
2/16/2010	MISSISSIPPI STATE	W	81-75	OT
3/14/2010	Mississippi State (SEC)	W	75-74	OT
2/23/2011	at Arkansas	L	76-77	OT
2/2/2013	at Texas A&M	W	72-68	OT
2/23/2013	MISSOURI	W	90-83	OT
1/14/2014	at Arkansas	L	85-87	OT
2/22/2014	LSU	W	77-76	OT
2/27/2014	ARKANSAS	L	67-71	OT
1/6/2015	OLE MISS	W	89-86	OT
1/10/2015	at Texas A&M	W	70-64	2OT
1/30/2016	at Kansas	L	90-84	OT
2/20/2016	at Texas A&M	L	79-77	OT
3/13/2016	vs. Texas A&M (SEC)	W	82-77	OT
1/31/2017	GEORGIA	W	90-81	OT
1/30/2018	VANDERBILT	W	83-81	OT
12/8/2018	vs. Seton Hall (New York)	L	84-83	OT
3/31/2019	vs. Auburn (NCAA)	L	77-71	OT
12/28/2019	LOUISVILLE	W	78-70	OT
1/25/2020	at Texas Tech	W	76-74	OT
1/2/2021	at Mississippi State	W	78-73	2OT

Total 111 Games 62-49



CALIPARI ERA INDIVIDUAL SINGLE-GAME RECORDS

MOST POINTS

Pts.	Player vs. Opponent	Date
47	Malik Monk vs. North Carolina	12/17/16
39	De'Aaron Fox vs. UCLA	3/24/17
37	Malik Monk vs. GEORGIA	1/31/17
35	Jamal Murray vs. FLORIDA	2/6/16
35	Terrence Jones vs. AUBURN	1/11/11
34	Kevin Knox at West Virginia	1/27/17
34	Malik Monk at Ole Miss	12/29/16
33	Malik Monk vs. FLORIDA	2/25/17
33	Jamal Murray at Vanderbilt	2/27/16
33	Malik Monk vs. Ohio State	12/19/15
32	Doron Lamb vs. WINTHROP	12/22/10
30	Immanuel Quickley at Texas A&M	2/25/20
30	Shai Gilgeous-Alexander vs. VANDERBILT	1/30/18
30	Tyler Ulis vs. Texas A&M	3/13/16
30	Brandon Knight vs. West Virginia	3/19/11
29	Tyler Herro vs. ARKANSAS	2/16/19
29	PJ Washington vs. Seton Hall	12/8/18
29	Shai Gilgeous-Alexander vs. Tennessee	3/11/18
29	Julius Randle vs. BELMONT	12/21/13
29	Terrence Jones vs. Oklahoma	11/22/10
29	Eric Bledsoe vs. EAST TENNESSEE STATE	3/18/10

SEC: 37, Malik Monk vs. GEORGIA, 1/31/17

Postseason: 39, De'Aaron Fox vs. UCLA, 3/24/17

SEC Tourney: 30, Tyler Ulis vs. Texas A&M, 3/13/16

NCAA Tourney: 39, De'Aaron Fox vs. UCLA, 3/24/17

Rupp Arena: 37, Malik Monk vs. GEORGIA, 1/31/17

Road: 34, Kevin Knox at West Virginia, 1/27/18

Neutral: 47, Malik Monk vs. North Carolina, 12/17/16

SEC Road: 34, Malik Monk at Ole Miss, 12/29/16

Ranked Opp.: 47, Malik Monk vs. North Carolina, 12/17/16

Freshman: 47, Malik Monk vs. North Carolina, 12/17/16

Sophomore: 30, Immanuel Quickley at Texas A&M, 2/25/20

Junior: 27, Nick Richards vs. MISSISSIPPI STATE, 2/4/20

Senior: 25, Alex Poythress at Alabama, 1/19/16

Graduate: 24, Julius Mays vs. MISSOURI, 2/23/13

Opener: 26, Tyrese Maxey vs. Michigan State, 11/5/19

SEC Opener: 34, Malik Monk at Ole Mis, 12/29/16

***In some cases, the most recent occurrence is listed*

MOST POINTS IN AN SEC GAME

Pts.	Player vs. Opponent	Date
37	Malik Monk vs. GEORGIA	1/31/17
35	Jamal Murray vs. FLORIDA	2/6/16
35	Terrence Jones vs. AUBURN	1/11/11
34	Malik Monk at Ole Miss	12/29/16
33	Malik Monk vs. FLORIDA	2/25/17
33	Jamal Murray at Vanderbilt	2/27/16
30	Immanuel Quickley at Texas A&M	2/25/20
30	Shai Gilgeous-Alexander vs. VANDERBILT	1/30/18
29	Tyler Herro vs. ARKANSAS	2/26/19
28	Jamal Murray vs. TENNESSEE	2/18/16
28	Anthony Davis vs. VANDERBILT	2/25/12
27	Nick Richards vs. MISSISSIPPI STATE	2/4/20
27	Malik Monk vs. VANDERBILT	2/28/17
27	Malik Monk vs. SOUTH CAROLINA	1/21/17
27	De'Aaron Fox vs. ARKANSAS	1/7/17
27	Tyler Ulis at South Carolina	2/13/16

27	Terrence Jones at LSU	1/28/12
27	Anthony Davis vs. ARKANSAS	1/17/12
27	DeMarcus Cousins at South Carolina	1/26/10

MOST POINTS IN A HALF

Pts.	Player vs. Opponent	Date
30	Malik Monk ² vs. FLORIDA	2/25/17
27	Malik Monk ¹ vs. North Carolina	12/17/16
27	Jamal Murray ² vs. Ohio State	12/19/15
25	Nick Richards ² vs. MISSISSIPPI STATE	2/4/20
24	De'Aaron Fox ² vs. UCLA	3/24/17
24	Malik Monk ² at Ole Miss	12/29/16
23	Malik Monk ² vs. GEORGIA	1/31/17
23	Julius Randle ² vs. Michigan State	11/12/13
22	Immanuel Quickley ² vs. FLORIDA	2/22/20
22	Terrence Jones ² vs. AUBURN	1/11/11
22	Eric Bledsoe ² vs. MOREHEAD STATE	11/13/09

1 - First Half; 2 - Second Half

MOST POINTS OFF THE BENCH

Pts.	Player vs. Opponent	Date
35	Terrence Jones vs. AUBURN	1/11/11
32	Doron Lamb vs. WINTHROP	12/22/10
28	PJ Washington vs. Auburn	3/31/19
27	Malik Monk vs. VANDERBILT	2/28/17
26	Tyrese Maxey vs. Michigan State	11/5/19
26	Kyle Wiltjer at Ole Miss	1/29/13
24	Shai Gilgeous-Alexander vs. LOUISVILLE	12/29/17
24	Kyle Wiltjer vs. LOYOLA	12/22/11
24	Doron Lamb at North Carolina	12/4/10
23	Dontaie Allen vs. Mississippi State	3/11/21
23	Keion Brooks Jr. vs. TENNESSEE	2/6/21
23	Dontaie Allen at Mississippi State	1/2/21
23	Immanuel Quickley vs. MISSOURI	1/4/20
23	Wenyen Gabriel vs. Alabama	3/10/18
23	Kyle Wiltjer vs. LIPSCOMB	12/15/12

MOST 3-POINTERS MADE

3s	Player vs. Opponent	Date
8	Immanuel Quickley at Texas A&M	2/25/20
8	Malik Monk vs. North Carolina	12/17/16
8	Jamal Murray vs. FLORIDA	2/6/16
8	Eric Bledsoe vs. ETSU	3/18/10
7	Dontaie Allen at Mississippi State	1/2/21
7	Wenyen Gabriel vs. Alabama	3/10/18
7	Malik Monk vs. GEORGIA	1/31/17
7	Malik Monk vs. Michigan State	11/15/16
7	Derek Willis vs. TENNESSEE	2/18/16
7	Jamal Murray vs. Ohio State	12/19/15
7	Kyle Wiltjer vs. LIPSCOMB	12/15/12
7	Kyle Wiltjer vs. LAFAYETTE	11/16/12
7	Doron Lamb vs. WINTHROP	12/22/10

MOST FREE THROWS

Fts	Player vs. Opponent	Date
14	Olivier Sarr vs. VANDERBILT	1/5/21
14	Immanuel Quickley vs. MISSISSIPPI STATE	2/4/20
14	Tyler Ulis at Arkansas	1/21/16
13	Nick Richards vs. MISSISSIPPI STATE	2/4/20
13	Keldon Johnson vs. TENNESSEE STATE	11/23/18
13	De'Aaron Fox vs. UCLA	3/24/17



13	Julius Randle at Ole Miss	2/18/14
13	Julius Randle vs. BELMONT	12/21/13
12	Ashton Hagans vs. UTAH VALLEY	11/18/19
12	PJ Washington vs. Seton Hall	12/8/18
12	Shai Gilgeous-Alexander vs. GEORGIA	12/31/17
12	Tyler Ulis at Tennessee	2/2/16
12	Dakari Johnson vs. UT ARLINGTON	11/25/14
12	Archie Goodwin at Ole Miss	1/29/13
12	Archie Goodwin vs. MOREHEAD STATE	11/21/12
12	Anthony Davis vs. LOUISVILLE	12/31/11

MOST REBOUNDS

Rebs	Player vs. Opponent	Date
19	Nick Richards vs. SOUTHERN ILLINOIS	11/9/18
19	Michael Kidd-Gilchrist vs. LOUISVILLE	12/31/11
18	PJ Washington vs. VMI	11/18/18
18	Bam Adebayo vs. Northern Kentucky	3/17/17
18	Anthony Davis vs. CHATTANOOGA	12/17/11
18	DeMarcus Cousins vs. LOUISVILLE	1/2/10
18	Patrick Patterson vs. RIDER	11/21/09
18	DeMarcus Cousins vs. SAM HOUSTON ST.	11/19/09
17	Keldon Johnson vs. AUBURN	2/23/19
17	Terrence Jones vs. Notre Dame	12/8/10
17	Terrence Jones at Washington	11/23/10
16	Wenyen Gabriel vs. AUBURN	1/14/17
16	Julius Randle vs. LSU	3/14/14
16	Julius Randle vs. UNC ASHEVILLE	11/8/13
16	Nerlens Noel vs. BAYLOR	12/1/12
16	Anthony Davis vs. Kansas	4/2/12
16	Anthony Davis vs. LITTLE ROCK	1/3/12

SEC: 17, Keldon Johnson vs. AUBURN, 2/23/19

Postseason: 18, Bam Adebayo, vs. NKU, 3/17/17

SEC Tourney: 16, Julius Randle vs. LSU, 3/14/14

NCAA Tourney: 18, Bam Adebayo, vs. NKU, 3/17/17

Rupp Arena: 19, Nick Richards vs. SOUTHERN ILLINOIS, 11/9/18

On the Road: 17, Terrence Jones at Washington, 11/23/10

SEC Road: 15, Bam Adebayo at Missouri, 2/21/17

Ranked Opp.: 19, Michael Kidd-Gilchrist vs. LOUISVILLE, 12/31/11

Freshman: 19, M. Kidd-Gilchrist vs. LOUISVILLE, 12/31/11

Sophomore: 19, Nick Richards vs. SOUTHERN ILLINOIS, 11/9/18

Junior: 18, Patrick Patterson vs. RIDER, 11/21/09

Senior: 14, Josh Harrellson at Arkansas, 2/23/11

Graduate: 12, Nate Sestina vs. UTAH VALLEY, 11/18/19

Opener: 16, Julius Randle vs. UNC ASHEVILLE, 11/8/13

SEC Opener: 12, Willie Cauley-Stein vs. OLE MISS, 1/6/15

**In some cases, the most recent occurrence is listed

MOST OFFENSIVE REBOUNDS

Rebs	Player vs. Opponent	Date
9	Nick Richards vs. SOUTHERN ILLINOIS	11/9/18
9	Willie Cauley-Stein vs. ARKANSAS	2/27/14
9	DeMarcus Cousins vs. OLE MISS	2/2/10
9	Patrick Patterson vs. RIDER	11/21/09
8	Bam Adebayo vs. UT MARTIN	11/25/16
8	Dakari Johnson vs. GRAND CANYON	11/14/14
8	DeMarcus Cousins vs. VANDERBILT	1/30/10
8	Patrick Patterson at Indiana	12/12/09
8	DeMarcus Cousins vs. SAM HOUSTON ST.	11/19/09

MOST DEFENSIVE REBOUNDS

Rebs	Player vs. Opponent	Date
15	Terrence Jones vs. Notre Dame	12/8/10
14	Keldon Johnson vs. AUBURN	2/23/19
14	DeMarcus Cousins vs. LOUISVILLE	1/2/10
13	Anthony Davis vs. LSU	3/9/12
13	Michael Kidd-Gilchrist vs. LOUISVILLE	12/31/11
13	Anthony Davis vs. CHATTANOOGA	12/17/11
13	Terrence Jones vs. Washington	11/23/10
12	Immanuel Quickley vs. AUBURN	2/29/20
12	Jarred Vanderbilt vs. MISSOURI	2/24/18
12	Bam Adebayo vs. Northern Kentucky	3/17/17
12	Karl-Anthony Towns vs. GEORGIA	2/3/15
12	Julius Randle vs. Kansas State	3/21/14
12	Anthony Davis vs. Kansas	4/2/12
12	Anthony Davis vs. Louisville	3/31/12
12	Anthony Davis vs. LITTLE ROCK	1/3/12

MOST ASSISTS

Assts.	Player vs. Opponent	Date
16	John Wall vs. HARTFORD	12/29/09
14	Tyler Ulis vs. LSU	3/5/16
14	John Wall vs. UNC Asheville	11/30/09
12	Ashton Hagans vs. UAB	11/29/19
12	Ashton Hagans vs. Tennessee	3/16/19
12	De'Aaron Fox vs. STEPHEN F. AUSTIN	11/11/16
12	Tyler Ulis at South Carolina	2/13/16
11	Ashton Hagans vs. FAIRLEIGH DICKINSON	12/7/19
11	Isaiah Briscoe at Ole Miss	12/29/16
11	De'Aaron Fox vs. CLEVELAND STATE	11/23/16
11	Tyler Ulis at Florida	3/1/16
11	Tyler Ulis at Texas A&M	2/20/16
11	Tyler Ulis vs. FLORIDA	2/6/16
11	John Wall vs. ETSU	3/18/10
11	John Wall vs. RIDER	11/21/09

SEC: 14, Tyler Ulis vs. LSU, 3/5/16

Postseason: 12, Ashton Hagans vs. Tennessee, 3/16/19

SEC Tourney: 12, Ashton Hagans vs. Tennessee, 3/16/19

NCAA Tourney: 11, John Wall vs. ETSU, 3/18/10

Rupp Arena: 16, John Wall vs. HARTFORD, 12/29/09

On the Road: 12, Tyler Ulis, at South Carolina, 2/13/16

SEC Road: 12, Tyler Ulis, at South Carolina, 2/13/16

Ranked Opp.: 12, Ashton Hagans vs. Tennessee, 3/16/19

Freshman: 16, John Wall vs. HARTFORD, 12/29/09

Sophomore: 14, Tyler Ulis vs. LSU, 3/5/16

Junior: 9, DeAndre Liggins vs. WINTHROP, 12/22/10

Senior: 9, Dominique Hawkins vs. UT MARTIN, 11/25/16

Graduate: 10, Julius Mays vs. LAFAYETTE, 11/16/12

Opener: 12, De'Aaron Fox vs. STEPHEN F. AUSTIN, 11/11/16

SEC Opener: 11, Isaiah Briscoe at Ole Miss, 12/29/16

**In some cases, the most recent occurrence is listed

MOST POINTS-REBOUNDS-ASSISTS

P-R-A	Player vs. Opponent	Date
49 (47-0-2)	Malik Monk vs. North Carolina	12/17/16
47 (27-17-3)	Terrence Jones vs. Notre Dame	12/8/10
46 (29-13-4)	PJ Washington vs. Seton Hall	12/8/18
46 (39-3-4)	De'Aaron Fox vs. UCLA	3/24/17
45 (29-13-3)	Terrence Jones vs. Oklahoma	11/22/10
45 (27-18-0)	DeMarcus Cousins vs. S. HOUSTON	11/19/09
44 (24-19-1)	M. Kidd-Gilchrist vs. LOUISVILLE	12/31/11
43 (33-9-2)	Jamal Murray at Vanderbilt	2/27/16



43 (35-8-0)	Terrence Jones vs. AUBURN	1/11/11
42 (33-4-5)	Malik Monk vs. FLORIDA	2/25/17
42 (23-11-8)	Isaiah Briscoe vs. GEORGIA	1/31/17
42 (35-6-1)	Jamal Murray vs. FLORIDA	2/6/16

MOST MINUTES WITHOUT A TURNOVER

Mins.	Player vs. Opponent	Date
44	Reid Travis vs. Auburn	3/31/19
44	Darius Miller at Arkansas	2/23/11
41	Aaron Harrison vs. LSU	2/22/14
40	Tyler Ulis vs. Duke	11/17/15
40	Aaron Harrison vs. OLE MISS	1/6/15
40	Alex Poythress vs. MISSOURI	2/23/13
39	Nick Richards at Texas Tech	1/25/20
39	Nerlens Noel vs. TEXAS A&M	1/12/13
39	Ryan Harrow at Louisville	12/29/12
39	Anthony Davis vs. ALABAMA	1/21/12
39	Michael Kidd-Gilchrist vs. LOUISVILLE	12/31/11

MOST BLOCKED SHOTS

Blks.	Player vs. Opponent	Date
12	Nerlens Noel at Ole Miss	1/29/13
9	Willie Cauley-Stein vs. BOISE STATE	12/10/13
9	Willie Cauley-Stein vs. Providence	12/1/13
8	Isaiah Jackson vs. Kansas	12/1/20
8	Nerlens Noel at Alabama	1/22/13
8	Anthony Davis at South Carolina	2/4/12
8	Anthony Davis vs. ST. JOHN'S	12/1/11
7	Isaiah Jackson vs. ALABAMA	1/12/21
7	Nick Richards vs. LAMAR	11/24/19
7	Karl-Anthony Towns vs. VANDERBILT	1/20/15
7	Willie Cauley-Stein vs. E. MICHIGAN	11/27/13
7	Willie Cauley-Stein vs. MISSOURI	2/23/13
7	Nerlens Noel at Auburn	1/19/13
7	Nerlens Noel vs. TEXAS A&M	1/12/13
7	Nerlens Noel vs. LIPSCOMB	12/15/12
7	Nerlens Noel vs. PORTLAND	12/8/12
7	Anthony Davis vs. Western Kentucky	3/15/12
7	Anthony Davis at Vanderbilt	2/11/12
7	Anthony Davis vs. TENNESSEE	1/31/12
7	Anthony Davis vs. ARKANSAS	1/17/12
7	Anthony Davis vs. SOUTH CAROLINA	1/7/12
7	Anthony Davis vs. Kansas	11/15/11

SEC: 12, Nerlens Noel at Ole Miss, 1/29/13

Postseason: 7, Anthony Davis vs. Western Kentucky, 3/15/12

SEC Tourney: 6, Anthony Davis vs. LSU, 3/11/12

NCAA Tourney: 7, Anthony Davis vs. Western Kentucky, 3/15/12

Rupp Arena: 9, Willie Cauley-Stein vs. BOISE STATE, 12/10/13

On the Road: 12, Nerlens Noel at Ole Miss, 1/29/13

SEC Road: 12, Nerlens Noel at Ole Miss, 1/29/13

Ranked Opp.: 12, Nerlens Noel at Ole Miss, 1/29/13

Freshman: 12, Nerlens Noel at Ole Miss, 1/29/13

Sophomore: 9, Willie Cauley-Stein vs. BOISE STATE, 12/10/13

Junior: 7, Nick Richards vs. LAMAR, 11/24/19

Senior: 6, Josh Harrellson vs. PENN, 1/3/11

Graduate: 3, Nate Sestina at Vanderbilt, 2/11/20

Opener: 5, Anthony Davis vs. MARIST, 11/11/11

SEC Opener: 7, Anthony Davis vs. SOUTH CAROLINA, 1/7/12

***In some cases, the most recent occurrence is listed*

MOST STEALS

Stls.	Player vs. Opponent	Date
8	Ashton Hagans vs. North Carolina	12/22/18
6	Tyler Ulis vs. OLE MISS	1/2/16
6	Willie Cauley-Stein vs. GEORGIA	1/25/14
6	Nerlens Noel vs. BAYLOR	12/1/12
6	John Wall vs. UConn	12/9/09
6	John Wall vs. UNC Asheville	11/30/09
5	Ashton Hagans vs. TEXAS A&M	1/8/19
5	Tyler Herro vs. MONMOUTH	11/28/18
5	Tyler Herro vs. NORTH DAKOTA	11/14/18
5	Shai Gilgeous-Alexander vs. Davidson	3/15/18
5	Malik Monk vs. UCLA	12/3/16
5	Aaron Harrison vs. ARKANSAS	2/28/15
5	Willie Cauley-Stein vs. Texas	12/5/14
5	DeAndre Liggins vs. TENNESSEE	2/8/11
5	Darius Miller at Portland	11/19/10

SEC: 6, Tyler Ulis vs. OLE MISS, 1/2/16

Postseason: 5, Shai Gilgeous-Alexander vs. Davidson, 3/14/10

SEC Tourney: 5, John Wall vs. Mississippi State, 3/14/10

NCAA Tourney: 5, Shai Gilgeous-Alexander vs. Davidson, 3/14/10

Rupp Arena: 6, Tyler Ulis vs. OLE MISS, 1/2/16

On the Road: 5, Darius Miller at Portland, 11/19/10

SEC Road: 4, Ashton Hagans at Georgia, 1/7/20

Ranked Opp.: 8, Ashton Hagans vs. North Carolina, 12/22/18

Freshman: 8, Ashton Hagans vs. North Carolina, 12/22/18

Sophomore: 6, Tyler Ulis vs. OLE MISS, 1/2/16

Junior: 5, Willie Cauley-Stein vs. TEXAS, 12/5/14

Senior: 4, Dominique Hawkins vs. Arkansas, 3/12/17

Graduate: 3, Davion Mintz vs. FLORIDA, 2/27/21

Opener: 4, Knox/Gilgeous-Alexander vs. UTAH VALLEY, 11/10/17

SEC Opener: 6, Tyler Ulis vs. OLE MISS, 1/2/16

***In some cases, the most recent occurrence is listed*



CALIPARI ERA ALL-TIME DOUBLE-DOUBLES

BAM ADEBAYO (8)

Date	Opponent	P	R	A
11/13/16	CANISIUS	14	11	
11/25/16	UT MARTIN	15	12	
12/3/16	UCLA	18	13	
2/21/17	at Missouri	22	15	
2/25/17	FLORIDA	22	15	
3/10/17	vs. Georgia	13	10	
3/17/17	vs. Northern Kentucky	15	18	
3/19/17	vs. Wichita State	13	10	

BRANDON BOSTON JR. (1)

Date	Opponent	P	R	A
11/29/20	RICHMOND	20	10	

ISAIHAH BRISCOE (6)

Date	Opponent	P	R	A
11/14/15	NJIT	11	12	
3/17/16	vs. Stony Brook	13	11	
12/29/16	at Ole Miss	19	10	11
1/24/17	at Tennessee	11	14	
1/31/17	GEORGIA	23	11	
2/11/17	at Alabama	11	11	

KEION BROOKS JR. (2)

Date	Opponent	P	R	A
2/6/21	TENNESSEE	23	11	
2/20/21	at Tennessee	10	14	

WILLIE CAULEY-STEIN (11)

Date	Opponent	P	R	A
12/4/12	SAMFORD	12	12	
1/2/13	EASTERN MICHIGAN	11	11	
3/2/13	at Arkansas	13	10	
3/7/13	at Georgia	10	11	
11/19/13	UT ARLINGTON	14	10	
2/4/14	OLE MISS	18	11	
2/27/14	ARKANSAS	16	13	
3/16/14	vs. Florida	10	11	
12/5/14	TEXAS	21	12	
12/10/14	COLUMBIA	10	10	
3/15/15	vs. Arkansas	15	10	

DEMARCUS COUSINS (20)

Date	Opponent	P	R	A
11/16/09	Miami (Ohio)	10	10	
11/19/09	SAM HOUSTON STATE	27	18	
11/30/09	vs. UNC Asheville	24	10	
12/9/09	vs. UConn	10	10	
12/21/09	DREXEL	18	13	
12/23/09	LONG BEACH STATE	15	10	
12/29/09	HARTFORD	19	12	
1/2/10	LOUISVILLE	18	18	
1/16/10	at Auburn	16	11	
1/23/10	ARKANSAS	16	14	
1/26/10	at South Carolina	27	12	
1/30/10	VANDERBILT	21	10	
2/2/10	OLE MISS	18	13	
2/6/10	at LSU	19	14	
2/9/10	ALABAMA	16	13	
2/16/10	at Mississippi State	19	14	

2/25/10	SOUTH CAROLINA	19	11
2/27/10	at Tennessee	15	14
3/13/10	vs. Tennessee	19	15
3/14/10	vs. Mississippi State	10	10

ANTHONY DAVIS (20)

Date	Opponent	P	R	A
11/11/11	MARIST	23	10	
11/26/11	PORTLAND	13	12	
12/1/11	ST. JOHN'S	15	15	
12/17/11	CHATTANOOGA	14	18	
12/22/11	LOYOLA	15	11	
12/28/11	LAMAR	10	13	
12/31/11	LOUISVILLE	18	10	
1/3/12	vs. Little Rock	22	16	
1/7/12	SOUTH CAROLINA	12	10	
1/17/12	ARKANSAS	27	14	
1/28/12	at LSU	16	10	
2/21/12	at Mississippi State	13	11	
2/25/12	VANDERBILT	28	11	
3/4/12	at Florida	22	12	
3/9/12	vs. LSU	12	14	
3/10/12	vs. Florida	15	12	
3/11/12	vs. Vanderbilt	12	10	
3/17/12	vs. Iowa State	15	12	
3/25/12	vs. Baylor	18	11	
3/31/12	vs. Louisville	18	14	

HAMIDOU DIALLO (1)

Date	Opponent	P	R	A
12/31/17	GEORGIA	10	10	

DE'AARON FOX (4)

Date	Opponent	P	R	A
11/11/16	STEPHEN F. AUSTIN	12	12	
11/23/16	CLEVELAND STATE	16	11	
11/28/16	Arizona State	14	11	10
12/17/16	North Carolina	24	10	

WENYEN GABRIEL (2)

Date	Opponent	P	R	A
11/23/16	CLEVELAND STATE	10	10	
3/17/18	vs. Buffalo	16	12	

SHAI GILGEOUS-ALEXANDER (1)

Date	Opponent	P	R	A
2/28/18	OLE MISS	17	10	

ASHTON HAGANS (3)

Date	Opponent	P	R	A
3/16/19	vs. Tennessee	10	12	
12/7/19	FAIRLEIGH DICKINSON	11	11	
2/11/20	at Vanderbilt	11	10	

JOSH HARRELLSON (8)

Date	Opponent	P	R	A
11/30/10	BOSTON	12	11	
12/11/10	INDIANA	14	12	
12/31/10	at Louisville	23	14	
1/3/11	PENN	12	11	
2/23/11	at Arkansas	12	14	



3/12/11	vs. Alabama	14	10
3/17/11	vs. Princeton	15	10
3/25/11	vs. Ohio State	17	104

TYLER HERRO (1)

Date	Opponent	P	R	A
2/16/19	TENNESSEE	15	13	

ISAIAH JACKSON (2)

Date	Opponent	P	R	A
2/13/21	AUBURN	18	11	
3/6/21	SOUTH CAROLINA	13	10	

DAKARI JOHNSON (2)

Date	Opponent	P	R	A
11/14/14	GRAND CANYON	10	13	
2/14/15	SOUTH CAROLINA	10	13	

KELDON JOHNSON (4)

Date	Opponent	P	R	A
11/14/18	NORTH DAKOTA	12	10	
12/1/18	UNC GREENSBORO	13	11	
1/26/19	KANSAS	15	10	
3/31/19	vs. Auburn	14	10	

TERRENCE JONES (17)

Date	Opponent	P	R	A
11/12/10	EAST TENNESSEE STATE	25	12	
11/22/10	vs. Oklahoma	29	13	
11/23/10	vs. Washington	16	17	
11/30/10	BOSTON	18	10	
12/8/10	vs. Notre Dame	27	17	
1/8/11	at Georgia	24	10	
2/1/11	at Ole Miss	22	12	
2/8/11	TENNESSEE	10	11	
2/15/11	MISSISSIPPI STATE	17	10	
2/19/11	SOUTH CAROLINA	19	12	
3/6/11	at Tennessee	15	12	
3/19/11	vs. West Virginia	12	10	
4/2/11	vs. UConn	11	15	
2/18/12	OLE MISS	15	11	
3/9/12	vs. LSU	15	11	
3/11/12	vs. Vanderbilt	12	11	
3/15/12	vs. Western Kentucky	22	10	

MICHAEL KIDD-GILCHRIST (7)

Date	Opponent	P	R	A
12/3/11	NORTH CAROLINA	17	11	
12/31/11	LOUISVILLE	24	19	
1/14/12	at Tennessee	17	12	
1/24/12	at Georgia	14	11	
2/7/12	FLORIDA	13	13	
2/21/12	at Mississippi State	18	10	
3/23/12	vs. Indiana	24	10	

KEVIN KNOX (2)

Date	Opponent	P	R	A
11/17/17	EAST TENNESSEE STATE	17	10	
1/3/18	at LSU	16	11	

MARCUS LEE (4)

Date	Opponent	P	R	A
11/17/15	vs. Duke	10	10	
11/30/15	ILLINOIS STATE	13	12	

2/13/16	at South Carolina	11	13
3/5/16	LSU	12	10

TREY LYLES (2)

Date	Opponent	P	R	A
12/7/14	EASTERN KENTUCKY	10	10	
3/21/15	vs. Cincinnati	11	11	

EJ MONTGOMERY (1)

Date	Opponent	P	R	A
2/5/19	SOUTH CAROLINA	11	13	

NERLENS NOEL (5)

Date	Opponent	P	R	A
12/22/12	MARSHALL	11	10	
1/12/13	TEXAS A&M	15	11	
2/2/13	at Texas A&M	19	14	
2/5/13	SOUTH CAROLINA	10	10	
2/9/13	AUBURN	10	12	

PATRICK PATTERSON (9)

Date	Opponent	P	R	A
11/13/09	MOREHEAD STATE	20	12	
11/16/09	MIAMI (Ohio)	17	10	
11/21/09	RIDER	19	18	
11/25/09	vs. Stanford	12	11	
12/12/09	at Indiana	19	11	
12/23/09	LONG BEACH STATE	15	11	
2/16/10	at Mississippi State	19	10	
2/20/10	at Vanderbilt	13	13	
3/3/10	at Georgia	17	10	

ALEX POYTHRESS (6)

Date	Opponent	P	R	A
11/8/13	UNC ASHEVILLE	10	13	
1/26/13	LSU	20	12	
11/20/15	WRIGHT STATE	10	10	
11/24/15	BOSTON	14	10	
12/9/15	EASTERN KENTUCKY	21	13	
3/1/16	at Florida	12	10	

IMMANUEL QUICKLEY (2)

Date	Opponent	P	R	A
1/28/20	at Arkansas	13	10	
2/29/20	AUBURN	18	12	

JULIUS RANDLE (24)

Date	Opponent	P	R	A
11/8/13	UNC ASHEVILLE	23	16	
11/10/13	NORTHERN KENTUCKY	22	14	
11/12/13	vs. Michigan State	27	13	
11/17/13	ROBERT MORRIS	10	15	
11/19/13	UT ARLINGTON	22	10	
11/25/13	CLEVELAND STATE	15	15	
11/27/13	EASTERN MICHIGAN	14	10	
12/10/13	BOISE STATE	17	11	
12/21/13	BELMONT	29	10	
1/14/14	at Arkansas	20	14	
1/21/14	TEXAS A&M	13	11	
2/12/14	at Auburn	12	12	
2/15/14	FLORIDA	13	13	
2/18/14	at Ole Miss	25	13	
2/27/14	ARKANSAS	14	10	
3/1/14	at South Carolina	10	15	



3/4/14	ALABAMA	12	11
3/8/14	at Florida	16	10
3/14/14	vs. LSU	17	16
3/15/14	vs. Georgia	12	11
3/21/14	vs. Kansas State	19	15
3/23/14	vs. Wichita State	13	10
3/28/14	vs. Louisville	15	12
3/30/14	vs. Michigan	16	11

NICK RICHARDS (11)

Date	Opponent	P	R	A
11/22/17	FORT WAYNE	25	15	
11/8/19	EASTERN KENTUCKY	21	10	
11/18/19	UTAH VALLEY	21	10	
11/24/19	LAMAR	10	13	
12/14/19	GEORGIA TECH	12	10	
12/28/19	LOUISVILLE	13	10	
1/4/20	MISSOURI	21	12	
1/11/20	ALABAMA	13	11	
1/25/20	at Texas Tech	25	14	
1/29/20	VANDERBILT	15	11	
2/4/20	MISSISSIPPI STATE	27	11	

OLIVIER SARR (3)

Date	Opponent	P	R	A
11/29/20	RICHMOND	17	11	
1/2/21	at Mississippi State	14	12	
2/9/21	ARKANSAS	13	10	

NATE SESTINA (1)

Date	Opponent	P	R	A
11/8/19	EASTERN KENTUCKY	12	11	

MARQUIS TEAGUE (1)

Date	Opponent	P	R	A
2/7/12	FLORIDA	12	10	

KARL-ANTHONY TOWNS (8)

Date	Opponent	P	R	A
11/25/14	UT ARLINGTON	13	11	
1/13/15	MISSOURI	12	10	
2/3/15	GEORGIA	15	13	
2/10/15	at LSU	12	13	
2/21/15	AUBURN	19	10	
2/25/15	at Mississippi State	12	10	
3/13/15	vs. Florida	13	12	
3/19/15	vs. Hampton	21	11	

REID TRAVIS (3)

Date	Opponent	P	R	A
12/1/18	UNC GREENSBORO	22	12	
1/26/19	KANSAS	18	12	
3/23/19	vs. Wofford	14	11	

TYLER ULIS (8)

Date	Opponent	P	R	A
1/2/16	OLE MISS	20	10	
1/16/16	at Auburn	17	10	
2/6/16	FLORIDA	18	11	
2/13/16	at South Carolina	27	12	
2/20/16	at Texas A&M	22	11	
2/23/16	ALABAMA	19	10	
3/1/16	at Florida	19	11	
3/5/16	LSU	14	14	

JARRED VANDERBILT (1)

Date	Opponent	P	R	A
2/24/18	MISSOURI	21	15	

JOHN WALL (5)

Date	Opponent	P	R	A
11/21/09	RIDER	21	11	
11/30/09	vs. UNC Asheville	12	14	
2/9/10	ALABAMA	22	10	
2/16/10	at Mississippi State	18	10	
3/18/10	vs. East Tennessee State	17	11	

PJ WASHINGTON (12)

Date	Opponent	P	R	A
11/12/17	VERMONT	17	10	
2/20/18	at Arkansas	13	10	
3/22/18	vs. Kansas State	18	15	
11/18/18	VMI	19	18	
11/21/18	WINTHROP	19	11	
12/8/18	vs. Seton Hall	29	12	
12/22/18	vs. North Carolina	11	10	
1/26/19	KANSAS	20	13	
1/29/19	at Vanderbilt	26	12	
2/2/19	at Florida	15	12	
3/15/19	vs. Alabama	10	12	
3/31/19	vs. Auburn	28	13	

DEREK WILLIS (2)

Date	Opponent	P	R	A
1/16/16	at Auburn	12	12	
1/27/16	MISSOURI	18	12	

KYLE WILTJER (1)

Date	Opponent	P	R	A
12/15/12	LIPSCOMB	23	12	

JAMES YOUNG (2)

Date	Opponent	P	R	A
12/28/13	LOUISVILLE	18	10	
1/8/14	MISSISSIPPI STATE	26	10	



CALIPARI ERA INDIVIDUAL SEASON RECORDS

POINTS

Rk.	Player	Pts.	Year
1.	Malik Monk	754	2017
2.	Jamal Murray	720	2016
3.	Brandon Knight	657	2011
4.	John Wall	616	2010
5.	Tyler Ulis	606	2016
6.	De'Aaron Fox	601	2017
7.	Julius Randle	599	2014
8.	Terrence Jones	595	2011
9.	Kevin Knox	576	2018
10.	DeMarcus Cousins	575	2010
11.	James Young	573	2014
12.	Anthony Davis	567	2012
13.	Aaron Harrison	549	2014
	Doron Lamb	549	2012
15.	Patrick Patterson	544	2010
16.	Shai Gilgeous-Alexander	532	2018
17.	PJ Washington	531	2019
18.	Tyler Herro	519	2019
19.	Keldon Johnson	498	2019
20.	Bam Adebayo	494	2017

SCORING AVERAGE

Rk.	Player	Avg.	Year
1.	Jamal Murray	20.0	2016
2.	Malik Monk	19.8	2017
3.	Tyler Ulis	17.3	2016
	Brandon Knight	17.3	2011
5.	De'Aaron Fox	16.7	2017
6.	John Wall	16.6	2010
7.	Immanuel Quickley	16.1	2020
8.	Terrence Jones	15.7	2011
9.	Kevin Knox	15.6	2018
10.	PJ Washington	15.2	2019
11.	DeMarcus Cousins	15.1	2010
12.	Julius Randle	15.0	2014
13.	Shai Gilgeous-Alexander	14.4	2018
14.	James Young	14.3	2014
	Patrick Patterson	14.3	2010

REBOUNDS

Rk.	Player	Rebs.	Year
1.	Julius Randle	417	2014
2.	Anthony Davis	415	2012
3.	DeMarcus Cousins	376	2010
4.	Terrence Jones	336	2011
5.	Josh Harrellson	329	2011
6.	Bam Adebayo	304	2017
7.	Michael Kidd-Gilchrist	297	2012
8.	Patrick Patterson	283	2010
9.	Terrence Jones	272	2012
10.	PJ Washington	264	2019
11.	Karl-Anthony Towns	261	2015
12.	Willie Cauley-Stein	251	2015
13.	Nick Richards	241	2020
14.	Reid Travis	229	2019
15.	Nerlens Noel	227	2013

REBOUNDING AVERAGE

Rk.	Player	Avg.	Year
1.	Julius Randle	10.4	2014
	Anthony Davis	10.4	2012
3.	DeMarcus Cousins	9.9	2010
4.	Nerlens Noel	9.5	2013
5.	Terrence Jones	8.8	2011
6.	Josh Harrellson	8.7	2011
7.	Bam Adebayo	8.0	2017
8.	Jarred Vanderbilt	7.9	2018
9.	Nick Richards	7.8	2020
10.	PJ Washington	7.5	2019

FIELD GOALS

Rk.	Player	FGs	Year
1.	Malik Monk	251	2017
2.	Jamal Murray	244	2016
3.	Brandon Knight	217	2011
4.	Patrick Patterson	215	2010
5.	De'Aaron Fox	214	2017
6.	Anthony Davis	210	2012
7.	Terrence Jones	206	2011
	DeMarcus Cousins	206	2010
9.	John Wall	202	2010
10.	Kevin Knox	196	2018
	Julius Randle	196	2014

FIELD-GOAL PERCENTAGE

Rk.	Player	Pct.	Year
1.	Marcus Lee	.680	2016
2.	Nick Richards	.644	2020
3.	Anthony Davis	.623	2012
4.	Willie Cauley-Stein	.621	2013
5.	Nick Richards	.616	2018
6.	Josh Harrellson	.611	2011
7.	Alex Poythress	.601	2016
8.	Bam Adebayo	.599	2017
9.	Willie Cauley-Stein	.596	2014
10.	Nerlens Noel	.590	2013

min. 100 attempts

3-POINT FIELD GOALS

Rk.	Player	FGs	Year
1.	Jamal Murray	113	2016
2.	Malik Monk	104	2017
3.	Brandon Knight	87	2011
4.	James Young	82	2014
5.	Doron Lamb	76	2012
6.	Doron Lamb	68	2011
7.	Julius Mays	65	2013
8.	Aaron Harrison	62	2014
	Immanuel Quickley	62	2020
10.	Tyler Herro	60	2019

3-POINT FIELD-GOAL PERCENTAGE

Rk.	Player	Pct.	Year
1.	Doron Lamb	.486	2011
2.	Doron Lamb	.466	2012
3.	Darius Miller	.443	2011
4.	Derek Willis	.442	2016
5.	Kyle Wiltjer	.432	2012

6.	Tyler Ulis	.429	2015
7.	Immanuel Quickley	.428	2020
8.	PJ Washington	.423	2019
9.	Devin Booker	.411	2015
10.	Jamal Murray	.408	2016

min. 50 attempts

FREE THROWS

Rk.	Player	FTs	Year
1.	Julius Randle	204	2014
2.	John Wall	175	2010
3.	Tyler Ulis	167	2016
4.	DeMarcus Cousins	162	2010
5.	Andrew Harrison	159	2014
6.	Terrence Jones	157	2011
7.	De'Aaron Fox	156	2017
8.	Bam Adebayo	154	2017
9.	Malik Monk	148	2017
10.	Anthony Davis	144	2012
	Immanuel Quickley	144	2020
12.	Shai Gilgeous-Alexander	143	2018
	Michael Kidd-Gilchrist	143	2012
14.	Aaron Harrison	139	2014
15.	Brandon Knight	136	2011

FREE-THROW PERCENTAGE

Rk.	Player	Pct.	Year
1.	Tyler Herro	.935	2019
2.	Immanuel Quickley	.923	2020
3.	Tyler Ulis	.856	2016
4.	Darius Miller	.853	2011
5.	Julius Mays	.846	2013
6.	Tyrese Maxey	.833	2020
7.	Dominique Hawkins	.830	2017
8.	Devin Booker	.828	2015
	Immanuel Quickley	.828	2019
10.	Doron Lamb	.826	2012

min. 50 attempts

ASSISTS

Rk.	Player	Assts.	Year
1.	Tyler Ulis	246	2016
2.	John Wall	241	2010
3.	Ashton Hagans	191	2020
	Marquis Teague	191	2012
5.	Shai Gilgeous-Alexander	189	2018
6.	De'Aaron Fox	165	2017
7.	Ashton Hagans	160	2019
8.	Andrew Harrison	159	2014
	Brandon Knight	159	2011
10.	Isaiah Briscoe	151	2017

ASSISTS PER GAME

Rk.	Player	Avg.	Year
1.	Tyler Ulis	7.029	2016
2.	John Wall	6.514	2010
3.	Ashton Hagans	6.367	2020
4.	Shai Gilgeous-Alexander	5.108	2018
5.	Marquis Teague	4.775	2012
6.	De'Aaron Fox	4.583	2017
7.	Ashton Hagans	4.324	2019
8.	Isaiah Briscoe	4.194	2017
9.	Brandon Knight	4.184	2011
10.	Andrew Harrison	3.975	2014

min. 15 games

ASSIST-TO-TURNOVER RATIO

Rk.	Player	Ratio	Year
1.	Tyler Ulis	3.565	2016
2.	Dominique Hawkins	3.556	2017
3.	Tyler Ulis	3.553	2015
4.	Julius Mays	2.500	2013
5.	Andrew Harrison	2.172	2015
6.	De'Aaron Fox	1.897	2017
7.	Shai Gilgeous-Alexander	1.890	2018
8.	Ashton Hagans	1.854	2020
9.	Marquis Teague	1.752	2012
10.	DeAndre Liggins	1.745	2011

min. 40 assists

STEALS

Rk.	Player	Stls.	Year
1.	John Wall	66	2010
2.	Shai Gilgeous-Alexander	61	2018
	Ashton Hagans	61	2019
4.	Ashton Hagans	58	2020
5.	Anthony Davis	54	2012
6.	De'Aaron Fox	53	2017
7.	Eric Bledsoe	52	2010
8.	Tyler Ulis	51	2016
9.	Nerlens Noel	50	2013
10.	Terrence Jones	49	2012
11.	Willie Cauley-Stein	47	2015
12.	DeAndre Liggins	46	2011
13.	Willie Cauley-Stein	44	2014
14.	Aaron Harrison	43	2015
	Aaron Harrison	43	2014
	Terrence Jones	43	2011

STEALS PER GAME

Rk.	Player	Avg.	Year
1.	Nerlens Noel	2.083	2013
2.	Ashton Hagans	1.933	2020
3.	John Wall	1.784	2010
4.	Shai Gilgeous-Alexander	1.649	2018
	Ashton Hagans	1.649	2019
6.	De'Aaron Fox	1.472	2017
7.	Tyler Ulis	1.457	2016
8.	Eric Bledsoe	1.405	2010
9.	Anthony Davis	1.350	2012
10.	Brandon Boston Jr.	1.320	2021

min. 30 steals

BLOCKED SHOTS

Rk.	Player	Bks.	Year
1.	Anthony Davis	186	2012
2.	Willie Cauley-Stein	106	2014
	Nerlens Noel	106	2013
4.	Karl-Anthony Towns	88	2015
5.	Terrence Jones	72	2011
6.	Terrence Jones	68	2012
7.	Willie Cauley-Stein	67	2015
	DeMarcus Cousins	67	2010
9.	Nick Richards	66	2020
10.	Isaiah Jackson	65	2021
11.	Willie Cauley-Stein	60	2013
12.	Skal Labissiere	59	2016
	Marcus Lee	59	2016
14.	Bam Adebayo	57	2017
	Josh Harrellson	57	2011

**BLOCKED SHOTS PER GAME**

Rk.	Player	Avg.	Year
1.	Anthony Davis	4.650	2012
2.	Nerlens Noel	4.167	2013
3.	Willie Cauley-Stein	2.865	2014
4.	Isaiah Jackson	2.600	2021
5.	Karl-Anthony Towns	2.256	2015
6.	Nick Richards	2.129	2020
7.	Willie Cauley-Stein	2.069	2013
8.	Terrence Jones	1.895	2011
9.	Terrence Jones	1.789	2012
10.	DeMarcus Cousins	1.763	2010

min. 30 blocks

MINUTES PLAYED

Rk.	Player	Mins.	Year
1.	Brandon Knight	1363	2011
2.	Aaron Harrison	1303	2014
	Marquis Teague	1303	2012
4.	James Young	1296	2014
5.	Tyler Ulis	1288	2016
	John Wall	1288	2010
7.	Anthony Davis	1281	2012
8.	Jamal Murray	1267	2016
	Andrew Harrison	1267	2014
10.	Patrick Patterson	1255	2010
11.	Doron Lamb	1249	2012
12.	Shai Gilgeous-Alexander	1248	2018
13.	Michael Kidd-Gilchrist	1245	2012
14.	Julius Randle	1233	2014
15.	Malik Monk	1218	2017

DOUBLE-FIGURE SCORING GAMES

Rk.	Player	No.	Year
1.	Malik Monk	36	2017
2.	Jamal Murray	35	2016
	Julius Randle	35	2014
	Brandon Knight	35	2011
5.	John Wall	34	2010
6.	Anthony Davis	32	2012
	De'Aaron Fox	32	2017
	Terrence Jones	32	2011
9.	Bam Adebayo	31	2017
	DeMarcus Cousins	31	2010

20-POINT SCORING GAMES

Rk.	Player	No.	Year
1.	Malik Monk	19	2017
2.	Jamal Murray	18	2016
3.	Tyler Ulis	15	2016
4.	Brandon Knight	14	2011
5.	PJ Washington	11	2019
6.	De'Aaron Fox	10	2017
	Kevin Knox	10	2018
8.	James Young	9	2014
9.	Aaron Harrison	8	2014
	Terrence Jones	8	2011
	Immanuel Quickley	8	2020
	John Wall	8	2010

DOUBLE-FIGURE REBOUNDING GAMES

Rk.	Player	No.	Year
1.	Julius Randle	27	2014
2.	Anthony Davis	23	2012
3.	DeMarcus Cousins	21	2010
4.	Josh Harrellson	16	2011
5.	Terrence Jones	13	2011
6.	Patrick Patterson	11	2010
7.	Nick Richards	10	2020
	Karl-Anthony Towns	10	2015
9.	Bam Adebayo	9	2017
	Willie Cauley-Stein	9	2015
	Nerlens Noel	9	2013
	PJ Washington	9	2019

GAMES WITH 5+ ASSISTS

Rk.	Player	No.	Year
1.	Tyler Ulis	31	2016
2.	John Wall	29	2010
3.	Ashton Hagans	22	2020
4.	Shai Gilgeous-Alexander	21	2018
5.	Marquis Teague	20	2012
6.	De'Aaron Fox	17	2017
7.	Isaiah Briscoe	14	2017
	Andrew Harrison	14	2014
	Brandon Knight	14	2011
10.	Ashton Hagans	12	2019
	Tyler Ulis	12	2015

GAMES WITH 3+ 3-POINTERS

Rk.	Player	No.	Year
1.	Jamal Murray	20	2016
2.	Malik Monk	18	2017
3.	Brandon Knight	16	2011
4.	James Young	15	2014
5.	Doron Lamb	11	2012
	Darius Miller	11	2012
7.	Julius Mays	10	2013
8.	Devin Booker	9	2015
	Aaron Harrison	9	2014
	Tyler Herro	9	2019
	Doron Lamb	9	2011
	Davion Mintz	9	2021

CALIPARI ERA INDIVIDUAL SEASON MILESTONES

450 POINTS/225 REBOUNDS

Player	Year	Pts	Reb
PJ Washington	2019	531	264
Bam Adebayo	2017	481	297
Julius Randle	2014	599	417
Anthony Davis	2012	567	415
Terrence Jones	2012	469	272
Michael Kidd-Gilchrist	2012	476	297
Terrence Jones	2011	595	336
DeMarcus Cousins	2010	575	376
Patrick Patterson	2010	544	283

300 POINTS/100 ASSISTS

Player	Year	Pts	Asst
Ashton Hagans	2020	345	191
Shai Gilgeous-Alexander	2018	532	189
De'Aaron Fox	2017	588	162
Isaiah Briscoe	2017	430	143
Isaiah Briscoe	2016	326	107
Tyler Ulis	2016	606	246
Andrew Harrison	2015	364	139
Andrew Harrison	2014	434	159
Marquis Teague	2012	401	191
Brandon Knight	2011	657	159
Eric Bledsoe	2010	419	107
John Wall	2010	616	241

300 POINTS/100 REBOUNDS/75 ASSISTS

Player	Year	Pts	Reb	Asst
Ashton Hagans	2020	345	117	191
Tyrese Maxey	2020	433	133	98
Tyler Herro	2019	519	166	91
Shai Gilgeous-Alexander	2018	532	153	189
De'Aaron Fox	2017	588	139	162
Isaiah Briscoe	2017	430	191	143
Isaiah Briscoe	2016	326	181	107
Jamal Murray	2016	720	186	79

Tyler Ulis	2016	606	105	246
Andrew Harrison	2014	434	126	159
Archie Goodwin	2013	466	152	88
Michael Kidd-Gilchrist	2012	476	297	75
Darius Miller	2012	397	110	82
Marquis Teague	2012	401	101	191
Terrence Jones	2011	595	336	75
Brandon Knight	2011	657	153	159
Eric Bledsoe	2010	419	114	107
John Wall	2010	616	159	241

300 POINTS/200 REBOUNDS/50 BLOCKS

Player	Year	Pts	Reb	Blk
Nick Richards	2020	435	241	66
Bam Adebayo	2017	481	297	56
Willie Cauley-Stein	2015	349	251	67
Karl-Anthony Towns	2015	401	261	88
Anthony Davis	2012	567	415	186
Terrence Jones	2012	469	272	68
Terrence Jones	2011	595	336	72
DeMarcus Cousins	2010	575	376	67
Patrick Patterson	2010	544	283	51

200 REBOUNDS/50 BLOCKS/25 STEALS

Player	Year	Reb	Blk	Stl
Bam Adebayo	2017	297	56	25
Willie Cauley-Stein	2015	251	67	47
Willie Cauley-Stein	2014	225	106	44
Nerlens Noel	2013	227	106	50
Anthony Davis	2012	415	186	54
Terrence Jones	2012	272	68	49
Josh Harrellson	2011	329	57	35
Terrence Jones	2011	336	72	43
DeMarcus Cousins	2010	376	67	37
Patrick Patterson	2010	283	51	27

CALIPARI ERA MISCELLANEOUS RECORDS

TOP SCORING SINGLE-SEASON DUOS BY SCORING AVERAGE

Pts.	Avg.	Player	Player	Year
1,326	36.833	Jamal Murray	Tyler Ulis	2016
1,355	36.623	Malik Monk	De'Aaron Fox	2017
1,252	32.947	Brandon Knight	Terrence Jones	2011
1,191	32.189	DeMarcus Cousins	John Wall	2010
917	29.581	Immanuel Quickley	Nick Richards	2020

TOP SCORING SINGLE-SEASON FRESHMAN DUOS BY POINTS

Pts.	Avg.	Player	Player	Year
1,355	36.623	Malik Monk	De'Aaron Fox	2017
1,252	32.947	Brandon Knight	Terrence Jones	2011
1,191	32.189	DeMarcus Cousins	John Wall	2010
1,172	29.300	Julius Randle	James Young	2014
1,108	29.946	Kevin Knox	Shai Gilgeous-Alexander	2018

TOP SCORING SINGLE-SEASON TRIOS BY SCORING AVERAGE

Pts.	Avg.	Player	Player	Player	Year
1,849	49.527	Malik Monk	De'Aaron Fox	Bam Adebayo	2017
1,735	46.892	DeMarcus Cousins	Patrick Patterson	John Wall	2010
1,652	45.889	Jamal Murray	Tyler Ulis	Isaiah Briscoe	2016
1,721	45.289	Brandon Knight	Terrence Jones	Doron Lamb	2011
1,350	43.548	Immanuel Quickley	Nick Richards	Tyrese Maxey	2020

**TOP SCORING SINGLE-SEASON FRESHMAN CLASS**

Pts.	PPG	Year	Players
2,466	66.649	2018	Knox (576), Gilgeous-Alexander (532), Washington (401), Diallo (371), Green (315), Richards (189), Vanderbilt (82)
2,459	61.475	2014	Randle (599), Young (573), Aa. Harrison (549), An. Harrison (434), Johnson (202), Lee (59), Hawkins (25), Willis (16), Floreal (2)
2,082	54.789	2017	Monk (754), Fox (601), Adebayo (494), Gabriel (174), Killeya-Jones (40), Wynyard (11), Calipari (8)
1,759	47.541	2010	Wall (616), Cousins (575), Bledsoe (419), Orton (129), Hood (20)
1,731	45.553	2011	Knight (657), Jones (595), Lamb (469), Polson (6), Poole (4)
1,697	45.865	2019	Herro (519), Johnson (498), Hagans (284), Quickley (193), Montgomery (139), Baker (64)
1,651	41.275	2012	Davis (567), Kidd-Gilchrist (476), Teague (401), Wiltjer (199), Malone (6), Long (2)
1,389	38.583	2016	Murray (720), Briscoe (326), Labissiere (237), Matthews (61), Humphries (43), David (2)
1,330	40.303	2013	Goodwin (466), Poythress (371), Noel (251), Cauley-Stein (242)
1,304	33.436	2015	Towns (401), Booker (381), Lyles (313), Ulis (209)
912	36.480	2021	Boston Jr. (287), Jackson (211), Askew (163), Allen (118), Clarke (77), Ware (41), Fletcher (15)
713	23.000	2020	Maxey (433), Brooks Jr. (138), Juzang (82), Whitney (60)

TOP SCORING SINGLE-SEASON SOPHOMORE CLASS

Pts.	PPG	Year	Players
1,199	30.744	2015	Aa. Harrison (430), An. Harrison (364), Johnson (248), Lee (102), Hawkins (29), Willis (25), Floreal (1)
1,019	25.475	2012	Lamb (549), Jones (469), Polson (1)
998	32.194	2020	Quickley (482), Hagans (345), Montgomery (171)
750	20.270	2019	Washington (531), Richards (147), Green (72)
623	18.879	2013	Wiltjer (336), Harrow (287)
606	17.314	2016	Ulis (606)
564	15.243	2010	Miller (246), Dodson (209), Liggins (109)
547	14.395	2017	Briscoe (437), Humphries (105), David (5)
486	12.150	2014	Cauley-Stein (252), Poythress (234)
374	10.108	2018	Gabriel (251), Killeya-Jones (112), Wynyard (8), Calipari (3)
291	11.640	2021	Brooks Jr. (165), Toppin (124), Payne (2)
26	0.684	2011	Hood (26)

TOP SCORING SINGLE-SEASON JUNIOR CLASS

Pts.	PPG	Year	Players
799	21.023	2011	Miller (414), Liggins (328), Vargas (57)
572	15.459	2010	Patterson (544), Harrellson (28)
549	15.250	2016	Willis (247), Lee (229), Hawkins (61), Mulder (12)
435	14.032	2020	Richards (435)
393	10.077	2015	Cauley-Stein (349), Poythress (44)
135	4.091	2013	Polson (101), Hood (34)

TOP SCORING SINGLE-SEASON SENIOR/GRADUATE STUDENT CLASS

Pts.	PPG	Year	Players
596	15.684	2017	Willis (267), Hawkins (178), Mulder (151)
558	22.320	2021	Mintz (288), Sarr (270)
425	10.625	2012	Miller (397), Vargas (28)
359	11.219	2019	Travis (359)
317	10.226	2016	Poythress (317)
308	9.333	2013	Mays (306), Beckham (2)
289	7.605	2011	Harrellson (289)
161	5.750	2020	Sestina (161)
117	3.162	2010	Harris (67), Stevenson (44), Krebs (6)
47	1.175	2014	Polson (32), Hood (15)
4	0.103	2015	Lanter (3), Malone (1)

CALIPARI ERA INDIVIDUAL CAREER RECORDS

POINTS

Rk.	Player	Years	GP	Pts.
1.	Terrence Jones	2011-12	76	1064
2.	Darius Miller	2010-12	116	1057
3.	Doron Lamb	2011-12	78	1018
4.	Aaron Harrison	2014-15	79	979
5.	Alex Poythress	2013-16	81	966
6.	PJ Washington	2018-19	72	932
7.	Willie Cauley-Stein	2013-15	105	843
8.	Tyler Ulis	2015-16	72	815
9.	Andrew Harrison	2014-15	79	798
10.	Nick Richards	2018-20	105	771

HIGHEST SCORING AVERAGE

Rk.	Player	Years	Pts.	Avg.
1.	Jamal Murray	2016	720	20.0
2.	Malik Monk	2017	754	19.8
3.	Brandon Knight	2011	657	17.3
4.	De'Aaron Fox	2017	601	16.7
5.	John Wall	2010	515	16.6
6.	Kevin Knox	2018	576	15.6
7.	DeMarcus Cousins	2010	575	15.1
8.	Julius Randle	2014	599	15.0
9.	Shai Gilgeous-Alexander	2018	532	14.4
10.	James Young	2014	573	14.3
	Patrick Patterson	2010	544	14.3

min. 300 points

REBOUNDS

Rk.	Player	Years	Rebs.
1.	Willie Cauley-Stein	2013-15	655
2.	Terrence Jones	2011-12	608
3.	Alex Poythress	2013-16	597
4.	Nick Richards	2018-20	527
5.	PJ Washington	2018-19	475
6.	Julius Randle	2014	417
7.	Anthony Davis	2012	415
8.	Marcus Lee	2014-16	390
9.	Wenyen Gabriel	2017-18	382
10.	Isaiah Briscoe	2016-17	376
	Darius Miller	2010-12	376
	DeMarcus Cousins	2010	376

HIGHEST REBOUNDING AVERAGE

Rk.	Player	Years	Rebs.	Avg.
1.	Julius Randle	2014	417	10.4
	Anthony Davis	2012	415	10.4
3.	DeMarcus Cousins	2010	376	9.9
4.	Nerlens Noel	2013	227	9.5
5.	Bam Adebayo	2017	304	8.0
	Terrence Jones	2011-12	608	8.0
7.	Jarred Vanderbilt	2018	110	7.9
8.	Michael Kidd-Gilchrist	2012	297	7.4
	Patrick Patterson	2010	283	7.4
10.	Reid Travis	2019	286	7.2

min. 100 rebounds

FIELD GOALS

Rk.	Player	Years	FGs.
1.	Terrence Jones	2011-12	383
2.	Darius Miller	2010-12	378
3.	Alex Poythress	2013-16	356

4.	Willie Cauley-Stein	2013-15	346
5.	Doron Lamb	2011-12	336
6.	PJ Washington	2018-19	325
7.	Aaron Harrison	2014-15	320
8.	Isaiah Briscoe	2016-17	295
9.	Nick Richards	2018-20	281
10.	Tyler Ulis	2015-16	259

FIELD-GOAL PERCENTAGE

Rk.	Player	Years	FGM	FGA	Pct.
1.	Marcus Lee	2014-16	175	265	.660
2.	Nick Richards	2018-20	281	447	.629
3.	Anthony Davis	2012	210	337	.623
4.	Nick Richards	2018-19	118	194	.608
5.	Bam Adebayo	2017	170	284	.599
6.	Josh Harrellson	2010-11	139	234	.594
7.	Willie Cauley-Stein	2013-15	346	583	.593
8.	Sacha Killeya-Jones	2017-18	62	106	.585
9.	Patrick Patterson	2010	215	374	.575
10.	Karl-Anthony Towns	2015	145	256	.566

min. 100 attempts

3-POINTERS

Rk.	Player	Years	3PM
1.	Darius Miller	2010-12	157
2.	Doron Lamb	2011-12	144
3.	Aaron Harrison	2014-15	121
4.	Jamal Murray	2016	113
5.	Derek Willis	2014-17	108
6.	Malik Monk	2017	104
7.	Immanuel Quickley	2019-20	92
8.	Kyle Wiltjer	2012-13	90
9.	Tyler Ulis	2015-16	88
10.	Brandon Knight	2011	87

3-POINT FIELD-GOAL PERCENTAGE

Rk.	Player	Years	3PM	3PA	Pct.
1.	Doron Lamb	2011-12	144	303	.475
2.	Derek Willis	2014-16	59	141	.418
3.	Devin Booker	2015	58	141	.411
4.	Jamal Murray	2016	113	277	.408
5.	Derek Willis	2014-17	108	271	.399
6.	Dontaie Allen	2021	31	78	.397
	Malik Monk	2017	104	262	.397
	Immanuel Quickley	2019-20	92	232	.397
9.	Kyle Wiltjer	2012-13	90	231	.390
10.	Quade Green	2018-19	52	135	.385
	Darius Miller	2010-12	157	408	.385

min. 30 made attempts

FREE THROWS

Rk.	Player	Years	FTM
1.	Andrew Harrison	2014-15	285
2.	Terrence Jones	2011-12	256
3.	PJ Washington	2018-19	244
4.	Alex Poythress	2013-16	225
5.	Aaron Harrison	2014-15	218
6.	Nick Richards	2018-20	209
	Tyler Ulis	2015-16	209
8.	Julius Randle	2014	204
9.	Doron Lamb	2011-12	202
10.	Immanuel Quickley	2019-20	197

**FREE-THROW PERCENTAGE**

Rk.	Player	Years	FTM	FTA	Pct.
1.	Tyler Herro	2019	87	93	.935
2.	Immanuel Quickley	2019-20	197	220	.895
3.	Tyler Ulis	2015-16	209	247	.846
	Julius Mays	2013	55	65	.846
5.	Tyrese Maxey	2020	100	120	.833
6.	Quade Green	2018-19	59	71	.831
7.	Devin Booker	2015	53	64	.828
8.	Malik Monk	2017	148	180	.822
9.	Darius Miller	2010-12	144	176	.818
10.	Shai Gilgeous-Alexander	2018	143	175	.817

min. 50 made attempts

ASSISTS

Rk.	Player	Years	Assts.
1.	Tyler Ulis	2015-16	381
2.	Ashton Hagans	2019-20	351
3.	Andrew Harrison	2014-15	298
4.	Isaiah Briscoe	2016-17	258
5.	John Wall	2010	241
6.	Darius Miller	2010-12	206
7.	Marquis Teague	2012	191
8.	Shai Gilgeous-Alexander	2018	189
9.	De'Aaron Fox	2017	165
10.	Brandon Knight	2011	159

ASSISTS PER GAME

Rk.	Player	Years	Assts.	Avg.
1.	John Wall	2010	241	6.514
2.	Tyler Ulis	2015-16	381	5.292
3.	Ashton Hagans	2019-20	351	5.239
4.	Shai Gilgeous-Alexander	2018	189	5.108
5.	Marquis Teague	2012	191	4.775
6.	De'Aaron Fox	2017	165	4.583
7.	Brandon Knight	2011	159	4.184
8.	Andrew Harrison	2014-15	298	3.772
9.	Isaiah Briscoe	2016-17	258	3.686
10.	Tyrese Maxey	2020	98	3.161

min. 30 assists

ASSIST-TO-TURNOVER RATIO

Rk.	Player	Years	Assts.	TO	Ratio
1.	Tyler Ulis	2015-16	381	107	3.561
2.	Dominique Hawkins	2014-17	39	17	2.943
3.	Julius Mays	2013	95	38	2.500
4.	De'Aaron Fox	2017	165	87	1.897
5.	Shai Gilgeous-Alexander	2018	189	100	1.890
6.	Ashton Hagans	2019-20	351	197	1.782
7.	Marquis Teague	2012	191	109	1.752
8.	Andrew Harrison	2014-15	298	173	1.723
9.	Ryan Harrow	2013	82	48	1.708
10.	DeAndre Liggins	2010-11	120	72	1.667

min. 30 assists

BLOCKED SHOTS

Rk.	Player	Years	Blks.
1.	Willie Cauley-Stein	2013-15	233
2.	Anthony Davis	2012	186
3.	Nick Richards	2018-20	146
4.	Terrence Jones	2011-12	140
5.	Nerlens Noel	2013	106
6.	Marcus Lee	2014-16	100

7.	Karl-Anthony Towns	2015	88
8.	Darius Miller	2010-12	78
9.	Alex Poythress	2013-16	77
10.	Wenyen Gabriel	2017-18	74
	PJ Washington	2018-19	74

BLOCKED SHOTS PER GAME

Rk.	Player	Years	Blks.	Avg.
1.	Anthony Davis	2012	186	4.650
2.	Nerlens Noel	2013	106	4.417
3.	Isaiah Jackson	2021	65	2.600
4.	Karl-Anthony Towns	2015	88	2.256
5.	Willie Cauley-Stein	2013-15	233	2.219
6.	Terrence Jones	2011-12	137	1.842
7.	DeMarcus Cousins	2010	67	1.763
8.	Skal Labissiere	2016	59	1.639
9.	Bam Adebayo	2017	57	1.500
10.	Nick Richards	2018-20	146	1.390

min. 30 blocks

STEALS

Rk.	Player	Years	Stls.
1.	Ashton Hagans	2019-20	119
2.	Willie Cauley-Stein	2013-15	115
3.	Terrence Jones	2011-12	92
4.	Tyler Ulis	2015-16	88
5.	Darius Miller	2010-12	87
6.	Aaron Harrison	2014-15	86
7.	DeAndre Liggins	2010-11	66
	John Wall	2010	66
9.	Isaiah Briscoe	2016-17	65
10.	Shai Gilgeous-Alexander	2018	61
	Andrew Harrison	2014-15	61

STEALS AVERAGE

Rk.	Player	Years	Stls.	Avg.
1.	Nerlens Noel	2013	50	2.083
2.	John Wall	2010	66	1.784
3.	Ashton Hagans	2019-20	119	1.776
4.	Shai Gilgeous-Alexander	2018	61	1.649
5.	De'Aaron Fox	2017	53	1.472
6.	Eric Bledsoe	2010	52	1.405
7.	Anthony Davis	2012	54	1.350
8.	Brandon Boston Jr.	2021	33	1.320
9.	Tyler Ulis	2015-16	88	1.222
10.	Terrence Jones	2011-12	92	1.211

min. 30 steals

GAMES PLAYED

Rk.	Player	Years	GP
1.	Dominique Hawkins	2014-17	121
2.	Darius Miller	2010-12	116
3.	Alex Poythress	2013-16	112
4.	Willie Cauley-Stein	2013-15	105
	Nick Richards	2018-20	105
6.	Derek Willis	2014-17	103
7.	Marcus Lee	2014-16	100
8.	Jarrod Polson	2011-14	94
9.	Jon Hood	2010-14	86
10.	Aaron Harrison	2014-15	79
	Andrew Harrison	2014-15	79

CALIPARI ERA TEAM GAME SCORING RECORDS

MOST POINTS

Pts.(Score)	Opp.	Date
115 (115-69)	vs. Arizona State	11/28/16
111 (111-76)	UT MARTIN	11/25/16
110 (110-75)	AUBURN	2/21/15
108 (108-58)	MARIST	11/11/11
107 (107-73)	UIC	11/26/17
105 (105-76)	UT ARLINGTON	11/19/13
104 (104-75)	LIU BROOKLYN	11/23/12
104 (104-61)	HARTFORD	12/29/09
103 (103-100)	vs. North Carolina	12/17/16
102 (102-90)	vs. Indiana	3/23/12
102 (102-92)	SAM HOUSTON STATE	11/19/09

MOST POINTS IN A LOSS

Pts.(Score)	Opp.	Date
92 (97-92)	UCLA	12/3/16
85 (85-87)	at Arkansas	1/14/14
84 (118-84)	vs. Duke	11/16/19
84 (90-84)	at Kansas	1/30/16
83 (84-83 ^{OT})	vs. Seton Hall	12/8/18
82 (87-82)	at LSU	1/28/14
80 (81-80)	ARKANSAS	2/9/21
80 (82-80)	at Tennessee	1/24/17
78 (81-78)	at South Carolina	1/15/20
78 (82-78)	vs. Tennessee	3/16/19

MOST POINTS IN A WIN OVER AP RANKED TEAM

Pts.(Score)	Opp.	Date
103 (103-100)	vs. North Carolina	12/17/16
102 (102-90)	vs. Indiana	3/23/12
87 (87-74)	at Ole Miss	1/29/13
86 (86-69)	TENNESSEE	2/16/19
86 (86-75)	vs. UCLA	3/24/17
85 (85-69)	SOUTH CAROLINA	1/21/17
85 (85-75)	OLE MISS	2/2/10
85 (85-72)	VANDERBILT	1/30/10
84 (84-67)	ARKANSAS	2/28/15
84 (84-70)	NORTH CAROLINA	12/13/14
83 (83-76)	at West Virginia	1/27/18

MOST POINTS AT NEUTRAL SITE

Pts.(Score)	Opp.	Date
115 (115-69)	vs. Arizona State	11/28/16
103 (103-100)	vs. North Carolina	12/17/16
102 (102-90)	vs. Indiana	3/23/12
100 (100-71)	vs. ETSU	3/18/10
96 (96-73)	vs. Hofstra	12/11/16
95 (95-75)	vs. Buffalo	3/17/18
94 (94-57)	vs. UNC Asheville	11/30/09
93 (93-76)	vs. Monmouth	12/9/17
93 (93-80)	vs. Georgia	3/12/16
91 (91-67)	vs. Auburn	3/14/15
90 (90-60)	vs. Wake Forest	3/20/10

MOST POINTS IN NCAA TOURNEY

Pts.(Score)	Opp.	Date
102 (102-90)	vs. Indiana	3/23/12
100 (100-71)	vs. East Tennessee State	3/18/10
95 (95-75)	vs. Buffalo	3/17/18
90 (90-60)	vs. Wake Forest	3/20/10

87 (87-71)	vs. Iowa State	3/17/12
86 (86-75)	vs. UCLA	3/24/17
85 (85-57)	vs. Stony Brook	3/17/16
82 (82-70)	vs. Baylor	3/25/12
81 (81-66)	vs. Western Kentucky	3/15/12
79 (79-44)	vs. Abilene Christian	3/21/19
79 (79-70)	vs. Northern Kentucky	3/17/17
79 (79-56)	vs. Hampton	3/19/15

MOST POINTS IN SEC TOURNEY

Pts.(Score)	Opp.	Date
93 (93-80)	vs. Georgia	3/12/16
91 (91-67)	vs. Auburn	3/14/15
86 (86-63)	vs. Alabama	3/10/18
85 (85-59)	vs. Alabama	3/11/16
85 (85-67)	vs. LSU	3/14/14
82 (82-65)	vs. Arkansas	3/12/17
82 (82-77)	vs. Texas A&M	3/13/16
79 (79-74)	vs. Alabama	3/11/17
78 (78-82)	vs. Tennessee	3/16/19
78 (78-63)	vs. Arkansas	3/15/15

MOST POINTS IN RUPP ARENA WIN

Pts.(Score)	Opp.	Date
111 (111-76)	UT MARTIN	11/25/16
110 (110-75)	AUBURN	2/21/15
108 (108-58)	MARIST	11/11/11
107 (107-73)	UIC	11/26/17
105 (105-76)	UT ARLINGTON	11/19/13
104 (104-75)	LIU BROOKLYN	11/23/12
104 (104-61)	HARTFORD	12/29/09
102 (102-92)	SAM HOUSTON STATE	11/19/09

MOST POINTS IN ROAD GAME WIN

Pts.(Score)	Opp.	Date
99 (99-76)	at Ole Miss	12/29/16
90 (90-73)	at Indiana	12/12/09
89 (89-62)	at South Carolina	2/13/16
89 (89-77)	at Florida	1/12/10
88 (88-81)	at Mississippi State	1/17/17
88 (88-79)	at Florida	3/1/16
87 (87-52)	at Vanderbilt	1/29/19
87 (87-72)	at Arkansas	2/20/18
87 (87-81)	at Vanderbilt	1/10/17
87 (87-74)	at Ole Miss	1/29/13

MOST POINTS IN A HALF

Pts.	Opp.	Date
63 ²	UT ARLINGTON	11/19/13
63 ²	MARIST	11/11/11
60 ¹	at Ole Miss	12/29/16
58 ¹	vs. Arizona State	11/28/16
58 ²	UT MARTIN	11/25/16
58 ²	AUBURN	2/21/15
57 ²	vs. Alabama	3/10/18
57 ²	vs. Arizona State	11/28/16
57 ¹	ARKANSAS	1/23/10
57 ¹	HARTFORD	12/29/09

¹ - First Half; ² - Second Half



FEWEST POINTS

Pts.(Score)	Opp.	Date
48 (48-64)	vs. Vanderbilt	3/15/13
50 (50-64)	at Notre Dame	11/29/12
52 (52-71)	at Tennessee	3/2/19
52 (52-69)	at Florida	2/12/13
54 (54-60)	vs. UConn	4/7/14
55 (55-48)	ALABAMA	3/4/14
55 (55-59)	at Alabama	1/22/13
55 (55-64)	BAYLOR	12/1/12
55 (55-56)	vs. UConn	4/2/11
56 (56-47)	VANDERBILT	1/12/19
56 (56-49)	vs. Kansas State	3/21/14
56 (56-46)	COLUMBIA	12/10/14

FEWEST POINTS IN A WIN

Pts.(Score)	Opp.	Date
55 (55-48)	ALABAMA	3/4/14
56 (56-47)	VANDERBILT	1/12/19
56 (56-49)	vs. Kansas State	3/21/14
56 (56-46)	COLUMBIA	12/10/14
57 (57-44)	at Georgia	1/24/12
58 (58-50)	at Louisville	12/27/14
58 (58-38)	PROVIDENCE	11/30/14
58 (58-43)	at South Carolina	1/24/14
58 (58-56)	at Vanderbilt	2/20/10
59 (59-57)	vs. Princeton	3/1/11
60 (60-58)	at Vanderbilt	1/10/13
60 (60-51)	vs. LSU	3/9/12

FEWEST POINTS AT NEUTRAL SITE

Pts.(Score)	Opp.	Date
48 (48-64)	vs. Vanderbilt	3/15/13
54 (54-60)	vs. UConn	4/7/14
55 (55-56)	vs. UConn	4/2/11
56 (56-49)	vs. Kansas State	3/21/14
58 (58-61)	vs. Kansas State	3/22/18
59 (59-57)	vs. Princeton	3/17/11
60 (60-61)	vs. Florida	3/16/14
60 (60-51)	vs. LSU	3/9/12
61 (61-65)	vs. Kansas	11/14/17

FEWEST POINTS IN NCAA

TOURNEY

Pts.(Score)	Opp.	Date
54 (54-60)	vs. UConn	4/7/14
55 (55-56)	vs. UConn	4/2/11
56 (56-49)	vs. Kansas State	3/21/14
58 (58-61)	vs. Kansas State	3/22/18
59 (59-57)	vs. Princeton	3/17/11
62 (62-58)	vs. Houston	3/29/19
62 (62-56)	vs. Wofford	3/23/19
62 (62-60)	vs. Ohio State	3/25/11
62 (62-45)	vs. Cornell	3/25/10
64 (64-71)	vs. Wisconsin	4/4/15
64 (64-51)	vs. Cincinnati	3/21/15

FEWEST POINTS IN SEC TOURNEY

Pts.(Score)	Opp.	Date
48 (48-64)	vs. Vanderbilt	3/15/13
60 (60-61)	vs. Florida	3/16/14
60 (60-51)	vs. LSU	3/9/12
62 (62-49)	vs. Georgia	3/9/18
64 (64-49)	vs. Florida	3/13/15

64 (64-71)	vs. Vanderbilt	3/11/12
70 (70-58)	vs. Georgia	3/15/14
70 (70-54)	vs. Florida	3/13/11
71 (71-60)	vs. Georgia	3/10/17
72 (72-58)	vs. Alabama	3/12/11

FEWEST POINTS IN RUPP ARENA

Pts.(Score)	Opp.	Date
55 (55-64)	BAYLOR	12/1/12
56 (56-47)	VANDERBILT	1/12/19
56 (56-46)	COLUMBIA	12/10/14
58 (58-38)	PROVIDENCE	11/30/14
59 (59-61)	TENNESSEE	2/6/18
61 (61-57)	FLORIDA	3/9/13

FEWEST POINTS IN ROAD GAME

Pts.(Score)	Opp.	Date
50 (50-64)	at Notre Dame	11/29/12
52 (52-71)	at Tennessee	3/2/19
52 (52-69)	at Florida	2/12/13
55 (55-48)	at Alabama	3/4/14
55 (55-59)	at Alabama	1/22/13
57 (57-59)	at Robert Morris	3/19/13
57 (57-44)	at Georgia	1/24/12
58 (58-50)	at Louisville	12/27/14
58 (58-43)	at South Carolina	1/24/14
58 (58-88)	at Tennessee	2/16/13
58 (58-56)	at Vanderbilt	2/20/10

FEWEST POINTS IN A HALF

Pts.	Opp.	Date
18 ¹	at Missouri	2/3/18
19 ²	at Georgia	1/24/12
21 ¹	vs. UConn	4/2/11
22 ¹	at Louisville	12/27/14
22 ²	at Alabama	1/22/13
22 ¹	at Tennessee	3/6/11
23 ¹	COLUMBIA	12/10/14
23 ²	vs. UConn	4/7/14
23 ¹	vs. Vanderbilt	3/15/13
23 ²	vs. Maryland	11/9/12
23 ¹	vs. UConn	12/9/09

¹ - First Half; ² - Second Half



CALIPARI ERA TEAM GAME RECORDS

MOST FIELD GOALS

FGs.	Opp.	Date
46	MARIST	11/11/11
44	vs. Arizona State	11/28/16
44	AUBURN	2/21/15
42	UIC	11/26/17
42	LIU BROOKLYN	11/23/12
41	UT MARTIN	11/25/16
41	HARTFORD	12/29/09
40	vs. North Carolina	12/17/16
40	LAFAYETTE	11/16/12

FEWEST FIELD GOALS

FGs.	Opp.	Date
14	at Tennessee	3/2/19
14	at South Carolina	3/1/14
16	vs. Kansas State	3/22/18
16	ALABAMA	3/4/14
17	GEORGIA	12/31/17
17	LOUISVILLE	12/31/11
17	at Auburn	2/12/14
18	vs. LSU	3/9/12
18	vs. Vanderbilt	3/15/13
18	vs. Florida	3/16/14
18	vs. UConn	4/7/14
18	at Texas A&M	1/10/15
18	at South Carolina	1/24/15

MOST FIELD-GOAL ATTEMPTS

FGs.	Opp.	Date
84	vs. Arizona State	11/28/16
80	UCLA	12/3/16
77	at Mississippi State	1/2/21
77	ARKANSAS	1/23/10
76	ARKANSAS	2/27/14
75	MARIST	11/11/11
74	at Ole Miss	12/29/16
74	vs. North Carolina	12/17/16
74	UT MARTIN	11/25/16

FEWEST FIELD-GOAL ATTEMPTS

FGs.	Opp.	Date
39	at South Carolina	1/24/15
40	at Robert Morris	3/19/13
41	ALABAMA	1/31/15
41	TENNESSEE	1/31/12
42	ARKANSAS	2/26/19
42	at Missouri	2/19/19
42	vs. Kansas State	3/22/18
42	vs. Alabama	3/10/18
42	FLORIDA	2/15/14
42	vs. Providence	12/1/13
42	vs. LSU	3/9/12
42	vs. Cleveland State	11/24/09

MOST FREE THROWS

FTs.	Opp.	Date
35	vs. Indiana	3/23/12
33	at South Carolina	3/1/14
32	LOUISVILLE	12/31/11
31	MISSISSIPPI STATE	2/4/20

31	UTAH VALLEY	11/18/19
31	MOREHEAD STATE	11/21/12
31	INDIANA	12/11/10

FEWEST FREE THROWS

FTs.	Opp.	Date
3	at Mississippi State	1/2/21
3	ETSU	11/17/17
4	NOTRE DAME	12/12/20
4	vs. UConn	4/2/11
4	VANDERBILT	1/23/16
5	vs. Georgia	3/9/18
6	vs. Michigan	3/30/14
6	at Florida	2/12/13
6	at Alabama	1/22/13
6	vs. Princeton	3/17/11

MOST FREE-THROW ATTEMPTS

FTs.	Opp.	Date
48	UNC ASHEVILLE	11/8/13
46	ILLINOIS STATE	11/30/15
44	vs. Baylor	3/25/12
44	INDIANA	12/11/10
43	at North Carolina	12/14/13
43	LOUISVILLE	12/31/11
42	at South Carolina	3/1/14
41	vs. TENNESSEE STATE	11/23/18
41	vs. LSU	3/14/14
41	MOREHEAD STATE	11/21/12

FEWEST FREE-THROW ATTEMPTS

FTs.	Opp.	Date
6	NOTRE DAME	12/12/20
6	VANDERBILT	1/23/16
8	at Mississippi State	1/2/21
10	RICHMOND	11/29/20
10	FLORIDA	2/22/20
10	vs. Georgia	3/9/18
10	vs. Wisconsin	4/4/15

MOST 3-POINTERS

3s.	Opp.	Date
15	GEORGIA	3/1/12
15	vs. ETSU	3/18/10
14	ARKANSAS	2/9/21
14	HARTFORD	12/29/09
13	SOUTH CAROLINA	3/6/21
13	TEXAS A&M	1/3/17
13	vs. Alabama	3/11/16
13	ETSU	11/12/10

FEWEST 3-POINTERS

3s.	Opp.	Date
0	RICHMOND	11/29/20
0	vs. Davidson	3/15/18
1	at Georgia	1/20/21
1	MISSISSIPPI STATE	2/4/20
1	GEORGIA	1/21/20
1	UTAH VALLEY	11/18/19
1	at South Carolina	1/16/18
1	at Vanderbilt	1/10/17

1	TEXAS	12/5/14
1	LSU	2/22/14
1	vs. LSU	3/9/12
1	TENNESSEE	1/31/12
1	vs. Alabama	3/12/10

MOST 3-POINT ATTEMPTS

3s.	Opp.	Date
33	CHATTANOOGA	12/17/11
33	vs. ETSU	3/18/10
33	ARKANSAS	1/23/10
32	vs. West Virginia	3/27/10
28	vs. Mississippi State	3/11/21
28	vs. Arizona State	11/28/16
28	at Texas A&M	1/10/15
28	ALABAMA	3/4/14
28	vs. Vanderbilt	3/11/12
28	HARTFORD	12/29/09

FEWEST 3-POINT ATTEMPTS

3s.	Opp.	Date
5	vs. Wisconsin	4/4/15
5	vs. Wisconsin	4/5/14
5	at Tennessee	1/14/12
6	vs. Davidson	3/15/18
6	FLORIDA	3/7/15
6	VANDERBILT	1/20/15
7	FLORIDA	3/10/19
7	at Missouri	1/29/15
7	PROVIDENCE	11/30/14
7	vs. Louisville	3/31/12
7	at Indiana	12/10/11

MOST REBOUNDS

Rebs.	Opp.	Date
59	vs. Arizona State	11/28/16
59	ARKANSAS	1/23/10
57	LOUISVILLE	12/31/11
56	ROBERT MORRIS	11/17/13
54	RICHMOND	11/29/20
54	EASTERN KENTUCKY	11/8/19
54	NJIT	11/14/15

FEWEST REBOUNDS

Rebs.	Opp.	Date
21	ALABAMA	1/31/15
21	at Tennessee	2/16/13
22	vs. Wisconsin	4/4/15
23	UTAH	12/15/18
24	GEORGIA	2/3/15
24	NORTH CAROLINA	12/13/14
24	TENNESSEE	1/18/14
25	FLORIDA	2/27/21
25	vs. Ohio State	12/21/19
25	vs. Baylor	12/6/13
25	at Robert Morris	3/19/13

MOST OFFENSIVE REBOUNDS

Rebs.	Opp.	Date
26	ARKANSAS	2/27/14
24	GRAND CANYON	11/14/14
24	vs. West Virginia	3/27/10



22	NJIT	11/14/15
22	at Auburn	2/2/14
22	ARKANSAS	1/23/10
21	RICHMOND	11/29/20
21	SOUTH CAROLINA	2/5/19
21	at West Virginia	1/27/18
21	VALPARAISO	12/7/16
21	COLUMBIA	12/10/14
21	at South Carolina	3/1/14
21	BAYLOR	12/1/12
21	at Indiana	12/12/09

FEWEST OFFENSIVE REBOUNDS

Rebs.	Opp.	Date
1	vs. Alabama	3/10/18
3	at South Carolina	1/24/14
4	at Ole Miss	3/5/19
5	VANDERBILT	1/5/21
5	vs. Michigan State	11/5/19
5	GEORGIA	2/3/15
5	ALABAMA	1/31/15
5	MISSISSIPPI STATE	2/15/11
5	GEORGIA	1/29/11

MOST DEFENSIVE REBOUNDS

Rebs.	Opp.	Date
42	EASTERN KENTUCKY	11/8/19
39	vs. Arizona State	11/28/16
39	ROBERT MORRIS	11/17/13
39	EASTERN MICHIGAN	1/2/13
38	TROY	11/20/17
38	vs. Hampton	3/19/15
38	EASTERN KENTUCKY	12/7/14
38	vs. Cleveland State	11/24/09

FEWEST DEFENSIVE REBOUNDS

Rebs.	Opp.	Date
9	at Tennessee	2/16/13
13	NORTH CAROLINA	12/13/14
15	vs. Baylor	12/6/13
15	at Alabama	1/18/11
16	FLORIDA	2/27/21
16	at Florida	3/7/20
16	TENNESSEE	3/3/20
16	vs. Ohio State	12/21/19
16	UTAH	12/15/18
16	vs. Wisconsin	4/4/15
16	ALABAMA	1/31/15
16	TEXAS A&M	1/12/13
16	at Auburn	1/11/12
16	vs. UConn	11/24/10

MOST ASSISTS

Assts.	Opp.	Date
33	vs. Arizona State	11/28/16
30	HARTFORD	12/29/09
28	LIU BROOKLYN	11/23/12
28	vs. UNC Asheville	11/30/09
25	CLEVELAND STATE	11/23/16
25	AUBURN	2/21/15
25	vs. UCLA	12/20/14
24	vs. North Carolina	12/22/18
24	at Ole Miss	12/29/16
24	UT MARTIN	11/25/16

24	BOSTON	11/21/14
24	MARIST	11/11/11
24	vs. ETSU	3/18/10

FEWEST ASSISTS

Assts.	Opp.	Date
5	RICHMOND	11/29/20
5	LSU	2/22/14
5	at Arkansas	3/2/13
6	at Louisville	12/26/20
6	EVANSVILLE	11/12/19
6	vs. Kansas State	3/22/18
6	at Florida	3/3/18
6	vs. Vanderbilt	3/15/13
6	VANDERBILT	3/1/11

MOST TURNOVERS

TOs.	Opp.	Date
24	MOREHEAD STATE	11/13/09
23	SAM HOUSTON ST.	11/19/09
22	ETSU	11/17/17
21	vs. Georgia Tech	12/6/20
21	RICHMOND	11/29/20
21	LOUISVILLE	12/31/11
21	vs. Old Dominion	11/20/11
21	NORTH CAROLINA	12/5/09

FEWEST TURNOVERS

TOs.	Opp.	Date
2	VANDERBILT	1/5/21
3	at Georgia	3/3/15
3	at South Carolina	2/4/12
4	ALABAMA	2/23/16
4	COLUMBIA	12/10/14
4	vs. Wisconsin	4/5/14
4	PORTLAND	11/26/11
5	vs. Mississippi State	3/11/21
5	vs. Georgia	3/9/18
5	vs. Georgia	3/12/16
5	at Vanderbilt	2/27/16
5	ALABAMA	1/31/15

MOST BLOCKS

Blks.	Opp.	Date
18	ST. JOHN'S	12/1/11
15	vs. Stony Brook	3/17/16
14	at Georgia	3/3/10
13	LAMAR	11/24/19
13	vs. UCLA	12/20/14
13	at Ole Miss	1/29/13
13	ARKANSAS	1/17/12
13	vs. Kansas	11/15/11
13	MARIST	11/11/11

FEWEST BLOCKS

Blks.	Opp.	Date
0	at Florida	3/7/20
1	vs. Georgia Tech	12/6/20
1	vs. Wofford	3/23/19
1	vs. Abilene Christian	3/21/19
1	LSU	2/12/19
1	SOUTH CAROLINA	2/5/19
1	at Alabama	1/5/19
1	vs. Georgia	3/9/18

1	at Vanderbilt	1/10/17
1	vs. Alabama	3/11/16
1	at LSU	1/5/16
1	WRIGHT STATE	11/20/15
1	ALABAMA	1/31/15
1	at Missouri	1/29/15
1	vs. Wisconsin	4/5/14
1	at Florida	3/8/14

MOST STEALS

Stls.	Opp.	Date
15	LAFAYETTE	11/16/12
13	OLE MISS	1/2/16
13	vs. UConn	12/9/09
12	vs. North Carolina	12/22/18
12	NORTH DAKOTA	11/14/18
12	STEPHEN F. AUSTIN	11/11/16
12	BOSTON	11/24/15
12	NORTH CAROLINA	12/13/14
12	PROVIDENCE	11/30/14
12	LIPSCOMB	12/15/12
12	PORTLAND	11/26/11
12	vs. Cornell	3/25/10
12	GEORGIA	1/9/10
12	vs. UNC Asheville	11/30/09

FEWEST STEALS

Stls.	Opp.	Date
0	at Auburn	2/1/20
0	vs. Baylor	12/6/13
1	ARKANSAS	2/9/21
1	vs. Duke	11/6/18
1	at West Virginia	1/27/18
1	vs. Michigan State	11/12/13
1	at Robert Morris	3/19/13
1	vs. West Virginia	3/19/11
1	FLORIDA	2/26/11

MOST PERSONAL FOULS

Fls.	Opp.	Date
33	at Kansas	1/30/16
32	at South Carolina	1/16/18
31	at Arkansas	1/14/14
31	at North Carolina	12/14/13
30	vs. North Carolina	12/19/20
29	at Auburn	2/1/20
29	at Missouri	2/3/18
29	at South Carolina	3/1/14

FEWEST PERSONAL FOULS

Fls.	Opp.	Date
7	HARTFORD	12/29/09
8	MONTANA STATE	11/23/14
8	LAFAYETTE	11/16/12
8	vs. Florida	3/10/12
8	vs. Princeton	3/17/11
8	WINTHROP	12/22/10
8	DREXEL	12/21/09
8	vs. UNC Asheville	11/30/09

HIGHEST FIELD-GOAL PCT.

Pct.	Opp.	Date
.677	LIU BROOKLYN	11/23/12
.667	UIC	11/26/17

.647	AUBURN	2/21/15	.077	vs. Alabama	3/12/10	2015	1
.645	LAFAYETTE	11/16/12	.083	UTAH VALLEY	11/18/19	2016	0
.643	vs. Alabama	3/10/18	.083	TEXAS	12/5/14	2017	5
.643	vs. Providence	12/1/13	.091	OLE MISS	2/15/20	2018	1
.614	SOUTH CAROLINA	2/5/13	.091	at South Carolina	1/16/18	2019	0
.613	MARIST	11/11/11	.091	at Tennessee	2/27/10	2020	0
.603	vs. Wake Forest	3/20/10	.100	MISSISSIPPI STATE	2/4/20	2021	0
.603	HARTFORD	12/29/09	.100	at Missouri	2/3/18		
			.100	TENNESSEE	1/31/12		

LOWEST FIELD-GOAL PCT.

Pct.	Opp.	Date
.269	at South Carolina	3/1/14
.281	at Texas A&M	1/10/15
.296	BAYLOR	12/1/12
.298	LOUISVILLE	12/31/11
.309	at Auburn	2/12/14
.313	at Missouri	2/3/18
.315	GEORGIA	12/31/17
.318	at Tennessee	3/2/19
.327	ALABAMA	3/4/14
.339	vs. UConn	4/2/11

HIGHEST FREE-THROW PCT.

Pct.	Opp.	Date
1.000	FLORIDA	2/22/20
1.000	FLORIDA	2/7/12
1.000	AUSTIN PEAY	12/19/09
.960	at Vanderbilt	2/17/20
.958	TENNESSEE	1/18/14
.955	at Florida	2/7/15
.946	vs. Indiana	3/23/12
.923	at Florida	1/9/21
.923	at Mississippi State	2/25/15

min. 10 attempts

LOWEST FREE-THROW PCT.

Pct.	Opp.	Date
.200	ETSU	11/17/17
.333	vs. UConn	4/2/11
.391	ETSU	11/12/10
.412	vs. Wake Forest	3/20/10
.435	at Vanderbilt	2/27/16
.471	at Texas A&M	2/10/18
.471	PROVIDENCE	11/30/14
.478	at Louisville	12/29/12

min. 10 attempts

HIGHEST 3-POINT PERCENTAGE

Pct.	Opp.	Date
.700	at Florida	3/1/16
.692	DREXEL	12/21/09
.667	vs. Alabama	3/10/18
.667	AUSTIN PEAY	12/19/09
.636	vs. Michigan	3/30/14
.625	MISSOURI	2/24/18
.625	BOSTON	11/30/10
.615	at Florida	3/7/20
.600	ALABAMA	1/11/20
.600	FLORIDA	2/6/16
.600	FLORIDA	2/7/12

min. 10 attempts

LOWEST 3-POINT PERCENTAGE

Pct.	Opp.	Date
.000	RICHMOND	11/29/20
.000	vs. Davidson	3/15/18
.077	at Georgia	1/20/21

min. 10 attempts

HIGHEST REBOUND MARGIN

Mg.	Opp.	Date
+31	NJIT	11/14/15
+30	NORTH DAKOTA	11/14/18
+30	GRAND CANYON	11/14/14
+29	EASTERN KENTUCKY	11/8/19
+29	SOUTHERN ILLINOIS	11/9/18
+28	NKU	11/10/13
+27	vs. Abilene Christian	3/21/19
+27	vs. Little Rock	1/3/12
+26	vs. Arizona State	11/28/16
+26	LOUISVILLE	12/31/11

LOWEST REBOUND MARGIN

Mg.	Opp.	Date
-25	at Florida	2/4/17
-18	at Tennessee	2/16/13
-16	vs. Mississippi State	3/11/21
-16	vs. Baylor	12/6/13
-16	vs. Maryland	11/9/12
-15	TENNESSEE	1/18/14
-14	at Ole Miss	3/2/21
-14	at Auburn	2/1/20
-14	at LSU	1/5/16
-13	VANDERBILT	1/5/21

KENTUCKY'S 100-POINT GAMES

Points (Score)	Opponent	Date
115 (115-69)	Arizona State	11/28/16
111 (111-76)	UT Martin	11/25/16
110 (110-75)	Auburn	2/21/15
108 (108-58)	Marist	11/11/11
107 (107-73)	UIC	11/26/17
105 (105-76)	UT Arlington	11/19/13
104 (104-75)	LIU Brooklyn	11/23/12
104 (104-61)	Hartford	12/29/09
103 (103-100)	N. Carolina	12/17/16
102 (102-90)	Indiana	3/23/12
102 (102-92)	Rider	11/21/09
101 (101-70)	Cleveland St.	11/23/16
101 (101-49)	Lafayette	11/16/12
101 (101-70)	Arkansas	1/23/10
100 (100-58)	Texas A&M	1/3/17
100 (100-71)	ETSU	3/18/10

YEAR-BY-YEAR 100-POINT
SCORING GAMES

Year	No.
2010	4
2011	0
2012	2
2013	2
2014	1



CALIPARI ERA LARGEST MARGINS

VICTORY MARGINS

Margin (Score)	Opponent	Date
+58 (86-28)	MONTANA STATE	11/13/14
+52 (101-49)	LAFAYETTE	11/16/12
+50 (108-58)	MARIST	11/11/11
+49 (86-37)	MISSOURI	1/13/15
+48 (92-44)	UT ARLINGTON	11/25/14
+48 (88-40)	RADFORD	11/23/11
+46 (90-44)	MONMOUTH	11/28/18
+46 (115-69)	vs. Arizona State	11/28/16
+44 (88-44)	DREXEL	12/21/09
+43 (104-61)	HARTFORD	12/29/09

VICTORY MARGIN IN RUPP ARENA

Margin (Score)	Opponent	Date
+58 (86-28)	MONTANA STATE	11/13/14
+52 (101-49)	LAFAYETTE	11/16/12
+50 (108-58)	MARIST	11/11/11
+49 (86-37)	MISSOURI	1/13/15
+48 (92-44)	UT ARLINGTON	11/25/14
+48 (88-40)	RADFORD	11/23/11
+46 (90-44)	MONMOUTH	11/28/18
+44 (88-44)	DREXEL	12/21/09
+43 (104-61)	HARTFORD	12/29/09
+42 (91-49)	EASTERN KENTUCKY	11/8/19
+42 (100-58)	TEXAS A&M	1/3/17

VICTORY MARGIN IN SEC PLAY

Margin (Score)	Opponent	Date
+49 (86-37)	MISSOURI	1/13/15
+42 (100-58)	TEXAS A&M	1/3/17
+38 (82-44)	LSU	1/15/11
+35 (87-52)	at Vanderbilt	1/29/19
+35 (110-75)	AUBURN	2/21/15
+34 (82-48)	GEORGIA	2/9/16
+34 (88-54)	MISSOURI	1/27/16
+34 (77-43)	SOUTH CAROLINA	2/14/15
+34 (86-52)	at South Carolina	2/4/12
+31 (90-59)	SOUTH CAROLINA	2/19/11
+31 (101-70)	ARKANSAS	1/23/10

VICTORY MARGIN ON THE ROAD

Margin (Score)	Opponent	Date
+35 (87-52)	at Vanderbilt	1/29/19
+34 (86-52)	at South Carolina	2/4/12
+31 (79-48)	at Portland	11/19/10
+27 (89-62)	at South Carolina	2/13/16
+26 (81-55)	at LSU	2/6/10
+24 (74-50)	at LSU	1/28/12
+23 (99-76)	at Ole Miss	12/29/16
+22 (70-48)	at Alabama	1/17/15
+22 (75-53)	at Auburn	1/19/13
+20 (69-49)	at Georgia	1/15/19

VICTORY MARGIN AT A NEUTRAL SITE

Margin (Score)	Opponent	Date
+46 (115-69)	vs. Arizona State	11/28/16
+39 (78-39)	vs. West Virginia	3/26/15
+39 (83-44)	vs. UCLA	12/20/14
+38 (85-47)	vs. Penn State	11/19/11
+35 (79-44)	vs. Abilene Christian	3/21/19
+32 (72-40)	vs. Kansas	11/18/14
+30 (90-60)	vs. Wake Forest	3/20/10
+29 (100-71)	vs. ETSU	3/18/10

+29 (74-45)	vs. Tennessee	3/13/10
+28 (85-57)	vs. Stony Brook	3/17/16
+26 (85-59)	vs. Alabama	3/11/16

VICTORY MARGIN IN RUPP ARENA IN THE SEC

Margin (Score)	Opponent	Date
+49 (86-37)	MISSOURI	1/13/15
+42 (100-58)	TEXAS A&M	1/3/17
+38 (82-44)	LSU	1/15/11
+35 (110-75)	AUBURN	2/21/15
+34 (82-48)	GEORGIA	2/9/16
+34 (88-54)	MISSOURI	1/27/16
+34 (77-43)	SOUTH CAROLINA	2/14/15
+31 (90-59)	SOUTH CAROLINA	2/19/11
+31 (101-70)	ARKANSAS	1/23/10
+30 (85-55)	MISSISSIPPI STATE	2/27/13
+30 (79-49)	GEORGIA	3/1/12

VICTORY MARGIN ON THE ROAD IN THE SEC

Margin (Score)	Opponent	Date
+35 (87-52)	at Vanderbilt	1/29/19
+34 (86-52)	at South Carolina	2/4/12
+27 (89-62)	at South Carolina	2/13/16
+26 (81-55)	at LSU	2/6/10
+24 (74-50)	at LSU	1/28/12
+23 (99-76)	at Ole Miss	12/29/16
+22 (70-48)	at Alabama	1/17/15
+22 (75-53)	at Auburn	1/19/13
+20 (69-49)	at Georgia	1/15/19
+18 (76-58)	at Florida	1/9/21
+18 (74-56)	at Mississippi State	2/25/15
+18 (66-48)	at Tennessee	2/17/15

VICTORY MARGIN IN THE SEC TOURNAMENT

Margin (Score)	Opponent	Date
+29 (74-45)	vs. Tennessee	3/13/10
+26 (85-59)	vs. Alabama	3/11/16
+24 (91-67)	vs. Auburn	3/14/15
+23 (86-63)	vs. Alabama	3/10/18
+18 (73-55)	vs. Alabama	3/15/19
+18 (85-67)	vs. LSU	3/14/14
+17 (82-65)	vs. Arkansas	3/12/17
+16 (70-54)	vs. Florida	3/13/11
+15 (78-63)	vs. Arkansas	3/15/15
+15 (64-49)	vs. Florida	3/13/15

VICTORY MARGIN IN THE NCAA TOURNAMENT

Margin (Score)	Opponent	Date
+39 (78-39)	vs. West Virginia	3/26/15
+35 (79-44)	vs. Abilene Christian	3/21/19
+30 (90-60)	vs. Wake Forest	3/20/10
+29 (100-71)	vs. ETSU	3/18/10
+28 (85-57)	vs. Stony Brook	3/17/16
+23 (79-56)	vs. Hampton	3/19/15
+20 (95-75)	vs. Buffalo	3/17/18
+17 (62-45)	vs. Cornell	3/25/10
+16 (87-71)	vs. Iowa State	3/17/12
+15 (81-66)	vs. Western Kentucky	3/15/12
+13 (64-51)	vs. Cincinnati	3/21/15

**LOSS MARGINS**

Margin (Score)	Opponent	Date
-34 (118-84)	vs. Duke	11/6/18
-30 (85-55)	at Tennessee	2/16/13
-22 (88-66)	at Florida	2/4/17
-20 (85-65)	ALABAMA	1/26/21
-19 (71-52)	at Tennessee	3/2/19
-19 (84-65)	at Florida	3/18/14
-18 (85-67)	at LSU	1/5/16
-17 (79-62)	vs. Georgia Tech	12/6/20
-17 (84-67)	vs. UConn	11/24/17
-17 (69-52)	at Florida	2/12/13

LOSS MARGINS IN RUPP ARENA

Margin (Score)	Opponent	Date
-20 (85-65)	ALABAMA	1/26/21
-12 (76-64)	RICHMOND	11/29/20
-12 (83-71)	TEXAS A&M	1/12/13
-11 (82-71)	TENNESSEE	2/6/21
-10 (69-59)	FLORIDA	2/15/14
-9 (64-55)	BAYLOR	12/1/13
-8 (81-73)	TENNESSEE	3/7/20
-6 (79-73)	KANSAS	1/28/17
-5 (97-92)	UCLA	12/3/16
-4 (71-67)	FLORIDA	2/27/21

LOSS MARGINS IN SEC PLAY

Margin (Score)	Opponent	Date
-30 (85-55)	at Tennessee	2/16/13
-22 (88-66)	at Florida	2/4/17
-20 (85-65)	ALABAMA	1/26/21
-19 (71-52)	at Tennessee	3/2/19
-19 (84-65)	at Florida	3/18/14
-18 (85-67)	at LSU	1/5/16
-17 (69-52)	at Florida	2/12/13
-13 (80-67)	at Florida	3/3/18
-13 (73-60)	at Arkansas	3/2/13
-12 (74-62)	at Vanderbilt	2/27/16
-12 (83-71)	TEXAS A&M	1/12/13

LOSS MARGINS ON THE ROAD

Margin (Score)	Opponent	Date
-30 (85-55)	at Tennessee	2/16/13
-22 (88-66)	at Florida	2/4/17
-19 (71-52)	at Tennessee	3/2/19
-19 (84-65)	at Florida	3/18/14
-18 (85-67)	at LSU	1/5/16
-17 (69-52)	at Florida	2/12/13
-14 (64-50)	at Notre Dame	11/29/12
-13 (80-67)	at Florida	3/3/18
-13 (73-60)	at Arkansas	3/2/13
-12 (74-62)	at Vanderbilt	2/27/16

LOSS MARGINS AT NEUTRAL SITES

Margin (Score)	Opponent	Date
-34 (118-84)	vs. Duke	11/6/18
-17 (79-62)	vs. Georgia Tech	12/6/20
-17 (84-67)	vs. UConn	11/24/17
-16 (64-48)	vs. Vanderbilt	3/15/13
-12 (75-63)	vs. North Carolina	12/19/20
-8 (83-75)	vs. UCLA	12/23/17
-7 (74-67)	vs. Ohio State	12/19/15
-7 (71-64)	vs. Wisconsin	4/4/15
-7 (75-68)	vs. Duke	11/13/12
-7 (71-64)	vs. Vanderbilt	3/11/12
-7 (73-66)	vs. West Virginia	3/27/10

LOSS MARGINS ON THE ROAD IN THE SEC

Margin (Score)	Opponent	Date
-22 (88-66)	at Florida	2/4/17
-19 (71-52)	at Tennessee	3/2/19
-19 (84-65)	at Florida	3/18/14
-18 (85-67)	at LSU	1/5/16
-17 (69-52)	at Florida	2/12/13
-13 (80-67)	at Florida	3/3/18
-13 (73-60)	at Arkansas	3/2/13
-12 (74-62)	at Vanderbilt	2/27/16
-11 (70-59)	at Alabama	1/26/21
-11 (76-65)	at Tennessee	1/6/18
-11 (85-74)	at Texas A&M	2/10/18

LOSS MARGINS IN RUPP ARENA IN THE SEC

Margin (Score)	Opponent	Date
-20 (85-65)	ALABAMA	1/26/21
-12 (83-71)	TEXAS A&M	1/12/13
-11 (82-71)	TENNESSEE	2/6/21
-10 (69-59)	FLORIDA	2/15/14
-8 (81-73)	TENNESSEE	3/7/20
-4 (71-67)	FLORIDA	2/27/21
-4 (71-67)	ARKANSAS	2/27/14
-2 (73-71)	LSU	2/12/19
-2 (61-59)	TENNESSEE	2/6/18
-2 (66-64)	FLORIDA	1/20/18

LOSS MARGINS IN THE SEC TOURNAMENT

Margin (Score)	Opponent	Date
-16 (64-48)	vs. Vanderbilt	3/15/13
-7 (71-64)	vs. Vanderbilt	3/11/12
-4 (82-78)	vs. Tennessee	3/16/19
-1 (74-73)	vs. Mississippi State	3/11/21
-1 (61-60)	vs. Florida	3/16/14

LOSS MARGINS IN THE NCAA TOURNAMENT

Margin (Score)	Opponent	Date
-7 (71-64)	vs. Wisconsin	4/4/15
-7 (73-66)	vs. West Virginia	3/27/10
-6 (77-71)	vs. Auburn	3/31/19
-6 (73-67)	vs. Indiana	3/19/16
-6 (60-54)	vs. UConn	3/7/2014
-3 (61-58)	vs. Kansas State	3/22/18
-3 (65-62)	vs. North Carolina	3/26/17
-1 (56-55)	vs. UConn	4/2/11



CALIPARI ERA TEAM SEASON RECORDS

MOST WINS

Wins	Year
38	2015
38	2012
35	2010
32	2017
30	2019
29	2014
29	2011
27	2016
26	2018
25	2020

FEWEST LOSSES

Losses	Year
1	2015
2	2012
3	2010
6	2020
6	2017
7	2019
9	2016
9	2011
11	2014
11	2018

MOST POINTS

Points	Year
3,225	2017
3,095	2012
3,012	2010
2,992	2014
2,900	2015
2,861	2016
2,845	2011
2,840	2018
2,806	2019
2,396	2013

HIGHEST POINTS PER GAME AVERAGE

Avg.	Year
84.9	2017
79.5	2016
79.3	2010
77.4	2012
76.8	2018
75.8	2019
74.9	2011
74.8	2014
74.4	2020
74.4	2015

FEWEST OPPONENT POINTS

Points	Year
1,754	2021
2,046	2020
2,118	2015
2,127	2013
2,394	2019

2,412	2011
2,423	2012
2,451	2016
2,468	2010
2,599	2018

LOWEST OPPONENT POINTS PER GAME AVG.

Avg.	Year
54.3	2015
60.6	2012
63.5	2011
64.5	2013
64.7	2019
64.9	2010
66.0	2020
66.6	2014
68.1	2016
70.2	2021
70.2	2018

HIGHEST SCORING MARGIN

Margin	Year
20.1	2015
16.8	2012
14.4	2010
13.4	2017
11.4	2016
11.4	2011
11.1	2019
8.4	2020
8.2	2014
8.1	2013

MOST FIELD GOALS

FGs	Year
1,134	2017
1,096	2012
1,066	2010
1,028	2016
1,006	2015
1,004	2014
1,002	2011
998	2018
978	2019
863	2013

MOST FIELD GOALS ATTEMPTED

Atts.	Year
2,396	2017
2,248	2012
2,228	2010
2,214	2014
2,183	2011
2,150	2015
2,149	2016
2,115	2018
2,050	2019
1,815	2013

HIGHEST FIELD-GOAL PERCENTAGE

Pct.	Year
.488	2012
.478	2016
.478	2010
.477	2019
.475	2013
.473	2017
.472	2018
.468	2015
.461	2020
.459	2011

LOWEST OPPONENT FIELD-GOAL PCT.

Pct.	Year
.354	2015
.374	2012
.378	2010
.392	2013
.394	2020
.394	2011
.397	2016
.400	2019
.404	2018
.411	2014

MOST 3-POINTERS

3's	Year
281	2011
267	2017
244	2016
231	2010
225	2012
215	2019
203	2015
203	2014
195	2018
184	2013

MOST 3-POINTERS ATTEMPTED

Atts.	Year
756	2017
707	2011
697	2010
666	2016
611	2014
607	2019
595	2012
582	2015
546	2018
532	2013

HIGHEST 3-POINT FIELD-GOAL PCT.

Pct.	Year
.397	2011
.378	2012
.366	2016

.357	2018
.354	2019
.353	2017
.349	2015
.346	2013
.343	2020
.335	2021

LOWEST OPPONENT 3-POINT FG PCT.

Pct.	Year
.271	2015
.301	2018
.306	2017
.307	2020
.312	2021
.313	2010
.318	2012
.322	2014
.324	2013
.324	2011

MOST FREE THROWS MADE

FTs	Year
781	2014
690	2017
685	2015
678	2012
649	2010
649	2018
635	2019
561	2016
560	2020
560	2011

MOST FREE THROWS ATTEMPTED

Atts.	Year
1,146	2014
981	2017
971	2010
943	2015
938	2012
930	2018
859	2019
813	2016
789	2011
757	2013

HIGHEST FREE-THROW PERCENTAGE

Pct.	Year
.797	2020
.739	2019
.729	2021
.726	2015
.723	2012
.710	2011
.703	2017
.698	2018



.690	2016	13.54	2019	FEWEST TURNOVERS		MOST PLAYERS TO AVG.	
.682	2014	13.39	2020	TOs		DOUBLE FIGURES	
		13.36	2013	349	2021	Players	Year
MOST REBOUNDS		13.28	2012	387	2020	5	2012
Rebs.	Year	13.22	2018	402	2016	4	2021
1,608	2014	12.68	2011	406	2011	4	2020
1,584	2010			408	2015	4	2019
1,556	2012	MOST STEALS		430	2013	4	2018
1,511	2017	Stls.	Year	443	2017	4	2017
1,482	2015	279	2010	453	2012	4	2014
1,428	2018	253	2015	466	2019	4	2013
1,425	2019	242	2012	481	2014	4	2011
1,420	2011	229	2017	481	2018	4	2010
1,396	2016	220	2019			3	2015
1,249	2013	211	2011	LOWEST TURNOVERS		3	2016
		208	2018	PER GAME AVERAGE			
HIGHEST REBOUNDS		206	2016	Avg.	Year	MOST PLAYERS TO	
PER GAME AVERAGE		189	2014	10.46	2015	START (5+ GAMES)	
Avg.	Year	185	2013	10.68	2011	Players	Year
41.7	2010			11.17	2016	8	2020
40.2	2014	HIGHEST STEALS PER		11.32	2012	7	2019
39.8	2017	GAME AVERAGE		11.66	2017	7	2013
38.9	2012	Avg.	Year	12.59	2019	7	2015
38.8	2016	7.34	2010	12.03	2014	7	2016
38.6	2018	6.49	2015	12.48	2020	7	2018
38.5	2019	6.28	2021	13.00	2018	6	2021
38.0	2021	6.05	2012	13.03	2013	6	2017
38.0	2015	6.03	2017			6	2014
37.8	2013	5.95	2019	MOST OPPONENT		6	2012
		5.72	2016	TURNOVERS		6	2011
HIGHEST REBOUND		5.62	2018	TOs	Year	6	2010
MARGIN		5.61	2013	544	2017		
Margin	Year	5.55	2011	533	2015		
9.4	2014			531	2010		
9.3	2019	MOST BLOCKS		466	2012		
8.1	2010	Blks.	Year	458	2011		
6.8	2015	344	2012	449	2019		
6.7	2012	273	2010	447	2016		
5.2	2016	268	2015	436	2018		
5.1	2018	239	2011	428	2014		
4.7	2017	236	2014	390	2013		
4.3	2013	217	2013				
4.2	2020	209	2016	FEWEST FOULS			
		201	2017	Fls.	Year		
MOST ASSISTS		176	2019	450	2021		
Assts.	Year	176	2018	566	2013		
585	2017			568	2020		
573	2010	HIGHEST BLOCKS PER		593	2012		
553	2015	GAME AVERAGE		601	2011		
531	2012	Avg.	Year	602	2019		
512	2016	8.60	2012	641	2010		
501	2019	7.18	2010	665	2015		
489	2018	6.87	2015	702	2018		
482	2011	6.58	2013	718	2017		
446	2014	6.29	2011				
441	2013	5.92	2021				
		5.90	2014				
HIGHEST ASSISTS PER		5.81	2016				
GAME AVERAGE		5.29	2017				
Avg	Year	4.94	2020				
15.39	2017	4.76	2019				
15.08	2010	4.76	2018				
14.22	2016						
14.18	2015						

^2020 was limited to 31 regular-season games due to the COVID-19 pandemic
 *2021 squad played just 25 games due to the COVID-19 pandemic and missing the postseason



YEAR-BY-YEAR RESULTS

YEAR	W L T			PCT.	RANK	H	A	N	CONFERENCE			CONFERENCE TOURNAMENT			NCAA/NIT TOURNAMENT			COACH	
	W	L	T						W	L	PCT.	FINISH	W	L	FINISH	W	L		FINISH
1903	1	2		.333		1-2													Andrus
1904	1	4		.250		1-1	0-3												
1905	1	4		.250		1-3	0-1												
1906	5	9		.357		2-3	3-6												Wendt
1907	3	6		.333		3-2													Kirby
1908	5	6		.455		4-1	1-5												Chambers
1909	5	4		.556		4-1	1-3												Chambers
1910	4	8		.333		3-2	1-6												Spahr/Sweetland
1911	5	6		.455		3-2	2-4												Iddings
1912	9	0		1.000		7-0	2-0		Southern Champions										Sweetland
1913	5	3		.625		5-3													Tigert
1914	12	2		.857		9-0	3-2												
1915	7	5		.583		6-1	1-4												Brumage
1916	8	6		.571		4-6	4-0												Park
1917	4	6		.400		3-2	1-4												Tuttle
1918	9	2	1	.792		5-0	4-1	0-1											Boles
1919	6	8		.429		3-4	3-4												Gill
1920	5	7		.417		3-2	2-5												
1921	13	1		.929		7-0	2-1	4-0					4	0	&-SIAA Champions				Buchheit
1922	10	6		.625		5-1	4-4	1-1		3	1	.750	5th		1	1	&-Quarterfinals		Buchheit
1923	3	10		.231		2-7	1-3			0	5	.000	18th						Buchheit
1924	13	3		.813		10-1	3-2	0-1		6	2	.750	5th		0	1	&-1st Round		Buchheit
1925	13	8		.619		8-2	4-5	1-1		6	2	.750	3rd		1	1	%-Quarterfinals		Appelgran
1926	15	3		.833		9-1	4-1	2-1		8	0	1.000	1st		2	1	%-Semifinals		Eklund
1927	3	13		.188		2-7	1-6			1	6	.143	18th						Hayden
1928	12	6		.667		6-2	4-3	2-1		7	2	.778	5th		2	1	%-Semifinals		Mauer
1929	12	5		.706		7-2	3-2	2-1		7	4	.636	6th		1	1	%-Quarterfinals		Mauer
1930	16	3		.842		12-1	2-1	2-1		9	1	.900	t2nd		2	1	%-Semifinals		Mauer
1931	15	3		.833		9-0	3-2	3-1		8	2	.800	4th		3	1	%-Runner-Up		Rupp
1932	15	2		.882		10-1	4-0	1-1		9	1	.900	t1st		1	1	%-Quarterfinals		Rupp
1933	21	3		.875		10-1	5-2	6-0		8	0	1.000	1st		4	0	SEC Champions		Rupp
1934	16	1		.941		10-0	5-0	1-1		11	0	1.000	1st		0	1	Quarterfinals		Rupp
1935	19	2		.905		13-0	5-2	1-0		11	0	1.000	1st						Rupp
1936	15	6		.714		11-1	3-4	1-1		6	2	.750	1st		1	1	Semifinals		Rupp

YEAR	W			L	T	PCT.	RANK	H	A	N	W	L	PCT.	CONFERENCE			CONFERENCE TOURNAMENT			NCAA/NIT TOURNAMENT			COACH
	W	L	T											FINISH	FINISH	FINISH	W	L	FINISH	W	L	FINISH	
1937	17	5	773	9-1	3-3	5-1	5	3	625	1st	3	0	Champions									Rupp	
1938	13	5	.722	9-0	2-4	2-1	6	0	1,000	2nd	0	1	Quarterfinals									Rupp	
1939	16	4	.800	8-1	5-1	3-2	5	2	.714	1st	3	0	Champions									Rupp	
1940	15	6	.714	8-1	2-4	5-1	4	4	.500	7th	3	0	Champions									Rupp	
1941	17	8	.680	9-1	5-4	3-3	8	1	.889	1st	3	1	Runner-Up									Rupp	
1942	19	6	.760	10-0	4-4	5-2	6	2	.750	3rd	4	0	Champions									Rupp	
1943	17	6	.739	8-1	5-2	4-3	8	1	.889	1st	3	1	Runner-Up									Rupp	
1944	19	2	.905	8-0	3-1	8-1	0	0	.000	--	0	0	Champions									Rupp	
1945	22	4	.846	9-0	6-2	7-2	4	1	.800	1st	4	0	Champions									Rupp	
1946	28	4	.933	12-0	7-1	9-1	6	0	1,000	1st	4	0	Champions									Rupp	
1947	34	3	.919	16-0	8-1	10-2	11	0	1,000	1st	4	0	Champions									Rupp	
1948	36	3	.923	11-0	13-2	12-1	9	0	1,000	1st	4	0	Champions									Rupp	
Kentucky also won the 1948 World Championships, claiming the gold medal at the '48 Olympic Games in London.																							
1949	32	2	.941	1st/--	10-0	8-0	14-2	13	0	1,000	1st	4	0	Champions								Rupp	
1950	25	5	.833	3rd/--	10-0	6-4	9-1	11	2	.846	1st	3	0	Champions								Rupp	
1951	32	2	.941	1st/1st	14-0	8-1	10-1	14	0	1,000	1st	3	1	Runner-Up								Rupp	
1952	29	3	.906	1st/1st	12-0	8-1	9-2	14	0	1,000	1st	4	0	Champions								Rupp	
1953	<i>Under suspension by the NCAA. No official games played.</i>																						
1954	25	0	1,000	1st/2nd	16-0	5-0	4-0	14	0	1,000	t1st											Rupp	
1955	23	3	.885	2nd/2nd	13-1	8-1	2-1	12	2	.857	1st	1	1	Declined NCAA berth								Rupp	
1956	20	6	.769	9th/NR	11-2	6-2	3-2	12	2	.857	2nd	1	1	Sweet 16								Rupp	
1957	23	5	.821	3rd/3rd	14-2	6-3	3-0	12	2	.857	1st	1	1	Elite Eight								Rupp	
1958	23	6	.793	9th/14th	14-1	5-4	4-1	12	2	.857	1st	4	0	Final Four-Champions								Rupp	
1959	24	3	.889	2nd/2nd	13-0	7-2	4-1	12	2	.857	t2nd			Sweet 16								Rupp	
1960	18	7	.720	NR/NR	11-3	4-4	3-0	10	4	.714	3rd											Rupp	
1961	19	9	.679	NR/18th	12-2	2-5	5-2	10	4	.714	t2nd											Rupp	
1962	23	3	.885	3rd/3rd	14-2	6-0	3-1	13	1	.929	t1st											Rupp	
1963	16	9	.640	NR/NR	10-5	4-4	2-0	8	6	.571	5th											Rupp	
1964	21	6	.778	4th/3rd	13-1	4-3	4-2	11	3	.786	1st											Rupp	
1965	15	10	.600	NR/NR	11-3	4-5	0-2	10	6	.625	5th											Rupp	
1966	27	2	.931	1st/1st	13-0	10-1	4-1	15	1	.938	1st											Rupp	
1967	13	13	.500	NR/NR	8-7	4-6	1-0	8	10	.444	t5th											Rupp	
1968	22	5	.815	4th/4th	14-1	7-3	1-1	15	3	.833	1st											Rupp	
1969	23	5	.821	7th/7th	12-1	9-2	2-2	16	2	.889	1st											Rupp	
1970	26	2	.929	1st/1st	15-0	8-1	3-1	17	1	.944	1st											Rupp	
1971	22	6	.786	10th/--	12-1	10-2	0-3	16	2	.889	1st											Rupp	



YEAR	W			L			PCT.	RANK	H	A	N	CONFERENCE			CONFERENCE TOURNAMENT			NCAA/NIT TOURNAMENT			COACH
	W	L	T	W	L	PCT.						FINISH	W	L	FINISH	W	L	FINISH	W	L	
1972	21	7	750	18th/14th	12-1	7-4	2-2	14	4	.778								1	1	Elite Eight	Rupp
1973	20	8	714	17th/15th	11-2	7-4	2-2	14	4	.889								1	1	Elite Eight	Hall
1974	13	13	500	NR/NR	9-3	4-7	0-3	9	9	.500											Hall
1975	26	5	839	2nd/4th	12-0	7-4	7-1	15	3	.833								4	1	Final Four-Runner-Up	Hall
1976	20	10	667	NR/NR	11-1	4-7	5-2	11	7	.611								4	0	Champion (NIT)	Hall
1977	26	4	867	6th/5th	12-2	10-1	4-1	16	2	.889								2	1	Elite Eight	Hall
1978	30	2	938	1st/1st	16-0	8-2	6-0	16	2	.889								5	0	Final Four-Champion	Hall
1979	19	12	613	NR/NR	11-3	4-7	4-2	10	8	.556								3	1	Runner-Up	Hall
1980	29	6	829	4th/3rd	12-3	9-1	8-2	15	3	.833								2	1	Semifinals	Hall
1981	22	6	786	8th/8th	15-0	7-3	0-3	15	3	.833								0	1	Quarterfinals	Hall
1982	22	8	733	8th/9th	15-1	6-5	1-2	13	5	.722								0	1	Semifinals	Hall
1983	23	8	742	12th/12th	14-1	6-5	3-2	13	5	.722								2	1	Quarterfinals	Hall
1984	29	5	853	3rd/3rd	16-0	8-4	5-1	14	4	.778								3	0	Champions	Hall
1985	18	13	581	NR/NR	11-3	4-8	3-2	11	7	.611								0	1	Quarterfinals	Hall
1986	32	4	889	3rd/3rd	18-0	10-3	4-1	17	1	.944								3	0	Champions	Sutton
1987	18	11	621	NR/NR	13-2	5-6	0-3	10	8	.556								0	1	Quarterfinals	Sutton
1988	25	5	833	6th/6th	14-2	6-3	5-0	13	5	.722								3	0	Champions*	Sutton
1989	13	19	406	NR/NR	8-5	2-10	3-4	8	10	.444								0	1	Quarterfinals	Sutton
1990	14	14	500	NR/NR	13-2	1-10	0-2	10	8	.556											Pitino
1991	22	6	786	9th/-	13-0	7-6	2-0	14	4	.778								3	0	Champions	Pitino
1992	29	7	806	6th/6th	15-2	5-4	9-1	12	4	.750								3	0	Champions	Pitino
1993	30	4	882	6th/3rd	16-0	7-3	7-1	13	3	.813								3	0	Champions	Pitino
1994	27	7	794	7th/8th	13-1	5-4	9-2	12	4	.750								3	0	Champions	Pitino
1995	28	5	848	2nd/5th	12-1	7-2	9-2	14	2	.875								3	0	Champions	Pitino
1996	34	2	944	1st/2nd	13-0	8-0	13-2	16	0	1.000								2	1	Runner-Up	Pitino
1997	35	5	825	2nd/5th	12-1	7-3	16-1	13	3	.813								3	0	Champions	Pitino
1998	35	4	857	5th/1st	9-3	11-0	15-1	14	2	.875								3	0	Champions	Pitino
1999	28	9	757	8th/5th	12-1	4-5	12-3	11	5	.688								3	0	Champions	Smith
2000	23	10	757	19th/20th	14-0	5-5	4-5	12	4	.750								0	1	Quarterfinals	Smith
2001	24	10	706	9th/8th	11-1	7-5	6-4	12	4	.750								3	0	Champions	Smith
2002	22	10	688	16th/13th	12-3	5-4	5-3	10	6	.625								0	1	Quarterfinals	Smith
2003	32	4	889	1st/4th	12-1	10-1	10-2	16	0	1.000								3	0	Champions	Smith
2004	27	5	844	2nd/8th	11-2	7-2	9-1	13	3	.813								3	0	Champions	Smith
2005	28	6	824	7th/5th	14-1	7-3	7-2	14	2	.875								2	1	Runner-Up	Smith
2006	22	13	629	NR/RV	10-5	6-4	6-4	9	7	.563								2	1	Semifinals	Smith
2007	22	12	647	RV/RV	14-2	4-6	4-4	9	7	.563								1	1	Quarterfinals	Smith

YEAR	W		L	T	PCT.	RANK	H	A	N	CONFERENCE			CONFERENCE TOURNAMENT			NCAA/NIT TOURNAMENT			COACH	
	W	L								PCT.	FINISH	W	L	FINISH	W	L	FINISH	W		L
2008	18	13	.581	NR/NR	14-4	4-6	0-3			12	4	.750	3rd SEC/2nd East	0	1	Quarterfinals	0	1	First Round	Gillispie
2009	22	14	.611	NR/NR	13-6	5-7	4-1			8	8	.500	7th SEC/4th East	1	1	Quarterfinals	2	1	Quarterfinals (NIT)	Gillispie
2010	35	3	.921	2nd/5th	18-0	7-2	10-1			14	2	.875	1st SEC/1st East	3	0	Champions	3	1	Elite Eight	Calipari
2011	29	9	.763	11th/3rd	15-0	4-7	10-2			10	6	.625	3rd SEC/2nd East	3	0	Champions	4	1	Final Four	Calipari
2012	38	2	.950	1st/1st	18-0	8-1	12-1			16	0	1.000	1st SEC/1st East	2	1	Runner-Up	6	0	Champions	Calipari
2013	21	12	.636	NR/NR	16-2	4-8	1-2			12	6	.667	2nd SEC	0	1	Quarterfinals	0	1	First Round (NIT)	Calipari
2014	29	11	.725	RV/2nd	16-2	5-5	8-4			12	6	.667	2nd SEC	2	1	Runner-Up	5	1	Final Four-Runner-Up	Calipari
2015	38	1	.974	1st/3rd	19-0	10-0	9-1			18	0	1.000	1st SEC	3	0	Champions	4	1	Final Four	Calipari
2016	27	9	.750	10th/16th	17-0	4-7	6-2			13	5	.722	11st SEC	3	0	Champions	1	1	2nd Round	Calipari
2017	32	6	.842	6th/5th	15-2	7-3	10-1			16	2	.889	1st SEC	3	0	Champions	3	1	Elite Eight	Calipari
2018	26	11	.703	18th/17th	16-2	4-6	6-3			10	8	.556	14th SEC	3	0	Champions	2	1	Sweet 16	Calipari
2019	30	7	.811	7th/7th	17-1	8-2	5-4			15	3	.833	t2nd SEC	1	1	Semifinals	3	1	Elite Eight	Calipari
2020	25	6	.806	8th/7th	16-2	8-2	1-2			15	3	.833	1st SEC	0	1	Second Round	0	1		Calipari
2021	9	16	.360	NR/NR	5-6	4-6	0-4			8	9	.471	8th SEC	0	1	Second Round	0	1		Calipari

&- Southern Intercollegiate Athletic Association

%-Southern Conference

From 1933-50 the SEC champion was determined by a tournament, except for 1935

@-Not eligible for title due to NCAA sanctions

*-Vacated due to NCAA sanctions

Rankings - AP/UP1 (Coaches Poll)

• 2020 SEC and NCAA Tournaments canceled due to the

COVID-19 pandemic



ALL-TIME RESULTS

1903 (1-2)

Coach: Unnamed | Starters: Jan. White Guyn & R.H. Arnett, G; Joe Coons, C; H.Jan. Wurtele & Lee Andrews, F

Feb. 6	GEORGETOWN	6-15	L
Feb. 18	LEXINGTON YMCA	11-10	W
Feb. 20	TRANSYLVANIA	2-42	L

19-67

1904 (1-4)

Coach: Leander E. Andrus (Mgr.) | Captain: St. John Starters: Guyn, Arnett, St. John, Wurtele, Coons

Feb. 4	at Georgetown	11-26	L
Feb. 12	at Transylvania#	5-12	L
Feb. 13	GEORGETOWN	10-22	L
Feb. 26	at Transylvania	12-14	L
Mar. 4	CINCINNATI	25-21	W

63-95

Transylvania (formerly known as Kentucky University) game at UK was called off because of failure to agree on a referee. State College (University of Kentucky) team was present and agreed to play. The offer was accepted and KU won 12-5.

1905 (1-4)

Coach: | Captain: Jan. Mar. Coons

Jan. 13	GEORGETOWN	9-14	L
Jan. 21	CINCINNATI YMCA	22-43	L
Jan. 27	TRANSYLVANIA	30-29	W
Feb. 4	at Transylvania	1-22	L
Feb. 22	TRANSYLVANIA	23-33	L

85-141

1906 (5-9)

Coach: W.B. Wendt (Mgr.) | Captain: Dec. P. Branson Starters: Baer, Donan, Barbee, Wilson, Herman

Jan. 11	LEXINGTON YMCA#		W
Jan. 12	MIAMI (OHIO)	10-15	L
Jan. 19	CENTRAL U.	15-14	W
Jan. 20	at Georgetown	9-34	L
Jan. 26	at Central U.	17-15	W
Jan. 27	CINCINNATI YMCA	16-23	L
Feb. 3	Christ Church, Cin.	24-38	L
Feb. 9	GEORGETOWN	22-28	L
Feb. 12	at New Albany YMCA	12-29	L
Feb. 13	at Vernon College	34-14	W
Feb. 14	at Moores Hill	32-11	W
Feb. 15	at Christ Church, Cin.	17-54	L
Feb. 16	at Cincinnati	6-48	L
Feb. 17	at Miami (Ohio)	19-29	L

236-348

W.B. Wendt on Jan. 9, 1969 verified that State College (UK) opened the 1906 season against Kentucky U. (Transylvania) in the YMCA. Athletic committees of the two schools had canceled all games after a fight at a football game in November 1905. Wendt and the Kentucky U. manager agreed to play at the YMCA and list the State College foe as YMCA instead of Kentucky U. State College won but Mr. Wendt didn't remember the score, which he hadn't listed.

1907 (3-6)

Coach: A.Mar. Kirby (Mgr.)

Captain: Jan. Mar. Wilson | Starters: Shanklin, Baer, Bryant, Barbee

Jan. 16	LEXINGTON YMCA	17-25	L
Jan. 19	GEORGETOWN	16-15	W
Jan. 25	CENTRAL U.	22-9	W
Feb. 12	at Central U.	23-25	L
Feb. 15	TRANSYLVANIA	16-14	W

OT

Feb. 21	at Georgetown	8-19	L
Mar. 1	at Lexington YMCA	22-41	L
Mar. 7	at Transylvania	5-19	L
Mar. 9	CENTRAL U.	13-15	L

142-182

1908 (5-6)

Coach: Jan. S. Chambers (Mgr.) | Captain: Richard Barbee

Jan. 10	at Lexington YMCA	19-29	L
Jan. 21	TRANSYLVANIA	20-15	W
Jan. 25	at Central U.	21-32	L
Feb. 4	at Transylvania	20-15	W
Feb. 8	LOUISVILLE COLISEUM	29-28	W
Feb. 10	at Georgetown	22-30	L
Feb. 13	CENTRAL U.	31-20	W
Feb. 15	LEXINGTON YMCA	19-23	L
Feb. 22	at Louisville Coliseum	18-30	L
Mar. 3	GEORGETOWN	18-13	W
Mar. 7	at Central U.	10-29	L

227-264

1909 (5-4)

Mgr: Jan. S. Chambers | Captain: W.C. Fox

Jan. 9	LEXINGTON HIGH	28-9	W
Jan. 18	at Advent Memorial Club	27-41	L
Jan. 19	at Cincinnati	25-41	L
Jan. 27	CENTRAL U.	24-23	W
Feb. 6	at Central U.	20-35	L
Feb. 8	GEORGETOWN	43-32	W
Feb. 15	at Georgetown	48-19	W
Feb. 18	CINCINNATI	28-23	W
Feb. 26	CENTRAL U.	20-26	L

263-249

1910 (4-8)

Coach: R.E. Spahr and E.R. Sweetland | Captain: Bill Rodes

Jan. 8	at Kentucky Wesleyan	14-12	W	OT
Jan. 22	GEORGETOWN	31-11	W	
Jan. 24	DePAUW	11-24	L	
Jan. 28	at Central	17-87	L	
Feb. 4	at Georgetown	16-34	L	
Feb. 7	at Cincinnati	17-47	L	
Feb. 9	at DePauw	16-28	L	
Feb. 10	at Rose Poly Technic	11-52	L	
Feb. 16	TENNESSEE	26-5	W	
Mar. 5	CENTRAL U.	13-31	L	
Mar. 8	GEORGETOWN	24-23	W	
Mar. 11	at Central	9-51	L	

205-405

1911 (5-6)

Coach: H.Jan. Iddings | Captain: Jan. H. Gaiser

Jan. 13	LEXINGTON HIGH	29-36	L
Jan. 20	TRANSYLVANIA	18-23	L
Jan. 27	at Kentucky Wesleyan	19-25	L
Feb. 4	BETHANY	24-11	W
Feb. 9	at Ohio Wesleyan	19-37	L
Feb. 10	at Otterbein	27-41	L
Feb. 11	at Christ Church, Cin.	21-32	L
Feb. 17	at Georgetown	47-22	W
Feb. 23	BUTLER	21-16	W
Feb. 27	at Transylvania	22-19	W
Mar. 3	TRANSYLVANIA	30-24	W

277-286

**1912 (9-0)****Southern Champions**

Coach: E.R. Sweetland | Captain: W.C. Harrison

Jan. 5	GEORGETOWN	38-9	W
Jan. 12	at Central U.	32-13	W
Jan. 19	MIAMI (OHIO)	31-14	W
Jan. 27	LEXINGTON YMCA	32-20	W
Feb. 1	CENTRAL U.	52-10	W
Feb. 7	TENNESSEE	27-15	W
Feb. 22	VANDERBILT	28-17	W
Feb. 23	VANDERBILT	22-18	W
Mar. 1	at Georgetown	19-18	W

281-134**LEADING SCORERS**

Binkley Barnett (Jr. F)	7.1
Dec. W. Hart (Jr. F)	5.4
W.C. Harrison (Sr. C)	4.0
Jake Gaiser (Sr. G)	3.9
R.C. Preston (So. G)	2.7
H.L. Farmer (Jr. F)	2.2

1913 (5-3)

Coach: Jan. Jan. Tigert | Captain: B. Barnett

Jan. 24	LEXINGTON YMCA	25-27	L
Feb. 8	CINCINNATI	20-18	W
Feb. 13	MARIETTA	42-16	W
Feb. 15	LOUISVILLE	34-10	W
Feb. 19	VANDERBILT	17-24	L
Feb. 20	VANDERBILT	42-29	W
Feb. 27	MIAMI (OHIO)	24-16	W
Mar. 1	CHRIST CHURCH, CIN.	19-30	L

223-170**LEADING SCORERS**

R.C. Preston (Jr. C)	9.1
Binkley Barnett (Sr. F)	8.4
Ralph Morgan (So. F)	4.0
H.L. Farmer (Sr. F)	3.9
William Tuttle (So. F)	1.0

1914 (12-2)

Coach: Alpha Brumage | Captain: William Tuttle

Jan. 10	ASHLAND YMCA	28-15	W
Jan. 17	LOUISVILLE YMCA	30-21	W
Jan. 20	at Ashland YMCA	30-19	W
Jan. 21	at Marshall	46-6	W
Jan. 22	at Virginia	23-39	L
Jan. 24	at VMI	18-32	L
Jan. 31	LOUISVILLE YMHA	59-12	W
Feb. 7	LOUISVILLE	22-17	W
Feb. 11	TENNESSEE	21-14	W
Feb. 12	TENNESSEE	20-18	W
Feb. 21	CINCINNATI	20-18	W
Feb. 23	CHATTANOOGA	40-7	W
Feb. 28	MARIETTA	19-17	W
Mar. 3	at Louisville	26-13	W

402-248**LEADING SCORERS**

R.C. Preston (Sr. F)	6.1
#Tom Zerfoss (Sr. F)	6.0
Karl Zerfoss (So. G)	4.7
William Tuttle (Jr. F)	3.9
Herschel Scott (Jr. G)	3.2

Only played in first six games.

1915 (7-5)

Coach: Alpha Brumage | Captain: Ralph Morgan

Jan. 16	MARYVILLE	37-17	W
Jan. 23	LOUISVILLE	18-14	W
Jan. 30	ST. ANDREWS	32-15	W
Feb. 4	at Maryville	23-22	W

Feb. 5	at Tennessee	21-36	L
Feb. 6	at Tennessee	22-27	L
Feb. 12	VANDERBILT	34-39	L
Feb. 13	VANDERBILT	36-24	W
Feb. 17	TENNESSEE	22-13	W
Feb. 18	TENNESSEE	20-18	W
Feb. 26	vs. St. Andrews	25-50	L
Feb. 27	at Louisville	15-26	L

305-301**LEADING SCORERS**

Ralph Morgan (Sr. F)	8.3
Jim Server (Jr. C)	5.3
William Tuttle (Sr. F)	3.8
Karl Zerfoss (Jr. F)	3.7
Herschel Scott (Sr. G)	2.9

1916 (8-6)

Coach: James Park | Captain: K.P. Zerfoss

Jan. 14	at Cincinnati	39-24	W
Jan. 18	at Georgetown	29-22	W
Jan. 31	GEORGETOWN	30-22	W
Feb. 4	VANDERBILT	25-39	L
Feb. 5	VANDERBILT	20-23	L
Feb. 12	LOUISVILLE	22-28	L
Feb. 15	at Centre	38-5	W
Feb. 19	CINCINNATI	34-10	W
Feb. 22	at Louisville	32-24	W
Feb. 23	TENNESSEE	17-28	L
Feb. 26	MARYVILLE	36-25	W
Feb. 29	CENTRE	38-14	W
Mar. 3	MARIETTA	22-27	L
Mar. 4	MARIETTA	23-27	L

405-318**LEADING SCORERS**

Derrill Hart (Sr. F)	13.3
Jim Server (Sr. C)	5.7
Robert Ireland (Jr. F)	5.6
Karl Zerfoss (Sr. F)	3.3
George Gumbert (Sr. G)	2.4

1917 (4-6)

Coach: W.P. Tuttle | Captain: Robert Y. Ireland

Jan. 17	CENTRE	31-21	W
Jan. 27	at Georgetown	19-22	L
Jan. 30	ROSE POLY TECH	33-12	W
Feb. 9	TENNESSEE	20-23	L
Feb. 10	TENNESSEE	19-22	L
Feb. 16	at Centre	24-28	L
Feb. 21	GEORGETOWN	32-18	W
Mar. 1	at Cumberland	48-20	W
Mar. 2	at Tennessee	26-27	L
Mar. 3	at Tennessee	10-30	L

262-223**LEADING SCORERS**

C.C. Shrader (Sr. F)	7.1
Robert Ireland (Sr. F)	5.4
"Dutch" Longworth (Sr. C-F)	4.4
Pat Campbell (Jr. F)	4.2
William Rodes (Sr. G)	1.3

1918 (9-2-1)

Coach: S.A. Boles | Captain: Patrick Campbell

Jan. 9	KENTUCKY WESLEYAN	23-13	W
Jan. 17	at Centre	21-29	L
Jan. 24	GEORGETOWN	22-18	W
Feb. 7	TENNESSEE	33-26	W
Feb. 8	TENNESSEE	40-12	W
Feb. 9	at Kentucky Wesleyan#	21-21	T
Feb. 14	at Georgetown	25-16	W
Feb. 21	CENTRE	22-20	W 30T



Feb. 28	Cumberland	42-21	W
Mar. 1	at Tennessee	29-18	W
Mar. 2	at Tennessee	32-20	W

State Championship (Louisville, Ky.)			
Mar. 9	Centre	12-24	L

322-238

Unique tie game resulted from scorer's error which wasn't discovered until after the teams' departures. Contest was rescheduled, but never played for unknown reasons.

LEADING SCORERS

H.C. Thomas (Jr. C-F)	10.8
Arthur Bastin (Jr. G)	4.0
A.P. Shanklin (Sr. F)	3.5
Pat Campbell (Sr. F)	3.2
George Zerfoss (Jr. F)	2.8

1919 (6-8)

Coach: Andrew Gill | Captain: Jan. A. Dishman

Jan. 13	KENTUCKY WESLEYAN	46-5	W
Jan. 18	GEORGETOWN	30-32	L
Jan. 25	at Centre	30-38	L
Jan. 31	at Cincinnati	18-28	L
Feb. 6	at Chattanooga	28-25	W
Feb. 7	at Tennessee	22-40	L
Feb. 8	at Cumberland	22-21	W
Feb. 14	VANDERBILT	26-36	L
Feb. 15	at Georgetown	18-22	L
Feb. 21	CINCINNATI	34-21	W
Feb. 22	at Kentucky Wesleyan	18-13	W
Feb. 24	CENTRE	10-21	L
Feb. 28	TENNESSEE	30-14	W
Mar. 8	MIAMI (OHIO)	14-38	L

346-354

LEADING SCORERS

H.C. Thomas (Sr. F)	7.1
Jan. C. Everett (Jr. F)	6.6
Bob Lavin (Fr. G)	5.0
Tony Dishman (Sr. G)	3.3
Ed Parker (Sr. F)	3.3

1920 (5-7)

Coach: George C. Buchheit | Captain: Jan. C. Everett

Jan. 17	at Cincinnati	11-13	L
Jan. 22	MARYVILLE	27-13	W
Jan. 31	GEORGETOWN	25-14	W
Feb. 5	TENNESSEE	24-29	L
Feb. 7	TENNESSEE	26-27	L
Feb. 14	at Centre	15-44	L
Feb. 17	at Georgetown	28-16	W
Feb. 21	KENTUCKY WESLEYAN	43-13	W
Feb. 26	Cumberland	21-30	L
Feb. 27	at Tennessee	25-28	L
Feb. 28	at Tennessee	34-26	W
Mar. 6	CENTRE	18-20	L OT

297-273

LEADING SCORERS

Basil Hayden (So. F)	10.8
William Blakely (Sr. G)	7.0
Jan. C. Everett (Sr. C)	5.5
Bob Lavin (So. F)	4.1
Jim Wilhelm (Jr. F)	3.6

1921 (13-1)

Southern Intercollegiate Tournament Champions

Coach: George C. Buchheit | Captain: Basil Hayden

Jan. 12	KENTUCKY WESLEYAN	38-13	W
Jan. 15	CUMBERLAND	37-21	W
Jan. 18	GEORGETOWN	38-23	W
Jan. 21	CHATTANOOGA	42-10	W
Jan. 26	at Cincinnati	26-19	W
Jan. 29	AUBURN	40-25	W

Feb. 8	at Centre	27-29	L
Feb. 15	at Georgetown	56-11	W
Feb. 18	CENTRE	20-13	W
Feb. 22	VANDERBILT	37-18	W

SIAA Tournament (Atlanta)

Feb. 25	vs. Tulane	50-28	W
Feb. 26	vs. Mercer	49-25	W
Feb. 28	vs. Mississippi A&M	28-13	W
Mar. 1	vs. Georgia (Finals)	20-19	W

508-267

LEADING SCORERS

William King (Fr. F)	11.4
Basil Hayden (Jr. F)	9.6
Paul Adkins (Jr. C)	6.5
Bob Lavin (Jr. G)	2.5
Fred Fest (So. C)	1.3

1922 (10-6, 3-1 Southern)

Coach: George C. Buchheit | Captain: R.E. Lavin

Jan. 14	GEORGETOWN	17-26	L
Jan. 17	at Louisville	38-14	W
Jan. 18	at Vanderbilt	12-22	L
Jan. 21	LOUISVILLE	29-22	W
Jan. 26	* MISSISSIPPI STATE	28-21	W
Jan. 27	MARSHALL	34-12	W
Feb. 4	at Centre	28-21	W
Feb. 6	at Georgetown	26-17	W
Feb. 8	* at Washington & Lee	21-20	W
Feb. 9	at VMI	32-37	L
Feb. 11	at Georgetown U.	23-28	L
Feb. 13	* at Virginia	30-32	L OT
Feb. 16	* CLEMSON	38-14	W
Feb. 20	CENTRE	40-23	W

SIAA Tournament (Atlanta)

Feb. 24	vs. Georgetown	41-21	W
Feb. 25	vs. Mercer	22-35	L

459-365

LEADING SCORERS

Paul Adkins (Sr. C)	8.8
William King (So. F)	8.3
Bob Lavin (Sr. F)	5.2
Basil Hayden (Sr. F)	5.0
William Poyzn (Jr. F)	2.9

1923 (3-10, 0-5 Southern)

Coach: George C. Buchheit | Captain: Fred Fest

Jan. 13	at Georgetown	24-13	W
Jan. 20	* at Tennessee	26-30	L
Jan. 22	CHATTANOOGA	25-18	W
Jan. 25	* ALABAMA	35-45	L
Jan. 27	CENTRE	14-21	L
Feb. 3	* GEORGIA	19-23	L
Feb. 5	at Cincinnati	24-33	L
Feb. 7	CENTENARY	21-28	L
Feb. 10	* TENNESSEE	23-28	L
Feb. 14	at Centre	10-17	L
Feb. 15	* CLEMSON	13-30	L
Feb. 19	GEORGETOWN	21-45	L
Feb. 23	SEWANEE	30-14	W

285-349

LEADING SCORERS

Carl Riefkin (Jr. F)	10.2
Fred Fest (Sr. C)	7.2
William Poyzn (Sr. G)	3.3
Gilbert Smith (Sr. G)	1.5
W.G. Wilkinson (Sr. F)	1.2

1924 (13-3, 6-2 Southern)

Coach: G.C. Buchheit | Captain: A.T. Rice

Jan. 1	* VANDERBILT	33-13	W
Jan. 8	MEXICO YMCA	25-14	W



ALL-TIME RESULTS

Jan. 12	at Georgetown	32-24	W
Jan. 14	* MISSISSIPPI STATE	16-17	L
Jan. 15	* SEWANEE	50-15	W
Jan. 18	* at Tennessee	13-20	L
Jan. 19	at Chattanooga	24-23	W
Feb. 4	WEST VIRGINIA	24-21	W
Feb. 9	at Centre	27-18	W
Feb. 11	GEORGETOWN	39-35	W
Feb. 13	* CLEMSON	38-13	W
Feb. 14	* VIRGINIA	29-16	W
Feb. 19	* VIRGINIA TECH	36-14	W
Feb. 21	CENTRE	38-24	W
Feb. 23	* GEORGIA TECH	33-27	W

Southern Conference Tournament (Atlanta)

Feb. 29	vs. North Carolina	20-41	L
---------	--------------------	-------	---

477-335

LEADING SCORERS

Jim McFarland (So. F)	9.9
Will Milward (Jr. C)	5.3
Lowell Underwood (So. C)	4.9
Carl Riefkin (Sr. F)	4.3
Bill King (Sr. F)	2.9

ALUMNI GYM ERA (1924-50)**1924-25 (13-8, 6-2 Southern)**

Coach: C.O. Applegran | Captain: James McFarland

Dec. 13	CINCINNATI	28-23	W
Dec. 18	INDIANA	18-20	L
Dec. 20	MICHIGAN	11-21	L
Jan. 3	at Cincinnati	20-24	L
Jan. 5	at Illinois	26-36	L
Jan. 6	at Wabash	10-57	L
Jan. 9	* OLE MISS	26-23	W
Jan. 10	GEORGETOWN	25-17	W
Jan. 17	at Centre	33-26	W
Jan. 30	* WASHINGTON & LEE	28-22	W
Feb. 2	WEST VIRGINIA	29-19	W
Feb. 5	* at Alabama	15-24	L
Feb. 6	* at Georgia Tech	18-16	W
Feb. 7	* at Georgia	24-28	L
Feb. 9	* at Tennessee	35-22	W
Feb. 12	* TULANE	29-22	W
Feb. 14	at Georgetown	36-21	W
Feb. 18	* TENNESSEE	26-21	W
Feb. 21	CENTRE	39-10	W

Southern Conference Tournament (Atlanta)

Feb. 27	vs. Mississippi State	31-26	W
Feb. 28	vs. Georgia	31-32	L

538-510

LEADING SCORERS

Jim McFarland (Jr. F)	7.1
Lowell Underwood (Jr. F)	6.3
Will Milward (Sr. C)	6.2
Foster Helm (So. F)	3.7
Charles Alberts (Jr. G)	2.5

1925-26 (15-3, 8-0 Southern)

Coach: Ray Eklund | Captain: Burgess Carey

Dec. 19	DePAUW	29-38	L
Jan. 5	at Indiana	23-34	L
Jan. 9	BEREA	37-23	W
Jan. 12	at Georgetown	36-21	W
Jan. 16	* GEORGIA TECH	25-24	W
Jan. 21	CENTRE	45-25	W
Jan. 30	GEORGETOWN	25-20	W
Feb. 1	* ALABAMA	27-16	W
Feb. 4	at Centre	46-19	W
Feb. 5	* WASHINGTON & LEE	44-34	W
Feb. 8	* AUBURN	35-26	W
Feb. 12	* at Tennessee	51-17	W
Feb. 15	* at Georgia	22-18	W

Feb. 18	* TENNESSEE	27-21	W
Feb. 20	* VANDERBILT	30-20	W

Southern Conference Tournament (Atlanta)

Feb. 26	vs. VMI	32-25	W
Feb. 27	vs. Georgia	39-34	W
Mar. 1	vs. Mississippi State	26-31	L

599-446

LEADING SCORERS

Gayle Mohney (Jr. G)	11.1
Paul Jenkins (So. F)	7.3
Jim McFarland (Sr. F)	5.6
Lowell Underwood (Sr. C)	3.7
Henry Besuden (Sr. C)	2.1

1926-27 (3-13, 1-6 Southern)

Coach: Basil Hayden | Captain: Paul Jenkins

Dec. 18	CINCINNATI	10-48	L
Dec. 21	INDIANA	19-38	L
Dec. 27	at Cincinnati	22-51	L
Dec. 31	PRINCETON	26-30	L
Jan. 3	* FLORIDA	44-36	W
Jan. 10	at Kentucky Wesleyan	24-31	L
Jan. 15	* VANDERBILT	32-48	L
Jan. 21	* at Tennessee	14-19	L
Jan. 22	* at Georgia Tech	16-48	L
Jan. 29	CENTRE	27-25	W
Feb. 1	at Georgetown	19-26	L
Feb. 4	* WASHINGTON & LEE	34-36	L
Feb. 7	WEST VIRGINIA	26-44	L
Feb. 11	* OLE MISS	17-37	L
Feb. 12	at Centre	22-16	W
Feb. 19	* TENNESSEE	21-30	L

373-563

LEADING SCORERS

Paul Jenkins (Jr. F)	6.1
Edwin Knadler (Sr. F)	4.4
Van Buren Ropke (Sr. F-C)	4.2
Frank Phipps (Jr. F)	3.4
Foster Helm (Sr. C)	2.5

1927-28 (12-6, 7-2 Southern)

Coach: John Maurer | Captain: Paul Jenkins

Dec. 16	* CLEMSON	33-17	W
Dec. 20	MIAMI (OHIO)	31-36	L
Jan. 4	BEREA	37-16	W
Jan. 9	at Centre	36-23	W
Jan. 14	* VANDERBILT	43-23	W
Jan. 16	* at Virginia	31-28	W
Jan. 18	at Navy	26-32	L
Jan. 19	* at Maryland	7-37	L
Jan. 28	* TENNESSEE	48-18	W
Feb. 3	* WASHINGTON & LEE	34-28	W
Feb. 4	at Indiana	29-48	L
Feb. 8	* at Vanderbilt	54-29	W
Feb. 9	* at Tennessee	43-16	W
Feb. 11	* GEORGIA TECH	31-35	L
Feb. 18	CENTRE	30-20	W

Southern Conference Tournament (Atlanta)

Feb. 24	vs. South Carolina	56-40	W
Feb. 25	vs. Georgia	33-16	W
Feb. 27	vs. Ole Miss	28-41	L

630-503

LEADING SCORERS

Irvine Jeffries (Sr. G)	11.5
Cecil Combs (So. F)	10.3
Paul McBrayer (So. G-C)	5.5
Hays Owens (So. F)	3.8
Paul Jenkins (Sr. F)	3.3



1928-29 (12-5, 7-4 Southern)

Coach: John Mauer Captain: Lawrence McGinnis				
Dec. 15	EASTERN NORMAL	35-10	W	
Dec. 21	MIAMI (OHIO)	43-42	W	3OT
Jan. 4	* NORTH CAROLINA	15-26	L	
Jan. 12	at Notre Dame	19-16	W	
Jan. 16	* at Georgia Tech	19-33	L	
Jan. 17	* at Tennessee	35-29	W	
Jan. 19	* TENNESSEE	27-22	W	
Jan. 26	* ALABAMA	26-27	L	
Feb. 1	* at Mississippi State	25-23	W	OT
Feb. 2	* 1 Mississippi State	32-14	W	
Feb. 3	* at Tulane	22-34	L	
Feb. 8	* WASHINGTON & LEE	31-30	W	
Feb. 13	CENTRE	47-11	W	
Feb. 22	* OLE MISS	35-30	W	
Feb. 23	* OLE MISS	32-24	W	

Southern Conference Tournament (Atlanta)

Mar. 1	vs. Tulane	29-15	W
Mar. 2	vs. Georgia	24-26	L

496-411

1 Municipal Auditorium (Jackson, Miss.)

LEADING SCORERS

Stan Milward (So. C)	6.8
Louis McGinnis (So. F)	5.8
Cecil Combs (Jr. G)	5.8
Carey Spicer (So. F)	5.7
Paul McBrayer (Jr. G)	2.9

1929-30 (16-3, 9-1 Southern)

Coach: John Mauer Captain: Paul McBrayer				
Dec. 14	GEORGETOWN	46-9	W	
Dec. 20	MIAMI (OHIO)	35-20	W	
Dec. 31	BEREA	29-26	W	
Jan. 3	* CLEMSON	31-15	W	
Jan. 10	CREIGHTON	27-28	L	
Jan. 11	CREIGHTON	25-21	W	
Jan. 18	* TENNESSEE	23-20	W	
Jan. 24	* MISSISSIPPI STATE	38-17	W	
Jan. 25	* MISSISSIPPI STATE	20-14	W	
Jan. 31	* at Tennessee	24-29	L	OT
Feb. 1	* at Georgia	22-21	W	OT
Feb. 3	* at Clemson	34-20	W	
Feb. 8	* GEORGIA TECH	39-19	W	
Feb. 14	* GEORGIA	36-23	W	
Feb. 18	KENTUCKY WESLEYAN	32-20	W	
Feb. 22	* WASHINGTON & LEE	28-26	W	OT

Southern Conference Tournament (Atlanta)

Feb. 28	vs. Maryland	26-21	W
Mar. 1	vs. Sewanee	44-22	W
Mar. 3	vs. Duke	32-37	L

591-408

LEADING SCORERS

Cecil Combs (Sr. F)	6.6
Carey Spicer (Jr. F)	6.5
Stan Milward (Sr. C)	5.9
Louis McGinnis (So. F)	5.4
Paul McBrayer (Sr. G)	4.8

ADOLPH RUPP ERA (1930-71)

1930-31 (15-3, 8-2 Southern)

Coach: Adolph Rupp Captain: Carey Spicer				
Dec. 18	GEORGETOWN	67-19	W	
Dec. 27	MARSHALL	42-26	W	
Dec. 31	BEREA	41-25	W	
Jan. 3	* CLEMSON	33-21	W	
Jan. 10	* TENNESSEE	31-23	W	
Jan. 16	CHATTANOOGA	55-18	W	
Jan. 21	* at Vanderbilt	42-37	W	
Jan. 31	* at Tennessee	36-32	W	OT

Feb. 6	* WASHINGTON & LEE	23-18	W
Feb. 9	* GEORGIA TECH	38-34	W
Feb. 13	* at Georgia	16-25	L
Feb. 14	* at Clemson	26-29	L
Feb. 16	* at Georgia Tech	35-16	W
Feb. 20	* VANDERBILT	43-23	W

Southern Conference Tournament (Atlanta)

Feb. 27	vs. NC State	33-28	W
Feb. 28	vs. Duke	35-30	W
Mar. 2	vs. Florida	56-35	W
Mar. 3	vs. Maryland	27-29	L

679-469

LEADING SCORERS

Carey Spicer (Sr. F)	10.6
Louis McGinnis (Sr. F)	9.6
George Yates (Jr. C)	7.0
Aggie Sale (So. C-F)	5.6
Jake Bronston (Jr. G)	3.9

1931-32 (15-2, 9-1 Southern)

Southern Conference Co-Champions

Coach: Adolph Rupp Captain: Ellis Johnson				
Dec. 15	GEORGETOWN	66-24	W	
Dec. 18	CARNEGIE TECH	36-34	W	
Dec. 23	BEREA	52-27	W	
Dec. 30	MARSHALL	46-16	W	
Jan. 2	* CLEMSON	43-24	W	
Jan. 14	* at Clemson	30-17	W	
Jan. 15	* at Sewanee	30-20	W	
Jan. 16	* at Tennessee	29-28	W	
Jan. 21	CHATTANOOGA	51-17	W	
Jan. 30	* WASHINGTON & LEE	48-28	W	
Feb. 3	* at Vanderbilt	61-37	W	
Feb. 6	* DUKE	37-30	W	
Feb. 8	* ALABAMA	50-22	W	
Feb. 13	* TENNESSEE	41-27	W	
Feb. 20	* VANDERBILT	31-32	L	

Southern Conference Tournament (Atlanta)

Feb. 26	vs. Tulane	50-30	W
Feb. 27	vs. North Carolina	42-43	L

743-456

LEADING SCORERS

Aggie Sale (Jr. F)	13.6
John DeMoisey (So. C-F)	10.0
Darrell Darby (Jr. F)	8.4
Howard Kreuter (Jr. F)	3.9
Ellis Johnson (Jr. G)	3.6

1932-33 (21-3, 8-0 SEC)

SEC Champions | SEC Tournament Champions

Coach: Adolph Rupp Captain: Forest Sale				
Dec. 9	ALUMNI	52-17	W	
Dec. 12	GEORGETOWN	62-21	W	
Dec. 17	1 vs. Marshall	57-23	W	
Dec. 20	* TULANE	53-17	W	
Dec. 21	* TULANE	42-11	W	
Dec. 30	at Chicago	58-26	W	
Jan. 2	OHIO STATE	30-46	L	
Jan. 6	at Creighton	32-26	W	
Jan. 7	at Creighton	22-34	L	
Jan. 10	SOUTH CAROLINA	44-36	W	
Jan. 14	* at Tennessee	42-21	W	
Jan. 16	CLEMSON	67-18	W	
Jan. 28	* TENNESSEE	44-23	W	
Jan. 31	* at Vanderbilt	40-29	W	
Feb. 1	at Clemson	42-32	W	
Feb. 2	at South Carolina	38-44	L	
Feb. 6	MEXICO	81-22	W	
Feb. 11	* GEORGIA TECH	45-22	W	
Feb. 13	2* vs. Alabama	35-31	W	
Feb. 18	* VANDERBILT	45-28	W	

SEC Tournament (Atlanta)			
Feb. 24	3	vs. Ole Miss	49-31 W
Feb. 25	3	vs. Florida	48-24 W
Feb. 27	3	vs. LSU	51-38 W
Feb. 28	3	vs. Mississippi State	46-27 W

1125-647

- Ashland High School Gymnasium (Ashland, Ky.)
- Birmingham Athletic Club (Birmingham, Ala.)
- Atlanta Memorial Auditorium (Atlanta)

LEADING SCORERS

Aggie Sale (Sr. C-F)	13.8
John DeMoisey (Jr. C-F)	12.0
Bill Davis (Jr. G)	7.0
Darrell Darby (Sr. F)	4.0
Ellis Johnson (Sr. G)	3.8

1933-34 (16-1, 11-0 SEC)

Coach: Adolph Rupp | Captain: John DeMoisey

Dec. 5	ALUMNI	53-20	W
Dec. 9	GEORGETOWN	41-12	W
Dec. 14	MARSHALL	48-26	W
Dec. 16	CINCINNATI	31-25	W
Dec. 21	* at Tulane	32-22	W
Dec. 22	* at Tulane	42-29	W
Jan. 12	* at Sewanee	55-16	W
Jan. 13	* at Tennessee	44-23	W
Jan. 19	CHATTANOOGA	47-20	W
Jan. 27	* TENNESSEE	53-26	W
Feb. 1	1 vs. Alabama	33-28	W
Feb. 2	* at Vanderbilt	48-26	W
Feb. 8	* ALABAMA	26-21	W
Feb. 10	* GEORGIA TECH	49-25	W
Feb. 15	* SEWANEE	60-15	W
Feb. 17	* VANDERBILT	47-27	W

SEC Tournament (Atlanta)

Feb. 24	2	vs. Florida	32-38 L
---------	---	-------------	---------

741-399

- Birmingham Athletic Club (Birmingham, Ala.)
- Atlanta Memorial Auditorium (Atlanta)

LEADING SCORERS

John "Frenchy" DeMoisey (Sr. C)	12.5
Bill Davis (Sr. G)	8.3
Dave Lawrence (Jr. F)	7.9
Garland Lewis (So. C)	4.9
Jack Tucker (Jr. F)	3.0

1934-35 (19-2, 11-0 SEC)
SEC Co-Champions

Coach: Adolph Rupp | Captain: Dave Lawrence and Jack Tucker

Dec. 10	ALUMNI	55-8	W
Dec. 13	OGLETHORPE	81-12	W
Dec. 21	* at Tulane	38-9	W
Dec. 22	* at Tulane	52-12	W
Jan. 2	CHICAGO	42-16	W
Jan. 5	at New York U.	22-23	L
Jan. 14	CHATTANOOGA	66-19	W
Jan. 18	* TULANE	63-22	W
Jan. 19	* TULANE	55-12	W
Jan. 26	* TENNESSEE	48-21	W
Feb. 1	1* vs. Alabama	33-26	W
Feb. 2	* at Vanderbilt	58-22	W
Feb. 5	at Xavier	40-27	W
Feb. 9	* GEORGIA TECH	57-30	W
Feb. 11	* ALABAMA	25-16	W
Feb. 13	at Michigan State	26-32	L
Feb. 16	* at Tennessee	38-36	W
Feb. 22	CREIGHTON	63-42	W
Feb. 23	CREIGHTON	24-13	W
Mar. 2	* VANDERBILT	53-19	W
Mar. 7	XAVIER	46-29	W

985-446

- Birmingham Athletic Club (Birmingham, Ala.)

LEADING SCORERS

Leroy Edwards (So. C)	16.3
Dave Lawrence (Jr. F)	9.1
Garland Lewis (Jr. C-F)	5.8
Jack Tucker (Sr. F)	3.7
Warfield Donohue (So. G)	3.5

1935-36 (15-6, 6-2 SEC)

Coach: Adolph Rupp | Captain: Milerd Anderson

Dec. 6	GEORGETOWN	42-17	W
Dec. 17	BEREA	58-30	W
Dec. 23	PITTSBURGH	35-17	W
Jan. 8	at New York U.	28-41	L
Jan. 14	at Xavier	36-32	W
Jan. 17	* TULANE	49-24	W
Jan. 18	* TULANE	39-21	W
Jan. 21	MICHIGAN STATE	27-19	W
Jan. 25	* TENNESSEE	40-31	W
Feb. 1	* at Vanderbilt	24-33	L
Feb. 3	* at Alabama	32-30	W
Feb. 7	* ALABAMA	40-34	W
Feb. 10	at Notre Dame	20-41	L
Feb. 11	at Butler	39-28	W
Feb. 15	* at Tennessee	28-39	L
Feb. 18	XAVIER	49-40	W
Feb. 21	CREIGHTON	68-38	W
Feb. 22	CREIGHTON	29-31	L
Feb. 24	* VANDERBILT	61-41	W

SEC Tournament (Knoxville, Tenn.)

Feb. 28	1	vs. Mississippi State	41-39 W
Feb. 29	1	vs. at Tennessee	28-39 L

813-587

- Alumni Memorial Gymnasium (Knoxville, Tenn.)

LEADING SCORERS

Ralph Carlisle (So. F)	11.5
Joe Hagan (So. F)	8.0
Garland Lewis (Sr. C)	7.5
Warfield Donohue (Jr. G)	3.0
Jan. Rice Walker (So. C-F)	2.4

1936-37 (17-5, 5-3 SEC)
SEC Champions | SEC Tournament Champions

Coach: Adolph Rupp | Captain: Warfield Donohue

Dec. 9	GEORGETOWN	46-21	W
Dec. 12	BEREA	70-26	W
Dec. 15	at Xavier	34-28	W
Dec. 21	CENTENARY	37-19	W
Jan. 2	MICHIGAN STATE	28-21	W
Jan. 5	1 Notre Dame	28-41	L
Jan. 8	CREIGHTON	59-36	W
Jan. 14	at Michigan State	23-24	L
Jan. 16	2 Akron	32-22	W
Jan. 23	* TENNESSEE	43-26	W
Jan. 30	* at Vanderbilt	41-26	W
Feb. 1	3* Alabama	38-27	W
Feb. 3	* at Tulane	28-35	L
Feb. 4	* at Tulane	28-25	W
Feb. 8	MEXICO	58-30	W
Feb. 10	* ALABAMA	31-34	L
Feb. 13	* at Tennessee	24-26	L
Feb. 20	* VANDERBILT	51-19	W
Feb. 22	XAVIER	23-15	W

SEC Tournament (Knoxville, Tenn.)

Feb. 26	4	vs. LSU	57-37 W
Feb. 27	4	vs. Georgia Tech	40-30 W
Mar. 1	4	at Tennessee	39-25 W

858-593

- Jefferson County Armory (Louisville, Ky.)
- Schmidt Fieldhouse (Cincinnati, Ohio)
- Birmingham Athletic Club (Birmingham, Ala.)
- Alumni Memorial Gymnasium (Knoxville, Tenn.)

LEADING SCORERS

Ralph Carlisle (Jr. F)	9.9
------------------------	-----



Joe Hagan (Jr. F)	7.3
Homer Thompson (So. C)	4.9
Walter Hodge (Sr. G)	3.7
Bernie Oppen (So. G)	3.5

1937-38 (13-5, 6-0 SEC)

Coach: Adolph Rupp Captain: Jan. Rice Walker			
Dec. 15	BEREA	69-35	W
Dec. 18	CINCINNATI	38-21	W
Dec. 22	CENTENARY	35-25	W
Dec. 29	1 vs. Pittsburgh	40-29	W
Jan. 8	at Michigan State	38-43	L
Jan. 10	at Detroit	26-34	L
Jan. 15	at Notre Dame	37-47	L
Jan. 22	* TENNESSEE	52-27	W
Jan. 29	* at Vanderbilt	42-19	W
Jan. 31	2* vs. Alabama	57-31	W
Feb. 5	at Xavier	32-39	L
Feb. 7	MICHIGAN STATE	44-27	W
Feb. 12	* ALABAMA	28-21	W
Feb. 14	MARQUETTE	35-33	W
Feb. 17	XAVIER	45-29	W
Feb. 21	* VANDERBILT	48-24	W
Feb. 26	* at Tennessee	29-26	W

SEC Tournament (Baton Rouge, La.)			
Mar. 3	3 vs. Tulane	36-38	L

731-512

- 1 Sugar Bowl Classic (Municipal Auditorium | New Orleans)
- 2 Birmingham City Auditorium (Birmingham, Ala.)
- 3 Huey Long Fieldhouse (Baton Rouge, La.)

LEADING SCORERS

Joe Hagan (Sr. F)	10.1
Fred Curtis (Jr. F)	6.3
Bernie Oppen (Jr. G)	5.6
Homer Thompson (Jr. C)	4.9
Mickey Rouse (So. G)	4.4

1938-39 (16-4, 5-2 SEC)

SEC Champions SEC Tournament Champions			
Coach: Adolph Rupp Captain: Bernard Oppen			
Dec. 2	GEORGETOWN	39-19	W
Dec. 10	KENTUCKY WESLEYAN	57-18	W
Dec. 17	CINCINNATI	44-27	W
Dec. 21	WASHINGTON & LEE	67-47	W
Jan. 4	at Long Island	34-52	L
Jan. 6	at St. Joseph's	41-30	W
Jan. 14	1 vs. Notre Dame	37-42	L
Jan. 21	* TENNESSEE	29-30	L
Jan. 28	2* vs. Alabama	38-41	L
Jan. 30	* at Vanderbilt	51-37	W
Feb. 4	Marquette	37-31	W
Feb. 8	at Xavier	41-31	W
Feb. 11	* ALABAMA	45-27	W
Feb. 13	* MISSISSIPPI STATE	39-28	W
Feb. 18	* at Tennessee	36-34	W
Feb. 21	XAVIER	43-23	W
Feb. 25	* VANDERBILT	52-27	W

SEC Tournament (Knoxville, Tenn.)			
Mar. 2	3 vs. Ole Miss	49-30	W
Mar. 3	3 vs. LSU	53-34	W
Mar. 4	3 at Tennessee	46-38	W

878-646

- 1 Jefferson County Armory (Louisville, Ky.)
- 2 Birmingham City Auditorium (Birmingham, Ala.)
- 3 Alumni Memorial Gymnasium (Knoxville, Tenn.)

LEADING SCORERS

Fred Curtis (Sr. F)	9.2
Homer Thompson (Sr. C)	6.7
Keith Farnsley (So. F)	6.4
Mickey Rouse (Jr. G)	5.4
Marion Cluggish (Jr. C)	5.3

1939-40 (15-6, 4-4 SEC)

SEC Champions SEC Tournament Champions Sugar Bowl Champions			
Coach: Adolph Rupp Captain: Layton Rouse			
Dec. 9	BEREA	74-24	W
Dec. 16	CINCINNATI	30-39	L
Dec. 21	1 vs. Clemson	55-31	W
Dec. 27	2 vs. Ohio State	36-30	W
Jan. 1	KANSAS STATE	53-26	W
Jan. 6	at Xavier	42-41	W
Jan. 8	WEST VIRGINIA	47-38	W
Jan. 13	at Notre Dame	47-52	L
Jan. 20	* TENNESSEE	35-26	W
Jan. 27	3* vs. Alabama	32-36	L
Jan. 29	* at Vanderbilt	32-40	L
Feb. 3	Marquette	51-45	W
Feb. 10	* ALABAMA	46-18	W
Feb. 12	XAVIER	37-29	W
Feb. 13	* MISSISSIPPI STATE	45-37	W
Feb. 17	* at Tennessee	23-27	L
Feb. 19	* at Georgia Tech	39-44	L
Feb. 24	* VANDERBILT	43-38	W

SEC Tournament (Knoxville, Tenn.)			
Feb. 29	4 vs. Vanderbilt	44-34	W
Mar. 1	4 at Tennessee	30-29	W
Mar. 2	4 vs. Georgia	51-43	W

892-724

- 1 American Enka Gymnasium (Asheville, N.C.)
- 2 Sugar Bowl Classic (Municipal Auditorium | New Orleans)
- 3 Birmingham City Auditorium (Birmingham, Ala.)
- 4 Alumni Memorial Gymnasium (Knoxville, Tenn.)

LEADING SCORERS

Mickey Rouse (Sr. G)	8.3
Keith Farnsley (Jr. F)	7.2
Marion Cluggish (Sr. C)	7.2
Lee Huber (Jr. G)	5.4
Jim King (So. C)	3.9
Carl Combs (Jr. G)	3.9

1940-41 (17-8, 8-1 SEC)

Coach: Adolph Rupp Captain: Lee Huber			
Dec. 7	ALUMNI	62-25	W
Dec. 12	WEST VIRGINIA	46-34	W
Dec. 13	MARYVILLE	53-14	W
Dec. 18	at Nebraska	39-40	L
Dec. 19	at Creighton	45-54	L
Dec. 20	at Kansas State	28-25	W
Dec. 27	CENTENARY	70-18	W
Dec. 30	1 vs. Indiana	45-48	L
Jan. 4	2 vs. Notre Dame	47-48	L
Jan. 9	at Xavier	48-43	W
Jan. 11	at West Virginia	43-56	L
Jan. 18	* at Tennessee	22-32	L
Jan. 20	* at Georgia Tech	47-37	W
Jan. 25	XAVIER	44-49	L
Feb. 1	* at Vanderbilt	51-50	W
Feb. 3	* at Alabama	38-36	W
Feb. 8	* ALABAMA	46-38	W
Feb. 10	* OLE MISS	60-41	W
Feb. 15	* TENNESSEE	37-28	W
Feb. 17	* GEORGIA TECH	60-41	W
Feb. 24	* VANDERBILT	58-31	W

SEC Tournament (Louisville, Ky.)			
Feb. 27	2 vs. Ole Miss	62-52	W
Feb. 28	2 vs. Tulane	59-30	W
Mar. 1	2 vs. Alabama	39-37	W
Mar. 1	2 vs. Tennessee	33-36	L

1182-943

- 1 Sugar Bowl Classic (Municipal Auditorium | New Orleans)
- 2 Jefferson County Armory (Louisville, Ky.)

LEADING SCORERS

Jim King (Jr. C)	6.0
------------------	-----



ALL-TIME RESULTS

Lee Huber (Sr. G)	5.9
Keith Farnsley (Sr. F)	5.8
Mel Brewer (So. C)	5.1
Milt Ticco (So. C-F)	4.8

1941-42 (19-6, 6-2 SEC)**NCAA Final Four | SEC Champions | SEC Tournament Champions**

Coach: Adolph Rupp | Captain: Carl Staker

Dec. 6	MIAMI (OHIO)	35-21	W
Dec. 13	at Ohio State	41-43	L
Dec. 16	NEBRASKA	42-27	W
Dec. 22	SOUTH CAROLINA	64-25	W
Dec. 30	TEXAS A&M	49-29	W
Jan. 2	WASHINGTON & LEE	62-32	W
Jan. 10	at Xavier	40-39	W
Jan. 17	* at Tennessee	40-46	L
Jan. 19	* at Georgia	51-26	W
Jan. 20	* at Georgia Tech	63-53	W
Jan. 24	MEXICO	56-26	W
Jan. 31	* GEORGIA	55-38	W
Feb. 2	* at Alabama	35-41	L
Feb. 7	at Notre Dame	43-46	L
Feb. 9	* ALABAMA	50-34	W
Feb. 14	* TENNESSEE	36-33	W
Feb. 16	* GEORGIA TECH	57-51	W
Feb. 21	XAVIER	44-36	W

SEC Tournament (Louisville, Ky.)

Feb. 26	vs. Florida	42-36	W
Feb. 27	vs. Ole Miss	59-32	W
Feb. 28	vs. Auburn	40-31	W
Feb. 28	vs. Alabama (finals)	36-34	W

Postseason Game (Louisville, Ky.)

Mar. 14	vs. Great Lakes Navy	47-58	L
---------	----------------------	-------	---

NCAA Tournament (New Orleans)

Mar. 20	vs. Illinois	46-44	W
Mar. 21	vs. Dartmouth	28-47	L

1161-928**LEADING SCORERS**

Marvin Akers (Jr. G)	7.6
Mel Brewer (Jr. C)	7.0
Milt Ticco (Jr. F)	5.8
Ermal Allen (Sr. F)	4.9
Ken England (Jr. G)	4.9

1942-43 (17-6, 8-1 SEC)

Coach: Adolph Rupp | Co-Captains: Marvin Akers & Melvin Brewer

Dec. 12	CINCINNATI	61-39	W
Dec. 19	WASHINGTON	45-38	W
Dec. 23	1 Indiana	52-58	L
Jan. 2	OHIO STATE	40-45	L
Jan. 4	FORT KNOX	64-30	W
Jan. 9	at Xavier	43-38	W
Jan. 16	* at Tennessee	30-28	W
Jan. 18	* at Georgia	60-28	W
Jan. 19	* at Georgia Tech	38-36	W
Jan. 23	1 Notre Dame	60-55	W
Jan. 26	* VANDERBILT	39-38	W
Jan. 30	* at Alabama	32-41	L
Feb. 1	* at Vanderbilt	54-43	W
Feb. 6	* ALABAMA	67-41	W
Feb. 8	XAVIER	48-36	W
Feb. 13	* TENNESSEE	53-29	W
Feb. 15	* GEORGIA TECH	58-31	W
Feb. 20	at DePaul	44-53	L

SEC Tournament (Louisville, Ky.)

Feb. 25	1 Tulane	48-31	W
Feb. 26	1 Georgia	59-30	W
Feb. 27	1 Mississippi State	52-43	W
Feb. 27	1 Tennessee	30-33	L

Postseason Game (Louisville, Ky.)

Mar. 6	1 Great Lakes Navy	39-53	L
--------	--------------------	-------	---

1116-897**1 Jefferson County Armory (Louisville, Ky.)****LEADING SCORERS**

Milt Ticco (Sr. F)	10.1
Mel Brewer (Sr. C)	8.3
Marvin Akers (Sr. G)	7.1
Mulford Davis (So. F)	7.1
Kenny Rollins (So. G)	5.3

1943-44 (19-2)**SEC Champions | SEC Tournament Champions**

Coach: Adolph Rupp

Dec. 1	FORT KNOX	51-18	W
Dec. 4	BEREA (Naval V-12)	54-40	W
Dec. 11	1 Indiana	66-41	W
Dec. 13	at Ohio State	40-28	W
Dec. 18	CINCINNATI	58-30	W
Dec. 20	at Illinois	41-43	L
Dec. 28	2 Carnegie Tech	61-14	W
Dec. 30	at St. John's	44-38	W
Jan. 8	1 Notre Dame	55-54	W
Jan. 15	WRIGHT FIELD	61-28	W
Jan. 31	FORT KNOX A.R.C.	76-48	W
Feb. 4	DePAUW	38-35	W
Feb. 7	ILLINOIS	51-40	W
Feb. 12	at Cincinnati	38-34	W
Feb. 26	OHIO	51-35	W

SEC Tournament (Louisville, Ky.)

Mar. 2	1 Georgia	57-29	W
Mar. 3	1 LSU	55-28	W
Mar. 4	1 Tulane	62-46	W

NIT (New York)

Mar. 20	2 Utah	46-38	W
Mar. 22	2 St. John's	45-48	L
Mar. 24	2 Oklahoma State (cons.)	45-29	W

1095-724**1 Jefferson County Armory (Louisville, Ky.)****2 Madison Square Garden (New York)****LEADING SCORERS**

Bob Brannum (Fr. C)	12.1
Jack Tingle (Fr. F)	8.4
Jack Parkinson (Fr. G)	7.0
Wilbur Schu (So. G)	6.2
Tom Moseley (So. G)	4.2

1944-45 (22-4, 4-1 SEC)**SEC Champions | SEC Tournament Champions**

Coach: Adolph Rupp

Dec. 2	FORT KNOX	56-23	W
Dec. 4	BEREA	56-32	W
Dec. 9	CINCINNATI	66-24	W
Dec. 16	1 Indiana	61-43	W
Dec. 23	OHIO STATE	53-48	OT
Dec. 26	2 Wyoming	50-46	W
Dec. 30	at Temple	45-44	W
Jan. 1	at Long Island	62-52	OT
Jan. 6	OHIO	59-46	W
Jan. 8	ARKANSAS STATE	75-6	W
Jan. 13	MICHIGAN STATE	66-35	W
Jan. 20	* at Tennessee	34-35	L
Jan. 22	* at Georgia Tech	64-58	W
Jan. 27	1 Notre Dame	58-59	L
Jan. 29	* GEORGIA	73-37	W
Feb. 3	* GEORGIA TECH	51-32	W
Feb. 5	at Michigan State	50-66	L
Feb. 17	* TENNESSEE	40-34	W
Feb. 19	at Ohio	61-38	W
Feb. 24	at Cincinnati	65-35	W

SEC Tournament (Louisville, Ky.)

Mar. 1	1 Florida	57-35	W
Mar. 2	1 LSU	68-37	W
Mar. 3	1 Alabama	52-41	W
Mar. 3	1 Tennessee	39-35	W



NCAA Tournament (New York)				
Mar. 22	3	Ohio State	37-45	L
Mar. 24	3	Tufts (consolation)	66-56	W

1464-1042

- 1 Jefferson County Armory (Louisville, Ky.)
 2 Buffalo Memorial Auditorium (Buffalo, N.Y.)
 3 Madison Square Garden (New York)

LEADING SCORERS

Alex Groza (Fr. C)	16.5
Jack Tingle (So. F)	11.5
Jack Parkinson (So. G)	10.4
Wilbur Schu (Jr. F)	8.0
Kenton Campbell (Fr. C)	6.3

1945-46 (28-2, 6-0 SEC)**NIT Champions | SEC Champions | SEC Tournament Champions**

Coach: Adolph Rupp | Captain: Jack Parkinson

Dec. 1	FORT KNOX	59-34	W
Dec. 7	WESTERN ONTARIO	51-42	W
Dec. 8	WESTERN ONTARIO	71-28	W
Dec. 15	CINCINNATI	67-31	W
Dec. 18	ARKANSAS	67-42	W
Dec. 21	OKLAHOMA	43-33	W
Dec. 29	at St. John's	73-59	W
Jan. 1	at Temple	45-53	L
Jan. 5	OHIO	57-48	W
Jan. 7	FORT BENNING	81-25	W
Jan. 12	at Michigan State	55-44	W
Jan. 14	at Xavier	62-36	W
Jan. 19	* at Tennessee	50-32	W
Jan. 21	* at Georgia Tech	68-43	W
Jan. 26	1 Notre Dame	47-56	L
Jan. 28	* GEORGIA TECH	54-26	W
Feb. 5	MICHIGAN STATE	59-51	W
Feb. 4	* at Vanderbilt	59-37	W
Feb. 9	2* Vanderbilt	64-31	W
Feb. 16	* TENNESSEE	54-34	W
Feb. 19	at Ohio	60-52	W
Feb. 23	XAVIER	83-40	W

SEC Tournament (Louisville, Ky.)

Feb. 28	1 Auburn	69-24	W
Mar. 1	1 Florida	69-32	W
Mar. 2	1 Alabama	59-30	W
Mar. 2	1 LSU	59-36	W

Postseason Game (Louisville, Ky.)

Mar. 9	1 Temple	54-43	W
--------	----------	-------	---

NIT (New York)

Mar. 16	3 Arizona	77-53	W
Mar. 18	3 West Virginia	59-51	W
Mar. 20	3 Rhode Island (finals)	46-45	W

1821-1194

- 1 Jefferson County Armory (Louisville, Ky.)
 2 Paducah Tilghman Gym (Paducah, Ky.)
 3 Madison Square Garden (New York)

LEADING SCORERS

Jack Parkinson (6-0 Jr. G)	11.3
Wallace Jones (6-4 Fr. F)	9.7
Ralph Beard (5-10 Fr. G)	9.3
Jack Tingle (6-3 Jr. F)	9.2
Wilbur Schu (6-4 Sr. F)	7.7

1946-47 (34-3, 11-0 SEC)**SEC Champions | SEC Tournament Champions**

Coach: Adolph Rupp | Captain: Ken Rollins

Nov. 28	INDIANA CENTRAL	78-36	W
Nov. 30	* TULANE	64-35	W
Dec. 2	FORT KNOX	68-31	W
Dec. 7	at Cincinnati	80-49	W
Dec. 9	IDAHO	65-35	W
Dec. 12	1 DePaul	65-45	W
Dec. 14	TEXAS A&M	83-18	W
Dec. 16	MIAMI (OHIO)	62-49	W
Dec. 21	2 St. John's	70-50	W

Dec. 23	BAYLOR	75-34	W
Dec. 28	WABASH	96-24	W
Dec. 30	3 Oklahoma State	31-37	L
Jan. 4	OHIO	46-36	W
Jan. 11	Dayton U.	70-29	W
Jan. 13	* at Vanderbilt	82-30	W
Jan. 18	* at Tennessee	54-39	W
Jan. 20	* at Georgia Tech	70-47	W
Jan. 21	* at Georgia	84-45	W
Jan. 25	XAVIER	71-34	W
Jan. 27	MICHIGAN STATE	86-36	W
Feb. 1	1 Notre Dame	60-30	W
Feb. 3	* at Alabama	48-37	W
Feb. 8	at DePaul	47-53	L
Feb. 10	* GEORGIA	81-40	W
Feb. 15	* TENNESSEE	61-46	W
Feb. 17	* ALABAMA	63-33	W
Feb. 19	at Xavier	58-31	W
Feb. 21	* VANDERBILT	84-41	W
Feb. 22	* GEORGIA TECH	83-46	W

SEC Tournament (Louisville, Ky.)

Feb. 27	1 Vanderbilt	98-29	W
Feb. 28	1 Auburn	84-18	W
Mar. 1	1 Georgia Tech	75-53	W
Mar. 1	1 Tulane	55-38	W

Postseason Game (Louisville, Ky.)

Mar. 8	1 Temple	68-29	W
--------	----------	-------	---

NIT (New York)

Mar. 17	2 Long Island	66-62	W
Mar. 19	2 North Carolina State	60-42	W
Mar. 24	2 Utah	45-49	L

2536-1416

- 1 Jefferson County Armory (Louisville, Ky.)
 2 Madison Square Garden (New York)
 3 Sugar Bowl Classic (Municipal Auditorium | New Orleans)

LEADING SCORERS

Ralph Beard (5-10 So. G)	10.9
Alex Groza (6-7 So. C-F)	10.6
Kenneth Rollins (6-0 Jr. G)	8.4
Joe Holland (6-4 Sr. F)	6.2
Wallace Jones (6-4 So. C)	5.9

1947-48 (36-3, 9-0 SEC)**World Champions (Olympic Games) | National Champions |****SEC Champions | SEC Tournament Champions**

Coach: Adolph Rupp | Captain: Kenneth Rollins

Nov. 29	INDIANA CENTRAL	80-41	W
Dec. 1	FORT KNOX	80-41	W
Dec. 5	TULSA	72-18	W
Dec. 6	TULSA	71-22	W
Dec. 10	1 DePaul	74-50	W
Dec. 13	at Cincinnati	67-31	W
Dec. 17	XAVIER	79-37	W
Dec. 20	at Temple	59-60	L
Dec. 23	at St. John's	52-40	W
Jan. 2	1 Creighton	65-23	W
Jan. 3	WESTERN ONTARIO	98-41	W
Jan. 5	at Miami (Ohio)	67-53	W
Jan. 10	at Michigan State	47-45	W
Jan. 12	at Ohio	79-57	W
Jan. 17	* at Tennessee	65-54	W
Jan. 19	* at Georgia Tech	71-56	W
Jan. 20	* at Georgia	88-51	W
Jan. 24	CINCINNATI	70-43	W
Jan. 31	at DePaul	68-51	W
Feb. 2	at Notre Dame	55-64	L
Feb. 5	* at Alabama	41-31	W
Feb. 7	2 Washington, St. Louis	69-39	W
Feb. 9	* at Vanderbilt	82-51	W
Feb. 14	* TENNESSEE	69-42	W
Feb. 16	* ALABAMA	63-33	W
Feb. 20	* VANDERBILT	79-43	W
Feb. 21	* GEORGIA TECH	78-54	W



Feb. 24	1	Temple	58-38	W
Feb. 28		at Xavier	59-37	W
SEC Tournament (Louisville, Ky.)				
Mar. 4	1	Florida	87-31	W
Mar. 5	1	LSU	63-47	W
Mar. 6	1	Tennessee	70-47	W
Mar. 6	1	Georgia Tech (finals)	54-43	W
NCAA Tournament (New York)				
Mar. 18	3	Columbia	76-53	W
Mar. 20	3	Holy Cross	60-52	W
Mar. 23	3	Baylor	58-42	W
Olympic Trials (New York)				
Mar. 27		Louisville	91-57	W
Mar. 29		Baylor	77-59	W
(Championship Collegiate Bracket)				
Mar. 31		PHILLIPS OILERS (AAU CHAMPS)	49-53	L

2690-1730

- Jefferson County Armory (Louisville, Ky.)
- Ellis Auditorium (Memphis, Tenn.)
- Madison Square Garden (New York)

Olympic Team Exhibition Games				
UK vs. Phillips Oilers				
June 30		at Tulsa, Okla.	52-60	L
July 2		at Kansas City, Mo.	70-69	W ZOT
July 7		at Lexington, Ky.	50-56	L
Olympic Games (London, England)				
July 30		Switzerland	86-21	W
Aug. 2		Czechoslovakia	53-28	W
Aug. 3		Argentina	59-57	W
Aug. 4		Egypt	66-28	W
Aug. 6		Peru	61-33	W
Aug. 9		Uruguay	63-28	W
Aug. 11		Mexico	71-40	W
Aug. 13		France	65-21	W
World Champions				

LEADING SCORERS

Alex Groza (6-7 Jr. C) (488 TP in 39 games)	12.5
Ralph Beard (5-10 Jr. G)	12.5
Wallace Jones (6-4 Jr. C-F)	9.3
James Line (6-2 So. F)	6.9
Kenneth Rollins (6-0 Sr. G)	6.6

1948-49 (32-2, 13-0 SEC)

National Champions | SEC Champions | SEC Tournament Champions | Ranked 1st AP | Lost in NIT in attempted "Grand Slam"

Coach: Adolph Rupp

Nov. 29		INDIANA CENTRAL	74-38	W
Dec. 8	1	vs. DePaul	67-36	W
Dec. 10		TULSA	81-27	W
Dec. 13		ARKANSAS	76-39	W
Dec. 16		at Holy Cross	51-48	W
Dec. 18		at St. John's	57-30	W
Dec. 22	1*	vs. Tulane	51-47	W
Dec. 29	2*	vs. Tulane	78-47	W
Dec. 30	2	vs. Saint Louis	40-42	L
Jan. 11	3	vs. Bowling Green	63-61	W
Jan. 15	*	at Tennessee	66-51	W
Jan. 17	*	at Georgia Tech	56-45	W
Jan. 22		at DePaul	2/NR	56-45 W
Jan. 29	1	vs. Notre Dame	2/NR	62-38 W
Jan. 31	*	at Vanderbilt	2/NR	72-50 W
Feb. 2	*	at Alabama	1/NR	56-40 W
Feb. 3	4*	vs. Ole Miss	1/NR	75-45 W
Feb. 5	5	vs. Bradley	1/18	62-52 W
Feb. 8	*	TENNESSEE	1/NR	71-56 W
Feb. 12		XAVIER	1/NR	96-50 W
Feb. 14	*	ALABAMA	1/NR	74-32 W
Feb. 16	*	OLE MISS	1/NR	85-31 W
Feb. 19	*	GEORGIA TECH	1/NR	78-32 W
Feb. 21	*	GEORGIA	1/NR	95-40 W

Feb. 24		at Xavier	1/NR	51-40 W
Feb. 26	*	VANDERBILT	1/NR	70-37 W

SEC Tournament (Louisville, Ky.)				
Mar. 3	1	vs. Florida	1/NR	73-36 W
Mar. 4	1	vs. Auburn	1/NR	70-39 W
Mar. 5	1	vs. Tennessee	1/NR	83-44 W
Mar. 5	1	vs. Tulane	1/7	68-52 W
NIT (New York)				
Mar. 14	6	vs. Loyola, Chicago	1/16	56-67 L
NCAA Eastern Regional (New York)				
Mar. 21	6	vs. Villanova	1/14	85-72 W
Mar. 22	6	vs. Illinois	1/4	76-47 W
NCAA Finals (Seattle)				
Mar. 26	7	vs. Oklahoma State	1/2	46-36 W

2320-1492

- Jefferson County Armory (Louisville, Ky.)
- Sugar Bowl Classic (Municipal Auditorium | New Orleans)
- Cleveland Arena (Cleveland)
- Ellis Auditorium (Memphis, Tenn.)
- Owensboro Sportscenter (Owensboro, Ky.)
- Madison Square Garden (New York)
- Edmundson Pavilion (Seattle)

LEADING SCORERS

Alex Groza (6-7 Sr. C)	20.5
Ralph Beard (5-10 Sr. G)	10.8
Wallace Jones (6-4 Sr. F-C)	8.6
Cliff Barker (6-2 Sr. G-F)	7.3
Dale Barnstable (6-3 Jr. F-G)	6.1

1949-50 (25-5, 11-2 SEC)

SEC Champions | SEC Tournament Champions | Sugar Bowl Champions | Ranked 3rd AP

Coach: Adolph Rupp | Captain: Dale Barnstable

Dec. 3		INDIANA CENTRAL	84-61	W
Dec. 10		WESTERN ONTARIO	90-18	W
Dec. 15		at St. John's	58-69	L
Dec. 21	1	vs. DePaul	49-47	W
Dec. 23		at Purdue	60-54	W
Dec. 29	2	vs. Villanova	57-56	W OT
Dec. 30	2	vs. Bradley (finals)	71-66	W
Jan. 2	3	vs. Arkansas	57-53	W
Jan. 4	4*	vs. Mississippi State	87-55	W
Jan. 9		NORTH CAROLINA	2/NR	83-44 W
Jan. 14	*	at Tennessee	2/NR	53-66 L
Jan. 16	*	at Georgia Tech	2/NR	61-47 W
Jan. 17	*	at Georgia	5/NR	60-71 L
Jan. 21		at DePaul	5/NR	86-53 W
Jan. 23		at Notre Dame	5/NR	51-64 L
Jan. 26		at Xavier	4/NR	58-47 W
Jan. 28	*	GEORGIA	4/NR	88-56 W
Jan. 30	*	at Vanderbilt	4/NR	58-54 W
Feb. 2	*	at Alabama	6/NR	66-64 W
Feb. 4	5*	vs. Ole Miss	6/NR	61-55 W
Feb. 11	*	TENNESSEE	7/NR	79-52 W
Feb. 13	*	ALABAMA	7/NR	77-57 W
Feb. 15	*	OLE MISS	5/NR	90-50 W
Feb. 18	*	GEORGIA TECH	5/NR	97-62 W
Feb. 23		XAVIER	5/NR	58-53 W
Feb. 25	*	VANDERBILT	5/NR	70-66 W

SEC Tournament (Louisville, Ky.)				
Mar. 3	1	vs. Mississippi State	4/NR	56-46 W
Mar. 4	1	vs. Georgia	4/NR	79-63 W
Mar. 4	1	vs. Tennessee	4/NR	95-58 W
NIT (New York)				
Mar. 14	6	vs. CCNY	3/NR	50-89 L

2089-1696

- Jefferson County Armory (Louisville, Ky.)
- Sugar Bowl Classic (Municipal Auditorium | New Orleans)
- Little Rock, Ark.
- Owensboro Sportscenter (Owensboro, Ky.)
- Ellis Auditorium (Memphis, Tenn.)
- Madison Square Garden (New York)



LEADING SCORERS		
Bill Spivey (7-0 So. C)		19.3
Jim Line (6-2 Sr. F)		13.1
Walt Hirsch (6-4 Jr. F)		9.9
Bobby Watson (5-10 So. G)		7.5
Dale Barnstable (6-3 Sr. G)		5.9

MEMORIAL COLISEUM ERA (1950-1975)

1950-51 (32-2, 14-0 SEC)

National Champions | SEC Champions | Ranked 1st AP, 1st UPI
 Coach: Adolph Rupp | Captain: Walt Hirsch

Dec. 1	WEST TEXAS STATE	73-43	W
Dec. 9	PURDUE	70-52	W
Dec. 12	at Xavier	67-56	W
Dec. 14	* FLORIDA	85-37	W
Dec. 16	KANSAS	68-39	W
Dec. 23	at St. John's	1/13 43-37	W
Dec. 29	1 vs. Saint Louis	1/NR 42-43	L OT
Dec. 30	1 vs. Syracuse	1/NR 69-59	W
Jan. 5	* AUBURN	3/NR 79-35	W
Jan. 8	DePAUL	3/NR 63-55	W
Jan. 13	* ALABAMA	3/NR 65-48	W
Jan. 15	NOTRE DAME	3/NR 69-44	W
Jan. 20	* at Tennessee	2/NR 70-45	W
Jan. 22	* at Georgia Tech	2/NR 82-61	W
Jan. 27	* at Vanderbilt	1/NR 74-49	W
Jan. 29	* at Tulane	1/NR 104-68	W
Jan. 31	* at LSU	1/NR 81-59	W
Feb. 2	* at Mississippi State	1/NR 80-60	W
Feb. 3	2* vs. Ole Miss	1/NR 86-39	W
Feb. 9	* GEORGIA TECH	1/NR 75-42	W
Feb. 13	XAVIER	1/NR 78-51	W
Feb. 17	* TENNESSEE	1/NR 86-61	W
Feb. 19	at DePaul	1/NR 60-57	W
Feb. 23	* GEORGIA	1/NR 88-41	W
Feb. 24	* VANDERBILT	1/NR 89-57	W

SEC Tournament (Louisville, Ky.)			
Mar. 1	3 vs. Mississippi State	1/NR 92-70	W
Mar. 2	3 vs. Auburn	1/NR 84-54	W
Mar. 3	3 vs. Georgia Tech	1/NR 82-56	W
Mar. 3	3 vs. Vanderbilt	1/NR 57-61	L

NCAA First Round (Raleigh, N.C.)			
Mar. 13	LOYOLA, CHICAGO	1/NR 97-61	W

NCAA Eastern Regional (New York)			
Mar. 22	5 vs. St. John's	1/9 59-43	W
Mar. 24	5 vs. Illinois	1/5 76-74	W

NCAA National Finals (Minneapolis)			
Mar. 27	6 vs. Kansas State	1/4 68-58	W

- 2540-1783**
- 1 Sugar Bowl Classic (Municipal Auditorium | New Orleans)
 - 2 Owensboro Sportscenter (Owensboro, Ky.)
 - 3 Jefferson County Armory (Louisville, Ky.)
 - 4 Reynolds Coliseum (Raleigh, N.C.)
 - 5 Madison Square Garden (New York)
 - 6 Williams Arena (Minneapolis)

Exhibition Game			
Apr. 27	KY ALL-STARS	92-49	W

Puerto Rico Exhibition Tour			
Aug. 25	San German Ath.	86-38	W
Aug. 26	Ponce Lions	83-43	W
Aug. 27	San Turce	93-40	W
Aug. 29	Univ. of Puerto Rico	91-44	W
Sep. 2	U.S. Navy	52-23	W
(called at half - rain)			
Sep. 3	Puerto Rico	75-46	W

LEADING SCORERS		
Bill Spivey (7-0 Jr. C)		19.2
Shelby Linville (6-5 Jr. F)		10.4
Bobby Watson (5-10 Jr. G)		10.4
Frank Ramsey (6-3 So. G)		10.1

Cliff Hagan (6-4 So. C)		9.2
Walt Hirsch (6-3 Sr. F)		9.1

1951-52 (29-3, 14-0 SEC)

SEC Champions | SEC Tournament Champions | Runner-Up Sugar Bowl | Ranked 1st AP, 1st UPI
 Coach: Adolph Rupp | Captain: Robert Watson

Dec. 8	WASHINGTON & LEE	96-46	W
Dec. 10	at Xavier	1/NR 97-72	W
Dec. 13	at Minnesota	1/NR 57-61	L
Dec. 17	ST. JOHN'S	2/1 81-40	W
Dec. 20	DePAUL	2/NR 98-60	W
Dec. 26	UCLA	1/16 84-53	W
Dec. 28	1 vs. BYU	1/NR 84-64	W
Dec. 29	1 vs. Saint Louis	1/12 60-61	L
Jan. 3	2 vs. Ole Miss	4/NR 116-58	W
Jan. 5	* LSU	4/NR 57-47	W
Jan. 7	XAVIER	4/NR 83-50	W
Jan. 12	* at Florida	3/NR 99-52	W
Jan. 14	3* vs. Georgia	3/NR 95-55	W
Jan. 19	* at Tennessee	3/NR 65-56	W
Jan. 21	* at Georgia Tech	3/NR 96-51	W
Jan. 26	* at Alabama	3/NR 71-67	W
Jan. 28	* at Vanderbilt	3/NR 88-51	W
Jan. 30	* at Auburn	1/NR 88-48	W
Feb. 2	4 vs. Notre Dame	1/NR 71-66	W
Feb. 4	* TULANE	1/NR 103-54	W
Feb. 6	* OLE MISS	1/NR 81-61	W
Feb. 9	* GEORGIA TECH	1/NR 93-42	W
Feb. 11	* MISSISSIPPI STATE	1/NR 110-66	W
Feb. 16	* TENNESSEE	1/NR 95-40	W
Feb. 21	* VANDERBILT	1/NR 75-45	W
Feb. 23	at DePaul	1/NR 63-61	W

SEC Tournament (Louisville, Ky.)			
Feb. 28	3 vs. Georgia Tech	1/NR 80-59	W
Feb. 29	3 vs. Tulane	1/NR 85-61	W
Mar. 1	3 vs. Tennessee	1/NR 81-66	W
Mar. 1	3 vs. LSU	1/NR 44-43	W

NCAA Eastern Regional (Raleigh, N.C.)			
Mar. 21	5 vs. Penn State	1/NR 82-54	W
Mar. 22	5 vs. St. John's	1/10 57-64	L

- 2635-1774**
- 1 Sugar Bowl Classic (Municipal Auditorium | New Orleans)
 - 2 Owensboro Sportscenter (Owensboro, Ky.)
 - 3 Jefferson County Armory (Louisville, Ky.)
 - 4 Chicago Stadium (Chicago)
 - 5 Reynolds Coliseum (Raleigh, N.C.)

LEADING SCORERS		
Cliff Hagan (6-4 Jr. C)		21.6
Frank Ramsey (6-3 Jr. G)		15.9
Bobby Watson (5-10 Sr. G)		13.1
Lou Tsioropoulos (6-5 Jr. F)		7.9
Lucian Whitaker (6-0 Sr. F)		7.8

1952-53 — NO SCHEDULE

Under suspension by NCAA | Intra-Squad Scrimmage Results
 Coach: Adolph Rupp | Co-Captains: Cliff Hagan and Frank Ramsey

Dec. 13	Varsity	76	Freshman	45
Jan. 19	Ramsey's	71	Hagan's	50
Feb. 4	Hagan's	68	Ramsey's	55
Feb. 28	Blues	49	Whites	47
		264		197

1953-54 (25-0, 14-0 SEC)

SEC Champions | UKIT Champions | Ranked 1st AP, 2nd UPI | Declined NCAA Berth
 Coach: Adolph Rupp | Co-Captains: Cliff Hagan and Frank Ramsey

Dec. 5	TEMPLE	86-59	W
Dec. 12	at Xavier	2/NR 81-66	W
Dec. 14	WAKE FOREST	2/NR 101-69	W
Dec. 18	at Saint Louis	2/NR 71-59	W
Dec. 21	1 DUKE	2/13 85-69	W



ALL-TIME RESULTS

Dec. 22	1	LASALLE	2/16	73-60	W
Dec. 28		MINNESOTA	2/8	74-59	W
Jan. 4		XAVIER	1/NR	77-71	W
Jan. 9	*	GEORGIA TECH	1/NR	105-53	W
Jan. 11		DePAUL	1/NR	81-63	W
Jan. 16	*	TULANE	1/NR	94-43	W
Jan. 23	*	at Tennessee	1/NR	97-71	W
Jan. 30	*	at Vanderbilt	1/NR	85-63	W
Feb. 2	2*	vs. Georgia Tech	1/NR	99-48	W
Feb. 4	*	GEORGIA	1/NR	106-55	W
Feb. 6	3*	vs. Georgia	1/NR	100-68	W
Feb. 8	*	at Florida	1/NR	97-55	W
Feb. 13	*	OLE MISS	1/NR	88-62	W
Feb. 15	*	MISSISSIPPI STATE	1/NR	81-49	W
Feb. 18	*	TENNESSEE	2/NR	90-63	W
Feb. 20		at DePaul	2/NR	76-61	W
Feb. 22	*	VANDERBILT	2/NR	100-64	W
Feb. 27	4*	vs. Auburn	2/NR	109-79	W
Mar. 1	*	at Alabama	2/NR	68-43	W
Mar. 9	5	vs. LSU	1/8	63-56	W

2187-1508

- 1 UK Invitation Tournament (Lexington, Ky.)
- 2 Jefferson County Armory (Louisville, Ky.)
- 3 Owensboro Sportscenter (Owensboro, Ky.)
- 4 Garrett Coliseum (Montgomery, Ala.)
- 5 SEC Playoff (Memorial Gym | Nashville, Tenn.) Kentucky and LSU tied for league title due to a schedule disagreement. Kentucky won but declined NCAA bid.

LEADING SCORERS

Cliff Hagan (6-4 Sr. C)	24.0
Frank Ramsey (6-3 Sr. G)	19.6
Lou Tsiropoulos (6-5 Sr. F)	14.5
Billy Evans (6-1 Jr. G)	8.4
Gayle Rose (6-0 Jr. G)	6.7

1954-55 (23-3, 12-2 SEC)

SEC Champions | UKIT Champions | Ranked 2nd AP, 2nd UPI

Coach: Adolph Rupp | Captain: Bill Evans

Dec. 4		LSU		74-58	W
Dec. 11		at Xavier	2/NR	73-69	W
Dec. 18		TEMPLE	2/NR	79-61	W
Dec. 21	1	UTAH	1/2	70-65	W
Dec. 22	1	LASALLE	1/4	63-54	W
Dec. 30		SAINT LOUIS	1/NR	82-65	W
Jan. 1		at Temple	1/NR	101-69	W
Jan. 8	*	GEORGIA TECH	1/NR	58-59	L
Jan. 10		DePAUL	1/NR	92-59	W
Jan. 15	*	at Tulane	1/NR	58-44	W
Jan. 17	*	at LSU	1/NR	64-62	W
Jan. 22	*	at Tennessee	1/NR	84-66	W
Jan. 29	*	at Vanderbilt	1/18	75-71	W
Jan. 31	*	at Georgia Tech	1/NR	59-65	L
Feb. 3	*	FLORIDA	1/NR	87-63	W
Feb. 5	2*	vs. Ole Miss	1/NR	84-66	W
Feb. 7	*	at Mississippi State	1/NR	61-56	W
Feb. 9	*	GEORGIA	2/NR	86-40	W
Feb. 14		XAVIER	2/NR	66-55	W
Feb. 19		at DePaul	2/NR	76-72	W
Feb. 21	*	VANDERBILT	2/20	77-59	W
Feb. 26	*	AUBURN	2/NR	93-59	W
Feb. 28	*	ALABAMA	2/12	66-52	W
Mar. 5	*	TENNESSEE	2/NR	104-61	W

NCAA Eastern Regional (Evanston, Ill.)

Mar. 11	3	vs. Marquette	2/8	71-79	L
Mar. 12	3	vs. Penn State (consolation)	2/NR	84-59	W

1987-1588

- 1 UK Invitation Tournament (Lexington, Ky.)
- 2 Ellis Auditorium (Memphis, Tenn.)
- 3 McGaw Memorial Hall (Evanston, Ill.)

LEADING SCORERS

Bob Burrow (6-7 Jr. C)	19.0
Billy Evans (6-1 Jr. F)	13.9

Phil Grawemeyer (6-7 Jr. F)	13.0
Jerry Bird (6-6 Jr. F)	10.7
Gayle Rose (6-0 Sr. G)	7.4

1955-56 (20-6, 12-2 SEC)

UKIT Runner-Up | Ranked 9th AP, 12th UPI

Coach: Adolph Rupp | Captain: Phil Grawemeyer

Dec. 3		at LSU		62-52	W
Dec. 10		TEMPLE	2/NR	61-73	L
Dec. 12		DePAUL	2/NR	71-69	W
Dec. 15		at Maryland	12/NR	62-61	W
Dec. 17		IDAHO	12/NR	91-49	W
Dec. 20	1	MINNESOTA	9/NR	72-65	W
Dec. 21	1	DAYTON	9/4	74-89	L
Dec. 28		at Saint Louis	13/NR	101-80	W
Jan. 7	*	GEORGIA TECH	6/NR	104-51	W
Jan. 12	*	TULANE	5/NR	85-63	W
Jan. 14	*	LSU	5/NR	107-65	W
Jan. 21	*	at Tennessee	4/NR	95-68	W
Jan. 28	*	at Vanderbilt	3/7	73-81	L
Jan. 30	*	at Georgia Tech	3/NR	84-62	W
Feb. 1		DUKE	8/10	81-76	W
Feb. 4	2*	vs. Auburn	8/NR	82-81	W
Feb. 6	*	at Florida	8/NR	81-70	W
Feb. 11	*	OLE MISS	7/NR	88-49	W
Feb. 13	*	MISSISSIPPI STATE	7/NR	86-65	W
Feb. 18		at DePaul	7/NR	79-81	L
Feb. 20	*	VANDERBILT	7/6	76-55	W
Feb. 25	2*	vs. Alabama	8/7	77-101	L
Feb. 27	3*	vs. Georgia	8/NR	143-66	W
Mar. 3	*	TENNESSEE	12/NR	101-77	W

NCAA Eastern Regional (Iowa City, Iowa)

Mar. 16	3	vs. Wayne	9/NR	84-64	W
Mar. 17	3	at Iowa	9/4	77-89	L

2197-1802

- 1 UK Invitation Tournament (Lexington, Ky.)
- 2 Garrett Coliseum (Montgomery, Ala.)
- 3 Jefferson County Armory (Louisville, Ky.)
- 3 Iowa Fieldhouse (Iowa City, Iowa)

LEADING SCORERS

Bob Burrow (6-7 Sr. C)	21.1
Jerry Bird (6-6 Sr. F)	16.2
Vernon Hatton (6-3 So. G)	13.3
Gerry Calvert (5-11 Jr. G)	11.2
Phil Grawemeyer (6-7 Sr. F)	8.4

1956-57 (23-5, 12-2 SEC)

SEC Champions | UKIT Champions | Sugar Bowl Champions |

Ranked 3rd AP, 3rd UPI

Coach: Adolph Rupp

Honorary Co-Captains: Ed Beck and Gerry Calvert

Dec. 1		WASHINGTON & LEE		94-66	W
Dec. 3		MIAMI, FLA.		114-75	W
Dec. 8		at Temple		73-58	W
Dec. 10		SAINT LOUIS		70-71	L
Dec. 15		MARYLAND	3/NR	76-55	W
Dec. 18		at Duke	7/13	84-85	L
Dec. 21	1	SMU	7/4	73-67	W
Dec. 22	1	ILLINOIS	7/5	91-70	W
Dec. 28	2	vs. Virginia Tech	3/NR	56-55	W
Dec. 29	2	vs. Houston	3/NR	111-76	W
Jan. 5	*	GEORGIA TECH	3/NR	95-72	W
Jan. 7	*	LOYOLA, CHICAGO	3/NR	81-62	W
Jan. 12	*	at LSU	3/NR	51-46	W
Jan. 14	*	at Tulane	3/NR	60-68	L
Jan. 19	*	at Tennessee	4/NR	97-72	W
Jan. 26	*	at Vanderbilt	5/13	91-83	W
Jan. 28	*	at Georgia Tech	5/NR	76-65	W
Jan. 30	*	GEORGIA	4/NR	84-53	W
Feb. 2	*	FLORIDA	4/NR	88-61	W
Feb. 8	3*	vs. Ole Miss	3/NR	75-69	W
Feb. 11	*	at Mississippi State	3/NR	81-89	L
Feb. 15		at Loyola, Chicago	3/NR	115-65	W



Feb. 18	*	VANDERBILT	3/18	80-78	W
Feb. 23	*	ALABAMA	3/NR	79-60	W
Feb. 25	*	AUBURN	3/NR	103-85	W
Mar. 2	*	TENNESSEE	3/NR	93-75	W

NCAA Midwest Regional (Lexington, Ky.)					
Mar. 15		PITTSBURGH	3/NR	98-92	W
Mar. 16		MICHIGAN STATE	3/11	68-80	L

2357-1953

- 1 UK Invitation Tournament (Lexington, Ky.)
- 2 Sugar Bowl Classic (Loyola Fieldhouse | New Orleans)
- 3 Ellis Auditorium (Memphis, Tenn.)

LEADING SCORERS

Johnny Cox (6-4 So. F)	19.4
Gerry Calvert (5-11 Sr. G)	15.2
Vernon Hatton (6-3 Jr. G)	14.8
John Crigler (6-3 Jr. F)	10.3
Ed Beck (6-7 Jr. C)	9.5

1957-58 (23-6, 12-2 SEC)

National Champions | SEC Champions | Ranked 9th AP, 14th UPI

Coach: Adolph Rupp | Honorary Captain: Ed Beck

Dec. 2		DUKE		78-74	W
Dec. 4		at Ohio State		61-54	W
Dec. 7		TEMPLE		85-83	W 3OT
Dec. 9		at Maryland		62-71	L
Dec. 14		at Saint Louis	3/9	73-60	W
Dec. 16		at SMU	3/NR	64-65	L
Dec. 20	1	WEST VIRGINIA	5/8	70-77	L
Dec. 21	1	MINNESOTA	5/10	78-58	W
Dec. 23		UTAH STATE	5/NR	92-64	W
Dec. 30		LOYOLA, CHICAGO	9/NR	75-42	W
Jan. 4	*	GEORGIA TECH	10/NR	76-60	W
Jan. 6	*	at Vanderbilt	10/NR	86-81	W
Jan. 11	*	LSU	9/NR	97-52	W
Jan. 13	*	TULANE	9/NR	86-50	W
Jan. 18	*	TENNESSEE	9/13	77-68	W
Jan. 27	*	at Georgia Tech	9/NR	52-71	L
Jan. 29	2*	vs. Georgia	8/NR	74-55	W
Jan. 31	*	at Florida	8/NR	78-56	W
Feb. 8	*	OLE MISS	12/NR	96-65	W
Feb. 10	*	MISSISSIPPI STATE	12/17	72-62	W
Feb. 15		at Loyola, Chicago	12/NR	56-57	L
Feb. 17	*	VANDERBILT	12/NR	65-61	W
Feb. 22	3*	vs. Alabama	13/NR	45-43	W OT
Feb. 24	4*	vs. Auburn	13/NR	63-64	L
Mar. 1	*	at Tennessee	12/NR	77-66	W

NCAA Midwest Regional (Lexington, Ky.)					
Mar. 14		MIAMI (OHIO)	9/NR	94-70	W
Mar. 15		NOTRE DAME	9/8	89-56	W

NCAA Final Four (Louisville, Ky.)					
Mar. 21	5	vs. Temple	9/5	61-60	W
Mar. 22	5	vs. Seattle	9/18	84-72	W

2166-1817

- 1 UK Invitation Tournament (Lexington, Ky.)
- 2 Alexander Memorial Coliseum (Atlanta)
- 3 Garrett Coliseum (Montgomery, Ala.)
- 4 Birmingham City Auditorium (Birmingham, Ala.)
- 5 Freedom Hall (Birmingham, Ala.)

LEADING SCORERS

Vernon Hatton (6-3 Sr. G)	17.1
Johnny Cox (6-4 Jr. F)	14.9
John Crigler (6-3 Sr. F)	13.6
Adrian Smith (6-0 Sr. G)	12.4
Ed Beck (6-7 Sr. C)	5.6

1958-59 (24-3, 12-2 SEC)

UKIT Champions | Ranked 2nd in Polls

Coach: Adolph Rupp | Honorary Captain: Johnny Cox

Dec. 1		FLORIDA STATE		91-68	W
Dec. 6		at Temple		76-71	W
Dec. 8		at Duke		78-64	W
Dec. 11		SMU	2/18	72-60	W
Dec. 13		SAINT LOUIS	2/9	76-57	W

Dec. 15		MARYLAND	2/NR	58-56	W OT
Dec. 19	1	OHIO STATE	2/NR	95-76	W
Dec. 20	1	WEST VIRGINIA	2/7	97-91	W
Dec. 29		NAVY	1/NR	82-69	W
Dec. 30	2	vs. Illinois	1/NR	76-75	W
Jan. 3	*	GEORGIA TECH	1/NR	72-62	W
Jan. 6	*	at Vanderbilt	1/NR	66-75	L
Jan. 10	*	at LSU	1/NR	76-61	W
Jan. 12	*	at Tulane	1/NR	85-68	W
Jan. 17	*	TENNESSEE	2/NR	79-58	W
Jan. 26	*	at Georgia Tech	1/NR	94-70	W
Jan. 29	*	GEORGIA	1/NR	108-55	W
Jan. 31	*	FLORIDA	1/NR	94-51	W
Feb. 7	3*	vs. Ole Miss	1/NR	97-72	W
Feb. 9	*	at Mississippi State	1/11	58-66	L
Feb. 14	4	vs. Notre Dame	1/NR	71-52	W
Feb. 18	*	VANDERBILT	3/NR	83-71	W
Feb. 21	*	AUBURN	3/2	75-56	W
Feb. 23	*	ALABAMA	3/NR	39-32	W
Feb. 28	*	at Tennessee	1/NR	69-56	W

NCAA Midwest Regional (Evanston, Ill.)					
Mar. 13	5	vs. Louisville	2/NR	61-76	L
Mar. 14	5	vs. Marquette (consolation)	2/20	98-69	W

2126-1737

- 1 UK Invitation Tournament (Lexington, Ky.)
- 2 Freedom Hall (Louisville, Ky.)
- 3 Municipal Auditorium (Jackson, Miss.)
- 4 Chicago Stadium (Chicago)
- 5 McGaw Memorial Hall (Evanston, Ill.)

LEADING SCORERS

Johnny Cox (6-4 Sr. F)	17.9
Billy Ray Lickert (6-3 So. G)	13.5
Bennie Coffman (6-0 Jr. G)	10.7
Don Mills (6-6 Jr. C)	10.5
Sid Cohen (6-1 Jr. G)	8.1
Dickie Parsons (5-10 So. G)	8.0

1959-60 (18-7, 10-4 SEC)

UKIT Runner Up

Coach: Adolph Rupp | Co-Captains: Bill Lickert and Don Mills

Dec. 1		NORTHERN COLORADO		106-73	W
Dec. 4		UCLA		68-66	W
Dec. 5		at Southern Cal		73-87	L
Dec. 12		at Saint Louis		61-73	L
Dec. 14		at Kansas		77-72	W OT
Dec. 18	1	NORTH CAROLINA		76-70	W
Dec. 19	1	WEST VIRGINIA		70-79	L
Dec. 22	2	vs. Temple	13/NR	97-92	W
Dec. 28		OHIO STATE	13/3	96-93	W
Jan. 2	*	GEORGIA TECH	13/10	54-62	L
Jan. 5	*	at Vanderbilt	NR/NR	76-59	W
Jan. 9	*	LSU	NR/NR	77-45	W
Jan. 11	*	TULANE	NR/NR	68-42	W
Jan. 16	*	at Tennessee	17/NR	78-68	W
Jan. 25	*	at Georgia Tech	16/6	44-65	L
Jan. 27	3*	vs. Georgia	15/NR	84-60	W
Jan. 29	*	at Florida	15/NR	75-62	W
Feb. 6	*	OLE MISS	NR/NR	61-43	W
Feb. 8	*	MISSISSIPPI STATE	NR/NR	90-59	W
Feb. 13		NOTRE DAME	NR/NR	68-65	W
Feb. 16	*	VANDERBILT	NR/NR	68-60	W
Feb. 20	*	at Auburn	NR/17	60-61	L
Feb. 22	4*	vs. Alabama	NR/NR	75-55	W
Feb. 27	*	TENNESSEE	NR/NR	63-65	L
Mar. 5		PITTSBURGH	NR/NR	73-66	W

1838-1642

- 1 UK Invitation Tournament (Lexington, Ky.)
- 2 Freedom Hall (Louisville, Ky.)
- 3 Municipal Coliseum (Columbus, Ga.)
- 4 Garrett Coliseum (Montgomery, Ala.)

LEADING SCORERS

Billy Ray Lickert (6-3 Jr. F-G)	14.4
---------------------------------	------



Don Mills (6-6 Sr. C-F)	12.7
Sid Cohen (6-1 Sr. G)	10.7
Bennie Coffman (6-0 Sr. G)	10.2
Ned Jennings (6-9 Jr. C)	8.8

1960-61 (19-9, 10-4 SEC)**UKIT Runner-Up | Ranked 18th UPI**

Coach: Adolph Rupp | Captain: Dick Parsons

Dec. 1	VMI	72-56	W
Dec. 3	FLORIDA STATE	58-63	L
Dec. 7	1 vs. Notre Dame	68-62	W
Dec. 13	2 vs. North Carolina	20/5 70-65	W
Dec. 17	at Temple	20/NR 58-66	L
Dec. 21	3 ILLINOIS	NR/NR 83-78	W
Dec. 22	3 SAINT LOUIS	NR/16 72-74	L OT
Dec. 31	MISSOURI	19/NR 81-69	W
Jan. 2	MIAMI (OHIO)	19/NR 70-58	W
Jan. 7	* GEORGIA TECH	NR/NR 89-79	W
Jan. 9	* at Vanderbilt	NR/NR 62-64	L
Jan. 13	* at LSU	NR/NR 59-73	L
Jan. 14	* at Tulane	NR/NR 70-72	L
Jan. 21	* TENNESSEE	NR/NR 83-54	W
Jan. 30	* at Georgia Tech	NR/NR 60-62	L
Feb. 4	* FLORIDA	NR/NR 89-68	W
Feb. 7	* GEORGIA	NR/NR 74-67	W
Feb. 11	4* vs. Ole Miss	NR/NR 74-60	W
Feb. 13	* at Mississippi State	NR/NR 68-62	W
Feb. 17	UCLA	NR/NR 77-76	W
Feb. 21	* VANDERBILT	NR/NR 60-59	W
Feb. 25	* ALABAMA	NR/NR 80-53	W
Feb. 27	* AUBURN	NR/NR 77-51	W
Mar. 4	* at Tennessee	NR/NR 68-61	W
Mar. 9	5 vs. Vanderbilt	NR/NR 88-67	W
Mar. 11	6 vs. Marquette	NR/NR 72-88	L

NCAA Midwest Regional (Louisville, Ky.)

Mar. 17	1 Morehead State	NR/NR 71-64	W
Mar. 18	1 Ohio State	NR/1 74-87	L

2027-1858

- Freedom Hall (Louisville, Ky.)
- Greensboro Coliseum (Greensboro, N.C.)
- UK Invitation Tournament (Lexington, Ky.)
- Municipal Auditorium (Jackson, Miss.)
- SEC Playoff (Knoxville, Tenn.) To determine SEC representative in NCAA Tournament after champion Mississippi State declined bid.
- Chicago Stadium (Chicago)

LEADING SCORERS

Billy Ray Lickert (6-3 Sr. F-G)	16.0
Roger Newman (6-4 Sr. F-G)	14.1
Larry Pursiful (6-1 Jr. G)	13.4
Ned Jennings (6-9 Sr. C)	11.5
Carroll Burchett (6-4 Jr. F-C)	5.1

1961-62 (23-3, 13-1 SEC)**SEC Co-Champions | UKIT Champions | Ranked 3rd AP, 3rd UPI**

Coach: Adolph Rupp | Captain: Larry Pursiful

Dec. 2	MIAMI (OHIO)	NR/NR 93-61	W
Dec. 4	SOUTHERN CAL	NR/4 77-79	L
Dec. 11	SAINT LOUIS	NR/NR 86-77	W
Dec. 16	BAYLOR	NR/NR 94-60	W
Dec. 18	TEMPLE	NR/NR 78-55	W
Dec. 22	1 TENNESSEE	NR/NR 96-69	W
Dec. 23	1 KANSAS STATE	NR/4 80-67	W
Dec. 27	YALE	6/NR 79-58	W
Dec. 30	2 vs. Notre Dame	6/NR 100-53	W
Jan. 2	VIRGINIA	3/NR 93-73	W
Jan. 6	* GEORGIA TECH	3/NR 89-70	W
Jan. 8	* at Vanderbilt	3/NR 77-68	W
Jan. 12	* LSU	3/NR 84-63	W
Jan. 15	* at Tennessee	3/NR 95-82	W
Jan. 29	* at Georgia Tech	2/NR 71-62	W
Jan. 31	3* vs. Georgia	2/NR 86-59	W
Feb. 2	* at Florida	2/NR 81-69	W
Feb. 10	* OLE MISS	2/NR 83-60	W

Feb. 12	* MISSISSIPPI STATE	2/9 44-49	L
Feb. 19	* VANDERBILT	2/NR 87-80	W
Feb. 24	* at Alabama	3/NR 73-65	W
Feb. 26	* at Auburn	3/NR 63-60	W
Mar. 5	* TULANE	4/NR 97-72	W
Mar. 10	* TENNESSEE	4/NR 90-59	W

NCAA Midwest Regional (Iowa City, Iowa)

Mar. 16	4 vs. Butler	3/NR 81-60	W
Mar. 17	4 vs. Ohio State	3/1 64-74	L

2141-1704

- UK Invitation Tournament (Lexington, Ky.)
- Freedom Hall (Louisville, Ky.)
- Alexander Memorial Coliseum (Atlanta)
- Iowa Fieldhouse (Iowa City, Iowa)

LEADING SCORERS

Cotton Nash (6-5 So. C-F)	23.4
Larry Pursiful (6-1 Sr. G)	19.1
Carroll Burchett (6-4 Sr. C-F)	11.2
Scotty Baesler (6-0 Jr. G)	10.9
Roy Roberts (6-4 Jr. F)	7.0

1962-63 (16-9, 8-6 SEC)**UKIT Champions**

Coach: Adolph Rupp | Captain: Scotty Baesler

Dec. 1	VIRGINIA TECH	3/NR 77-80	L
Dec. 8	at Temple	9/NR 56-52	W
Dec. 12	FLORIDA STATE	NR/NR 83-54	W
Dec. 15	NORTHWESTERN	NR/NR 71-60	W
Dec. 17	NORTH CAROLINA	NR/NR 66-68	L
Dec. 21	1 IOWA	9/NR 94-69	W
Dec. 22	1 WEST VIRGINIA	9/7 79-75	W
Dec. 27	DARTMOUTH	5/NR 95-49	W
Dec. 29	2 vs. Notre Dame	5/NR 78-70	W
Dec. 31	at Saint Louis	5/NR 63-87	L
Jan. 5	* GEORGIA TECH	6/NR 85-86	L OT
Jan. 7	* at Vanderbilt	6/NR 106-82	W
Jan. 11	* at LSU	NR/NR 63-56	W
Jan. 12	* at Tulane	NR/NR 81-72	W
Jan. 19	* TENNESSEE	NR/NR 69-78	L OT
Jan. 26	XAVIER	NR/NR 90-76	W
Jan. 28	* at Georgia Tech	NR/7 62-66	L
Jan. 31	* GEORGIA	NR/NR 74-67	W
Feb. 2	* FLORIDA	NR/NR 94-71	W
Feb. 9	3* vs. Ole Miss	NR/NR 75-69	W
Feb. 11	* at Mississippi State	NR/8 52-56	L
Feb. 18	* VANDERBILT	NR/NR 67-69	L
Feb. 23	* AUBURN	NR/9 78-59	W
Feb. 25	* ALABAMA	NR/NR 80-63	W
Mar. 2	* at Tennessee	NR/NR 55-63	L

1893-1697

- UK Invitation Tournament (Lexington, Ky.)
- Freedom Hall (Louisville, Ky.)
- Municipal Auditorium (Jackson, Miss.)

LEADING SCORERS

Cotton Nash (6-5 Jr. F-C)	20.6
*Charles Ishmael (6-5 Jr. G)	11.1
Ted Deeken (6-3 Jr. F)	9.8
Scotty Baesler (6-0 Sr. G)	9.7
Roy Roberts (6-4 Sr. F)	9.0
*Ineligible second semester	

1963-64 (21-6, 11-3 SEC)**SEC Champions | UKIT Champions | Sugar Bowl Champions | Ranked 4th AP, 3rd UPI**

Coach: Adolph Rupp | Co-Captains: Cotton Nash and Ted Deeken

Nov. 30	VIRGINIA	9/NR 75-64	W
Dec. 2	TEXAS TECH	9/NR 107-91	W
Dec. 7	at Northwestern	9/NR 95-63	W
Dec. 9	NORTH CAROLINA	9/NR 100-80	W
Dec. 14	BAYLOR	5/NR 101-65	W
Dec. 20	1 WISCONSIN	2/NR 108-85	W
Dec. 21	1 WAKE FOREST (finals)	2/NR 98-75	W
Dec. 28	2 vs. Notre Dame	2/NR 101-81	W



Dec. 30	3	at Loyola, La.	2/NR	86-64	W
Dec. 31	3	vs. Duke	1/9	81-79	W
Jan. 4	*	at Georgia Tech	1/NR	67-76	L
Jan. 6	*	at Vanderbilt	1/6	83-85	L
Jan. 10	*	LSU	2/NR	103-84	W
Jan. 11	*	TULANE	2/NR	105-63	W
Jan. 18	*	TENNESSEE	4/NR	66-57	W
Jan. 25	*	GEORGIA TECH	5/NR	79-62	W
Feb. 1	*	at Florida	4/NR	77-72	W
Feb. 3	*	at Georgia	4/NR	103-83	W
Feb. 8	*	OLE MISS	3/NR	102-59	W
Feb. 10	*	MISSISSIPPI STATE	3/NR	65-59	W
Feb. 17	*	VANDERBILT	3/7	104-73	W
Feb. 23	4*	vs. Auburn	3/NR	99-79	W
Feb. 24	*	at Alabama	3/NR	59-65	L
Feb. 29	*	at Tennessee	2/NR	42-38	W
Mar. 2	*	SAINT LOUIS	2/NR	60-67	L

NCAA Midwest Regional (Minneapolis)					
Mar. 13	5	vs. Ohio University	4/NR	69-85	L
Mar. 14	5	vs. Loyola, Chi. (consolation)	4/8	91-100	L

2326-1954

- 1 UK Invitation Tournament (Lexington, Ky.)
- 2 Freedom Hall (Louisville, Ky.)
- 3 Sugar Bowl Classic (New Orleans)
- 4 Garrett Coliseum (Montgomery, Ala.)
- 5 Williams Arena (Minneapolis)

LEADING SCORERS					
Cotton Nash (6-5 Sr. C-F)				24.0	
Ted Deeken (6-3 Sr. F)				18.5	
Larry Conley (6-3 So. F-C)				12.2	
Terry Mobley (6-2 Jr. G)				9.4	
Randy Embry (5-11 Jr. G)				7.2	

1964-65 (15-10, 10-6 SEC)

UKIT Runner Up					
Coach: Adolph Rupp Captain: Randy Embry					

Dec. 4		IOWA	11/NR	85-77	W
Dec. 7	1	vs. North Carolina	11/13	67-82	L
Dec. 9		IOWA STATE	9/NR	100-74	W
Dec. 12		SYRACUSE	9/NR	110-77	W
Dec. 18	2	WEST VIRGINIA	8/NR	102-78	W
Dec. 19	2	ILLINOIS	2/7	86-91	L
Dec. 22		at Saint Louis	NR/9	75-80	L OT
Dec. 29	3	vs. Notre Dame	NR/NR	97-111	L
Jan. 2		DARTMOUTH	NR/NR	107-67	W
Jan. 5	*	VANDERBILT	NR/NR	79-97	L
Jan. 9	*	at LSU	NR/NR	79-66	W
Jan. 11	*	at Tulane	NR/NR	102-72	W
Jan. 16	*	at Tennessee	NR/NR	58-77	L
Jan. 18	*	AUBURN	NR/NR	73-67	W
Jan. 23	*	at Florida	NR/NR	68-84	L
Jan. 25	*	at Georgia	NR/NR	102-82	W
Jan. 30	*	FLORIDA	NR/NR	78-61	W
Feb. 1	*	GEORGIA	NR/NR	96-64	W
Feb. 6	*	OLE MISS	NR/NR	102-65	W
Feb. 8	*	MISSISSIPPI STATE	NR/NR	74-56	W
Feb. 16	*	at Vanderbilt	NR/NR	90-91	L
Feb. 20	*	at Auburn	NR/NR	69-88	L
Feb. 22	*	at Alabama	NR/NR	71-75	L
Feb. 27	*	TENNESSEE	NR/NR	61-60	W
Mar. 1	*	ALABAMA	NR/NR	78-72	W

- 1 Charlotte Coliseum (Charlotte, N.C.)
- 2 UK Invitation Tournament (Lexington, Ky.)
- 3 Freedom Hall (Louisville, Ky.)

LEADING SCORERS					
Louie Dampier (6-0 So. G)				17.0	
Pat Riley (6-4 So. F)				15.0	
Tommy Kron (6-5 Jr. G-F)				12.3	
John Adams (6-7 Sr. C)				11.8	
Larry Conley (6-3 Jr. F)				11.6	

2109-1914

1965-66 (27-2, 15-1 SEC)

National Runner-Up SEC Champions UKIT Champions Ranked 1st in Polls					
Coach: Adolph Rupp Honorary Captain:					

Dec. 1		HARDIN-SIMMONS	NR/NR	83-55	W
Dec. 4		at Virginia	NR/NR	99-73	W
Dec. 8		at Illinois	NR/NR	86-68	W
Dec. 11		NORTHWESTERN	NR/NR	86-75	W
Dec. 17	1	AIR FORCE	NR/NR	78-58	W
Dec. 18	1	INDIANA (finals)	NR/NR	91-56	W
Dec. 22		at Texas Tech	10/NR	89-73	W
Dec. 29	2	vs. Notre Dame	5/NR	103-69	W
Jan. 3		SAINT LOUIS	5/NR	80-70	W
Jan. 8	*	at Florida	2/NR	78-64	W
Jan. 10	*	at Georgia	2/NR	69-65	W 2OT
Jan. 15	*	VANDERBILT	2/3	96-83	W
Jan. 24	*	LSU	2/NR	111-85	W
Jan. 29	*	AUBURN	2/NR	115-78	W
Jan. 31	*	ALABAMA	2/NR	82-62	W
Feb. 2	*	at Vanderbilt	2/3	105-90	W
Feb. 5	*	GEORGIA	2/NR	74-50	W
Feb. 7	*	FLORIDA	2/NR	85-75	W
Feb. 12	*	at Auburn	1/NR	77-64	W
Feb. 14	*	at Alabama	1/NR	90-67	W
Feb. 19	*	at Mississippi State	1/NR	73-69	W
Feb. 21	*	at Ole Miss	1/NR	108-65	W
Feb. 26	*	TENNESSEE	1/NR	78-64	W
Mar. 5	*	at Tennessee	1/NR	62-69	L
Mar. 7	*	TULANE	1/NR	103-74	W

NCAA Midwest Regional (Iowa City, Iowa)					
Mar. 11	3	vs. Dayton#	1/NR	86-79	W
Mar. 12	3	vs. Michigan	1/9	84-77	W

NCAA Final Four (College Park, Md.)					
Mar. 18	4	vs. Duke	1/2	83-79	W
Mar. 19	4	vs. UTEP	1/3	65-72	L

2519-2028

- 1 UK Invitation Tournament (Lexington, Ky.)
 - 2 Freedom Hall (Louisville, Ky.)
 - 3 Iowa Fieldhouse (Iowa City, Iowa)
 - 4 Cole Field House (College Park, Md.)
- # Rupp wins his 747th game to pass Phog Allen of Kansas

LEADING SCORERS					
Pat Riley (6-4 Jr. F)				22.0	
Louie Dampier (6-0 Jr. G)				21.1	
Thad Jaracz (6-5 So. C)				13.2	
Larry Conley (6-3 Sr. F)				11.5	
Tommy Kron (6-5 Sr. G)				10.2	

International Universities Tournament (Tel Aviv, Israel) (Not counted in won-loss record)					
Aug. 3		Warsaw University		67-58	W
Aug. 4		Cambridge University		104-45	W
Aug. 6		Salonika University		91-60	W
Aug. 10		Istanbul University		82-36	W
Aug. 11		Warsaw University		87-57	W

1966-67 (13-13, 8-10 SEC)

UKIT Champions					
Coach: Adolph Rupp					

Dec. 3		VIRGINIA	3/NR	104-84	W
Dec. 5		ILLINOIS	3/NR	97-98	L OT
Dec. 10		at Northwestern	3/NR	118-116	W
Dec. 13		NORTH CAROLINA	4/6	55-64	L
Dec. 17	*	FLORIDA	4/NR	75-78	L
Dec. 22	1	OREGON STATE	NR/NR	96-66	W
Dec. 23	1	KANSAS STATE	NR/NR	83-79	W
Dec. 28		CORNELL	NR/NR	77-92	L
Dec. 31	2	vs. Notre Dame	NR/NR	96-85	W
Jan. 5	*	VANDERBILT	NR/NR	89-91	L OT
Jan. 14	*	at Florida	NR/10	72-89	L
Jan. 16	*	at Georgia	NR/NR	40-49	L
Jan. 21	*	AUBURN	NR/NR	60-58	W
Jan. 23	*	TENNESSEE	NR/NR	50-52	L 2OT



ALL-TIME RESULTS

Jan. 28	*	LSU	NR/NR	102-72	W
Jan. 30	*	OLE MISS	NR/NR	96-53	W
Feb. 4	*	at LSU	NR/NR	105-84	W
Feb. 6	*	at Ole Miss	NR/NR	79-70	W
Feb. 11	*	MISSISSIPPI STATE	NR/NR	72-77	L OT
Feb. 13	*	at Tennessee	NR/NR	57-76	L
Feb. 18	*	at Mississippi State#	NR/NR	103-74	W
Feb. 20	*	GEORGIA	NR/NR	101-76	W
Feb. 25	*	at Alabama	NR/NR	71-81	L
Feb. 27	*	at Auburn	NR/NR	49-60	L
Mar. 4	*	at Vanderbilt	NR/NR	94-110	L
Mar. 6	*	ALABAMA	NR/NR	110-78	W

2151-2012

1 UK Invitation Tournament (Lexington, Ky.)

2 Freedom Hall (Louisville, Ky.)

Rupp passes Western Kentucky's E.A. Diddle to become the all-time winningest coach with 760 victories.

LEADING SCORERS

Louie Dampier (6-0 Sr. G)	20.6
Pat Riley (6-4 Sr. F)	17.4
Thad Jaracz (6-5 Jr. C-F)	11.3
Cliff Berger (6-8 Jr. C)	11.3
Phil Argento (6-0 So. G)	5.2

1967-68 (22-5, 15-3 SEC)

SEC Champions | UKIT Champions | Ranked 4th in Polls

Coach: Adolph Rupp | Captain: Thad Jaracz

Dec. 2		at Michigan	NR/NR	96-79	W
Dec. 4	*	FLORIDA	NR/NR	99-76	W
Dec. 6		XAVIER	9/NR	111-76	W
Dec. 9		PENNSYLVANIA	9/NR	64-49	W
Dec. 12	1	vs. North Carolina	4/7	77-84	L
Dec. 22	2	DAYTON	7/NR	88-85	W
Dec. 23	2	SOUTH CAROLINA	7/NR	76-66	W
Dec. 30	3	vs. Notre Dame	6/NR	81-73	W
Jan. 6	*	at Vanderbilt	5/4	94-78	W
Jan. 8	*	at Alabama	5/NR	84-76	W
Jan. 13	*	at Florida	4/NR	78-96	L
Jan. 15	*	GEORGIA	4/NR	104-73	W
Jan. 20	*	at Auburn	8/NR	73-74	L
Jan. 22	*	at Tennessee	8/4	59-87	L
Jan. 27	*	at LSU	9/NR	121-95	W
Jan. 29	*	at Ole Miss	9/NR	85-76	W
Feb. 3	*	LSU	10/NR	109-96	W
Feb. 5	*	OLE MISS	10/NR	78-62	W
Feb. 10	*	at Mississippi State	8/NR	92-84	W
Feb. 12	*	TENNESSEE	8/5	60-59	W
Feb. 17	*	MISSISSIPPI STATE	8/NR	107-81	W
Feb. 19	*	at Georgia	8/NR	106-87	W
Feb. 24	*	ALABAMA	5/NR	96-83	W
Feb. 26	*	AUBURN	5/NR	89-57	W
Mar. 2	*	VANDERBILT	5/NR	85-80	W

NCAA Midwest Regional (Lexington, Ky.)

Mar. 15		MARQUETTE	5/NR	107-89	W
Mar. 16		OHIO STATE	5/NR	81-82	L

2400-2103

1 Greensboro Coliseum (Greensboro, N.C.)

2 UK Invitation Tournament (Lexington, Ky.)

3 Freedom Hall (Louisville, Ky.)

LEADING SCORERS

Mike Casey (6-4 So. G)	20.1
Dan Issel (6-8 So. C)	16.4
Mike Pratt (6-4 So. F)	14.1
Phil Argento (6-2 Jr. G)	12.3
Thad Jaracz (6-5 Sr. F)	11.3

1968-69 (23-5, 16-2 SEC)

SEC Champions | UKIT Champions | Ranked 7th in Polls

Coach: Adolph Rupp | Captain: Phil Argento

Nov. 30		XAVIER	3/NR	115-77	W
Dec. 2		at Miami (Ohio)	3/NR	86-77	W
Dec. 7		NORTH CAROLINA	3/2	77-87	L
Dec. 14		at Pennsylvania	4/NR	102-78	W

Dec. 20	1	MICHIGAN	4/NR	112-104	W
Dec. 21	1	ARMY	4/NR	80-65	W
Dec. 28	2	vs. Notre Dame	4/7	110-90	W
Dec. 31	3	vs. Wisconsin	4/NR	65-69	L
Jan. 4	*	at Ole Miss	3/NR	69-59	W
Jan. 6	*	at Mississippi State	3/NR	91-72	W
Jan. 11	*	FLORIDA	7/NR	88-67	W
Jan. 13	*	GEORGIA	7/NR	88-68	W
Jan. 18	*	at Tennessee	5/NR	69-66	W
Jan. 25	*	at LSU	5/NR	108-96	W
Jan. 27	*	at Alabama	5/NR	83-70	W OT
Feb. 1	*	VANDERBILT	5/NR	103-89	W
Feb. 3	*	AUBURN	5/NR	105-93	W
Feb. 8	*	OLE MISS	4/NR	104-68	W
Feb. 10	*	MISSISSIPPI STATE	4/NR	91-69	W
Feb. 15	*	at Florida	4/NR	81-82	L
Feb. 17	*	at Georgia	4/NR	85-77	W
Feb. 22	*	LSU	6/NR	103-89	W
Feb. 24	*	ALABAMA	6/NR	108-79	W
Mar. 1	*	at Vanderbilt	6/NR	99-101	L
Mar. 3	*	at Auburn	6/NR	90-86	W
Mar. 8	*	TENNESSEE	7/NR	84-69	W

NCAA Midwest Regional (Madison, Wis.)

Mar. 13	4	vs. Marquette	7/14	74-81	L
Mar. 15	4	vs. Miami (Ohio) (cons.)	7/NR	72-71	W

2542-2199

1 UK Invitation Tournament (Lexington, Ky.)

2 Freedom Hall (Louisville, Ky.)

3 Chicago Stadium (Chicago)

4 Wisconsin Field House (Madison, Wisc)

LEADING SCORERS

Dan Issel (6-8 Jr. C)	26.6
Mike Casey (6-4 Jr. G)	19.1
Mike Pratt (6-4 Jr. F)	16.9
Phil Argento (6-2 Sr. G)	10.0
Larry Steele (6-5 So. F)	8.6

1969-70 (26-2, 17-1 SEC)

SEC Champions | UKIT Champions | Ranked 1st AP, 1st UPI

Coach: Adolph Rupp | Co-Captains: Dan Issel and Mike Pratt

Dec. 1		WEST VIRGINIA	2/NR	106-87	W
Dec. 6		KANSAS	2/NR	115-85	W
Dec. 8	1	vs. North Carolina	2/7	94-87	W
Dec. 13		INDIANA	1/NR	109-92	W
Dec. 19	2	NAVY	1/NR	73-59	W
Dec. 20	2	DUKE	1/NR	98-76	W
Dec. 27	3	vs. Notre Dame	1/11	102-100	W
Dec. 29		MIAMI (OHIO)	1/NR	80-58	W
Jan. 3	*	OLE MISS	1/NR	95-73	W
Jan. 5	*	MISSISSIPPI STATE	1/NR	111-76	W
Jan. 10	*	at Florida	2/NR	88-69	W
Jan. 12	*	at Georgia	2/NR	72-71	W
Jan. 17	*	TENNESSEE	2/NR	68-52	W
Jan. 24	*	LSU	2/NR	109-96	W
Jan. 26	*	ALABAMA	2/NR	86-71	W
Jan. 31	*	at Vanderbilt	2/NR	81-89	L
Feb. 2	*	at Auburn	2/NR	84-83	W
Feb. 7	*	at Ole Miss	3/NR	120-85	W
Feb. 9	*	at Mississippi State	3/NR	86-57	W
Feb. 14	*	FLORIDA	3/NR	110-66	W
Feb. 16	*	GEORGIA	3/20	116-86	W
Feb. 21	*	at LSU	2/NR	121-105	W
Feb. 23	*	at Alabama	2/NR	98-89	W
Feb. 28	*	VANDERBILT	1/NR	90-86	W
Mar. 2	*	AUBURN	1/NR	102-81	W
Mar. 7	*	at Tennessee	2/NR	86-69	W

NCAA Midwest Regional (Columbus, Ohio)

Mar. 12	4	vs. Notre Dame	1/9	109-99	W
Mar. 14	4	vs. Jacksonville	1/4	100-106	L

2709-2253



- 1 Charlotte Coliseum (Charlotte, N.C.)
- 2 UK Invitation Tournament (Lexington, Ky.)
- 3 Freedom Hall (Louisville, Ky.)
- 4 St. John Arena (Columbus, Ohio)

LEADING SCORERS

Dan Issel (6-8 Sr. C)	33.9
Mike Pratt (6-4 Sr. F)	19.3
Tom Parker (6-6 So. F)	10.4
Larry Steele (6-5 Jr. F)	8.8
Terry Mills (6-2 Jr. G)	8.1

1970-71 (22-6, 16-2 SEC)

SEC Champions | UKIT Runner-Up | Ranked 8th AP, 8th UPI

Coach: Adolph Rupp

Honorary Co-Captains: Mike Casey and Larry Steele

Dec. 1	at Northwestern	3/NR	115-100	W
Dec. 5	MICHIGAN	3/NR	104-93	W
Dec. 7	at West Virginia	3/NR	106-100	W
Dec. 12	at Indiana	5/11	95-93	W OT
Dec. 18	1 DePAUL	3/NR	106-85	W
Dec. 19	1 PURDUE (finals)	3/NR	83-89	L
Dec. 22	OREGON STATE	7/NR	84-78	W
Dec. 29	2 vs. Notre Dame	8/NR	92-99	L
Jan. 2	* at Ole Miss	8/NR	103-95	W
Jan. 4	* at Mississippi State	8/NR	79-71	W
Jan. 9	* FLORIDA	11/NR	101-75	W
Jan. 11	* GEORGIA	11/NR	79-66	W
Jan. 16	* at Tennessee	10/8	71-75	L
Jan. 23	* at LSU	12/NR	82-79	W
Jan. 25	* at Alabama	12/NR	86-73	W
Jan. 30	* VANDERBILT	11/NR	102-92	W
Feb. 1	* AUBURN	11/NR	114-76	W
Feb. 6	* OLE MISS	8/NR	121-86	W
Feb. 8	* MISSISSIPPI STATE	8/NR	102-83	W
Feb. 13	* at Florida	8/NR	65-74	L
Feb. 15	* at Georgia	8/NR	107-95	W
Feb. 20	* LSU	12/NR	110-73	W
Feb. 22	* ALABAMA	12/NR	101-74	W
Feb. 27	* at Vanderbilt	10/NR	119-90	W
Mar. 1	* at Auburn	10/NR	102-83	W
Mar. 6	* TENNESSEE	8/14	84-78	W

NCAA Midwest Regional (Athens, Ga.)

Mar. 18	3 vs. Western Kentucky	8/7	83-107	L
Mar. 20	3 vs. Marquette (consolation)	8/2	74-91	L

2670-2373

- 1 UK Invitation Tournament (Lexington, Ky.)
- 2 Freedom Hall (Louisville, Ky.)
- 3 Stegeman Coliseum (Athens, Ga.)

LEADING SCORERS

Tom Parker (6-7 Jr. F)	17.6
Mike Casey (6-4 Sr. G)	17.0
Tom Payne (7-2 So. C)	16.9
Kent Hollenbeck (6-4 Jr. G)	14.0
Larry Steele (6-5 Sr. F)	13.1

1971-72 (21-7, 14-4 SEC)

SEC Champions | UKIT Champions | Ranked 18th AP, 14th UPI

Coach: Adolph Rupp

Honorary Co-Captains: Stan Key and Tom Parker

Dec. 1	NORTHWESTERN	10/NR	94-85	W
Dec. 4	at Kansas	10/14	79-69	W
Dec. 6	at Kansas State	10/NR	71-64	W
Dec. 11	1 vs. Indiana	7/NR	89-90	L 2OT
Dec. 13	MICHIGAN STATE	7/NR	85-91	L
Dec. 17	2 MISSOURI	7/NR	83-79	W
Dec. 18	2 PRINCETON	7/18	96-82	W
Dec. 28	1 vs. Notre Dame	12/NR	83-67	W
Jan. 8	* OLE MISS	19/NR	93-82	W
Jan. 10	* MISSISSIPPI STATE	19/NR	104-76	W
Jan. 15	* at Florida	NR/NR	70-72	L
Jan. 17	* at Georgia	NR/NR	73-85	L
Jan. 22	* TENNESSEE	NR/19	72-70	W

Jan. 24	* VANDERBILT	NR/NR	106-80	W
Jan. 29	* LSU	NR/NR	89-71	W
Jan. 31	* ALABAMA	NR/NR	77-74	W
Feb. 5	* at Vanderbilt	NR/NR	85-80	W OT
Feb. 7	* at Auburn	NR/NR	78-72	W
Feb. 12	* at Ole Miss	NR/NR	90-82	W
Feb. 14	* at Mississippi State	NR/NR	63-55	W
Feb. 19	* FLORIDA	17/NR	95-68	W
Feb. 21	* GEORGIA	17/NR	87-63	W
Feb. 26	* at LSU	18/NR	71-88	L
Feb. 28	* at Alabama	18/NR	70-73	L
Mar. 6	* AUBURN	NR/NR	102-67	W
Mar. 9	* at Tennessee	NR/NR	67-66	W

NCAA Midwest Regional (Dayton, Ohio)

Mar. 16	3 vs. Marquette	18/7	85-69	W
Mar. 18	3 vs. Florida State	18/10	54-73	L

2311-2093

Earned NCAA bid by beating Tennessee twice

- 1 Freedom Hall (Louisville, Ky.)
- 2 UK Invitation Tournament (Lexington, Ky.)
- 3 University of Dayton Arena (Dayton, Ohio)

LEADING SCORERS

Jim Andrews (6-11 Jr. C)	21.5
Tom Parker (6-7 Sr. F)	18.0
Ronnie Lyons (5-10 So. G)	13.2
Stan Key (6-3 Sr. G)	12.5
Larry Stamper (6-6 Jr. F)	10.3

JOE B. HALL ERA (1973-85)

1972-73 (20-8, 14-4 SEC)

SEC Champions | UKIT Champions | Ranked 12th AP, 15th UPI

Coach: Joe B. Hall | Honorary Captain: Jim Andrews

Dec. 2	at Michigan State	13/NR	75-66	W
Dec. 4	IOWA	13/NR	66-79	L
Dec. 9	at Indiana	8/NR	58-64	L
Dec. 11	1 vs. North Carolina	8/13	70-78	L
Dec. 15	2 NEBRASKA	NR/NR	85-60	W
Dec. 16	2 OREGON	NR/NR	95-68	W
Dec. 23	KANSAS	NR/NR	77-71	W
Dec. 30	1 vs. Notre Dame	NR/NR	65-63	W
Jan. 6	* at Ole Miss	NR/NR	58-61	L
Jan. 8	* at Mississippi State	NR/NR	90-81	W
Jan. 13	* FLORIDA	NR/NR	95-65	W
Jan. 15	* GEORGIA	NR/NR	89-68	W
Jan. 20	* at Tennessee	NR/NR	64-65	L
Jan. 22	* at Vanderbilt	NR/18	75-76	L
Jan. 27	* at LSU	NR/NR	86-71	W
Jan. 29	* at Alabama	NR/9	95-93	W
Feb. 3	* VANDERBILT	NR/NR	76-83	L
Feb. 5	* AUBURN	NR/NR	88-57	W
Feb. 10	* OLE MISS	NR/NR	88-70	W
Feb. 12	* MISSISSIPPI STATE	NR/NR	100-87	W OT
Feb. 17	* at Florida	NR/NR	94-83	W
Feb. 19	* at Georgia	NR/NR	99-86	W
Feb. 24	* LSU	NR/NR	94-76	W
Feb. 26	* ALABAMA	NR/18	111-95	W
Mar. 3	* at Auburn	NR/NR	91-79	W
Mar. 8	* TENNESSEE	19/NR	86-81	W

NCAA Midwest Regional (Nashville, Tenn.)

Mar. 15	3 vs. Austin Peay	17/19	106-100	W OT
Mar. 17	3 vs. Indiana	17/6	65-72	L

2341-2098

- 1 Freedom Hall (Louisville, Ky.)
- 2 UK Invitation Tournament (Lexington, Ky.)
- 3 Memorial Gymnasium (Nashville, Tenn.)

LEADING SCORERS

Jim Andrews (6-11 Sr. C)	20.1
Kevin Grevey (6-5 So. F)	18.7
Jimmy Dan Conner (6-4 So. G-F)	11.2
Ronnie Lyons (5-10 Jr. G)	9.2
Mike Flynn (6-3 So. G)	9.1

**1973-74 (13-13, 9-9 SEC)****UKIT Champions**

Coach: Joe B. Hall | Captain: Ronnie Lyons

Dec. 1	MIAMI (OHIO)	10/NR	81-68	W
Dec. 3	at Kansas	10/13	63-71	L
Dec. 8	1 vs. Indiana	10/3	68-77	L
Dec. 10	2 vs. North Carolina	10/5	84-101	L
Dec. 14	at Iowa	NR/NR	88-80	W
Dec. 21	3 DARTMOUTH	NR/NR	102-77	W
Dec. 22	3 STANFORD	NR/NR	78-77	W
Dec. 29	1 vs. Notre Dame	NR/3	79-94	L
Jan. 5	* at LSU	NR/NR	84-95	L
Jan. 7	* GEORGIA	NR/NR	80-74	W
Jan. 12	* AUBURN	NR/NR	79-58	W
Jan. 14	* at Tennessee	NR/NR	54-67	L
Jan. 19	* OLE MISS	NR/NR	93-64	W
Jan. 21	* at Alabama	NR/10	77-81	L
Jan. 26	* at Florida	NR/NR	91-82	W
Jan. 28	* VANDERBILT	NR/7	65-82	L
Feb. 2	* at Mississippi State	NR/NR	82-70	W
Feb. 4	* LSU	NR/NR	73-70	W
Feb. 9	* at Georgia	NR/NR	86-72	W
Feb. 11	* at Auburn	NR/NR	97-99	L OT
Feb. 16	* TENNESSEE	NR/NR	61-58	W
Feb. 18	* at Ole Miss	NR/NR	60-61	L
Feb. 23	* ALABAMA	NR/8	71-94	L
Feb. 25	* FLORIDA	NR/NR	65-75	L
Mar. 2	* at Vanderbilt	NR/6	69-71	L
Mar. 4	* MISSISSIPPI STATE	NR/NR	108-69	W

2038-1987

- Freedom Hall (Louisville, Ky.)
- Greensboro Coliseum (Greensboro, N.C.)
- UK Invitation Tournament (Lexington, Ky.)

LEADING SCORERS

Kevin Grevey (6-5 Jr. F)	21.9
Bob Guyette (6-9 Jr. C)	12.7
Jimmy Dan Conner (6-4 Jr. F-G)	12.0
Mike Flynn (6-3 Jr. G)	11.5
Ronnie Lyons (5-10 Sr. G)	7.8

**1974 Australian Exhibition Tour
(Not counted in won-lost record)**

May 13	Tahitian National Team	116-62	W
May 17	Australia	87-97	L
May 18	Newcastle	90-78	W
May 19	N.S.W. All Stars	123-67	W
May 21	Illawarra Hawks	115-57	W
May 22	N.S.W. All Stars	106-50	W
May 23	A.C.T.	96-69	W
May 25	Bulleen Heidelberg	88-83	W
May 26	St. Kilda Business House	80-67	W
May 27	Nunawading	99-82	W
May 28	Melbourne	79-86	L
May 30	Gippsland All Stars	127-74	W
May 31	Bulleen Heidelberg	72-71	W
June 1	Laker All Stars	111-83	W
June 3	South Australian All Stars	109-96	W
June 4	South Australian All Stars	110-81	W
June 5	South Australian All Stars	111-84	W
June 6	Coburg	108-82	W
June 7	St. Kilda Business House	96-85	W

1923-1454**1974-75 (26-5, 15-3 SEC)**

National Runner-Up | SEC Co-Champions | UKIT Champions | Ranked 2nd AP, 4th UPI

Coach: Joe B. Hall | Captain: Jimmy Dan Conner

Nov. 30	NORTHWESTERN	16/NR	97-70	W
Dec. 2	at Miami (Ohio)	16/NR	80-73	W
Dec. 7	at Indiana	15/3	74-98	L
Dec. 9	1 vs. North Carolina	15/9	90-78	W
Dec. 20	2 WASHINGTON STATE	20/NR	97-75	W
Dec. 21	2 OKLAHOMA STATE	20/NR	90-65	W

Dec. 23	1 vs. Kansas	20/18	100-63	W
Dec. 28	1 vs. Notre Dame	17/13	113-96	W
Jan. 4	* LSU	9/NR	115-80	W
Jan. 6	* at Georgia	9/NR	96-77	W
Jan. 11	* at Auburn	7/NR	85-90	L
Jan. 13	* TENNESSEE	7/18	88-82	W
Jan. 18	* at Ole Miss	10/NR	85-82	W
Jan. 20	* ALABAMA	10/7	74-69	W
Jan. 25	* FLORIDA	11/NR	87-65	W
Jan. 27	* at Vanderbilt	11/NR	91-90	W
Feb. 1	* MISSISSIPPI STATE	5/NR	112-79	W
Feb. 3	* at LSU	5/NR	77-76	W
Feb. 8	* GEORGIA	5/NR	75-61	W
Feb. 10	* AUBURN	5/NR	119-76	W
Feb. 15	* at Tennessee	4/NR	98-103	L
Feb. 17	* OLE MISS	4/NR	108-89	W
Feb. 22	* at Alabama	7/5	84-79	W
Feb. 24	* at Florida	7/NR	58-66	L
Mar. 1	* VANDERBILT	4/NR	109-84	W
Mar. 8	* at Mississippi State	6/NR	118-80	W

NCAA First Round (Tuscaloosa, Ala.)

Mar. 15	3 vs. Marquette	6/5	76-54	W
---------	-----------------	-----	-------	---

NCAA Midwest Regional (Dayton, Ohio)

Mar. 20	4 vs. Central Michigan	5/NR	90-73	W
Mar. 22	4 vs. Indiana	5/1	92-90	W

NCAA Final Four (San Diego)

Mar. 29	5 vs. Syracuse	2/6	95-79	W
Mar. 31	5 vs. UCLA	2/1	85-92	L

2858-2434

- Freedom Hall (Louisville, Ky.)
- UK Invitation Tournament (Lexington, Ky.)
- Coleman Coliseum (Tuscaloosa, Ala.)
- University of Dayton Arena (Dayton, Ohio)
- San Diego Sports Arena (San Diego)

LEADING SCORERS

Kevin Grevey (6-5 Sr. F)	23.6
Jimmy Dan Conner (6-4 Sr. G)	12.4
Rick Robey (6-10 Fr. C)	10.4
Jack Givens (6-4 Fr. F)	9.4
Mike Flynn (6-3 Sr. G)	9.0
Bob Guyette (6-9 Sr. F)	8.6

1975-76 (20-10, 11-7 SEC)**NIT Champions | UKIT Champions**

Coach: Joe B. Hall | Captain: Jack Givens

Dec. 1	at Northwestern	6/NR	77-89	L
Dec. 8	1 vs. North Carolina	7/4	77-90	L
Dec. 10	MIAMI (OHIO)	14/NR	91-69	W
Dec. 13	at Kansas	14/NR	54-48	W
Dec. 15	2 vs. Indiana	14/1	68-77	L OT
Dec. 19	3 GEORGIA TECH	20/NR	66-64	W
Dec. 20	3 OREGON STATE	20/NR	82-74	W
Dec. 30	2 vs. Notre Dame	NR/5	79-77	W
Jan. 3	* at Mississippi State	NR/NR	73-77	L
Jan. 5	* at Alabama	NR/8	63-76	L
Jan. 10	* TENNESSEE	NR/9	88-90	L OT
Jan. 12	* GEORGIA	NR/NR	92-76	W
Jan. 17	* VANDERBILT	NR/NR	77-76	W
Jan. 24	* at Florida	NR/NR	89-82	W
Jan. 26	* at Auburn	NR/NR	84-91	L OT
Jan. 31	* OLE MISS	NR/NR	89-81	W
Feb. 2	* LSU	NR/NR	85-71	W
Feb. 7	* at Tennessee	NR/8	85-92	L
Feb. 9	* at Georgia	NR/NR	81-86	L
Feb. 14	* at Vanderbilt	NR/NR	65-69	L
Feb. 21	* FLORIDA	NR/NR	96-89	W
Feb. 23	* AUBURN	NR/NR	93-82	W
Feb. 28	* at Ole Miss	NR/NR	94-87	W
Mar. 1	* at LSU	NR/NR	85-70	W
Mar. 6	* ALABAMA	NR/6	90-85	W
Mar. 8	* MISSISSIPPI STATE	NR/NR	94-93	W OT

NIT (New York)

Mar. 13	4 vs. Niagara	NR/NR	67-61	W
---------	---------------	-------	-------	---



Mar. 16	4	vs. Kansas State	NR/NR	81-78	W
Mar. 18	4	vs. Providence	NR/NR	79-78	W
Mar. 21	4	vs. Charlotte	NR/NR	71-67	W

2415-2345

- 1 Charlotte Coliseum (Charlotte, N.C.)
- 2 Freedom Hall (Louisville, Ky.)
- 3 UK Invitation Tournament (Lexington, Ky.)
- 4 Madison Square Garden (New York)

LEADING SCORERS

Jack Givens (6-4 So. F)	20.1
Mike Phillips (6-10 So. C)	15.6
Larry Johnson (6-2 Jr. G)	11.2
James Lee (6-5 So. F)	9.3
Rick Robey (6-10 So. C-F)*	15.6
Reggie Warford (6-1 Sr. G)	6.5

*Played in 12 games.

RUPP ARENA ERA (1976-PRES.)

1976-77 (26-4, 16-2 SEC)

SEC Co-Champions | Ranked 6th AP, 5th UPI

Coach: Joe B. Hall | Captains: Larry Johnson and Merion Haskins

Nov. 27	WISCONSIN	6/NR	72-64	W
Dec. 2	TCU	5/NR	103-53	W
Dec. 6	at Indiana	5/4	66-51	W
Dec. 11	KANSAS	4/NR	90-63	W
Dec. 13	at South Carolina	4/NR	98-67	W
Dec. 17	1 BOWLING GREEN	3/NR	77-59	W
Dec. 18	1 UTAH	3/NR	68-70	L
Dec. 30	2 vs. Notre Dame	6/2	102-78	W
Jan. 3	* GEORGIA	6/NR	64-59	W OT
Jan. 8	* at Vanderbilt	3/NR	64-62	W
Jan. 12	* TENNESSEE	2/NR	67-71	L OT
Jan. 15	* at Auburn	2/NR	75-68	W
Jan. 17	* at Florida	2/NR	73-71	W
Jan. 22	* LSU	6/NR	87-72	W
Jan. 24	* OLE MISS	6/NR	100-73	W
Jan. 29	* at Alabama	6/3	87-85	W
Jan. 31	* at Mississippi State	6/NR	92-85	W
Feb. 5	* VANDERBILT	3/NR	113-73	W
Feb. 7	2 vs. Florida State	3/NR	97-57	W
Feb. 12	* AUBURN	3/NR	89-82	W
Feb. 14	* FLORIDA	3/NR	104-78	W
Feb. 19	* at LSU	2/NR	90-76	W
Feb. 21	* at Ole Miss	2/NR	81-69	W
Feb. 26	* ALABAMA	2/8	85-70	W
Feb. 28	* MISSISSIPPI STATE	2/NR	77-64	W
Mar. 5	* at Tennessee	2/11	79-81	L
Mar. 7	* at Georgia	2/NR	72-54	W

NCAA First Round (Philadelphia)

Mar. 12	3 vs. Princeton	6/NR	72-58	W
---------	-----------------	------	-------	---

NCAA East Regional (College Park, Md.)

Mar. 17	4 vs. VMI	3/20	93-78	W
Mar. 19	4 vs. North Carolina	3/5	72-79	L

2509-2070

- 1 UK Invitation Tournament (Lexington, Ky.)
- 2 Freedom Hall (Louisville, Ky.)
- 3 Palestra (Philadelphia)
- 4 Cole Field House (College Park, Md.)

LEADING SCORERS

Jack Givens (6-4 Jr. F)	18.9
Rick Robey (6-10 Jr. F)	14.2
Mike Phillips (6-10 Jr. C)	12.2
Larry Johnson (6-3 Sr. G)	10.7
James Lee (6-5 Jr. F)	9.8
Jay Shidler (6-1 Fr. G)	7.8
Truman Claytor (6-1 So. G)	6.6

1977-78 (30-2, 16-2 SEC)

National Champions | SEC Champions | UKIT Champions | Ranked 1st AP, 1st UPI

Coach: Joe B. Hall | Captains: Jack Givens and Rick Robey

Nov. 26	SMU	2/NR	110-86	W
---------	-----	------	--------	---

Dec. 5	INDIANA	1/NR	78-64	W
Dec. 10	at Kansas	1/19	73-66	W
Dec. 12	SOUTH CAROLINA	1/NR	84-65	W
Dec. 16	1 PORTLAND STATE	1/NR	114-88	W
Dec. 17	1 ST. JOHN'S	1/NR	102-72	W
Dec. 23	IONA	1/NR	104-65	W
Dec. 31	2 vs. Notre Dame	1/4	73-68	W
Jan. 2	* VANDERBILT	1/NR	72-59	W
Jan. 7	* at Florida	1/NR	86-67	W
Jan. 9	* at Auburn	1/NR	101-77	W
Jan. 14	* LSU	1/NR	96-76	W
Jan. 16	* OLE MISS	1/NR	76-56	W
Jan. 21	* at Mississippi State	1/NR	75-65	W
Jan. 23	* at Alabama	1/NR	62-78	L
Jan. 30	* GEORGIA	1/NR	90-73	W
Feb. 4	* FLORIDA	1/NR	88-61	W
Feb. 6	* AUBURN	1/NR	104-81	W
Feb. 11	* at LSU	1/NR	94-95	L OT
Feb. 13	* at Ole Miss	1/NR	64-52	W
Feb. 15	* TENNESSEE	3/NR	90-77	W
Feb. 18	* MISSISSIPPI STATE	3/NR	58-56	W
Feb. 20	* ALABAMA	3/NR	97-84	W
Feb. 25	* at Tennessee	2/NR	68-57	W
Feb. 27	* at Georgia	2/NR	78-67	W
Mar. 4	UNLV	1/NR	92-70	W
Mar. 6	* at Vanderbilt	1/NR	78-68	W

NCAA First Round (Knoxville, Tenn.)

Mar. 11	3 vs. Florida State	1/13	85-76	W
---------	---------------------	------	-------	---

NCAA Midwest Regional (Dayton, Ohio)

Mar. 16	4 vs. Miami (Ohio)	1/19	91-69	W
Mar. 18	4 vs. Michigan State	1/4	52-49	W

NCAA Final Four (St. Louis)

Mar. 25	5 vs. Arkansas	1/5	64-59	W
Mar. 27	5 vs. Duke	1/7	94-88	W

2693-2234

- 1 UK Invitation Tournament (Lexington, Ky.)
- 2 Freedom Hall (Louisville, Ky.)
- 3 Stokely Center (Knoxville, Tenn.)
- 4 University of Dayton Arena (Dayton, Ohio)
- 5 Checkerdome (St. Louis)

LEADING SCORERS

Jack Givens (6-4 Sr. F)	18.1
Rick Robey (6-10 Sr. F)	14.4
Kyle Macy (6-3 So. G)	12.5
James Lee (6-5 Sr. F)	11.3
Mike Phillips (6-10 Sr. C)	10.2
Truman Claytor (6-1 Jr. G)	6.9

1978 Japan Exhibition Tour

(Not counted in win-loss record)

July 13	Japan National (at Tokyo)	104-71	W
July 15	Japan National (at Niigata)	102-89	W
July 18	Japan National (at Nagoya)	97-59	W
July 19	Japan National (at Osaka)	87-82	W
July 20	Japan National (at Fukuoka)	88-61	W
July 22	Japan National (at Nagasaki)	122-79	W
July 24	Japan National (at Tokyo)	125-57	W

705-498

1978-79 (19-12, 10-8 SEC)

Coach: Joe B. Hall | Captains: Dwane Casey and Truman Claytor

Dec. 2	LASALLE	10/NR	109-77	W
Dec. 4	WEST TEXAS	10/NR	121-67	W
Dec. 9	KANSAS	10/5	67-66	W OT
Dec. 16	at Indiana	6/NR	67-68	L OT
Dec. 22	1 TEXAS A&M	11/17	69-73	L
Dec. 23	1 SYRACUSE	11/8	94-87	W
Dec. 30	2 vs. Notre Dame	13/2	81-76	W
Jan. 3	* at Florida	9/NR	65-76	L
Jan. 6	* LSU	9/7	89-93	L
Jan. 8	* OLE MISS	9/NR	90-64	W
Jan. 13	* at Alabama	17/NR	52-55	L
Jan. 15	* at Mississippi State	17/NR	61-63	L
Jan. 20	* TENNESSEE	NR/NR	55-66	L



Jan. 22	*	GEORGIA	NR/NR	73-64	W
Jan. 25	*	at Auburn	NR/NR	86-83	W OT
Jan. 27	*	FLORIDA	NR/NR	87-81	W
Jan. 29	*	AUBURN	NR/NR	66-59	W
Feb. 3	*	at LSU	NR/9	61-70	L
Feb. 5	*	at Ole Miss	NR/NR	87-82	W
Feb. 7	*	at Vanderbilt	NR/17	58-68	L
Feb. 10	*	ALABAMA	NR/16	80-71	W
Feb. 12	*	MISSISSIPPI STATE	NR/NR	80-65	W
Feb. 17	*	at Tennessee	NR/NR	84-101	L
Feb. 19	*	at Georgia	NR/NR	90-74	W
Feb. 23	*	VANDERBILT	NR/19	96-70	W
Feb. 25		at South Carolina	NR/NR	79-74	W

SEC Tournament (Birmingham, Ala.)

Feb. 28	3	vs. Ole Miss	NR/NR	82-77	W
Mar. 1	3	vs. Alabama	NR/NR	101-100	W
Mar. 2	3	vs. LSU	NR/8	80-67	W
Mar. 3	3	vs. Tennessee	NR/NR	69-75	L OT

NIT (Lexington, Ky.)

Mar. 7		CLEMSON	NR/NR	67-68	L OT
--------	--	---------	-------	-------	------

2446-2280

1 UK Invitation Tournament (Lexington, Ky.)

2 Freedom Hall (Louisville, Ky.)

3 Birmingham-Jefferson Civic Center (Birmingham, Ala.)

LEADING SCORERS

Kyle Macy (6-3 Jr. G)	15.2
Dwight Anderson (6-3 Fr. G)	13.3
LaVon Williams (6-6 So. F)	11.5
Fred Cowan (6-8 So. C-F)	9.4
Truman Claytor (6-1 Sr. G)	8.7

1979-80 (29-6, 15-3 SEC)**SEC Champions | UKIT Champions | Great Alaska Shootout****Champions | Ranked 4th AP, 3rd UPI**

Coach: Joe B. Hall | Captain: Kyle Macy

Nov. 17	1	vs. Duke	2/3	76-82	L OT
Nov. 30	2	vs. Bradley	2/NR	79-58	W
Dec. 1	2	vs. Alaska	2/NR	97-68	W
Dec. 2	2	vs. Iona	2/NR	57-50	W
Dec. 8		BAYLOR	5/NR	80-46	W
Dec. 10		SOUTH CAROLINA	5/NR	126-81	W
Dec. 12		at Kansas	5/NR	57-56	W
Dec. 15		INDIANA	5/1	69-58	W
Dec. 17	3*	vs. Georgia	5/NR	95-69	W
Dec. 21	4	CALIFORNIA	3/NR	78-52	W
Dec. 22	4	PURDUE	3/9	61-60	W
Dec. 29	5	vs. Notre Dame	2/3	86-80	W
Jan. 2	*	AUBURN	2/NR	67-65	W
Jan. 5	*	at Tennessee	2/NR	47-49	L
Jan. 9	*	at Ole Miss	4/NR	79-73	W
Jan. 12	*	ALABAMA	4/NR	64-78	L
Jan. 17	*	at Florida	6/NR	76-63	W
Jan. 19	*	VANDERBILT	6/NR	106-90	W
Jan. 23	*	at Mississippi State	5/NR	89-67	W
Jan. 26	*	GEORGIA	5/NR	56-49	W
Jan. 28	*	LSU	5/11	60-65	L
Jan. 30	*	at Auburn	3/NR	64-62	W
Feb. 2	*	TENNESSEE	3/NR	83-75	W
Feb. 6	*	OLE MISS	6/NR	86-72	W
Feb. 9	*	at Alabama	6/NR	72-63	W
Feb. 13	*	FLORIDA	5/NR	95-70	W
Feb. 15	*	at Vanderbilt	5/NR	91-73	W
Feb. 17		at UNLV	5/NR	74-69	W
Feb. 20	*	MISSISSIPPI STATE	3/NR	71-65	W
Feb. 24	*	at LSU	3/5	76-74	W OT

SEC Tournament (Birmingham, Ala.)

Feb. 28	6	vs. Auburn	2/NR	69-61	W
Feb. 29	6	vs. Ole Miss	2/NR	70-67	W
Mar. 1	6	vs. LSU	2/5	78-80	L

NCAA Second Round (Bowling Green, Ky.)

Mar. 8	7	vs. Florida State	4/NR	97-78	W
--------	---	-------------------	------	-------	---

NCAA Midwest Regional (Lexington, Ky.)

Mar. 13		vs. Duke	4/14	54-55	L
---------	--	----------	------	-------	---

2685-2323

- Hall of Fame Classic (Springfield, Mass.)
- Great Alaskan Shootout (Anchorage, Alaska)
- Omni (Atlanta)
- UK Invitation Tournament (Lexington, Ky.)
- Freedom Hall (Louisville, Ky.)
- Birmingham-Jefferson Civic Center (Birmingham, Ala.)
- Diddle Arena (Bowling Green, Ky.)

LEADING SCORERS

Kyle Macy (6-3 Sr. G)	15.4
Sam Bowie (7-1 Fr. C)	12.9
Fred Cowan (6-8 Jr. F)	12.5
LaVon Williams (6-7 Sr. F)	7.5
Jay Shidler (6-1 Sr. G)	6.2

1980-81 (22-6, 15-3 SEC)**UKIT Champions | Ranked 8th AP, 8th UPI**

Coach: Joe B. Hall | Captain: Chuck Verderber

Nov. 29		ETSU	1/NR	62-57	W
Dec. 3		OHIO STATE	2/9	70-64	W
Dec. 6		at Indiana	2/5	68-66	W
Dec. 13		KANSAS	2/NR	87-73	W
Dec. 19	1	ALASKA	2/NR	91-56	W
Dec. 20	1	UAB (finals)	2/NR	61-53	W
Dec. 27	2	vs. Notre Dame	2/8	61-67	L
Dec. 30		MAINE	5/NR	100-54	W
Jan. 3	*	GEORGIA	5/NR	76-62	W
Jan. 7	*	at Auburn	4/NR	79-66	W
Jan. 10	*	TENNESSEE	4/13	48-47	W
Jan. 14	*	OLE MISS	3/NR	64-55	W
Jan. 17	*	at Alabama	3/NR	55-59	L
Jan. 19	*	at LSU	3/6	67-81	L
Jan. 21	*	FLORIDA	6/NR	102-48	W
Jan. 24	*	at Vanderbilt	6/NR	78-64	W
Jan. 28	*	MISSISSIPPI STATE	7/NR	71-64	W
Jan. 31	*	at Georgia	7/NR	71-68	W 2ot
Feb. 4	*	AUBURN	6/NR	102-74	W
Feb. 7	*	at Tennessee	6/10	71-87	L
Feb. 11	*	at Ole Miss	11/NR	62-55	W
Feb. 14	*	ALABAMA	11/NR	77-62	W
Feb. 18	*	at Florida	10/NR	69-56	W
Feb. 21	*	VANDERBILT	10/NR	80-48	W
Feb. 25	*	at Mississippi State	9/NR	78-74	W
Mar. 1	*	LSU	9/2	73-71	W

SEC Tournament (Birmingham, Ala.)

Mar. 5	3	vs. Vanderbilt	7/NR	55-60	L
--------	---	----------------	------	-------	---

NCAA Second Round (Tuscaloosa, Ala.)

Mar. 15	4	vs. UAB	8/NR	62-69	L
---------	---	---------	------	-------	---

2040-1760

- UK Invitation Tournament (Lexington, Ky.)
- Freedom Hall (Louisville, Ky.)
- Birmingham-Jefferson Civic Center (Birmingham, Ala.)
- Coleman Coliseum (Tuscaloosa, Ala.)

LEADING SCORERS

Sam Bowie (7-1 So. C)	17.4
Dirk Minniefield (6-3 So. G)	10.4
Derrick Hord (6-6 So. G-F)	8.9
Fred Cowan (6-8 Sr. F)	8.2
Chuck Verderber (6-6 Jr. F)	7.5

1981-82 (22-8, 13-5 SEC)**SEC Co-Champions | UKIT Champions | Ranked 8th AP, 9th UPI**

Coach: Joe B. Hall | Captain: Chuck Verderber

Nov. 28		AKRON	3/NR	83-64	W
Dec. 5		at Ohio State	2/NR	78-62	W
Dec. 8		INDIANA	2/10	85-69	W
Dec. 12		at Kansas	2/NR	77-74	W OT
Dec. 18	1	JACKSONVILLE	2/NR	107-91	W
Dec. 19	1	SETON HALL	2/NR	98-74	W
Dec. 26	2	vs. North Carolina	2/1	69-82	L
Dec. 29	3	vs. Notre Dame	4/NR	34-28	W OT
Jan. 2	*	at Georgia	4/NR	68-66	W
Jan. 6	*	AUBURN	3/NR	83-71	W
Jan. 9	*	at Tennessee	3/NR	66-70	L



Jan. 13	*	at Ole Miss	6/NR	65-67	L
Jan. 16	*	ALABAMA	6/13	86-69	W
Jan. 20	*	at Florida	9/NR	91-76	W
Jan. 23	*	VANDERBILT	9/NR	67-58	W
Jan. 25	*	LSU	9/NR	76-65	W
Jan. 27	*	at Mississippi State	7/NR	51-56	L
Jan. 30	*	GEORGIA	7/NR	82-73	W
Feb. 3	*	at Auburn	9/NR	81-83	L OT
Feb. 6	*	TENNESSEE	9/16	77-67	W
Feb. 10	*	OLE MISS	12/NR	56-49	W
Feb. 13	*	at Alabama	12/10	72-62	W
Feb. 17	*	FLORIDA	10/NR	84-78	W
Feb. 20	*	at Vanderbilt	10/NR	73-69	W
Feb. 24	*	MISSISSIPPI STATE	7/NR	71-54	W
Feb. 27	*	at LSU	7/NR	78-94	L

SEC Tournament (Lexington, Ky.)					
Mar. 4	AUBURN	15/NR	89-66	W	
Mar. 5	OLE MISS	15/NR	62-58	W	
Mar. 6	ALABAMA	15/18	46-48	L	

NCAA First Round (Nashville, Tenn.)					
Mar. 11	vs. Middle Tennessee	15/NR	44-50	L	
2199-1993					

- 1 UK Invitation Tournament (Lexington, Ky.)
- 2 Continental Arena (East Rutherford, N.J.)
- 3 Freedom Hall (Louisville, Ky.)
- 4 Memorial Gymnasium (Nashville, Tenn.)

LEADING SCORERS			
Derrick Hord (6-6 Jr. F)			16.3
Jim Master (6-5 So. G)			13.4
Melvin Turpin (6-10 So. C)			13.1
Dirk Minniefield (6-3 Jr. G)			11.3
Charles Hurt (6-6 Jr. F)			6.6

1982 Japan Exhibition Tour (not counted in win-loss record)			
July 1	W. Germany (Kariya)	84-73	W
July 2	France (Kyotta)	77-65	W
July 4	W. Germany (Sapporo)	82-72	W
July 7	Japan (Akita)	86-66	W
July 10	France (Moebashi)	86-83	W
July 11	Japan (Tokyo)	106-71	W
Note: the Wildcats also toured Taiwan and Hong Kong during the 1982 trip. The following are results of games played there:			
July 12	China #2 (Taipei)	86-63	W
July 15	China #1 (Hong Kong)	119-48	W

1982-83 (23-8, 13-5 SEC)

SEC Champions UKIT Champions Ranked 12th AP, 12th UPI					
Coach: Joe B. Hall Captain: Charles Hurt					

Nov. 27	BUTLER	4/NR	90-53	W	
Dec. 1	at Notre Dame	3/NR	58-45	W	
Dec. 4	VILLANOVA	3/4	93-79	W	
Dec. 7	DETROIT	3/NR	83-46	W	
Dec. 11	ILLINOIS	3/NR	76-57	W	
Dec. 17	1 DUQUESNE	2/NR	55-42	W	
Dec. 18	1 TULANE	2/NR	80-61	W	
Dec. 22	at Indiana	2/5	59-62	L	
Dec. 29	2 vs. Kansas	2/NR	83-62	W	
Jan. 3	* OLE MISS	2/NR	72-60	W	
Jan. 5	* LSU	3/NR	52-50	W	
Jan. 8	* at Alabama	3/6	67-74	L	
Jan. 10	* at Mississippi State	3/NR	59-53	W OT	
Jan. 15	* AUBURN	3/NR	67-75	L	
Jan. 17	* FLORIDA	3/NR	70-63	W	
Jan. 22	* at Vanderbilt	6/NR	82-77	W OT	
Jan. 29	* at Georgia	11/NR	63-70	L	
Jan. 31	* at Tennessee	11/NR	63-65	L	
Feb. 5	* ALABAMA	10/NR	76-70	W	
Feb. 8	* MISSISSIPPI STATE	15/NR	88-67	W	
Feb. 12	* at Auburn	15/NR	71-69	W	
Feb. 14	* at Florida	15/NR	73-61	W	
Feb. 19	* VANDERBILT	13/NR	82-63	W	
Feb. 26	* GEORGIA	11/NR	81-72	W	
Feb. 27	* TENNESSEE	11/NR	69-61	W	

Mar. 3	*	at Ole Miss	10/NR	61-58	W
Mar. 5	*	at LSU	10/NR	60-74	L
SEC Tournament (Birmingham, Ala.)					
Mar. 11	3	vs. Alabama	7/NR	64-69	L
NCAA Second Round (Tampa, Fla.)					
Mar. 19	4	vs. Ohio	10/NR	57-40	W
NCAA Midwest Region (Knoxville, Tenn.)					
Mar. 24	5	vs. Indiana	12/5	64-59	W
Mar. 26	5	vs. Louisville	12/2	68-80	L OT
2186-1937					

- 1 UK Invitation Tournament (Lexington, Ky.)
- 2 Freedom Hall (Louisville, Ky.)
- 3 Birmingham-Jefferson Civic Center (Birmingham, Ala.)
- 4 Sun Dome (Tampa, Fla.)
- 5 Stokely Center (Knoxville, Tenn.)

LEADING SCORERS			
Melvin Turpin (6-11 Jr. C)			15.1
Jim Master (6-5 Jr. G)			12.5
Derrick Hord (6-6 Sr. F)			8.9
Dirk Minniefield (6-3 Sr. G)			8.6
Charles Hurt (6-6 Sr. F)			8.2

1983-84 (29-5, 14-4 SEC)

NCAA Final Four SEC Champions SEC Tournament Champions UKIT Champions Ranked 3rd AP, 3rd UPI					
Coach: Joe B. Hall Captain: Dickey Beal					

Nov. 26	LOUISVILLE	2/6	65-44	W	
Dec. 3	INDIANA	1/NR	59-54	W	
Dec. 10	at Kansas	2/NR	72-50	W	
Dec. 16	1 WYOMING	2/NR	66-40	W	
Dec. 17	1 BYU	2/NR	93-59	W	
Dec. 20	at Cincinnati	2/NR	24-11	W	
Dec. 24	at Illinois	2/NR	56-54	W	
Dec. 28	2 vs. Purdue	2/18	86-67	W	
Jan. 2	* at Ole Miss	2/NR	68-55	W	
Jan. 7	* at LSU	2/9	96-80	W	
Jan. 9	* ALABAMA	2/NR	76-66	W	
Jan. 11	* MISSISSIPPI STATE	2/NR	51-42	W	
Jan. 13	* at Auburn	2/NR	63-82	L	
Jan. 17	* at Florida	3/NR	57-69	L	
Jan. 20	* VANDERBILT	3/NR	67-46	W	
Jan. 22	HOUSTON	3/4	74-67	W	
Jan. 28	* GEORGIA	3/18	64-40	W	
Jan. 30	* TENNESSEE	3/NR	93-74	W	
Feb. 4	* at Alabama	3/NR	62-69	L	
Feb. 6	* at Mississippi State	3/NR	77-58	W	
Feb. 11	* AUBURN	6/16	84-64	W	
Feb. 13	* FLORIDA	6/NR	67-65	W	
Feb. 19	* at Vanderbilt	6/NR	58-54	W	
Feb. 25	* at Georgia	4/NR	66-64	W	
Feb. 27	* at Tennessee	4/NR	58-63	L	
Mar. 1	* OLE MISS	3/NR	76-57	W	
Mar. 3	* LSU	3/NR	90-68	W	

SEC Tournament (Nashville, Tenn.)					
Mar. 8	3	vs. Georgia	3/NR	92-79	W
Mar. 9	3	vs. Alabama	3/NR	48-46	W
Mar. 10	3	vs. Auburn	3/NR	51-49	W
NCAA Second Round (Birmingham, Ala.)					
Mar. 17	4	vs. BYU	3/NR	93-68	W
NCAA Midwest Region (Lexington, Ky.)					
Mar. 22	5	LOUISVILLE	3/NR	72-67	W
Mar. 24	5	ILLINOIS	3/6	54-51	W
NCAA Final Four (Seattle)					
Mar. 31	6	vs. Georgetown	3/2	40-53	L
2318-1975					

- 1 UK Invitation Tournament (Lexington, Ky.)
- 2 Freedom Hall (Louisville, Ky.)
- 3 Memorial Gymnasium (Nashville, Tenn.)
- 4 Birmingham-Jefferson Civic Center (Birmingham, Ala.)
- 5 Rupp Arena (Lexington, Ky.)
- 6 Kingdome (Seattle)

LEADING SCORERS			
Melvin Turpin (6-11 Sr. C)			15.2



Kenny Walker (6-8 So. F)	12.4
Sam Bowie (7-1 Sr. F)	10.5
Jim Master (6-5 Sr. G)	9.6
Winston Bennett (6-7 Fr. F)	6.5

1984-85 (18-13, 11-7 SEC)**UKIT Champions**

Coach: Joe B. Hall | Captains: Winston Bennett and Kenny Walker

Nov. 27	TOLEDO	NR/NR	63-54	W
Dec. 1	at Purdue	NR/NR	56-66	L
Dec. 4	SMU	NR/8	54-56	L
Dec. 8	at Indiana	NR/11	68-81	L
Dec. 15	at Louisville	NR/14	64-71	L
Dec. 21	1 EAST TENNESSEE STATE	NR/NR	69-54	W
Dec. 22	1 CINCINNATI	NR/NR	66-55	W
Dec. 31	2 vs. Kansas	NR/12	92-89	W
Jan. 2	* AUBURN	NR/NR	68-61	W
Jan. 5	NC STATE	NR/17	78-62	W
Jan. 7	* VANDERBILT	NR/NR	75-58	W
Jan. 9	* at Ole Miss	NR/NR	57-45	W
Jan. 12	* at Alabama	NR/NR	58-60	L
Jan. 16	* MISSISSIPPI STATE	NR/NR	58-57	W
Jan. 19	* FLORIDA	NR/NR	55-67	L
Jan. 23	* at Georgia	NR/NR	73-81	L
Jan. 27	* at Tennessee	NR/NR	65-81	L
Jan. 31	* LSU	NR/NR	53-43	W
Feb. 2	* at Auburn	NR/NR	49-47	W OT
Feb. 7	* at Vanderbilt	NR/NR	68-62	W
Feb. 9	* OLE MISS	NR/NR	67-52	W
Feb. 13	* ALABAMA	NR/NR	51-48	W
Feb. 16	* at Mississippi State	NR/NR	69-82	L
Feb. 20	* at Florida	NR/NR	76-68	W
Feb. 24	* GEORGIA	NR/18	77-79	L
Feb. 28	* TENNESSEE	NR/NR	92-67	W
Mar. 2	* at LSU	NR/NR	61-67	L

SEC Tournament (Birmingham, Ala.)

Mar. 7	3 vs. Florida	NR/NR	55-58	L
--------	---------------	-------	-------	---

NCAA First/Second Round (Salt Lake City)

Mar. 14	4 vs. Washington	NR/NR	66-58	W
---------	------------------	-------	-------	---

Mar. 16	4 vs. UNLV	NR/9	64-61	W
---------	------------	------	-------	---

NCAA West Regional (Denver)

Mar. 22	5 vs. St. John's	NR/3	70-86	L
---------	------------------	------	-------	---

2037-1976

- 1 UK Invitation Tournament (Lexington, Ky.)
- 2 Freedom Hall (Louisville, Ky.)
- 3 Birmingham-Jefferson Civic Center (Birmingham, Ala.)
- 4 Huntsman Center (Salt Lake City)
- 5 McNichols Arena (Denver)

LEADING SCORERS

Kenny Walker (6-8 Jr. F)	22.9
Ed Davender (6-1 Fr. G)	8.5
Winston Bennett (6-7 So. F)	7.2
Bret Bearup (6-9 Sr. C)	6.3
James Blackmon (6-2 So. G)	5.4
Roger Harden (6-1 Jr. G)	5.3

EDDIE SUTTON ERA (1986-89)**1985-86 (32-4, 17-1 SEC)**

SEC Champions | SEC Tournament Champions | Ranked 3rd AP, 3rd UPI

Coach: Eddie Sutton

Captains: Kenny Walker, Roger Harden and Leroy Byrd

Nov. 22	NORTHWESTERN STATE	11/NR	77-58	W
Nov. 26	at Chaminade	10/NR	89-57	W
Nov. 27	at Hawaii	10/NR	98-65	W
Dec. 3	Cincinnati	9/NR	84-54	W
Dec. 7	Indiana	9/19	63-58	W
Dec. 14	at Kansas	9/7	66-83	L
Dec. 20	1 EAST CAROLINA	13/NR	86-52	W
Dec. 21	1 PEPPERDINE	13/NR	88-56	W
Dec. 28	LOUISVILLE	13/15	69-64	W
Dec. 30	2 vs. VMI	13/NR	93-55	W

Jan. 4	* at Vanderbilt	12/NR	80-71	W
Jan. 6	* at Auburn	12/NR	56-60	L
Jan. 8	* OLE MISS	11/NR	75-58	W
Jan. 11	* ALABAMA	11/NR	76-52	W
Jan. 15	* at Mississippi State	11/NR	64-52	W
Jan. 18	* at Florida	11/NR	72-55	W
Jan. 23	* GEORGIA	11/NR	74-69	W
Jan. 25	* TENNESSEE	11/NR	74-57	W
Jan. 29	* at LSU	8/17	54-52	W
Jan. 31	* AUBURN	8/NR	81-71	W
Feb. 2	at NC State	8/NR	51-54	L
Feb. 5	* VANDERBILT	12/NR	73-65	W
Feb. 8	* at Ole Miss	12/NR	62-58	W
Feb. 13	* at Alabama	11/18	73-71	W
Feb. 15	* MISSISSIPPI STATE	11/NR	88-62	W
Feb. 19	* FLORIDA	8/NR	80-69	W
Feb. 22	* at Georgia	8/NR	80-75	W
Feb. 27	* at Tennessee	5/NR	62-60	W
Mar. 1	* LSU	5/NR	68-57	W

SEC Tournament (Lexington, Ky.)

Mar. 6	3 OLE MISS	3/NR	95-69	W
--------	------------	------	-------	---

Mar. 7	3 LSU	3/NR	61-58	W
--------	-------	------	-------	---

Mar. 8	3 ALABAMA	3/NR	83-72	W
--------	-----------	------	-------	---

NCAA First/Second Round (Charlotte, N.C.)

Mar. 14	4 vs. Davidson	3/NR	75-55	W
---------	----------------	------	-------	---

Mar. 16	4 vs. Western Kentucky	3/NR	71-64	W
---------	------------------------	------	-------	---

NCAA Southeast Regional (Atlanta)

Mar. 20	5 vs. Alabama	3/NR	68-63	W
---------	---------------	------	-------	---

Mar. 22	5 vs. LSU	3/NR	57-59	L
---------	-----------	------	-------	---

2666-2210

- 1 UK Invitation Tournament (Lexington, Ky.)
- 2 Freedom Hall (Louisville, Ky.)
- 3 Rupp Arena (Lexington, Ky.)
- 4 Charlotte Coliseum (Charlotte, N.C.)
- 5 The Omni (Atlanta)

LEADING SCORERS

Kenny Walker (6-8 Sr. F)	20.0
Winston Bennett (6-7 Jr. F)	12.7
Ed Davender (6-2 So. G)	11.5
James Blackmon (6-3 Jr. G)	9.4
Roger Harden (6-1 Sr. G)	6.8

1986 Japan Tour

(Not counted in Won-Loss Record)

June 21	*Japan	80-55	W
June 22	*Finland	87-67	W
June 24	Finland (Sendai)	82-65	W
June 26	Japan (Niigata)	79-73	W
June 28	Finland (Ohtsu)	80-56	W
June 29	Czechoslovakia (Sapporo)	74-80	L
July 2	S. China (Hong Kong)	87-45	W
* Kirin World Tournament (Tokyo)			

1986-87 (18-11, 10-8 SEC)**UKIT Champions**

Coach: Eddie Sutton | Captains: James Blackmon, Paul Andrews

Nov. 29	AUSTIN PEAY	11/NR	71-69	W
Dec. 2	TEXAS TECH	13/NR	66-60	W
Dec. 6	at Indiana	13/3	66-71	L
Dec. 13	LAMAR	19/NR	71-56	W
Dec. 19	1 IONA	18/NR	75-59	W
Dec. 20	1 BOSTON U.	18/NR	81-69	W
Dec. 27	at Louisville	18/NR	85-51	W
Dec. 30	2* vs. Georgia	11/NR	65-69	L
Jan. 3	* at Auburn	11/5	63-60	W
Jan. 7	* ALABAMA	9/NR	55-69	L
Jan. 10	* at Tennessee	9/NR	68-75	L
Jan. 12	* at Mississippi State	9/NR	57-49	W
Jan. 14	* FLORIDA	NR/NR	67-62	W
Jan. 18	* LSU	NR/NR	41-76	L
Jan. 21	* at Vanderbilt	NR/NR	71-65	W
Jan. 25	NAVY	NR/18	80-69	W
Jan. 29	* at Ole Miss	NR/NR	65-76	L
Jan. 31	* MISSISSIPPI STATE	NR/NR	50-36	W



Feb. 4	*	AUBURN	NR/20	75-71	W
Feb. 7	*	at Alabama	NR/9	70-69	W
Feb. 11	*	TENNESSEE	NR/NR	91-84	W OT
Feb. 14	*	at Florida	NR/19	56-74	L
Feb. 19	*	VANDERBILT	NR/NR	65-54	W
Feb. 21	*	at LSU	NR/NR	52-65	L
Feb. 25	*	at Georgia	NR/NR	71-79	L
Feb. 28	*	OLE MISS	NR/NR	64-63	W
Mar. 1		OKLAHOMA	NR/12	75-74	W

SEC Tournament (Atlanta)					
Mar. 6	3	vs. Auburn	NR/NR	72-79	L
NCAA First/Second Rounds (Atlanta)					
Mar. 13	3	vs. Ohio State	NR/NR	77-91	L
1965-1944					

- 1 UK Invitation Tournament (Lexington, Ky.)
- 2 Freedom Hall (Louisville, Ky.)
- 3 The Omni (Atlanta)

LEADING SCORERS	
Rex Chapman (6-4 Fr. G)	16.0
Ed Davender (6-3 Jr. G)	15.2
Richard Madison (6-7 Jr. F)	9.1
James Blackmon (6-3 Sr. G)	8.4
Robert Lock(6-11 Jr. C)	7.5

1987-88 (25-5, 13-5 SEC)*

UKIT Champions Ranked 6th AP, 6th UPI					
Coach: Eddie Sutton Captains: Winston Bennett, Ed Davender, Cedric Jenkins, Rob Lock, Richard Madison					

Nov. 28		HAWAII	5/NR	86-59	W
Dec. 1		CINCINNATI	2/NR	101-77	W
Dec. 5	1	vs. Indiana	2/5	82-76	W OT
Dec. 12		LOUISVILLE	1/NR	76-75	W
Dec. 18	2	MIAMI (OHIO)	1/NR	85-71	W
Dec. 19	2	CHARLOTTE	1/NR	84-81	W
Dec. 28		ALASKA	2/NR	100-58	W
Dec. 31	*	VANDERBILT	2/NR	81-74	W
Jan. 2	*	at Georgia	2/NR	84-77	W
Jan. 6	*	MISSISSIPPI STATE	1/NR	93-52	W
Jan. 9	*	AUBURN	1/NR	52-53	L
Jan. 13	*	at Alabama	5/NR	63-55	W
Jan. 16	*	TENNESSEE	5/NR	83-65	W
Jan. 20	*	FLORIDA	4/NR	56-58	L
Jan. 23	*	at LSU	4/NR	76-61	W
Jan. 27	*	at Vanderbilt	9/NR	66-83	L
Jan. 31	3	vs. Notre Dame	9/NR	78-69	W
Feb. 3	*	OLE MISS	10/NR	94-65	W
Feb. 6	*	at Mississippi State	10/NR	83-59	W
Feb. 10	*	at Auburn	10/NR	69-62	W
Feb. 13	*	ALABAMA	10/NR	82-68	W
Feb. 17	*	at Tennessee	9/NR	70-72	L
Feb. 20	*	at Florida	9/NR	76-83	L
Feb. 24	*	LSU	12/NR	95-69	W
Feb. 28		SYRACUSE	12/10	62-58	W
Mar. 2	*	GEORGIA	8/NR	80-72	W
Mar. 5	*	at Ole Miss	8/NR	78-71	W

SEC Tournament (Baton Rouge, La.)					
Mar. 11	4	vs. Ole Miss	6/NR	82-64	W
Mar. 12	4	vs. LSU	6/NR	86-80	W
Mar. 13	4	vs. Georgia	6/NR	62-57	W
2365-2024					

- 1 RCA Dome (Indianapolis)
- 2 UK Invitation Tournament (Lexington, Ky.)
- 3 Freedom Hall (Louisville, Ky.)
- 4 Pete Maravich Assembly Center (Baton Rouge, La.)

LEADING SCORERS	
Rex Chapman (6-4 So. G)	19.0
Ed Davender (6-3 Sr. G)	15.7
Winston Bennett (6-7 Sr. F)	15.3
Rob Lock (6-11 Sr. C)	10.9
Eric Manuel (6-6 Fr. F)	7.1

*As part of sanctions imposed upon the UK basketball program in 1989, the NCAA ordered Kentucky to erase from the record three NCAA Tournament games from the 1987-88 season. Kentucky's 99-84 win over Southern, a 90-81 win over Maryland and an 80-74 loss to Villanova have been deleted from the records, thus changing the 1987-88 season record from 27-6 to 25-5.

The presidents of the Southeastern Conference institutions voted to strip Kentucky of the 1987-88 SEC regular season and SEC Tournament championships. Kentucky was not forced to forfeit any of those regular season or tournament games.

1988-89 (13-19, 8-10 SEC)

Coach: Eddie Sutton Captain: Mike Scott					
---	--	--	--	--	--

Nov. 19	1	vs. Duke	NR/1	55-80	L
Nov. 25	2	vs. Iona	NR/NR	56-54	W
Nov. 26	2	vs. Seton Hall	NR/NR	60-63	L
Nov. 28	2	vs. California	NR/NR	89-71	W
Dec. 3	3	vs. Notre Dame	NR/NR	65-81	L
Dec. 7		NORTHWESTERN STATE	NR/NR	82-85	L
Dec. 10		WESTERN CAROLINA	NR/NR	78-60	W
Dec. 16	4	BOWLING GREEN	NR/NR	54-56	L
Dec. 17	4	MARSHALL	NR/NR	91-78	W
Dec. 20		INDIANA	NR/NR	52-75	L
Dec. 27	5	vs. Austin Peay	NR/NR	85-77	W
Dec. 31		at Louisville	NR/14	75-97	L
Jan. 4	*	GEORGIA	NR/20	76-65	W
Jan. 7	*	VANDERBILT	NR/NR	70-61	W
Jan. 12	*	at Florida	NR/NR	69-56	W
Jan. 14	*	LSU	NR/NR	62-64	L
Jan. 18	*	at Alabama	NR/NR	64-76	L
Jan. 21	*	at Tennessee	NR/18	66-65	W
Jan. 25	*	AUBURN	NR/NR	86-76	W
Jan. 28	*	at Ole Miss	NR/NR	65-70	L
Feb. 1	*	MISSISSIPPI STATE	NR/NR	73-61	W
Feb. 5	*	at Georgia	NR/NR	72-84	L
Feb. 8	*	at Vanderbilt	NR/NR	51-81	L
Feb. 11	*	FLORIDA	NR/NR	53-59	L
Feb. 15	*	at LSU	NR/20	80-99	L
Feb. 18	*	ALABAMA	NR/NR	67-71	L
Feb. 20	*	at Auburn	NR/NR	75-77	L
Feb. 22	*	TENNESSEE	NR/NR	76-71	W
Feb. 26		at Syracuse	NR/6	73-89	L
Mar. 1	*	OLE MISS	NR/NR	70-69	W
Mar. 4	*	at Mississippi State	NR/NR	67-68	L

SEC Tournament (Knoxville, Tenn.)					
Mar. 10	6	vs. Vanderbilt	NR/NR	63-77	L
2220-2316					

- 1 Tip-Off Classic (Springfield, Mass.)
- 2 Great Alaska Shootout (Anchorage, Alaska)
- 3 RCA Dome (Indianapolis)
- 4 UK Invitation Tournament (Lexington, Ky.)
- 5 Freedom Hall (Louisville, Ky.)
- 6 Thompson-Boling Arena (Knoxville, Tenn.)

LEADING SCORERS	
LeRon Ellis (6-10 So. C)	16.0
Chris Mills (6-7 Fr. F)	14.3
Derrick Miller (6-5 Jr. G)	13.9
Reggie Hanson (6-7 So. F)	9.8
Sean Sutton (6-1 So. G)	5.9

RICK PITINO ERA (1990-97)

1989-90 (14-14, 10-8 SEC)

Coach: Rick Pitino Captain: Derrick Miller					
--	--	--	--	--	--

Nov. 28		OHIO	NR/NR	76-73	W
Dec. 2	1	vs. Indiana	NR/14	69-71	L
Dec. 4	*	MISSISSIPPI STATE	NR/NR	102-97	W
Dec. 6		TENNESSEE TECH	NR/NR	111-75	W
Dec. 9		at Kansas	NR/2	95-150	L
Dec. 19		FURMAN	NR/NR	104-73	W
Dec. 22	2	PORTLAND	NR/NR	88-71	W
Dec. 23	2	UL LAFAYETTE	NR/NR	113-116	L OT



Dec. 27	3	North Carolina	NR/24	110-121	L
Dec. 30		LOUISVILLE	NR/8	79-86	L
Jan. 3	*	at Georgia	NR/NR	91-106	L
Jan. 6	*	at Vanderbilt	NR/NR	85-92	L
Jan. 10	*	FLORIDA	NR/NR	89-81	W
Jan. 13	*	at LSU	NR/14	81-94	L
Jan. 17	*	ALABAMA	NR/25	82-65	W
Jan. 20	*	TENNESSEE	NR/NR	95-83	W
Jan. 24	*	at Auburn	NR/NR	70-74	L
Jan. 27	*	OLE MISS	NR/NR	98-79	W
Jan. 31	*	at Mississippi State	NR/NR	86-87	L
Feb. 3	*	GEORGIA	NR/NR	88-77	W
Feb. 7	*	VANDERBILT	NR/NR	100-73	W
Feb. 12	*	at Florida	NR/NR	78-74	W
Feb. 15	*	LSU	NR/9	100-95	W
Feb. 17	*	at Alabama	NR/NR	58-83	L
Feb. 21	*	at Tennessee	NR/NR	100-102	L
Feb. 24	*	AUBURN	NR/NR	98-95	W
Feb. 28	*	at Ole Miss	NR/NR	74-88	L
Mar. 5		at Notre Dame	NR/NR	67-80	L

2487-2461

1 RCA Dome (Indianapolis)
2 UK Invitation Tournament (Lexington, Ky.)
3 Freedom Hall (Louisville, Ky.)

LEADING SCORERS

Derrick Miller (6-5 Sr. G)	19.2
Reggie Hanson (6-7 Jr. C)	16.4
Deron Feldhaus (6-7 So. F)	14.4
John Pelphey (6-7 So. F)	13.0
Sean Woods (6-2 So. G)	9.1

1990-91 (22-6, 14-4 SEC)**Best Record in SEC | Ranked 9th AP, 9th UPI**

Coach: Rick Pitino

Captains: Deron Feldhaus, Reggie Hanson, John Pelphey

Nov. 24		PENNSYLVANIA	NR/NR	85-62	W
Nov. 28		at Cincinnati	NR/NR	75-71	W
Dec. 1	1	vs. Notre Dame	NR/NR	98-90	W
Dec. 8		KANSAS	25/NR	88-71	W
Dec. 10		at North Carolina	25/10	81-84	L
Dec. 15		CHATTANOOGA	18/NR	86-70	W
Dec. 18		at Indiana	18/6	84-87	L
Dec. 21	2	vs. Western Kentucky	18/NR	84-70	W
Dec. 27		EASTERN KENTUCKY	18/NR	74-60	W
Dec. 29		at Louisville	18/NR	93-85	W
Jan. 2	*	at Georgia	16/NR	81-80	W
Jan. 5	*	LSU	16/14	93-80	W
Jan. 9	*	MISSISSIPPI STATE	11/NR	89-70	W
Jan. 12	*	at Tennessee	11/NR	78-74	W
Jan. 16	*	at Ole Miss	9/NR	95-85	W
Jan. 19	*	VANDERBILT	9/NR	58-50	W
Jan. 23	*	FLORIDA	8/NR	81-65	W
Jan. 26	*	at Alabama	8/NR	83-88	L
Jan. 29	*	at Auburn	10/NR	89-81	W
Feb. 3	*	GEORGIA	10/NR	96-84	W
Feb. 5	*	at LSU	10/19	88-107	L
Feb. 9	*	at Mississippi State	10/NR	82-83	L
Feb. 13	*	TENNESSEE	16/NR	85-74	W
Feb. 16	*	OLE MISS	16/NR	89-77	W
Feb. 20	*	at Vanderbilt	12/NR	87-98	L
Feb. 23	*	at Florida	12/NR	90-74	W
Feb. 26	*	ALABAMA	13/24	79-73	W
Mar. 2	*	AUBURN	13/NR	114-93	W

2405-2186

1 RCA Dome (Indianapolis)
2 Freedom Hall (Louisville, Ky.)

LEADING SCORERS

John Pelphey (6-7 Jr. F)	14.4
Reggie Hanson (6-8 Sr. C)	14.4
Jamal Mashburn (6-9 Fr. F)	12.9
Deron Feldhaus (6-7 Jr. F)	10.8
Richie Farmer (6-0 Jr. G)	10.1

1991-92 (29-7, 12-4 SEC)**SEC East Champions | SEC Tournament Champions |****Ranked 6th AP, 6th CNN/USA Today**

Coach: Rick Pitino | Captains: Richie Farmer, Deron Feldhaus, John Pelphey and Sean Woods

Nov. 20	1	WEST VIRGINIA	4/NR	106-80	W
Nov. 22	1	PITTSBURGH	4/NR	67-85	L
Dec. 4		UMASS	14/NR	90-69	W
Dec. 7	2	vs. Indiana	14/9	76-74	W
Dec. 10		TEXAS STATE	9/NR	82-36	W
Dec. 12	3	vs. Morehead State	9/NR	101-84	W
Dec. 14		ARIZONA STATE	9/NR	94-68	W
Dec. 21		at Georgia Tech	8/13	80-81	L
Dec. 23	4	vs. Ohio	17/NR	73-63	W
Dec. 28		LOUISVILLE	17/21	103-89	W
Jan. 2		NOTRE DAME	17/NR	91-70	W
Jan. 4	*	at South Carolina	17/NR	80-63	W
Jan. 7	*	GEORGIA	15/NR	78-66	W
Jan. 11	*	FLORIDA	15/NR	81-60	W
Jan. 15	*	at Vanderbilt	10/NR	84-71	W
Jan. 18		EASTERN KENTUCKY	10/NR	85-55	W
Jan. 21	*	at Tennessee	8/NR	85-107	L
Jan. 25	*	ARKANSAS	8/9	88-105	L
Jan. 29	*	OLE MISS	14/NR	96-78	W
Feb. 2	*	at LSU	14/NR	53-74	L
Feb. 8	*	at Auburn	19/NR	85-67	W
Feb. 12	*	ALABAMA	19/16	107-83	W
Feb. 15		WESTERN KENTUCKY	19/NR	93-83	W
Feb. 19	*	at Mississippi State	13/NR	89-84	W
Feb. 23	*	at Georgia	13/NR	84-73	W
Feb. 26	*	SOUTH CAROLINA	11/NR	74-56	W
Mar. 1	*	VANDERBILT	11/NR	80-56	W
Mar. 4	*	at Florida	10/NR	62-79	L
Mar. 7	*	TENNESSEE	10/NR	99-88	W

SEC Tournament (Birmingham, Ala.)

Mar. 13	5	vs. Vanderbilt	9/NR	76-57	W
Mar. 14	5	vs. LSU	9/23	80-74	W
Mar. 15	5	vs. Alabama	9/17	80-54	W

NCAA First/Second Rounds (Worcester, Mass.)

Mar. 20	6	vs. Old Dominion	6/NR	88-69	W
Mar. 22	6	vs. Iowa State	6/NR	106-98	W

NCAA East Regional (Philadelphia)

Mar. 26	7	vs. UMass	6/17	87-77	W
Mar. 28	7	vs. Duke	6/1	103-104	L OT

3086-2680

1 Preseason NIT (Lexington, Ky.)
2 RCA Dome (Indianapolis)
3 Freedom Hall (Louisville, Ky.)
4 US Bank Arena (Cincinnati)
5 Birmingham-Jefferson Civic Center (Birmingham, Ala.)
6 Centrum (Worcester, Mass.)
7 Spectrum (Philadelphia)

LEADING SCORERS

Jamal Mashburn (6-8 So. F)	21.3
John Pelphey (6-7 Sr. F)	12.5
Deron Feldhaus (6-7 Sr. F)	11.4
Richie Farmer (6-0 Sr. G)	9.6
Sean Woods (6-2 Sr. G)	7.7

1992-93 (30-4, 13-3 SEC)**NCAA Final Four | SEC Tournament Champions | ECAC Holiday****Festival Champions | Ranked 2nd AP, 3rd CNN/USA Today**

Coach: Rick Pitino | Captains: June ior Brady, Dale Brown

Dec. 2		WRIGHT STATE	5/NR	81-65	W
Dec. 5		GEORGIA TECH	5/13	96-87	W
Dec. 8		EASTERN KENTUCKY	3/NR	82-73	W
Dec. 12		at Louisville	3/9	88-68	W
Dec. 19		MOREHEAD STATE	3/NR	108-65	W
Dec. 22		MIAMI (OHIO)	3/NR	65-49	W
Dec. 28	1	vs. Rutgers	3/NR	89-67	W
Dec. 30	1	vs. St. John's (finals)	3/NR	86-77	W
Jan. 3	2	vs. Indiana	3/4	81-78	W



Jan. 5	*	at Georgia	2/NR	74-59	W
Jan. 9	*	TENNESSEE	2/NR	84-70	W
Jan. 13	*	at Vanderbilt	1/NR	86-101	L
Jan. 19	*	at Alabama	4/NR	73-59	W
Jan. 23	*	at South Carolina	4/NR	108-82	W
Jan. 26	*	LSU	4/NR	105-67	W
Jan. 30	*	FLORIDA	4/NR	71-48	W
Feb. 3	*	MISSISSIPPI STATE	2/NR	87-63	W
Feb. 6	*	VANDERBILT	2/11	82-67	W
Feb. 10	*	at Arkansas	2/14	94-101	L
Feb. 13	*	at Notre Dame	2/NR	81-62	W
Feb. 17	*	SOUTH CAROLINA	2/NR	87-66	W
Feb. 20	*	GEORGIA	2/NR	86-70	W
Feb. 24	*	at Tennessee	2/NR	77-78	L
Feb. 27	*	AUBURN	2/NR	80-78	W
Mar. 3	*	at Ole Miss	5/NR	98-66	W
Mar. 7	*	at Florida	5/NR	85-77	W

SEC Tournament (Lexington, Ky.)					
Mar. 12	3	TENNESSEE	4/NR	101-40	W
Mar. 13	3	ARKANSAS	4/14	92-81	W
Mar. 14	3	LSU	4/NR	82-65	W
NCAA First/Second Rounds (Nashville, Tenn.)					
Mar. 19	4	Rider	2/NR	96-52	W
Mar. 21	4	Utah	2/19	83-62	W
NCAA Southeast Regional (Charlotte, N.C.)					
Mar. 25	5	Wake Forest	2/16	103-69	W
Mar. 27	5	Florida State	2/11	106-81	W
NCAA Final Four (New Orleans)					
A.3	6	Michigan	2/3	78-81	L OT

- 2975-2374**
- 1 ECAC Holiday Festival (Madison Square Garden, New York)
 - 2 Freedom Hall (Louisville, Ky.)
 - 3 Rupp Arena (Lexington, Ky.)
 - 4 Memorial Gymnasium (Nashville, Tenn.)
 - 5 Charlotte Coliseum (Charlotte, N.C.)
 - 6 Louisiana Superdome (New Orleans)

LEADING SCORERS		
Jamal Mashburn (6-8 Jr. F)		21.0
Travis Ford (5-9 Jr. G)		13.6
Dale Brown (6-2 Sr. G)		9.4
Rodrick Rhodes (6-6 Fr. F)		9.1
Rodney Dent (6-10 Jr. C)		6.4

1993-94 (27-7, 12-4 SEC)					
SEC East Co-Champions SEC Tournament Champions Maui Invitational Champions Ranked 7th AP, 8th CNN/USA Today					
Coach: Rick Pitino					
Captains: Travis Ford, Gimel Martinez, Jeff Brassow					
Nov. 27		LOUISVILLE	2/7	78-70	W
Dec. 1		TENNESSEE TECH	1/NR	115-77	W
Dec. 4	1	vs. Indiana	1/21	84-96	L
Dec. 8		EASTERN KENTUCKY	6/NR	107-78	W
Dec. 17		MOREHEAD STATE	5/NR	97-61	W
Dec. 21	2	vs. Texas	5/NR	86-61	W
Dec. 22	2	vs. Ohio State	5/NR	100-88	W
Dec. 23	2	vs. Arizona	5/13	93-92	W
Dec. 28		SAN FRANCISCO	5/NR	110-83	W
Dec. 30		ROBERT MORRIS	5/NR	92-67	W
Jan. 4	*	VANDERBILT	4/22	107-82	W
Jan. 6		NOTRE DAME	4/NR	84-59	W
Jan. 8	*	at Georgia	4/NR	90-94	L OT
Jan. 12	3*	Ole Miss	8/NR	98-64	W
Jan. 15	*	TENNESSEE	8/NR	93-74	W
Jan. 18	*	at Florida	7/NR	57-59	L
Jan. 22	*	at Mississippi State	7/NR	86-70	W
Jan. 26	*	SOUTH CAROLINA	9/NR	79-67	W
Jan. 30	*	at Auburn	9/NR	91-74	W
Feb. 2	*	ALABAMA	7/NR	82-67	W
Feb. 6	4	vs. UMass	7/11	67-64	W
Feb. 9	*	ARKANSAS	4/3	82-90	L
Feb. 12		at Syracuse	4/14	85-93	L
Feb. 15	*	at LSU	11/NR	99-95	W
Feb. 19	*	at Vanderbilt	11/NR	77-69	W

Feb. 23	*	at Tennessee	7/NR	77-73	W
Feb. 27	*	GEORGIA	7/NR	80-59	W
Mar. 2	*	FLORIDA	7/19	80-77	W
Mar. 5	*	at South Carolina	7/NR	74-75	L

SEC Tournament (Memphis, Tenn.)					
Mar. 11	5	vs. Mississippi State	10/NR	95-76	W
Mar. 12	5	vs. Arkansas	10/1	90-78	W
Mar. 13	5	vs. Florida	10/17	73-60	W

NCAA First/Second Rounds (St. Petersburg, Fla.)					
Mar. 18	6	vs. Tennessee State	7/NR	83-70	W
Mar. 20	6	vs. Marquette	7/21	63-75	L

- 2954-2537**
- 1 RCA Dome (Indianapolis)
 - 2 Maui Invitational (Maui, Hawaii)
 - 3 Freedom Hall (Louisville, Ky.)
 - 4 Continental Arena (East Rutherford, N.J.)
 - 5 The Pyramid (Memphis, Tenn.)
 - 6 Tropicana Field (St. Petersburg, Fla.)

LEADING SCORERS		
Tony Delk (6-1 So. G)		16.6
Rodrick Rhodes (6-7 So., F)		14.6
Travis Ford (5-9 Sr. G)		11.3
Jared Prickett (6-9 So. F)		8.2
Andre Riddick (6-9 Jr. C)		7.9

1994-95 (28-5, 14-2 SEC)					
SEC Champions SEC East Champions SEC Tournament Champions Ranked 2nd AP, 5th CNN/USA Today					
Coach: Rick Pitino					
Captains: Tony Delk, Mark Pope, Rodrick Rhodes					

Nov. 26		UT MARTIN	4/NR	124-50	W
Nov. 30		OHIO	3/14	79-74	W
Dec. 3	1	vs. UCLA	3/5	81-82	L
Dec. 7	2	vs. Indiana	7/NR	73-70	W
Dec. 10		BOSTON U.	7/NR	90-49	W
Dec. 17	3	vs. Texas Tech	6/NR	83-68	W
Dec. 27		MARSHALL	5/NR	116-75	W
Jan. 1		at Louisville	5/NR	86-88	L
Jan. 4	*	AUBURN	8/NR	98-64	W
Jan. 7	*	at South Carolina	8/NR	80-55	W
Jan. 10	*	at Florida	7/15	83-67	W
Jan. 14	*	GEORGIA	7/NR	83-71	W
Jan. 18	4*	vs. Ole Miss	5/NR	82-65	W
Jan. 21	*	VANDERBILT	5/NR	81-68	W
Jan. 25	*	TENNESSEE	5/NR	69-50	W
Jan. 29	*	at Arkansas	5/9	92-94	L
Feb. 1	*	SOUTH CAROLINA	6/NR	90-72	W
Feb. 5		SYRACUSE	6/10	77-71	W
Feb. 8	*	at Tennessee	5/NR	68-48	W
Feb. 12		at Notre Dame	5/NR	97-58	W
Feb. 14	*	MISSISSIPPI STATE	4/23	71-76	L
Feb. 18	*	FLORIDA	4/NR	87-77	W
Feb. 21	*	at Alabama	6/20	72-52	W
Feb. 25	*	at Vanderbilt	6/NR	71-60	W
Mar. 1	*	at Georgia	5/NR	97-74	W
Mar. 4	*	LSU	5/NR	127-80	W

SEC Tournament (Atlanta)					
Mar. 10	5	vs. Auburn	3/NR	93-81	W
Mar. 11	5	vs. Florida	3/NR	86-72	W
Mar. 12	5	vs. Arkansas	3/5	95-93	W OT

NCAA First/Second Rounds (Memphis, Tenn.)					
Mar. 16	6	vs. Mount St. Mary's	2/NR	113-67	W
Mar. 18	6	vs. Tulane	2/NR	82-60	W

NCAA Southeast Regional (Birmingham, Ala.)					
Mar. 23	7	vs. Arizona State	2/16	97-73	W
Mar. 25	7	vs. North Carolina	2/4	61-74	L

2884-2278



- 1 Wooden Classic (Arrowhead Pond | Anaheim, Calif.)
- 2 Freedom Hall (Louisville, Ky.)
- 3 US Bank Arena (Cincinnati)
- 4 The Pyramid (Memphis, Tenn.)
- 5 Georgia Dome (Atlanta)
- 6 The Pyramid (Memphis, Tenn.)
- 7 Birmingham-Jefferson Civic Center (Birmingham, Ala.)

LEADING SCORERS

Tony Delk (6-1 Jr. G)	16.7
Rodrick Rhodes (6-7 Jr. F)	12.9
Walter McCarty (6-9 Jr. F)	10.5
Jeff Sheppard (6-4 So. G)	8.3
Mark Pope (6-10 Jr. C)	8.2

1995 Italy Tour**(Not counted in Won-Loss Record)**

Aug. 14	at Cagiva Varese	123-114	W
Aug. 16	at Venice Reyer	113-78	W
Aug. 17	Russia Dinamo (Venice)	116-81	W
Aug. 18	at Montecatini	115-123	L
Aug. 21	Siena (Scauri)	115-86	W

1995-96 (34-2, 16-0 SEC)

National Champions | SEC Champions | SEC East Champions | ECAC Holiday Festival Champions | Ranked 1st CNN/USA Today, 2nd AP

Coach: Rick Pitino

Captains: Tony Delk, Walter McCarty, Mark Pope

Nov. 24	1	vs. Maryland	1/14	96-84	W
Nov. 28	2	vs. UMass	1/5	82-92	L
Dec. 2	3	vs. Indiana	1/NR	89-82	W
Dec. 6		WISCONSIN-GREEN BAY	5/NR	74-62	W
Dec. 9		GEORGIA TECH	5/16	83-60	W
Dec. 16		MOREHEAD STATE	5/NR	96-32	W
Dec. 19	4	vs. Marshall	4/NR	118-99	W
Dec. 23		LOUISVILLE	4/25	89-66	W
Dec. 27	5	vs. Rider	2/NR	90-65	W
Dec. 29	5	vs. Iona	2/NR	106-79	W
Jan. 3	*	at South Carolina	2/NR	89-60	W
Jan. 6	*	OLE MISS	2/NR	90-60	W
Jan. 9	*	at Mississippi State	2/12	74-56	W
Jan. 13	*	TENNESSEE	2/NR	61-44	W
Jan. 16	*	at LSU	2/NR	129-97	W
Jan. 20		TCU	2/NR	124-80	W
Jan. 24	*	at Georgia	2/NR	82-77	W
Jan. 27	*	SOUTH CAROLINA	2/NR	89-57	W
Feb. 3	*	FLORIDA	2/NR	77-63	W
Feb. 7	*	at Vanderbilt	2/NR	120-81	W
Feb. 11	*	ARKANSAS	2/NR	88-73	W
Feb. 14	*	GEORGIA	2/NR	86-73	W
Feb. 17	*	at Tennessee	2/NR	90-50	W
Feb. 20	*	ALABAMA	2/NR	84-65	W
Feb. 24	*	at Florida	2/NR	94-63	W
Feb. 27	*	at Auburn	1/NR	88-73	W
Mar. 2	*	VANDERBILT	1/NR	101-63	W

SEC Tournament (New Orleans)

Mar. 8	6	vs. Florida	1/NR	100-76	W
Mar. 9	6	vs. Arkansas	1/NR	95-75	W
Mar. 10	6	vs. Mississippi State	1/25	73-84	L

NCAA First/Second Rounds (Dallas)

Mar. 14	7	vs. San Jose State	2/NR	110-72	W
Mar. 16	7	vs. Virginia Tech	2/22	84-60	W

NCAA Midwest Regional (Minneapolis)

Mar. 21	8	vs. Utah	2/12	101-70	W
Mar. 23	8	vs. Wake Forest	2/9	83-63	W

NCAA Final Four (East Rutherford, N.J.)

Mar. 30	9	vs. UMass	2/1	81-74	W
A.1	9	vs. Syracuse	2/15	76-67	W

3292-2497

- 1 Tip-Off Classic (Springfield, Mass.)
 - 2 Great Eight (The Palace, Auburn Hills, Mich.)
 - 3 RCA Dome (Indianapolis)
 - 4 Freedom Hall (Louisville, Ky.)
 - 5 ECAC Holiday Festival (Madison Square Garden | New York)
 - 6 Louisiana Superdome (New Orleans)
 - 7 Reunion Arena (Dallas)
 - 8 Hubert H. Humphrey Metrodome (Minneapolis)
 - 9 Continental Arena (East Rutherford, N.J.)
- # UK's 16-0 regular season SEC record was the first perfect league slate since Alabama went 14-0 in 1956.

LEADING SCORERS

Tony Delk (6-1 Sr. G)	17.8
Antoine Walker (6-8 So. F)	15.2
Walter McCarty (6-10 Sr. F)	11.3
Derek Anderson (6-4 Jr. G-F)	9.4
Ron Mercer (6-7 Fr. F)	8.0

1996-97 (35-5, 13-3 SEC)

National Runner-Up | SEC Tournament Champions | Great Alaska Shootout Champions | Ranked 2nd CNN/USA Today, 5th AP

Coach: Rick Pitino

Captains: Derek Anderson, Anthony Epps, Jared Prickett

Nov. 15	1	vs. Clemson	3/20	71-79	L	OT
Nov. 28	2	vs. Syracuse	8/12	87-53	W	
Nov. 29	2	vs. Alaska Anchorage	8/NR	104-72	W	
Nov. 30	2	vs. College of Charleston	8/NR	92-65	W	
Dec. 3	3	vs. Purdue	6/NR	101-87	W	
Dec. 7	4	vs. Indiana	6/8	99-65	W	
Dec. 9		WRIGHT STATE	6/NR	90-62	W	
Dec. 14		NOTRE DAME	3/NR	80-56	W	
Dec. 21	5	vs. Georgia Tech	3/NR	88-59	W	
Dec. 23		UNC ASHEVILLE	3/NR	105-51	W	
Dec. 28	6	vs. Ohio State	3/NR	81-65	W	
Dec. 31		at Louisville	3/14	74-54	W	
Jan. 4	*	TENNESSEE	3/NR	74-40	W	
Jan. 7	*	MISSISSIPPI STATE	3/NR	90-61	W	
Jan. 9		CANISUS	3/NR	68-45	W	
Jan. 11	*	at Ole Miss	3/NR	69-73	L	
Jan. 14	*	at Georgia	5/21	86-65	W	
Jan. 18	*	AUBURN	5/NR	77-53	W	
Jan. 22	7*	vs. Vanderbilt	3/NR	58-46	W	
Jan. 26	*	at Arkansas	3/NR	83-73	W	
Jan. 29	*	at Florida	3/NR	92-65	W	
Feb. 1	*	GEORGIA	3/NR	82-57	W	
Feb. 4	*	at South Carolina	3/19	79-84	L	OT
Feb. 6		WESTERN CAROLINA	3/NR	82-55	W	
Feb. 9		VILLANOVA	3/16	93-56	W	
Feb. 12	*	LSU	4/NR	84-48	W	
Feb. 15	*	FLORIDA	4/NR	85-56	W	
Feb. 19	*	at Alabama	3/NR	75-61	W	
Feb. 22	*	at Vanderbilt	3/NR	82-79	W	
Feb. 25	*	at Tennessee	3/NR	74-64	W	
Mar. 2	*	SOUTH CAROLINA	3/6	66-72	L	

SEC Tournament (Memphis, Tenn.)

Mar. 7	8	vs. Auburn	6/NR	92-50	W
Mar. 8	8	vs. Ole Miss	6/NR	88-70	W
Mar. 9	8	vs. Georgia	6/24	95-68	W

NCAA First/Second Round (Salt Lake City)

Mar. 13	9	vs. Montana	5/NR	92-54	W
Mar. 15	9	vs. Iowa	5/NR	75-69	W

NCAA West Regional (San Jose, Calif.)

Mar. 20	10	vs. St. Joseph's	5/12	83-68	W
Mar. 22	10	vs. Utah	5/2	72-59	W

NCAA Final Four (Indianapolis)

Mar. 29	1	vs. Minnesota	5/3	78-69	W	
Mar. 31	1	vs. Arizona	5/15	79-84	L	OT

3325-2512



- 1 RCA Dome (Indianapolis)
- 2 Great Alaska Shootout (Anchorage, Alaska)
- 3 Great Eight (United Center | Chicago)
- 4 Freedom Hall (Louisville, Ky.)
- 5 Georgia Dome (Atlanta)
- 6 Rock 'n Roll Shootout (Gund Arena | Cleveland)
- 7 US Bank Arena (Cincinnati)
- 8 The Pyramid (Memphis, Tenn.)
- 9 Huntsman Center (Salt Lake City)
- 10 San Jose Arena (San Jose, Calif.)

LEADING SCORERS			
Ron Mercer (6-7 So. G-F)	18.1		
Derek Anderson (6-5 Sr. G)	17.7		
Scott Padgett (6-9 So. F)	9.6		
Anthony Epps (6-2 Sr. G)	8.9		
Allen Edwards (6-5 Jr. F)	8.6		

ORLANDO "TUBBY" SMITH ERA (1998-2007)

1997-98 (35-4, 14-2 SEC)

National Champions | SEC Champions | SEC East Champions | SEC Tournament Champions | Ranked 5th AP, 1st USA Today/ESPN

Coach: Tubby Smith

Captains: Allen Edwards, Cameron Mills, Jeff Sheppard

Nov. 20	MOREHEAD STATE	9/NR	88-49	W
Nov. 24	1 vs. George Washington	9/NR	70-55	W
Nov. 25	1 vs. Arizona	8/1	74-89	L
Nov. 26	1 vs. Missouri	8/NR	77-55	W
Nov. 29	2 vs. Clemson	8/13	76-61	W
Dec. 3	3 vs. Purdue	7/6	89-75	W
Dec. 6	4 vs. Indiana	7/NR	75-72	W
Dec. 10	at Canisius	4/NR	81-54	W
Dec. 13	GEORGIA TECH	4/24	85-71	W
Dec. 20	TULSA	4/NR	74-53	W
Dec. 23	AMERICAN	4/NR	75-52	W
Dec. 27	LOUISVILLE	4/NR	76-79	L
Dec. 30	at Ohio	6/NR	95-58	W
Jan. 3	* VANDERBILT	6/NR	71-62	W
Jan. 6	* at Georgia	6/NR	90-79	W
Jan. 10	* at Mississippi State	6/NR	77-71	W
Jan. 13	* SOUTH CAROLINA	6/14	91-70	W
Jan. 17	* ARKANSAS	6/22	80-77	W OT
Jan. 21	5* vs. Alabama	7/NR	70-67	W
Jan. 24	* at Tennessee	7/NR	85-67	W
Jan. 27	* at Vanderbilt	7/NR	63-61	W
Feb. 1	* FLORIDA	7/NR	78-86	L
Feb. 4	* at LSU	8/NR	63-61	W
Feb. 8	at Villanova	8/NR	79-63	W
Feb. 11	* TENNESSEE	7/NR	80-74	W
Feb. 14	* OLE MISS	7/18	64-73	L
Feb. 18	* at Florida	8/NR	79-54	W
Feb. 22	* GEORGIA	8/NR	85-74	W
Feb. 25	* at Auburn	7/NR	83-58	W
Feb. 28	* at South Carolina	7/14	69-57	W

SEC Tournament (Atlanta)				
Mar. 6	6 vs. Alabama	7/NR	82-71	W
Mar. 7	6 vs. Arkansas	7/16	99-74	W
Mar. 8	6 vs. South Carolina	7/15	86-56	W

NCAA First/Second Rounds (Atlanta)				
Mar. 13	6 vs. South Carolina State	5/NR	82-67	W
Mar. 15	6 vs. Saint Louis	5/NR	88-61	W

NCAA South Regional (St. Petersburg, Fla.)				
Mar. 20	7 vs. UCLA	5/19	94-68	W
Mar. 22	7 vs. Duke	5/3	86-84	W

NCAA Final Four (San Antonio)				
Mar. 28	8 vs. Stanford	5/10	86-85	W OT
Mar. 30	8 vs. Utah	5/7	78-69	W

3123-2612

- 1 EA Sports Maui Invitational (Lahaina Civic Center | Maui, Hawaii)
- 2 Premier Classic (Phoenix)
- 3 Great Eight (United Center | Chicago)
- 4 RCA Dome (Indianapolis)
- 5 Freedom Hall (Louisville, Ky.)
- 6 Georgia Dome (Atlanta)
- 7 Tropicana Field (St. Petersburg, Fla.)
- 8 Alamodome (San Antonio)

LEADING SCORERS			
Jeff Sheppard (6-3 Sr. G)	13.7		
Nazr Mohammed (6-10 Jr. C)	12.0		
Scott Padgett (6-9 Jr. F)	11.5		
Wayne Turner (6-2 Jr. G)	9.3		
Allen Edwards (6-5 Sr. F)	9.2		

1998-99 (28-9, 11-5 SEC)

SEC Tournament Champions | Ranked 8th AP, t5th USA Today/ESPN

Coach: Tubby Smith

Captains: Heshimu Evans, Scott Padgett, Wayne Turner

Nov. 17	EASTERN KENTUCKY	4/NR	99-64	W
Nov. 19	MERCER	4/NR	82-51	W
Nov. 23	1 vs. Wright State	4/NR	97-75	W
Nov. 26	2 vs. Colorado	4/NR	64-52	W
Nov. 27	2 vs. Pittsburgh	4/NR	56-68	L
Nov. 28	2 vs. UCLA	4/10	66-62	W
Dec. 1	3 vs. Kansas	8/7	63-45	W
Dec. 5	MIAMI (FLA.)	8/NR	74-65	W
Dec. 8	4 vs. Indiana	5/11	70-61	W OT
Dec. 12	MARYLAND	5/2	103-91	W
Dec. 19	5 vs. Georgia Tech	3/NR	80-39	W
Dec. 22	6 vs. Duke	3/2	60-71	L
Dec. 26	at Louisville	3/NR	74-83	L
Dec. 29	TENNESSEE STATE	7/NR	97-47	W
Jan. 2	* FLORIDA	7/NR	93-58	W
Jan. 5	* at South Carolina	5/NR	68-61	W
Jan. 9	* at Vanderbilt	5/NR	73-57	W
Jan. 12	* TENNESSEE	6/NR	46-47	L
Jan. 16	* at Ole Miss	6/NR	63-57	W
Jan. 20	* AUBURN	7/6	72-62	W
Jan. 23	* MISSISSIPPI STATE	7/NR	76-49	W
Jan. 26	* at Georgia	6/NR	91-83	W OT
Jan. 30	* LSU	6/NR	86-62	W
Feb. 4	* at Florida	5/NR	68-75	L
Feb. 6	* at Alabama	5/NR	58-62	L
Feb. 13	* SOUTH CAROLINA	8/NR	74-40	W
Feb. 17	* GEORGIA	6/NR	92-71	W
Feb. 20	* at Arkansas	6/NR	70-74	L
Feb. 24	* VANDERBILT	13/NR	88-63	W
Feb. 28	* at Tennessee	13/NR	61-68	L

SEC Tournament (Atlanta)				
Mar. 5	5 vs. Ole Miss	14/NR	83-73	W
Mar. 6	5 vs. Auburn	14/4	69-57	W
Mar. 7	5 vs. Arkansas	14/22	76-63	W

NCAA First/Second Rounds (New Orleans)				
Mar. 12	7 vs. New Mexico State	8/25	82-60	W
Mar. 14	7 vs. Kansas	8/22	92-88	W OT

NCAA Midwest Regional (St. Louis)				
Mar. 19	8 vs. Miami (Ohio)	8/NR	58-43	W
Mar. 21	8 vs. Michigan State	8/2	66-73	L

2790-2320

- 1 US Bank Arena (Cincinnati)
- 2 San Juan Shootout (Bayamone, Puerto Rico)
- 3 Great Eight (United Center | Chicago)
- 4 Freedom Hall (Louisville, Ky.)
- 5 Georgia Dome (Atlanta)
- 6 Jimmy V Classic (Continental Arena | E. Rutherford, N.J.)
- 7 Louisiana Superdome (New Orleans)
- 8 Edward Jones Dome (St. Louis)

LEADING SCORERS			
Scott Padgett (6-9 Sr. F)	12.6		
Heshimu Evans (6-6 Sr. F)	11.8		
Wayne Turner (6-2 Sr. G)	10.5		



Michael Bradley (6-10 So. C)	9.8
Jamaal Magloire (6-10 Jr. C)	7.0

1999-00 (23-10, 12-4 SEC)

Co-SEC Champions | Co-SEC East Champions | Preseason NIT
Runner-Up | Ranked 19th AP, 20th USA Today/ESPN

Coach: Tubby Smith

Nov. 17	1	PENNSYLVANIA	14/NR	67-50	W
Nov. 19	1	UTAH	14/16	56-48	W
Nov. 24	2	vs. Maryland	11/24	61-58	W
Nov. 26	2	vs. Arizona	11/8	51-63	L
Nov. 29	3	vs. Dayton	11/NR	66-68	L
Dec. 4	4	vs. Indiana	13/23	75-83	L
Dec. 7		UNC ASHEVILLE	23/NR	86-41	W
Dec. 11		at Maryland	23/21	66-72	L
Dec. 18		LOUISVILLE	NR/NR	76-46	W
Dec. 23		MICHIGAN STATE	NR/5	60-58	W
Dec. 27		ALASKA ANCHORAGE	NR/NR	62-42	W
Dec. 30	5	vs. Missouri	NR/NR	70-53	W
Jan. 5	6	vs. Georgia Tech	25/NR	80-71	W
Jan. 8	*	VANDERBILT	25/NR	72-52	W
Jan. 11	*	at Auburn	20/4	63-66	L
Jan. 15	*	at South Carolina	20/NR	64-48	W
Jan. 19	*	OLE MISS	18/NR	74-69	W
Jan. 22	*	at Vanderbilt	18/20	81-73	W OT
Jan. 26	*	at Georgia	16/NR	75-69	W
Jan. 29		at Miami (Fla.)	16/NR	60-57	W
Feb. 1	*	TENNESSEE	14/6	81-68	W
Feb. 5	*	SOUTH CAROLINA	14/NR	76-63	W
Feb. 8	*	at Florida	11/12	73-90	L
Feb. 13	*	at LSU	11/25	57-70	L
Feb. 16	*	ALABAMA	19/NR	66-54	W
Feb. 19	*	GEORGIA	19/NR	70-64	W
Feb. 23	*	at Tennessee	18/7	67-74	L
Feb. 26	*	ARKANSAS	18/NR	60-55	W
Feb. 29	*	at Mississippi State	22/NR	73-61	W
Mar. 4	*	FLORIDA	22/8	85-70	W

SEC Tournament (Atlanta)

Mar. 10	7	vs. Arkansas	16/NR	72-86	L
NCAA First/Second Rounds (Cleveland)					
Mar. 16	8	vs. St. Bonaventure	19/NR	85-80	W 2OT
Mar. 18	8	vs. Syracuse	19/16	50-52	L

2280-2074

- 1 Preseason NIT (Rupp Arena | Lexington, Ky.)
- 2 Preseason NIT (Madison Square Garden | New York)
- 3 US Bank Arena (Cincinnati)
- 4 RCA Dome (Indianapolis)
- 5 Sugar Bowl Classic (New Orleans)
- 6 Freedom Hall (Louisville, Ky.)
- 7 Georgia Dome (Atlanta)
- 8 Cleveland Convocation Center (Cleveland)

LEADING SCORERS

Tayshaun Prince (6-9 So. F)	13.3
Jamaal Magloire (6-10 Sr. C)	13.2
Keith Bogans (6-5 Fr. G)	12.5
Desmond Allison (6-5 So F)	7.8
Jules Camara (6-11 So. F)	7.2

2000-01 (24-10, 12-4 SEC)

Co-SEC Champions | Co-SEC East Champions | SEC Tournament Champions | Ranked 9th AP, 8th ESPN/USA Today

Coach: Tubby Smith | Captains: Tayshaun Prince, Jan. P. Blevins

Nov. 9	1	vs. St. John's	12/24	61-62	L
Nov. 10	1	vs. UCLA	12/17	92-97	L OT
Nov. 21	2	vs. Jacksonville State	20/NR	91-48	W
Nov. 25		PENN STATE	22/NR	68-73	L
Dec. 2		at North Carolina	NR/6	93-76	W
Dec. 5		EASTERN KENTUCKY	NR/NR	94-79	W
Dec. 9	3	vs. Georgia Tech	NR/NR	84-86	L
Dec. 16		at Michigan State	NR/2	45-46	L
Dec. 22	4	vs. Indiana	NR/NR	88-74	W
Dec. 27		HIGH POINT	NR/NR	102-49	W

Jan. 2		at Louisville	NR/NR	64-62	W
Jan. 6	*	GEORGIA	NR/NR	67-63	W
Jan. 10	*	SOUTH CAROLINA	NR/NR	69-63	W
Jan. 13		NOTRE DAME	NR/25	82-71	W
Jan. 16	*	TENNESSEE	NR/4	84-74	W
Jan. 20	*	at Ole Miss	NR/21	55-65	L
Jan. 23	*	at Alabama	NR/18	60-70	L
Jan. 27	*	VANDERBILT	NR/NR	86-75	W
Jan. 31	*	at Georgia	NR/25	85-70	W
Feb. 3	*	at South Carolina	NR/NR	94-61	W
Feb. 6	*	FLORIDA	NR/8	71-70	W
Feb. 10	*	MISSISSIPPI STATE	NR/NR	76-57	W
Feb. 14	*	at Tennessee	22/15	103-95	W
Feb. 17	*	at Vanderbilt	22/NR	79-74	W
Feb. 21	*	LSU	13/NR	84-61	W
Feb. 25	*	at Arkansas	13/NR	78-82	L
Feb. 28	*	AUBURN	15/NR	90-78	W
Mar. 4	*	at Florida	15/6	86-94	L

SEC Tournament (Nashville, Tenn.)

Mar. 9	5	vs. South Carolina	15/NR	78-65	W
Mar. 10	5	vs. Arkansas	15/NR	87-78	W
Mar. 11	5	vs. Ole Miss	15/14	77-55	W

NCAA First/Second Rounds (Uniondale, N.Y.)

Mar. 15	6	vs. Holy Cross	9/NR	72-68	W
Mar. 17	6	vs. Iowa	9/24	92-79	W

NCAA East Regional (Philadelphia, Pa.)

Mar. 22	7	Southern Cal	9/NR	76-80	L
---------	---	--------------	------	-------	---

2713-2400

1 Coaches vs. Cancer (Madison Square Garden | New York)

2 US Bank Arena (Cincinnati)

3 Philips Arena (Atlanta)

4 Freedom Hall (Louisville, Ky.)

5 Gaylord Entertainment Center (Nashville, Tenn.)

6 Nassau Coliseum (Uniondale, N.Y.)

7 First Union Center (Philadelphia)

LEADING SCORERS

Keith Bogans (6-5 So. G)	17.0
Tayshaun Prince (6-9 Jr. F)	16.9
Jason Parker (6-8 Fr. C)	8.6
Marquis Estill (6-9 So. F)	7.3
Saul Smith (6-2 Sr. G)	6.8

2001-02 (22-10, 10-6 SEC)

Co-SEC East Champions | Ranked 16th AP, 13th USA Today/ESPN

Coach: Tubby Smith | Captains: Jan. P. Blevins, Tayshaun Prince

Nov. 15	1	WESTERN KENTUCKY	4/NR	52-64	L
Nov. 16	1	MARSHALL	4/NR	90-73	W
Nov. 24		MOREHEAD STATE	10/NR	94-75	W
Nov. 28	2	vs. Kent State	13/NR	82-68	W
Dec. 5		VMI	11/NR	99-57	W
Dec. 8		NORTH CAROLINA	11/NR	79-59	W
Dec. 15		KENTUCKY STATE	9/NR	118-63	W
Dec. 18	3	vs. Duke	7/1	92-95	L OT
Dec. 22	4	vs. Indiana	7/NR	66-52	W
Dec. 29		LOUISVILLE	6/NR	82-62	W
Jan. 2	5	vs. Tulane	6/NR	101-67	W
Jan. 5	*	at Mississippi State	6/NR	69-74	L OT
Jan. 9	*	GEORGIA	8/NR	84-88	L
Jan. 12	*	at South Carolina	8/NR	51-50	W
Jan. 15	*	OLE MISS	12/NR	87-64	W
Jan. 19		at Notre Dame	12/NR	72-65	W
Jan. 22	*	at Auburn	8/NR	69-62	W
Jan. 26	*	ALABAMA	8/14	61-64	L
Jan. 29	*	at Florida	10/5	70-68	W
Feb. 2	*	SOUTH CAROLINA	10/NR	91-74	W
Feb. 6	*	at Tennessee	7/NR	74-76	L OT
Feb. 9	*	at LSU	7/NR	68-56	W
Feb. 13	*	VANDERBILT	10/NR	67-59	W
Feb. 16	*	at Georgia	10/21	69-78	L
Feb. 19	*	TENNESSEE	12/NR	64-61	W
Feb. 23	*	ARKANSAS	12/NR	71-58	W
Feb. 27	*	at Vanderbilt	11/NR	73-86	L
Mar. 2	*	FLORIDA	11/8	70-67	W



SEC Tournament (Atlanta)					
Mar. 8	6	vs. South Carolina	12/NR	57-70	L
NCAA First/Second Rounds (St. Louis)					
Mar. 14	7	vs. Valparaiso	16/NR	83-68	W
Mar. 16	7	vs. Tulsa	16/NR	87-82	W
NCAA East Regional (Syracuse, N.Y.)					
Mar. 22	8	vs. Maryland	16/4	68-78	L

- 1 NABC Classic (Rupp Arena | Lexington, Ky.)
- 2 US Bank Arena (Cincinnati)
- 3 Continental Arena (East Rutherford, N.J.)
- 4 RCA Dome (Indianapolis)
- 5 Freedom Hall (Louisville, Ky.)
- 6 Georgia Dome (Atlanta)
- 7 Edward Jones Dome (St. Louis)
- 8 Carrier Dome (Syracuse, N.Y.)

LEADING SCORERS

Tayshaun Prince (6-9 Sr. F)	17.5
Keith Bogans (6-5 Jr. G)	11.6
Marquis Estill (6-9 Jr. C)	8.9
Gerald Fitch (6-3 So. G)	8.9
Cliff Hawkins (6-1 So. G)	7.1

2002-03 (32-4, 16-0 SEC)

SEC Champions | SEC East Champions | SEC Tournament Champions | Ranked 1st AP, 4th USA Today/ESPN

Coach: Tubby Smith

Captains: Keith Bogans, Jules Camara, Marquis Estill

Nov. 25	1	vs. Arizona State	17/NR	82-65	W
Nov. 26	1	vs. Virginia	15/NR	61-75	L
Nov. 27	1	vs. Gonzaga	15/20	80-72	W
Dec. 3		HIGH POINT	18/NR	84-64	W
Dec. 7		at North Carolina	18/12	98-81	W
Dec. 10		at Tulane	12/NR	76-60	W
Dec. 14		MICHIGAN STATE	12/21	67-71	L
Dec. 21	2	vs. Indiana	18/6	70-64	W
Dec. 28		at Louisville	14/NR	63-81	L
Dec. 30		TENNESSEE STATE	20/NR	115-87	W
Jan. 2		ALCORN STATE	20/NR	94-63	W
Jan. 4	3	vs. Ohio	20/NR	83-75	W
Jan. 8	*	at Tennessee	18/NR	74-71	W
Jan. 11	*	SOUTH CAROLINA	18/NR	62-55	W
Jan. 14	*	at Vanderbilt	16/NR	74-52	W
Jan. 18		NOTRE DAME	16/10	88-73	W
Jan. 22	*	AUBURN	8/24	67-51	W
Jan. 25	*	at Alabama	8/15	63-46	W
Feb. 1	*	at South Carolina	7/NR	87-69	W
Feb. 4	*	FLORIDA	6/1	70-55	W
Feb. 8	*	at Ole Miss	6/NR	80-62	W
Feb. 11	*	GEORGIA	3/20	87-67	W
Feb. 15	*	LSU	3/NR	68-57	W
Feb. 19	*	at Arkansas	2/NR	66-50	W
Feb. 23	*	MISSISSIPPI STATE	2/19	70-62	W
Feb. 26	*	TENNESSEE	2/NR	80-68	W
Mar. 2	*	at Georgia	2/21	74-66	W
Mar. 5	*	VANDERBILT	2/NR	106-44	W
Mar. 8	*	at Florida	2/3	69-67	W

SEC Tournament (New Orleans)

Mar. 14	4	vs. Vanderbilt	2/NR	81-63	W
Mar. 15	4	vs. Auburn	2/NR	78-58	W
Mar. 16	4	vs. Mississippi State	2/NR	64-57	W

NCAA First/Second Rounds (Nashville, Tenn.)

Mar. 21	5	vs. IUPUI	1/NR	95-64	W
Mar. 23	5	vs. Utah	1/NR	74-54	W

NCAA Midwest Regional (Minneapolis)

Mar. 27	6	vs. Wisconsin	1/21	63-57	W
Mar. 29	6	vs. Marquette	1/9	69-83	L

2782-2309

- 1 EA Sports Maui Invitational (Lahaina Civic Center | Maui, Hawaii)
- 2 Freedom Hall (Louisville, Ky.)
- 3 US Bank Arena (Cincinnati)
- 4 Louisiana Superdome (New Orleans)
- 5 Gaylord Entertainment Center (Nashville, Tenn.)
- 6 Hubert H. Humphrey Metrodome (Minneapolis)

LEADING SCORERS

Keith Bogans (6-5 Sr. G)	15.7
Gerald Fitch (6-3 Jr. G)	12.3
Marquis Estill (6-9 Sr. C)	11.6
Erik Daniels (6-8 Jr. F)	9.5
Chuck Hayes (6-6 So. F)	8.6

2003-04 (27-5, 13-3 SEC)

SEC East Champions | SEC Tournament Champions | Ranked 2nd AP, 8th USA Today/ESPN

Coach: Tubby Smith

Nov. 21		WINTHROP	11/NR	65-44	W
Nov. 28		TENNESSEE TECH	10/NR	108-81	W
Dec. 1	1	vs. Marshall	9/NR	89-76	W
Dec. 6	2	vs. UCLA	9/NR	52-50	W
Dec. 13	3	vs. Michigan State	8/21	79-74	W
Dec. 20	4	vs. Indiana	2/NR	80-41	W
Dec. 23		EASTERN KENTUCKY	2/NR	101-72	W
Dec. 27		LOUISVILLE	2/20	56-65	L
Dec. 31	5	vs. Austin Peay	8/NR	61-53	W
Jan. 3		NORTH CAROLINA	8/12	61-56	W
Jan. 10	*	VANDERBILT	7/20	75-63	W
Jan. 13	*	at Mississippi State	5/20	67-66	W
Jan. 17	*	GEORGIA	5/NR	57-65	L
Jan. 20	*	at Tennessee	9/NR	69-68	W
Jan. 25		at Notre Dame	9/NR	71-63	W
Jan. 28	*	OLE MISS	5/NR	71-61	W
Jan. 31	*	at Vanderbilt	5/NR	60-66	L
Feb. 3	*	at Florida	9/21	68-65	W
Feb. 7	*	SOUTH CAROLINA	9/25	65-64	W
Feb. 10	*	ALABAMA	8/NR	66-55	W
Feb. 14	*	at Georgia	8/NR	68-74	L
Feb. 18	*	ARKANSAS	9/NR	73-56	W
Feb. 21	*	at Auburn	9/NR	68-59	W
Feb. 25	*	TENNESSEE	9/NR	92-60	W
Feb. 29	*	at LSU	9/NR	70-64	W
Mar. 3	*	at South Carolina	9/NR	84-65	W
Mar. 7	*	FLORIDA	9/NR	82-62	W

SEC Tournament (Atlanta)

Mar. 12	6	vs. Georgia	8/NR	69-60	W
Mar. 13	6	vs. South Carolina	8/23	78-63	W
Mar. 14	6	vs. Florida	8/NR	89-73	W

NCAA First/Second Rounds (Columbus, Ohio)

Mar. 19	7	vs. Florida A&M	2/NR	96-76	W
Mar. 21	7	vs. UAB	2/NR	75-76	L

2365-2036

- 1 US Bank Arena (Cincinnati)
- 2 Wooden Classic (Arrowhead Pond | Anaheim, Calif.)
- 3 Ford Field (Detroit)
- 4 RCA Dome (Indianapolis)
- 5 Freedom Hall (Louisville, Ky.)
- 6 Georgia Dome (Atlanta)
- 7 Nationwide Arena (Columbus, Ga.)

LEADING SCORERS

Gerald Fitch (6-3 Sr. G)	16.2
Erik Daniels (6-8 Sr. F)	14.5
Keleena Azubuike (6-5 So. G)	11.1
Chuck Hayes (6-6 Jr. F)	10.7
Cliff Hawkins (6-1 Sr. G)	10.3

2004-05 (28-6, 14-2 SEC)

SEC Champions | SEC East Champions | Ranked 7th AP, 5th USA Today/ESPN

Coach: Tubby Smith | Captains: Josh Carrier, Chuck Hayes

Nov. 20		COPPIN STATE	9/NR	77-46	W
Nov. 23	1	vs. Ball State	8/NR	73-53	W
Nov. 26		GEORGIA STATE	8/NR	77-59	W



ALL-TIME RESULTS

Nov. 30	TENNESSEE TECH	8/NR	92-63	W
Dec. 4	at North Carolina	8/9	78-91	L
Dec. 8	MOREHEAD STATE	10/NR	71-40	W
Dec. 11	2 vs. Indiana	10/NR	73-58	W
Dec. 18	at Louisville	9/13	60-58	W
Dec. 22	WILLIAM & MARY	8/NR	92-47	W
Dec. 29	CAMPBELL	8/NR	82-50	W
Jan. 5	* SOUTH CAROLINA	8/NR	79-75	W
Jan. 9	KANSAS	8/2	59-65	L
Jan. 12	* VANDERBILT	9/NR	69-54	W
Jan. 15	* at Georgia	9/NR	76-55	W
Jan. 19	* at Ole Miss	8/NR	53-50	W
Jan. 22	* LSU	8/NR	89-58	W
Jan. 25	* at Tennessee	7/NR	84-62	W
Jan. 29	* at Arkansas	7/NR	68-67	W
Feb. 5	* at Vanderbilt	6/NR	84-70	W
Feb. 8	* FLORIDA	5/NR	69-66	W
Feb. 12	* GEORGIA	5/NR	60-51	W
Feb. 15	* at South Carolina	3/NR	61-73	L
Feb. 19	* MISSISSIPPI STATE	3/NR	94-78	W
Feb. 23	* AUBURN	5/NR	81-73	W
Feb. 26	* at Alabama	5/16	78-71	W
Mar. 2	* TENNESSEE	3/NR	73-61	W
Mar. 6	* at Florida	3/NR	52-53	L

SEC Tournament (Atlanta)

Mar. 11	3 vs. Tennessee	4/NR	86-62	W
Mar. 12	3 vs. LSU	4/NR	79-78	W OT
Mar. 13	3 vs. Florida	4/NR	53-70	L

NCAA First/Second Rounds (Indianapolis)

Mar. 17	4 vs. Eastern Kentucky	7/NR	72-64	W
Mar. 19	4 vs. Cincinnati	7/23	69-60	W

NCAA Austin Regional (Austin, Texas)

Mar. 25	5 vs. Utah	7/18	62-52	W
Mar. 27	5 vs. Michigan State	7/15	88-94	L 2OT

2503-2127

- 1 US Bank Arena (Cincinnati)
- 2 Freedom Hall (Louisville, Ky.)
- 3 Georgia Dome (Atlanta)
- 4 RCA Dome (Indianapolis)
- 5 Frank Erwin Center (Austin, Texas)

LEADING SCORERS

Kelenna Azubuike (6-5 Jr. F)	14.7
Patrick Sparks (6-0 Jr. G)	11.0
Chuck Hayes (6-6 Sr. F)	10.9
Randolph Morris (6-10 Fr. C)	8.8
Rajon Rondo (6-1 Fr G)	8.1

2005-06 (22-13, 9-7 SEC)

Coach: Tubby Smith | Captains: Preston LeMaster, Ravi Moss, Patrick Sparks, Brandon Stockton

Nov. 13	1 SOUTH DAKOTA STATE	9/NR	71-54	W
Nov. 14	1 LIPSCOMB	8/NR	67-49	W
Nov. 21	2 vs. Iowa	7/20	63-67	L
Nov. 22	2 vs. West Virginia	7/13	80-66	W
Nov. 25	LIBERTY	7/NR	81-51	W
Nov. 29	HIGH POINT	10/NR	75-55	W
Dec. 3	NORTH CAROLINA	10/NR	79-83	L
Dec. 6	3 at Georgia State	15/NR	73-46	W
Dec. 10	4 vs. Indiana	15/18	53-79	L
Dec. 17	LOUISVILLE	23/4	73-61	W
Dec. 23	5 vs. Iona	19/NR	73-67	W
Dec. 30	6 vs. Ohio	18/NR	71-63	W
Jan. 3	UCF	19/NR	59-57	W
Jan. 7	at Kansas	19/NR	46-73	L
Jan. 10	* VANDERBILT	NR/NR	51-57	L
Jan. 14	* ALABAMA	NR/NR	64-68	L
Jan. 17	* at Georgia	NR/NR	69-55	W
Jan. 21	* SOUTH CAROLINA	NR/NR	80-78	W
Jan. 24	* at Auburn	NR/NR	71-62	W
Jan. 29	* ARKANSAS	NR/NR	78-76	W
Feb. 1	* at Mississippi State	NR/NR	81-66	W
Feb. 4	* at Florida	NR/8	80-95	L

Feb. 7	* TENNESSEE	NR/11	67-75	L
Feb. 11	* at Vanderbilt	NR/NR	81-84	L
Feb. 15	* GEORGIA	NR/NR	68-61	W
Feb. 18	* at South Carolina	NR/NR	79-66	W
Feb. 22	* OLE MISS	NR/NR	80-40	W
Feb. 25	* at LSU	NR/24	67-71	L
Mar. 1	* at Tennessee	NR/11	80-78	W
Mar. 5	* FLORIDA	NR/17	64-79	L

SEC Tournament (Nashville, Tenn.)

Mar. 9	7 vs. Ole Miss	NR/NR	71-57	W
Mar. 10	7 vs. Alabama	NR/NR	68-61	W
Mar. 11	7 vs. South Carolina	NR/NR	61-65	L

NCAA First/Second Rounds (Philadelphia)

Mar. 17	8 vs. UAB	NR/25	69-64	W
Mar. 19	8 vs. UConn	NR/2	83-87	L

2477-2314

- 1 Guardians Classic (Lexington, Ky.)
- 2 Guardians Classic (Municipal Auditorium | Kansas City, Mo.)
- 3 Philips Arena (Atlanta)
- 4 RCA Dome (Indianapolis)
- 5 Freedom Hall (Louisville, Ky.)
- 6 US Bank Arena (Cincinnati)
- 7 Gaylor Entertainment Center (Nashville, Tenn.)
- 8 Wachovia Center (Philadelphia)

LEADING SCORERS

Randolph Morris (6-10 So. C)	13.3
Rajon Rondo (6-1 So. G)	11.2
Joe Crawford (6-4 So. G)	10.2
Patrick Sparks (6-0 Sr. G)	9.7
Ramel Bradley (6-1 So. G)	7.9

2006-07 (22-12, 9-7 SEC)

Coach: Tubby Smith

Captains: Lukasz Obrzut, Bobby Perry, Shera Thomas

Nov. 15	MIAMI (OHIO)	22/NR	57-46	W
Nov. 17	MISSISSIPPI VALLEY STATE	22/NR	79-56	W
Nov. 20	1 vs. DePaul	22/NR	87-81	W
Nov. 21	1 vs. UCLA	20/5	68-73	L
Nov. 22	1 vs. Memphis	20/12	63-80	L
Nov. 28	COLLEGE OF CHARLESTON	NR/NR	77-61	W
Dec. 2	at North Carolina	NR/7	63-75	L
Dec. 5	2 vs. Chattanooga	NR/NR	79-63	W
Dec. 9	INDIANA	NR/NR	59-54	W
Dec. 16	at Louisville	NR/NR	61-49	W
Dec. 19	SANTA CLARA	NR/NR	74-60	W
Dec. 22	UMASS	NR/NR	82-68	W
Dec. 29	EASTERN KENTUCKY	NR/NR	78-65	W
Jan. 3	HOUSTON	NR/NR	77-70	W
Jan. 6	* at Ole Miss	NR/NR	68-58	W
Jan. 10	* AUBURN	NR/NR	84-57	W
Jan. 13	* MISSISSIPPI STATE	NR/NR	64-60	W
Jan. 16	* at South Carolina	25/NR	87-49	W
Jan. 20	* VANDERBILT	25/NR	67-72	L
Jan. 24	* at Georgia	NR/NR	69-78	L OT
Jan. 28	* TENNESSEE	NR/NR	76-57	W
Feb. 3	* at Arkansas	NR/NR	82-74	W
Feb. 7	* SOUTH CAROLINA	20/NR	95-89	W
Feb. 10	* FLORIDA	20/1	61-64	L
Feb. 13	* at Tennessee	20/NR	85-89	L
Feb. 17	* at Alabama	20/25	61-72	L
Feb. 20	* LSU	NR/NR	70-63	W
Feb. 25	* at Vanderbilt	NR/17	65-67	L
Feb. 28	* GEORGIA	NR/NR	82-70	W
Mar. 4	* at Florida	NR/5	72-85	L

SEC Tournament (Atlanta)

Mar. 8	3 vs. Alabama	NR/NR	79-67	W
Mar. 9	3 vs. Mississippi State	NR/NR	82-84	L OT

NCAA First/Second Rounds (Chicago)

Mar. 16	4 vs. Villanova	NR/NR	67-58	W
Mar. 18	4 vs. Kansas	NR/2	76-88	L

2496-2302



- 1 EA Sports Maui Invitational (Lahaina Civic Center | Maui, Hawaii)
- 2 Freedom Hall (Louisville, Ky.)
- 3 Georgia Dome (Atlanta)
- 4 United Center (Chicago)

LEADING SCORERS

Randolph Morris (6-11 Jr. C)	16.1
Joe Crawford (6-5 Jr. G)	14.0
Ramel Bradley (6-2 Jr. G)	13.4
Jodie Meeks (6-5 Fr. G)	8.7
Bobby Perry (6-8 Sr. F)	8.4

BILLY GILLISPIE ERA (2008-2009)

2007-08 (18-13, 12-4 SEC)

Coach: Billy Gillispie

Nov. 6	1	CENTRAL ARKANSAS	20/NR	67-40	W
Nov. 7	1	GARDNER-WEBB	20/NR	68-84	L
Nov. 21		LIBERTY	NR/NR	80-54	W
Nov. 24		TEXAS SOUTHERN	NR/NR	83-35	W
Nov. 27		STONY BROOK	NR/NR	62-52	W
Dec. 1		NORTH CAROLINA	NR/1	77-86	L
Dec. 8		at Indiana	NR/15	51-70	L
Dec. 15	2	vs. UAB	NR/NR	76-79	L
Dec. 18		at Houston	NR/NR	69-83	L
Dec. 22		TENNESSEE TECH	NR/NR	69-47	W
Dec. 29		SAN DIEGO	NR/NR	72-81	L
Dec. 31		FLORIDA INTERNATIONAL	NR/NR	92-49	W
Jan. 5		LOUISVILLE	NR/NR	75-89	L
Jan. 12	*	VANDERBILT	NR/13	79-73	W OT
Jan. 15	*	at Mississippi State	NR/NR	69-64	L
Jan. 19	*	at Florida	NR/NR	70-81	L OT
Jan. 22	*	TENNESSEE	NR/3	72-66	W
Jan. 26	*	SOUTH CAROLINA	NR/NR	78-70	W
Feb. 2	*	at Georgia	NR/NR	63-58	W
Feb. 6	*	at Auburn	NR/NR	66-63	W
Feb. 9	*	ALABAMA	NR/NR	62-52	W
Feb. 12	*	at Vanderbilt	NR/24	52-93	L
Feb. 16	*	at LSU	NR/NR	67-63	W
Feb. 19	*	GEORGIA	NR/NR	61-55	W
Feb. 23	*	ARKANSAS	NR/NR	63-58	W
Feb. 27	*	OLE MISS	NR/NR	58-54	W
Mar. 2	*	at Tennessee	NR/1	60-63	L
Mar. 5	*	at South Carolina	NR/NR	71-63	W
Mar. 9	*	FLORIDA	NR/NR	75-70	W

SEC Tournament (Atlanta)

Mar. 15	3	vs. Georgia	NR/NR	56-60	L OT
---------	---	-------------	-------	-------	------

NCAA First/Second Rounds (Anaheim, Calif.)

Mar. 20	4	vs. Marquette	NR/25	66-74	L
---------	---	---------------	-------	-------	---

2129-2029

- 1 2k Sports College Hoops Classic (Lexington, Ky.)
- 2 Freedom Hall (Louisville, Ky.)
- 3 Alexander Memorial Coliseum- Ga. Tech (Atlanta)
- 4 Honda Center (Anaheim, Calif.)

LEADING SCORERS

Joe Crawford (6-5, Sr.)	17.9
Patrick Patterson (6-8, Fr.)	16.4
Ramel Bradley (6-2, Sr.)	15.9
Jodie Meeks (6-4, So.)	8.8
Perry Stevenson (6-9, So.)	5.9

2008-09 (22-14, 8-8 SEC)

Coach: Billy Gillispie

Nov. 14		VMI	NR/NR	103-111	L
Nov. 18		at North Carolina	NR/1	58-77	L
Nov. 22	1	DELAWARE STATE	NR/NR	71-42	W
Nov. 24	1	LONGWOOD	NR/NR	91-57	W
Nov. 28	2	vs. Kansas State	NR/NR	74-72	W
Nov. 29	2	vs. West Virginia	NR/NR	54-43	W
Dec. 3		LAMAR	NR/NR	103-61	W
Dec. 6		MIAMI (FLA.)	NR/21	67-73	L
Dec. 7		MISSISSIPPI VALLEY STATE	NR/NR	88-65	W
Dec. 13		INDIANA	NR/NR	72-54	W

Dec. 20	3	vs. Appalachian State	NR/NR	93-69	W
Dec. 22		TENNESSEE STATE	NR/NR	102-58	W
Dec. 27		FLORIDA ATLANTIC	NR/NR	76-69	W
Dec. 29		CENTRAL MICHIGAN	NR/NR	84-52	W
Jan. 4		at Louisville	NR/18	71-74	L
Jan. 10	*	VANDERBILT	NR/NR	70-60	W
Jan. 13	*	at Tennessee	NR/24	90-72	W
Jan. 18	*	at Georgia	NR/NR	68-45	W
Jan. 21	*	AUBURN	NR/NR	73-64	W
Jan. 24	*	at Alabama	NR/NR	61-51	W
Jan. 27	*	at Ole Miss	24/NR	80-85	L
Jan. 31	*	SOUTH CAROLINA	24/NR	77-78	L
Feb. 3	*	MISSISSIPPI STATE	NR/NR	57-66	L
Feb. 10	*	FLORIDA	NR/NR	68-65	W
Feb. 14	*	at Arkansas	NR/NR	79-63	W
Feb. 17	*	at Vanderbilt	NR/NR	64-77	L
Feb. 21	*	TENNESSEE	NR/NR	77-58	W
Feb. 25	*	at South Carolina	NR/NR	59-77	L
Feb. 28	*	LSU	NR/18	70-73	L
Mar. 4	*	GEORGIA	NR/NR	85-90	L
Mar. 7	*	at Florida	NR/NR	53-60	L

SEC Tournament (Tampa, Fla.)

Mar. 12	4	vs. Ole Miss	NR/NR	71-58	W
Mar. 13	4	vs. LSU	NR/20	58-67	L

NIT

Mar. 17	5	UNLV	NR/NR	70-60	W
Mar. 23	6	at Creighton	NR/NR	65-63	W
Mar. 25	7	at Notre Dame	NR/NR	67-77	L

2669-2386

- 1 Las Vegas Invitational (Lexington, Ky.)
- 2 Las Vegas Invitational (Orleans Arena | Las Vegas)
- 3 Freedom Hall (Louisville)
- 4 St. Pete Times Forum (Tampa, Fla.)
- 5 Memorial Coliseum (Lexington, Ky.)
- 6 Qwest Center (Omaha, Neb.)
- 7 Joyce Center (South Bend, Ind.)

LEADING SCORERS

Jodie Meeks (6-4, Jr., G)	23.7
Patrick Patterson (6-9, So., F)	17.9
Perry Stevenson (6-9, Jr., F)	7.8
Ramon Harris (6-7, Jr., G)	5.5
Darius Miller (6-7, Fr., G)	5.3

JOHN CALIPARI ERA (2010-PRES.)

2009-10 (35-3, 14-2 SEC)

SEC Champions | SEC East Champions | SEC Tournament Champions | Ranked 2nd AP, 5th USA Today/ESPN

Coach: John Calipari

Nov. 13		MOREHEAD STATE	4/NR	75-59	W
Nov. 16		MIAMI (OHIO)	4/NR	72-70	W
Nov. 19	1	SAM HOUSTON STATE	4/NR	102-92	W
Nov. 21	1	RIDER	4/NR	92-63	W
Nov. 24	2	vs. Cleveland State	5/NR	73-49	W
Nov. 25	2	vs. Stanford	5/NR	73-65	W OT
Nov. 30	3	vs. UNC Asheville	5/NR	94-57	W
Dec. 5		NORTH CAROLINA	5/10	68-66	W
Dec. 9	4	vs. UConn	4/14	64-61	W
Dec. 12		at Indiana	4/NR	90-73	W
Dec. 19		AUSTIN PEAY	3/NR	90-69	W
Dec. 21		DREXEL	3/NR	88-44	W
Dec. 23		LONG BEACH STATE	3/NR	86-73	W
Dec. 29		HARTFORD	3/NR	104-61	W
Jan. 2		LOUISVILLE	3/NR	71-62	W
Jan. 9	*	GEORGIA	3/NR	76-68	W
Jan. 12	*	at Florida	2/NR	89-77	W
Jan. 16	*	at Auburn	2/NR	72-67	W
Jan. 23	*	ARKANSAS	2/NR	101-70	W
Jan. 26	*	at South Carolina	1/NR	62-68	L
Jan. 30	*	VANDERBILT	1/21	85-72	W
Feb. 2	*	OLE MISS	4/25	85-75	W
Feb. 6	*	at LSU	4/NR	81-55	W
Feb. 9	*	ALABAMA	3/NR	66-55	W



ALL-TIME RESULTS

Feb. 13	*	TENNESSEE	3/12	73-62	W
Feb. 16	*	at Mississippi State	3/NR	81-75	W OT
Feb. 20	*	at Vanderbilt	2/17	58-56	W
Feb. 25	*	SOUTH CAROLINA	2/NR	82-61	W
Feb. 27	*	at Tennessee	2/19	65-74	L
Mar. 3	*	at Georgia	3/NR	80-69	W
Mar. 7	*	FLORIDA	3/NR	74-66	W

SEC Tournament (Nashville, Tenn.)

Mar. 12	5	vs. Alabama	2/NR	73-67	W
Mar. 13	5	vs. Tennessee	2/15	74-45	W
Mar. 14	5	vs. Mississippi State	2/NR	75-74	W OT

NCAA First/Second Rds. (New Orleans)

Mar. 18	6	vs. ETSU	2/NR	100-71	W
Mar. 20	6	vs. Wake Forest	2/NR	90-60	W

NCAA East Regional (Syracuse, N.Y.)

Mar. 25	7	vs. Cornell	2/NR	62-45	W
Mar. 27	7	vs. West Virginia	2/6	66-73	L

3012-2468

- Cancun Challenge (Rupp Arena | Lexington, Ky.)
- Cancun Challenge (Moon Palace Resort | Cancun, Mexico)
- Freedom Hall (Louisville, Ky.)
- SEC/Big East Invitational (Madison Square Garden | New York)
- Bridgestone Arena (Nashville, Tenn.)
- New Orleans Arena (New Orleans)
- Carrier Dome (Syracuse, N.Y.)

LEADING SCORERS

John Wall (6-4, Fr.)	16.6
DeMarcus Cousins (6-11, Fr.)	15.1
Patrick Patterson (6-9, Jr.)	14.3
Eric Bledsoe (6-1, Fr.)	11.3
Darius Miller (6-7, So.)	6.5

2010 Canada Exhibition Tour**(Not counted in win-loss record)**

Aug. 15	Windsor	95-62	W
Aug. 16	Western Ontario	96-68	W
Aug. 17	Windsor	104-75	W

2010-11 (29-9, 10-6 SEC)**SEC Tournament Champions | NCAA Final Four | Ranked 11th AP, 3rd USA Today/ESPN**

Coach: John Calipari

Nov. 12	ETSU	11/NR	88-65	W
Nov. 19	1 vs. Portland	12/NR	79-48	W
Nov. 22	2 vs. Oklahoma	8/NR	76-64	W
Nov. 23	2 vs. Washington	8/13	74-67	W
Nov. 24	2 vs. UConn	8/NR	67-84	L
Nov. 30	BOSTON U.	10/NR	91-57	W
Dec. 4	at North Carolina	10/NR	73-75	L
Dec. 8	3 vs. Notre Dame	17/23	72-58	W
Dec. 11	INDIANA	17/NR	81-62	W
Dec. 18	MISSISSIPPI VALLEY STATE	17/NR	85-60	W
Dec. 22	WINTHROP	13/NR	89-52	W
Dec. 28	COPPIN STATE	11/NR	91-61	W
Dec. 31	at Louisville	11/22	78-63	W
Jan. 3	PENN	10/NR	86-62	W
Jan. 8	* at Georgia	10/NR	70-77	L
Jan. 11	* AUBURN	13/NR	78-54	W
Jan. 15	* LSU	13/NR	82-44	W
Jan. 18	* at Alabama	12/NR	66-68	L
Jan. 22	* at South Carolina	12/NR	67-58	W
Jan. 29	* GEORGIA	14/NR	66-60	W
Feb. 1	* at Ole Miss	10/NR	69-71	L
Feb. 5	* at Florida	10/NR	68-70	L
Feb. 8	* TENNESSEE	18/NR	73-61	W
Feb. 12	* at Vanderbilt	18/23	77-81	L
Feb. 15	* MISSISSIPPI STATE	22/NR	85-79	W
Feb. 19	* SOUTH CAROLINA	22/NR	90-59	W
Feb. 23	* at Arkansas	22/NR	76-77	L OT
Feb. 26	* FLORIDA	22/13	76-68	W
Mar. 1	* VANDERBILT	20/21	68-66	W
Mar. 6	* at Tennessee	20/NR	64-58	W

SEC Tournament (Atlanta)

Mar. 11	4	vs. Ole Miss	15/NR	75-66	W
Mar. 12	4	vs. Alabama	15/NR	72-58	W
Mar. 13	4	vs. Florida	15/12	70-54	W

NCAA First/Second Rounds (Tampa, Fla.)

Mar. 17	5	vs. Princeton	11/NR	59-57	W
Mar. 19	5	vs. West Virginia	11/22	71-63	W

NCAA East Regional (Newark, N.J.)

Mar. 25	6	vs. Ohio State	11/1	62-60	W
Mar. 27	6	vs. North Carolina	11/7	76-69	W

NCAA Final Four (Houston)

April 2	7	vs. UConn	11/9	55-56	L
---------	---	-----------	------	-------	---

2845-2412

- Rose Garden (Portland, Ore.)
- EA Sports Maui Invitational (Lahaina Civic Center | Maui, Hawaii)
- SEC/Big East Invitational (Freedom Hall | Louisville, Ky.)
- Georgia Dome (Atlanta)
- St. Pete Times Forum (Tampa, Fla.)
- Prudential Center (Newark, N.J.)
- Reliant Stadium (Houston)

LEADING SCORERS

Brandon Knight (6-3 Fr. G)	17.3
Terrence Jones (6-8 Fr. F)	15.7
Doron Lamb (6-4 Fr. G)	12.3
Darius Miller (6-7 Jr. G)	10.9
DeAndre Liggins (6-6 Jr. G)	8.6

2011-12 (38-2, 16-0 SEC)**National Champions | SEC Champions | SEC East Champions |****Ranked 1st AP, 1st Coaches**

Coach: John Calipari

Nov. 11	MARIST	2/NR	108-58	W
Nov. 15	1 vs. Kansas	2/12	75-65	W
Nov. 19	2 vs. Penn State	2/NR	85-47	W
Nov. 20	2 vs. Old Dominion	2/NR	62-52	W
Nov. 23	RADFORD	2/NR	88-40	W
Nov. 26	PORTLAND	2/NR	87-63	W
Dec. 1	ST. JOHN'S	1/NR	81-59	W
Dec. 3	NORTH CAROLINA	1/5	73-72	W
Dec. 10	at Indiana	1/NR	72-73	L
Dec. 17	CHATTANOOGA	3/NR	87-62	W
Dec. 20	SAMFORD	3/NR	82-50	W
Dec. 22	LOYOLA	3/NR	87-63	W
Dec. 28	LAMAR	3/NR	86-64	W
Dec. 31	LOUISVILLE	3/4	69-62	W
Jan. 3	3 vs. Arkansas Little Rock	2/NR	73-51	W
Jan. 7	* SOUTH CAROLINA	2/NR	79-64	W
Jan. 11	* at Auburn	2/NR	68-53	W
Jan. 14	* at Tennessee	2/NR	65-62	W
Jan. 17	* ARKANSAS	2/NR	86-63	W
Jan. 21	* ALABAMA	2/NR	77-71	W
Jan. 24	* at Georgia	1/NR	57-44	W
Jan. 28	* at LSU	1/NR	74-50	W
Jan. 31	* TENNESSEE	1/NR	69-44	W
Feb. 4	* at South Carolina	1/NR	86-52	W
Feb. 7	* FLORIDA	1/8	78-58	W
Feb. 11	* at Vanderbilt	1/NR	69-63	W
Feb. 18	* OLE MISS	1/NR	77-62	W
Feb. 21	* at Mississippi State	1/NR	73-64	W
Feb. 25	* VANDERBILT	1/NR	83-74	W
Mar. 1	* GEORGIA	1/NR	79-49	W
Mar. 4	* at Florida	1/16	74-59	W

SEC Tournament (New Orleans)

Mar. 9	4	vs. LSU	1/NR	60-51	W
Mar. 10	4	vs. Florida	1/22	74-71	W
Mar. 11	4	vs. Vanderbilt	1/NR	64-71	L

NCAA First/Second Rounds (Louisville, Ky.)

Mar. 15	5	vs. Western Kentucky	1/NR	81-66	W
Mar. 17	5	vs. Iowa State	1/NR	87-71	W

NCAA East Regional (Atlanta)

Mar. 23	6	vs. Indiana	1/16	102-90	W
Mar. 25	6	vs. Baylor	1/9	82-70	W

NCAA Final Four (New Orleans)

Mar. 31	7	vs. Louisville	1/17	69-61	W
---------	---	----------------	------	-------	---



April 2	7	vs. Kansas	1/6	67-59	W
3095-2423					
1 Champions Classic (Madison Square Garden New York)					
2 Hall of Fame Tip-off (Mohegan Sun Uncasville, Conn.)					
3 Freedom Hall (Louisville, Ky.)					
4 Superdome (New Orleans)					
5 KFC Yum! Center (Louisville, Ky.)					
6 Georgia Dome (Atlanta)					
7 Superdome (New Orleans)					
LEADING SCORERS					
Anthony Davis (6-10 Fr. F)				14.2	
Doron Lamb (6-4 So. G)				13.7	
Terrence Jones (6-9, So. F)				12.3	
Michael Kidd-Gilchrist (6-7, Fr. F)				11.9	
Marquis Teague (6-2, Fr. G)				10.0	

2012-13 (21-12, 12-6 SEC)

Coach: John Calipari					
Nov. 9	1	vs. Maryland	3/NR	72-69	W
Nov. 13	2	vs. Duke	3/9	68-75	L
Nov. 16	3	LAFAYETTE	3/NR	101-49	W
Nov. 21	3	MOREHEAD STATE	8/NR	81-70	W
Nov. 23	3	LIU-BROOKLYN	8/NR	104-75	W
Nov. 29	4	at Notre Dame	8/NR	50-64	L
Dec. 1		BAYLOR	8/NR	55-64	L
Dec. 4		SAMFORD	NR/NR	88-56	W
Dec. 8		PORTLAND	NR/NR	74-46	W
Dec. 15		LIPSCOMB	NR/NR	88-50	W
Dec. 22		MARSHALL	NR/NR	82-54	W
Dec. 29		at Louisville	NR/4	77-80	L
Jan. 2		EASTERN MICHIGAN	NR/NR	90-38	W
Jan. 10	*	at Vanderbilt	NR/NR	60-58	W
Jan. 12	*	TEXAS A&M	NR/NR	71-83	L
Jan. 15	*	TENNESSEE	NR/NR	75-65	W
Jan. 19	*	at Auburn	NR/NR	75-53	L
Jan. 22	*	at Alabama	NR/NR	55-59	L
Jan. 26	*	LSU	NR/NR	75-70	W
Jan. 29	*	at Ole Miss	NR/16	87-74	W
Feb. 2	*	at Texas A&M	NR/NR	72-68	W OT
Feb. 5	*	SOUTH CAROLINA	NR/NR	77-55	W
Feb. 9	*	AUBURN	NR/NR	72-62	W
Feb. 12	*	at Florida	25/7	52-69	L
Feb. 16	*	at Tennessee	25/NR	58-88	L
Feb. 20	*	VANDERBILT	NR/NR	74-70	W
Feb. 23	*	MISSOURI	NR/NR	90-83	W OT
Feb. 27	*	MISSISSIPPI STATE	NR/NR	85-55	W
Mar. 2	*	at Arkansas	NR/NR	60-73	L
Mar. 7	*	at Georgia	NR/NR	62-72	L
Mar. 9	*	FLORIDA	NR/11	61-57	W

SEC Tournament (Nashville, Tenn.)					
Mar. 15	5	vs. Vanderbilt	NR/NR	48-64	L

NIT First Round (Moon Township, Pa.)					
Mar. 19	6	at Robert Morris	NR/NR	57-59	L

2396-2127

1 Barclays Center Classic (Barclays Center Brooklyn, N.Y.)					
2 State Farm Champions Classic (Georgia Dome Atlanta)					
3 Barclays Center Classic (Rupp Arena)					
4 SEC/Big East Challenge (South Bend, Ind.)					
5 Bridgestone Arena (Nashville, Tenn.)					
6 SeWall Center (Moon Township, Pa.)					
LEADING SCORERS					
Archie Goodwin (6-4.5 Fr. G)				14.1	
Alex Poythress (6-7 Fr. F)				11.2	
Nerlens Noel (6-10 Fr. F)				10.5	
Kyle Wiltjer (6-10 So. F)				10.2	
Ryan Harrow (6-2 So. G)				9.9	

2013-14 (29-11, 12-6 SEC)

National Runner-Up Keightley Classic Champions Ranked 18th AP, 2nd Coaches					
Coach: John Calipari					

Nov. 8		UNC ASHEVILLE	1/NR	89-57	W
Nov. 10		NORTHERN KENTUCKY	1/NR	93-63	W

Nov. 12	1	vs. Michigan State	1/2	74-78	L
Nov. 17	2	ROBERT MORRIS	1/NR	87-49	W
Nov. 19	2	UT ARLINGTON	4/NR	105-76	W
Nov. 25	2	CLEVELAND STATE	3/NR	68-61	W
Nov. 27	2	EASTERN MICHIGAN	3/NR	81-63	W
Dec. 1	3	vs. Providence	3/NR	79-65	W
Dec. 6	4	vs. Baylor	3/20	62-67	L
Dec. 10		BOISE STATE	11/NR	70-55	W
Dec. 14		at North Carolina	11/18	77-82	L
Dec. 21		BELMONT	19/NR	93-80	W
Dec. 28		LOUISVILLE	18/6	73-66	W
Jan. 8	*	MISSISSIPPI STATE	14/NR	85-63	W
Jan. 11	*	at Vanderbilt	14/NR	71-62	W
Jan. 14	*	at Arkansas	13/NR	85-87	L OT
Jan. 18	*	TENNESSEE	13/NR	74-66	W
Jan. 21	*	TEXAS A&M	14/NR	68-51	W
Jan. 25	*	GEORGIA	14/NR	79-54	W
Jan. 28	*	at LSU	11/NR	82-87	L
Feb. 1	*	at Missouri	11/NR	84-79	W
Feb. 4	*	OLE MISS	18/NR	80-64	W
Feb. 8	*	at Mississippi State	18/NR	69-59	W
Feb. 12	*	at Auburn	14/NR	64-56	W
Feb. 15	*	FLORIDA	14/3	59-69	L
Feb. 18	*	at Ole Miss	18/NR	84-70	W
Feb. 22	*	LSU	18/NR	77-76	W OT
Feb. 27	*	ARKANSAS	17/NR	67-71	L OT
Mar. 1	*	at South Carolina	17/NR	67-72	L
Mar. 4	*	ALABAMA	25/NR	55-48	W
Mar. 8	*	at Florida	25/1	65-84	L

SEC Tournament (Atlanta)					
Mar. 14	5	vs. LSU	RV/NR	85-67	W
Mar. 15	5	vs. Georgia	RV/NR	70-58	W
Mar. 16	5	vs. Florida	RV/1	60-61	L

NCAA Second/Third Rounds (St. Louis)					
Mar. 21	6	vs. Kansas State	RV/NR	56-49	W
Mar. 23	6	vs. Wichita State	RV/2	78-76	W

NCAA Midwest Regional (Indianapolis)					
Mar. 28	7	vs. Louisville	RV/5	74-69	W
Mar. 30	7	vs. Michigan	RV/7	75-72	W

NCAA Final Four (Arlington, Texas)					
April 5	8	vs. Wisconsin	RV/12	74-73	W
April 7	8	vs. UConn	RV/18	54-60	L

2992-2665

1 State Farm Champions Classic (United Center Chicago)					
2 Keightley Classic (Rupp Arena Lexington, Ky.)					
3 Barclays Center (Brooklyn, N.Y.)					
4 Big 12/SEC Challenge (AT&T Stadium Arlington, Texas)					
5 Georgia Dome (Atlanta)					
6 Scottrade Center (St. Louis)					
7 Lucas Oil Stadium (Indianapolis)					
8 AT&T Stadium (Arlington, Texas)					
LEADING SCORERS					
Julius Randle (6-9 Fr. F)				15.0	
James Young (6-7 Fr. G/F)				14.3	
Aaron Harrison (6-6, Fr. G)				13.7	
Andrew Harrison (6-6, Fr. G)				10.9	
Willie Cauley-Stein (7-0, So. F)				6.8	

2014 Big Blue Bahamas (Not counted in win-loss record)					
Aug. 10		Puerto Rico Reserves		74-49	W
Aug. 11		Chalons-Reims		81-58	W
Aug. 12		Puerto Rico Reserves		93-57	W
Aug. 15		Dominican Republic		84-71	W
Aug. 16		Chalons-Reims		77-72	W
Aug. 17		Dominican Republic		62-63	L

2014-15 (38-1, 18-0 SEC)

NCAA Final Four SEC Champions SEC Tournament Champions Cawood Ledford Classic Champions Ranked 1st AP, 3rd Coaches					
Coach: John Calipari					

Nov. 14	1	GRAND CANYON	1/NR	85-45	W
Nov. 16	1	BUFFALO	1/NR	71-52	W
Nov. 18	2	vs. Kansas	1/5	72-40	W



Nov. 21	BOSTON	1/NR	89-65	W
Nov. 23	1 MONTANA STATE	1/NR	86-28	W
Nov. 25	1 UT ARLINGTON	1/NR	92-44	W
Nov. 30	PROVIDENCE	1/RV	58-38	W
Dec. 5	3 TEXAS	1/6	63-51	W
Dec. 7	EASTERN KENTUCKY	1/NR	82-49	W
Dec. 10	COLUMBIA	1/NR	56-46	W
Dec. 13	NORTH CAROLINA	1/21	84-70	W
Dec. 20	4 vs. UCLA	1/NR	83-44	W
Dec. 27	at Louisville	1/4	58-50	W
Jan. 6	* OLE MISS	1/NR	89-86	W OT
Jan. 10	* at Texas A&M	1/NR	70-64	W ZOT
Jan. 13	* MISSOURI	1/NR	86-37	W
Jan. 17	* at Alabama	1/NR	70-48	W
Jan. 20	* VANDERBILT	1/NR	65-57	W
Jan. 24	* at South Carolina	1/NR	58-43	W
Jan. 29	* at Missouri	1/NR	69-53	W
Jan. 31	* ALABAMA	1/NR	70-55	W
Feb. 3	* GEORGIA	1/NR	69-58	W
Feb. 7	* at Florida	1/NR	68-61	W
Feb. 10	* at LSU	1/NR	71-69	W
Feb. 14	* SOUTH CAROLINA	1/NR	77-43	W
Feb. 17	* at Tennessee	1/NR	66-48	W
Feb. 21	* AUBURN	1/NR	110-75	W
Feb. 25	* at Mississippi State	1/NR	74-56	W
Feb. 28	* ARKANSAS	1/18	84-67	W
Mar. 3	* at Georgia	1/NR	72-64	W
Mar. 7	* FLORIDA	1/NR	67-50	W

SEC Tournament (Nashville, Tenn.)

Mar. 13	5 vs. Florida	1/NR	64-49	W
Mar. 14	5 vs. Auburn	1/NR	91-67	W
Mar. 15	5 vs. Arkansas	1/21	78-63	W

NCAA Second/Third Rounds (Louisville, Ky.)

Mar. 19	6 vs. Hampton	1/NR	79-56	W
Mar. 21	6 vs. Cincinnati	1/NR	64-51	W

NCAA Midwest Regional (Cleveland)

Mar. 26	7 vs. West Virginia	1/20	78-39	W
Mar. 28	7 vs. Notre Dame	1/8	68-66	W

NCAA Final Four (Indianapolis)

April 4	8 vs. Wisconsin	1/3	64-71	L
---------	-----------------	-----	-------	---

2900-2118

- Cawood Ledford Classic (Rupp Arena | Lexington, Ky.)
- State Farm Champions Classic (Bankers Life Fieldhouse | Indianapolis)
- SEC/Big 12 Challenge (Rupp Arena | Lexington, Ky.)
- CBS Sports Classic (United Center | Chicago)
- Bridgestone Arena (Nashville, Tenn.)
- KFC Yum! Center (Louisville, Ky.)
- Quicken Loans Arena (Cleveland)
- Lucas Oil Stadium (Indianapolis)

LEADING SCORERS

Aaron Harrison (6-6 So. G)	11.0
Karl-Anthony Towns (6-11 Fr. F)	10.3
Devin Booker (6-6, Fr. G)	10.0
Andrew Harrison (6-6, So. G)	9.3
Willie Cauley-Stein (7-0, Jr. F)	8.9

2015-16 (27-9, 13-5 SEC)

SEC Champions | SEC Tournament Champions | Hoophall Miami Invitational Champions | Ranked 10th AP, 16th Coaches

Coach: John Calipari

Nov. 13	1 ALBANY	2/NR	78-65	W
Nov. 14	1 NJIT	2/NR	87-57	W
Nov. 17	2 vs. Duke	2/5	74-63	W
Nov. 20	WRIGHT STATE	2/NR	78-63	W
Nov. 24	1 BOSTON U.	1/NR	82-62	W
Nov. 27	3 vs. South Florida	1/NR	84-63	W
Nov. 30	ILLINOIS STATE	1/NR	75-63	W
Dec. 3	at UCLA	1/NR	77-87	L
Dec. 9	EASTERN KENTUCKY	5/NR	88-67	W
Dec. 12	ARIZONA STATE	5/NR	72-58	W
Dec. 19	4 vs. Ohio State	4/NR	67-74	L

Dec. 26	LOUISVILLE	12/16	75-73	W
Jan. 2	* OLE MISS	10/NR	83-61	W
Jan. 5	* at LSU	9/NR	67-85	L
Jan. 9	* at Alabama	9/NR	77-61	W
Jan. 12	* MISSISSIPPI STATE	14/NR	80-74	W
Jan. 16	* at Auburn	14/NR	70-75	L
Jan. 21	* at Arkansas	23/NR	80-66	W
Jan. 23	* VANDERBILT	23/NR	76-57	W
Jan. 27	* MISSOURI	20/NR	88-54	W
Jan. 30	5 at Kansas	20/4	84-90	L OT
Feb. 2	* at Tennessee	20/NR	77-84	L
Feb. 6	* FLORIDA	20/RV	80-61	W
Feb. 9	* GEORGIA	22/NR	82-48	W
Feb. 13	* at South Carolina	22/RV	89-62	W
Feb. 18	* TENNESSEE	14/NR	80-70	W
Feb. 20	* at Texas A&M	14/RV	77-79	L OT
Feb. 23	* ALABAMA	16/NR	78-53	W
Feb. 27	* at Vanderbilt	16/NR	62-74	L
Mar. 1	* at Florida	22/NR	88-79	W
Mar. 5	* LSU	22/NR	94-77	W

SEC Tournament (Nashville, Tenn.)

Mar. 11	6 vs. Alabama	16/NR	85-59	W
Mar. 12	6 vs. Georgia	16/NR	93-80	W
Mar. 13	6 vs. Texas A&M	16/17	82-77	W OT

NCAA First/Second Rounds (Des Moines, Iowa)

Mar. 17	7 vs. Stony Brook	10/NR	85-57	W
Mar. 19	7 vs. Indiana	10/14	67-73	L

2861-2451

- Hoophall Miami Invitational (Rupp Arena | Lexington, Ky.)
- State Farm Champions Classic (United Center | Chicago)
- Hoophall Miami Invitational (American Airlines Arena | Miami)
- CBS Sports Classic (Barclays Center | Brooklyn, N.Y.)
- Big 12/SEC Challenge (Allen Fieldhouse | Lawrence, Kan.)
- Bridgestone Arena (Nashville, Tenn.)
- Wells Fargo Arena (Des Moines, Iowa)

LEADING SCORERS

Jamal Murray (6-4 Fr. G)	20.0
Tyler Ulis (5-9 So. G)	17.3
Alex Poythress (6-8, Sr. F)	10.2
Isaiah Briscoe (6-3, Fr. G)	9.6
Derek Willis (6-9, Jr. F)	7.7

2016-17 (32-6, 16-2 SEC)

SEC Champions | SEC Tournament Champions | Atlantics

Showcase Champions | Ranked 6th AP, 5th Coaches

Coach: John Calipari

Nov. 11	STEPHEN F. AUSTIN	2/NR	87-64	W
Nov. 13	1 CANISIUS	2/NR	93-69	W
Nov. 15	2 vs. Michigan State	2/13	69-48	W
Nov. 20	1 DUQUESNE	2/NR	93-59	W
Nov. 23	1 CLEVELAND STATE	1/NR	101-70	W
Nov. 25	1 UT MARTIN	1/NR	111-76	W
Nov. 28	3 vs. Arizona State	1/NR	115-69	W
Dec. 3	UCLA	1/11	92-97	L
Dec. 7	VALPARAISO	6/RV	87-63	W
Dec. 11	4 vs. Hofstra	6/NR	96-73	W
Dec. 17	5 vs. North Carolina	6/7	103-100	W
Dec. 21	at Louisville	6/10	70-73	L
Dec. 29	* at Ole Miss	8/NR	99-76	W
Jan. 3	* TEXAS A&M	6/NR	100-58	W
Jan. 7	* ARKANSAS	6/NR	97-71	W
Jan. 10	* at Vanderbilt	6/NR	87-81	W
Jan. 14	* AUBURN	6/NR	92-72	W
Jan. 17	* at Mississippi State	5/NR	88-81	W
Jan. 21	* SOUTH CAROLINA	5/24	85-69	W
Jan. 24	* at Tennessee	4/NR	80-82	L
Jan. 28	6 KANSAS	4/2	73-79	L
Jan. 31	* GEORGIA	8/NR	90-81	W OT
Feb. 4	* at Florida	8/24	66-88	L
Feb. 7	* LSU	15/NR	92-85	W
Feb. 11	* at Alabama	15/NR	67-58	W
Feb. 14	* TENNESSEE	13/NR	83-58	W



Feb. 18	*	at Georgia	13/NR	82-77	W
Feb. 21	*	at Missouri	11/NR	72-62	W
Feb. 25	*	FLORIDA	11/13	76-66	W
Feb. 28	*	VANDERBILT	9/NR	73-67	W
Mar. 4	*	at Texas A&M	9/NR	71-63	W

SEC Tournament (Nashville, Tenn.)					
Mar. 10	7	vs. Georgia	8/NR	71-60	W
Mar. 11	7	vs. Alabama	8/NR	79-74	W
Mar. 12	7	vs. Arkansas	8/RV	82-65	W

NCAA First/Second Rounds (Indianapolis)					
Mar. 17	8	vs. Northern Kentucky	5/NR	79-70	W
Mar. 19	8	vs. Wichita State	5/19	65-62	W

NCAA South Regional (Memphis, Tenn.)					
Mar. 24	9	vs. UCLA	5/8	86-75	W
Mar. 26	9	vs. North Carolina	5/6	62-65	L

3225-2716

- 1 Bluegrass Showcase (Rupp Arena | Lexington, Ky.)
- 2 State Farm Champions Classic (Madison Square Garden | New York)
- 3 Atlantix Showcase (Imperial Arena | Paradise Island, Bahamas)
- 4 Brooklyn Hoops Winter Festival (Barclays Center | Brooklyn, N.Y.)
- 5 CBS Sports Classic (T-Mobile Arena | Las Vegas)
- 6 SEC/Big 12 Challenge (Rupp Arena, Lexington, Ky.)
- 7 Bridgestone Arena (Nashville, Tenn.)
- 8 Bankers Life Fieldhouse (Indianapolis)
- 9 FedEx Forum (Memphis, Tenn.)

LEADING SCORERS	
Malik Monk (6-3 Fr. G)	19.8
De'Aaron Fox (6-3 Fr. G)	16.7
Bam Adebayo (6-10, Fr. F)	13.0
Isaiah Briscoe (6-3, So. G)	12.1
Derek Willis (6-9, Sr. F)	7.0

2017-18 (26-11, 10-8 SEC)

SEC Tournament Champions | Atlantis Showcase Champions | Ranked 18th AP, 17th Coaches
Coach: John Calipari

Nov. 10		UTAH VALLEY	5/NR	73-63	W
Nov. 12		VERMONT	5/NR	73-69	W
Nov. 14	1	vs. Kansas	7/4	61-65	L
Nov. 17	2	ETSU	7/NR	78-61	W
Nov. 20	2	TROY	8/NR	70-62	W
Nov. 22	2	FORT WAYNE	8/NR	86-67	W
Nov. 26	2	UIC	8/NR	107-73	W
Dec. 2		HARVARD	7/NR	79-70	W
Dec. 9	3	vs. Monmouth	8/NR	93-76	W
Dec. 16		VIRGINIA TECH	8/RV	93-86	W
Dec. 23	4	vs. UCLA	7/NR	75-83	L
Dec. 29		LOUISVILLE	16/RV	90-61	W
Dec. 31	*	GEORGIA	16/NR	66-61	W
Jan. 3	*	at LSU	17/NR	74-71	W
Jan. 6	*	at Tennessee	17/23	65-76	L
Jan. 9	*	TEXAS A&M	21/RV	74-73	W
Jan. 13	*	at Vanderbilt	21/NR	74-67	W
Jan. 16	*	at South Carolina	18/NR	68-76	L
Jan. 20	*	FLORIDA	18/NR	64-66	L
Jan. 23	*	MISSISSIPPI STATE	RV/NR	78-65	W
Jan. 27	5	at West Virginia	RV/7	83-76	W
Jan. 30	*	VANDERBILT	21/NR	83-81	W OT
Feb. 3	*	at Missouri	21/NR	60-69	L
Feb. 6	*	TENNESSEE	24/15	59-61	L
Feb. 10	*	at Texas A&M	24/NR	74-85	L
Feb. 14	*	at Auburn	RV/10	66-76	L
Feb. 17	*	ALABAMA	RV/RV	81-71	W
Feb. 20	*	at Arkansas	RV/RV	87-72	W
Feb. 24	*	MISSOURI	RV/RV	87-66	W
Feb. 28	*	OLE MISS	23/NR	96-78	W
Mar. 3	*	at Florida	23/RV	67-80	L

SEC Tournament (St. Louis)					
Mar. 9	6	vs. Georgia	RV/NR	62-49	W
Mar. 10	6	vs. Alabama	RV/NR	86-63	W
Mar. 11	6	vs. Tennessee	RV/13	77-72	W

NCAA First/Second Rounds (Boise, Idaho)					
Mar. 15	7	vs. Davidson	18/RV	78-73	W
Mar. 17	7	vs. Buffalo	18/RV	95-75	W
NCAA South Regional (Atlanta)					
Mar. 22	8	vs. Kansas State	18/RV	58-61	L

2840-2599

- 1 State Farm Champions Classic (United Center | Chicago)
- 2 Adolph Rupp Classic (Rupp Arena | Lexington)
- 3 Citi Hoops Classic (Madison Square Garden | New York)
- 4 CBS Sports Classic (Smoothie King Center | New Orleans)
- 5 Big 12/SEC Challenge (WVU Coliseum | Morgantown, W.Va.)
- 6 Scottrade Center (St. Louis)
- 7 Taco Bell Arena (Boise, Idaho)
- 8 Philips Arena (Atlanta)

LEADING SCORERS	
Kevin Knox (6-9 Fr. F)	15.6
Shai Gilgeous-Alexander (6-6 Fr. G)	14.4
PJ Washington (6-7, Fr. F)	10.8
Hamidou Diallo (6-5, R-Fr. G)	10.0
Quandre Green (6-0, Fr. G)	9.3

2018-19 (30-7, 15-3 SEC)

Ranked 7th AP, 7th Coaches
Coach: John Calipari

Nov. 6	1	vs. Duke	2/4	84-118	L
Nov. 9		SOUTHERN ILLINOIS	2/NR	71-59	W
Nov. 14	2	NORTH DAKOTA	10/NR	96-58	W
Nov. 18	2	VMI	10/NR	92-82	W
Nov. 21	2	WINTHROP	10/NR	87-74	W
Nov. 23	2	TENNESSEE STATE	10/NR	77-62	W
Nov. 28		MONMOUTH	10/NR	90-44	W
Dec. 1		UNC GREENSBORO	10/NR	78-61	W
Dec. 8	3	vs. Seton Hall	9/NR	83-84	L OT
Dec. 15		UTAH	19/NR	88-61	W
Dec. 22	4	vs. North Carolina	19/9	80-72	W
Dec. 29		at Louisville	16/RV	71-58	W
Jan. 5	*	at Alabama	13/NR	75-77	L
Jan. 8	*	TEXAS A&M	18/NR	85-74	W
Jan. 12	*	VANDERBILT	18/NR	56-47	W
Jan. 15	*	at Georgia	12/NR	69-49	W
Jan. 19	*	at Auburn	12/14	82-80	W
Jan. 22	*	MISSISSIPPI STATE	8/22	76-55	W
Jan. 26	5	KANSAS	8/9	71-63	W
Jan. 29	*	at Vanderbilt	7/NR	87-62	W
Feb. 2	*	at Florida	7/NR	65-54	W
Feb. 5	*	SOUTH CAROLINA	5/NR	76-48	W
Feb. 9	*	at Mississippi State	5/RV	71-67	W
Feb. 12	*	LSU	5/19	71-73	L
Feb. 16	*	TENNESSEE	5/1	86-69	W
Feb. 19	*	at Missouri	4/NR	66-58	W
Feb. 23	*	AUBURN	4/RV	80-53	W
Feb. 26	*	ARKANSAS	4/NR	70-66	W
Mar. 2	*	at Tennessee	4/7	52-71	L
Mar. 5	*	at Ole Miss	6/NR	80-76	W
Mar. 9	*	FLORIDA	6/NR	66-57	W

SEC Tournament (Nashville, Tenn.)					
Mar. 15	6	vs. Alabama	4/NR	73-55	W
Mar. 16	6	vs. Tennessee	4/8	78-82	L

NCAA First/Second Rounds (Jacksonville, Fla.)					
Mar. 21	7	vs. Abilene Christian	7/NR	79-44	W
Mar. 23	7	vs. Wofford	7/19	62-56	W

NCAA South Regional (Kansas City, Mo.)					
Mar. 29	8	vs. Houston	7/11	62-58	W
Mar. 31	8	vs. Auburn	7/14	71-77	L OT

2806-2394

- 1 State Farm Champions Classic (Bankers Life Fieldhouse | Indianapolis)
- 2 Ohio Valley Hardwood Showcase (Rupp Arena | Lexington)
- 3 Citi Hoops Classic (Madison Square Garden | New York)
- 4 CBS Sports Classic (United Center | Chicago)
- 5 SEC/Big 12 Challenge (Rupp Arena | Lexington)
- 6 Bridgestone Arena (Nashville, Tenn.)
- 7 VyStar Veterans Memorial Arena (Jacksonville, Fla.)
- 8 Sprint Center (Kansas City, Mo.)

**LEADING SCORERS**

PJ Washington (6-8 So. G)	15.2
Tyler Herro (6-5 Fr. G)	14.0
Keldon Johnson (6-6, Fr. G)	13.5
Reid Travis (6-8, Fr. F)	11.2
Quade Green (6-0, So. G)	8.0

2019-20 (25-6, 15-3 SEC)***SEC Champions | Ranked 8th AP, 7th Coaches**

Coach: John Calipari

Nov. 5	1	vs. Michigan State	2/1	69-62	W
Nov. 8		EASTERN KENTUCKY	2/NR	91-49	W
Nov. 12		EVANSVILLE	1/NR	64-67	L
Nov. 18	2	UTAH VALLEY	9/NR	82-74	W
Nov. 22	2	MOUNT ST. MARY'S	9/NR	82-62	W
Nov. 24	2	LAMAR	9/NR	81-56	W
Nov. 29	2	UAB	9/NR	69-58	W
Dec. 7		FAIRLEIGH DICKINSON	8/NR	83-52	W
Dec. 14		GEORGIA TECH	8/NR	67-53	W
Dec. 18	3	vs. Utah	6/NR	66-69	L
Dec. 21	4	vs. Ohio State	6/5	65-71	L
Dec. 28		LOUISVILLE	19/3	78-70	W OT
Jan. 4	*	MISSOURI	17/NR	71-59	W
Jan. 7	*	at Georgia	14/NR	78-69	W
Jan. 11	*	ALABAMA	14/NR	76-67	W
Jan. 15	*	at South Carolina	10/NR	78-81	L
Jan. 18	*	at Arkansas	10/RV	73-66	W
Jan. 21	*	GEORGIA	15/NR	89-79	W
Jan. 25	5	at Texas Tech	15/18	76-74	W OT
Jan. 29	*	VANDERBILT	13/NR	71-62	W
Feb. 1	*	at Auburn	13/17	66-75	L
Feb. 4	*	MISSISSIPPI STATE	15/NR	80-72	W
Feb. 8	*	at Tennessee	15/NR	77-64	W
Feb. 11	*	at Vanderbilt	12/NR	78-64	W
Feb. 15	*	OLE MISS	12/NR	67-62	W
Feb. 18	*	at LSU	10/RV	79-76	W
Feb. 22	*	FLORIDA	10/RV	65-59	W
Feb. 25	*	at Texas A&M	8/NR	69-60	W
Feb. 29	*	AUBURN	8/15	73-66	W
Mar. 3	*	TENNESSEE	6/NR	73-81	L
Mar. 7	*	at Florida	6/NR	71-70	W

2307-2046

1 State Farm Champions Classic (Madison Square Garden | New York)

2 BBN Showcase (Rupp Arena | Lexington)

3 Neon Hoops Showcase (T-Mobile Arena | Las Vegas)

4 CBS Sports Classic (T-Mobile Arena | Las Vegas)

5 Big 12/SEC Challenge (United Supermarkets Arena | Lubbock, Texas)

LEADING SCORERS

Immanuel Quickley (6-3 So. G)	16.1
Nick Richards (6-11 So. F)	14.0
Tyrese Maxey (6-3, Fr. G)	14.0
Ashton Hagans (6-3, So. G)	11.5
EJ Montgomery (6-10, So. G)	6.1

*The SEC Tournament and all NCAA winter championships were canceled due to the COVID-19 pandemic

2020-21 (9-16, 8-9 SEC)

Coach: John Calipari

Nov. 25	1	MOREHEAD STATE	10/NR	81-45	W
Nov. 29	1	RICHMOND	10/RV	64-76	L
Dec. 1	2	vs. Kansas	20/7	62-65	L
Dec. 6	3	vs. Georgia Tech	20/NR	62-79	L
Dec. 12		NOTRE DAME	NR/NR	63-64	L
Dec. 19	4	vs. North Carolina	NR/22	63-75	L
Dec. 26		at Louisville	NR/RV	59-62	L
Jan. 2	*	at Mississippi State	NR/NR	78-73	W 2OT
Jan. 5	*	VANDERBILT	NR/NR	77-74	W
Jan. 9	*	at Florida	NR/RV	76-58	W
Jan. 12	*	ALABAMA	NR/RV	65-85	L

Jan. 16	*	at Auburn	NR/NR	59-66	L
Jan. 20	*	at Georgia	NR/NR	62-63	L
Jan. 23	*	LSU	NR/RV	82-69	W
Jan. 26	*	at Alabama	NR/9	59-70	L
Feb. 3	*	at Missouri	NR/18	70-75	L
Feb. 6	*	TENNESSEE	NR/11	71-82	L
Feb. 9	*	ARKANSAS	NR/RV	80-81	L
Feb. 13	*	AUBURN	NR/NR	82-80	W
Feb. 17	*	at Vanderbilt	NR/NR	82-78	W
Feb. 20	*	at Tennessee	NR/19	70-55	W
Feb. 27	*	FLORIDA	NR/NR	67-71	L
Mar. 2	*	at Ole Miss	NR/NR	62-70	L
Mar. 6	*	SOUTH CAROLINA	NR/NR	92-64	W
Mar. 10	5	vs. Mississippi State	NR/NR	73-74	L

1761-1754

1 Bluegrass Showcase (Rupp Arena | Lexington)

2 State Farm Champions Classic (Bankers Life Fieldhouse | Indianapolis)

3 Holiday Hoopsgiving (State Farm Arena | Atlanta)

4 CBS Sports Classic (Rocket Mortgage FieldHouse | Cleveland)

5 SEC Tournament (Bridgestone Arena | Nashville, Tenn.)

LEADING SCORERS

Davion Mintz (6-3 Gr. G)	11.5
Brandon Boston Jr. (6-7 Fr. G)	11.5
Olivier Sarr (7-0, Sr. F)	10.8
Keion Brooks Jr. (6-7, So. F)	10.3
Isaiah Jackson (6-10, Fr. F)	8.4



SERIES RECORDS VS. OPPONENTS

SCHOOL	W	L	LAST TIME	DATE
Abilene Christian	1	0	W, 79-44	3/21/2019
Advent Memorial	0	1	L, 41-27	1/18/1909
Air Force	1	0	W, 78-58	12/17/1965
Akron	2	0	W, 83-64	11/28/1981
Alabama	114	40	L, 70-59	1/26/2021
Alaska Anchorage	5	0	W, 62-42	12/27/1999
Albany	1	0	W, 78-65	11/13/2015
Alcorn State	1	0	W, 94-63	1/2/2003
Alumni	4	0	W, 62-25	12/7/1940
American	1	0	W, 75-52	12/23/1997
Appalachian State	1	0	W, 93-69	12/20/2008
Arizona	2	3	L, 63-51	11/26/1999
Arizona State	5	0	W, 115-69	11/28/2016
Arkansas	33	12	L, 81-80	2/9/2021
Arkansas-Little Rock	1	0	W, 73-51	1/3/2012
Arkansas State	1	0	W, 75-6	1/8/1945
Army	1	0	W, 80-65	12/21/1968
Ashland YMCA	2	0	W, 30-19	1/20/1914
Auburn	96	22	W, 82-80	2/13/2021
Austin Peay	5	0	W, 90-69	12/19/2009
Ball State	1	0	W, 73-53	11/23/2004
Baylor	7	2	L, 67-62	12/6/2013
Belmont	1	0	W, 93-80	12/21/2013
Berea	11	0	W, 56-32	12/4/1944
Bethany	1	0	W, 24-11	2/4/1911
Boise State	1	0	W, 70-55	12/10/2013
Boston University	5	0	W, 82-62	11/24/2015
Bowling Green	2	1	L, 56-54	12/16/1988
Bradley	3	0	W, 79-58	11/30/1979
Buffalo	2	0	W, 95-75	3/17/2018
Butler	4	0	W, 90-53	11/27/1982
BYU	3	0	W, 79-58	3/17/1984
California	2	0	W, 89-71	11/28/1988
Campbell	1	0	W, 82-50	12/29/2004
Canisius	3	0	W, 93-69	11/13/2016
Carnegie Tech	2	0	W, 61-14	12/28/1943
Centenary	3	1	W, 70-18	12/27/1940
Central^	7	9	W, 52-10	2/1/1912
Central Arkansas	1	0	W, 67-40	11/6/2007
Central Michigan	2	0	W, 84-52	12/29/2008
Centre^	18	10	W, 47-11	2/13/1929
Chaminade	1	0	W, 89-57	11/26/1985
Charlotte	2	0	W, 84-81	12/19/1987
Chattanooga	12	0	W, 87-62	12/17/2011
Chicago	2	0	W, 42-16	1/2/1935
Christ Church	0	4	L, 30-19	3/1/1913
Cincinnati	28	10	W, 64-51	3/21/2015
Cincinnati YMCA	0	2	L, 38-9	1/27/1906
City College of New York	0	1	L, 89-50	3/14/1950
Clemson	12	4	W, 76-61	11/29/1997
Cleveland State	3	0	W, 101-70	11/23/2016
College of Charleston	2	0	W, 77-61	11/28/2006
Colorado	1	0	W, 64-52	11/26/1998
Columbia	2	0	W, 56-46	12/10/2014
Coppin State	2	0	W, 91-61	12/28/2010
Cornell	1	1	W, 62-45	3/25/2010
Creighton	8	4	W, 65-63	3/23/2009
Cumberland	4	1	W, 37-21	1/15/1921
Dartmouth	3	1	W, 102-77	12/21/1973
Davidson	2	0	W, 78-73	3/15/2018
Dayton	3	2	L, 68-66	11/29/1999
Delaware State	1	0	W, 71-42	11/22/2008

SCHOOL	W	L	LAST TIME	DATE
DePaul	18	3	W, 87-81	11/20/2006
DePauw	1	3	W, 38-35	2/4/1944
Detroit Mercy	1	1	W, 83-46	12/7/1982
Drexel	1	0	W, 88-44	12/21/2009
Duke	12	10	L, 118-84	11/6/2018
Duquesne	2	0	W, 93-59	11/20/2016
East Carolina	1	0	W, 86-52	12/20/1985
East Tennessee State	5	0	W, 78-61	11/17/2017
Eastern Kentucky	13	0	W, 91-49	11/8/2019
Eastern Michigan	2	0	W, 81-63	11/27/2013
Evansville	0	1	L, 67-64	11/12/2019
Fairleigh Dickinson	1	0	W, 83-52	12/7/2019
FIU	1	0	W, 92-49	12/31/2007
Florida	105	41	L, 71-67	2/27/2021
Florida A&M	1	0	W, 96-76	3/19/2004
Florida Atlantic	1	0	W, 76-69	12/27/2008
Florida State	6	2	W, 106-81	3/27/1993
Fort Benning	1	0	W, 81-25	1/7/1946
Fort Knox	7	0	W, 80-41	12/1/1947
Fort Wayne	1	0	W, 86-67	11/22/2017
Furman	1	0	W, 104-73	12/19/1989
Gardner-Webb	0	1	L, 68-84	11/7/2007
George Washington	1	0	W, 70-55	11/24/1997
Georgetown (Ky.)	35	15	W, 39-19	12/2/1938
Georgetown	0	2	L, 53-40	3/31/1984
Georgia	129	27	L, 63-62	1/20/2021
Georgia State	2	0	W, 73-46	12/6/2005
Georgia Tech	57	16	L, 79-62	12/6/2020
Gonzaga	1	0	W, 80-72	11/27/2002
Grand Canyon	1	0	W, 84-45	11/14/2004
Great Lakes	0	2	L, 53-39	3/6/1943
Hampton	1	0	W, 79-56	3/19/2015
Hardin-Simmons	1	0	W, 83-55	12/1/1965
Hartford	1	0	W, 104-61	12/29/2009
Harvard	1	0	W, 79-70	12/2/2017
Hawaii	2	0	W, 86-59	11/28/1987
High Point	3	0	W, 75-55	11/29/2005
Hofstra	1	0	W, 96-73	12/11/2016
Holy Cross	3	0	W, 72-68	3/15/2001
Houston	4	1	W, 62-58	3/29/2019
Idaho	2	0	W, 91-35	12/17/1955
Illinois	11	4	W, 54-51	3/24/1984
Illinois State	1	0	W, 75-63	11/30/2015
Indiana	32	25	L, 73-67	3/19/2016
Indiana Central	4	0	W, 94-61	12/3/1949
Iona	6	0	W, 73-67	12/23/2005
Iowa	5	3	L, 67-63	11/21/2005
Iowa State	3	0	W, 87-71	3/17/2012
IUPUI	1	0	W, 95-64	3/21/2009
Jacksonville	1	1	W, 107-91	12/18/1981
Jacksonville State	1	0	W, 91-48	11/21/2000
Kansas	23	10	L, 65-62	12/1/2020
Kansas State	9	1	L, 58-61	3/22/2018
Kent State	1	0	W, 82-68	11/28/2001
Kentucky State	1	0	W, 118-63	12/15/2001
*Kentucky Wesleyan	8	2	W, 57-18	12/10/1938
Lafayette	1	0	W, 101-49	11/16/2012
Lamar	4	0	W, 81-56	11/24/2019
LaSalle	3	0	W, 109-77	12/2/1978
Lexington High	1	1	L, 36-29	1/13/1911
Lexington YMCA	2	5	L, 27-25	1/24/1913
Liberty	2	0	W, 80-54	11/21/2007



SERIES RECORDS VS. OPPONENTS

SCHOOL	W	L	LAST TIME	DATE
Lipscomb	2	0	W, 88-50	12/15/2012
LIU Brooklyn	3	1	W, 104-75	11/23/2012
Long Beach State	1	0	W, 86-73	12/23/2009
Longwood	1	0	W, 91-57	11/24/2008
Louisiana	0	1	L, 116-113 OT	3/5/2016
Louisville	37	17	L, 6-59	12/26/2020
Louisville Coliseum	1	1	L, 30-18	2/22/1908
Louisville YMCA	1	0	W, 30-21	1/17/1914
Louisville YMHA	1	0	W, 59-12	1/31/1914
Loyola (Ill.)	4	3	L, 100-91	3/14/1964
Loyola (La.)	1	0	W, 86-64	12/30/1963
Loyola (Md.)	1	0	W, 87-63	12/22/2011
LSU	91	27	W, 82-69	1/23/2021
Maine	1	0	W, 100-54	12/30/1980
Marietta	2	2	L, 27-23	3/4/1916
Marist	1	0	W, 108-58	11/11/2011
Marquette	7	7	L, 66-74	3/20/2008
Marshall	12	0	W, 82-54	12/22/2012
Maryland	8	5	W, 72-69	11/9/2012
Maryville	5	0	W, 53-14	12/13/1940
Memphis	0	1	L, 80-63	11/22/2006
Mercer	2	1	W, 82-51	11/19/1998
Mexico	3	0	W, 56-26	1/24/1942
Mexico YMCA	1	0	W, 25-14	1/8/1924
Miami (Fla.)	3	1	L, 67-73	12/6/2008
Miami (Ohio)	22	4	W, 72-70	11/16/2009
Michigan	5	2	W, 75-72	3/30/2014
Michigan State	14	11	W, 69-62	11/5/2019
Middle Tennessee	0	1	L, 50-44	3/11/1982
Minnesota	4	1	W, 78-69	3/29/1997
Mississippi State	99	21	L, 74-73	3/11/2021
Mississippi Valley State	3	0	W, 85-60	12/18/2010
Missouri	13	2	L, 75-70	2/3/2021
Monmouth	2	0	W, 90-44	11/28/2018
Montana	1	0	W, 81-69	3/13/1997
Montana State	1	0	W, 86-28	11/23/2014
Moore's Hill	1	0	W, 32-11	2/14/1906
Morehead State	11	0	W, 81-45	11/25/2020
Mount St. Mary's	2	0	W, 82-62	11/22/2019
Navy	3	1	W, 80-69	1/25/1987
NC State	3	1	L, 54-51	2/2/1986
Nebraska	2	1	W, 85-60	12/15/1972
New Albany YMCA	0	1	L, 29-12	2/12/1906
New Mexico State	1	0	W, 82-60	3/12/1999
New York U.	0	2	L, 41-28	1/8/1936
Niagara	1	0	W, 67-61	3/13/1976
NJIT	1	0	W, 87-57	11/14/2015
North Carolina	16	25	L, 75-63	12/19/2020
North Dakota	1	0	W, 96-58	11/14/2018
Northern Colorado	1	0	W, 106-73	12/1/1959
Northern Kentucky	2	0	W, 79-70	3/17/2017
Northwestern	7	1	L, 89-77	12/1/1975
Northwestern State	1	1	L, 85-82	12/7/1988
Notre Dame	43	20	L, 64-63	12/12/2020
Oglethorpe	1	0	W, 81-12	12/13/1934
Ohio	14	1	W, 71-63	12/30/2005
Ohio State	11	10	L, 71-65	12/21/2019
Ohio Wesleyan	0	1	L, 37-19	2/9/1911
Oklahoma	3	0	W, 76-64	11/22/2010
Oklahoma State	3	1	W, 90-65	12/21/1974
Old Dominion	2	0	W, 62-52	11/20/2011
Ole Miss	108	14	L, 80-72	3/2/2021
Oregon	1	0	W, 95-68	12/16/1972
Oregon State	3	0	W, 82-74	12/20/1975
Otterbein	0	1	L, 41-27	2/10/1911

SCHOOL	W	L	LAST TIME	DATE
Pennsylvania	5	0	W, 86-62	1/3/2011
Penn State	3	1	W, 85-47	11/19/2011
Pepperdine	1	0	W, 88-56	12/21/1985
Phillips Oilers	0	1	L, 53-49	3/31/1948
Pittsburgh	4	2	L, 68-56	11/27/1998
Portland	4	0	W, 74-46	12/8/2012
Portland State	1	0	W, 114-88	12/16/1977
Princeton	3	1	W, 59-57	3/17/2011
Providence	3	0	W, 58-38	11/30/2014
Purdue	6	2	W, 89-75	12/3/1997
Radford	1	0	W, 88-40	11/23/2011
Rhode Island	1	0	W, 46-45	3/20/1946
Richmond	0	1	L, 76-64	11/29/2020
Rider	3	0	W, 92-63	11/21/2009
Robert Morris	2	1	W, 87-49	11/17/2013
Rose Polytechnic	1	1	W, 33-12	1/30/1917
Rutgers	1	0	W, 60-54	12/28/1992
Saint Louis	8	9	W, 88-61	3/15/1998
Sam Houston State	1	0	W, 102-92	11/19/2009
Samford	2	0	W, 88-56	12/4/2012
San Diego	0	1	L, 72-81	12/29/2007
San Francisco	1	0	W, 110-83	12/28/1993
San Jose State	1	0	W, 110-72	3/14/1996
Santa Clara	1	0	W, 74-60	12/19/2006
Seattle	1	0	W, 84-72	3/22/1958
Seton Hall	1	2	L, 84-83 OT	12/8/2018
Sewanee	6	0	W, 60-15	2/15/1934
South Carolina	53	13	W, 92-64	3/6/2021
South Carolina State	1	0	W, 82-67	3/13/1998
South Dakota State	1	0	W, 71-54	11/13/2005
Southern Cal	0	3	L, 80-76	3/22/2001
Southern Illinois	1	0	W, 71-59	11/9/2018
South Florida	1	0	W, 84-63	11/27/2015
SMU	3	2	L, 56-54	12/4/1984
Stephen F. Austin	1	0	W, 87-64	11/11/16
Stony Brook	2	0	W, 85-57	3/17/2016
St. Andrews	1	1	L, 50-25	2/26/1915
St. Bonaventure	1	0	W, 85-80 2OT	3/16/2000
St. John's	11	5	W, 81-59	12/1/2011
St. Joseph's	2	0	W, 102-72	3/20/1997
Stanford	3	0	W, 73-65 OT	11/25/2009
Syracuse	8	3	L, 52-50	3/18/2000
TCU	2	0	W, 124-80	1/20/1996
Temple	14	4	W, 56-52	12/8/1962
Tennessee	157	75	W, 70-55	2/20/2021
Tennessee State	5	0	W, 77-62	11/23/2018
Tennessee Tech	5	0	W, 69-47	12/22/2007
Texas	2	0	W, 63-51	12/5/2014
Texas A&M	11	4	W, 69-60	2/25/2020
Texas Southern	1	0	W, 83-35	11/24/2007
Texas State	1	0	W, 82-36	12/10/1991
Texas Tech	5	0	W, 76-74 OT	1/25/2020
Toledo	1	0	W, 63-54	11/27/1984
Transylvania	7	7	W, 30-24	3/3/1911
Troy	1	0	W, 70-62	11/20/2017
Tufts	1	0	W, 66-56	3/24/1945
Tulane	41	5	W, 76-60	12/10/2002
Tulsa	5	0	W, 87-82	3/16/2002
UAB	3	3	W, 69-58	11/29/2019
UCF	1	0	W, 59-57	1/3/2006
UCLA	8	7	L, 75-83	12/23/2017
UConn	1	4	L, 60-54	4/7/2014



SCHOOL	W	L	LAST TIME	DATE
UIC	1	0	W, 107-73	11/26/2017
UMass	5	1	W, 82-68	12/22/2006
UNC Asheville	4	0	W, 89-57	11/8/2013
UNC Greensboro	1	0	W, 78-61	12/1/2018
UNLV	4	0	W, 70-60	3/17/2009
Utah	10	3	L, 69-66	12/18/2019
Utah Valley	2	0	W, 82-74	11/18/2019
Utah State	1	0	W, 92-64	12/23/1957
UT Arlington	2	0	W, 92-44	11/25/2014
UTEP	0	1	L, 72-65	3/19/1966
UT Martin	2	0	W, 111-76	11/25/2016
Valparaiso	2	0	W, 87-63	12/7/2016
Vanderbilt	151	47	W, 82-78	2/17/2021
Vermont	1	0	W, 73-69	11/12/2017
Vernon (Ind.)	1	0	W, 34-14	2/13/1906
Villanova	6	0	W, 67-58	3/16/2007
Virginia	6	3	L, 75-61	11/26/2002
Virginia Tech	4	1	W, 93-86	12/16/2017
VMI	6	3	W, 92-82	11/18/2018
Wabash	1	1	W, 96-24	12/28/1946
Wake Forest	5	0	W, 90-60	3/20/2010
Washington	2	0	W, 74-67	11/23/2019
Washington & Lee	12	1	W, 94-66	12/1/1956
Washington State	1	0	W, 97-75	12/20/1974
Wash.U St. Louis	2	0	W, 69-39	2/7/1948
Wayne	1	0	W, 84-64	3/16/1956
Western Carolina	2	0	W, 82-55	2/6/1997
Western Kentucky	4	2	W, 81-66	3/15/2012
Western Ontario	4	0	W, 90-18	12/10/1949
West Texas State	2	0	W, 121-67	12/4/1978
West Virginia	16	5	W, 83-76	1/27/2018
Wichita State	2	0	W, 65-62	3/19/2017
William & Mary	1	0	W, 92-47	12/22/2004
Winthrop	3	0	W, 87-74	11/21/2018
Wisconsin	4	2	L, 64-71	4/4/2015
Wisconsin-Green Bay	1	0	W, 74-62	12/6/1995
Wofford	1	0	W, 62-56	3/23/2019
Wright Field	1	0	W, 61-28	1/15/1944
Wright State	4	0	W, 78-62	11/20/2015
Wyoming	2	0	W, 66-40	12/16/1983
Xavier	37	2	W, 115-77	11/30/1968
Yale	1	0	W, 79-58	12/27/1961

*-In 1918 the two teams played to a 21-21 tie.
 ^-Central University consolidated with Centre College in 1912. The schools are now considered one in the same under the name Centre.



KENTUCKY VS. D1 CONFERENCES

AMERICAN (5-1)	BIG EAST (34-20)	VMI	0-1
Cincinnati	1-0	Winthrop	3-0
Houston	1-0		
Louisville	2-0	BIG WEST (5-0)	
UConn	0-1	Long Beach State	1-0
South Florida	1-0	New Mexico State	1-0
		San Jose State	1-0
		UNLV	2-0
AMERICAN EAST (10-0)		BUCKEYE INTERCOLLEGIATE (8-2)	
Albany	1-0	Cincinnati	1-2
Boston	4-0	Marshall	2-0
Hartford	1-0	Ohio	5-0
Maine	1-0		
Stony Brook	2-0	COLONIAL ATHLETIC ASSOCIATION (9-0)	
Vermont	1-0	American	1-0
		Drexel	1-0
AMERICAN SOUTH (1-1)	BIG 8 (34-4)	East Carolina	1-0
Lamar	1-0	Hofstra	1-0
Louisiana	0-1	Navy	1-0
		Old Dominion	2-0
ATLANTIC ASSOC. OF WESTERN UNIVERSITY (2-0)		West Virginia	1-0
UCLA	2-0	William & Mary	1-0
		CONFERENCE USA (15-9)	
ATLANTIC COAST (58-45)	BIG 10 (92-58)	Cincinnati	1-0
Clemson	1-2	Houston	1-1
Duke	10-9	Louisville	6-4
Florida State	1-0	Marquette	0-1
Georgia Tech	7-3	Marshall	1-0
Louisville	5-2	Memphis	0-1
Maryland	7-3	Saint Louis	1-0
Miami (Fla.)	0-1	Tulane	2-0
North Carolina	15-22	UAB	2-2
North Carolina State	1-1	UCF	1-0
Notre Dame	1-1		
South Carolina	1-0	EASTERN COLLEGIATE (5-0)	
Virginia	4-1	Iona	1-0
Virginia Tech	1-0	Pittsburgh	4-0
Wake Forest	4-0		
		GREAT MIDWEST (0-1)	
ATLANTIC SUN (10-0)	BIG 12 (18-10)	Marquette	0-1
Campbell	1-0		
College of Charleston	1-0	GULF STAR (1-0)	
East Tennessee State	2-0	Northwestern State	1-0
Jacksonville State	1-0		
Lipscomb	2-0	HORIZON (12-0)	
Mercer	1-0	Butler	1-0
NJIT	1-0	Cleveland State	3-0
Northern Kentucky	1-0	Detroit Mercy	1-0
		Northern Kentucky	1-0
ATLANTIC 10 (13-3)	BIG SKY (2-0)	UIC	1-0
Davidson	1-0	Valparaiso	1-0
Dayton	0-1	Wisconsin-Green Bay	1-0
Duquesne	2-0	Wright State	3-0
George Washington	1-0		
Richmond	0-1	INDEPENDENT (216-77)	
Rutgers	1-0	Air Force	1-0
St. Bonaventure	1-0	Army	1-0
St. Joseph's	1-0	Bowling Green	1-0
UMass	5-1	Butler	2-0
Virginia Tech	1-0		
		BIG SOUTH (13-2)	
		Gardner-Webb	0-1
		High Point	3-0
		Liberty	2-0
		UNC Asheville	4-0
		Radford	1-0



KENTUCKY VS. D1 CONFERENCES

Vernon (Ind.)	1-0	Washington & Lee	12-1	WEST COAST	(9-1)
Wabash	1-0	Western Carolina	2-0	Gonzaga	1-0
Wayne	1-0	West Virginia	3-2	Pepperdine	1-0
Western Ontario	4-0	Wofford	1-0	Portland	4-0
West Texas State	2-0			San Diego	0-1
Wright Field	1-0			San Francisco	1-0
		SOUTHEASTERN	(1,152-320)	Santa Clara	1-0
PAC 12	(24-14)	Alabama	113-37	UNLV	1-0
Arizona	1-3	Arkansas	29-12		
Arizona State	5-0	Auburn	94-22	WESTERN ATHLETIC	(16-1)
California	2-0	Florida	103-41	Arizona	1-0
Oregon	1-0	Georgia	123-22	BYU	2-0
Oregon State	3-0	Georgia Tech	42-10	Hawaii	2-0
Southern Cal	0-3	LSU	91-27	Grand Canyon	1-0
Stanford	3-0	Mississippi State	90-19	TCU	1-0
UCLA	5-7	Missouri	9-2	Tulsa	2-0
Utah	1-1	Ole Miss	104-12	Utah	4-1
Washington	2-0	South Carolina	45-12	Utah Valley	2-0
Washington State	1-0	Tennessee	130-58	Wyoming	1-0
		Texas A&M	9-3		
PATRIOT	(3-0)	Tulane	33-4	YANKEE	(1-0)
Boston	1-0	Vanderbilt	137-39	Rhode Island	1-0
Holy Cross	1-0				
Lafayette	1-0	SOUTHLAND	(8-1)		
		Abilene Christian	1-0		
PACIFIC COAST	(3-0)	Central Arkansas	1-0		
Idaho	2-0	Lamar	3-0		
UCLA	1-0	Northwestern State	0-1		
		Sam Houston State	1-0		
SOUTH ATLANTIC		Stephen F. Austin	1-0		
INTERCOLLEGIATE	(0-1)	Texas State	1-0		
Virginia	0-1				
		SOUTHWEST	(21-3)		
SOUTHERN	(130-41)	Arkansas	4-0		
Alabama	1-3	Baylor	6-0		
Appalachian State	1-0	Houston	1-0		
Auburn	2-0	SMU	3-2		
Chattanooga	3-0	Texas A&M	2-1		
Clemson	11-2	TCU	1-0		
College of Charleston	1-0	Texas Tech	4-0		
Davidson	1-0	SOUTHWESTERN ATHLETIC	(5-0)		
Duke	2-1	Alcorn State	1-0		
ETSU	3-0	Mississippi Valley State	3-0		
Florida	2-0	Texas Southern	1-0		
Furman	1-0				
Georgia	6-5	SUMMIT LEAGUE	(5-0)		
Georgia Tech	7-3	Fort Wayne	1-0		
Marshall	3-0	IUPUI	1-0		
Maryland	1-2	North Dakota	1-0		
Mississippi State	9-2	Valparaiso	1-0		
Ole Miss	4-2	Wright State	1-0		
North Carolina	1-3				
North Carolina State	2-0	SUN BELT	(16-2)		
Samford	2-0	Arkansas-Little Rock	1-0		
Sewanee	6-0	Charlotte	2-0		
South Carolina	3-1	FIU	1-0		
Tennessee	15-6	Florida Atlantic	1-0		
Tulane	4-1	Georgia State	2-0		
UNC Greensboro	1-0	Jacksonville	1-0		
Vanderbilt	9-3	Troy	1-0		
Virginia	2-1	UT Arlington	2-0		
Virginia Tech	2-1	UAB	1-1		
VMI	6-2	Western Kentucky	4-1		
Wake Forest	1-0				



SCORES VS. ALL OPPONENTS

ABILENE CHRISTIAN (UK LEADS, 1-0)

Season	Score	Site
2019:	W, 79-44	at Jacksonville, Fla.
<i>at Neutral Sites: UK leads, 1-0</i>		
<i>at Jacksonville, Fla.: UK leads, 1-0</i>		

ADVENT MEMORIAL (AM LEADS, 1-0)

Season	Score	Site
1909:	L, 41-27	at Walnut Hills, Ohio
<i>at Walnut Hills, Ohio: AM leads, 1-0</i>		

AIR FORCE (UK LEADS, 1-0)

Season	Score	Site
1966:	W, 78-58	at Lexington
<i>at Lexington: UK leads, 1-0</i>		

AKRON (UK LEADS, 2-0)

Season	Score	Site
1937:	W, 32-22	at Cincinnati
1982:	W, 83-64	at Lexington
<i>at Lexington: UK leads, 1-0</i>		
<i>at Neutral Sites: UK leads, 1-0</i>		
<i>at Cincinnati: UK leads, 1-0</i>		

ALABAMA (UK LEADS, 114-40)

Season	Score	Site
1923:	L, 45-35	at Lexington
1925:	L, 24-13	at Tuscaloosa, Ala.
1926:	W, 27-16	at Lexington
1929:	L, 27-26	at Lexington
1932:	W, 50-22	at Lexington
1933:	W, 35-21	at Birmingham, Ala.
1934:	W, 33-28	at Birmingham, Ala.
1935:	W, 26-21	at Lexington
1935:	W, 33-26	at Birmingham, Ala.
1936:	W, 25-16	at Lexington
1936:	W, 32-30	at Tuscaloosa, Ala.
1937:	W, 40-34	at Lexington
1937:	W, 38-27	at Birmingham, Ala.
1938:	L, 34-31	at Lexington
1938:	W, 57-31	at Birmingham, Ala.
1939:	W, 28-21	at Lexington
1939:	L, 41-38	at Birmingham, Ala.
1940:	W, 45-27	at Lexington
1940:	L, 36-32	at Birmingham, Ala.
1941:	W, 83-64	at Lexington
1941:	W, 38-36	at Tuscaloosa, Ala.
1941:	W, 46-38	at Lexington
1942:	W, 39-37	at Louisville (SEC)
1942:	L, 41-35	at Tuscaloosa, Ala.
1942:	W, 50-34	at Lexington
1942:	W, 36-34	at Louisville (SEC)
1943:	L, 41-32	at Tuscaloosa, Ala.
1943:	W, 67-41	at Lexington
1945:	W, 52-41	at Louisville (SEC)
1946:	W, 59-30	at Louisville (SEC)
1947:	W, 48-37	at Tuscaloosa, Ala.
1947:	W, 63-33	at Lexington
1948:	W, 41-31	at Tuscaloosa, Ala.
1948:	W, 63-33	at Lexington
1949:	W, 56-40	at Tuscaloosa, Ala.
1949:	W, 74-32	at Lexington
1950:	W, 66-64	at Tuscaloosa, Ala.
1950:	W, 77-57	at Lexington
1951:	W, 65-48	at Lexington
1952:	W, 71-67	at Tuscaloosa, Ala.
1954:	W, 68-43	at Tuscaloosa, Ala.
1955:	W, 66-52	at Lexington
1956:	L, 101-77	at Montgomery, Ala.
1957:	W, 79-60	at Lexington
1958:	W, 45-43	at Montgomery, Ala.
1959:	W, 39-32	at Lexington

1960:	W, 75-55	at Montgomery, Ala.
1961:	W, 80-53	at Lexington
1962:	W, 73-65	at Tuscaloosa, Ala.
1963:	W, 80-63	at Lexington
1964:	L, 65-59	at Tuscaloosa, Ala.
1965:	L, 75-71	at Tuscaloosa, Ala.
1965:	W, 78-72	at Lexington
1966:	W, 82-62	at Lexington
1966:	W, 90-67	at Tuscaloosa, Ala.
1967:	L, 81-71	at Tuscaloosa, Ala.
1967:	W, 110-78	at Lexington
1968:	W, 84-76	at Tuscaloosa, Ala.
1968:	W, 96-83	at Lexington
1969:	W, 83-70	at Tuscaloosa, Ala.
1969:	W, 108-79	at Lexington
1970:	W, 86-71	at Lexington
1970:	W, 98-89	at Tuscaloosa, Ala.
1971:	W, 86-73	at Tuscaloosa, Ala.
1971:	W, 101-74	at Lexington
1972:	W, 77-74	at Lexington
1972:	L, 73-70	at Tuscaloosa, Ala.
1973:	W, 95-93	at Tuscaloosa, Ala.
1973:	W, 111-95	at Lexington
1974:	L, 81-77	at Tuscaloosa, Ala.
1974:	L, 94-71	at Lexington
1975:	W, 74-69	at Lexington
1975:	W, 84-79	at Tuscaloosa, Ala.
1976:	L, 76-63	at Tuscaloosa, Ala.
1976:	W, 90-85	at Lexington
1977:	W, 87-85	at Tuscaloosa, Ala.
1977:	W, 85-70	at Lexington
1978:	L, 78-62	at Tuscaloosa, Ala.
1978:	W, 97-84	at Lexington
1979:	L, 55-52	at Tuscaloosa, Ala.
1979:	W, 80-71	at Lexington
1979:	W, 101-100	at Birmingham, Ala.
1980:	L, 78-64	at Lexington
1980:	W, 72-63	at Tuscaloosa, Ala.
1981:	L, 59-55	at Tuscaloosa, Ala.
1981:	W, 77-62	at Lexington
1982:	W, 86-69	at Lexington
1982:	W, 72-62	at Tuscaloosa, Ala.
1982:	L, 48-46	at Lexington (SEC)
1983:	L, 74-67	at Tuscaloosa, Ala.
1983:	W, 76-70	at Lexington
1983:	L, 69-64	at Birmingham, Ala. (SEC)
1984:	W, 76-66	at Lexington
1984:	L, 69-62	at Tuscaloosa, Ala.
1984:	W, 48-46	at Nashville, Tenn. (SEC)
1985:	L, 60-58	at Tuscaloosa, Ala.
1985:	W, 51-48	at Lexington
1986:	W, 76-52	at Lexington
1986:	W, 73-71	at Tuscaloosa, Ala.
1987:	W, 83-72	at Lexington (SEC)
1987:	W, 68-63	at Atlanta (NCAA)
1987:	L, 69-55	at Lexington
1987:	W, 70-69	at Tuscaloosa, Ala.
1988:	W, 63-55	at Tuscaloosa, Ala.
1988:	W, 82-68	at Lexington
1989:	L, 76-64	at Tuscaloosa, Ala.
1989:	L, 71-67	at Lexington
1990:	W, 82-65	at Lexington
1990:	L, 83-58	at Tuscaloosa, Ala.
1991:	L, 88-83	at Tuscaloosa, Ala.
1991:	W, 79-73	at Lexington
1992:	W, 107-83	at Lexington
1992:	W, 80-54	at Birmingham, Ala. (SEC)
1993:	W, 73-59	at Tuscaloosa, Ala.

1994:	W, 82-67	at Lexington
1995:	W, 72-52	at Tuscaloosa, Ala.
1996:	W, 84-65	at Lexington
1997:	W, 75-61	at Tuscaloosa, Ala.
1998:	W, 70-67	at Louisville
1998:	W, 82-71	at Atlanta (SEC)
1999:	L, 62-58	at Tuscaloosa, Ala.
2000:	W, 66-54	at Lexington
2001:	L, 70-60	at Tuscaloosa, Ala.
2002:	L, 64-61	at Lexington
2003:	W, 63-46	at Tuscaloosa, Ala.
2004:	W, 66-55	at Lexington
2005:	W, 78-71	at Tuscaloosa, Ala.
2006:	L, 68-64	at Lexington
2006:	W, 68-61	at Nashville, Tenn., Tenn. (SEC)
2007:	L, 72-61	at Tuscaloosa, Ala.
2007:	W, 79-67	at Atlanta (SEC)
2008:	W, 62-52	at Lexington
2009:	W, 61-51	at Tuscaloosa, Ala.
2010:	W, 66-55	at Lexington
2010:	W, 73-67	at Nashville, Tenn. (SEC)
2011:	L, 66-68	at Tuscaloosa, Ala.
2011:	W, 72-58	at Atlanta (SEC)
2012:	W, 77-71	at Lexington
2013:	L, 59-55	at Tuscaloosa, Ala.
2014:	W, 55-48	at Lexington
2015:	W, 70-48	at Tuscaloosa, Ala.
2015:	W, 70-55	at Lexington
2016:	W, 77-61	at Tuscaloosa, Ala.
2016:	W, 78-53	at Lexington
2016:	W, 85-59	at Nashville, Tenn. (SEC)
2017:	W, 67-58	at Tuscaloosa, Ala.
2017:	W, 79-74	at Nashville, Tenn. (SEC)
2018:	W, 81-71	at Lexington
2018:	W, 86-63	at St. Louis (SEC)
2019:	L, 77-75	at Tuscaloosa, Ala.
2019:	W, 73-55	at Nashville, Tenn. (SEC)
2020:	W, 76-67	at Lexington
2021:	L, 85-65	at Lexington
2021:	L, 70-59	at Tuscaloosa, Ala.
<i>at Lexington: UK leads, 58-11</i>		
<i>at Tuscaloosa, Ala.: UK leads, 31-25</i>		
<i>at Neutral Sites: UK leads, 25-4</i>		
<i>at Atlanta: UK leads, 4-0</i>		
<i>at Birmingham, Ala.: UK leads, 7-3</i>		
<i>at Louisville: UK leads, 5-0</i>		
<i>at Montgomery, Ala.: UK leads, 2-1</i>		
<i>at Nashville, Tenn.: UK leads, 6-0</i>		
<i>at St. Louis: UK leads, 1-0</i>		

ALASKA ANCHORAGE (UK LEADS, 5-0)

Season	Score	Site
1980:	W, 52-17	at Anchorage, Alaska (GAS)
1981:	W, 53-20	at Lexington (UKIT)
1988:	W, 55-8	at Lexington
1997:	W, 62-25	at Anchorage, Alaska (GAS)
2000:	W, 62-42	at Lexington
<i>at Lexington: UK leads, 3-0</i>		
<i>at Anchorage, Alaska: UK leads, 2-0</i>		

ALBANY (UK LEADS, 1-0)

Season	Score	Site
2016:	W, 78-65	at Lexington
<i>at Lexington: UK leads, 1-0</i>		

**ALCORN STATE (UK LEADS, 1-0)**

Season	Score	Site
2003:	W, 94-63	at Lexington
<i>at Lexington: UK leads, 1-0</i>		

ALUMNI (UK LEADS, 4-0)

Season	Score	Site
1931:	W, 52-17	at Lexington
1932:	W, 53-20	at Lexington
1933:	W, 55-8	at Lexington
1941:	W, 62-25	at Lexington
<i>at Lexington: UK leads, 4-0</i>		

AMERICAN (UK LEADS, 1-0)

Season	Score	Site
1998:	W, 75-52	at Lexington
<i>at Neutral Sites: UK leads, 1-0</i>		
<i>at Louisville: UK leads, 1-0</i>		

APPALACHIAN STATE (UK LEADS, 1-0)

Season	Score	Site
2009:	W, 93-69	at Louisville
<i>at Neutral Sites: UK leads, 1-0</i>		
<i>at Louisville: UK leads, 1-0</i>		

ARIZONA (UA LEADS, 3-2)

Season	Score	Site
1946:	W, 77-53	at New York (NIT)
1994:	W, 93-92	at Maui, Hawaii (Maui)
1997:	L, 84-79 ^{OT}	at Indianapolis (NCAA)
1998:	L, 89-74	at Maui, Hawaii (Maui)
2000:	L, 63-51	at New York (PreNIT)
<i>at Neutral Sites: UA leads, 3-2</i>		
<i>at Indianapolis: UA leads, 1-0</i>		
<i>at Maui, Hawaii: Tied, 1-1</i>		
<i>at New York: Tied, 1-1</i>		

ARIZONA STATE (UK LEADS, 5-0)

Season	Score	Site
1992:	W, 94-68	at Lexington
1995:	W, 97-73	at Birmingham, Ala. (NCAA)
2003:	W, 82-65	at Maui, Hawaii (Maui)
2016:	W, 72-58	at Lexington
2017:	W, 115-69	at Paradise Island, Bahamas
<i>at Lexington: UK leads, 2-0</i>		
<i>at Neutral Sites: UK leads, 3-0</i>		
<i>at Birmingham, Ala.: UK leads, 1-0</i>		
<i>at Maui, Hawaii: UK leads, 1-0</i>		
<i>at Paradise Island, Bahamas: UK leads 1-0</i>		

ARKANSAS (UK LEADS, 33-12)

Season	Score	Site
1946:	W, 67-42	at Lexington
1949:	W, 76-39	at Lexington
1950:	W, 57-53	at Fayetteville, Ark.
1978:	W, 65-59	at St. Louis (NCAA)
1992:	L, 105-88	at Lexington
1993:	L, 101-94	at Fayetteville, Ark.
1994:	W, 92-81	at Lexington (SEC)
1994:	L, 90-82	at Lexington
1994:	W, 90-78	at Memphis, Tenn. (SEC)
1995:	L, 94-92	at Fayetteville, Ark.
1995:	W, 95-93 ^{OT}	at Atlanta (SEC)
1996:	W, 88-73	at Lexington
1996:	W, 95-75	at New Orleans (SEC)
1997:	W, 83-73	at Fayetteville, Ark.
1998:	W, 80-77 ^{OT}	at Lexington
1998:	W, 99-74	at Atlanta (SEC)
1999:	L, 74-70	at Fayetteville, Ark.

2000:	W, 76-63	at Atlanta (SEC)
2000:	W, 60-55	at Lexington
2000:	L, 86-72	at Atlanta (SEC)
2001:	L, 82-78	at Fayetteville, Ark.
2001:	W, 87-78	at Nashville, Tenn. (SEC)
2002:	W, 71-58	at Lexington
2003:	W, 66-50	at Fayetteville, Ark.
2004:	W, 73-56	at Lexington
2005:	W, 68-67	at Fayetteville, Ark.
2006:	W, 80-78	at Lexington
2007:	W, 82-74	at Fayetteville, Ark.
2008:	W, 63-58	at Lexington
2009:	W, 79-63	at Fayetteville, Ark.
2010:	W, 101-70	at Lexington
2011:	L, 76-77 ^{OT}	at Fayetteville, Ark.
2012:	W, 86-63	at Lexington
2013:	L, 73-60	at Fayetteville, Ark.
2014:	L, 87-85 ^{OT}	at Fayetteville, Ark.
2014:	L, 71-67 ^{OT}	at Lexington
2015:	W, 84-67	at Lexington
2015:	W, 78-63	at Nashville, Tenn. (SEC)
2016:	W, 80-66	at Fayetteville, Ark.
2017:	W, 97-71	at Lexington
2017:	W, 82-65	at Nashville, Tenn. (SEC)
2018:	W, 87-72	at Fayetteville, Ark.
2019:	W, 70-66	at Lexington
2020:	W, 73-66	at Fayetteville, Ark.
2021:	L, 81-80	at Lexington
<i>at Lexington: UK leads, 15-4</i>		
<i>at Fayetteville, Ark.: UK leads, 9-7</i>		
<i>at Neutral Sites: UK leads, 9-1</i>		
<i>at Atlanta: UK leads, 3-1</i>		
<i>at Memphis, Tenn.: UK leads, 1-0</i>		
<i>at Nashville, Tenn.: UK leads, 3-0</i>		
<i>at New Orleans: UK leads, 1-0</i>		
<i>at St. Louis: UK leads, 1-0</i>		

ARKANSAS-LITTLE ROCK (UK LEADS, 1-0)

Season	Score	Site
2012:	W, 73-51	at Louisville, Ky.
<i>at Neutral Sites: UK leads, 1-0</i>		
<i>at Louisville, Ky.: UK leads, 1-0</i>		

ARKANSAS STATE (UK LEADS, 1-0)

Season	Score	Site
1945:	W, 75-6	at Lexington
<i>at Lexington: UK leads, 1-0</i>		

ARMY (UK LEADS, 1-0)

Year	Score	Site
1969:	W, 80-65	at Lexington (UKIT)
<i>at Lexington: UK leads, 1-0</i>		

ASHLAND YMCA (UK LEADS, 2-0)

Season	Score	Site
1914:	W, 28-15	at Lexington
1914:	W, 30-19	at Ashland, Ky.
<i>at Lexington: UK leads, 1-0</i>		
<i>at Ashland, Ky.: UK leads, 1-0</i>		

AUBURN (UK LEADS, 96-22)

Season	Score	Site
1921:	W, 40-25	at Lexington
1926:	W, 35-26	at Lexington
1942:	W, 40-31	at Louisville (SEC)
1946:	W, 69-24	at Louisville (SEC)
1947:	W, 84-18	at Louisville (SEC)
1949:	W, 70-39	at Louisville (SEC)
1951:	W, 79-35	at Lexington
1951:	W, 84-54	at Louisville (SEC)
1952:	W, 88-48	at Auburn, Ala.
1954:	W, 107-79	at Montgomery, Ala.

1955:	W, 93-59	at Lexington
1956:	W, 82-81	at Montgomery, Ala.
1957:	W, 103-85	at Lexington
1958:	L, 64-63	at Birmingham, Ala.
1959:	W, 75-56	at Lexington
1960:	L, 61-60	at Auburn, Ala.
1961:	W, 77-51	at Lexington
1962:	W, 63-60	at Auburn, Ala.
1963:	W, 78-59	at Lexington
1964:	W, 99-79	at Montgomery, Ala.
1965:	W, 73-67	at Lexington
1965:	L, 88-69	at Auburn, Ala.
1966:	W, 115-78	at Lexington
1966:	W, 77-64	at Auburn, Ala.
1967:	W, 60-58	at Lexington
1967:	L, 62-49	at Auburn, Ala.
1968:	L, 74-73	at Auburn, Ala.
1968:	W, 89-57	at Lexington
1969:	W, 105-93	at Lexington
1969:	W, 90-86	at Auburn, Ala.
1970:	W, 84-83	at Auburn, Ala.
1970:	W, 102-81	at Lexington
1971:	W, 114-75	at Lexington
1971:	W, 102-83	at Auburn, Ala.
1972:	W, 78-72	at Auburn, Ala.
1972:	W, 102-67	at Lexington
1973:	W, 88-57	at Lexington
1973:	W, 91-79	at Auburn, Ala.
1974:	W, 79-58	at Lexington
1974:	L, 99-97 ^{OT}	at Auburn, Ala.
1975:	L, 90-85	at Auburn, Ala.
1975:	W, 119-76	at Lexington
1976:	L, 91-84 ^{OT}	at Auburn, Ala.
1976:	W, 93-82	at Lexington
1977:	W, 75-68	at Auburn, Ala.
1977:	W, 89-82	at Lexington
1978:	W, 101-77	at Auburn, Ala.
1978:	W, 104-81	at Lexington
1979:	W, 86-83 ^{OT}	at Auburn, Ala.
1979:	W, 66-59	at Lexington
1980:	W, 67-65	at Lexington
1980:	W, 64-62	at Auburn, Ala.
1980:	W, 69-61	at Birmingham, Ala. (SEC)
1981:	W, 79-66	at Auburn, Ala.
1981:	W, 102-74	at Lexington
1982:	W, 83-71	at Lexington
1982:	L, 83-81	at Auburn, Ala.
1982:	W, 89-66	at Lexington (SEC)
1983:	L, 75-67	at Lexington
1983:	W, 71-69	at Auburn, Ala.
1984:	L, 82-63	at Auburn, Ala.
1984:	W, 84-64	at Lexington
1984:	W, 51-49	at Nashville, Tenn. (SEC)
1985:	W, 68-61	at Lexington
1985:	W, 49-47 ^{OT}	at Auburn, Ala.
1986:	L, 60-56	at Auburn, Ala.
1986:	W, 81-71	at Lexington
1987:	W, 63-60	at Auburn, Ala.
1987:	W, 75-71	at Lexington
1987:	L, 79-72	at Atlanta (SEC)
1988:	L, 53-52	at Lexington
1988:	W, 69-62	at Auburn, Ala.
1989:	W, 86-76	at Lexington
1989:	L, 77-75	at Auburn, Ala.
1990:	L, 74-70	at Auburn, Ala.
1990:	W, 98-95	at Lexington
1991:	W, 89-81	at Auburn, Ala.
1991:	W, 114-93	at Lexington
1992:	W, 85-67	at Auburn, Ala.
1993:	W, 80-78	at Lexington
1994:	W, 91-74	at Auburn, Ala.
1995:	W, 98-64	at Lexington
1995:	W, 93-81	at Atlanta (SEC)



1996:	W, 88-73	at Auburn, Ala.
1997:	W, 77-53	at Lexington
	W, 92-50	at Memphis, Tenn. (SEC)
1998:	W, 83-58	at Auburn, Ala.
1999:	W, 72-62	at Lexington
	W, 69-57	at Atlanta (SEC)
2000:	L, 66-63	at Auburn, Ala.
2001:	W, 90-78	at Lexington
2002:	W, 69-62	at Auburn, Ala.
2003:	W, 67-51	at Lexington
	W, 78-58	at New Orleans (SEC)
2004:	W, 68-59	at Auburn, Ala.
2005:	W, 81-73	at Lexington
2006:	W, 71-62	at Auburn, Ala.
2007:	W, 84-57	at Lexington
2008:	W, 66-63	at Auburn, Ala.
2009:	W, 73-64	at Lexington
2010:	W, 72-67	at Auburn, Ala.
2011:	W, 78-54	at Lexington
2012:	W, 68-53	at Auburn, Ala.
2013:	W, 75-53	at Auburn, Ala.
	W, 72-62	at Lexington
2014:	W, 64-56	at Auburn, Ala.
2015:	W, 110-75	at Lexington
	W, 91-67	at Nashville (SEC)
2016:	L, 75-70	at Auburn, Ala.
2017:	W, 92-72	at Lexington
2018:	L, 76-66	at Auburn, Ala.
2019:	W, 82-80	at Auburn, Ala.
	W, 80-53	at Lexington
	L, 77-71 ^{OT}	at Kansas City, Mo. (NCAA)
2020:	L, 75-66	at Auburn, Ala.
	W, 73-66	at Lexington
2021:	L, 66-59	at Auburn, Ala.
	W, 82-80	at Lexington
		at Lexington: UK leads, 50-2
		at Auburn, Ala.: UK leads, 31-17
		at Neutral Sites: UK leads, 15-3
		at Atlanta: UK leads, 2-1
		at Birmingham, Ala.: Tied, 1-1
		at Kansas City, Mo.: AU leads, 1-0
		at Louisville: UK leads, 5-0
		at Memphis, Tenn.: UK leads, 1-0
		at Montgomery, Ala.: UK leads, 3-0
		at Nashville, Tenn.: UK leads, 2-0
		at New Orleans: UK leads, 1-0
AUSTIN PEAY (UK LEADS, 5-0)		
Season	Score	Site
1973:	W, 106-100 ^{OT}	at Nashville, Tenn., Tenn. (NCAA)
1987:	W, 71-69	at Lexington
1989:	W, 85-77	at Louisville
2004:	W, 61-53	at Louisville
2010:	W, 90-69	at Lexington
		at Lexington: UK leads, 2-0
		at Neutral Sites: UK leads, 3-0
		at Louisville: UK leads, 2-0
		at Nashville, Tenn.: UK leads, 1-0
BALL STATE (UK LEADS, 1-0)		
Season	Score	Site
2005:	W, 73-53	at Cincinnati
		at Neutral Sites: UK leads, 1-0
		at Cincinnati: UK leads, 1-0
BAYLOR (UK LEADS, 7-2)		
Season	Score	Site
1947:	W, 75-34	at Lexington
1948:	W, 58-42	at New York (NCAA)
	W, 77-59	at New York (Olympic)
1962:	W, 94-60	at Lexington
1964:	W, 101-65	at Lexington

1980:	W, 80-46	at Lexington
2012:	W, 82-70	at Atlanta, Ga. (NCAA)
2013:	L, 64-55	at Lexington
2014:	L, 67-62	at Arlington, Texas
		at Lexington: UK leads, 4-1
		at Neutral Sites: UK leads, 3-1
		at Arlington: BU leads, 1-0
		at Atlanta: UK leads, 1-0
		at New York: UK leads, 2-0

BELMONT (UK LEADS, 1-0)

Season	Score	Site
2014:	W, 93-80	at Lexington
		at Lexington: UK leads, 1-0

BEEBA (UK LEADS, 11-0)

Season	Score	Site
1926:	W, 37-23	at Lexington
1928:	W, 37-16	at Lexington
1930:	W, 29-26	at Lexington
1931:	W, 41-25	at Lexington
1932:	W, 52-27	at Lexington
1936:	W, 58-30	at Lexington
1937:	W, 70-26	at Lexington
1938:	W, 69-35	at Lexington
1940:	W, 74-24	at Lexington
1944:	W, 54-40	at Lexington
1945:	W, 56-32	at Lexington
		at Lexington: UK leads, 11-0

BETHANY (UK LEADS, 1-0)

Season	Score	Site
1911:	W, 24-11	at Lexington
		at Lexington: UK leads, 1-0

BOISE STATE (UK LEADS, 1-0)

Season	Score	Site
2014:	W, 70-55	at Lexington
		at Lexington: UK leads, 1-0

BOSTON UNIVERSITY (UK LEADS, 5-0)

Season	Score	Site
1987:	W, 81-69	at Lexington (UKIT)
1995:	W, 90-49	at Lexington
2011:	W, 91-57	at Lexington
2015:	W, 89-65	at Lexington
2016:	W, 82-62	at Lexington
		at Lexington: UK leads, 5-0

BOWLING GREEN (UK LEADS, 2-1)

Season	Score	Site
1949:	W, 63-61	at Cleveland
1977:	W, 77-59	at Lexington (UKIT)
1989:	L, 56-54	at Lexington (UKIT)
		at Lexington: Tied, 1-1
		at Neutral Sites: UK leads, 1-0
		at Cleveland: UK leads, 1-0

BRADLEY (UK LEADS, 3-0)

Season	Score	Site
1949:	W, 62-52	at Owensboro, Ky.
1950:	W, 71-66	at New Orleans (Sugar)
1980:	W, 79-58	at Anchorage, Alaska
		at Neutral Sites: UK leads, 3-0
		at Anchorage, Alaska: UK leads, 1-0
		at New Orleans: UK leads, 1-0
		at Owensboro, Ky.: UK leads, 1-0

BUFFALO (UK LEADS, 2-0)

Season	Score	Site
2015:	W, 71-52	at Lexington
2018:	W, 95-75	at Boise, Idaho (NCAA)
		at Lexington: UK leads, 1-0
		at Neutral Sites: UK leads, 1-0
		at Boise, Idaho: UK leads, 1-0

BUTLER (UK LEADS, 4-0)

Year	Score	Site
1911:	W, 21-16	at Lexington
1936:	W, 39-28	at Indianapolis
1962:	W, 81-60	at Iowa City, Iowa (NCAA)
1983:	W, 90-53	at Lexington
		at Lexington: UK leads, 2-0
		at Indianapolis: UK leads, 1-0
		at Neutral Sites: UK leads, 1-0
		at Iowa City, Iowa: UK leads, 1-0

BYU (UK LEADS, 3-0)

Season	Score	Site
1952:	W, 84-64	at New Orleans (Sugar)
1984:	W, 93-59	at Lexington (UKIT)
	W, 93-68	at Birmingham, Ala. (NCAA)
		at Lexington: UK leads, 1-0
		at Neutral Sites: UK leads, 2-0
		at Birmingham, Ala.: UK leads, 1-0
		at New Orleans: UK leads, 1-0

CALIFORNIA (UK LEADS, 2-0)

Season	Score	Site
1980:	W, 78-52	at Lexington (UKIT)
1989:	W, 89-71	at Anchorage, Alaska
		at Lexington: UK leads, 1-0
		at Neutral Sites: UK leads, 1-0
		at Anchorage, Alaska: UK leads, 1-0

CAMPBELL (UK LEADS, 1-0)

Season	Score	Site
2005:	W, 82-50	at Lexington
		at Lexington: UK leads, 1-0

CANISUIS (UK LEADS, 3-0)

Season	Score	Site
1997:	W, 68-45	at Lexington
1998:	W, 81-54	at Buffalo, N.Y.
2017:	W, 93-69	at Lexington
		at Lexington: UK leads, 2-0
		at Buffalo, N.Y.: UK leads, 1-0

CARNEGIE TECH (UK LEADS, 2-0)

Season	Score	Site
1932:	W, 36-34	at Lexington
1944:	W, 61-14	at New York
		at Lexington: UK leads, 1-0
		at Neutral Sites: UK leads, 1-0
		at New York: UK leads, 1-0

CENTENARY (UK LEADS, 3-1)

Season	Score	Site
1923:	L, 28-21	at Lexington
1937:	W, 37-19	at Lexington
1938:	W, 35-25	at Lexington
1941:	W, 70-18	at Lexington
		at Lexington: UK leads, 3-1

CENTRAL (CC LEADS, 9-7)

Season	Score	Site
1906:	W, 15-14	at Lexington
	W, 17-15	at Danville, Ky.
1907:	W, 22-9	at Lexington
	L, 25-23 ^{OT}	at Lexington
	L, 15-13	at Lexington
1908:	L, 32-21	at Danville, Ky.
	W, 31-20	at Lexington
	L, 29-10	at Danville, Ky.
1909:	W, 24-23	at Lexington
	L, 35-20	at Danville, Ky.
	L, 26-20	at Danville, Ky.
1910:	L, 87-17	at Danville, Ky.

L, 31-13 at Lexington
 L, 51-9 at Danville, Ky.
 1912: W, 32-13 at Danville, Ky.
 W, 52-10 at Lexington
 at Lexington: UK leads, 5-3
 at Danville, Ky.: CC leads, 6-2
 *Central University consolidated with Centre College in 1912. The schools are now considered one in the same under the name.

CENTRAL ARKANSAS (UK LEADS, 1-0)

Season	Score	Site
2008:	W, 67-40	at Lexington

at Lexington: UK leads, 1-0

CENTRAL MICH. (UK LEADS, 2-0)

Season	Score	Site
1975:	W, 90-73	at Dayton, Ohio (NCAA)
2009:	W, 84-52	at Lexington

at Lexington: UK leads, 1-0
 at Neutral Sites: UK leads, 1-0
 at Dayton, Ohio: UK leads, 1-0

CENTRE (UK LEADS, 18-10)

Season	Score	Site
1916:	W, 38-5	at Danville, Ky.
	W, 38-14	at Lexington
1917:	W, 31-21	at Lexington
	L, 38-24	at Danville, Ky.
1918:	L, 29-21	at Danville, Ky.
	W, 22-20 ^{30T}	at Lexington
	L, 24-12	at Louisville
1919:	L, 38-30	at Danville, Ky.
	L, 21-10	at Lexington
1920:	L, 44-15	at Danville, Ky.
	L, 20-18 ^{OT}	at Lexington
1921:	L, 29-27	at Danville, Ky.
	W, 20-13	at Lexington
1922:	W, 28-21	at Danville, Ky.
	W, 40-23	at Lexington
1923:	L, 14-21	at Lexington
	L, 10-17	at Danville, Ky.
1924:	W, 27-18	at Danville, Ky.
	W, 38-24	at Lexington
1925:	W, 33-26	at Danville, Ky.
	W, 39-10	at Lexington
1926:	W, 45-25	at Lexington
	W, 46-19	at Danville, Ky.
1927:	W, 27-25	at Lexington
	W, 22-16	at Danville, Ky.
1928:	W, 36-23	at Danville, Ky.
	W, 30-20	at Lexington
1929:	W, 47-11	at Lexington

at Lexington: UK leads, 11-3
 at Danville, Ky.: UK leads, 7-6
 at Neutral Sites: CC leads, 1-0
 at Louisville: CC leads, 1-0

*Central University consolidated with Centre College in 1912. The schools are now considered one in the same under the name.

CHAMINADE (UK LEADS, 1-0)

Season	Score	Site
1986:	W, 89-57	at Honolulu

at Honolulu: UK leads, 1-0

CHARLOTTE (UK LEADS, 2-0)

Season	Score	Site
1976:	W, 71-67	at New York (NIT)
1988:	W, 84-81	at Lexington (UKIT)

at Lexington: UK leads, 1-0
 at Neutral Sites: UK leads, 1-0
 at New York: UK leads, 1-0

CHATTANOOGA (UK LEADS, 12-0)

Season	Score	Site
1914:	W, 40-7	at Lexington
1919:	W, 29-26	at Chattanooga, Tenn.
1921:	W, 42-10	at Lexington
1923:	W, 25-18	at Lexington
1924:	W, 24-23	at Chattanooga, Tenn.
1931:	W, 55-18	at Lexington
1932:	W, 51-17	at Lexington
1934:	W, 47-20	at Lexington
1935:	W, 66-19	at Lexington
1991:	W, 86-70	at Lexington
2007:	W, 79-63	at Louisville
2012:	W, 87-62	at Lexington

at Lexington: UK leads, 9-0
 at Chattanooga, Tenn.: UK leads, 2-0
 at Neutral Sites: UK leads, 1-0
 at Louisville: UK leads, 1-0

CHICAGO (UK LEADS, 2-0)

Season	Score	Site
1933:	W, 58-26	at Chicago
1935:	W, 42-16	at Lexington

at Lexington: UK leads, 1-0
 at Chicago: UK leads, 1-0

CHRIST CHURCH (CC LEADS, 4-0)

Season	Score	Site
1906:	L, 38-24	at Lexington
	L, 54-17	at Cincinnati
1911:	L, 32-21	at Cincinnati
1913:	L, 30-19	at Lexington

at Lexington: CC leads, 2-0
 at Cincinnati: CC leads, 2-0

CINCINNATI (UK LEADS, 28-10)

Season	Score	Site
1904:	W, 25-21	at Lexington
1906:	L, 29-16	at Lexington
1909:	L, 41-25	at Cincinnati
	W, 28-23	at Lexington
1910:	L, 47-17	at Cincinnati
1913:	W, 20-18	at Lexington
1914:	W, 20-18	at Lexington
1916:	W, 39-24	at Cincinnati
	W, 34-10	at Lexington
1919:	L, 28-18	at Cincinnati
	W, 34-21	at Lexington
1920:	L, 13-11	at Cincinnati
1921:	W, 26-19	at Cincinnati
1923:	L, 33-24	at Cincinnati
1925:	W, 28-23	at Lexington
	L, 24-20	at Cincinnati
1927:	L, 48-10	at Lexington
	L, 51-22	at Cincinnati
1934:	W, 31-25	at Lexington
1938:	W, 38-21	at Lexington
1939:	W, 44-27	at Lexington
1940:	L, 39-30	at Lexington
1943:	W, 61-39	at Lexington
1944:	W, 58-30	at Lexington
	W, 38-34	at Cincinnati
1945:	W, 66-24	at Lexington
	W, 65-35	at Cincinnati
1946:	W, 67-31	at Lexington
1947:	W, 80-49	at Cincinnati
1948:	W, 67-31	at Cincinnati
	W, 70-43	at Lexington
1984:	W, 24-11	at Cincinnati
1985:	W, 66-55	at Lexington
1986:	W, 84-54	at Lexington
1988:	W, 101-77	at Lexington
1991:	W, 75-71	at Cincinnati
2005:	W, 69-60	at Indianapolis (NCAA)
2015:	W, 64-51	at Louisville (NCAA)

at Lexington: UK leads, 18-3
 at Cincinnati: UK leads, 8-7
 at Neutral Sites: UK leads, 2-0

at Indianapolis: UK leads, 1-0
 at Louisville: UK leads, 1-0

CINCINNATI YMCA (CIN. LEADS, 2-0)

Season	Score	Site
1905:	L, 43-22	at Lexington
1906:	L, 38-9	at Cincinnati

at Lexington: Cin. YMCA leads, 1-0
 at Cincinnati: Cin. YMCA leads, 1-0

CITY COLLEGE OF NEW YORK (CCNY LEADS, 1-0)

Season	Score	Site
1950:	L, 89-50	at New York (NIT)

at Neutral Sites: CCNY leads, 1-0
 at New York: CCNY leads, 1-0

CLEMSON (UK LEADS, 12-4)

Season	Score	Site
1922:	W, 38-14	at Lexington
1923:	L, 30-13	at Lexington
1924:	W, 38-13	at Lexington
1927:	W, 33-17	at Lexington
1930:	W, 31-15	at Lexington
	W, 34-20	at Clemson, S.C.
1931:	W, 33-21	at Lexington
	L, 29-26	at Clemson, S.C.
1932:	W, 43-24	at Lexington
	W, 30-17	at Clemson, S.C.
1933:	W, 67-18	at Lexington
1934:	W, 42-32	at Clemson, S.C.
1940:	W, 55-31	at Asheville, N.C.
1979:	L, 68-67 ^{OT}	at Lexington (NIT)
1997:	L, 79-71 ^{OT}	at Indianapolis
1998:	W, 76-61	at Phoenix

at Lexington: UK leads, 7-2
 at Clemson, S.C.: UK leads, 3-1
 at Neutral Sites: CU leads, 2-1
 at Asheville, N.C.: UK leads, 1-0
 at Indianapolis: CU leads, 1-0
 at Phoenix: CU leads, 1-0

CLEVELAND STATE (UK LEADS, 3-0)

Season	Score	Site
2010:	W, 73-49	at Cancun, Mexico
2014:	W, 68-61	at Lexington
2017:	W, 101-70	at Lexington

at Lexington: UK leads, 2-0
 at Neutral Sites: UK leads, 1-0
 at Cancun, Mexico: UK leads, 1-0

COLLEGE OF CHARLESTON (UK LEADS, 2-0)

Season	Score	Site
1997:	W, 92-65	at Anchorage, Alaska
2007:	W, 77-61	at Lexington

at Lexington: UK leads, 1-0
 at Neutral Sites: UK leads, 1-0
 at Anchorage, Alaska: UK leads, 1-0

COLORADO (UK LEADS, 1-0)

Season	Score	Site
1999:	W, 64-52	at Bayamone, Puerto Rico

at Neutral Sites: UK leads, 1-0
 at Bayamone, P.R.: UK leads, 1-0

COLUMBIA (UK LEADS, 2-0)

Season	Score	Site
1948:	W, 76-53	at New York (NCAA)
2015:	W, 56-46	at Lexington

at Lexington: UK leads, 1-0
 at Neutral Sites: UK leads, 1-0
 at New York: UK leads, 1-0



COPPIN STATE (UK LEADS, 2-0)

Season	Score	Site
2005:	W, 77-46	at Lexington
2011:	W, 91-61	at Lexington
<i>at Lexington: UK leads, 2-0</i>		

CORNELL (TIED, 1-1)

Season	Score	Site
1967:	L, 92-77	at Lexington
2010:	W, 62-45	at Syracuse, N.Y. (NCAA)
<i>at Lexington: CU leads, 1-0</i>		
<i>at Neutral Sites: UK leads, 1-0</i>		
<i>at Syracuse, N.Y.: UK leads, 1-0</i>		

CREIGHTON (UK LEADS, 8-4)

Season	Score	Site
1930:	L, 28-27	at Lexington
	W, 25-21	at Lexington
1933:	W, 32-26	at Omaha, Neb.
	L, 34-22	at Omaha, Neb.
1935:	W, 63-42	at Lexington
	W, 24-12	at Lexington
1936:	L, 31-29	at Lexington
	W, 68-38	at Lexington
1937:	W, 59-36	at Lexington
1940:	L, 54-45	at Omaha, Neb.
1948:	W, 65-23	at Omaha, Neb.
2009:	W, 65-63	at Omaha, Neb. (NIT)
<i>at Lexington: UK leads, 5-2</i>		
<i>at Omaha, Neb.: UK leads, 3-2</i>		

CUMBERLAND (UK LEADS, 4-1)

Season	Score	Site
1917:	W, 48-20	at Williamsburg, Ky.
1918:	W, 42-21	at Williamsburg, Ky.
1919:	W, 22-21	at Williamsburg, Ky.
1920:	L, 30-21	at Williamsburg, Ky.
1921:	W, 37-21	at Lexington
<i>at Lexington: UK leads, 1-0</i>		
<i>at Williamsburg, Ky.: UK leads, 3-1</i>		

DARTMOUTH (UK LEADS, 3-1)

Season	Score	Site
1942:	L, 47-28	at New Orleans (NCAA)
1963:	W, 95-49	at Lexington
1965:	W, 107-77	at Lexington
1974:	W, 102-77	at Lexington
<i>at Lexington: UK leads, 3-0</i>		
<i>at Neutral Sites: DU leads, 1-0</i>		
<i>at New Orleans: DU leads, 1-0</i>		

DAVIDSON (UK LEADS, 2-0)

Season	Score	Site
1986:	W, 75-55	at Charlotte, N.C. (NCAA)
2018:	W, 78-73	at Boise, Idaho (NCAA)
<i>at Neutral Sites: UK leads, 2-0</i>		
<i>at Boise, Idaho: UK leads, 1-0</i>		
<i>at Charlotte, N.C.: UK leads, 1-0</i>		

DAYTON (UK LEADS, 3-2)

Season	Score	Site
1948:	W, 70-29	at Lexington
1956:	L, 89-74	at Lexington (UKIT)
1966:	W, 86-79	at Iowa City, Iowa (NCAA)
1968:	W, 88-85	at Lexington (UKIT)
2000:	L, 68-66	at Cincinnati
<i>at Lexington: UK leads, 2-1</i>		
<i>at Neutral Sites: Tied, 1-1</i>		
<i>at Cincinnati: UD leads, 1-0</i>		
<i>at Iowa City, Iowa: UK leads, 1-0</i>		

DELAWARE STATE (UK LEADS, 1-0)

Season	Score	Site
2009:	W, 71-42	at Lexington
<i>at Lexington: UK leads, 1-0</i>		

DEPAUL (UK LEADS, 18-3)

Season	Score	Site
1943:	L, 53-44	at Chicago
1947:	W, 65-45	at Louisville
	L, 53-47	at Chicago
1948:	W, 74-50	at Louisville
	W, 68-51	at Chicago
1949:	W, 67-36	at Louisville
	W, 56-45	at Chicago
1950:	W, 49-47	at Louisville
	W, 86-53	at Chicago
1951:	W, 63-55	at Lexington
	W, 60-57	at Chicago
1952:	W, 98-60	at Lexington
	W, 63-61	at Chicago
1954:	W, 81-63	at Lexington
	W, 76-61	at Chicago
1955:	W, 92-59	at Lexington
	W, 76-72	at Chicago
1956:	W, 71-69	at Lexington
	L, 81-79	at Chicago
1971:	W, 106-85	at Lexington (UKIT)
2007:	W, 87-81	at Honolulu
<i>at Lexington: UK leads, 6-0</i>		
<i>at Chicago: UK leads, 7-3</i>		
<i>at Neutral Sites: UK leads, 5-0</i>		
<i>at Honolulu: UK leads, 1-0</i>		
<i>at Louisville: UK leads, 4-0</i>		

DEPAUW (DU LEADS, 3-1)

Season	Score	Site
1910:	L, 24-11	at Lexington
	L, 28-16	at Greencastle, Ind.
1926:	L, 38-29	at Lexington
1944:	W, 38-35	at Lexington
<i>at Lexington: DU leads, 2-1</i>		
<i>at Greencastle, Ind.: DU leads, 1-0</i>		

DETROIT MERCY (TIED, 1-1)

Season	Score	Site
1938:	L, 34-26	at Detroit
1983:	W, 83-46	at Lexington
<i>at Lexington: UK leads, 1-0</i>		
<i>at Detroit: DM leads, 1-0</i>		

DREXEL (UK LEADS, 1-0)

Season	Score	Site
2010:	W, 88-44	at Lexington
<i>at Lexington: UK leads, 1-0</i>		

DUKE (UK LEADS, 12-10)

Season	Score	Site
1930:	L, 37-32	at Atlanta (So. Con.)
1931:	W, 35-30	at Atlanta (So. Con.)
1932:	W, 37-30	at Lexington
1954:	W, 85-69	at Lexington (UKIT)
1956:	W, 81-76	at Lexington
1957:	L, 85-84	at Durham, N.C.
1958:	W, 78-74	at Lexington
1959:	W, 78-64	at Durham, N.C.
1964:	W, 81-79	at New Orleans (Sugar)
1966:	W, 83-79	at College Park, Md. (NCAA)
1970:	W, 98-76	at Lexington (UKIT)
1978:	W, 94-88	at St. Louis (NCAA)
1980:	L, 82-76 ^{OT}	at Springfield, Mass.
	L, 55-54	at Lexington (NCAA)
1989:	L, 80-55	at Springfield, Mass.
1992:	L, 104-103 ^{OT}	at Philadelphia (NCAA)

1998:	W, 86-84	at St. Petersburg, Fla. (NCAA)
1999:	L, 71-60	at E. Rutherford, N.J.
2002:	L, 95-92 ^{OT}	at E. Rutherford, N.J.
2013:	L, 75-68	at Atlanta, Ga.
2016:	W, 74-63	at Chicago
2019:	L, 118-84	at Indianapolis
<i>at Lexington: UK leads, 5-1</i>		
<i>at Durham, N.C.: Tied, 1-1</i>		
<i>at Neutral Sites: DU leads, 8-6</i>		
<i>at Atlanta: DU leads, 2-1</i>		
<i>at Chicago: UK leads, 1-0</i>		
<i>at College Park, Md.: UK leads, 1-0</i>		
<i>at East Rutherford, N.J.: DU leads, 2-0</i>		
<i>at Indianapolis: DU leads, 1-0</i>		
<i>at New Orleans: UK leads, 1-0</i>		
<i>at Philadelphia: DU leads, 1-0</i>		
<i>at Springfield, Mass.: DU leads, 2-0</i>		
<i>at St. Louis: UK leads, 1-0</i>		
<i>at St. Petersburg, Fla.: UK leads, 1-0</i>		

DUQUESNE (UK LEADS, 2-0)

Season	Score	Site
1983:	W, 55-42	at Lexington (UKIT)
2017:	W, 93-59	at Lexington
<i>at Lexington: UK leads, 2-0</i>		

EAST CAROLINA (UK LEADS, 1-0)

Season	Score	Site
1986:	W, 86-52	at Lexington (UKIT)
<i>at Lexington: UK leads, 1-0</i>		

EAST TENNESSEE STATE (UK LEADS, 5-0)

Season	Score	Site
1981:	W, 69-54	at Lexington
1985:	W, 62-57	at Lexington
2010:	W, 100-71	at New Orleans (NCAA)
2011:	W, 88-65	at Lexington
2018:	W, 78-61	at Lexington
<i>at Lexington: UK leads, 4-0</i>		
<i>at Neutral Sites: UK leads, 1-0</i>		
<i>at New Orleans: UK leads, 1-0</i>		

EASTERN KENTUCKY (UK LEADS, 13-0)

Season	Score	Site
1959:	W, 35-10	at Lexington
1991:	W, 74-60	at Lexington
1992:	W, 85-55	at Lexington
1993:	W, 82-73	at Lexington
1994:	W, 107-78	at Lexington
1999:	W, 99-64	at Lexington
2001:	W, 94-79	at Lexington
2004:	W, 101-72	at Lexington
2005:	W, 72-64	at Indianapolis (NCAA)
2007:	W, 78-65	at Lexington
2015:	W, 82-49	at Lexington
2016:	W, 88-67	at Lexington
2020:	W, 91-49	at Lexington
<i>at Lexington: UK leads, 12-0</i>		
<i>at Neutral Sites: UK leads, 1-0</i>		
<i>at Indianapolis: UK leads, 1-0</i>		

EASTERN MICHIGAN (UK LEADS, 2-0)

Season	Score	Site
2013:	W, 90-38	at Lexington
2014:	W, 81-63	at Lexington
<i>at Lexington: UK leads, 2-0</i>		

EVANSVILLE (UE LEADS, 1-0)

Season	Score	Site
2020:	L, 67-64	at Lexington
<i>at Lexington: UE leads, 1-0</i>		

**FAIRLEIGH DICKINSON (UK LEADS, 1-0)**

Season	Score	Site
2020:	W, 83-52	at Lexington
<i>at Lexington: UK leads, 1-0</i>		

FIU (UK LEADS, 1-0)

Season	Score	Site
2008:	W, 92-49	at Lexington
<i>at Lexington: UK leads, 1-0</i>		

FLORIDA (UK LEADS, 105-41)

Season	Score	Site
1927:	W, 44-36	at Lexington
1931:	W, 56-36	at Atlanta (So.Con.)
1933:	W, 48-24	at Atlanta (SEC)
1934:	L, 38-32	at Atlanta (SEC)
1942:	W, 42-36	at Louisville (SEC)
1945:	W, 57-35	at Louisville (SEC)
1946:	W, 69-32	at Louisville (SEC)
1948:	W, 87-31	at Louisville (SEC)
1949:	W, 73-36	at Louisville (SEC)
1951:	W, 85-37	at Lexington
1952:	W, 99-52	at Gainesville, Fla.
1954:	W, 97-55	at Gainesville, Fla.
1955:	W, 87-63	at Lexington
1956:	W, 81-70	at Gainesville, Fla.
1957:	W, 61-28	at Lexington
1958:	W, 78-56	at Gainesville, Fla.
1959:	W, 94-51	at Lexington
1960:	W, 75-62	at Gainesville, Fla.
1961:	W, 89-68	at Lexington
1962:	W, 81-69	at Gainesville, Fla.
1963:	W, 94-71	at Lexington
1964:	W, 77-72	at Gainesville, Fla.
1965:	L, 84-68	at Gainesville, Fla.
	W, 78-61	at Lexington
1966:	W, 78-64	at Gainesville, Fla.
	W, 85-75	at Lexington
1967:	L, 78-75	at Lexington
	L, 89-72	at Gainesville, Fla.
1968:	W, 99-76	at Lexington
	L, 96-78	at Gainesville, Fla.
1969:	W, 88-67	at Lexington
	L, 82-81	at Gainesville, Fla.
1970:	W, 88-69	at Gainesville, Fla.
	W, 110-65	at Lexington
1971:	W, 101-75	at Lexington
	L, 74-65	at Gainesville, Fla.
1972:	L, 72-70	at Gainesville, Fla.
	W, 95-68	at Lexington
1973:	W, 95-65	at Lexington
	W, 94-83	at Gainesville, Fla.
1974:	W, 91-82	at Gainesville, Fla.
	L, 75-65	at Lexington
1975:	W, 87-65	at Lexington
	L, 66-58	at Gainesville, Fla.
1976:	W, 89-82	at Gainesville, Fla.
	W, 96-89	at Lexington
1977:	W, 73-71	at Gainesville, Fla.
	W, 104-78	at Lexington
1978:	W, 86-67	at Gainesville, Fla.
	W, 88-61	at Lexington
1979:	L, 76-65	at Gainesville, Fla.
	W, 87-81	at Lexington
1980:	W, 76-63	at Gainesville, Fla.
	W, 95-70	at Lexington
1981:	W, 102-48	at Lexington
	W, 69-56	at Gainesville, Fla.
1982:	W, 91-76	at Gainesville, Fla.
	W, 84-78	at Lexington
1983:	W, 70-63	at Lexington
	W, 73-61	at Gainesville, Fla.
1984:	L, 69-57	at Gainesville, Fla.
	W, 67-65	at Lexington
1985:	L, 67-55	at Lexington

	W, 76-68	at Gainesville, Fla.
	L, 58-55	at Birmingham, Ala. (SEC)
1986:	W, 72-55	at Gainesville, Fla.
	W, 80-69	at Lexington
1987:	W, 67-62	at Lexington
	L, 74-56	at Gainesville, Fla.
1988:	L, 58-56	at Lexington
	L, 83-76	at Gainesville, Fla.
1989:	W, 69-56	at Gainesville, Fla.
	L, 59-53	at Lexington
1990:	W, 89-81	at Lexington
	W, 78-74	at Gainesville, Fla.
1991:	W, 81-65	at Lexington
	W, 90-74	at Gainesville, Fla.
1992:	W, 81-60	at Lexington
	L, 79-62	at Gainesville, Fla.
1993:	W, 71-48	at Lexington
	W, 85-77	at Gainesville, Fla.
1994:	L, 59-57	at Gainesville, Fla.
	W, 80-77	at Lexington
	W, 73-60	at Memphis, Tenn. (SEC)
1995:	W, 83-67	at Gainesville, Fla.
	W, 87-77	at Lexington
	W, 86-72	at Atlanta (SEC)
1996:	W, 77-63	at Lexington
	W, 94-63	at Gainesville, Fla.
	W, 100-76	at New Orleans (SEC)
1997:	W, 92-65	at Gainesville, Fla.
	W, 85-56	at Lexington
1998:	L, 86-78	at Lexington
	W, 79-54	at Gainesville, Fla.
1999:	W, 93-58	at Lexington
	L, 75-68	at Gainesville, Fla.
2000:	L, 90-73	at Gainesville, Fla.
	W, 85-70	at Lexington
2001:	W, 71-70	at Lexington
	L, 94-86	at Gainesville, Fla.
2002:	W, 70-68	at Gainesville, Fla.
	W, 70-67	at Lexington
2003:	W, 70-55	at Lexington
	W, 69-67	at Gainesville, Fla.
2004:	W, 68-65	at Gainesville, Fla.
	W, 82-62	at Lexington
	W, 89-73	at Atlanta (SEC)
2005:	W, 69-66	at Lexington
	L, 53-52	at Gainesville, Fla.
	L, 70-53	at Atlanta (SEC)
2006:	L, 95-80	at Gainesville, Fla.
	L, 79-64	at Lexington
2007:	L, 64-61	at Lexington
	L, 85-72	at Gainesville, Fla.
2008:	L, 81-70 ^{OT}	at Gainesville, Fla.
	W, 75-70	at Lexington
2009:	W, 68-65	at Lexington
	L, 60-53	at Gainesville, Fla.
2010:	W, 89-77	at Gainesville, Fla.
	W, 74-66	at Lexington
2011:	L, 68-70	at Gainesville, Fla.
	W, 76-68	at Lexington
	W, 70-54	at Atlanta (SEC)
2012:	W, 78-58	at Lexington
	W, 74-59	at Gainesville, Fla.
	W, 74-71	at New Orleans (SEC)
2013:	L, 69-52	at Gainesville, Fla.
	W, 61-57	at Lexington
2014:	L, 69-59	at Lexington
	L, 84-65	at Gainesville, Fla.
	L, 61-60	at Atlanta, Ga. (SEC)
2015:	W, 68-61	at Gainesville, Fla.
	W, 67-50	at Lexington
	W, 64-49	at Nashville, Tenn. (SEC)
2016:	W, 80-61	at Lexington

	W, 88-79	at Gainesville, Fla.
2017:	L, 86-66	at Gainesville, Fla.
	W, 76-66	at Lexington
2018:	L, 66-64	at Lexington
	L, 80-67	at Gainesville, Fla.
2019:	W, 65-54	at Gainesville, Fla.
	W, 66-57	at Lexington
2020:	W, 65-59	at Lexington
	W, 71-70	at Gainesville, Fla.
2021:	W, 76-58	at Gainesville, Fla.
	L, 71-67	at Lexington
<i>at Lexington: UK leads, 53-11</i>		
<i>at Gainesville, Fla.: UK leads, 38-26</i>		
<i>at Neutral Sites: UK leads, 14-4</i>		
<i>at Atlanta: UK leads, 5-3</i>		
<i>at Birmingham, Ala.: UF leads, 1-0</i>		
<i>at Louisville: UK leads, 5-0</i>		
<i>at Memphis, Tenn.: UK leads, 1-0</i>		
<i>at Nashville, Tenn.: UK leads, 1-0</i>		
<i>at New Orleans: UK leads, 2-0</i>		

FLORIDA A&M (UK LEADS, 1-0)

Season	Score	Site
2004:	W, 96-76	at Columbus, Ohio (NCAA)
<i>at Neutral Sites: UK leads, 1-0</i>		
<i>at Columbus, Ohio: UK leads, 1-0</i>		

FLORIDA ATLANTIC (UK LEADS, 1-0)

Season	Score	Site
2009:	W, 76-69	at Lexington
<i>at Lexington: UK leads, 1-0</i>		

FLORIDA STATE (UK LEADS, 6-2)

Season	Score	Site
1959:	W, 91-68	at Lexington
1961:	L, 63-58	at Lexington
1963:	W, 83-54	at Lexington
1972:	L, 73-54	at Dayton, Ohio (NCAA)
	W, 97-57	at Louisville
1978:	W, 85-76	at Knoxville, Tenn. (NCAA)
1980:	W, 97-78	at Bowling Green, Ky. (NCAA)
1993:	W, 106-81	at Charlotte, N.C. (NCAA)
<i>at Lexington: UK leads, 2-1</i>		
<i>at Neutral Sites: UK leads, 4-1</i>		
<i>at Bowling Green, Ky.: UK leads, 1-0</i>		
<i>at Charlotte, N.C.: UK leads, 1-0</i>		
<i>at Dayton, Ohio: FSU leads, 1-0</i>		
<i>at Knoxville, Tenn.: UK leads, 1-0</i>		
<i>at Louisville: UK leads, 1-0</i>		

FORT BENNING (UK LEADS, 1-0)

Season	Score	Site
1946:	W, 81-25	at Lexington
<i>at Lexington: UK leads, 1-0</i>		

FORT KNOX (UK LEADS, 7-0)

Season	Score	Site
1943:	W, 64-30	at Lexington
1944:	W, 51-18	at Lexington
	W, 76-48	at Lexington
1945:	W, 56-23	at Lexington
	W, 59-34	at Lexington
1947:	W, 68-31	at Lexington
1948:	W, 80-41	at Lexington
<i>at Lexington: UK leads, 7-0</i>		

FORT WAYNE (UK LEADS, 1-0)

Season	Score	Site
2018:	W, 86-67	at Lexington
<i>at Lexington: UK leads, 1-0</i>		



FURMAN (UK LEADS, 1-0)

Season	Score	Site
1990:	W, 104-73	at Lexington
<i>at Lexington: UK leads, 1-0</i>		

GARDNER-WEBB (GW LEADS, 1-0)

Season	Score	Site
2008:	L, 84-68	at Lexington
<i>at Lexington: GW leads, 1-0</i>		

GEORGE WASHINGTON (UK LEADS, 1-0)

Season	Score	Site
1998:	W, 70-55	at Maui, Hawaii
<i>at Neutral Sites: UK leads, 1-0</i>		
<i>at Maui, Hawaii: UK leads, 1-0</i>		

GEORGETOWN [Ky.] (UK LEADS, 35-15)

Season	Score	Site
1903:	L, 15-6	at Lexington
1904:	L, 26-11	at Georgetown, Ky.
	L, 22-10	at Lexington
1905:	L, 14-9	at Lexington
1906:	L, 34-9	at Georgetown, Ky.
	L, 28-22	at Lexington
1907:	W, 16-15	at Lexington
	L, 19-8	at Georgetown, Ky.
1908:	L, 30-22	at Georgetown, Ky.
	W, 18-13	at Lexington
1909:	W, 43-32	at Lexington
	W, 48-19	at Georgetown, Ky.
1910:	W, 31-11	at Lexington
	L, 34-16	at Georgetown, Ky.
	W, 24-23	at Lexington
1911:	W, 47-22	at Georgetown, Ky.
1912:	W, 38-12	at Lexington
	W, 19-18	at Georgetown, Ky.
1916:	W, 29-22	at Georgetown, Ky.
	W, 30-22	at Lexington
1917:	L, 22-19	at Georgetown, Ky.
	W, 32-18	at Lexington
1918:	W, 22-18	at Lexington
	W, 25-16	at Georgetown, Ky.
1919:	L, 32-30	at Lexington
	L, 22-18	at Georgetown, Ky.
1920:	W, 25-14	at Lexington
	W, 28-16	at Georgetown, Ky.
1921:	W, 38-23	at Lexington
	W, 56-11	at Georgetown, Ky.
1922:	L, 26-17	at Lexington
	W, 26-17	at Georgetown, Ky.
	W, 41-21	at Atlanta (SIAA)
1923:	W, 24-13	at Georgetown, Ky.
	L, 48-21	at Lexington
1924:	W, 32-24	at Georgetown, Ky.
	W, 39-35	at Lexington
1925:	W, 25-17	at Lexington
	W, 36-21	at Georgetown, Ky.
1926:	W, 36-21	at Georgetown, Ky.
	W, 25-20	at Lexington
1927:	L, 26-19	at Georgetown, Ky.
1930:	W, 46-9	at Lexington
1931:	W, 67-19	at Lexington
1932:	W, 66-24	at Lexington
1933:	W, 62-21	at Lexington
1934:	W, 41-12	at Lexington
1936:	W, 42-17	at Lexington
1937:	W, 46-21	at Lexington
1939:	W, 39-19	at Lexington
<i>at Lexington: UK leads, 22-7</i>		
<i>at Georgetown, Ky.: UK leads, 12-8</i>		
<i>at Neutral Sites: UK leads, 1-0</i>		
<i>at Atlanta: UK leads, 1-0</i>		

GEORGETOWN (GU LEADS, 2-0)

Season	Score	Site
1922:	L, 28-23	at Washington, D.C.
1984:	L, 53-40	at Seattle (NCAA)
<i>at Washington, D.C.: GU leads, 1-0</i>		
<i>at Neutral Sites: GU leads, 1-0</i>		
<i>at Seattle: GU leads, 1-0</i>		

GEORGIA (UK LEADS, 129-27)

Season	Score	Site
1921:	W, 20-19	at Atlanta (SIAA)
1923:	L, 23-19	at Lexington
1925:	L, 28-24	at Athens, Ga.
	L, 32-31	at Atlanta (So. Con.)
1926:	W, 22-18	at Athens, Ga.
	W, 39-34	at Atlanta (So. Con.)
1928:	W, 33-16	at Atlanta (So. Con.)
1929:	L, 26-24	at Atlanta (So. Con.)
1930:	W, 22-21 ^{OT}	at Athens, Ga.
	W, 36-23	at Lexington
1931:	L, 25-16	at Athens, Ga.
1940:	W, 51-43	at Knoxville, Tenn. (SEC)
1942:	W, 51-26	at Athens, Ga.
	W, 55-38	at Lexington
1943:	W, 60-28	at Athens, Ga.
	W, 59-30	at Louisville (SEC)
1944:	W, 57-29	at Louisville (SEC)
1945:	W, 73-37	at Lexington
1947:	W, 84-45	at Athens, Ga.
	W, 81-40	at Lexington
1948:	W, 88-51	at Athens, Ga.
1949:	W, 95-40	at Lexington
1950:	L, 71-60	at Athens, Ga.
	W, 88-56	at Lexington
	W, 79-63	at Louisville (SEC)
1951:	W, 88-41	at Lexington
1952:	W, 95-55	at Louisville
1954:	W, 106-55	at Lexington
	W, 100-68	at Owensboro, Ky.
1955:	W, 86-40	at Lexington
1956:	W, 143-66	at Louisville
1957:	W, 84-53	at Lexington
1958:	W, 74-55	at Atlanta
1959:	W, 108-55	at Lexington
1960:	W, 84-60	at Columbus, Ga.
1961:	W, 74-67	at Lexington
1962:	W, 86-59	at Atlanta
1963:	W, 74-67	at Lexington
1964:	W, 103-83	at Athens, Ga.
1965:	W, 102-82	at Athens, Ga.
	W, 96-64	at Lexington
1966:	W, 69-65 ^{2OT}	at Athens, Ga.
	W, 74-50	at Lexington
1967:	L, 49-40	at Athens, Ga.
	W, 101-76	at Lexington
1968:	W, 104-73	at Lexington
	W, 106-87	at Athens, Ga.
1969:	W, 88-68	at Lexington
	W, 85-77	at Athens, Ga.
1970:	W, 72-71	at Athens, Ga.
	W, 116-86	at Lexington
1971:	W, 79-66	at Lexington
	W, 107-95	at Athens, Ga.
1972:	L, 85-73	at Athens, Ga.
	W, 87-63	at Lexington
1973:	W, 89-68	at Lexington
	W, 99-86	at Athens, Ga.
1974:	W, 80-74	at Lexington
	W, 86-72	at Athens, Ga.
1975:	W, 96-77	at Athens, Ga.
	W, 75-61	at Lexington
1976:	W, 92-76	at Lexington
	L, 86-81	at Athens, Ga.
1977:	W, 64-59 ^{OT}	at Lexington

1978:	W, 72-54	at Athens, Ga.
	W, 90-73	at Lexington
	W, 78-67	at Athens, Ga.
1979:	W, 73-64	at Lexington
	W, 90-74	at Athens, Ga.
1980:	W, 95-69	at Atlanta
	W, 56-49	at Lexington
1981:	W, 76-62	at Lexington
	W, 71-68 ^{OT}	at Athens, Ga.
1982:	W, 68-66	at Athens, Ga.
	W, 82-73	at Lexington
1983:	L, 70-63	at Athens, Ga.
	W, 81-72	at Lexington
1984:	W, 64-40	at Lexington
	W, 66-64	at Athens, Ga.
	W, 92-79	at Nashville, Tenn. (SEC)
1985:	L, 81-73	at Athens, Ga.
	L, 79-77	at Lexington
1986:	W, 74-69	at Lexington
	W, 80-75	at Athens, Ga.
1987:	L, 69-65	at Louisville
	L, 79-71	at Athens, Ga.
1988:	W, 84-77	at Atlanta
	W, 80-72	at Lexington
	W, 62-57	at Baton Rouge, La. (SEC)
1989:	W, 76-65	at Lexington
	L, 84-72	at Athens, Ga.
1990:	L, 106-91	at Athens, Ga.
	W, 88-77	at Lexington
1991:	W, 81-80	at Athens, Ga.
	W, 96-84	at Lexington
1992:	W, 78-66	at Lexington
	W, 84-73	at Athens, Ga.
1993:	W, 74-59	at Athens, Ga.
	W, 86-70	at Lexington
1994:	L, 94-90 ^{OT}	at Athens, Ga.
	W, 80-59	at Lexington
1995:	W, 83-71	at Lexington
	W, 97-74	at Athens, Ga.
1996:	W, 82-77	at Athens, Ga.
	W, 86-73	at Lexington
1997:	W, 86-65	at Athens, Ga.
	W, 82-57	at Lexington
	W, 95-68	at Memphis, Tenn. (SEC)
1998:	W, 90-79	at Athens, Ga.
	W, 85-74	at Lexington
1999:	W, 91-83 ^{OT}	at Athens, Ga.
	W, 92-71	at Lexington
2000:	W, 75-69	at Athens, Ga.
	W, 70-64	at Lexington
2001:	W, 67-63	at Lexington
	W, 85-70	at Athens, Ga.
2002:	L, 88-84	at Lexington
	L, 78-69	at Athens, Ga.
2003:	W, 87-67	at Lexington
	W, 74-66	at Athens, Ga.
2004:	L, 65-57	at Lexington
	L, 74-68	at Athens, Ga.
	W, 69-60	at Atlanta (SEC)
2005:	W, 76-55	at Athens, Ga.
	W, 60-51	at Lexington
2006:	W, 69-55	at Athens, Ga.
	W, 68-61	at Lexington
2007:	L, 78-69 ^{OT}	at Athens, Ga.
	W, 82-70	at Lexington
2008:	W, 63-58	at Athens, Ga.
	W, 61-55	at Lexington
	L, 60-56 ^{OT}	at Atlanta (SEC)
2009:	W, 68-45	at Athens, Ga.
	L, 90-85	at Lexington
2010:	W, 76-68	at Lexington
	W, 80-68	at Athens, Ga.

2011:	L, 70-77	at Athens, Ga.
	W, 66-60	at Lexington
2012:	W, 57-44	at Athens, Ga.
	W, 79-49	at Lexington
2013:	L, 72-62	at Athens, Ga.
2014:	W, 79-54	at Lexington
	W, 70-58	at Atlanta, Ga. (SEC)
2015:	W, 69-58	at Lexington
	W, 72-64	at Athens, Ga.
2016:	W, 82-48	at Lexington
	W, 93-80	at Nashville, Tenn. (SEC)
2017:	W, 90-81 ^{OT}	at Lexington
	W, 82-77	at Athens, Ga.
	W, 71-60	at Nashville, Tenn. (SEC)
2018:	W, 66-61	at Lexington
	W, 62-49	at St. Louis (SEC)
2019:	W, 69-49	at Athens, Ga.
2020:	W, 78-69	at Athens, Ga.
	W, 89-79	at Lexington
2021:	L, 63-62	at Athens, Ga.
	<i>at Lexington: UK leads, 62-5</i>	
	<i>at Athens, Ga.: UK leads, 44-18</i>	
	<i>at Neutral Sites: UK leads, 23-3</i>	
	<i>at Atlanta: UK leads, 9-3</i>	
	<i>at Baton Rouge, La.: UK leads, 1-0</i>	
	<i>at Columbus, Ga.: UK leads, 1-0</i>	
	<i>at Knoxville, Tenn.: UK leads, 1-0</i>	
	<i>at Louisville: UK leads, 5-1</i>	
	<i>at Memphis, Tenn.: UK leads, 1-0</i>	
	<i>at Nashville, Tenn.: UK leads, 3-0</i>	
	<i>at Owensboro, Ky.: UK leads, 1-0</i>	
	<i>at St. Louis: UK leads, 1-0</i>	

GEORGIA STATE (UK LEADS, 2-0)

<i>Season Score Site</i>		
2005:	W, 77-59	at Lexington
2006:	W, 73-46	at Atlanta
	<i>at Lexington: UK leads, 1-0</i>	
	<i>at Atlanta: UK leads, 1-0</i>	

GEORGIA TECH (UK LEADS, 57-16)

<i>Season Score Site</i>		
1924:	W, 33-27	at Lexington
1925:	W, 18-16	at Atlanta
1926:	W, 25-24	at Lexington
1927:	L, 48-16	at Atlanta
1928:	L, 35-31	at Lexington
1929:	L, 33-19	at Atlanta
1930:	W, 39-19	at Lexington
1931:	W, 38-34	at Lexington
	W, 35-16	at Atlanta
1933:	W, 45-22	at Lexington
1934:	W, 49-25	at Lexington
1935:	W, 57-30	at Lexington
1937:	W, 40-30	at Knoxville, Tenn. (SEC)
1940:	L, 44-39	at Atlanta
1941:	W, 47-37	at Atlanta
	W, 60-41	at Lexington
1942:	W, 63-53	at Atlanta
	W, 57-51	at Lexington
1943:	W, 38-36	at Atlanta
	W, 58-31	at Lexington
1945:	W, 64-58	at Atlanta
	W, 51-32	at Lexington
1946:	W, 68-43	at Atlanta
	W, 54-26	at Lexington
1947:	W, 70-47	at Atlanta
	W, 83-46	at Lexington
	W, 75-53	at Louisville (SEC)
1948:	W, 71-56	at Atlanta
	W, 78-54	at Lexington
	W, 54-43	at Louisville (SEC)

1949:	W, 56-45	at Atlanta
	W, 78-32	at Lexington
1950:	W, 61-47	at Atlanta
	W, 97-62	at Lexington
1951:	W, 82-61	at Atlanta
	W, 75-42	at Lexington
	W, 82-56	at Louisville (SEC)
1952:	W, 96-51	at Atlanta
	W, 93-42	at Lexington
	W, 80-59	at Louisville (SEC)
1954:	W, 105-53	at Lexington
	W, 99-48	at Louisville
1955:	L, 59-58	at Lexington
	L, 65-59	at Atlanta
1956:	W, 104-51	at Lexington
	W, 84-62	at Atlanta
1957:	W, 95-75	at Lexington
	W, 76-65	at Atlanta
1958:	W, 76-60	at Lexington
	L, 71-52	at Atlanta
1959:	W, 72-62	at Lexington
	W, 94-70	at Atlanta
1960:	L, 62-54	at Lexington
	L, 65-44	at Atlanta
1961:	W, 89-79	at Lexington
	L, 62-60	at Atlanta
1962:	W, 89-70	at Lexington
	W, 71-62	at Atlanta
1963:	L, 86-85 ^{2OT}	at Lexington
	L, 66-62	at Atlanta
1964:	L, 76-67	at Atlanta
	W, 79-62	at Lexington
1976:	W, 66-64	at Lexington (UKT)
1992:	L, 81-80	at Atlanta (Omni)
1993:	W, 96-87	at Lexington
1996:	W, 83-60	at Lexington
1997:	W, 88-59	at Atlanta (Georgia Dome)
1998:	W, 85-71	at Lexington
1999:	W, 80-39	at Atlanta (Georgia Dome)
2000:	W, 80-71	at Louisville
2001:	L, 86-84	at Atlanta (Georgia Dome)
2020:	W, 67-53	at Lexington
2021:	L, 79-62	at Atlanta (State Farm Arena)

at Lexington: UK leads, 31-4
at Atlanta (campus): UK leads, 17-9
at Neutral Sites: UK leads, 9-3
at Atlanta: GT leads, 3-2
at Knoxville, Tenn.: UK leads, 1-0
at Louisville: UK leads, 6-0

GONZAGA (UK LEADS, 1-0)

<i>Season Score Site</i>		
2003:	W, 80-72	at Maui, Hawaii
	<i>at Neutral Sites: UK leads, 1-0</i>	
	<i>at Maui, Hawaii: UK leads, 1-0</i>	

GRAND CANYON (UK LEADS, 1-0)

<i>Season Score Site</i>		
2015:	W, 85-45	at Lexington
	<i>at Lexington: UK leads, 1-0</i>	

GREAT LAKES (GL LEADS, 2-0)

<i>Season Score Site</i>		
1942:	L, 58-47	at Louisville
1943:	L, 53-39	at Louisville
	<i>at Neutral Sites: GL leads, 2-0</i>	
	<i>at Louisville: GL leads, 2-0</i>	

HAMPTON (UK LEADS, 1-0)

<i>Season Score Site</i>		
2015:	W, 79-56	at Louisville (NCAA)

at Neutral Sites: UK leads, 1-0
at Louisville: UK leads, 1-0

HARDIN-SIMMONS (UK LEADS, 1-0)

<i>Season Score Site</i>		
1966:	W, 83-55	at Lexington
	<i>at Lexington: UK leads, 1-0</i>	

HARTFORD (UK LEADS, 1-0)

<i>Season Score Site</i>		
2010:	W, 104-61	at Lexington
	<i>at Lexington: UK leads, 1-0</i>	

HARVARD (UK LEADS, 1-0)

<i>Season Score Site</i>		
2018:	W, 79-70	at Lexington
	<i>at Lexington: UK leads, 1-0</i>	

HAWAII (UK LEADS, 2-0)

<i>Season Score Site</i>		
1986:	W, 98-65	at Honolulu
1988:	W, 86-59	at Lexington
	<i>at Lexington: UK leads, 1-0</i>	
	<i>at Honolulu: UK leads, 1-0</i>	

HIGH POINT (UK LEADS, 3-0)

<i>Season Score Site</i>		
2001:	W, 102-49	at Lexington
2003:	W, 84-64	at Lexington
2006:	W, 75-55	at Lexington
	<i>at Lexington: UK leads, 3-0</i>	

HOFSTRA (UK LEADS, 1-0)

<i>Season Score Site</i>		
2017:	W, 96-73	at Brooklyn, N.Y.
	<i>at Neutral Sites: UK leads, 1-0</i>	
	<i>at Brooklyn, N.Y.: UK leads, 1-0</i>	

HOLY CROSS (UK LEADS, 3-0)

<i>Season Score Site</i>		
1948:	W, 60-52	at New York (NCAA)
1949:	W, 51-48	at Boston
2001:	W, 72-68	at Uniondale, N.Y. (NCAA)
	<i>at Boston: UK leads, 1-0</i>	
	<i>at Neutral Sites: UK leads, 2-0</i>	
	<i>at New York: UK leads, 1-0</i>	
	<i>at Uniondale, N.Y.: UK leads, 1-0</i>	

HOUSTON (UK LEADS, 4-1)

<i>Season Score Site</i>		
1957:	W, 111-76	at New Orleans (Sugar)
1984:	W, 75-67	at Lexington
2007:	W, 77-70	at Lexington
2008:	L, 83-69	at Houston
2019:	W, 62-58	at Kansas City, Mo.
	<i>at Lexington: UK leads, 2-0</i>	
	<i>at Houston: UH leads, 1-0</i>	
	<i>at Neutral Sites: UK leads, 2-0</i>	
	<i>at Kansas City, Mo.: UK leads, 1-0</i>	
	<i>at New Orleans: UK leads, 1-0</i>	

IDAHO (UK LEADS, 2-0)

<i>Season Score Site</i>		
1947:	W, 65-35	at Lexington
1956:	W, 91-35	at Lexington
	<i>at Lexington: UK leads, 2-0</i>	

ILLINOIS (UK LEADS, 11-4)

<i>Season Score Site</i>		
1925:	L, 36-26	at Champaign, Ill.
1942:	W, 46-44	at New Orleans (NCAA)
1944:	L, 43-41	at Champaign, Ill.



	W, 51-40	at Lexington
1949:	W, 76-47	at New York (NCAA)
1951:	W, 76-74	at New York (NCAA)
1957:	W, 91-70	at Lexington (UKIT)
1959:	W, 76-75	at Louisville
1961:	W, 83-78	at Lexington (UKIT)
1965:	L, 91-86	at Lexington (UKIT)
1966:	W, 86-68	at Champaign, Ill.
1967:	L, 98-97 ^{OT}	at Lexington
1983:	W, 76-57	at Lexington
1984:	W, 56-54	at Champaign, Ill.
	W, 54-51	at Lexington (NCAA)
	<i>at Lexington: UK leads, 5-2</i>	
	<i>at Champaign, Ill.: Tied, 2-2</i>	
	<i>at Neutral Sites: UK leads, 4-0</i>	
	<i>at Louisville: UK leads, 1-0</i>	
	<i>at New Orleans: UK leads, 1-0</i>	
	<i>at New York: UK leads, 2-0</i>	

ILLINOIS STATE (UK LEADS, 1-0)

Season	Score	Site
2016:	W, 75-63	at Lexington
	<i>at Lexington: UK leads, 1-0</i>	

INDIANA (UK LEADS, 32-25)

Season	Score	Site
1925:	L, 20-18	at Lexington
1926:	L, 34-23	at Bloomington, Ind.
1927:	L, 38-19	at Lexington
1928:	L, 48-29	at Bloomington, Ind.
1941:	L, 48-45	at New Orleans (Sugar)
1943:	L, 58-52	at Louisville
1944:	W, 66-41	at Louisville
1945:	W, 61-43	at Louisville
1966:	W, 91-56	at Lexington (UKIT)
1970:	W, 109-92	at Lexington
1971:	W, 95-93 ^{OT}	at Bloomington, Ind.
1972:	L, 90-89 ^{2OT}	at Louisville
1973:	L, 64-58	at Bloomington, Ind.
	L, 72-65	at Nashville (NCAA)
1974:	L, 77-68	at Louisville
1975:	L, 98-74	at Bloomington, Ind.
	W, 92-90	at Dayton, Ohio (NCAA)
1976:	L, 77-68 ^{OT}	at Louisville
1977:	W, 66-51	at Bloomington, Ind.
1978:	W, 78-64	at Lexington
1979:	L, 68-67 ^{OT}	at Bloomington, Ind.
1980:	W, 69-58	at Lexington
1981:	W, 68-66	at Bloomington, Ind.
1982:	W, 85-69	at Lexington
1983:	L, 62-59	at Bloomington, Ind.
	W, 64-59	at Knoxville, Tenn. (NCAA)
1984:	W, 59-54	at Lexington
1985:	L, 81-68	at Bloomington, Ind.
1986:	W, 63-58	at Lexington
1987:	L, 71-66	at Bloomington, Ind.
1988:	W, 82-76 ^{OT}	at Indianapolis
1989:	L, 75-52	at Lexington
1990:	L, 71-69	at Indianapolis
1991:	L, 87-84	at Indianapolis
1992:	W, 76-74	at Indianapolis
1993:	W, 81-79	at Louisville
1994:	L, 96-84	at Indianapolis
1995:	W, 73-70	at Louisville
1996:	W, 89-82	at Indianapolis
1997:	W, 99-65	at Louisville
1998:	W, 75-72	at Indianapolis
1999:	W, 70-61 ^{OT}	at Louisville
2000:	L, 83-75	at Indianapolis
2001:	W, 88-74	at Louisville
2002:	W, 66-55	at Indianapolis
2003:	W, 70-64	at Louisville
2004:	W, 80-41	at Indianapolis

2005:	W, 73-58	at Louisville
2006:	L, 79-53	at Indianapolis
2007:	W, 59-54	at Lexington
2008:	W, 51-51	at Bloomington, Ind.
2009:	W, 72-54	at Lexington
2010:	W, 90-73	at Bloomington, Ind.
2011:	W, 81-62	at Lexington
2012:	L, 73-72	at Bloomington, Ind.
	W, 102-90	at Atlanta, Ga. (NCAA)
2016:	L, 73-67	at Des Moines, Iowa (NCAA)
	<i>at Lexington: UK leads, 10-3</i>	
	<i>at Bloomington, Ind.: IU leads, 11-4</i>	
	<i>at Neutral Sites: UK leads, 18-11</i>	
	<i>at Atlanta, Ga.: UK leads, 1-0</i>	
	<i>at Dayton, Ohio: UK leads, 1-0</i>	
	<i>at Des Moines, Iowa: IU leads, 1-0</i>	
	<i>at Indianapolis: UK leads, 6-4</i>	
	<i>at Knoxville, Tenn.: UK leads, 1-0</i>	
	<i>at Louisville: UK leads, 9-4</i>	
	<i>at Nashville, Tenn.: IU leads, 1-0</i>	
	<i>at New Orleans: UK leads, 1-0</i>	

INDIANA CENTRAL (UK LEADS, 4-0)

Season	Score	Site
1947:	W, 78-36	at Lexington
1948:	W, 80-41	at Lexington
1949:	W, 74-38	at Lexington
1950:	W, 94-61	at Lexington
	<i>at Lexington: UK leads, 4-0</i>	

IOWA (UK LEADS, 6-0)

Season	Score	Site
1978:	W, 104-65	at Lexington
1980:	W, 57-50	at Anchorage, Alaska
1987:	W, 75-59	at Lexington (UKIT)
1989:	W, 56-54	at Anchorage, Alaska
1996:	W, 106-79	at New York
2006:	W, 73-67	at Louisville
	<i>at Lexington: UK leads, 2-0</i>	
	<i>at Neutral Sites: UK leads, 4-0</i>	
	<i>at Anchorage, Alaska: UK leads, 2-0</i>	
	<i>at Louisville: UK leads, 1-0</i>	
	<i>at New York: UK leads, 1-0</i>	

IOWA STATE (UK LEADS, 5-3)

Season	Score	Site
1956:	L, 89-77	at Iowa City, Iowa (NCAA)
1963:	W, 94-69	at Lexington (UKIT)
1965:	W, 85-77	at Lexington
1973:	L, 79-66	at Lexington
1974:	W, 88-80	at Iowa City, Iowa (NCAA)
1997:	W, 75-69	at Salt Lake City (NCAA)
2001:	W, 92-79	at Uniondale, N.Y. (NCAA)
2006:	L, 67-63	at Kansas City, Mo.
	<i>at Lexington: UK leads, 2-1</i>	
	<i>at Iowa City, Iowa: Tied, 1-1</i>	
	<i>at Neutral Sites: UK leads, 2-1</i>	
	<i>at Kansas City, Mo.: UI leads, 1-0</i>	
	<i>at Salt Lake City: UK leads, 1-0</i>	
	<i>at Uniondale, N.Y.: UK leads, 1-0</i>	

IOWA STATE (UK LEADS, 3-0)

Season	Score	Site
1965:	W, 100-74	at Lexington (NCAA)
1992:	W, 106-98	at Worcester, Mass. (NCAA)
2012:	W, 87-71	at Louisville, Ky. (NCAA)
	<i>at Lexington: UK leads, 1-0</i>	
	<i>at Neutral Sites: UK leads, 1-0</i>	
	<i>at Louisville, Ky.: UK leads, 1-0</i>	
	<i>at Worcester, Mass.: UK leads, 1-0</i>	

IUPUI (UK LEADS, 1-0)

Season	Score	Site
2003:	W, 95-64	at Nashville, Tenn. (NCAA)
	<i>at Neutral Sites: UK leads, 1-0</i>	
	<i>at Nashville, Tenn.: UK leads, 1-0</i>	

JACKSONVILLE (TIED, 1-1)

Season	Score	Site
1970:	L, 100-106	at Columbus, Ohio (NCAA)
1982:	W, 107-91	at Lexington (UKIT)
	<i>at Lexington: UK leads, 1-0</i>	
	<i>at Neutral Sites: JU leads, 1-0</i>	
	<i>at Columbus, Ohio: JU leads, 1-0</i>	

JACKSONVILLE STATE (UK LEADS, 1-0)

Season	Score	Site
2001:	W, 91-48	at Cincinnati, Ohio
	<i>at Neutral Sites: UK leads, 1-0</i>	
	<i>at Cincinnati, Ohio: UK leads, 1-0</i>	

KANSAS (UK LEADS, 23-10)

Season	Score	Site
1951:	W, 68-39	at Lexington
1960:	W, 77-72 ^{OT}	at Lawrence, Kan.
1970:	W, 115-85	at Lexington
1972:	W, 79-69	at Lawrence, Kan.
1973:	W, 77-71	at Lexington
1974:	L, 71-63	at Lawrence, Kan.
1975:	W, 100-63	at Louisville
1976:	W, 54-48	at Lawrence, Kan.
1977:	W, 90-63	at Lexington
1978:	W, 73-66	at Lawrence, Kan.
1979:	W, 67-66 ^{OT}	at Lexington
1980:	W, 57-56	at Lawrence, Kan.
1981:	W, 87-73	at Lexington
1982:	W, 77-74 ^{OT}	at Lawrence, Kan.
1983:	W, 82-62	at Louisville
1985:	W, 72-50	at Lawrence, Kan.
1986:	W, 92-89	at Louisville
1987:	L, 83-66	at Lawrence, Kan.
1990:	L, 150-95	at Lawrence, Kan.
1991:	W, 88-71	at Lexington
1999:	W, 63-45	at Chicago
	<i>W, *92-88 at New Orleans (NCAA)</i>	
2005:	L, 65-59	at Lexington
2006:	L, 73-46	at Lawrence, Kan.
2007:	L, 88-76	at Chicago (NCAA)
2012:	W, 75-65	at New York
	W, 67-59	at New Orleans (NCAA)
2015:	W, 72-40	at Indianapolis
2016:	L, 90-84 ^{OT}	at Lawrence, Kan.
2017:	L, 79-73	at Lexington
2018:	L, 65-61	at Chicago
2019:	W, 71-63	at Lexington
2021:	L, 65-62	at Indianapolis
	<i>at Lexington: UK leads, 8-2</i>	
	<i>at Lawrence, Kan.: UK leads, 7-5</i>	
	<i>at Neutral Sites: UK leads, 8-3</i>	
	<i>at Chicago: KU leads, 2-1</i>	
	<i>at Indianapolis: Tied, 1-1</i>	
	<i>at Louisville: UK leads, 3-0</i>	
	<i>at New Orleans: UK leads, 2-0</i>	
	<i>at New York: UK leads, 1-0</i>	

KANSAS STATE (UK LEADS, 9-1)

Season	Score	Site
1940:	W, 53-26	at Lexington
1941:	W, 28-25	at Manhattan, Kan.
1951:	W, 68-58	at Minneapolis (NCAA)
1962:	W, 80-67	at Lexington (UKIT)
1967:	W, 83-79	at Lexington (UKIT)



1972: W, 71-64 at Manhattan, Kan.
 1976: W, 81-78 at New York (NIT)
 2009: W, 74-72 at Las Vegas
 2014: W, 56-49 at St. Louis (NCAA)
 2018: L, 61-58 at Atlanta (NCAA)
 at Lexington: UK leads, 3-0
 at Manhattan, Kan.: UK leads, 2-0
 at Neutral Sites: UK leads, 4-1
 at Atlanta: KSU leads, 1-0
 at Las Vegas: UK leads, 1-0
 at Minneapolis: UK leads, 1-0
 at New York: UK leads, 1-0
 at St. Louis: UK leads, 1-0

KENT STATE (UK LEADS, 1-0)

Season	Score	Site
2002:	W, 82-68	at Cincinnati, Ohio
at Neutral Sites: UK leads, 1-0		
at Cincinnati, Ohio: UK leads, 1-0		

KENTUCKY STATE (UK LEADS, 1-0)

Season	Score	Site
2002:	W, 118-63	at Lexington
at Lexington: UK leads, 1-0		

KENTUCKY WESLEYAN (UK LEADS, 8-2-1)

Season	Score	Site
1910:	W, 14-12	at Winchester, Ky.
1911:	L, 25-19	at Winchester, Ky.
1918:	W, 23-13	at Lexington
Tie, 21-21 at Winchester, Ky.		
1919:	W, 46-5	at Lexington
	W, 18-13	at Lexington
1920:	W, 43-13	at Lexington
1921:	W, 38-13	at Lexington
1927:	L, 31-24	at Winchester, Ky.
1930:	W, 32-20	at Lexington
1939:	W, 57-18	at Lexington
at Lexington: UK leads, 7-0		
at Winchester, Ky.: KW leads, 2-1-1		

LAFAYETTE (UK LEADS, 1-0)

Season	Score	Site
2013:	W, 101-49	at Lexington
at Lexington: UK leads, 1-0		

LAMAR (UK LEADS, 4-0)

Season	Score	Site
1987:	W, 71-56	at Lexington
2009:	W, 103-61	at Lexington
2012:	W, 86-64	at Lexington
2020:	W, 81-56	at Lexington
at Lexington: UK leads, 4-0		

LASALLE (UK LEADS, 3-0)

Season	Score	Site
1954:	W, 73-60	at Lexington (UKIT)
1955:	W, 63-54	at Lexington (UKIT)
1979:	W, 109-77	at Lexington
at Lexington: UK leads, 3-0		

LEXINGTON HIGH (TIED, 1-1)

Season	Score	Site
1909:	W, 28-9	at Lexington
1911:	L, 36-29	at Lexington
at Lexington: Tied, 1-1		

LEXINGTON YMCA (YMCA LEADS, 5-2)

Season	Score	Site
1903:	W, 11-10	at Lexington
1907:	L, 25-17	at Lexington
	L, 41-22	at YMCA
1908:	L, 29-29	at YMCA
	L, 23-19	at Lexington
1912:	W, 32-20	at Lexington

1913: L, 27-25 at Lexington
 at Lexington: YMCA leads, 3-2
 at YMCA: YMCA leads, 2-0

LIBERTY (UK LEADS, 2-0)

Season	Score	Site
2006:	W, 81-51	at Lexington
2008:	W, 80-54	at Lexington
at Lexington: UK leads, 2-0		

LIPSCOMB (UK LEADS, 2-0)

Season	Score	Site
2006:	W, 67-49	at Lexington
2013:	W, 88-50	at Lexington
at Lexington: UK leads, 2-0		

LIU BROOKLYN (UK LEADS, 3-1)

Season	Score	Site
1939:	L, 52-34	at New York
1945:	W, 62-52OT	at New York
1947:	W, 63-62	at New York
2013:	W, 104-75	at Brooklyn
at New York: UK leads, 2-1		
at Brooklyn: UK leads 1-0		

LONG BEACH STATE (UK LEADS, 1-0)

Season	Score	Site
2009:	W, 86-73	at Lexington
at Lexington: UK leads, 1-0		

LONGWOOD (UK LEADS, 1-0)

Season	Score	Site
2009:	W, 91-57	at Lexington
at Lexington: UK leads, 1-0		

LOUISIANA (UL LEADS, 1-0)

Season	Score	Site
1990:	L, 116-113 ^{OT}	at Lexington (UKIT)
at Lexington: LL leads, 1-0		

LOUISVILLE (UK LEADS, 37-17)

Season	Score	Site
1913:	W, 34-10	at Lexington
1914:	W, 22-17	at Lexington
	W, 26-13	at Louisville
1915:	W, 18-14	at Lexington
	L, 26-15	at Louisville
1916:	L, 28-22	at Lexington
	W, 32-24	at Louisville
1922:	W, 38-14	at Louisville
	W, 29-22	at Lexington
1948:	W, 91-57	at New York (NCAA)
1951:	W, 79-68	at Raleigh, N.C. (NCAA)
1959:	L, 76-61	at Evanston, Ill. (NCAA)
1983:	L, 80-68 ^{OT}	at Knoxville, Tenn. (NCAA)
1984:	W, 65-44	at Lexington
	W, 72-67	at Lexington (NCAA)
1985:	L, 71-64	at Louisville
1986:	W, 69-64	at Lexington
1987:	W, 85-51	at Louisville
1988:	W, 76-75	at Lexington
1989:	L, 97-75	at Louisville
1990:	L, 86-79	at Lexington
1991:	W, 93-85	at Louisville
1992:	W, 103-89	at Lexington
1993:	W, 88-68	at Louisville
1994:	W, 78-70	at Lexington
1995:	L, 88-86	at Louisville
1996:	W, 89-66	at Lexington
1997:	W, 74-54	at Louisville
1998:	L, 79-76	at Lexington
1999:	L, 83-74	at Louisville

2000:	W, 76-46	at Lexington
2001:	W, 64-62	at Louisville
2002:	W, 82-62	at Lexington
2003:	L, 81-63	at Louisville
2004:	L, 65-56	at Lexington
2005:	W, 60-58	at Louisville
2006:	W, 73-61	at Lexington
2007:	W, 61-49	at Louisville
2008:	L, 89-75	at Lexington
2009:	L, 74-71	at Louisville
2010:	W, 71-62	at Lexington
2011:	W, 78-63	at Louisville
2012:	W, 69-62	at Lexington
	W, 69-61	at New Orleans (NCAA)

2013:	L, 80-77	at Louisville
2014:	W, 73-66	at Lexington
	W, 74-69	at Indianapolis (NCAA)
2015:	W, 58-50	at Louisville
2016:	W, 75-73	at Lexington
2017:	L, 73-70	at Louisville
2018:	W, 90-61	at Lexington
2019:	W, 71-58	at Louisville
2020:	W, 78-70 ^{OT}	at Lexington
2021:	L, 62-59	at Louisville
at Lexington: UK leads, 20-5		
at Louisville: UK leads, 13-10		
at Neutral Sites: UK leads, 4-2		
at Evanston, Ill.: UL leads, 1-0		
at Indianapolis, Ind.: UK leads, 1-0		
at Knoxville, Tenn.: UL leads, 1-0		
at New Orleans: UK leads, 1-0		
at New York: UK leads, 1-0		
at Raleigh, N.C.: UK leads, 1-0		

LOUISVILLE COLISEUM (TIED, 1-1)

Season	Score	Site
1908:	W, 29-28	at Lexington
	L, 30-18	at Louisville
at Lexington: UK leads, 1-0		
at Louisville: LC leads, 1-0		

LOUISVILLE YMCA (UK LEADS, 1-0)

Season	Score	Site
1914:	W, 30-21	at Lexington
at Lexington: UK leads, 1-0		

LOUISVILLE YMHA (UK LEADS, 1-0)

Season	Score	Site
1914:	W, 59-12	at Lexington
at Lexington: UK leads, 1-0		

LOYOLA, ILL. (UK LEADS, 4-3)

Season	Score	Site
1949:	L, 67-56	at New York (NIT)
1951:	W, 97-61	at Lexington
1957:	W, 81-62	at Lexington
	W, 115-65	at Chicago
1958:	W, 75-42	at Lexington
	L, 57-56	at Chicago
1964:	L, 100-91	at Minneapolis (NCAA)
at Lexington: UK leads, 3-0		
at Chicago: Tied, 1-1		
at Neutral Sites: LU leads, 2-0		
at Minneapolis: LU leads, 1-0		
at New York: LU leads, 1-0		

LOYOLA, LA. (UK LEADS, 1-0)

Season	Score	Site
1964:	W, 86-64	at New Orleans (Sugar)
at Neutral Sites: UK leads, 1-0		
at New Orleans: UK leads, 1-0		



LOYOLA, (MD.) (UK LEADS, 1-0)

Season	Score	Site
2012:	W, 87-63	at Lexington
<i>at Lexington: UK leads, 1-0</i>		

LSU (UK LEADS, 91-27)

Season	Score	Site
1933:	W, 51-38	at Atlanta (SEC)
1937:	W, 57-37	at Knoxville, Tenn. (SEC)
1939:	W, 53-34	at Knoxville, Tenn. (SEC)
1944:	W, 55-28	at Louisville (SEC)
1945:	W, 68-37	at Louisville (SEC)
1946:	W, 59-36	at Baton Rouge, La.
1948:	W, 63-47	at Louisville (SEC)
1951:	W, 81-59	at Baton Rouge, La.
1952:	W, 57-47	at Lexington
1954:	W, 44-43	at Louisville (SEC)
1954:	W, 63-56	at Nashville, Tenn. (SEC)
1955:	W, 74-58	at Lexington
1955:	W, 64-62	at Baton Rouge, La.
1956:	W, 62-52	at Baton Rouge, La.
1956:	W, 107-65	at Lexington
1957:	W, 51-46	at Baton Rouge, La.
1958:	W, 97-52	at Lexington
1959:	W, 76-61	at Baton Rouge, La.
1960:	W, 77-45	at Lexington
1961:	L, 73-59	at Baton Rouge, La.
1962:	W, 84-63	at Lexington
1963:	W, 63-56	at Baton Rouge, La.
1964:	W, 103-84	at Lexington
1965:	W, 79-66	at Baton Rouge, La.
1966:	W, 111-85	at Lexington
1967:	W, 102-72	at Lexington
1967:	W, 105-84	at Baton Rouge, La.
1968:	W, 121-95	at Baton Rouge, La.
1968:	W, 109-96	at Lexington
1969:	W, 108-96	at Baton Rouge, La.
1969:	W, 103-89	at Lexington
1970:	W, 109-96	at Lexington
1970:	W, 121-105	at Baton Rouge, La.
1971:	W, 82-79	at Baton Rouge, La.
1971:	W, 110-73	at Lexington
1972:	W, 89-71	at Lexington
1972:	L, 88-71	at Baton Rouge, La.
1973:	W, 86-71	at Baton Rouge, La.
1973:	W, 94-76	at Lexington
1974:	L, 95-84	at Baton Rouge, La.
1974:	W, 73-70	at Lexington
1975:	W, 115-80	at Lexington
1975:	W, 77-76	at Baton Rouge, La.
1976:	W, 85-71	at Lexington
1976:	W, 85-70	at Baton Rouge, La.
1977:	W, 87-72	at Lexington
1977:	W, 90-76	at Baton Rouge, La.
1978:	W, 96-76	at Lexington
1978:	L, 95-94 ^{OT}	at Baton Rouge, La.
1979:	L, 93-89	at Lexington
1979:	L, 70-61	at Baton Rouge, La.
1979:	W, 80-67	at Birmingham, Ala. (SEC)
1980:	L, 65-60	at Lexington
1980:	W, 76-74 ^{OT}	at Baton Rouge, La.
1980:	L, 80-78	at Birmingham, Ala. (SEC)
1981:	L, 81-67	at Baton Rouge, La.
1981:	W, 73-71	at Lexington
1982:	W, 76-65	at Lexington
1982:	L, 94-78	at Baton Rouge, La.
1983:	W, 52-50	at Lexington
1983:	L, 74-60	at Baton Rouge, La.
1984:	W, 96-80	at Baton Rouge, La.
1984:	W, 90-68	at Lexington

1985:	W, 53-43	at Lexington
1985:	L, 67-61	at Baton Rouge, La.
1986:	W, 54-52	at Baton Rouge, La.
1986:	W, 68-57	at Lexington
1986:	W, 61-58	at Lexington (SEC)
1986:	L, 59-57	at Atlanta (NCAA)
1987:	L, 76-41	at Lexington
1987:	L, 65-52	at Baton Rouge, La.
1988:	W, 76-61	at Baton Rouge, La.
1988:	W, 95-69	at Lexington
1988:	W, 86-80	at Baton Rouge, La. (SEC)
1989:	L, 64-62	at Lexington
1989:	L, 99-80	at Baton Rouge, La.
1990:	L, 94-81	at Baton Rouge, La.
1990:	W, 100-95	at Lexington
1991:	W, 93-80	at Lexington
1991:	L, 107-88	at Baton Rouge, La.
1992:	L, 74-53	at Baton Rouge, La.
1992:	W, 80-74	at Birmingham, Ala. (SEC)
1993:	W, 105-67	at Lexington
1993:	W, 82-65	at Lexington (SEC)
1994:	W, 99-95	at Baton Rouge, La.
1995:	W, 127-80	at Lexington
1996:	W, 129-97	at Baton Rouge, La.
1997:	W, 84-48	at Lexington
1998:	W, 63-61	at Baton Rouge, La.
1999:	W, 86-62	at Lexington
2000:	L, 70-57	at Baton Rouge, La.
2001:	W, 84-61	at Lexington
2002:	W, 68-56	at Baton Rouge, La.
2003:	W, 68-57	at Lexington
2004:	W, 70-64	at Baton Rouge, La.
2005:	W, 89-58	at Lexington
2005:	W, 79-78 ^{OT}	at Atlanta (SEC)
2006:	L, 71-67	at Baton Rouge, La.
2007:	W, 70-63	at Lexington
2008:	W, 67-63	at Baton Rouge, La.
2009:	L, 73-70	at Lexington
2009:	L, 67-58	at Tampa, Fla. (SEC)
2010:	W, 81-55	at Baton Rouge, La.
2011:	W, 82-44	at Lexington
2012:	W, 74-50	at Baton Rouge, La.
2012:	W, 60-51	at New Orleans (SEC)
2013:	W, 75-70	at Lexington
2014:	L, 87-82	at Baton Rouge, La.
2014:	W, 77-76 ^{OT}	at Lexington
2014:	W, 85-67	at Atlanta (SEC)
2015:	W, 71-69	at Baton Rouge, La.
2016:	L, 85-67	at Baton Rouge, La.
2016:	W, 94-77	at Lexington
2017:	W, 92-85	at Lexington
2018:	W, 74-71	at Baton Rouge, La.
2019:	L, 73-71	at Lexington
2020:	W, 79-76	at Baton Rouge, La.
2021:	W, 82-69	at Lexington: UK leads, 45-6
2021:	at Baton Rouge, La.: UK leads, 32-18	
2021:	at Neutral Sites: UK lead, 14-3	
2021:	at Atlanta: UK leads, 3-1	
2021:	at Birmingham, Ala.: UK leads, 2-1	
2021:	at Knoxville, Tenn.: UK leads, 2-0	
2021:	at Louisville: UK leads, 5-0	
2021:	at Nashville, Tenn.: UK leads, 1-0	
2021:	at New Orleans.: UK leads, 1-0	
2021:	at Tampa, Fla.: LSU leads 1-0	

MAINE (UK LEADS, 1-0)

Season	Score	Site
1981:	W, 100-54	at Lexington
<i>at Lexington: UK leads, 1-0</i>		

MARIETTA (TIED, 2-2)

Season	Score	Site
1913:	W, 42-16	at Lexington
1914:	W, 19-17	at Lexington
1916:	L, 27-22	at Lexington
1916:	L, 27-23	at Lexington
<i>at Lexington: Tied, 2-2</i>		

MARIST (UK LEADS, 1-0)

Season	Score	Site
2012:	W, 108-58	at Lexington
<i>at Lexington: UK leads, 1-0</i>		

MARQUETTE (TIED, 7-7)

Season	Score	Site
1938:	W, 35-33	at Lexington
1939:	W, 37-31	at Lexington
1940:	W, 51-45	at Milwaukee
1955:	L, 79-71	at Evanston, Ill. (NCAA)
1959:	W, 98-69	at Evanston, Ill. (NCAA)
1961:	L, 88-72	at Chicago
1968:	W, 107-89	at Lexington (NCAA)
1969:	L, 81-74	at Madison, Wis. (NCAA)
1971:	L, 91-74	at Athens, Ga. (NCAA)
1972:	W, 85-69	at Dayton, Ohio (NCAA)
1975:	W, 76-54	at Tuscaloosa, Ala. (NCAA)
1994:	L, 75-63	at St. Petersburg, Fla. (NCAA)
2003:	L, 83-69	at Minneapolis (NCAA)
2008:	L, 74-66	at Anaheim, Calif. (NCAA)
<i>at Lexington: UK leads, 3-0</i>		
<i>at Milwaukee: UK leads, 1-0</i>		
<i>at Neutral Sites: MU leads, 7-3</i>		
<i>at Anaheim, Calif.: MU leads, 1-0</i>		
<i>at Athens, Ga.: MU leads, 1-0</i>		
<i>at Chicago: MU leads, 1-0</i>		
<i>at Dayton, Ohio: UK leads, 1-0</i>		
<i>at Evanston, Ill.: Tied, 1-1</i>		
<i>at Madison, Wis.: MU leads, 1-0</i>		
<i>at Minneapolis: MU leads, 1-0</i>		
<i>at St. Petersburg, Fla.: MU leads, 1-0</i>		
<i>at Tuscaloosa, Ala.: UK leads, 1-0</i>		

MARSHALL (UK LEADS, 12-0)

Season	Score	Site
1914:	W, 46-6	at Huntington, W.Va.
1922:	W, 34-12	at Lexington
1931:	W, 42-26	at Lexington
1932:	W, 46-16	at Lexington
1933:	W, 57-23	at Ashland, Ky.
1934:	W, 48-26	at Lexington
1939:	W, 91-78	at Lexington (UKIT)
1995:	W, 116-75	at Lexington
1996:	W, 118-99	at Louisville
2002:	W, 90-73	at Lexington
2004:	W, 89-76	at Cincinnati
2013:	W, 82-54	at Lexington
<i>at Lexington: UK leads, 8-0</i>		
<i>at Huntington, W.Va.: UK leads, 1-0</i>		
<i>at Neutral Sites: MU leads, 3-0</i>		
<i>at Ashland, Ky.: UK leads, 1-0</i>		
<i>at Cincinnati: UK leads, 1-0</i>		
<i>at Louisville: UK leads, 1-0</i>		

MARYLAND (UK LEADS, 8-5)

Season	Score	Site
1928:	L, 37-7	at College Park, Md.
1930:	W, 26-21	at Atlanta (So.Con.)
1931:	L, 29-27	at Atlanta (So.Con.)



1956:	W, 62-61	at College Park, Md.
1957:	W, 76-55	at Lexington
1958:	L, 71-62	at College Park, Md.
1959:	W, 58-56 ^{OT}	at Lexington
1996:	W, 96-84	at Springfield, Mass.
1999:	W, 103-91	at Lexington
2000:	W, 61-58	at New York
	L, 72-66	at College Park, Md.
2002:	L, 78-68	at Syracuse, N.Y. (NCAA)

2013:	W, 72-69	at Brooklyn, N.Y.
	<i>at Lexington: UK leads, 3-0</i>	
	<i>at College Park, Md.: UM leads, 3-1</i>	
	<i>at Neutral Sites: UK leads, 4-2</i>	
	<i>at Atlanta: Tied, 1-1</i>	
	<i>at Brooklyn: UK leads, 1-0</i>	
	<i>at New York: UK leads, 1-0</i>	
	<i>at Springfield, Mass.: UK leads, 1-0</i>	
	<i>at Syracuse, N.Y.: UM leads, 1-0</i>	

*As part of sanctions imposed upon the UK basketball program in 1989, the NCAA ordered Kentucky to erase from the record three NCAA Tournament games from the 1987-88 season. Kentucky's 99-84 win over Southern, a 90-81 win over Maryland and an 80-74 loss to Villanova have been deleted from the records.

MARYVILLE (UK LEADS, 5-0)

Season	Score	Site
1915:	W, 37-17	at Lexington
	W, 23-22	at Maryville, Tenn.
1916:	W, 36-25	at Lexington
1920:	W, 27-13	at Lexington
1941:	W, 53-14	at Lexington
	<i>at Lexington: UK leads, 4-0</i>	
	<i>at Maryville, Tenn.: UK leads, 1-0</i>	

MEMPHIS (UM LEADS, 1-0)

Season	Score	Site
2007:	L, 80-63	at Honolulu
	<i>at Neutral Sites: UM leads, 1-0</i>	
	<i>at Honolulu: UM leads, 1-0</i>	

MERCER (UK LEADS, 2-1)

Season	Score	Site
1921:	W, 49-25	at Atlanta (SIAA)
1922:	L, 35-22	at Atlanta (SIAA)
1999:	W, 82-51	at Lexington
	<i>at Lexington: UK leads, 1-0</i>	
	<i>at Neutral Sites: Tied, 1-1</i>	
	<i>at Atlanta: Tied, 1-1</i>	

MEXICO (UK LEADS, 3-0)

Season	Score	Site
1933:	W, 81-22	at Lexington
1937:	W, 58-30	at Lexington
1942:	W, 56-26	at Lexington
	<i>at Lexington: UK leads, 3-0</i>	

MEXICO YMCA (UK LEADS, 1-0)

Season	Score	Site
1924:	W, 25-14	at Lexington
	<i>at Lexington: UK leads, 1-0</i>	

MIAMI, FLA. (UK LEADS, 3-1)

Season	Score	Site
1957:	W, 114-75	at Lexington
1999:	W, 74-65	at Lexington
2000:	W, 60-57	at Miami
2009:	L, 73-67	at Lexington
	<i>at Lexington: UK leads, 2-1</i>	
	<i>at Miami, Fla.: UK leads, 1-0</i>	

MIAMI, OHIO (UK LEADS, 22-4)

Season	Score	Site
1906:	L, 15-10	at Lexington
	L, 29-19	at Oxford, Ohio
1912:	W, 31-14	at Lexington
1913:	W, 24-16	at Lexington
1919:	L, 38-14	at Lexington
1928:	L, 36-31	at Lexington
1929:	W, 43-42 ^{OT}	at Lexington
1930:	W, 35-20	at Lexington
1942:	W, 35-21	at Lexington
1947:	W, 62-49	at Lexington
1948:	W, 67-53	at Oxford, Ohio
1958:	W, 94-70	at Lexington (NCAA)
1961:	W, 70-58	at Lexington
1962:	W, 93-61	at Lexington
1969:	W, 86-77	at Oxford, Ohio
	W, 72-71	at Madison, Wis. (NCAA)
1970:	W, 80-58	at Lexington
1974:	W, 81-68	at Lexington
1975:	W, 80-73	at Oxford, Ohio
	W, 91-69	at Lexington
1978:	W, 91-69	at Dayton, Ohio (NCAA)
	<i>at Lexington (UKIT)</i>	
1988:	W, 85-71	at Lexington (UKIT)
1993:	W, 65-49	at Lexington
1999:	W, 58-43	at St. Louis (NCAA)
2007:	W, 57-46	at Lexington
2010:	W, 72-70	at Lexington
	<i>at Lexington: UK leads, 15-3</i>	
	<i>at Oxford, Ohio: UK leads, 3-1</i>	
	<i>at Neutral Sites: UK leads, 3-0</i>	
	<i>at Dayton, Ohio: UK leads, 1-0</i>	
	<i>at Madison, Wis: UK leads, 1-0</i>	
	<i>at St. Louis: UK leads, 1-0</i>	

MICHIGAN (UK LEADS, 5-2)

Season	Score	Site
1925:	L, 21-11	at Lexington
1966:	W, 84-77	at Iowa City, Iowa (NCAA)
1968:	W, 96-79	at Ann Arbor, Mich.
1969:	W, 112-104	at Lexington (UKIT)
1971:	W, 104-93	at Ann Arbor, Mich.
1993:	L, 81-78 ^{OT}	at New Orleans (NCAA)
2014:	W, 75-72	at Indianapolis (NCAA)
	<i>at Lexington: Tied, 1-1</i>	
	<i>at Ann Arbor, Mich.: UK leads, 2-0</i>	
	<i>at Neutral Sites: UK leads, 2-1</i>	
	<i>at Indianapolis, Ind: UK leads, 1-0</i>	
	<i>at Iowa City, Iowa: UK leads, 1-0</i>	
	<i>at New Orleans: UM leads, 1-0</i>	

MICHIGAN STATE (UK LEADS, 14-11)

Season	Score	Site
1936:	L, 32-26	at East Lansing, Mich.
	W, 27-19	at Lexington
1937:	W, 28-21	at Lexington
	L, 24-23	at East Lansing, Mich.
1938:	L, 43-38	at East Lansing, Mich.
	W, 44-27	at Lexington
1945:	W, 66-36	at Lexington
	L, 66-50	at East Lansing, Mich.
1946:	W, 55-44	at East Lansing, Mich.
	W, 59-51	at Lexington
1947:	W, 86-36	at Lexington
1948:	W, 47-45	at East Lansing, Mich.
1957:	L, 80-68	at Lexington (NCAA)
1972:	L, 91-85	at Lexington
1973:	W, 75-66	at East Lansing, Mich.
1978:	W, 52-49	at Dayton, Ohio (NCAA)
1999:	L, 73-66	at St. Louis (NCAA)

2000:	W, 60-58	at Lexington
2001:	L, 46-45	at East Lansing, Mich.
2003:	L, 71-67	at Lexington
2004:	W, 79-74	at Detroit
2005:	L, 94-88 ^{2OT}	at Austin, Texas (NCAA)
2014:	L, 78-74	at Chicago
2017:	W, 69-48	at New York
2020:	W, 69-62	at New York
	<i>at Lexington: UK leads, 7-3</i>	
	<i>at East Lansing, Mich.: MSU leads, 5-3</i>	
	<i>at Neutral Sites: UK leads, 4-3</i>	
	<i>at Austin, Texas: MSU leads, 1-0</i>	
	<i>at Chicago: MSU leads, 1-0</i>	
	<i>at Dayton, Ohio: UK leads, 1-0</i>	
	<i>at Detroit: UK leads, 1-0</i>	
	<i>at New York: UK leads, 2-0</i>	
	<i>at St. Louis: MSU leads, 1-0</i>	

MIDDLE TENNESSEE STATE (MTSU LEADS, 1-0)

Season	Score	Site
1982:	L, 50-44	at Nashville, Tenn. (NCAA)
	<i>at Neutral Sites: MT leads, 1-0</i>	
	<i>at Nashville, Tenn.: MT leads, 1-0</i>	

MINNESOTA (UK LEADS, 4-1)

Season	Score	Site
1952:	L, 61-57	at Minneapolis
1954:	W, 74-59	at Lexington
1956:	W, 72-65	at Lexington (UKIT)
1958:	W, 78-58	at Lexington (UKIT)
1997:	W, 78-69	at Indianapolis (NCAA)
	<i>at Lexington: UK leads, 3-0</i>	
	<i>at Minneapolis: UM leads, 0-1</i>	
	<i>at Neutral Sites: UK leads, 1-0</i>	
	<i>at Indianapolis: UK leads, 1-0</i>	

MISSISSIPPI STATE (UK LEADS, 99-21)

Season	Score	Site
1921:	W, 28-13	at Atlanta (SIAA)
1922:	W, 28-21	at Lexington
1924:	L, 17-16	at Lexington
1925:	W, 31-26	at Atlanta (So.Con.)
1926:	L, 31-26	at Atlanta (So.Con.)
1929:	W, 25-23 ^{OT}	at Starkville, Miss.
	W, 32-14	at Jackson, Miss.
1930:	W, 38-17	at Lexington
	W, 20-14	at Lexington
1933:	W, 46-27	at Atlanta (SEC)
1936:	W, 41-39	at Knoxville, Tenn. (SEC)
1939:	W, 39-28	at Lexington
1940:	W, 45-37	at Lexington
1943:	W, 52-43	at Louisville (SEC)
1950:	W, 87-55	at Owensboro, Ky. at Louisville (SEC)
	W, 56-46	at Lexington
1951:	W, 80-60	at Starkville, Miss.
	W, 92-70	at Louisville (SEC)
1952:	W, 110-66	at Lexington
1954:	W, 81-49	at Lexington
1955:	W, 61-56	at Starkville, Miss.
1956:	W, 86-65	at Lexington
1957:	L, 89-81	at Starkville, Miss.
1958:	W, 72-62	at Lexington
1959:	L, 66-58	at Starkville, Miss.
1960:	W, 90-59	at Lexington
1961:	W, 68-62	at Starkville, Miss.
1962:	L, 49-44	at Lexington
1963:	L, 56-52	at Starkville, Miss.
1964:	W, 65-59	at Lexington
1965:	W, 74-56	at Lexington
1966:	W, 73-69	at Starkville, Miss.
1967:	L, 77-72 ^{OT}	at Lexington
	W, 103-74	at Starkville, Miss.



1968:	W, 92-84	at Starkville, Miss.
	W, 107-81	at Lexington
1969:	W, 91-72	at Starkville, Miss.
	W, 91-69	at Lexington
1970:	W, 111-76	at Lexington
	W, 86-57	at Starkville, Miss.
1971:	W, 79-71	at Starkville, Miss.
	W, 102-83	at Lexington
1972:	W, 104-76	at Lexington
	W, 63-55	at Starkville, Miss.
1973:	W, 90-81	at Starkville, Miss.
	W, 100-87 ^{OT}	at Lexington
1974:	W, 82-70	at Starkville, Miss.
	W, 108-69	at Lexington
1975:	W, 112-79	at Lexington
	W, 118-80	at Starkville, Miss.
1976:	L, 77-73	at Starkville, Miss.
	W, 94-93 ^{OT}	at Lexington
1977:	W, 92-85	at Starkville, Miss.
	W, 77-64	at Lexington
1978:	W, 75-65	at Starkville, Miss.
	W, 58-56	at Lexington
1979:	L, 63-61	at Starkville, Miss.
	W, 80-65	at Lexington
1980:	W, 89-67	at Starkville, Miss.
	W, 71-65	at Lexington
1981:	W, 71-64	at Lexington
	W, 78-74	at Starkville, Miss.
1982:	L, 56-51	at Starkville, Miss.
	W, 71-54	at Lexington
1983:	W, 59-53 ^{OT}	at Starkville, Miss.
	W, 88-67	at Lexington
1984:	W, 51-42	at Lexington
	W, 77-58	at Starkville, Miss.
1985:	W, 58-57	at Lexington
	L, 82-69	at Starkville, Miss.
1986:	W, 64-52	at Starkville, Miss.
	W, 88-62	at Lexington
1987:	W, 57-49	at Starkville, Miss.
	W, 50-36	at Lexington
1988:	W, 93-52	at Lexington
	W, 83-59	at Starkville, Miss.
1989:	W, 73-61	at Lexington
	L, 68-67	at Starkville, Miss.
1990:	W, 102-97	at Lexington
	L, 87-86	at Starkville, Miss.
1991:	W, 89-70	at Lexington
	L, 83-82	at Starkville, Miss.
1992:	W, 89-84	at Starkville, Miss.
1993:	W, 87-63	at Lexington
1994:	W, 86-70	at Starkville, Miss.
	W, 95-76	at Memphis, Tenn. (SEC)
1995:	L, 76-71	at Lexington
1996:	W, 74-56	at Starkville, Miss.
	L, 84-73	at New Orleans (SEC)
1997:	W, 90-61	at Lexington
1998:	W, 77-71	at Starkville, Miss.
1999:	W, 76-49	at Lexington
2000:	W, 73-61	at Starkville, Miss.
2001:	W, 76-57	at Lexington
2002:	L, 74-69 ^{OT}	at Starkville, Miss.
2003:	W, 70-62	at Lexington
	W, 64-57	at New Orleans (SEC)
2004:	W, 67-66	at Starkville, Miss.
2005:	W, 94-78	at Lexington
2006:	W, 81-66	at Starkville, Miss.
2007:	W, 64-60	at Lexington
	L, 84-82 ^{OT}	at Atlanta (SEC)
2008:	L, 69-64	at Starkville, Miss.
2009:	L, 66-57	at Lexington
2010:	W, 81-75 ^{OT}	at Starkville, Miss.
	W, 75-74 ^{OT}	at Nashville, Tenn. (SEC)
2011:	W, 85-79	at Lexington

2012:	W, 73-64	at Starkville, Miss.
2013:	W, 85-55	at Lexington
2014:	W, 85-63	at Lexington
	W, 69-59	at Starkville, Miss.
2015:	W, 74-56	at Starkville, Miss.
2016:	W, 80-74	at Lexington
2017:	W, 88-81	at Starkville, Miss.
2018:	W, 78-65	at Lexington
2019:	W, 76-55	at Lexington
	W, 71-67	at Starkville, Miss.
2020:	W, 80-72	at Lexington
2021:	W, 78-73 ^{2OT}	at Starkville, Miss.
	L, 74-73	at Nashville, Tenn. (SEC)
	<i>at Lexington: UK leads, 50-5</i>	
	<i>at Starkville, Miss.: UK leads, 37-12</i>	
	<i>at Neutral Sites: UK leads, 12-4</i>	
	<i>at Atlanta: UK leads, 3-2</i>	
	<i>at Jackson, Miss.: UK leads, 1-0</i>	
	<i>at Knoxville, Tenn.: UK leads, 1-0</i>	
	<i>at Louisville: UK leads, 3-0</i>	
	<i>at Memphis, Tenn.: UK leads, 1-0</i>	
	<i>at Nashville, Tenn.: Tied, 1-1</i>	
	<i>at New Orleans: Tied, 1-1</i>	
	<i>at Owensboro, Ky.: UK leads, 1-0</i>	

MISSISSIPPI VALLEY STATE (UK LEADS, 3-0)

<i>Season</i>	<i>Score</i>	<i>Site</i>
2007:	W, 79-56	at Lexington
2009:	W, 88-65	at Lexington
2011:	W, 85-60	at Lexington
	<i>at Lexington: UK leads, 3-0</i>	

MISSOURI (UK LEADS, 13-2)

<i>Season</i>	<i>Score</i>	<i>Site</i>
1961:	W, 81-69	at Lexington
1972:	W, 83-72	at Lexington (UKIT)
1998:	W, 77-55	at Maui, Hawaii
2000:	W, 70-53	at New Orleans (Sugar)
2013:	W, 90-83 ^{OT}	at Lexington
2014:	W, 84-79	at Columbia, Mo.
2015:	W, 86-37	at Lexington
	W, 69-53	at Columbia, Mo.
2016:	W, 88-54	at Lexington
2017:	W, 72-62	at Columbia, Mo.
2018:	L, 69-60	at Columbia, Mo.
	W, 87-66	at Lexington
2019:	W, 66-58	at Columbia, Mo.
2020:	W, 71-59	at Lexington
2021:	L, 75-70	at Columbia, Mo.
	<i>at Lexington: UK leads, 7-0</i>	
	<i>at Columbia, Mo.: UK leads, 4-2</i>	
	<i>at Neutral Sites: UK leads, 2-0</i>	
	<i>at Maui, Hawaii: UK leads, 1-0</i>	
	<i>at New Orleans: UK leads, 1-0</i>	

MONMOUTH (UK LEADS, 2-0)

<i>Season</i>	<i>Score</i>	<i>Site</i>
2018:	W, 93-76	at New York
2019:	W, 90-44	at Lexington
	<i>at Lexington: UK leads, 1-0</i>	
	<i>at Neutral Sites: UK leads, 1-0</i>	
	<i>at New York: UK leads, 1-0</i>	

MONTANA (UK LEADS, 1-0)

<i>Season</i>	<i>Score</i>	<i>Site</i>
1997:	W, 81-69	at Salt Lake City (NCAA)
	<i>at Neutral Sites: UK leads, 1-0</i>	
	<i>at Salt Lake City: UK leads, 1-0</i>	

MONTANA STATE (UK LEADS, 1-0)

<i>Season</i>	<i>Score</i>	<i>Site</i>
2015:	W, 86-28	at Lexington

at Lexington: UK leads, 1-0

MOORES HILL (UK LEADS, 1-0)

<i>Season</i>	<i>Score</i>	<i>Site</i>
1906:	W, 32-11	at Moores Hill, Ind.
	<i>at Moores Hill, Ind.: UK leads, 1-0</i>	

MOREHEAD STATE (UK LEADS, 11-0)

<i>Season</i>	<i>Score</i>	<i>Site</i>
1961:	W, 71-64	at Louisville (NCAA)
1992:	W, 101-84	at Louisville
1993:	W, 108-65	at Lexington
1994:	W, 97-61	at Lexington
1996:	W, 96-32	at Lexington
1998:	W, 88-49	at Lexington
2002:	W, 94-75	at Lexington
2005:	W, 71-40	at Lexington
2010:	W, 75-59	at Lexington
2013:	W, 81-70	at Lexington
2021:	W, 81-45	at Lexington
	<i>at Lexington: UK leads, 9-0</i>	
	<i>at Neutral Sites: UK leads, 2-0</i>	
	<i>at Louisville: UK leads, 2-0</i>	

MOUNT ST. MARY'S (UK LEADS, 2-0)

<i>Season</i>	<i>Score</i>	<i>Site</i>
1995:	W, 113-67	at Memphis, Tenn. (NCAA)
2020:	W, 82-62	at Lexington
	<i>at Lexington: UK leads, 1-1</i>	
	<i>at Neutral Sites: UK leads, 1-0</i>	
	<i>at Memphis, Tenn.: UK leads, 1-0</i>	

NAVY (UK LEADS, 3-1)

<i>Season</i>	<i>Score</i>	<i>Site</i>
1929:	L, 32-26	at Annapolis, Md.
1959:	W, 82-69	at Lexington
1970:	W, 73-59	at Lexington (UKIT)
1987:	W, 80-69	at Lexington
	<i>at Lexington: UK leads, 3-0</i>	
	<i>at Annapolis, Md.: Navy leads, 1-0</i>	

NC STATE (UK LEADS, 3-1)

<i>Season</i>	<i>Score</i>	<i>Site</i>
1931:	W, 33-28	at Atlanta (So.Con.)
1947:	W, 60-42	at New York (NIT)
1985:	W, 78-62	at Lexington
1986:	L, 54-51	at Raleigh, N.C.
	<i>at Lexington: UK leads, 1-0</i>	
	<i>at Raleigh, N.C.: NCS leads, 1-0</i>	
	<i>at Neutral Sites: UK leads, 2-0</i>	
	<i>at Atlanta: UK leads, 1-0</i>	
	<i>at New York: UK leads, 1-0</i>	

NEBRASKA (UK LEADS, 2-1)

<i>Season</i>	<i>Score</i>	<i>Site</i>
1941:	L, 40-39	at Lincoln, Neb.
1942:	W, 42-27	at Lexington
1973:	W, 85-60	at Lexington (UKIT)
	<i>at Lexington: UK leads, 2-0</i>	
	<i>at Lincoln, Neb.: NU leads, 1-0</i>	

NEW ALBANY YMCA (Y. LEADS, 1-0)

<i>Season</i>	<i>Score</i>	<i>Site</i>
1906:	L, 29-12	at New Albany, Ind.
	<i>at New Albany, Ind.: YMCA leads, 1-0</i>	

NEW MEXICO STATE (UK LEADS, 1-0)

<i>Season</i>	<i>Score</i>	<i>Site</i>
1999:	W, 82-60	at New Orleans (NCAA)
	<i>at Neutral Sites: UK leads, 1-0</i>	
	<i>at New Orleans: UK leads, 1-0</i>	

**NEW YORK U. (NYU LEADS, 2-0)**

Season	Score	Site
1935:	L, 23-22	at New York
1936:	L, 41-28	at New York at New York: NYU leads, 2-0

NIAGARA (UK LEADS, 1-0)

Season	Score	Site
1976:	W, 67-61	at New York (NIT) at Neutral Sites: UK leads, 1-0 at New York: UK leads, 1-0

NIJT (UK LEADS, 1-0)

Season	Score	Site
2016:	W, 87-57	at Lexington at Lexington: UK leads, 1-0

NORTH CAROLINA (UNC LEADS, 25-16)

Season	Score	Site
1924:	L, 41-20	at Atlanta (SIAA)
1929:	L, 25-15	at Lexington
1932:	L, 43-42	at Atlanta (So.Con.)
1950:	W, 83-44	at Lexington
1960:	W, 76-70	at Lexington (UKIT)
1961:	W, 70-65	at Greensboro, N.C.
1963:	L, 68-66	at Lexington
1964:	W, 100-80	at Lexington
1965:	L, 82-67	at Charlotte, N.C.
1967:	L, 64-55	at Lexington
1968:	L, 84-77	at Greensboro, N.C.
1969:	L, 87-77	at Lexington
1970:	W, 94-87	at Charlotte, N.C.
1973:	L, 78-70	at Louisville
1974:	L, 101-84	at Greensboro, N.C.
1975:	W, 90-78	at Louisville
1976:	L, 90-77	at Charlotte, N.C.
1977:	L, 79-72	at College Park, Md. (NCAA)
1982:	L, 82-69	at E. Rutherford, N.J.
1990:	L, 121-110	at Louisville
1991:	L, 84-81	at Chapel Hill, N.C.
1995:	L, 74-61	at Birmingham, Ala. (NCAA)
2001:	W, 93-76	at Chapel Hill, N.C.
2002:	W, 79-59	at Lexington
2003:	W, 98-81	at Chapel Hill, N.C.
2004:	W, 61-56	at Lexington
2005:	L, 91-78	at Chapel Hill, N.C.
2006:	L, 83-79	at Lexington
2007:	L, 75-63	at Chapel Hill, N.C.
2008:	L, 86-77	at Lexington
2009:	L, 77-58	at Chapel Hill, N.C.
2010:	W, 68-66	at Lexington
2011:	L, 73-75	at Chapel Hill, N.C.
	W, 76-69	at Newark, N.J. (NCAA)
2012:	W, 73-72	at Lexington
2014:	L, 82-77	at Chapel Hill, N.C.
2015:	W, 84-70	at Lexington
2017:	W, 103-100	at Las Vegas
	L, 75-73	at Memphis, Tenn. (NCAA)
2019:	W, 80-72	at Chicago
2021:	L, 75-63	at Cleveland at Lexington: UK leads, 8-6 at Chapel Hill: UNC leads, 6-2 at Neutral Sites: UNC leads, 13-6 at Atlanta: UNC leads, 2-0 at Birmingham, Ala.: UNC leads, 1-0 at Cleveland: UNC leads, 1-0 at Charlotte, N.C.: UNC leads, 2-1 at Chicago: UK leads, 1-0 at College Park, Md.: UNC leads, 1-0 at East Rutherford, N.J.: UNC leads, 1-0 at Greensboro, N.C.: UNC leads, 2-1

at Las Vegas: UK leads, 1-0
at Louisville: UNC leads, 2-1
at Memphis, Tenn.: UNC leads, 1-0
at Newark, N.J.: UK leads, 1-0

NORTH DAKOTA (UK LEADS, 1-0)

Season	Score	Site
2019:	W, 96-58	at Lexington at Lexington: UK leads, 1-0

NORTHERN COLORADO (UK LEADS, 1-0)

Season	Score	Site
1960:	W, 106-73	at Lexington at Lexington: UK leads, 1-0

NORTHERN KENTUCKY (UK LEADS, 2-0)

Season	Score	Site
2014:	W, 93-63	at Lexington
2017:	W, 79-70	at Indianapolis (NCAA) at Lexington: UK leads, 1-0 at Neutral Sites: UK leads, 1-0 at Indianapolis: UK leads, 1-0

NORTHWESTERN (UK LEADS, 7-1)

Season	Score	Site
1963:	W, 71-60	at Lexington
1964:	W, 95-63	at Evanston, Ill.
1966:	W, 86-75	at Lexington
1967:	W, 118-116	at Evanston, Ill.
1971:	W, 115-100	at Evanston, Ill.
1972:	W, 94-85	at Lexington
1975:	W, 97-70	at Lexington
1976:	L, 89-77	at Evanston, Ill.
		at Lexington: UK leads, 4-0 at Evanston, Ill.: UK leads, 3-1

NORTHWESTERN STATE (TIED, 1-1)

Season	Score	Site
1986:	W, 77-58	at Lexington
1989:	L, 85-82	at Lexington at Lexington: Tied, 1-1

NOTRE DAME (UK LEADS, 43-20)

Season	Score	Site
1929:	W, 19-16	at South Bend, Ind.
1936:	L, 41-20	at South Bend, Ind.
1937:	L, 41-28	at Louisville
1938:	L, 47-39	at South Bend, Ind.
1939:	L, 42-39	at Louisville
1940:	L, 52-47	at South Bend, Ind.
1941:	L, 48-47	at Louisville
1942:	L, 46-43	at South Bend, Ind.
1943:	W, 60-55	at Louisville
1944:	W, 55-54	at Louisville
1945:	L, 59-58 ^{OT}	at Louisville
1946:	L, 56-47	at Louisville
1947:	W, 60-30	at Louisville
1948:	L, 64-55	at South Bend, Ind.
1949:	W, 62-38	at Louisville
1950:	L, 64-51	at South Bend, Ind.
1951:	W, 69-44	at Lexington
1952:	W, 71-66	at Chicago
1958:	W, 89-56	at Lexington (NCAA)
1959:	W, 71-52	at Chicago
1960:	W, 68-65	at Lexington
1961:	W, 68-62	at Louisville
1962:	W, 100-53	at Louisville
1963:	W, 78-70	at Louisville
1964:	W, 101-81	at Louisville
1965:	L, 111-97	at Louisville
1966:	W, 103-69	at Louisville
1967:	W, 96-85	at Louisville
1968:	W, 81-73	at Louisville
1969:	W, 110-90	at Louisville
1970:	W, 102-100	at Louisville

W, 109-99	at Columbus, Ohio (NCAA)	
1971:	L, 99-92	at Louisville
1972:	W, 83-67	at Louisville
1973:	W, 65-63	at Louisville
1974:	L, 94-79	at Louisville
1975:	W, 113-96	at Louisville
1976:	W, 79-77	at Louisville
1977:	W, 102-78	at Louisville
1978:	W, 73-68	at Louisville
1979:	W, 81-76	at Louisville
1980:	W, 86-80	at Louisville
1981:	L, 67-61	at Louisville
1982:	W, 34-28 ^{OT}	at Louisville
1983:	W, 58-45	at South Bend, Ind.
1988:	W, 78-69	at Louisville
1989:	L, 81-65	at Indianapolis
1990:	L, 80-67	at South Bend, Ind.
1991:	W, 98-90	at Indianapolis
1992:	W, 91-70	at Lexington
1993:	W, 81-62	at South Bend, Ind.
1994:	W, 84-59	at Lexington
1995:	W, 97-58	at South Bend, Ind.
1997:	W, 80-56	at Lexington
2001:	W, 82-71	at Lexington
2002:	W, 72-65	at South Bend, Ind.
2003:	W, 88-73	at Lexington
2004:	W, 71-63	at South Bend, Ind.
2009:	L, 77-67	at South Bend, Ind. (NIT)
2011:	W, 72-58	at Louisville
2013:	L, 64-50	at South Bend, Ind.
2015:	W, 68-66	at Cleveland (NCAA)
2021:	L, 64-63	at Lexington at Lexington: UK leads, 8-1 at South Bend, Ind.: ND leads, 9-6 at Neutral Sites: UK leads, 29-10 at Chicago: UK leads, 2-0 at Cleveland: UK leads, 1-0 at Columbus, Ohio: UK leads, 1-0 at Indianapolis: Tied, 1-1 at Louisville: UK leads, 24-9

OGLETHORPE (UK LEADS, 1-0)

Season	Score	Site
1935:	W, 81-12	at Lexington at Lexington: UK leads, 1-0

OHIO (UK LEADS, 14-1)

Season	Score	Site
1944:	W, 51-35	at Lexington
1945:	W, 59-46	at Lexington
	W, 61-38	at Athens, Ohio
1946:	W, 57-48	at Lexington
	W, 60-52	at Athens, Ohio
1947:	W, 46-36	at Lexington
1948:	W, 79-57	at Athens, Ohio
1964:	L, 85-69	at Minneapolis (NCAA)
1983:	W, 57-40	at Tampa, Fla. (NCAA)
1990:	W, 76-73	at Lexington
1992:	W, 73-63	at Cincinnati
1995:	W, 79-74	at Lexington
1998:	W, 95-58	at Athens, Ohio
2003:	W, 83-75	at Cincinnati
2006:	W, 71-63	at Cincinnati at Lexington: UK leads, 6-0 at Athens, Ohio: UK leads, 4-0 at Neutral Sites: UK leads, 4-1 at Cincinnati: UK leads, 3-0 at Minneapolis: OU leads, 1-0 at Tampa, Fla: UK leads, 1-0

OHIO STATE (UK LEADS, 11-10)

Season	Score	Site
1933:	L, 46-30	at Lexington



1940:	W, 36-30	at New Orleans (Sugar)
1942:	L, 43-41	at Columbus, Ohio
1943:	L, 45-40	at Lexington
1944:	W, 40-28	at Columbus, Ohio
1945:	W, 53-48 ^{OT}	at Lexington
	L, 45-37	at New York (NCAA)
1958:	W, 61-54	at Columbus, Ohio
1959:	W, 95-76	at Lexington (UKIT)
1960:	W, 96-93	at Lexington
1961:	L, 87-74	at Louisville (NCAA)
1962:	L, 74-64	at Iowa City, Iowa (NCAA)
1968:	L, 82-81	at Lexington (NCAA)
1981:	W, 70-64	at Lexington
1982:	W, 78-62	at Columbus, Ohio
1987:	L, 91-77	at Atlanta (NCAA)
1994:	W, 100-88	at Maui, Hawaii
1997:	W, 81-65	at Cleveland
2011:	W, 62-60	at Newark, N.J.
2016:	L, 74-67	at Brooklyn, N.Y.
2020:	L, 71-65	at Las Vegas

at Lexington: UK leads, 4-3
at Columbus, Ohio: UK leads, 3-1
at Neutral Sites: OSU leads, 6-4
at Atlanta: OSU leads, 1-0
at Brooklyn: OSU leads, 1-0
at Cleveland: UK leads, 1-0
at Iowa City, Iowa: OSU leads, 1-0
at Las Vegas: OSU leads, 1-0
at Louisville: OSU leads, 1-0
at Maui, Hawaii: UK leads, 1-0
at Newark, N.J.: UK leads, 1-0
at New Orleans: UK leads, 1-0
at New York: OSU leads, 1-0

OHIO WESLEYAN (OW LEADS, 1-0)

Season	Score	Site
1911:	L, 37-19	at Delaware, Ohio

at Delaware, Ohio: OW leads, 1-0

OKLAHOMA (UK LEADS, 3-0)

Season	Score	Site
1947:	W, 43-33	at Lexington
1987:	W, 75-74	at Lexington
2011:	W, 76-64	at Maui, Hawaii

at Lexington: UK leads, 2-0
at Neutral Sites: UK leads, 1-0
at Maui, Hawaii: UK leads, 1-0

OKLAHOMA STATE (UK LEADS, 3-1)

Season	Score	Site
1944:	W, 45-29	at New York (NIT)
1947:	L, 37-31	at New Orleans (Sugar)
1949:	W, 46-36	at Seattle (NCAA)
1975:	W, 90-65	at Lexington (UKIT)

at Lexington: UK leads, 1-0
at Neutral Sites: UK leads, 2-1
at New Orleans: OSU leads, 1-0
at New York: UK leads, 1-0
at Seattle: UK leads, 1-0

OLD DOMINION (UK LEADS, 2-0)

Season	Score	Site
1992:	W, 88-69	at Worcester, Mass. (NCAA)
2012:	W, 62-52	at Uncasville, Conn.

at Neutral Sites: UK leads, 1-0
at Uncasville, Conn.: UK leads, 1-0
at Worcester, Mass.: UK leads, 1-0

OLE MISS (UK LEADS, 108-14)

Season	Score	Site
1925:	W, 26-23	at Lexington

1927:	L, 37-17	at Lexington
1928:	L, 41-28	at Atlanta (So.Con.)
1929:	W, 35-30	at Lexington
	W, 32-24	at Lexington
1933:	W, 49-31	at Atlanta (SEC)
1939:	W, 49-30	at Knoxville, Tenn. (SEC)
1941:	W, 60-41	at Lexington
	W, 62-52	at Louisville (SEC)
1942:	W, 59-32	at Louisville (SEC)
1949:	W, 75-45	at Memphis, Tenn.
	W, 85-31	at Lexington
1950:	W, 61-55	at Memphis, Tenn.
	W, 90-50	at Lexington
1951:	W, 86-39	at Owensboro, Ky.
1952:	W, 116-58	at Owensboro, Ky.
	W, 81-61	at Lexington
1954:	W, 88-62	at Lexington
1955:	W, 84-66	at Memphis, Tenn.
1956:	W, 88-49	at Lexington
1957:	W, 75-69	at Memphis, Tenn.
1958:	W, 96-65	at Lexington
1959:	W, 97-72	at Jackson, Miss.
1960:	W, 61-43	at Lexington
1961:	W, 74-60	at Jackson, Miss.
1962:	W, 83-60	at Lexington
1963:	W, 75-69	at Jackson, Miss.
1964:	W, 102-59	at Lexington
1965:	W, 102-65	at Lexington
1966:	W, 108-65	at Oxford, Miss.
1967:	W, 96-53	at Lexington
	W, 79-70	at Oxford, Miss.
1968:	W, 85-76	at Oxford, Miss.
	W, 78-62	at Lexington
1969:	W, 69-59	at Oxford, Miss.
	W, 104-68	at Lexington
1970:	W, 95-73	at Lexington
	W, 120-85	at Oxford, Miss.
1971:	W, 103-95	at Oxford, Miss.
	W, 121-86	at Lexington
1972:	W, 93-82	at Lexington
	W, 90-82	at Oxford, Miss.
1973:	L, 61-58	at Oxford, Miss.
	W, 88-70	at Lexington
1974:	W, 93-64	at Lexington
	L, 61-60	at Oxford, Miss.
1975:	W, 85-82	at Oxford, Miss.
	W, 108-89	at Lexington
1976:	W, 89-81	at Lexington
	W, 94-87	at Oxford, Miss.
1977:	W, 100-73	at Lexington
	W, 81-69	at Oxford, Miss.
1978:	W, 76-56	at Lexington
	W, 64-52	at Oxford, Miss.
1979:	W, 90-64	at Lexington
	W, 87-82	at Oxford, Miss.
	W, 82-77	at Birmingham, Ala. (SEC)
1980:	W, 79-73	at Oxford, Miss.
	W, 86-72	at Lexington
	W, 70-67	at Birmingham, Ala. (SEC)
1981:	W, 64-55	at Lexington
	W, 62-55	at Oxford, Miss.
1982:	L, 67-65	at Oxford, Miss.
	W, 56-49	at Lexington
	W, 62-58	at Lexington (SEC)
1983:	W, 72-60	at Lexington
	W, 61-58	at Oxford, Miss.
1984:	W, 68-55	at Oxford, Miss.
	W, 76-57	at Lexington
1985:	W, 57-45	at Oxford, Miss.
	W, 67-52	at Lexington
1986:	W, 75-58	at Lexington
	W, 62-58	at Oxford, Miss.

	W, 95-69	at Lexington (SEC)
1987:	L, 76-65	at Oxford, Miss.
	W, 64-63	at Lexington
1988:	W, 94-65	at Lexington
	W, 78-71	at Oxford, Miss.
	W, 82-64	at Baton Rouge (SEC)
1989:	L, 70-65	at Oxford, Miss.
	W, 70-69	at Lexington
1990:	W, 98-79	at Lexington
	L, 88-74	at Oxford, Miss.
1991:	W, 95-85	at Oxford, Miss.
	W, 89-77	at Lexington
1992:	W, 96-78	at Lexington
1993:	W, 98-66	at Oxford, Miss.
1994:	W, 98-64	at Louisville
1995:	W, 82-65	at Memphis, Tenn.
1996:	W, 90-60	at Lexington
1997:	L, 73-69	at Oxford, Miss.
	W, 88-70	at Memphis, Tenn. (SEC)
1998:	L, 73-64	at Lexington
1999:	W, 63-57	at Oxford, Miss.
	W, 83-73	at Atlanta (SEC)
2000:	W, 74-69	at Lexington
2001:	L, 65-55	at Oxford, Miss.
	W, 77-55	at Nashville, Tenn. (SEC)
2002:	W, 87-64	at Lexington
2003:	W, 80-62	at Oxford, Miss.
2004:	W, 71-61	at Lexington
2005:	W, 53-50	at Oxford, Miss.
2006:	W, 80-40	at Lexington
	W, 71-57	at Nashville, Tenn. (SEC)
2007:	W, 68-58	at Oxford, Miss.
2008:	W, 58-54	at Lexington
2009:	L, 85-80	at Oxford, Miss.
	W, 71-58	at Tampa, Fla. (SEC)
2010:	W, 85-75	at Lexington
2011:	L, 71-69	at Oxford, Miss.
	W, 75-66	at Atlanta (SEC)
2012:	W, 77-62	at Lexington
2013:	W, 87-74	at Oxford, Miss.
2014:	W, 80-64	at Lexington
	W, 84-70	at Oxford, Miss.
2015:	W, 89-86 ^{OT}	at Lexington
2016:	W, 83-61	at Lexington
2017:	W, 99-76	at Oxford, Miss.
2018:	W, 96-78	at Lexington
2019:	W, 80-76	at Oxford, Miss.
2020:	W, 67-62	at Lexington
2021:	L, 70-62	at Oxford, Miss.

at Lexington: UK leads, 55-2
at Oxford, Miss.: UK leads, 29-11
at Neutral Sites: UK leads, 24-1
at Atlanta: UK leads, 3-1
at Baton Rouge: UK leads, 1-0
at Birmingham, Ala.: UK leads, 2-0
at Jackson, Miss.: UK leads, 3-0
at Knoxville, Tenn.: UK leads, 1-0
at Louisville: UK leads, 3-0
at Memphis, Tenn.: UK leads, 6-0
at Nashville, Tenn.: UK leads, 2-0
at Owensboro, Ky.: UK leads, 2-0
at Tampa, Fla.: UK leads, 1-0

OREGON (UK LEADS, 1-0)

Season	Score	Site
1973:	W, 95-68	at Lexington (UKIT)

at Lexington: UK leads, 1-0

OREGON STATE (UK LEADS, 3-0)

Season	Score	Site
1967:	W, 96-76	at Lexington (UKIT)
1971:	W, 84-78	at Lexington



1976: W, 82-74 at Lexington (UKIT)
at Lexington: UK leads, 3-0

OTTERBEIN (OC LEADS, 1-0)

Season	Score	Site
1911:	L, 41-27	at Westerville, Ohio at Westerville, Ohio: OC leads, 1-0

PENNSYLVANIA (UK LEADS, 5-0)

Season	Score	Site
1968:	W, 64-49	at Lexington
1969:	W, 102-78	at Philadelphia
1991:	W, 85-62	at Lexington
2000:	W, 67-50	at Lexington
2011:	W, 86-62	at Lexington: UK leads, 4-0 at Philadelphia: UK leads, 1-0

PENN STATE (UK LEADS, 3-1)

Season	Score	Site
1952:	W, 82-54	at Raleigh, N.C. (NCAA)
1955:	W, 84-59	at Evanston, Ill. (NCAA)
2001:	L, 73-68	at Lexington
2012:	W, 85-47	at Uncasville, Conn. at Lexington: PSU leads, 1-0 at Neutral Sites: UK leads, 2-0 at Evanston, Ill.: UK leads, 1-0 at Raleigh, N.C.: UK leads, 1-0 at Uncasville, Conn.: UK leads, 1-0

PEPPERDINE (UK LEADS, 1-0)

Season	Score	Site
1986:	W, 88-56	at Lexington (UKIT) at Lexington: UK leads, 1-0

PHILLIPS OILERS (PO LEADS, 1-0)

Season	Score	Site
1948:	L, 53-49	at New York at Neutral Sites: PO leads, 1-0 at New York: UK leads, 1-0

PITTSBURGH (UK LEADS, 4-2)

Season	Score	Site
1936:	W, 35-17	at Lexington
1938:	W, 40-29	at New Orleans (Sugar)
1957:	W, 98-92	at Lexington (NCAA)
1960:	W, 73-66	at Lexington
1992:	L, 85-67	at Lexington
1999:	L, 68-56	at Bayamone, P.R. at Lexington: UK leads, 3-1 at Neutral Sites: Tied, 1-1 at Bayamone, P.R.: Pitt leads, 1-0 at New Orleans: UK leads, 1-0

PORTLAND (UK LEADS, 4-0)

Season	Score	Site
1990:	W, 88-71	at Lexington (UKIT)
2011:	W, 79-48	at Portland, Ore.
2012:	W, 87-63	at Lexington
2013:	W, 74-46	at Lexington at Lexington: UK leads, 3-0 at Portland, Ore.: UK leads, 1-0

PORTLAND STATE (UK LEADS, 1-0)

Season	Score	Site
1978:	W, 114-88	at Lexington (UKIT) at Lexington: UK leads, 1-0

PRINCETON (UK LEADS, 3-1)

Season	Score	Site
1936:	L, 30-26	at Lexington
1972:	W, 96-82	at Lexington (UKIT)

1977: W, 72-59 at Philadelphia (NCAA)

2011: W, 59-57 at Tampa, Fla. (NCAA)
at Lexington: Tied, 1-1
at Neutral Sites: UK leads, 2-0
at Philadelphia: UK leads, 1-0
at Tampa, Fla.: UK leads, 1-0

PROVIDENCE (UK LEADS, 3-0)

Season	Score	Site
1976:	W, 79-78	at New York (NIT)
2014:	W, 79-65	at Brooklyn
2015:	W, 58-38	at Lexington at Lexington: UK leads, 1-0 at Neutral Sites: UK leads, 1-0 at Brooklyn: UK leads, 1-0 at New York: UK leads, 1-0

PURDUE (UK LEADS, 6-2)

Season	Score	Site
1950:	W, 60-54	at West Lafayette, Ind.
1951:	W, 70-52	at Lexington
1971:	L, 89-83	at Lexington (UKIT)
1980:	W, 61-60	at Lexington (UKIT)
1984:	W, 86-67	at Louisville
1985:	L, 66-56	at West Lafayette, Ind.
1997:	W, 101-87	at Chicago
1998:	W, 89-75	at Chicago at Lexington: UK leads, 2-1 at West Lafayette, Ind.: Tied, 1-1 at Neutral Sites: UK leads, 3-0 at Chicago: UK leads, 2-0 at Louisville: UK leads, 1-0

RADFORD (UK LEADS, 1-0)

Season	Score	Site
2012:	W, 88-40	at Lexington at Lexington: UK leads, 1-0

RHODE ISLAND (UK LEADS, 1-0)

Season	Score	Site
1946:	W, 46-45	at New York (NIT) at Neutral Sites: UK leads, 1-0 at New York: UK leads, 1-0

RICHMOND (UR LEADS, 1-0)

Season	Score	Site
2021:	L, 76-64	at Lexington at Lexington: UR leads, 1-0

RIDER (UK LEADS, 3-0)

Season	Score	Site
1993:	W, 96-52	at Nashville, Tenn. (NCAA)
1996:	W, 90-65	at New York
2010:	W, 92-63	at Lexington at Lexington: UK leads, 1-0 at Neutral Sites: UK leads, 3-0 at Nashville, Tenn.: UK leads, 2-0 at New York: UK leads, 1-0

ROBERT MORRIS (UK LEADS, 2-1)

Season	Score	Site
1994:	W, 92-67	at Lexington
2013:	L, 59-57	at Moon Township
2014:	W, 87-49	at Lexington at Lexington: UK leads, 2-0 at Moon Township: RM leads, 1-0

ROSE POLYTECHNIC (TIED, 1-1)

Season	Score	Site
1910:	L, 52-11	at Terre Haute, Ind.
1917:	W, 33-12	at Lexington at Lexington: UK leads, 1-0 at Terre Haute, Ind.: RP leads, 1-0

RUTGERS (UK LEADS, 1-0)

Season	Score	Site
1993:	W, 60-54	at New York at Neutral Sites: UK leads, 1-0 at New York: UK leads, 1-0

SAINT LOUIS (SL LEADS, 9-8)

Season	Score	Site
1949:	L, 42-40	at New Orleans (Sugar)
1950:	L, 43-42 ^{OT}	at New Orleans (Sugar)
1952:	L, 61-60	at New Orleans (Sugar)
1954:	W, 71-59	at St. Louis
1955:	W, 82-65	at Lexington
1956:	W, 101-80	at St. Louis
	L, 71-70	at Lexington
1958:	W, 73-60	at St. Louis
1959:	W, 76-57	at Lexington
1960:	L, 73-61	at St. Louis
1961:	L, 74-72 ^{OT}	at Lexington (UKIT)
1962:	W, 86-77	at Lexington
1963:	L, 87-63	at St. Louis
1964:	L, 67-60	at Lexington
1965:	L, 80-75	at St. Louis
1966:	W, 80-70	at Lexington
1998:	W, 88-61	at Atlanta (NCAA) at Lexington: UK leads, 4-3 at St. Louis: Tied, 3-3 at Neutral Sites: SL leads, 3-1 at Atlanta: UK leads, 1-0 at New Orleans: SJ leads, 3-0

SAM HOUSTON STATE (UK LEADS, 1-0)

Season	Score	Site
2010:	W, 102-92	at Lexington at Lexington: UK leads, 1-0

SAMFORD (UK LEADS, 2-0)

Season	Score	Site
2012:	W, 82-50	at Lexington
2013:	W, 88-56	at Lexington at Lexington: UK leads, 2-0

SAN DIEGO (SD LEADS, 1-0)

Season	Score	Site
2008:	L, 81-72	at Lexington at Lexington: SD leads, 1-0

SAN FRANCISCO (UK LEADS, 1-0)

Season	Score	Site
1994:	W, 110-83	at Lexington at Lexington: UK leads, 1-0

SAN JOSE STATE (UK LEADS, 1-0)

Season	Score	Site
1996:	W, 110-72	at Dallas (NCAA) at Neutral Sites: UK leads, 1-0 at Dallas: UK leads, 1-0

SANTA CLARA (UK LEADS, 1-0)

Season	Score	Site
2007:	W, 74-60	at Lexington at Lexington: UK leads, 1-0

SEATTLE (UK LEADS, 1-0)

Season	Score	Site
1958:	W, 84-72	at Louisville (NCAA) at Neutral Sites: UK leads, 1-0 at Louisville: UK leads, 1-0

SETON HALL (SH LEADS, 2-1)

Season	Score	Site
1982:	W, 98-72	at Lexington (UKIT)



1989: L, 63-60 at Anchorage, Alaska
 2019: L, 84-83^{OT} New York
 at Lexington: UK leads, 1-0
 at Neutral Sites: Tied, 1-1
 at Anchorage, Alaska: UK leads, 1-0
 at New York: SH leads, 1-0

SEWANEE (UK LEADS, 6-0)

Season	Score	Site
1923:	W, 30-14	at Lexington
1924:	W, 50-15	at Lexington
1930:	W, 44-22	at Atlanta (So.Con.)
1932:	W, 30-20	at Sewanee, Tenn.
1934:	W, 55-16	at Sewanee, Tenn.
	W, 60-15	at Lexington

at Lexington: UK leads, 3-0
 at Sewanee, Tenn.: UK leads, 2-0
 at Neutral Sites: UK leads, 1-0
 at Atlanta: UK leads, 1-0

SOUTH CAROLINA (UK LEADS, 53-13)

Season	Score	Site
1928:	W, 56-40	at Atlanta (So.Con.)
1933:	W, 44-36	at Lexington
	L, 44-38	at Columbia, S.C.
1942:	W, 64-25	at Lexington
1968:	W, 76-66	at Lexington (UKIT)
1977:	W, 98-67	at Columbia, S.C.
1978:	W, 84-65	at Lexington
1979:	W, 79-74	at Columbia, S.C.
1980:	W, 126-81	at Lexington
1992:	W, 80-63	at Columbia, S.C.
	W, 74-56	at Lexington
1993:	W, 108-82	at Columbia, S.C.
	W, 87-66	at Lexington
1994:	W, 79-67	at Lexington
	L, 75-74	at Columbia, S.C.
1995:	W, 80-55	at Columbia, S.C.
	W, 90-72	at Lexington
1996:	W, 89-60	at Columbia, S.C.
	W, 89-57	at Lexington
1997:	L, 84-79 ^{OT}	at Columbia, S.C.
	L, 72-66	at Lexington
1998:	W, 91-70	at Lexington
	W, 69-57	at Columbia, S.C.
	W, 86-56	at Atlanta (SEC)
1999:	W, 68-61	at Columbia, S.C.
	W, 74-40	at Lexington
2000:	W, 64-48	at Columbia, S.C.
	W, 76-63	at Lexington
2001:	W, 69-63	at Lexington
	W, 94-61	at Columbia, S.C.
	W, 78-65	at Nashville, Tenn. (SEC)
2002:	W, 51-50	at Columbia, S.C.
	W, 91-74	at Lexington
	L, 70-57	at Atlanta (SEC)
2003:	W, 62-55	at Lexington
	W, 87-69	at Columbia, S.C.
2004:	W, 65-64	at Lexington
	W, 84-65	at Columbia, S.C.
	W, 78-63	at Atlanta (SEC)
2005:	W, 79-75	at Lexington
	L, 73-61	at Columbia, S.C.
2006:	W, 80-78	at Lexington
	W, 79-66	at Columbia, S.C.
	L, 65-61	at Nashville, Tenn. (SEC)
2007:	W, 87-49	at Columbia, S.C.
	W, 95-89	at Lexington
2008:	W, 78-70	at Lexington
	W, 71-63	at Columbia, S.C.
2009:	L, 78-77	at Lexington
	L, 77-59	at Columbia, S.C.
2010:	L, 62-68	at Columbia, S.C.

Season	Score	Site
2011:	W, 82-61	at Lexington
	W, 67-58	at Columbia, S.C.
	W, 90-59	at Lexington
2012:	W, 79-64	at Lexington
	W, 86-52	at Columbia, S.C.
2013:	W, 77-55	at Lexington
2014:	L, 72-67	at Columbia, S.C.
2015:	W, 58-43	at Columbia, S.C.
	W, 77-43	at Lexington
2016:	W, 89-62	at Columbia, S.C.
2017:	W, 85-69	at Lexington
2018:	L, 76-68	at Columbia, S.C.
2019:	W, 76-48	at Lexington
2020:	L, 81-78	at Columbia, S.C.
2021:	W, 92-64	at Lexington

at Lexington: UK leads, 29-2
 at Columbia, S.C.: UK leads, 20-9
 at Neutral Sites: UK leads, 4-2
 at Atlanta: UK leads, 3-1
 at Nashville, Tenn.: Tied, 1-1

SOUTH CAROLINA STATE (UK LEADS, 1-0)

Season	Score	Site
1998:	W, 82-67	at Atlanta (NCAA)

at Neutral Sites: UK leads, 1-0
 at Atlanta: UK leads, 1-0

SOUTH DAKOTA STATE (UK LEADS, 1-0)

Season	Score	Site
2006:	W, 71-54	at Lexington (Guardians)

at Lexington: UK leads, 1-0

SOUTHERN (TIED, 0-0)

*As part of sanctions imposed upon the UK basketball program in 1989, the NCAA ordered Kentucky to erase from the record three NCAA Tournament games from the 1987-88 season. Kentucky's 99-84 win over Southern, a 90-81 win over Maryland and an 80-74 loss to Villanova have been deleted from the records.

SOUTHERN CAL (USC LEADS, 3-0)

Season	Score	Site
1960:	L, 87-73	at Los Angeles
1962:	L, 79-77	at Lexington
2001:	L, 80-76	at Philadelphia (NCAA)

at Lexington: USC leads, 1-0
 at Los Angeles: USC leads, 1-0
 at Neutral Sites: USC leads, 1-0
 at Philadelphia: USC leads, 1-0

SOUTHERN ILLINOIS (UK LEADS, 1-0)

Season	Score	Site
2019:	W, 71-59	at Lexington

at Lexington: UK leads, 1-0

SOUTH FLORIDA (UK LEADS, 1-0)

Season	Score	Site
2016:	W, 84-63	at Miami

at Neutral Sites: UK leads, 1-0
 at Miami: UK leads, 1-0

SMU (UK LEADS, 3-2)

Season	Score	Site
1957:	W, 73-67	at Lexington (UKIT)
1958:	L, 65-64	at Dallas
1959:	W, 72-60	at Lexington
1977:	W, 110-86	at Lexington
1985:	L, 56-54	at Lexington

at Lexington: UK leads, 3-1
 at Dallas: SMU leads, 1-0

STEPHEN F. AUSTIN (UK LEADS, 1-0)

Season	Score	Site
2017:	W, 87-64	at Lexington

at Lexington: UK leads, 1-0

STONY BROOK (UK LEADS, 2-0)

Season	Score	Site
2008:	W, 62-52	at Lexington
2016:	W, 85-57	at Des Moines, Iowa (NCAA)

at Lexington: UK leads, 1-0
 at Neutral Sites: UK leads, 1-0
 at Des Moines, Iowa: UK leads, 1-0

ST. ANDREWS (TIED, 1-1)

Season	Score	Site
1915:	W, 32-15	at Lexington
	L, 50-25	at Louisville, Ky.

at Lexington: UK leads, 1-0
 at Louisville, Ky.: SA leads, 1-0

ST. BONAVENTURE (UK LEADS, 1-0)

Season	Score	Site
2000:	W, 85-80 ^{2OT}	at Cleveland (NCAA)

at Neutral Sites: UK leads, 1-0
 at Cleveland: UK leads, 1-0

ST. JOHN'S (UK LEADS, 11-5)

Season	Score	Site
1944:	W, 44-38	at New York
	L, 48-45	at New York (NIT)
1946:	W, 73-59	at New York
1947:	W, 70-50	at New York
1948:	W, 52-40	at New York
1949:	W, 57-30	at New York
1950:	L, 69-58	at New York
1951:	W, 43-37	at New York
	W, 59-43	at New York (NCAA)
1952:	W, 81-40	at Lexington
	L, 64-57	at Raleigh, N.C. (NCAA)
1978:	W, 102-72	at Lexington (UKIT)
1985:	L, 86-70	at Denver (NCAA)
1993:	W, 86-77	at New York
2001:	L, 62-61	at New York
2012:	W, 81-59	at Lexington

at Lexington: UK leads, 3-0
 at New York: UK leads, 8-3
 at Neutral Sites: SJ leads, 2-0
 at Denver: SJ leads, 1-0
 at Raleigh, N.C.: SJ leads, 1-0

ST. JOSEPH'S (UK LEADS, 2-0)

Season	Score	Site
1939:	W, 41-30	at Philadelphia
1997:	W, 102-72	at San Jose, Calif. (NCAA)

at Philadelphia: UK leads, 1-0
 at Neutral Sites: UK leads, 1-0
 at San Jose, Calif.: UK leads, 1-0

STANFORD (UK LEADS, 3-0)

Season	Score	Site
1974:	W, 78-77	at Lexington (UKIT)
1998:	W, 86-85 ^{OT}	at San Antonio (NCAA)
2010:	W, 73-65 ^{OT}	at Cancun, Mexico

at Lexington: UK leads, 1-0
 at Neutral Sites: UK leads, 2-0
 at Cancun, Mexico: UK leads, 1-0
 at San Antonio: UK leads, 1-0

SYRACUSE (UK LEADS, 8-3)

Season	Score	Site
1951:	W, 69-59	at New Orleans (Sugar)



1965: W, 110-77 at Lexington
 1975: W, 95-79 at San Diego (NCAA)
 1979: W, 94-87 at Lexington (UKIT)
 1988: W, 62-58 at Lexington
 1989: L, 89-73 at Syracuse, N.Y.
 1994: L, 93-85 at Syracuse, N.Y.
 1995: W, 77-71 at Lexington
 1996: W, 76-67 at E. Rutherford, N.J. (NCAA)
 1997: W, 87-53 at Anchorage, Alaska
 2000: L, 52-50 at Cleveland (NCAA)
at Lexington: UK leads, 4-0
at Syracuse, N.Y.: SU leads, 2-0
at Neutral Sites: UK leads, 4-1
at Anchorage, Alaska: UK leads, 1-0
at Cleveland: SU leads, 1-0
at East Rutherford, N.J.: UK leads, 1-0
at New Orleans: UK leads, 1-0
at San Diego: UK leads, 1-0

TEMPLE (UK LEADS, 14-4)

Season	Score	Site
1945:	W, 45-44	at Philadelphia
1946:	L, 53-45	at Philadelphia
	W, 54-43	at Louisville
1947:	W, 68-29	at Louisville
1948:	L, 60-59	at Philadelphia
1949:	W, 58-38	at Louisville
1954:	W, 86-59	at Lexington
1955:	W, 79-61	at Lexington
	W, 101-69	at Philadelphia
1956:	L, 73-61	at Lexington
1957:	W, 73-58	at Philadelphia
1958:	W, 85-83 ^{OT}	at Lexington
	W, 61-60	at Louisville (NCAA)
1959:	W, 76-71	at Philadelphia
1960:	W, 97-92	at Louisville
1961:	L, 66-58	at Philadelphia
1962:	W, 78-55	at Lexington
1963:	W, 56-52	at Philadelphia
		<i>at Lexington: UK leads, 4-1</i>
		<i>at Philadelphia: UK leads, 5-3</i>
		<i>at Neutral Sites: UK leads, 5-0</i>
		<i>at Louisville: UK leads, 5-0</i>

TENNESSEE (UK LEADS, 157-75)

Season	Score	Site
1910:	W, 26-5	at Lexington
1912:	W, 27-15	at Lexington
1914:	W, 20-14	at Lexington
	W, 20-18	at Lexington
1915:	L, 36-21	at Knoxville, Tenn.
	L, 27-22	at Knoxville, Tenn.
	W, 22-13	at Lexington
	W, 20-18	at Lexington
1916:	L, 28-17	at Lexington
1917:	L, 23-20	at Lexington
	L, 22-19	at Lexington
	L, 27-26	at Knoxville, Tenn.
	L, 30-10	at Knoxville, Tenn.
1918:	W, 33-26	at Lexington
	W, 40-12	at Lexington
	W, 29-18	at Knoxville, Tenn.
	W, 32-20	at Knoxville, Tenn.
1919:	L, 40-22	at Knoxville, Tenn.
	W, 30-14	at Lexington
1920:	L, 29-24	at Lexington
	L, 27-26	at Lexington
	L, 28-25	at Knoxville, Tenn.
	W, 34-26	at Knoxville, Tenn.
1923:	L, 30-26	at Knoxville, Tenn.
	L, 28-23	at Lexington
1924:	L, 20-13	at Knoxville, Tenn.
1925:	W, 35-22	at Knoxville, Tenn.
	W, 26-21	at Lexington

1926: W, 51-17 at Knoxville, Tenn.
 W, 27-21 at Lexington
 1927: L, 19-14 at Knoxville, Tenn.
 L, 30-21 at Lexington
 1928: W, 48-18 at Lexington
 W, 43-16 at Knoxville, Tenn.
 1929: W, 35-29 at Knoxville, Tenn.
 W, 27-22 at Lexington
 1930: W, 23-20 at Lexington
 L, 29-24^{OT} at Knoxville, Tenn.
 1931: W, 31-23 at Lexington
 W, 36-32^{OT} at Knoxville, Tenn.
 1932: W, 29-28 at Knoxville, Tenn.
 W, 41-27 at Lexington
 1933: W, 42-21 at Knoxville, Tenn.
 W, 44-23 at Lexington
 1934: W, 44-23 at Knoxville, Tenn.
 W, 53-26 at Lexington
 1935: W, 48-21 at Lexington
 W, 38-36 at Knoxville, Tenn.
 1936: W, 40-31 at Lexington
 L, 39-28 at Knoxville, Tenn.
 L, 39-28 at Knoxville, Tenn. (SEC)
 1937: W, 43-26 at Lexington
 L, 26-24 at Knoxville, Tenn.
 W, 39-25 at Knoxville, Tenn. (SEC)
 1938: W, 52-27 at Lexington
 W, 29-26 at Knoxville, Tenn.
 1939: L, 30-29 at Lexington
 W, 36-34^{2OT} at Knoxville, Tenn.
 W, 46-38 at Knoxville, Tenn. (SEC)
 1940: W, 35-26 at Lexington
 L, 27-23 at Knoxville, Tenn.
 W, 30-29^{OT} at Knoxville, Tenn. (SEC)
 1941: L, 32-22 at Knoxville, Tenn.
 W, 37-28 at Lexington
 L, 36-33 at Louisville (SEC)
 1942: L, 46-40 at Knoxville, Tenn.
 W, 36-33 at Lexington
 1943: W, 30-28 at Knoxville, Tenn.
 W, 53-29 at Lexington
 L, 33-30 at Louisville (SEC)
 1945: L, 35-34 at Knoxville, Tenn.
 W, 40-34 at Lexington
 W, 39-35 at Louisville (SEC)
 1946: W, 50-32 at Knoxville, Tenn.
 W, 54-34 at Lexington
 1947: W, 54-39 at Knoxville, Tenn.
 W, 61-46 at Lexington
 1948: W, 65-54 at Knoxville, Tenn.
 W, 69-42 at Lexington
 W, 70-47 at Louisville (SEC)
 1949: W, 66-51 at Knoxville, Tenn.
 W, 71-56 at Lexington
 W, 83-44 at Louisville (SEC)
 1950: L, 66-53 at Knoxville, Tenn.
 W, 79-52 at Lexington
 W, 95-58 at Louisville (SEC)
 1951: W, 70-45 at Knoxville, Tenn.
 W, 86-61 at Lexington
 1952: W, 65-56 at Knoxville, Tenn.
 W, 95-40 at Lexington
 W, 81-66 at Louisville (SEC)
 1954: W, 97-71 at Knoxville, Tenn.
 W, 90-63 at Lexington
 1955: W, 84-66 at Knoxville, Tenn.
 W, 104-61 at Lexington
 1956: W, 95-68 at Knoxville, Tenn.
 W, 101-77 at Lexington
 1957: W, 97-72 at Knoxville, Tenn.
 W, 93-75 at Lexington

1958: W, 77-68 at Lexington
 W, 77-66 at Knoxville, Tenn.
 1959: W, 79-58 at Lexington
 W, 69-56 at Knoxville, Tenn.
 1960: W, 78-68 at Knoxville, Tenn.
 L, 65-63 at Lexington
 1961: W, 83-54 at Lexington
 W, 68-61 at Knoxville, Tenn.
 1962: W, 96-69 at Lexington (UKIT)
 W, 95-82 at Knoxville, Tenn.
 W, 90-59 at Lexington
 1963: L, 78-69^{OT} at Lexington
 L, 63-55 at Knoxville, Tenn.
 1964: W, 66-57 at Lexington
 W, 42-38 at Knoxville, Tenn.
 1965: L, 77-58 at Knoxville, Tenn.
 W, 61-60 at Lexington
 1966: W, 78-64 at Lexington
 L, 69-62 at Knoxville, Tenn.
 1967: L, 52-50^{2OT} at Lexington
 L, 76-57 at Knoxville, Tenn.
 1968: L, 87-59 at Knoxville, Tenn.
 W, 60-59 at Lexington
 1969: W, 69-66 at Knoxville, Tenn.
 W, 84-69 at Lexington
 1970: W, 68-52 at Lexington
 W, 86-69 at Knoxville, Tenn.
 1971: L, 75-71 at Knoxville, Tenn.
 W, 84-78 at Lexington
 1972: W, 72-70 at Lexington
 W, 67-66 at Knoxville, Tenn.
 1973: L, 65-64 at Knoxville, Tenn.
 W, 86-81 at Lexington
 1974: L, 67-54 at Knoxville, Tenn.
 W, 61-58 at Lexington
 1975: W, 88-82 at Lexington
 L, 103-98 at Knoxville, Tenn.
 1976: L, 90-88^{OT} at Lexington
 L, 92-85 at Knoxville, Tenn.
 1977: L, 71-67^{OT} at Lexington
 L, 81-79 at Knoxville, Tenn.
 1978: W, 90-77 at Lexington
 W, 68-57 at Knoxville, Tenn.
 1979: L, 66-55 at Lexington
 L, 101-84 at Knoxville, Tenn.
 L, 75-69^{OT} at Birmingham, Ala. (SEC)
 1980: L, 49-47 at Knoxville, Tenn.
 W, 83-75 at Lexington
 1981: W, 48-47 at Lexington
 L, 87-71 at Knoxville, Tenn.
 1982: L, 70-66 at Knoxville, Tenn.
 W, 77-67 at Lexington
 1983: L, 65-63 at Knoxville, Tenn.
 W, 69-61 at Lexington
 1984: W, 93-74 at Lexington
 L, 63-58 at Knoxville, Tenn.
 1985: L, 81-65 at Knoxville, Tenn.
 W, 92-67 at Lexington
 1986: W, 74-57 at Lexington
 W, 62-60 at Knoxville, Tenn.
 1987: L, 75-68 at Knoxville, Tenn.
 W, 91-84^{OT} at Lexington
 1988: W, 83-65 at Lexington
 L, 72-70 at Knoxville, Tenn.
 1989: W, 66-65 at Knoxville, Tenn.
 W, 76-71 at Lexington
 1990: W, 95-83 at Lexington
 L, 102-100 at Knoxville, Tenn.
 1991: W, 78-74 at Knoxville, Tenn.
 W, 85-74 at Lexington
 1992: L, 107-85 at Knoxville, Tenn.
 W, 99-88 at Lexington
 1993: W, 84-70 at Lexington
 L, 78-77 at Knoxville, Tenn.



1994:	W, 101-40	at Lexington (SEC)
	W, 93-74	at Lexington
	W, 77-73	at Knoxville, Tenn.
1995:	W, 69-50	at Lexington
	W, 68-48	at Knoxville, Tenn.
1996:	W, 61-44	at Lexington
	W, 90-50	at Knoxville, Tenn.
1997:	W, 74-40	at Lexington
	W, 74-64	at Knoxville, Tenn.
1998:	W, 85-67	at Knoxville, Tenn.
	W, 80-74	at Lexington
1999:	L, 47-46	at Lexington
	L, 68-61	at Knoxville, Tenn.
2000:	W, 81-68	at Lexington
	L, 74-67	at Knoxville, Tenn.
2001:	W, 84-74	at Lexington
	W, 103-95	at Knoxville, Tenn.
2002:	L, 76-74 ^{OT}	at Knoxville, Tenn.
	W, 64-61	at Lexington
2003:	W, 74-71	at Knoxville, Tenn.
	W, 80-68	at Lexington
2004:	W, 69-68 ^{OT}	at Knoxville, Tenn.
	W, 92-60	at Lexington
2005:	W, 84-62	at Knoxville, Tenn.
	W, 73-61	at Lexington
	W, 76-62	at Atlanta (SEC)
2006:	L, 75-67	at Lexington
	W, 80-78	at Knoxville, Tenn.
2007:	W, 76-57	at Lexington
	L, 89-85	at Knoxville, Tenn.
2008:	W, 72-66	at Lexington
	L, 63-60	at Knoxville, Tenn.
2009:	W, 90-72	at Knoxville, Tenn.
	W, 77-58	at Lexington
2010:	W, 73-62	at Lexington
	L, 74-65	at Knoxville, Tenn.
	W, 74-45	at Nashville (SEC)
2011:	W, 73-61	at Lexington
	W, 64-58	at Knoxville, Tenn.
2012:	W, 65-62	at Knoxville, Tenn.
	W, 69-44	at Lexington
2013:	W, 75-65	at Lexington
	L, 88-58	at Knoxville, Tenn.
2014:	W, 74-66	at Lexington
2015:	W, 66-48	at Knoxville, Tenn.
2016:	L, 84-77	at Knoxville, Tenn.
	W, 80-70	at Lexington
2017:	L, 82-80	at Knoxville, Tenn.
	W, 83-58	at Lexington
2018:	L, 76-65	at Knoxville, Tenn.
	L, 61-59	at Lexington
	W, 77-72	at St. Louis (SEC)
2019:	W, 86-69	at Lexington
	L, 71-52	at Knoxville, Tenn.
	L, 82-78	at Nashville, Tenn. (SEC)
2020:	W, 77-64	at Knoxville, Tenn.
	L, 81-73	at Lexington
2021:	L, 82-71	at Lexington
	W, 70-55	at Knoxville, Tenn.

at Lexington: UK leads, 19-19
at Knoxville, Tenn.: UK leads, 57-52
at Neutral Sites: UK leads, 8-4
at Atlanta: UK leads, 1-0
at Birmingham, Ala.: UT leads, 1-0
at Louisville: UK leads, 5-2
at Nashville, Tenn.: Tied, 1-1
at St. Louis: UK leads, 1-0

TENNESSEE STATE (UK LEADS, 5-0)

Season	Score	Site
1994:	W, 83-70	at St. Petersburg, Fla. (NCAA)
1999:	W, 97-47	at Lexington
2003:	W, 115-87	at Lexington

2009:	W, 102-58	at Lexington
2019:	W, 77-62	at Lexington

at Lexington: UK leads, 4-0
at Neutral Sites: UK leads, 1-0
at St. Petersburg, Fla.: UK leads, 1-0

TENNESSEE TECH (UK LEADS, 5-0)

Season	Score	Site
1990:	W, 111-75	at Lexington
1994:	W, 115-77	at Lexington
2004:	W, 108-81	at Lexington
2005:	W, 92-63	at Lexington
2008:	W, 69-47	at Lexington

at Lexington: UK leads, 5-0

TEXAS (UK LEADS, 2-0)

Season	Score	Site
1994:	W, 86-61	at Maui, Hawaii
2015:	W, 63-51	at Lexington

at Lexington: UK leads, 1-0
at Neutral Sites: UK leads, 1-0
at Maui, Hawaii: UK leads, 1-0

TEXAS A&M (UK LEADS, 11-4)

Season	Score	Site
1942:	W, 49-29	at Lexington
1947:	W, 83-18	at Lexington
1979:	L, 73-69	at Lexington (UKIT)
2013:	L, 83-71	at Lexington
	W, 72-68 ^{OT}	at College Station, Texas
2014:	W, 68-51	at Lexington
2015:	W, 70-64 ^{2OT}	at College Station, Texas

2016:	L, 79-77 ^{OT}	at College Station, Texas
	W, 82-77 ^{OT}	at Nashville, Tenn. (SEC)
2017:	W, 100-58	at Lexington
	W, 71-63	at College Station, Texas
2018:	W, 74-73	at Lexington
	L, 85-74	at College Station, Texas
2019:	W, 85-74	at Lexington
2020:	W, 69-60	at College Station, Texas

at Lexington: UK leads, 6-2
at College Station, Texas: UK leads, 4-2
at Neutral Sites: UK leads, 1-0
at Nashville, Tenn.: UK leads, 1-0

TCU (UK LEADS, 2-0)

Season	Score	Site
1976:	W, 103-53	at Lexington
1996:	W, 124-80	at Lexington

at Lexington: UK leads, 2-0

TEXAS SOUTHERN (UK LEADS, 1-0)

Season	Score	Site
2008:	W, 83-35	at Lexington

at Lexington: UK leads, 1-0

TEXAS STATE (UK LEADS, 1-0)

Season	Score	Site
1992:	W, 82-36	at Lexington

at Lexington: UK leads, 1-0

TEXAS TECH (UK LEADS, 5-0)

Season	Score	Site
1964:	W, 107-91	at Lexington
1966:	W, 89-73	at Lubbock, Texas
1987:	W, 66-60	at Lexington
1995:	W, 83-68	at Cincinnati

2020:	W, 76-74 ^{OT}	at Lubbock, Texas
-------	------------------------	-------------------

at Lexington: UK leads, 2-0
at Lubbock, Texas: UK leads, 2-0
at Neutral Sites: UK leads, 1-0
at Cincinnati: UK leads, 1-0

TOLEDO (UK LEADS, 1-0)

Season	Score	Site
1985:	W, 63-54	at Lexington

at Lexington: UK leads, 1-0

TRANSYLVANIA (TIED, 7-7)

Season	Score	Site
1903:	L, 42-22	at UK
1904:	L, 12-55	at Transylvania
1905:	L, 14-12	at Transylvania
	W, 30-29	at UK
	L, 22-1	at Transylvania
	L, 33-23	at UK
1906:	UK*	at Lexington YMCA
1907:	W, 16-14	at UK
	L, 19-5	at Transylvania
1908:	W, 20-15	at UK
	W, 20-15	at Transylvania
1911:	L, 23-18	at UK
	W, 22-19	at Transylvania
	W, 30-24	at UK

at UK: UK leads, 4-3
at Transylvania: TU leads, 4-2
at Neutral Sites: UK leads, 1-0
**at Lexington YMCA: UK leads, 1-0, score not recorded*

TROY (UK LEADS, 1-0)

Season	Score	Site
2018:	W, 70-62	at Lexington

at Lexington: UK leads, 1-0

TUFTS (UK LEADS, 1-0)

Season	Score	Site
1945:	W, 66-56	at New York (NCAA)

at Neutral Sites: UK leads, 1-0
at New York: UK leads, 1-0

TULANE (UK LEADS, 41-5)

Season	Score	Site
1921:	W, 50-28	at Atlanta (SIAA)
1925:	W, 29-22	at Lexington
1929:	L, 34-22	at New Orleans
	W, 29-15	at Atlanta (So.Con.)
1932:	W, 50-30	at Atlanta (So.Con.)
1933:	W, 53-17	at Lexington
	W, 42-11	at Lexington
1934:	W, 32-22	at New Orleans
	W, 42-29	at New Orleans
1935:	W, 38-9	at New Orleans
	W, 52-12	at New Orleans
	W, 63-26	at Lexington
	W, 55-12	at New Orleans
1936:	W, 49-24	at Lexington
	W, 39-21	at Lexington
1937:	L, 35-28	at New Orleans
	W, 28-25	at New Orleans
1938:	L, 38-36	at Baton Rouge, La. (SEC)
1941:	W, 59-30	at Louisville (SEC)
1943:	W, 48-31	at Louisville (SEC)
1944:	W, 62-46	at Louisville (SEC)
1947:	W, 64-35	at New Orleans
	W, 55-38	at Louisville (SEC)
1949:	W, 51-47	at Louisville
	W, 78-47	at New Orleans (Sugar)
	W, 68-52	at Louisville (SEC)
1951:	W, 104-68	at New Orleans



1952:	W, 103-54	at Lexington
	W, 85-61	at Louisville (SEC)
1954:	W, 94-43	at Lexington
1955:	W, 58-44	at New Orleans
1956:	W, 85-63	at Lexington
1957:	L, 68-60	at New Orleans
1958:	W, 86-50	at Lexington
1959:	W, 85-68	at New Orleans
1960:	W, 68-42	at Lexington
1961:	L, 72-70	at New Orleans
1962:	W, 97-72	at Lexington
1963:	W, 81-72	at New Orleans
1964:	W, 105-63	at Lexington
1965:	W, 102-72	at New Orleans
1966:	W, 103-74	at Lexington
1983:	W, 80-61	at Lexington (UKIT)
1995:	W, 82-60	at Memphis, Tenn. (NCAA)

2002:	W, 101-67	at Louisville
2003:	W, 76-60	at New Orleans
		at Lexington: UK leads, 15-0
		at New Orleans: UK leads, 14-4
		at Neutral Sites: UK leads, 12-1
		at Atlanta: UK leads, 3-0
		at Baton Rouge, La.: TU leads, 1-0
		at Louisville: UK leads, 8-0
		at Memphis, Tenn.: UK leads, 1-0

TULSA (UK LEADS, 5-0)

Season	Score	Site
1948:	W, 72-18	at Lexington
	W, 71-22	at Lexington
1949:	W, 81-27	at Lexington
1998:	W, 74-53	at Lexington
2002:	W, 87-82	at St. Louis (NCAA)
		at Lexington: UK leads, 4-0
		at Neutral Sites: UK leads, 1-0
		at St. Louis: UK leads, 1-0

UAB (TIED, 3-3)

Season	Score	Site
1981:	W, 61-53	at Lexington (UKIT)
	L, 69-62	at Tuscaloosa, Ala. (NCAA)
2004:	L, 76-75	at Columbus, Ohio (NCAA)
2006:	W, 69-64	at Philadelphia (NCAA)
2008:	L, 79-76	at Louisville
2020:	W, 69-58	at Lexington
		at Lexington: UK leads, 2-0
		at Neutral Sites: UAB leads, 3-1
		at Birmingham, Ala.: UAB leads, 1-0
		at Columbus, Ohio: UAB leads, 1-0
		at Louisville: UAB leads 1-0
		at Philadelphia: UK leads, 1-0

UCF (UK LEADS, 1-0)

Season	Score	Site
2006:	W, 59-57	at Lexington
		at Lexington: UK leads, 1-0

UCLA (UK LEADS, 8-7)

Season	Score	Site
1952:	W, 84-53	at Lexington
1960:	W, 68-66	at Los Angeles
1961:	W, 77-76	at Lexington
1975:	L, 92-85	at San Diego (NCAA)
1995:	L, 82-81	at Anaheim, Calif.
1998:	W, 94-68	at St. Petersburg, Fla. (NCAA)
1999:	W, 66-62	at Bayamone, P.R.
2001:	L, 97-92	at New York
2004:	W, 52-50	at Anaheim, Calif.
2007:	L, 73-68	at Honolulu
2015:	W, 83-44	at Chicago

2016:	L, 87-77	at Los Angeles
2017:	L, 97-92	at Lexington
	W, 86-75	at Memphis, Tenn. (NCAA)

2018:	L, 83-75	at New Orleans
		at Lexington: UK leads, 2-1
		at Los Angeles: Tied, 1-1
		at Neutral Sites: Tied, 5-5
		at Anaheim, Calif.: Tied, 1-1
		at Bayamone, P.R.: UK leads, 1-0
		at Chicago: UK leads, 1-0
		at Honolulu: UCLA leads, 1-0
		at Memphis, Tenn.: UK leads, 1-0
		at New Orleans: UCLA leads, 1-0
		at New York: UCLA leads, 1-0
		at San Diego: UCLA leads, 1-0
		at St. Petersburg, Fla.: UK leads, 1-0

UCONN (UCONN LEADS, 4-1)

Season	Score	Site
2006:	L, 87-83	at Philadelphia (NCAA)
2010:	W, 64-61	at New York
2011:	L, 67-84	at Maui, Hawaii (Maui)
	L, 55-56	at Houston (NCAA)
2014:	L, 60-54	at Arlington, Texas (NCAA)
		at Neutral Sites: UC leads, 4-1
		at Arlington, Texas: UC leads, 1-0
		at Houston: UC leads, 1-0
		at Maui, Hawaii: UC leads, 1-0
		at New York: UK leads, 1-0
		at Philadelphia: UC leads, 1-0

UIC (UK LEADS, 1-0)

Season	Score	Site
2018:	W, 107-73	at Lexington
		at Lexington: UK leads, 1-0

UMASS (UK LEADS, 5-1)

Season	Score	Site
1992:	W, 90-69	at Lexington
	W, 87-77	at Philadelphia (NCAA)
1994:	W, 67-64	at East Rutherford, N.J.
1996:	L, 92-82	at Auburn Hills, Mich.
	W, 81-74	at E Rutherford, N.J. (NCAA)
2007:	W, 82-68	at Lexington
		at Lexington: UK leads, 2-0
		at Neutral Sites: UK leads, 3-1
		at Auburn Hills, Mich.: UM leads, 1-0
		at East Rutherford, N.J.: UK leads, 2-0
		at Philadelphia: UK leads, 1-0

UNC ASHEVILLE (UK LEADS, 4-0)

Season	Score	Site
1997:	W, 105-51	at Lexington
2000:	W, 86-41	at Lexington
2010:	W, 94-57	at Louisville
2014:	W, 89-57	at Lexington
		at Lexington: UK leads, 3-0
		at Neutral Sites: UK leads, 1-0
		at Louisville: UK leads, 1-0

UNC GREENSBORO (UK LEADS, 5-0)

Season	Score	Site
2019:	W, 78-61	at Lexington
		at Lexington: UK leads, 1-0

UNLV (UK LEADS, 4-0)

Season	Score	Site
1978:	W, 92-70	at Lexington
1980:	W, 74-69	at Las Vegas
1985:	W, 64-61	at Salt Lake City

		(NCAA)
2009:	W, 70-60	at Lexington (NIT)
		at Lexington: UK leads, 2-0
		at Las Vegas: UK leads, 1-0
		at Neutral Sites: UK leads, 1-0
		at Salt Lake City: UK leads, 1-0

UTAH (UK LEADS, 10-3)

Season	Score	Site
1944:	W, 46-38	at New York (NIT)
1947:	L, 49-45	at New York (NIT)
1955:	W, 70-65	at Lexington (UKIT)
1977:	L, 70-68	at Lexington (UKIT)
1993:	W, 83-62	at Nashville (NCAA)
1996:	W, 101-70	at Minneapolis (NCAA)
1997:	W, 72-59	at San Jose, Calif. (NCAA)
1998:	W, 78-69	at San Antonio (NCAA)
2000:	W, 56-48	at Lexington (Pre-NIT)
2003:	W, 74-54	at Nashville, Tenn. (NCAA)
2005:	W, 62-52	at Austin, Texas (NCAA)
2019:	W, 88-61	at Lexington
2020:	L, 69-66	at Las Vegas
		at Lexington: UK leads, 3-1
		at Neutral Sites: UK leads, 7-2
		at Austin, Texas: UK leads, 1-0
		at Las Vegas: UU leads, 1-0
		at Minneapolis: UK leads, 1-0
		at Nashville, Tenn.: UK leads, 2-0
		at New York: Tied, 1-1
		at San Antonio: UK leads, 1-0
		at San Jose, Calif.: UK leads, 1-0

UTAH VALLEY (UK LEADS, 2-0)

Season	Score	Site
2018:	W, 73-63	at Lexington
2020:	W, 82-74	at Lexington
		at Lexington: UK leads, 2-0

UTAH STATE (UK LEADS, 1-0)

Season	Score	Site
1958:	W, 92-64	at Lexington
		at Lexington: UK leads, 1-0

UT ARLINGTON (UK LEADS, 2-0)

Season	Score	Site
2014:	W, 105-76	at Lexington
2015:	W, 92-44	at Lexington
		at Lexington: UK leads, 2-0

UTEP (UTEP LEADS, 1-0)

Season	Score	Site
1966:	L, 72-65	at College Park, Md. (NCAA)
		at Neutral Sites: UTEP leads, 1-0
		at College Park, Md.: UTEP leads, 1-0
		* Formerly Texas Western

UT MARTIN (UK LEADS, 2-0)

Season	Score	Site
1995:	W, 124-50	at Lexington
2017:	W, 111-76	at Lexington
		at Lexington: UK leads, 2-0

VALPARAISO (UK LEADS, 2-0)

Season	Score	Site
2002:	W, 83-68	at St. Louis (NCAA)
2017:	W, 87-63	at Lexington
		at Lexington: UK leads, 1-0
		at Neutral Sites: UK leads, 1-0
		at St. Louis: UK leads, 1-0



VANDERBILT (UK LEADS, 151-47)

Season	Score	Site
1912:	W, 28-17	at Lexington
	W, 22-18	at Lexington
1913:	L, 24-17	at Lexington
	W, 42-29	at Lexington
1915:	L, 39-34	at Lexington
	W, 36-24	at Lexington
1916:	L, 39-25	at Lexington
	L, 23-20	at Lexington
1919:	L, 36-26	at Lexington
1921:	W, 39-18	at Lexington
1922:	L, 22-12	at Nashville, Tenn.
1924:	W, 33-13	at Lexington
1926:	W, 30-20	at Lexington
1927:	L, 48-32	at Lexington
1928:	W, 43-23	at Lexington
	W, 54-29	at Nashville, Tenn.
1931:	W, 42-37	at Nashville, Tenn.
	W, 43-23	at Lexington
1932:	W, 61-37	at Nashville, Tenn.
	L, 32-31	at Lexington
1933:	W, 40-29	at Nashville, Tenn.
	W, 45-28	at Lexington
1934:	W, 48-26	at Nashville, Tenn.
	W, 47-27	at Lexington
1935:	W, 58-22	at Nashville, Tenn.
	W, 53-19	at Lexington
1936:	L, 33-24	at Nashville, Tenn.
	W, 61-41	at Lexington
1937:	W, 41-26	at Nashville, Tenn.
	W, 51-19	at Lexington
1938:	W, 42-19	at Nashville, Tenn.
	W, 48-24	at Lexington
1939:	W, 51-37	at Nashville, Tenn.
	W, 52-27	at Lexington
1940:	L, 40-32	at Nashville, Tenn.
	W, 43-38	at Lexington
	W, 44-34	at Knoxville, Tenn. (SEC)
1941:	W, 51-50	at Nashville, Tenn.
	W, 58-31	at Lexington
1943:	W, 39-38	at Lexington
	W, 54-43	at Nashville, Tenn.
1946:	W, 59-37	at Nashville, Tenn.
	W, 64-31	at Paducah, Ky.
1947:	W, 82-30	at Nashville, Tenn.
	W, 84-41	at Lexington
	W, 98-29	at Louisville (SEC)
1948:	W, 82-51	at Nashville, Tenn.
	W, 79-43	at Lexington
1949:	W, 72-50	at Nashville, Tenn.
	W, 70-37	at Lexington
1950:	W, 58-54	at Nashville, Tenn.
	W, 70-66	at Lexington
1951:	W, 74-49	at Nashville, Tenn.
	W, 89-57	at Lexington
	L, 61-57	at Louisville (SEC)
1952:	W, 88-51	at Nashville, Tenn.
	W, 75-45	at Lexington
1954:	W, 85-63	at Nashville, Tenn.
	W, 100-64	at Lexington
1955:	W, 75-71	at Nashville, Tenn.
	W, 77-59	at Lexington
1956:	L, 81-73	at Nashville, Tenn.
	W, 76-55	at Lexington
1957:	W, 91-83	at Nashville, Tenn.
	W, 80-65	at Lexington
1958:	W, 86-81	at Nashville, Tenn.
	W, 65-61	at Lexington
1959:	L, 75-66	at Nashville, Tenn.
	W, 83-71	at Lexington
1960:	W, 76-59	at Nashville, Tenn.
	W, 68-60	at Lexington
1961:	L, 64-62	at Nashville, Tenn.

	W, 60-59	at Lexington
	W, 88-67	at Knoxville, Tenn. (SEC)
1962:	W, 77-68	at Nashville, Tenn.
	W, 87-80	at Lexington
1963:	W, 106-82	at Nashville, Tenn.
	L, 69-67	at Lexington
1964:	L, 85-83	at Nashville, Tenn.
	W, 104-73	at Lexington
1965:	L, 97-79	at Lexington
	L, 91-90	at Nashville, Tenn.
1966:	W, 96-83	at Lexington
	W, 105-90	at Nashville, Tenn.
1967:	L, 91-89 ^{OT}	at Lexington
	L, 110-94	at Nashville, Tenn.
1968:	W, 94-78	at Nashville, Tenn.
	W, 85-80	at Lexington
1969:	W, 103-89	at Lexington
	L, 101-99	at Nashville, Tenn.
1970:	L, 89-81	at Nashville, Tenn.
	W, 90-86	at Lexington
1971:	W, 102-92	at Lexington
	W, 119-90	at Nashville, Tenn.
1972:	W, 106-80	at Lexington
	W, 85-80 ^{OT}	at Nashville, Tenn.
1973:	L, 76-75	at Nashville, Tenn.
	L, 83-76	at Lexington
1974:	L, 82-65	at Lexington
	L, 71-69	at Nashville, Tenn.
1975:	W, 91-90	at Nashville, Tenn.
	W, 109-84	at Lexington
1976:	W, 77-76	at Lexington
	L, 69-65	at Nashville, Tenn.
1977:	W, 64-62	at Nashville, Tenn.
	W, 113-73	at Lexington
1978:	W, 72-59	at Lexington
	W, 78-68	at Nashville, Tenn.
1979:	L, 68-58	at Nashville, Tenn.
	W, 96-70	at Lexington
1980:	W, 106-90	at Lexington
	W, 91-73	at Nashville, Tenn.
1981:	W, 78-64	at Nashville, Tenn.
	W, 80-48	at Lexington
	L, 60-55	at Birmingham, Ala. (SEC)
1982:	W, 67-58	at Lexington
	W, 73-69	at Nashville, Tenn.
1983:	W, 82-77	at Nashville, Tenn.
	W, 82-63	at Lexington
1984:	W, 67-46	at Lexington
	W, 58-54	at Nashville, Tenn.
1985:	W, 75-58	at Lexington
	W, 68-62	at Nashville, Tenn.
1986:	W, 80-71	at Nashville, Tenn.
	W, 73-65	at Lexington
	W, 71-65	at Nashville, Tenn.
1987:	W, 65-54	at Lexington
1988:	W, 81-74	at Lexington
	L, 83-66	at Nashville, Tenn.
1989:	W, 70-61	at Lexington
	L, 81-51	at Nashville, Tenn.
	L, 77-63	at Knoxville, Tenn. (SEC)
1990:	L, 92-85	at Nashville, Tenn.
	W, 100-73	at Lexington
1991:	W, 58-50	at Lexington
	L, 98-87	at Nashville, Tenn.
1992:	W, 84-71	at Nashville, Tenn.
	W, 80-56	at Lexington
	W, 76-57	at Birmingham, Ala. (SEC)
1993:	L, 101-86	at Nashville, Tenn.
	W, 82-67	at Lexington
1994:	W, 107-82	at Lexington
	W, 77-69	at Nashville, Tenn.

1995:	W, 81-68	at Lexington
	W, 71-60	at Nashville, Tenn.
1996:	W, 120-81	at Nashville, Tenn.
	W, 101-63	at Lexington
1997:	W, 58-46	at Cincinnati
	W, 82-79	at Nashville, Tenn.
1998:	W, 71-62	at Lexington
	W, 63-61	at Nashville, Tenn.
1999:	W, 73-57	at Nashville, Tenn.
	W, 88-63	at Lexington
2000:	W, 72-52	at Lexington
	W, 81-73 ^{OT}	at Nashville, Tenn.
2001:	W, 86-75	at Lexington
	W, 79-74	at Nashville, Tenn.
2002:	W, 67-59	at Lexington
	L, 86-73	at Nashville, Tenn.
2003:	W, 74-52	at Nashville, Tenn.
	W, 106-44	at Lexington
	W, 81-63	at New Orleans
2004:	W, 75-63	at Lexington
	L, 66-60	at Nashville, Tenn.
2005:	W, 69-54	at Lexington
	W, 84-70	at Nashville, Tenn.
2006:	L, 57-52	at Lexington
	L, 84-81	at Nashville, Tenn.
2007:	L, 72-67	at Lexington
	L, 67-65	at Nashville, Tenn.
2008:	W, 79-73 ^{OT}	at Lexington
	L, 93-52	at Nashville, Tenn.
2009:	W, 70-60	at Lexington
	L, 77-64	at Nashville, Tenn.
2010:	W, 85-72	at Lexington
	W, 58-56	at Nashville, Tenn.
2011:	L, 77-81	at Nashville, Tenn.
	W, 68-66	at Lexington
2012:	W, 69-63	at Nashville, Tenn.
	W, 83-74	at Lexington
	L, 71-64	at New Orleans
2013:	W, 60-58	at Nashville, Tenn.
	W, 74-70	at Lexington
	L, 64-48	at Nashville, Tenn.
2014:	W, 71-62	at Nashville, Tenn.
2015:	W, 65-57	at Lexington
2016:	W, 76-57	at Lexington
	L, 74-62	at Nashville, Tenn.
2017:	W, 87-81	at Nashville, Tenn.
	W, 73-67	at Lexington
2018:	W, 74-67	at Nashville, Tenn.
	W, 83-81 ^{OT}	at Lexington
2019:	W, 56-47	at Lexington
	W, 87-52	at Nashville, Tenn.
2020:	W, 71-62	at Lexington
	W, 78-64	at Nashville, Tenn.
2021:	W, 77-74	at Lexington
	W, 82-78	at Nashville, Tenn.

*at Lexington: UK leads, 84-14
at Nashville, Tenn.: UK leads, 1-0
at Neutral Sites: UK leads, 7-4
at Birmingham, Ala.: Tied, 1-1
at Cincinnati: UK leads, 1-0
at Knoxville, Tenn.: UK leads, 2-1
at Louisville: Tied, 1-1
at New Orleans: Tied, 1-1
at Paducah, Ky.: UK leads, 1-0*

VERMONT (UK LEADS, 1-0)

Season	Score	Site
2018:	W, 73-69	at Lexington

at Lexington: UK leads, 1-0

VERNON, IND. (UK LEADS, 1-0)

Season	Score	Site
1906:	W, 34-14	at Vernon, Ind.

at Vernon, Ind.: UK leads, 1-0

**VILLANOVA (UK LEADS, 6-0)**

Season	Score	Site
1949:	W, 85-72	at New York (NCAA)
1950:	W, 57-56 ^{OT}	at New Orleans (Sugar)
1983:	W, 93-79	at Lexington
1997:	W, 93-56	at Lexington
1998:	W, 79-63	at Philadelphia
2007:	W, 67-58	at Chicago (NCAA)

at Lexington: UK leads, 2-0

at Philadelphia: UK leads, 1-0

at Neutral Sites: UK leads, 4-0

at Chicago: UK leads, 1-0

at New Orleans: UK leads, 1-0

at New York: UK leads, 1-0

*As part of sanctions imposed upon the UK basketball program in 1989, the NCAA ordered Kentucky to erase from the record three NCAA tournament games from the 1987-88 season. Kentucky's 99-84 win over Southern, a 90-81 win over Maryland and an 80-74 loss to Villanova have been deleted from the records.

VIRGINIA (UK LEADS, 6-3)

Season	Score	Site
1914:	L, 39-23	at Charlottesville, Va.
1922:	L, 32-30 ^{OT}	at Charlottesville, Va.
1924:	W, 29-16	at Lexington
1928:	W, 31-28	at Charlottesville, Va.
1962:	W, 93-73	at Lexington
1964:	W, 75-64	at Lexington
1966:	W, 99-73	at Charlottesville, Va.
1967:	W, 104-84	at Lexington
2003:	L, 75-61	at Maui, Hawaii

at Lexington: UK leads, 4-0

at Charlottesville, Va.: Tied, 2-2

at Neutral Sites: UVa leads, 1-0

at Maui, Hawaii: UVa leads, 1-0

VIRGINIA TECH (UK LEADS, 4-1)

Season	Score	Site
1924:	W, 36-14	at Lexington
1956:	W, 56-55	at New Orleans (Sugar)
1963:	L, 80-77	at Lexington
1996:	W, 84-60	at Dallas (NCAA)
2018:	W, 93-86	at Lexington

at Lexington: UK leads, 2-1

at Neutral Sites: UK leads, 2-0

at Dallas: UK leads, 1-0

at New Orleans: UK leads, 1-0

VMI (UK LEADS, 6-3)

Season	Score	Site
1915:	L, 32-18	at Lexington, Va.
1922:	L, 37-32	at Lexington, Va.
1926:	W, 32-25	at Atlanta (So.Con.)
1961:	W, 72-56	at Lexington, Ky.
1977:	W, 93-78	at College Park, Md. (NCAA)
1986:	W, 95-55	at Louisville
2002:	W, 99-57	at Lexington, Ky.
2009:	L, 111-103	at Lexington, Ky.
2019:	W, 92-82	at Lexington, Ky.

at Lexington, Ky.: UK leads, 3-1

at Lexington, Va.: VMI leads, 2-0

at Neutral Sites: UK leads, 3-0

at Atlanta: UK leads, 1-0

at College Park, Md.: UK leads, 1-0

at Louisville: UK leads, 1-0

WABASH (TIED, 1-1)

Season	Score	Site
1925:	L, 57-10	at Crawfordsville, Ind.
1947:	W, 96-24	at Lexington

at Lexington: UK leads, 1-0

at Crawfordsville, Ind.: WC leads, 1-0

WAKE FOREST (UK LEADS, 5-0)

Season	Score	Site
1953:	W, 101-69	at Lexington
1964:	W, 98-75	at Lexington (UKIT)
1993:	W, 103-69	at Charlotte, N.C. (NCAA)
1996:	W, 83-63	at Minneapolis (NCAA)
2010:	W, 90-60	at New Orleans (NCAA)

at Lexington: UK leads, 2-0

at Neutral Sites: UK leads, 3-0

at Charlotte, N.C.: UK leads, 1-0

at Minneapolis: UK leads, 1-0

at New Orleans: UK leads, 1-0

WASHINGTON (UK LEADS, 2-0)

Season	Score	Site
1985:	W, 66-58	at Salt Lake City (NCAA)
2011:	W, 74-67	at Maui, Hawaii

at Neutral Sites: UK leads, 2-0

at Maui, Hawaii: UK leads, 1-0

at Salt Lake City: UK leads, 1-0

WASHINGTON & LEE (UK LEADS, 12-1)

Season	Score	Site
1922:	W, 21-20	at Lexington, Va.
1926:	W, 28-22	at Lexington, Ky.
1927:	W, 44-34	at Lexington, Ky.
1927:	L, 36-34	at Lexington, Ky.
1928:	W, 34-28	at Lexington, Ky.
1929:	W, 31-30	at Lexington, Ky.
1930:	W, 28-26 ^{OT}	at Lexington, Ky.
1931:	W, 23-18	at Lexington, Ky.
1932:	W, 48-28	at Lexington, Ky.
1939:	W, 67-47	at Lexington, Ky.
1942:	W, 62-32	at Lexington, Ky.
1952:	W, 96-46	at Lexington, Ky.
1957:	W, 94-66	at Lexington, Ky.

at Lexington, Ky.: UK leads, 11-1

at Lexington, Va.: UK leads, 1-0

WASHINGTON STATE (UK LEADS, 1-0)

Season	Score	Site
1975:	W, 97-75	at Lexington (UKIT)

at Lexington: UK leads, 1-0

WASHINGTON UNIVERSITY OF ST. LOUIS (UK LEADS, 2-0)

Season	Score	Site
1943:	W, 45-38	at Lexington
1948:	W, 69-39	at Memphis, Tenn.

at Lexington: UK leads, 1-0

at Neutral Sites: UK leads, 1-0

at Memphis, Tenn.: UK leads, 1-0

WAYNE (UK LEADS, 1-0)

Season	Score	Site
1956:	W, 84-64	at Iowa City, Iowa (NCAA)

at Neutral Sites: UK leads, 1-0

at Iowa City, Iowa: UK leads, 1-0

WESTERN CAROLINA (UK LEADS, 2-0)

Season	Score	Site
1989:	W, 78-60	at Lexington
1997:	W, 82-55	at Lexington

at Lexington: UK leads, 2-0

WESTERN KENTUCKY (UK LEADS, 4-2)

Season	Score	Site
1971:	L, 107-83	at Athens, Ga. (NCAA)
1986:	W, 71-64	at Charlotte, N.C. (NCAA)
1991:	W, 84-70	at Louisville, Ky.
1992:	W, 93-83	at Lexington
2002:	L, 64-52	at Lexington
2012:	W, 81-66	at Louisville, Ky. (NCAA)

at Lexington: Tied, 1-1

at Neutral Sites: UK leads, 2-1

at Athens, Ga.: WKU leads, 1-0

at Charlotte, N.C.: UK leads, 1-0

at Louisville, Ky.: UK leads, 2-0

WESTERN ONTARIO (UK LEADS, 4-0)

Season	Score	Site
1946:	W, 51-42	at Lexington
	W, 71-28	at Lexington
1948:	W, 98-41	at Lexington
1950:	W, 90-18	at Lexington

at Lexington: UK leads, 4-0

WEST TEXAS STATE (UK LEADS, 2-0)

Season	Score	Site
1951:	W, 73-43	at Lexington
1979:	W, 121-67	at Lexington

at Lexington: UK leads, 2-0

WEST VIRGINIA (UK LEADS, 16-5)

Season	Score	Site
1924:	W, 24-21	at Lexington
1925:	W, 29-19	at Lexington
1927:	W, 44-26	at Lexington
1940:	L, 47-38	at Lexington
1941:	W, 46-34	at Lexington
	L, 56-43	at Morgantown, W.Va.
1946:	W, 59-51	at New York (NIT)
1958:	L, 77-70	at Lexington (UKIT)
1959:	W, 97-91	at Lexington (UKIT)
1960:	L, 79-70	at Lexington (UKIT)
1963:	W, 79-75	at Lexington (UKIT)
1965:	W, 102-78	at Lexington (UKIT)
1970:	W, 106-87	at Lexington
1971:	W, 106-100	at Morgantown, W.Va.
1992:	W, 106-80	at Lexington
2006:	W, 80-66	at Kansas City, Mo.
2009:	W, 54-43	at Las Vegas
2010:	L, 73-66	at Syracuse, N.Y. (NCAA)
2011:	W, 71-63	at Tampa, Fla. (NCAA)
2015:	W, 78-39	at Cleveland (NCAA)
2018:	W, 83-76	at Morgantown, W.Va.

at Lexington: UK leads, 9-3

at Morgantown, W.Va.: UK leads 2-1

at Neutral Sites: UK leads, 5-1

at Cleveland: UK leads, 1-0

at Kansas City, Mo.: UK leads, 1-0

at Las Vegas: UK leads, 1-0

at New York: UK leads, 1-0

at Syracuse, N.Y.: WV leads, 1-0

at Tampa, Fla.: UK leads, 1-0

WICHITA STATE (UK LEADS, 2-0)

Season	Score	Site
2014:	W, 78-76	St. Louis (NCAA)
2017:	W, 65-62	Indianapolis (NCAA)

at Neutral Sites: UK leads, 2-0

at Indianapolis: UK leads, 1-0

at St. Louis: UK leads, 1-0

WILLIAM & MARY (UK LEADS, 1-0)

Season	Score	Site
2005:	W, 92-47	at Lexington

at Lexington: UK leads, 1-0

**WINTHROP (UK LEADS, 3-0)**

Season	Score	Site
2004:	W, 65-44	at Lexington
2011:	W, 89-52	at Lexington
2019:	W, 87-74	at Lexington

at Lexington: UK leads, 3-0

WISCONSIN (UK LEADS, 4-2)

Season	Score	Site
1963:	W, 108-85	at Lexington (UKIT)
1969:	L, 69-65	at Chicago
1977:	W, 72-64	at Lexington
2003:	W, 63-57	at Minneapolis (NCAA)
2014:	W, 74-73	at Arlington, Texas (NCAA)
2015:	L, 71-64	at Indianapolis (NCAA)

at Lexington: UK leads, 2-0
at Neutral Sites: Tied, 2-2
at Arlington, Texas: UK leads, 1-0
at Chicago: UW leads, 1-0
at Indianapolis: UW leads, 1-0
at Minneapolis: UK leads, 1-0

WISCONSIN-GREEN BAY (UK LEADS, 1-0)

Season	Score	Site
1996:	W, 74-62	at Lexington

at Lexington: UK leads, 1-0

WOFFORD (UK LEADS, 1-0)

Season	Score	Site
2019:	W, 62-56	at Jacksonville, Fla.

at Neutral Sites: UK leads, 1-0
at Jacksonville, Fla.: UK leads, 1-0

WRIGHT FIELD (UK LEADS, 1-0)

Season	Score	Site
1944:	W, 61-28	at Lexington

at Lexington: UK leads, 1-0

WRIGHT STATE (UK LEADS, 4-0)

Season	Score	Site
1993:	W, 81-65	at Lexington
1997:	W, 90-62	at Lexington
1999:	W, 97-75	at Cincinnati
2016:	W, 78-63	at Lexington

at Lexington: UK leads, 3-0
at Neutral Sites: UK leads, 1-0
at Cincinnati: UK leads, 1-0

WYOMING (UK LEADS, 2-0)

Season	Score	Site
1945:	W, 50-46	at Buffalo, N.Y.
1984:	W, 66-40	at Lexington (UKIT)

at Lexington: UK leads, 1-0
at Neutral Sites: UK leads, 1-0
at Buffalo, N.Y.: UK leads, 1-0

XAVIER (UK LEADS, 37-2)

Season	Score	Site
1935:	W, 40-27	at Cincinnati
	W, 46-29	at Lexington
1936:	W, 36-32	at Cincinnati
	W, 49-40	at Lexington
1937:	W, 34-28 ^{OT}	at Cincinnati
	W, 23-15	at Lexington
1938:	L, 39-32	at Cincinnati
	W, 45-29	at Lexington
1939:	W, 41-31	at Cincinnati
	W, 43-23	at Lexington
1940:	W, 42-41	at Cincinnati
	W, 37-29	at Lexington
1941:	W, 48-43	at Cincinnati
	L, 49-44	at Lexington
1942:	W, 40-39	at Cincinnati
	W, 44-36	at Lexington

1943:	W, 43-38	at Lexington
	W, 48-36	at Lexington
1946:	W, 62-36	at Cincinnati
	W, 83-40	at Lexington
1947:	W, 71-34	at Lexington
	W, 58-31	at Cincinnati
1948:	W, 79-37	at Lexington
	W, 59-37	at Cincinnati
1949:	W, 96-50	at Lexington
	W, 51-40	at Cincinnati
1950:	W, 58-47	at Cincinnati
	W, 58-53	at Lexington
1951:	W, 67-56	at Cincinnati
	W, 78-51	at Lexington
1952:	W, 97-72	at Cincinnati
	W, 83-50	at Lexington
1954:	W, 81-66	at Cincinnati
	W, 77-71	at Lexington
1955:	W, 73-69	at Cincinnati
	W, 66-55	at Lexington
1963:	W, 90-76	at Lexington
1968:	W, 111-76	at Lexington
1969:	W, 115-77	at Lexington

at Lexington: UK leads, 21-1
at Cincinnati: UK leads, 16-1

YALE (UK LEADS, 1-0)

Season	Score	Site
1962:	W, 79-58	at Lexington

at Lexington: UK leads, 1-0



SEC CREDENTIAL POLICY

By accepting or using a media credential (“Credential”) for access to any game or athletic contest sponsored or hosted

by the Southeastern Conference (the “SEC”) or by any one or more of its member institutions (herein an “Event” or the “Events”) each person and entity issued such a Credential (herein referred to, along with the employer of each such person, collectively as a “Bearer”) agrees to the following terms and conditions:

GENERAL

Each Bearer must be and hereby represents that he or she is acting on a specific assignment for an accredited media agency and has a legitimate working function in connection with the Event attended. The Credential is not transferable and may be revoked at any time.

The rights and privileges granted to Bearer may be terminated if any term or condition for use of the Credential is breached. The unauthorized use of the Credential subjects the Bearer to ejection from the Event.

While within the Event venue, Bearer shall, at all times, adhere to the policies in place for the Event, abide by and respect access limitations, and accept and follow directions provided by the SEC or the SEC member institution(s) hosting the Event.

Bearer assumes all risks incidental to the performance by the Bearer of Bearer’s services in connection with the Event and assumes all risks incidental to each Event, whether occurring before, during or after the actual playing of the Event, and agrees that the SEC, its member institutions, and their respective agents, employees, directors, officers, student-athletes, coaches, and contractors shall not be liable for bodily injury, property damage or theft losses suffered or incurred by Bearer at the Event. Bearer understands that sports contests are physical, and that in the normal course of play it is possible for balls, players, or other objects to leave the court, track, course, or field of play and impact spectators. Bearer hereby waives and releases any and all Claims (as defined below) against the SEC and its member institutions arising directly or indirectly from any such injury, including those attributable to their negligence or that of their agents.

In the event that the name or likeness of Bearer is included in any broadcast, telecast, photograph, film, video or other media taken in connection with any Event, Bearer grants the SEC (or, if the media is controlled by a SEC member, grants such SEC member) the nonexclusive, transferable, perpetual right and license to use (and to sub-license the use of) such name and likeness in any media worldwide whether now known or thereafter devised.

Bearer agrees to indemnify and save harmless the SEC, its member institutions, and their respective agents, employees, directors, officers, student-athletes, coaches, and contractors, of and from any and all claims, liabilities, demands and causes of action asserted by persons and entities other than the SEC and its member institutions (jointly “Claims”) arising out of any act or omission, or anything done or purported to have been done, by Bearer, including but not limited to Claims arising from Bearer’s breach of any term or condition hereof. With respect to any Claim that might give rise to liability of the Bearer as an indemnitor, the indemnified party shall: (a) have the right to fully participate in the litigation of such claim with counsel selected by the indemnified party at the sole expense of the Bearer, and (b) not be obligated, without its consent, to participate in any settlement of such Claim.

SEC REAL-TIME INTERNET POLICY

By acceptance and use of an SEC media credential, the holder agrees to the following conditions for any and all athletic events hosted by the SEC and its member institutions:

1. The SEC and its member institutions grant a media organization a limited license to use certain gathered information on the media organization’s own Internet or online site beginning at the start of an athletic event and up to the conclusion of such event, all subject to the following limitations and conditions:
 - (a) No more than 10 still photographs may be used for news coverage of the game and other editorial purposes during the event.
 - (b) Video tape may only be shown as part of a single, non-archived, online “simulcast” of a television station’s regularly-scheduled news program.
 - (c) While a game is in progress, the use of textual statistical information is time-delayed and limited in amount (e.g., updates pertaining to score,



injuries and national, conference or institutional record-breaking performances, a condensed halftime story) so that an organization’s Internet or online game coverage does not undercut the authorized and rights-paying fee organization’s rights to play-by-play accounts of the game and/or exclusivity as to such rights.

2. Any proposed media use on an Internet or on-line sight of the game information that is more detailed and/or more than described above will require separate written authorization by the SEC and/or its member institutions. However, such written authorization will not permit the use of game information in entertainment contexts and will not authorize game coverage that, due to immediacy or detail, constitutes or approaches a play-by-play account of a game.
3. Should any of these conditions be breached, the SEC and/or its member institutions will issue a written warning for the first violation. If this violation occurs during the last game of the institutions’ regularly-scheduled season, the media organization may not be credentialed for the SEC Tournament. A second violation of this policy will result in revocation of credentials to cover future basketball games hosted by the SEC and/or its member institutions.



CREDENTIAL REQUESTS

The University of Kentucky Athletics Communications and Public Relations department is operating under guidance from the U.S. Basketball Writers Association, College Sports

Information Directors of America, the Southeastern Conference, the NCAA, and federal, state and local public health officials to host a safe and healthy men’s basketball operation at Rupp Arena for the 2021-22 season during the continuation of the COVID-19 pandemic.

All credentials will be issued on a single-game basis only. Season credentials will not be issued. Media outlets must apply for credentials on a single-game basis.

Requests should only be submitted by outlets that require media row access and seating to cover the Kentucky men’s basketball team. Due to local/federal requirements, press seating for the 2021-22 season will remain reduced and it will be impossible to fulfill all credential requests. The UKACPR staff is working diligently to make covering the UK men’s basketball team in-person and virtually as safe and as easy as

possible.

The window to apply for credentials for games will open two weeks prior to the designated closure date. Credential requests will close five days prior to the game to allow time for UKACPR to process requests, determine available space, and distribute essential game-day materials as quickly as possible.

Media credential requests will only be accepted through Sports Systems at SportsSystems.com/Kentucky.

Credential requests should come from the sports editors/directors of your media outlet only. Once the sports editor/director has entered their information, you will click the button to add a request for any staff member that desires to cover a specific game.

You will then return to the system as game requests open to request additional games for your staff by clicking the + sign on the main credential page for the game desired.

Once you have entered a request, you will be sent an email with information on how to check the status of your request and modify that request. You must use this link to re-enter the system to modify your request or to enter requests for future games during that application window.

Questions in regards to the application process can be made to Stephanie Guy, UKACPR office coordinator, at 859.257.3838 or stephanie.guy@uky.edu.

CREDENTIAL CRITERIA

The University of Kentucky’s decision to issue credentials to a media outlet for the purposes of covering a UK men’s basketball home or away event is determined by a variety of factors:

- Priority is given to outlets based on circulation size/household reach/unique site visitors (please visit UKathletics.com for more information)
- Additional consideration is based on amount of original content generated, number of full-time employees of the outlet, length of existence of the outlet and the journalist experience of the reporter(s)
- Attendance at Kentucky media sessions, including Olympic sport opportunities and the intention/ability to cover all 22 sports at Kentucky both at home and on the road, also is considered

- Professionalism, which includes is not limited to conduct at games, press conferences, practices, on social media, etc.

Being granted credentials at another institution/event does not equate to meeting the criteria for the University of Kentucky. Being granted credentials for one UK event does not guarantee approval for other UK events. The University of Kentucky has the right to deny or revoke credentials under its own discretion. Credentialing also is dependent on space availability.

UK ATHLETICS MEDIA RIGHTS/USAGE GUIDELINES FOR SEC CONTROLLED CONTESTS/EVENTS

For contests/events in which media rights are controlled by the Southeastern Conference, rights begin at the beginning of the contest/event, or the scheduled beginning of a telecast, until the end of the contest/event.

SEC guidelines and usage rights for credentialed media are outlined in the previous sections.

PREGAME/EVENT

- UK Athletics grants media rights for pregame/event activities to its rights holder, JMI Sports
- Live broadcasting by credentialed media, including digital and social media streaming, is not permitted from within the facility (i.e., within the entry points of Kroger Field, Rupp Arena or other facility) without prior permission from UK Athletics and JMI Sports
- Exception – television stations may do a “live shot,” not to exceed three minutes in length, prior to contest/event. A live shot must be completed no later than 30 minutes prior to the beginning of SEC control of the contest/event. Live shots will not be permitted pregame on the floor this season at Rupp Arena

UK ATHLETICS GUIDELINES FOR EVENTS AND MEDIA ACTIVITIES WHEN RIGHTS NOT CONTROLLED OR SELECTED BY SEC

- Includes but not limited to: Fan Days, Big Blue Madness, CATSPYS, Hall of Fame induction ceremony, Pro Days, open practices etc.
- Media may use up to three minutes of video or audio for coverage
- For use above the three-minute limit, media entity must contact UK Athletics and JMI Sports for approval
- Live broadcasting, including digital and so-

cial media streaming, is not permitted from these events without prior permission from UK Athletics and JMI Sports

- Branded or sponsored media content of these events/activities is not permitted without approval from JMI Sports

ADDITIONAL GENERAL GUIDELINES

- For usage of video/audio from UK Sports Network television and radio programs produced by JMI Sports (example: coaches’ radio shows), contact JMI for approval
- For usage of content from CoachCal.com, contact JMI for approval
- Remote shows from UK Athletics facilities must be approved in advance by UK Athletics and JMI Sports
- Production of documentaries or other long-form programming from UK Athletics facilities must be approved by UK Athletics and JMI Sports
- “Ticket giveaways” or other promotional use of tickets is not permitted
- Giveaways of promotional items at UK Athletics events is not permitted without prior approval from UK Athletics and JMI Sports
- Authorized use of UK Athletics, UK Sports Network and/or CoachCal.com content must be properly credited

Failure to comply with these guidelines may result in the loss of credential access and privileges.



RADIO/TV RIGHTS

Broadcasting rights to UK games are assigned exclusively to the UK Sports Network. One reciprocal rights fee waiver is guaranteed opponent schools visiting Lexington. Contact Brad Tucker

at tucker@jmisports.com.

GENERAL INTERVIEW POLICIES

All interviews with University of Kentucky men’s basketball players or staff members that do not qualify as a Name, Image, Likeness opportunity must be arranged through the UK Athletics Communications and Public Relations office. Media should never contact a player, coach or staff member directly for non-NIL requests.

The Wildcat Coal Lodge, dormitories, team locker room and other team quarters are private team areas. Media members are not permitted in these areas unless accompanied by appropriate university personnel.

If you wish to contact a player for a NIL opportunity,



please review UK Athletics' NIL policies at UKathletics.com/NIL.

PRACTICE

Other than announced exceptions, Kentucky basketball practices are closed to the media. UK will accept requests to attend practice.

All requests must be made 48 hours prior to practice. In cases in which practices are open to the media, cell phones must be turned on silent or vibrate while in the practice.

PREGAME MEDIA OPPORTUNITIES

Pregame media opportunities are usually conducted prior to practices the day before a game with head coach John Calipari or an assistant coach and two players.

The pregame media opportunities will generally be in-person at the Joe Craft Center, but, as COVID-19 health and safety precautions and other factors warrant, could be conducted virtually via Zoom.

The UK Athletics Communications and Public Relations office will provide at least 24 hours notice for each media opportunity, although scheduling adjustments can be made as necessary.

Media will be permitted to record the press conferences that are conducted virtually. UKACPR will also record all virtual press conferences and make available to the media. Additional information on how to access the recordings is below.

UKACPR will accept requests for player interviews for pregame media opportunities but they must be submitted 24 hours prior to the scheduled availability via email to UKACPR contacts Eric Lindsey (eric.lindsey@uky.edu) or Deb Moore (deb.moore@uky.edu).

POSTGAME MEDIA OPPORTUNITIES

Postgame interviews for Kentucky at home will be conducted in-person in the media room. As COVID-19 health and safety precautions and other factors warrant, the home team media opportunity is subject to change and could be transitioned to virtual opportunities via Zoom.

Per Southeastern Conference recommendations, the visiting team will conduct all postgame press conference virtually only.

For virtual press conference information, please email UK Athletics Communications and Public Re-

lations contacts Eric Lindsey (eric.lindsey@uky.edu) or Deb Moore (deb.moore@uky.edu).

Both team's press conferences can begin as early as 10 minutes following the conclusion of the game. Press conferences could happen simultaneously.

At home games, Kentucky head coach John Calipari will conduct his postgame press conference in the media room while a player is taken to the UK Sports Network.

Following Coach Calipari's press conference, selected UK players are brought to the media interview room. No one-on-one interviews will be conducted postgame. Requests for such interviews should be made to the UKACPR office.

Media will be permitted to record postgame press conferences. UKACPR will also record all press conferences and make available to the media. Additional information on how to access the recordings is below.

UKACPR will also accept requests for postgame media interviews. Requests must be submitted via email by the final media timeout (the under-four timeout) of the game to Lindsey or Moore.



TELEPHONE/VIRTUAL INTERVIEWS

Exclusive telephone and virtual interviews are available to the media on a call-back basis. Individual player and coach telephone numbers will not be given to members of the media.

Players and coaches are instructed not to conduct interviews when contacted directly by telephone. The UK Athletics Communications and Public Relations office will arrange for telephone and virtual interviews at a time most convenient for the student-athlete.

Other special requests are handled on a case-by-case basis.

UKATHLETICS.COM

The official website for University of Kentucky Athletics is updated 24 hours before each game with the latest game notes and quotes from Coach John Calipari and selected players.

Following each game, the site will post a game box score with summary, postgame quotes and notes from all games and updated season statistics.

GAMEDAY MEDIA SERVICES

HEALTH AND SAFETY PROTOCOLS

Following University of Kentucky health and safety policies, masks will be required inside of Rupp Arena regardless of an individual's vaccination status. Failure to follow masking requirements will result in the revocation of credentials.

MEDIA PARKING

Parking at Rupp Arena will be available in the Maxwell lot, which is accessible through gate 3 located on Maxwell Street. Requests should be made when submitting credential requests.

Credentialed media will be put on a list and granted access to park. Parking spot will be guaranteed up to one hour prior to tipoff. Parking will be \$20 per game and cash is accepted. The lot can be accessed from gate two of High Street and it opens three hours before tipoff.

Season parking passes will not be issued this season.

MEDIA WILL CALL

Media will call at Rupp Arena is located at the west concourse entrance of Rupp Arena off High Street. Credentials are not available at the public will call window and will not be mailed. Will call will open 2.5 hours prior to the start of the game.

MEDIA SERVICES

The University of Kentucky uses a computerized statistics system. Working media will receive the following digitally (no printed materials):

- Game notes
- Halftime statistics
- Final box score
- Complete play-by-play
- Shot charts
- Coach and player quotes
- Postgame notes
- Select photos and video melt

The UK Athletics Communications and Public Relations staff will set up a media-only website page that will contain the above materials and additional media information. Please contact Eric Lindsey or Deb Moore for access to the website.

MEDIA WORK AREA

With media members' safety and health concerns in mind during the COVID-19 pandemic, media members will be asked to work from their seats before, during and after the game at Rupp Arena.

Media members will be permitted to come down to event level for postgame interviews via the elevators or through stair access through the stands. For those using the stairs, media members must access the postgame press conference area through the tunnels below sections 11 and 19 (opposite of team benches).

PHOTO WORK ROOM

A photo work room is available on the second floor beneath section 28 and can be accessed through the floor exit through the tunnels underneath sections 11 and 19. It is available for use by photographers only.

TELEVISION LIVE SHOTS

Television stations will be permitted to do stand-up live shots with specific restrictions with the health and safety of the team, fans and media in mind.

Television stations may do stand-up shots with masks on in the concourse area only in the one-hour window of media will call opening (2.5 hours prior to the game) and gates opening for all patrons (1.5 hours prior to the game). When doors open for the fans, media will no longer be permitted to do stand-ups.

For postgame stand-ups, media will not be permitted anywhere on the floor until no earlier than 30 minutes after the final buzzer. For media utilizing the floor, you will only be permitted to shoot on the floor for 15 minutes from the time you enter the event level. Masks are required for those stand-up hits, as they are for the entire arena.

Failure to adhere to the guidelines will result in the immediate revocation of credentials.

MEDIA SEATING

Media seating for print and TV will be available in the press box area on the concourse in front of sections 212-15 and 230-233.

The UK Athletics Communications and Public Relations office will assign seats for each game. The seating chart will be emailed to credentialed media prior to the game and available in media access areas.

PHOTO SEATING

The photo zones are appropriately marked on the Rupp Arena floor on both baselines. Photo/video spots are assigned.

Photographers and videographers are to remain in their assigned spots and must remain six feet outside of the team bench areas. Because of safety



concerns, no shooting is allowed on either sideline. Due to the amount of space, photo credentials will be limited. Additional one-person areas will

also be available in front of the stairwells to the press box in sections 214, 231 and 232.

Photographers and videographers who are granted floor access may only enter on to the floor via the tunnels underneath sections 11 and 19 (opposite of team benches).

Prior to moving or installing any cables around the basketball floor and/or in the seating area, including cable trays or otherwise, please coordinate your efforts with the Lexington Center/Rupp Arena technical staff.

Professional DSLR still cameras and video cameras are required to shoot from the floor. No point-and-shoot still cameras or flip video cameras will be allowed on the floor. Please have rubber/non-scratch pads under stools to avoid scratching the Rupp Arena floor. Per NCAA regulations, stools shall not exceed nine inches in height.

See UK Athletics photographer Chet White at the site for technical assistance.

ACCESSING PHOTOS/VIDEO

With limited space for photographers and videographers at Rupp Arena, select game images and video melts from UK Athletics photographers and videographers will be made available for home games for the media to use.

Photos will be available following the game at UK's Photoshelter website, bit.ly/UKMBB_Photo_2021-22, and at the Southeastern Conference media portal. Media members must contact the UK Athletics Communications and Public Relations office for the password to the Photoshelter website. Anyone needing a log-in to the SEC media portal should email licensing@xosdigital.com.

Video melts for all conference games will be provided postgame at vimeo.com/showcase/kentuckyymbb2022 and at the Southeastern Conference media portal. Melts are available for nonconference games by request.

Media will also be able to use the SEC media portal, Photoshelter and Vimeo for away game images and video.

All pre- and postgame media opportunities with the general media will also be available on the Vimeo website and the SEC media portal.

Stock images and logos are available on UK's Photoshelter website.

For additional photo and video needs, please contact the UKACPR office.



WIRELESS INTERNET

UK provides media members with complimentary wireless password-protected Internet access at Rupp Arena. Contact a UK Athletics Communications and Public Relations staff member for details.

The public wifi available to patrons may also be used.

GAMEDAY LIVE STATS

Live in-game stats will be provided at the web address <http://Kentucky.StatBroadcast.com>. A password is required. This is for media use only and the Stat Broadcast link and password should not be publicized.