

KENTUCKY

WOMEN'S BASKETBALL®



Kentucky Wildcats vs. Florida Gators

January 20 - 7 p.m. ET - SEC Network

Memorial Coliseum (8,000) - Lexington, Ky.

UK Athletics Communication and Public Relations · (859) 257-3838 · www.UKathletics.com
Evan Crane (wesley.crane@uky.edu) and Sommer Thomas (sommer.thomas@uky.edu)

TV - SEC Network

PBP: Eric Frede
Analyst: Tamika Catchings

Radio - UK Sports Network

PBP: Darren Headrick
630 AM (Lexington)

Live Stats

kentucky.statbroadcast.com
Password: mediaaccess2021
(home games only)

Tickets (home games)

UKathleticstix.com
Reserved - \$10
General Admission - \$8
Kids/Seniors - \$5

Follow the Cats

Twitter: @KentuckyWBB
Instagram: @KentuckyWBB
Facebook: /KentuckyWBB

2021-22 KENTUCKY WBB SCHEDULE

November 2021

4	LEE UNIVERSITY [EXH]		W, 95-51
9	PRESBYTERIAN	SEC Network+	W, 81-53
11	NORTH ALABAMA	SEC Network+	W, 98-56
14	at #8/7 Indiana	ESPN	L, 88-67
21	WINTHROP	SEC Network+	W, 92-47
27	LA SALLE	SEC Network+	W, 74-52

December 2021

1	RV/RV WEST VIRGINIA [^]	SEC Network+	W, 83-60
5	MERRIMACK COLLEGE	SEC Network+	W, 90-56
9	RV/NR DEPAUL%	SEC Network	L, 94-85
12	at #7/5 Louisville&	ESPN	L, 64-58
17	MORGAN STATE	SEC Network+	PPD
19	USC UPSTATE	SEC Network+	W, 67-44

January 2022

6	#15/14 GEORGIA*	SEC Network+	W, 84-76
9	at #1/1 South Carolina*	ESPN	L, 74-54
13	MISSISSIPPI STATE*	SEC Network+	PPD
16	at #5/6 Tennessee*	ESPN	L, 84-58
20	FLORIDA*	SEC Network	7 p.m.
23	OLE MISS*%	SEC Network	Noon
25	at Auburn*	SEC Network+	8 p.m.
27	at Vanderbilt*	TBD	8 p.m.
30	at LSU*	SEC Network	2 p.m.

February 2022

6	TEXAS A&M*	ESPN2	Noon
10	SOUTH CAROLINA*	ESPN	7 p.m.
13	at Alabama*	SEC Network	2 p.m.
17	VANDERBILT*	SEC Network+	7 p.m.
20	at Arkansas*	SEC Network	2 p.m.
24	at Missouri*	SEC Network+	8 p.m.
27	AUBURN*	SEC Network	4 p.m.

March/April 2022

2-6	SEC Tournament (N1)	SECN/ESPN	TBD
18-21	NCAA 1st & 2nd Rounds (N2)	ESPN	TBD
25-28	NCAA Regionals (N3)	ESPN	TBD
1 & 3	NCAA Final Four (N4)	ESPN	TBD

* denotes SEC game; ^ denotes SEC/Big 12 Challenge; & denotes ESPN Jimmy V Classic; game times are EASTERN STANDARD TIME and subject to change due to TV selection; All home games are BOLD/ALL CAPS and will be played at Memorial Coliseum unless noted; % denotes game played at Rupp Arena; N1 – SEC Tournament – Nashville, Tennessee (Bridgestone Arena); N2 – NCAA First & Second Rounds – TBD; N3 – NCAA Regionals – Bridgeport, Connecticut (Webster Bank Arena), Greensboro, North Carolina (Greensboro Coliseum), Spokane, Washington (Spokane Veterans Memorial Arena), Wichita, Kansas (Intrust Bank Arena); N4 – NCAA Final Four – Minneapolis, Minnesota (Target Center)



Record: 8-5, 1-2 SEC
Home: 8-1 | **Away:** 0-4 | **Neutral:** 0-0
Ranking: 23 (AP)/22 (Coaches)
Last Game: L, 84-58 at #5 Tennessee (1/16)
Head Coach: Kyra Elzy
Alma Mater: Tennessee, 1999/2001
Overall: 26-14 (.650) (2nd season)
at UK: 26-14 (.650) (2nd season)



Record: 13-5, 3-2 SEC
Home: 7-2 | **Away:** 3-2 | **Neutral:** 3-1
Ranking: not ranked
Last Game: W, 85-77 at Alabama (1/16)
Interim Head Coach: Kelly Rae Finley
Alma Mater: Colorado State, '08
Overall: 13-5 (.722) (First season)
at UF: 13-5 (.722) (First season)

QUICK NOTES

- Kentucky is in its 48th season with a 871-562 (.608) all-time record.
- UK earned its best win of the season vs. #15 Georgia on Jan. 6. The Wildcats are the only team this season to score 84+ points vs. UGA while its 48 point points was the most UGA has allowed this year.
- Due to injuries and health and safety protocols, Jan. 6 was the first time the entire UK squad has been on the floor together since Dec. 18. UK has had three games postponed due to COVID protocols.
- Rhyne Howard and Dre'una Edwards are leading UK this season with Howard averaging 19.2 points per game and 6.4 rebounds per game. Edwards is earning 15.9 points per game with 7.7 rebounds per game. Robyn Benton and Jada Walker are each averaging double figures. Benton is earning 11.3 per game with Walker at 10.5.
- Rhyne Howard entered the season as a preseason first-team All-American by the AP while league coaches and league media tabbed her the SEC Preseason Player of the Year. Howard is also on the Cheryl Miller Award, Wooden Award, Wade Trophy and Naismith Trophy Watch List. She has won back-to-back SEC Player of the Year honors.
- Howard has 1,905 career points which ranks third most in program history. She passed Leslie Nichols and Makayla Epps against Merrimack. She needs 109 more points to tie A'dia Mathies for third.
- UK ranks 11th nationally in assist-turnover ratio and first in the SEC at 1.26. UK is 20th nationally and third in the SEC in FG% and 27th nationally and 2nd in the SEC in scoring offense at 76.2 points per game.
- In 46 years of women's basketball, Kentucky has 100 wins over ranked opponents. UK is 1-4 vs. ranked teams this season with four games left vs. teams currently ranked or receiving votes in the AP Top 25.
- Kyra Elzy is the eighth head coach in program history and the first to lead the team to the NCAA Tournament in their first season. Elzy was named the WBCA Rookie Head Coach of the Year for her efforts. Elzy has been apart of some of the best seasons in program history, including the SEC Championship team in 2012. In nine years with Kentucky, the Wildcats have been to seven NCAA Tournament and had eight winning seasons. Elzy is the second coach in program history to win at least 20 of his/her first 30 games, joining Terry Hall.

2021-22 KENTUCKY WBB ROSTER

NUMERICAL

No.	Name	Pos.	Cl.	Ht.	Hometown/High School/Previous College
00	Olivia Owens	C	R-Jr.	6-4	Albany, N.Y./Niskayuna HS/Maryland
1	Robyn Benton	G	Sr.	5-9	Conyers, Ga./Greater Atlanta Christian/Auburn
3	Jazmine Massengill	G	Sr.	6-0	Chattanooga, Tenn./Hamilton Heights/Tennessee
4	Kristen Crenshaw-Gill	G	Fr.	5-9	Youngstown, Ohio/Valley Christian HS
5	Blair Green	G	Sr.	6-0	Harlan, Ky/Harlan County HS
10	Rhyne Howard	G	Sr.	6-2	Cleveland, Tenn./Bradley Central HS
11	Jada Walker	G	Fr.	5-7	Richmond, Va./Henrico High School
12	Treasure Hunt	G	Soph.	6-2	Chattanooga, Tenn./Hamilton Heights
21	Nyah Leveretter	F	Soph.	6-3	Blythewood, S.C./Westwood HS
34	Emma King	G	Jr.	5-10	Stanford, Ky./Lincoln County HS
44	Dre'una Edwards	F	R-Jr.	6-2	Compton, Calif./Liberty HS/Utah

ALPHABETICAL

No.	Name	Pos.	Cl.	Ht.	Hometown/High School/Previous College
1	Robyn Benton	G	Sr.	5-9	Conyers, Ga./Greater Atlanta Christian/Auburn
4	Kristen Crenshaw-Gill	G	Fr.	5-9	Youngstown, Ohio/Valley Christian HS
44	Dre'una Edwards	F	R-Jr.	6-2	Compton, Calif./Liberty HS/Utah
5	Blair Green	G	Sr.	6-0	Harlan, Ky/Harlan County HS
10	Rhyne Howard	G	Sr.	6-2	Cleveland, Tenn./Bradley Central HS
12	Treasure Hunt	G	Soph.	6-2	Chattanooga, Tenn./Hamilton Heights
34	Emma King	G	Jr.	5-10	Stanford, Ky./Lincoln County HS
21	Nyah Leveretter	F	Soph.	6-3	Blythewood, S.C./Westwood HS
3	Jazmine Massengill	G	Sr.	6-0	Chattanooga, Tenn./Hamilton Heights/Tennessee
00	Olivia Owens	C	R-Jr.	6-4	Albany, N.Y./Niskayuna HS/Maryland
11	Jada Walker	G	Fr.	5-7	Richmond, Va./Henrico High School

Coaching Staff

Head Coach: Kyra Elzy (Tennessee, 1999, 2001) – 2nd season, 10th at Kentucky
Assoc. Head Coach: Niya Butts (Tennessee, 2000; Tennessee Tech, 2002) – 1st season, 11th at UK
Assistant Coach: Amber Smith (Kentucky, 2011) – 4th season, 11th at UK (player/support staff)
Assistant Coach: Gail Goestenkors (Saginaw Valley State, 1985) – 1st season

Support Staff

Assistant Athletics Director/Women's Basketball: Amy Tilley (Kentucky, 2007)
Special Assistant to the Head Coach: Lin Dunn (UT Martin, 1969)
Director of Player Development: Daniel Boice (Arizona, 2014, 2016)
Assistant AD/Diversity, Equity and Inclusion/WBB Admin.: Tiffany Hayden (UK, 2001; UofL, 2009)
Director of Recruiting: Aisha Foy (Radford, 2016; Southeast Missouri State, 2018)
Recruiting Assistant: Kylie Thompson (Kentucky, 2017; Cincinnati, 2019)
Coaching Video Coordinator: DeNesha Stallworth (Kentucky, 2013)
Staff Support Associate: Carrie Marshall (Kentucky, 2003)
Creative Director: Kim Troxall (SCAD, 1994)
Academic Counselor: Passion Richardson (Kentucky, 1997; WKU, 2014)
Senior Athletic Trainer: Courtney Jones (Purdue, 2001)
Nutrition Coach: Monica Fowler (Kentucky, 2010)
Team Physician: Dr. Robert Hosey (Virginia Tech, 1989)
Strength & Conditioning Coach: Lee Taylor (Missouri Valley College, 2008)
Sports Information Director: Evan Crane (Kentucky, 2010)
Sports Information Director Assistant: Sommer Thomas (Penn State, 2021)
Marketing Director: Kate Stoess (Louisville, 2006)
Marketing Graduate Assistant: Tasa Leoso (Oregon, 2020)
Equipment Manager: TBD
Student Managers: JT Orem, Dashaun Williams, Ethan Howard, Declan Maloney

BY CLASS

Seniors (4)

Robyn Benton
 Blair Green
 Rhyne Howard
 Jazmine Massengill

Juniors (3)

Dre'una Edwards
 Olivia Owens
 Emma King

Sophomores (2)

Treasure Hunt
 Nyah Leveretter

Freshmen (2)

Kristen Crenshaw-Gill
 Jada Walker

BY HEIGHT

5-7	Jada Walker
5-9	Kristen Crenshaw-Gill
5-9	Robyn Benton
5-10	Emma King
6-0	Blair Green
	Jazmine Massengill
6-2	Rhyne Howard
	Dre'una Edwards
	Treasure Hunt
6-3	Nyah Leveretter
6-4	Olivia Owens

PRONUNCIATION

DRE'UNA EDWARDS
 (dre-ON-a)

RHYNE HOWARD
 (like RYAN)

NYAH LEVERETTER
 (nigh(like high)-uh)
 (lev-er-RETT(like wet)-tur)

2021-22 RADIO/TELEVISION CHART



OLIVIA OWENS **00**

6-4 – R-Jr. – C
Albany, N.Y.
(Niskayuna HS/Maryland)



ROBYN BENTON **1**

5-9 – Sr. – G
Conyers, Ga.
(Greater Atlanta Christian/Auburn)



JAZMINE MASSENGILL **3**

6-0 – Sr. – G
Chattanooga, Tenn.
(Hamilton Heights Christian/Tenn.)



KRISTEN CRENSHAW-GILL **4**

5-9 – Fr. – G
Youngstown, Ohio
(Valley Christian HS)



BLAIR GREEN **5**

6-0 – Sr. – G
Harlan County, Ky.
(Harlan County HS)



RHYNE HOWARD **10**

6-2 – Sr. – G
Cleveland, Tenn.
(Bradley Central HS)



JADA WALKER **11**

5-7 – Fr. – G
Richmond, Va.
(Bradley Central HS)



TREASURE HUNT **12**

6-2 – So. – G
Chattanooga, Tenn.
(Hamilton Heights Christian)




NYAH LEVERETTER **21**

6-3 – So. – F
Blythewood, S.C.
(Westwood HS)



EMMA KING **34**

5-10 – Jr. – G
Stanford, Ky.
(Lincoln County HS)



DRE'UNA EDWARDS **44**

6-2 – R-Jr. – F
Compton, Calif.
(Liberty HS/Utah)



KYRA ELZY **IHC**

Head Coach
(2nd season/10th overall
at Kentucky)



NIYA BUTTS **AHC**

Associate Head Coach
(11th overall season at
Kentucky)



AMBER SMITH **AC**

Assistant Coach
(11th overall season at
Kentucky)



GAIL GOESTENKORS **AC**

Assistant Coach
(1st season at Kentucky)



AMY TILLEY **AAD**

Asst. AD/Director of Ops.
(12th overall at UK)



OLIVIA OWENS · 6-4 · RS-JUNIOR · CENTER · ALBANY, N.Y.

- Had seven points and eight rebounds against USC Upstate in 20 minutes. Added a steal and a block against the Spartans.
- Strong 16 minutes against WVU with seven points and four rebounds, going 3-of-4 from the field.
- Played in 25 games with five starts, averaging 4.4 points and 2.8 rebounds per game last season.
- Scored 10 or more points twice during the 2020-21 season and led UK in rebounds three times and in blocks twice.
- Transferred to UK after two seasons at Maryland where she sat out her sophomore season due to medical issues. Played 16 games as a freshman.



ROBYN BENTON · 5-9 · SENIOR · GUARD · CONYERS, GA.

- Continued her strong play against South Carolina, scoring 11 points with four rebounds. Had five points with four assists against UGA.
- Has scored 10+ in nine games this season. Scored 22 points against DePaul on 11-of-15 shooting with seven rebounds and four steals.
- Strong 2020-21 season, playing in 26 games and averaging 18.0 minutes per game.
- Averaged 6.6 points per game, hitting 23 3s and went 29-of-37 from the free-throw line.
- On her 21st birthday against Alabama at Rupp Arena, scored a season-high 15 points on 6-of-10 shooting, including three 3s in 23 minutes.



JAZMINE MASSENGILL · 6-0 · SENIOR · GUARD · CHATTANOOGA TENN.

- Has scored 10 or more points in three of her last four games, including 13 against Tennessee, going 6-of-11 from the field with a 3-pointer.
- Scored 10 points and went 2-of-2 from 3 against South Carolina, adding two assists, two steals and seven rebounds. Second in SEC in Ast-TO ratio.
- Played in 19 games with eight starts, averaging 5.1 points per game and 3.3 assists per game.
- Earned her first start for Kentucky against Tennessee at Rupp Arena, scoring 11 points on 4-of-7 shooting and an impressive 3-of-5 from long range, and added three assists, while all of her points and assists came in the second half.



KRISTEN CRENSHAW-GILL · 5-9 · FRESHMAN · GUARD · YOUNGSTOWN, OHIO

- Saw her first career action vs. UNA, playing two minutes and hitting a 3-pointer.
- Came to the team during open tryouts in September 2021 and earned a spot on the team as a walk-on.
- Played high school basketball at Valley Christian High School in Youngstown, Ohio.



BLAIR GREEN · 6-0 · SENIOR · GUARD · HARLAN COUNTY, KY.

- Will miss the 2021-22 season after sustaining a ruptured Achilles in UK's closed scrimmage vs. ECU in late October.
- Played in 27 games with 18 starts last season for the Wildcats, averaging 6.0 points per game.
- Hit 33 percent from long range (21-of-63) and scored 10 or more points seven times, 15 or more points three times and had one 20-point game.



RHYNE HOWARD · 6-2 · SENIOR · GUARD · CLEVELAND, TENN.

- Brilliant vs. UGA, scoring 30 points (17 in the 4Q). Scored UK's final 10 points, including 13 of UK's last 17 points. Was 5-of-5 from FT with 3 steals.
- Shined against WVU with 27 points, adding seven rebounds, four assists and three steals. Went 5-of-7 from 3 against the Mountaineers.
- Third player in program history with a triple-double vs. Winthrop, scoring 22 points with 10 rebounds and 10 assists.
- Preseason SEC Player of the Year by league media and league coaches. Also preseason All-America first-team by the AP, Lindy's and The Athletic.
- Has scored 1,905 career points, which ranks third most all-time. To see her other career standings go to page 13.



JADA WALKER · 5-7 · FRESHMAN · GUARD · RICHMOND, VA.

- Scored 15 points against Georgia, hitting a career-best three 3s in the game with two steals and an assist. Has scored 10+ in eight games.
- Gave UK a spark against West Virginia, hitting a 3 and then getting a steal and a and-one in the second quarter. Had 18 points against DePaul.
- Performed like a veteran at Indiana, coming off the bench to score 16 points on 7-of-13 shooting with two steals. Has 10+ in seven games.
- Strong game vs. UNA with 13 points, adding five assists, one steal and three rebounds. Provided UK with much-needed defensive energy.



TREASURE HUNT · 6-1 · SOPHOMORE · GUARD · CHATTANOOGA TENN.

- Being asked to play more inside this season and went 4-of-7 vs. UGA with three rebounds, three assists and a block. Had 10 points against SC.
- Great start to the season with a career-high 18 points, adding nine rebounds and career-high five assists. Had career-high 10 boards vs. UNA.
- Strong improvement as her rookie season went on and finished the year playing her best basketball, seeing time in 15 games with one start.
- Played for 24 minutes against Florida in the second round of the SEC Tournament, scoring nine points of 4-of-8 shooting, while grabbing seven rebounds, leading the team with four assists and earning one block.



NYAH LEVERETTER · 6-3 · SOPHOMORE · FORWARD · BLYTHEWOOD, S.C.

- Played seven minutes against UGA with a steal and provided UK good post defense in her limited minutes.
- Missed the first five games of the season due to a non-COVID illness. Played eight minutes vs. WVU with four rebounds.
- Played 14 games, averaging 6.7 minutes per game last season.
- Led Kentucky against Marshall, grabbing a career-high eight boards.
- Scored a career-high seven points and recorded a career-high nine rebounds against Wofford.



EMMA KING · 5-10 · JUNIOR · GUARD · STANFORD, KY.

- Scored 7 points with 2 assists, going 3-of-5 from the field. Three FGs made were career high. Had two blocks vs. UNA, which was a career-high.
- Made her first career start in 20-21 season opener against Murray State, playing for 16 minutes, with three assists, one rebound and one steal.
- Also started against Belmont with three rebounds and a steal.
- Scored against Idaho State in the NCAA Tournament, going 2-of-2 from the free-throw line.



DRE'UNA EDWARDS · 6-2 · REDSHIRT-JUNIOR · FORWARD · COMPTON, CALIF.

- Went 7-of-12 from the field against UGA with 17 points and a team-best six rebounds. Had season-best five assists and added four blocks.
- Had five straight double-doubles becoming first player since Evelyn Akhator in 2016 to accomplish the feat. Had 14pts, 14rebs at UofL.
- Continues to show she is a beast all over the floor with 27 points against UNA, adding five rebounds and two steals. Career-high 12 FGs vs. UNA.
- Scored 18 of her 20 points in the opener in the second half, adding six rebounds. Went 9-of-11 from the field in the game. Has 20+ in four games.
- Impressed playing her first action as a Wildcat, playing in 27 games with 11 starts, averaging 9.7 points per game and 6.1 rebounds per game.

NATIONAL POLLS

THE ASSOCIATED PRESS TOP 25

1	South Carolina(28)	17-1
2	Stanford	13-3
3	Louisville(2)	15-1
4	NC State	16-2
5	Tennessee	17-1
6	Indiana	14-2
7	Iowa State	16-1
8	Michigan	15-2
9	UConn	9-3
10	Arizona	12-2
11	LSU	17-2
12	Maryland	12-5
13	Georgia	13-3
14	Oklahoma	15-2
15	Texas	12-3
	Baylor	11-4
	BYU	14-1
17	Georgia Tech	13-4
19	Notre Dame	13-3
20	North Carolina	14-2
21	Duke	11-4
22	Colorado	13-1
23	Kentucky	8-5
24	Florida Gulf Coast	15-1
25	Iowa	10-4

Other UK opps receiving votes: **Ole Miss 21, Missouri 8, DePaul 5**

USA TODAY/COACHES PRESEASON TOP 25

1	South Carolina (26)	17-1
2	Louisville (6)	15-1
3	Stanford	13-3
4	NC State	16-2
5	Indiana	14-2
6	Tennessee	17-1
7	Iowa State	16-1
8	Michigan	15-2
9	Arizona	12-2
10	LSU	17-2
11	Maryland	12-5
12	Connecticut	9-4
13	Georgia	14-3
14	Texas	12-3
15	BYU	14-1
16	Baylor	11-4
17	Notre Dame	13-3
18	Georgia Tech	13-4
19	Oklahoma	15-2
20	North Carolina	14-2
21	FGCU	15-1
22	Kentucky	8-5
23	Colorado	13-2
24	Duke	11-4
25	Ohio State	13-3

Other UK opps receiving votes: **Ole Miss 21, TAMU 6, Miss. State 3**

WEEK-BY-WEEK

DATE	AP	COACHES
Preseason	13	13
Nov. 16	19	n/a
Nov. 23	20	17
Nov. 30	16	18
Dec. 7	14	14
Dec. 14	19	19
Dec. 21	22	21
Dec. 28	20	20
Jan. 4	21	20
Jan. 11	19	20
Jan. 18	23	22
Jan. 25		
Feb. 1		
Feb. 8		
Feb. 15		
Feb. 22		
March 2		
March 9		

BY THE BIG BLUE NUMBERS

career points for Rhyne Howard, ranking 3rd all-time at UK

1,905

wins in Kentucky Women's Basketball history

871

number of wins for Kentucky inside Memorial Coliseum

478

3-pointers hit by the 2020-21 team, which ranked fifth most in program history in a season.

195

percent graduation rate for four-year players under Coach Elzy at Kentucky

100

years of collegiate coaching experience as a full-time assistant or head coach for Elzy, Butts, Goestenkors and Smith combined

77

wins by Kyra Elzy as head coach of the Kentucky Wildcats

26

straight semesters with a overall team GPA above a 3.0

17

turnovers per game in 2020-21 which was top-25 nationally in fewest turnovers

12.6

straight seasons ranking top 25 in national attendance

11

NCAA Tournament appearances since 2009-10 season

10

Kyra Elzy is the eighth head coach in Kentucky WBB history.

8

KENTUCKY'S RECORD WHEN ...

	ALL	SEC
Leading or tied at halftime	8-1	1-0
Trailing at halftime	0-4	0-2
Shoot 50 percent or higher	5-0	1-0
Shoot 60 percent or higher	0-0	0-0
Shoot less than 50 percent	3-5	0-2
Shoot higher percentage than opp.	8-1	1-1
Shoot lower percentage than opp	0-4	0-1
Opp. shoot worse than 50 percent	8-3	1-2
Opp. shoot 50 percent or higher	0-2	0-0
Opp. shoot 60 percent or higher	0-0	0-0
Score less than 60 points	0-3	0-2
Score 60 or more points	8-2	1-0
Score 70 or more points	7-1	1-0
Score 80 or more points	6-1	1-0
Score 90 or more points	3-0	0-0
Score 100 or more points	0-0	0-0
Opp. score 30 or less points	0-0	0-0
Opp. score 40 or less points	0-0	0-0
Opp. score 50 or less points	2-0	0-0
Opp. score 60 or less points	7-0	0-0
Opp. score 70 or less points	7-2	0-0
Opp. score 80 or less points	8-3	1-1
Opp. score 60 or more points	2-6	1-2
Opp. score 70 or more points	1-4	1-3
Opp. score 80 or more points	0-3	0-1
Opp. score 90 or more points	0-1	0-0
Outrebound or same as opponent	6-1	0-0
Outrebounded by opponent	1-5	1-2
Commit fewer turnovers than opp.	7-3	1-1
Commit same turnovers as opp.	0-0	0-0
Commit more turnovers than opp.	1-2	0-1
Commit single digit turnovers	1-0	0-0
Force 20 or more turnovers	5-1	0-0
Force 25 or more turnovers	0-0	0-0
Make 6 or more 3-pointers	5-1	0-1
Make 5 or fewer 3-pointers	3-4	1-1
Opp. make 6 or more 3-pointers	4-3	0-1
Opp. make 5 or fewer 3-pointers	4-2	1-1
Game decided by 10 pts or less:	0-2	0-0
Game decided by 1-5 pts:	0-0	0-0
Game decided by 6-10 pts:	1-2	1-0
Game decided by 11-15 pts:	0-0	0-0
Game decided by 16+ pts:	7-3	0-2
Overtime games:	0-0	0-0
Televised games:	8-5	1-2
SEC Network+	8-0	1-0
ESPN	0-0	0-0
ESPN2	0-0	0-0
ESPN	0-4	0-2
SEC Network	0-1	0-0
FloHoops	0-0	0-0
ACC Network Extra	0-0	0-0
Games vs. AP ranked opponents:	1-4	1-2
Games vs. AP Top 10	0-4	0-2
Games following a loss:	2-2	0-1
Games following a win:	5-3	1-1
More points in the paint than opp.:	8-0	1-0
Fewer points in the paint than opp.:	0-5	0-2
Same points in the paint than opp.:	0-0	0-0
More points off turnovers:	8-1	1-1
Fewer points off turnovers:	0-3	0-0
Same points off turnovers:	0-1	0-1
More bench points than opp.:	3-1	0-0
Fewer bench points than opp.:	5-3	1-1
Same bench points as opp.:	0-1	0-1
More 2nd-chance points than opp.:	6-1	0-1
Fewer 2nd-chance points than opp.:	2-4	1-1
Same 2nd-chance points as opp.:	0-0	0-0
One UK player scores 10+:	0-0	0-0
Two UK players score 10+:	0-1	0-1
Three UK players score 10+:	2-2	1-0
Four UK players score 10+:	5-2	0-1
Five UK players score 10+:	1-0	0-0
Six UK players score 10+:	0-0	0-0
Seven UK players score 10+:	0-0	0-0
Eight UK players score 10+:	0-0	0-0
On Monday:	0-0	0-0
On Tuesday:	1-0	0-0
On Wednesday:	1-0	0-0
On Thursday:	2-1	1-0
On Friday:	0-0	0-0
On Saturday:	1-0	0-0
On Sunday:	3-3	0-1
In November:	4-1	0-0
In December:	3-2	0-0
In January:	1-2	1-2
In February:	0-0	0-0
In March:	0-0	0-0
In April:	0-0	0-0

GAME NOTES

SERIES HISTORY VS. FLORIDA

- Kentucky leads the all-time series in games played vs. Florida, 34-26, with Thursday being the 61st all-time meeting. UK owns a 16-11 lead in games played in Lexington.
- UK has won 19 of the last 26 meetings, seven of the last eight and two straight.
- The two teams met twice last season with UK earning a 88-80 win at Florida and a 73-64 win in the second round of the SEC Tournament.
- The last win for Florida in the series was in Lexington, defeating the Wildcats 70-62 on Feb. 2, 2020. That was UF's first win in Lexington since a 83-73 win on Jan. 5, 2014.

HOT SHOOTING FAILS CATS VS. SOUTH CAROLINA

- Kentucky entered Sunday's game against South Carolina ranked fifth nationally and first in the SEC in field-goal percentage and 16th nationally and first in the league in scoring offense. But after its worst shooting performance of the year - 21-of-71 for 29.6 percent - the Wildcats now rank 23rd in the nation in field-goal percentage and 24th in scoring offense. UK's 54 points was its fewest of the season and the 21 FGs made tied its fewest.
- Although UK lost by 20, Kyra Elzy thought there were some good things to take from the lost. UK only had 10 turnovers and had more points off turnovers, UK had a 15-12 edge in second-chance points. Kentucky hit seven 3s - none from Howard.
- "You don't toss it out, you have to learn from it. Every game we have to take the opportunity and learn. I thought we had some good offensive execution, we went downhill, which was our game plan. Now we have to finish. We missed a lot of bunnies in the paint and left way too many points on the board with layups and free throws. When you are playing the No. 1 team in the country on the road, you have to be able to hit those shots." - Kyra Elzy

COVID CAUSES HAVOC ON UK'S SCHEDULE

- Three games in the last few weeks have been postponed due to COVID issues for UK. The Dec. 17 game vs. Morgan State was postponed due to COVID issues at Morgan State. That game is still up for a reschedule.
- UK's SEC opener vs. Auburn was postponed due to COVID issues with the Auburn program. No rescheduled date has been set at this time.
- UK's Jan. 3 game vs. Mississippi State was also postponed due to COVID issues within the UK program. That game has been rescheduled for Thursday, Jan. 13 at 7 p.m. in Lexington.

WILDCATS SHOW RESILIENCE IN FIRST GAME BACK, WIN VS. GEORGIA

- Resilience is one of the pillars of the Kentucky women's basketball program and the Wildcats showed plenty of that playing for the first time in over two weeks Thursday. UK had a limited roster in practice leading up to the game due to injuries and COVID protocols, but a full roster available for the game and earned a key 84-76 win over No. 15 Georgia.
- The win was Kentucky's first over a ranked team this season and the 100th in program history. It was the fifth win for Elzy over a ranked team, including her third vs. a top-15 team.
- It was the UK offense that powered the Wildcats to the win. Kentucky shot 52.2 percent from the field, including 59 percent from the field in the fourth quarter. Kentucky outscored Georgia 26-19 in the fourth quarter to secure the win, including a 7-0 run to end the game. UK hit four of its last five field goals in the game, while Georgia missing its last four shots and did not score the final 2:06 of the game.
- Kentucky's 84 points scored in the game were the most UGA has allowed an opponent this season. The previous high was 80 by NC State in overtime.
- UK's 48 paint points was the most UGA has allowed an opponent this season.
- Kentucky scored 20 points off turnovers, which tied the most UGA has allowed this season.

"SNOW" STOPPING RHYNE HOWARD VS. GEORGIA

- In an empty Memorial Coliseum, Rhyné Howard put Kentucky on her back and powered the Wildcats to a much-needed win over No. 15 Georgia on Jan. 6. With the city of Lexington receiving nearly 10 inches of snow - its seventh-largest snow day ever - UK Athletics decided to discourage fans to attending the game due to hazardous road conditions.
- Howard scored 30 points in the game, including 22 in the second half. She scored 17 points in the fourth quarter. On top of scoring UK's last 10 points in the game, she scored 13 of UK's last 17 points overall.
- With Kentucky up three points with just over a minute to go, Howard finished strongly at the rim and drew a foul, completing an and-one to all but clinch the UK win.
- Kentucky is 6-1 this season when Howard scores 20 or more points.
- In the game, Howard moved into the third all-time at UK in scoring with 1,872 points.

EDWARDS EARNS FIFTH STRAIGHT DOUBLE-DOUBLE

- With 11 points and 12 rebounds against USC Upstate, Dre'una Edwards recorded her fifth straight double-double to put her in exclusive company in program history.
- Edwards is the first UK player with five straight double-doubles since Evelyn Akhator had five straight across two seasons in 2016. Akhator did it with her last game in the 2015-16 and her first four games in 2016-17.
- Edwards is the first player to record five straight double-doubles in the same season since Eleia Roddy had seven straight in 2008-09.
- The double-double stretch stopped vs. UGA as Edwards recorded 17 points with six rebounds.
- The forward is having an incredible season for Kentucky, averaging 16.7 points and 8.0 rebounds per game. She is hitting 53.8 percent from the field and leads UK with 15 blocks. She ranks fourth on the team with 24 assists.

WILDCATS BACK IN WIN COLUMN VS. USC UPSTATE

- Playing without starting shooting guard Robyn Benton, who was sidelined with an ankle injury, it was another slow start for Kentucky against a non-conference opponent at home as the Wildcats found themselves down 11 early in the second quarter to USC Upstate.
- UK bounced back in the second quarter by outscoring the Spartans 21-9 to go up 26-23 at halftime. It was the third quarter that powered UK to the win, outscoring Upstate 28-7.
- UK ended the third quarter on a 23-2 run. In that was a 18-0 run thanks to the strong play of Rhyme Howard. Howard went on a 7-0 run by herself and scored 13 of 15 points at one point. UK was helped by the free-throw line in the third quarter going 11-of-14.
- Kentucky shot 50 percent from the field in the second half, going 14-of-28, including 2-of-3 from long range and 11-of-14 from the free-throw line.
- Kentucky had 19 assists on 25 made field goals in the game. All 19 of those assists came from the second quarter on as UK had no assists in the first quarter.

KEY STATS TELL THE TALE

- In Kyra Elzy's short tenure as Kentucky's head coach, a few key stats help tell the tale on when the Wildcats have success.
- Kentucky is 11-0 under Kyra Elzy when it shoots 50 percent or better from the field. Conversely, Kentucky is 15-14 when it shoots under 50 percent. UK is 1-4 under Elzy when its opponent shoots 50 percent or higher.
- UK is 23-4 under Kyra Elzy when it scores 70 or more points and 13-2 when it scores 80+.
- When Kentucky holds its opponents to 60 or fewer points under Kyra Elzy, it is 16-0 and 21-2 when it holds opponents to 70 points or less.
- Under Elzy, UK is 16-0 when it has more points in the paint and 9-13 when it has fewer.
- The Wildcats have had an incredible act of bouncing back under Elzy as UK is 9-2 after a loss, only losing back-to-back games twice.

CATS DISH OUT 30 ASSISTS VS. MERRIMACK

- For the fourth time this season, UK recorded 20 or more assists in a game, posting 30 against Merrimack. It was the first time UK has recorded 30 or more assists in a game since having 32 vs. Morehead State in November of 2015. UK had four total games last season of 20 or more assists, already hitting that number early on this season.
- Kentucky has already dished out 25 or more assists in three games this season, which is the first time a UK team has accomplished that since the 1993-94 team had four games of 25 or more assists.

KENTUCKY DOMINATED WVU WITH TOTAL TEAM EFFORT

- Facing a much bigger WVU lineup, the Kentucky women's basketball team put together one of its better performances under Kyra Elzy with a 83-60 victory over WVU.
- Kentucky hit 11 3s in the game, which was a season high, and became the first non-conference team to score 83 or more points against WVU since Iowa in 2018. Rhyme Howard led all scorers with 27 points, hitting five 3s with seven rebounds, four assists and three steals. Dre'una Edwards scored 19 points with 10 rebounds, recording her second straight double-double. Freshman Jada Walker scored in double figures for the fifth straight game.
- Defensively, UK had its best performance, limiting WVU to 37.1 percent from the field and 4-of-11 from long range. Kentucky had 10 blocks in the game, which was a season high and the most for a UK team since December 2017.
- The Wildcats won the rebounding battle 43-28, including 13-9 in offensive rebounds. The Wildcats outscored WVU 21-5 in second-chance points and had a 32-30 edge in paint points.
- "They pounded us on the boards, and they were more physical. I'm very disappointed in our

KENTUCKY UNDER COACH ELZY

(2021-Present)	Total
Home Games.....	19-3
Memorial Coliseum.....	17-2
Rupp Arena.....	2-1
Road Games.....	5-9
Neutral Sites.....	2-2
SEC Games.....	10-8
Home.....	6-2
Road.....	4-6
Regular season, non-conference.....	14-4
Home.....	13-1
Road.....	1-3
Neutral.....	0-0
vs. ranked teams in non-conference.....	1-2
SEC Tournament.....	1-1
NCAA Tournament.....	1-1
Leading or tied at halftime.....	23-5
Trailing at halftime.....	2-9
Shoot 50 percent or higher.....	11-0
Shoot less than 50 percent.....	15-14
Shoot higher percentage than opp.....	20-1
Shoot lower percentage than opp.....	6-13
Shooting same percentage as opp.....	0-0
Opp. shoots worse than 50 percent.....	25-10
Opp. shoots 50 percent or higher.....	1-4
Score fewer than 60 points.....	0-5
Score 60 or more points.....	26-8
Score 70 or more points.....	23-3
Score 80 or more points.....	13-2
Score 90 or more points.....	5-0
Score 100 or more points.....	0-0
Opp. scores 30 or fewer points.....	0-0
Opp. scores 40 or fewer points.....	1-0
Opp. scores 50 or fewer points.....	6-0
Opp. scores 60 or fewer points.....	16-0
Opp. scores 70 or fewer points.....	21-2
Opp. scores 80 or fewer points.....	26-8
Opp. scores 90 or more points.....	12-14
Opp. scores 70 or more points.....	6-13
Opp. scores 80 or more points.....	2-5
Opp. scores 90 or more points.....	0-1
Outrebounded or same as opponent.....	17-3
Outrebounded by opponent.....	9-11
Commits fewer turnovers than opp.....	17-8
Commits same turnovers as opp.....	0-0
Commits more turnovers than opp.....	9-6
Force 30 or more turnovers.....	2-0
Makes 6 or more 3-pointers.....	20-6
Makes 5 or fewer 3-pointers.....	6-8
Game decided by 10 pts or fewer.....	9-5
Game decided by 1-5 pts.....	4-3
Game decided by 6-10 pts.....	5-2
Game decided by 11-15 pts.....	4-3
Game decided by 16+ pts.....	12-6
Overtime games.....	1-0
Televised games.....	26-13
Games vs. ranked opponents.....	6-10
Games vs. top 10 ranked opponents.....	1-7
Games following a loss.....	9-3
Games following a win.....	15-11
More points in the paint than opp.....	16-0
Fewer points in the paint than opp.....	9-14
Same points in the paint than opp.....	1-0
More bench points than opp.....	16-8
Fewer bench points than opp.....	8-5
Same bench points as opp.....	2-1
More 2nd-chance points than opp.....	13-6
Fewer 2nd-chance points than opp.....	11-8
Same 2nd-chance points as opp.....	2-0
On Monday.....	1-0
On Tuesday.....	1-1
On Wednesday.....	3-1
On Thursday.....	9-3
On Friday.....	0-1
On Saturday.....	2-0
On Sunday.....	10-8
In November.....	6-1
In December.....	8-3
In January.....	7-5
In February.....	3-3
In March.....	2-2
In April.....	0-0

SEC STANDINGS (1/18)

Team	SEC	Pct.	All
Tennessee	6-0	1.000	17-1
South Carolina	5-1	.833	17-1
LSU	5-1	.833	17-2
Ole Miss	3-1	.750	15-2
Georgia	3-2	.600	14-3
Florida	3-2	.600	13-5
Mississippi State	2-2	.500	11-5
Missouri	2-3	.400	13-5
Kentucky	1-2	.333	8-5
Arkansas	1-3	.250	11-6
Vanderbilt	1-3	.250	10-8
Texas A&M	1-4	.200	11-6
Alabama	1-5	.166	10-7
Auburn	0-5	.000	8-8

- Regular season champions; ^ - Tournament champions

CAREER DOUBLE-DOUBLES

RHYNE HOWARD: 19 CAREER (2 SEASON)

2021-22 (2)
20 points, 10 rebounds vs. N. Alabama, 11-11-21
22 pts, 10 rebs, 10 assists vs. Winthrop, 11-21-21***
2020-21 (6)
18 points, 12 rebounds at DePaul, 12-16-20
24 points, 10 rebounds vs. Arkansas, 12-31-20
33 points, 10 rebounds at Miss. State, 1-3-21
22 points, 10 rebounds vs. Missouri, 1-31-21
26 points, 10 rebounds at Ole Miss, 2-4-21
21 points, 16 rebounds vs. Ole Miss, 2-28-21
2019-20 (6)
14 points, 11 rebounds vs. Mount St. Mary's, 11-5-19
13 points, 11 rebounds at Virginia, 11-16-19
22 points, 11 rebounds vs. Texas A&M, 1-17-20
26 points, 12 rebounds at LSU, 1-19-20
26 points, 10 rebounds vs. Miss. State, 2-16-20
24 points, 11 rebounds vs. South Carolina, 2-23-20
2018-19 (5)
25 points, 12 rebounds vs. North Carolina, 11-24-18
17 points, 10 rebounds vs. Morehead State, 11-28-18
25 points, 10 rebounds at Louisville, 12-09-18
20 points, 11 rebounds vs. Ole Miss, 1-13-19
18 points, 14 rebounds vs. Arkansas, 2-17-19

DRE'UNA EDWARDS: 16 CAREER (5 SEASON)

2021-22 (5)
22 points, 11 rebounds vs. La Salle, 11-27-21
19 points, 10 rebounds vs. WVU, 12-1-21
17 points, 11 rebounds vs. Merrimack, 12-5-21
14 points, 14 rebounds vs. UofL, 12-12-21
11 points, 12 rebounds vs. USC Upstate, 12-19-21
2020-21 (4)
27 points, 15 rebounds vs. Belmont, 11-29-20
16 points, 12 rebounds at Kansas State, 12-3-20
14 points, 10 rebounds vs. Indiana, 12-6-20
18 points, 11 rebounds at DePaul, 12-16-20
2018-19 (7) at Utah

*** denotes triple-double

team, we just weren't physical with them. We didn't put a body on them, or keep them off the board. We gave them too many chances." - WVU Head Coach Mike Carey

EDWARDS' DOUBLE-DOUBLE POWERS CATS PAST LA SALLE

- Kentucky held an 18-point first half lead on La Salle, but could not put the Explorers away until the fourth quarter in a 74-52 win on Nov. 27. Dre'una Edwards was the star for the Wildcats, earning her first double-double of the season with 22 points and 11 rebounds. She added four assists and three blocks.
- Four Wildcats scored in double figures in the game with Rhyne Howard earning 18 points with six rebounds and three assists. Robyn Benton scored 17 points and went 3-of-3 from long range with seven rebounds. Jada Walker scored in double figures for the fourth straight game with 12 points and four assists. Jasmine Massengill had seven assists.

FOUR-QUARTER EFFORT VS. WINTHROP

- Kentucky put together a quality performance against Winthrop, earning a 92-47 victory over the Eagles. The Wildcats jumped on WU from the start, scoring 50 points in the first half and never looked back.
- Kentucky dominated every aspect of the game, outrebounding WU 43-32 with a 52-20 edge in paint points and 27-6 advantage in second-chance points. UK forced the Eagles into 28 turnovers and scored 36 points off those miscues. Meanwhile, UK turned the ball over just 11 times and allowed just four points off those errors.
- Five Wildcats were in double-figures in the game for the first time this season. Kentucky hit 10 3s in the game, which was a season high as well.

HOWARD ADDS TRIPLE-DOUBLE TO HER ILLUSTRIOUS CAREER HONORS

- Kentucky's Rhyne Howard has pretty much accomplished everything possible during her career and is on pace to have her name planted inside the top 10 of almost every career record at Kentucky. Against Winthrop on Nov. 21, she added her name to a very short list becoming the third player in program history to record a triple-double.
- Howard scored 22 points against the Eagles with 10 rebounds and 10 assists, adding five steals and four 3s. The guard became the first player since Makayla Epps on Nov. 18, 2015. Leslie Nichols recorded the first triple-double in school history in 1986.

HISTORIC REBOUNDING NIGHT FOR UK VS. NORTH ALABAMA

- Kentucky's second-half surge against North Alabama was large part due to UK's dominance inside. After just 18 paint points in the first half, UK recorded 40 in the second half. The 58 paint points were a season high for UK.
- Kentucky had 30 second-chance points in the game, which was the most for a UK team since also having 30 on Nov. 19, 2014 vs. Morehead State.
- UK's 24 offensive rebounds was its most since it had 24 vs. Alabama State on Nov. 7, 2018.

SECOND HALF PROPELS CATS IN SEASON OPENER

- The first 20 minutes of basketball for Kentucky in 2021-22 was not what Kyra Elzy or anyone expected. Kentucky found itself trailing for most of the first half and faced a double-digit deficit several times. But as so often happens, Rhyne Howard made an incredible play with a halfcourt 3 at the buzzer at halftime to give UK its first lead of the game. Kentucky would never look back from there rolling to a 81-53 victory over Presbyterian.
- Kentucky picked up right where they left off after Howard's 3, scoring the first 19 points of the quarter. The run was part of an overall 22-0 run for Kentucky, which was Kentucky's largest since scoring 24 straight vs. Jackson State on Nov. 29, 2015. UK held Presbyterian scoreless for the first 5:52 of the second half and without a field goal for the first 6:58 of the third quarter. The Wildcats outscored Presbyterian 29-6 in the third quarter overall.
- The Wildcats dished out 26 assists in the game, which was the most for a Kentucky team in a game since 27 vs. Western Carolina on Dec. 18, 2018. Kentucky had 50 points in the paint in the game, which was its most in a game since 50 against Belmont last season on Nov. 29, 2020. UK also had a 39-9 advantage in points off turnovers in the game.
- Senior guard Rhyne Howard scored 15 points with four rebounds, seven assists, four steals and one block. She played a game-high 34 minutes. Redshirt junior Dre'una Edwards scored 20 points with six rebounds. Edwards was 9-of-11 from the field and 2-of-2 from the free-throw line. It was the fourth career time she has led UK in scoring in her career.
- Sophomore wing Treasure Hunt had a career day for Kentucky, scoring 19 points with nine rebounds, five assists and a block. Hunt went 7-of-11 from the field in the game. Her 20 points, seven field-goals made, nine rebounds and five assists were career highs.

KENTUCKY RETURNED MAJORITY OF 2020-21 ROSTER

- Kentucky returned nine players from last year's roster, including three starters. Those numbers did take a hit when guard Blair Green sustained a torn Achilles in UK's closed scrimmage vs. ECU and will miss the entire 2021-22 season.
- The returners are headlined by 2020-21 consensus All-America First Team honoree Rhyne Howard. Howard averaged 20.7 points per game last season, adding 7.3 rebounds per game and a team-best 91 assists. Kentucky's third- and fourth-leading scorers also return in Dre'una Edwards and Robyn Benton. Point guard Jazmine Massengill, who missed the first half of the season due to NCAA transfer rules after finishing second on the team in assists per game. In all, UK returned 70% of its scoring, 3-pointers made and assists, while it brought back 63% of its rebounding and 58% of its steals.
- Also returning were Treasure Hunt, Nyah Leveretter, Olivia Owens and Emma King. Hunt really came into her own at the end of the 2020-21 season, while Leveretter has added strength and experience and should help in the post. Owens is the big UK has sought the past few years and appears poised for a good season. King should see expanded minutes, especially with the injury to Green as she is instant offense.

ELZY TAKES FULL ADVANTAGE OF 2021 OFFSEASON

- Nearly every coach in the country has talked about losing the summer of 2020 to help build their teams last season. Kyra Elzy has made sure to make the most of that this offseason as the Wildcats have been very intentional about developing on and off the court.
- The first part was on-court development. Elzy hired Kentucky's first-ever women's basketball only strength coach in Lee Taylor, who is a well-respected women's basketball strength coach in the nation. The hire has paid off as across the board the Wildcats are in the best shapes of their lives and the players have raved about the work they have put in with Coach Taylor. Coach Elzy has been pleased with what she has seen and excited about how it could translate onto the floor.
- The second part was team building, which the Wildcats felt they missed out on last offseason. That has been corrected and then some in 2021 as Elzy has taken the team to countless team building events. First, the team went to Red River Gorge to hike and enjoy a day together in one of Kentucky's most beautiful landscapes. The team also went on a surprise trip to Fort Campbell, where they gave up their cell phones for the weekend and came together in a unique way.

WILDCATS LOOKING TO CONTINUE 3-POINT SHOOTING

- Kentucky shot 34.6 percent from 3 last season which ranked top 50 nationally. The Wildcats hit 195 3-pointers overall in 27 games, which ranked fifth most in program history. Since Elzy came back to Lexington in the spring of 2016, the Wildcats have posted a top-10 performance in program history in 3s made every year, including a school-record 252 in 2019-20.
- Elzy wants the Wildcats to play fast and with some impressive sharp-shooters on the roster, the Wildcats can be expected to make the top-10 of 3s made again this season.
- UK returns 70 percent of its made 3s from last season, including Rhyne Howard. Howard ranks top-five in program history in 3s made, 3s attempted and 3-point field-goal percentage. Last season, Howard hit 56 3s in 24 games for a 37.3 percentage.
- Also returning is Robyn Benton, who hit 23 3-pointers along with Jazmine Massengill, who hits 13 and Treasure Hunt, who hit 10.
- So far this season, UK is hitting 33.8 percent (68-of-201) from long range.

KENTUCKY RANKED NO. 19 IN AP, NO. 20 USA TODAY/WBCA TOP 25

- For the 13th time since 2007, Kentucky started its season ranked or receiving votes in the national polls This marks the third straight season that Kentucky has started ranked in the top 15 of the AP Top 25. UK was No. 11 last season and No. 13 in 2019-20. UK has finished its season ranked in the top 25 of both major listings 11 of the last 12 seasons.
- UK is currently No. 22 in the USA Today/WBCA Top 25 and No. 23 in the AP Top 25.
- UK has been ranked 65 straight weeks - one of the longest active streaks in the nation.
- The ranking on Jan. 17 was UK's 300th all-time, which ranks 22nd most in the nation.

TOUGH SCHEDULE AWAITS WILDCATS

- Kentucky is scheduled to play four more games this season against teams that are ranked or receiving votes in the AP Top 25. Those opponents are: No. 1 South Carolina, No. 11 LSU and Missouri and Ole Miss, who are receiving votes.
- UK is 2-5 this season against teams ranked or receiving votes with wins vs. WVU and UGA and loss at South Carolina, at Tennessee, at Indiana, at Louisville and vs. DePaul.

20-POINT SCORING GAMES

RHYNE HOWARD		52
29	vs. Southern	11/11/18
20	vs. UCLA	11/23/18
25	vs. North Carolina	11/24/18
25	at Louisville	12/09/18
25	vs. Murray State	12/21/18
20	vs. Ole Miss	01/13/19
21	at Texas A&M	01/27/19
23	at Alabama	02/11/19
25	vs. Missouri	03/08/19
21	at NC State	03/25/19
24	vs. Stetson	11/13/19
24	vs. Morehead State	11/21/19
27	vs. Grambling State	11/26/19
29	vs. Charlotte	12/04/19
30	vs. Samford	12/08/19
26	vs. Louisville	12/15/19
29	at California	12/21/19
28	at South Carolina	01/02/20
37	vs. Tennessee	01/05/20
43	at Alabama	01/09/20
22	at Florida	01/12/20
24	vs. Texas A&M	01/16/20
26	at LSU	01/19/20
20	at Arkansas	02/09/20
26	vs. Mississippi State	02/16/20
21	at Ole Miss	02/20/20
24	vs. South Carolina	02/23/20
25	vs. Georgia	02/27/20
26	at Vanderbilt	03/01/20
24	vs. Tennessee	03/06/20
26	vs. Mississippi State	03/07/20
22	vs. Indiana	12/06/20
24	vs. Arkansas	12/31/20
33	at Mississippi State	01/03/21
22	at Texas A&M	01/07/21
32	vs. South Carolina	01/10/21
22	vs. Missouri	01/31/21
26	at Ole Miss	02/04/21
31	at Florida	02/15/21
27	at Georgia	02/25/21
21	vs. Ole Miss	02/28/21
27	vs. Florida	03/04/21
33	vs. Georgia	03/05/21
28	vs. Iowa	03/23/21
20	vs. North Alabama	11/11/21
23	at Indiana	11/14/21
22	vs. Winthrop	11/21/21
27	vs. West Virginia	12/01/21
21	vs. Merrimack	12/05/21
22	vs. USC Upstate	12/19/21
30	vs. Georgia	01/06/22
24	at Tennessee	01/16/22

DRE'UNA EDWARDS		5
27	vs. Belmont	11/29/20
20	vs. Presbyterian	11/10/21
27	vs. North Alabama	11/11/21
20	vs. Winthrop	11/21/21
22	vs. La Salle	11/27/21

BLAIR GREEN		1
22	vs. Vanderbilt	1/17/21

ROBYN BENTON		1
22	vs. DePaul	12/9/21

STARTING LINEUP RECORDS

Team	G	G	G	F	F/C	Result
Lee [EXH]	Massengill	King	Howard	Edwards	Owens	W, 95-51
Presbyterian	Massengill	King	Howard	Edwards	Owens	W, 81-53
N. Alabama	Massengill	Benton	Howard	Hunt	Edwards	W, 98-56
Indiana	Massengill	Benton	Howard	Hunt	Edwards	L, 88-67
Winthrop	Massengill	Benton	Howard	Hunt	Edwards	W, 92-47
La Salle	Massengill	Benton	Howard	Hunt	Edwards	W, 74-52
West Virginia	Massengill	Benton	Howard	Hunt	Edwards	W, 83-60
Merrimack	Massengill	Benton	Howard	Hunt	Edwards	W, 90-56
DePaul	Massengill	Walker	Benton	Howard	Hunt	L, 94-85
Louisville	Massengill	Benton	Howard	Hunt	Edwards	L, 64-58
USC Upstate	Massengill	Walker	Howard	Hunt	Edwards	W, 67-44
Georgia	Massengill	Walker	Howard	Hunt	Edwards	W, 84-76
S. Carolina	Massengill	Walker	Howard	Hunt	Edwards	L, 74-54
Tennessee	Massengill	Benton	Howard	Hunt	Edwards	L, 84-58
Florida						
Ole Miss						
Auburn						
Vandy						
LSU						
Texas A&M						
S. Carolina						
Alabama						
Vandy						
Arkansas						
Missouri						
Auburn						

Record by Lineups:

1.	Massengill	King	Howard	Edwards	Owens	1-0
2.	Massengill	Benton	Howard	Hunt	Edwards	5-3
3.	Massengill	Walker	Benton	Howard	Hunt	0-1
4.	Massengill	Walker	Howard	Hunt	Edwards	2-1

bold indicates last starting lineup used

2021-22 HONORS

RHYNE HOWARD

- Cheryl Miller Award Preseason Watch List
- Wooden Award Preseason Watch List
- Wade Trophy Preseason Watch List
- Naismith Trophy Preseason Watch List
- SEC Preseason Player of the Year (coaches and media)
- SEC Preseason All-SEC First Team (coaches and media)
- AP First-Team Preseason All-American (unanimous)
- Wooden Award Top 25 Midseason Watch List

JAZMINE MASSENGILL

- Nancy Lieberman Award Preseason Watch List

COMEBACK CATS

Last season, UK used a come-from-behind effort to defeat Indiana. It tied the 12th-largest comeback in program history.

BIGGEST COMEBACKS

- 19 Miami (Ohio), 53-34, 16:27 in second half, (won, 77-71) 11/21/00
- 18 Miami (Ohio), 14:35 in second half, (won, 108-102, OT) 12/21/02
- 18 Middle Tenn., 31-13, 3:54 in first half, (won, 68-66) 1/8/89
- 17 Oregon State, 38-21, 2:29 in first half (won 73-70) 11/25/04
- 17 WKU, 30-47, 17:09 in second half, (won 76-63) 12/22/03
- 17 Villanova, 19-2, 11:52 in first half (won 63-54) 12/29/96
- 16 Louisville, 32-16, 6:44 in first half (won 77-68) 12/7/14
- 16 South Carolina, 30-46 in second half, (won, 78-74) 2/14/13
- 16 Vanderbilt, 53-37, 11:19 in second half (won, 74-68) 1/6/89
- 16 Ole Miss, 24-8, 6:51 in first half (won, 69-61) 2/8/07
- 15 Mississippi State, 54-39, 15:18 in second half (won, 76-67) 3/6/15
- 14 Baylor, 40-26, 18:31 in the second half (won, 74-64) 11/17/14
- 14 Louisville, 21-7, 11:16 in first half (won 69-64) 12/1/13
- 14 Louisville, 35-21, 15:08 in second half (won, 48-47) 2/2/12
- 14 Florida, 20-6, 12:46 in first half (won, 71-67) 3/2/12
- 14 Mississippi St., 40-26, 18:52 in second half, (won, 76-65) 3/6/10
- 14 Xavier, 40-26, 18:49 in second half (won, 67-62) 3/24/05
- 14 Toledo, 32-18, 5:43 in second half (won, 85-76) 3/24/90
- 14 Auburn, 22-8, 8:36 in first half (won 91-90 2OT) 2/2/86
- 14 Indiana, 28-14, 6:44 in second quarter (won 72-68) 12/6/2020

HOWARD NAMED PRESEASON ALL-SEC BY MEDIA, COACHES

- Senior guard Rhyné Howard has been tabbed the Preseason SEC Player of the Year and Preseason All-SEC First Team by league media and league coaches.
- This is the second straight season that Howard has been the preseason player of the year by league media and league coaches. She has also been first team All-SEC each of the last two seasons.

HOWARD EARNS PRESEASON ALL-AMERICA

- Rhyné Howard, who was a consensus first-team All-American last season, starts where she left off last season as she was named a first-team preseason All-America honoree by the Associated Press. She has also earned preseason All-America honors from Lindy's Sports and The Athletic. The preseason honors join a lengthy list of praise for Howard, who recently was tabbed the SEC Preseason Player of the Year by league coaches and league media.

HOWARD NAMED TO SEVERAL PRESEASON WATCH LISTS

- Rhyné Howard has been tabbed to the Cheryl Miller Award Preseason Watch List, Wooden Award Preseason Watch List, Wade Trophy Preseason Watch List and Naismith Trophy Preseason Watch List. Howard was a finalist for those awards last season.

RHYNE HOWARD LEAVING HER LEGACY AT KENTUCKY

- Rhyné Howard is showing once again that she is the best player in college basketball.
- Her junior season was one for the record books at Kentucky, earning first-team All-America honors from the Associated Press, WBCA, USBWA and Wooden Award. She was one of four finalists for the WBCA Wade Trophy, one of five finalists for the John R. Wooden Award, one of four finalists for the 2021 Naismith Trophy and a finalist for the 2021 Cheryl Miller Award. For the second year in a row, SEC coaches named Howard the SEC Player of the Year, while she earned All-SEC First Team honors for the third straight season.
- Howard – who was the only player in the nation in 2020-21 to average over 20 points per game with at least 7.3 rebounds per game, 90 assists and 60 steals – had a great junior season for the Wildcats, averaging 20.7 points per game with 7.3 rebounds per game. She hit a team-best 56 3-pointers and had 91 assists, 61 steals and 19 blocks. Although her scoring average was two points less than it was in 2019-20, Howard showed she is an all-around player and not just a scorer, upping her rebounds per game, assists per game and steals per game average from both her freshman and sophomore seasons.
- The native of Cleveland, Tennessee, played 24 games last season with nearly half of those coming against top-25 ranked opponents. In those games, Howard showed she is the best player in the country with impressive numbers. In 11 games against ranked opponents, Howard averaged 22.3 points per game, hitting 47.1 percent from the field and 39.7 percent from 3 with 6.7 rebounds per game and 3.0 assists per game. Howard had four 30+ scoring games during the season with three coming against top-25 ranked teams.
- For her career, Howard has scored 1,905 career points sitting third in UK history in points scored. She needs 109 more to tie A'dia Mathies for second. Howard ranks second in school history in career scoring average at 19.8, while she is sixth in field-goals made with 664, third in career 3s made with 234 and fourth in career 3-point field-goal percentage at 37.4. She is also tied for third in UK history in steals per game at 2.427.
- In 96 career games, Howard has ...
 - Hit at least one 3 in 83 career games, including 10 times this season.
 - Made three or more 3s in 39 career games, including twice this season.
 - Made five or more 3s in 13 career games, including once this season.
 - Scored 10+ points in 85 career game, including 11 times this season.
 - Scored 15+ points in 69 career games, including 10 times this season.
 - Scored 20+ points in 52 career games, including eight times this season.
 - Scored 25+ points in 28 career games, including two times this season.
 - Scored 30+ points in 8 career games, including one this season.
 - Led UK in scoring in 61 career games, including seven times this season.
 - Led UK in rebounding in 49 career games, including four times this season.
 - Led UK in assists in 35 career games, including six times this season.
 - Led UK in steals in 41 career games, including 10 times this season.
 - Led UK in blocks in 37 career games, including six times this season.
 - Has 19 career double-doubles, including two this season.
 - Has 1 triple double.

UK IN NCAA/SEC STATS

Category	TEAM (AS OF 1/18)		
	NCAA Rank	SEC Rank	Stat
Ast/TO Ratio	11	1	1.26
Assists	95	10	224
Asts/game	19	2	17.2
Blocks	50	8	68
Blks/game	20	5	5.2
Fewest Fouls	42	1	196
Fewest TOs	19	1	178
FG%	20	3	45.8
FG% defense	266	14	41.7
FT Attempts	199	14	226
FT Made	253	14	141
FT%	327	13	62.4
Fouls/game	69	6	15.1
Reb. margin	231	13	-1.7
Rebounds	287	14	466
Rebs/game	234	14	35.85
Scoring Def.	221	14	65.2
Scoring Margin	67	8	11.0
Scoring Off.	27	2	76.2
Steals	148	10	123
Steals/game	87	7	9.5
3FG% Def.	252	11	32.3
3FG made	236	10	72
3FG/game	201	7	5.5
3FG%	101	4	32.9
TO margin	23	3	6.00
TOs Forced	52	3	19.69
TOs/game	37	3	13.7
W-L%	127	11	61.5

INDIVIDUAL	NCAA	SEC	STAT
Ast/TO Ratio - Massengill	21	2	2.52
Howard	107	10	1.76
Asts/gm- Massengill	125	7	4.1
Howard	149	10	3.9
Blocks/gm- Edwards	148	13	1.25
Howard	189	17	1.15
FG Made - Howard	101	11	89
FG% - Edwards	51	3	53.3
Howard	139	12	45.6
Points - Howard	83	10	250
Points/gm - Howard	29	2	19.2
Edwards	121	9	15.9
Rebs/gm - Edwards	158	11	7.7
Steals - Howard	24	4	42
Steals/gm - Howard	12	3	3.23
Benton	223	13	1.83
Triple-Doubles- Howard	3	1	1

STAT SUPERLATIVES

Here are some UK career statistical superlatives among current players:

Most Games Played for UK:

96 Rhyne Howard
90 Blair Green

Most Games Started:

96 Rhyne Howard

Consecutive Games Started:

27 Rhyne Howard

Games with Double-Figure Scoring:

	2021-22	Career
Rhyne Howard	11	85
Dre'una Edwards	10	41
Blair Green	0	17
Robyn Benton	9	16
Treasure Hunt	5	7
Olivia Owens	0	2
Jazmine Massengill	4	5
Jada Walker	8	8

Current Streak of Consecutive Games Played with Double-Figure Scoring:

2 by Jazmine Massengill
1 by Rhyne Howard

Games with Double-Figure Rebounding:

	2021-22	Career
Rhyne Howard	2	20
Dre'una Edwards	5	10

Consecutive Games with Double-Figure Rebounding:

n/a

Games with a Double-Double:

	2021-22	Career
Rhyne Howard	2	19
Dre'una Edwards	5	9

Consecutive Games with Double-Double:

n/a

40-point games:

	2021-22	Career
Rhyne Howard	0	1

30-point games:

	2021-22	Career
Rhyne Howard	1	8
Chasity Patterson	0	2

20-point games:

	2021-22	Career
Rhyne Howard	8	52
Dre'una Edwards	4	5
Blair Green	0	1
Robyn Benton	1	1

Consecutive 20-point games:

1 by Rhyne Howard

Consecutive Games with a 3-pointer:

3 by Jazmine Massengill
2 by Treasure Hunt
1 by Rhyne Howard, Jada Walker

Consecutive Games with at least one steal:

4 by Jazmine Massengill
4 by Rhyne Howard
3 by Robyn Benton
2 by Dre'una Edwards
1 by Olivia Owens
1 by Nyah Leveretter

RHYNE HOWARD VS. RANKED TEAMS

Rhyne Howard is at her best against top teams. Below is a look all-time vs. ranked teams.

	GP	Min	FG%	3PT%	FT%	R/G	AST	STL	BLK	PTS/G
2021-22	5	38.0	.430	.217	.696	6.8	14	13	7	18.8
2020-21	11	36.3	.471	.397	.772	6.7	33	28	9	22.3
2019-20	8	35.1	.395	.319	.762	7.6	28	12	8	26.4
2018-19	10	30.4	.422	.358	.607	5.6	17	21	4	15.0
TOTALS	34	34.5	.431	.341	.731	6.6	86	74	28	20.6

BLAIR GREEN TO MISS 2021-22 SEASON DUE TO TORN ACHILLES

- Blair Green sustained a ruptured Achilles during UK's closed scrimmage vs. ECU on Saturday (Oct. 30) and will miss the 2021-22 season.
- Coach Elzy released the news later that day and said in a statement at the time: "This has been an emotional day for our program. Blair, her teammates and everyone in this program are hurting as we wrap our minds around potentially losing her for the season before it begins. Blair Green exemplifies what being a Kentucky women's basketball player is all about. Although it appears we have lost her on the court, her leadership off the court will still have an impact on our team this season. We will be here to support her through this and make sure she comes out better on the other side. I ask that Big Blue Nation fills her and her family with love and support right now."

JADA WALKER IMPRESSES IN EARLY GOING

- Kentucky's lone scholarship true freshman - Jada Walker - has made a huge impact on the team already this season and is expected to see significant playing time as the season progresses. Walker is a talented and energetic point guard that plays the game hard and the right way as she is a coach's daughter.
- Walker was a four-star guard by ESPN.com and ranked as the 18th-best guard in the 2021 class. She had a breakout junior season at Henrico High School averaging 26.3 points with 5.9 steals per game, hitting 54 percent from the field. She led the Warriors to the Class 5 Region B championship and a berth in the state tournament in 2020.
- So far this season, Walker has been key for Kentucky averaging 10.5 points per game with 30 assists and 17 steals. She is 11-of-32 from 3 this season. Walker has scored 10 or more points in eight games and 15 or more in three games.

SECOND-YEAR TRANSFERS FEELING RIGHT AT HOME

- Olivia Owens, Robyn Benton and Jazmine Massengill all transferred to Kentucky during the height of the 2020 COVID-19 pandemic and did not get a summer with their teammates to mesh together. They also had to wait for the NCAA to decide their eligibility status. Owens' approval came before the season started while Benton's was days before the season and Massengill's not until December.
- Now with a full year under their belts and a majority of the roster back, all three are feeling way more at home and comfortable wearing the Blue and White and taking on their roles.
- Massengill may benefit the most as it was a tough transition last season to step in midseason and be asked to be the starting point guard. This season, that role has been Massengill's from the start and she is thriving running the Wildcats' offense.
- Benton has goals to be one of the conference's best defensive players this season and her work this offseason has paid off in that regard. She seems poised for a big season both offensively and defensively.
- Owens fought for time last season behind senior leaders KeKe McKinney and Tatyana Wyatt, but both have moved on and Owens seems to get a majority of the time at the five position. She worked hard this offseason on her conditioning and strength and should have a strong season as the Wildcats' center.

#ELZYERA IS HERE TO STAY

- It was a successful first season for the Kentucky women's basketball program under head coach Kyra Elzy, who became the first UK women's basketball head coach to lead his or her team to the NCAA Tournament in their first season at the helm.
- During the 2020-21 season, Kentucky defeated five ranked opponents, including back-to-back against top-15 teams for the first time since 2013. The two wins led Elzy to be named the espnW National Coach of the Week and the United States Basketball Writers Association tabbed UK its first-ever team of the week. UK was one of 10 teams in the nation to have four wins against top-25 NCAA NET teams entering the tournament.

THE MAGIC "80"

- UK holds a remarkable 370-26 (.934) record since 1974 when scoring 80 points or more. The last loss came vs. DePaul on Dec. 9, 2021 when the Cats fell 94-85. UK is 5-1 this year.

UK IN OVERTIME

- UK is 31-27 all-time in overtime games, including 1-0 under Elzy.

KENTUCKY ALL-TIME

- Kentucky is 871-562 (.608) in its 48th year of varsity competition.

KENTUCKY ALL-TIME AT HOME

- UK is 508-179 all-time at home (.739). Kentucky is 478-161 (.747) all-time in Memorial Coliseum and 30-20 (.600) all-time in Rupp Arena.
- If you do the math, you will notice UK's losses in Memorial Coliseum and Rupp Arena are 2 more than UK has home losses. That reason is UK's NCAA Tournament Sweet 16 game vs. Washington at Rupp Arena on March 25, 2016 and its NCAA Tournament game vs. Indiana on March 18, 1983 at Memorial Coliseum cannot count towards UK's home record.

CATS SHINE IN THE CLASSROOM

- Kyra Elzy has put an emphasis on academics since arriving on campus as an assistant coach several years ago. The Wildcats have had a 3.0 team GPA or better each of the last 17 semesters. In nine seasons with Coach Elzy on staff, UK has a 100% graduation rate among four-year players. UK had a 3.253 team GPA in the fall of 2020 and a 3.390 in the spring of 2021. UK had a 3.179 in the Fall of 2021.

EIGHT CATS PLAYING OVERSEAS

- Kentucky WBB currently has eight alumnae who signed professional contracts to play overseas for the 2020-21 season.
 - Chasity Patterson is playing in Greece.
 - Bria Goss, Taylor Murray and Sabrina Haines are playing in Sweden.
 - Evelyn Akhator and Janee Thompson are playing in France.
 - Jennifer O'Neill is playing in Russia.

11 STRAIGHT YEARS TOP 20 IN ATTENDANCE

- Kentucky has averaged 4,500 or more fans every year since 2009-10. The 2020-21 season not included due to COVID-19 attendance restrictions. The Wildcats have continuously pushed the school's attendance numbers to new altitudes in the last 12 seasons. Kentucky was involved in two of the top-25 most attended games in the nation during the 2019-20 season, including 11,256 fans vs. Louisville at Rupp Arena which ranked 23rd.

ELZY CONTINUES SEC WIN CHALLENGE FOR WE BACK PACK

- For the 10th season, UK interim head coach Kyra Elzy and her husband Dexter, are leading the SEC Win Challenge to help raise awareness and funds for Alzheimer's research through the Pat Summitt Foundation. The 2019-20 SEC Win Challenge raised over \$25,000 for the foundation.

CATS IN THE RECORD BOOKS

IND. CAREER RECORDS		1,000 POINT CLUB	
SCORING AVERAGE		1. Valerie Still, 2,763	
1. Valerie Still	23.2	2. A'dia Mathies, 2,014	
2. RHYNE HOWARD	19.8	3. RHYNE HOWARD, 1,905	
3. Leslie Nichols	18.2	4. Victoria Dunlap, 1,846	
4. Pam Browning	14.9	5. Leslie Nichols, 1,797	
5. A'dia Mathies	14.4	6. Makayla Epps, 1,790	
FIELD GOALS MADE		7. Maci Morris, 1,692	
1. Valerie Still	1,118	8. Samantha Mahoney, 1,601	
2. Leslie Nichols	757	9. Pam Browning, 1,598	
3. A'dia Mathies	712	10. Sara Potts, 1,563	
4. Victoria Dunlap	696	11. Sarah Elliott, 1,502	
5. Makayla Epps	668	12. Elisabeth Lukschu, 1,488	
6. RHYNE HOWARD	664	13. Selia "SeSe" Helm, 1,487	
7. Sarah Elliott	657	14. Stacey Reed, 1,482	
8. Maci Morris	598	15. Jennifer O'Neill, 1,449	
9. SeSe Helm	590	16. Tiffany Wait, 1,445	
10. Elisabeth Lukschu	586	17. Jodie Whitaker, 1,433	
3-POINT FIELD GOALS MADE		18. Taylor Murray, 1,359	
1. Sara Potts	271	19. Kristi Cushenberry, 1,358	
2. Maci Morris	252	20. Belitta Croley, 1,339	
3. RHYNE HOWARD	234	21. Bria Goss, 1,318	
4. Jennifer O'Neill	197	22. Stacy McIntyre, 1,215	
5. A'dia Mathies	177	23. Maria Donhoff, 1,187	
3-POINT FIELD GOALS ATT.		24. LaTonya McDole, 1,180	
1. Sara Potts	719	25. Lea Wise, 1,179	
2. RHYNE HOWARD	626	26. Patty Jo Hedges, 1,176	
3. Maci Morris	613	27. Jocelyn Mills, 1,170	
4. Jennifer O'Neill	564	28. Karen Mosley, 1,135	
5. Stacey Reed	548	29. Janet Timperman, 1,080	
3-PT FG % (MIN. 200 ATT.)		30. Tedra Eberhart, 1,071	
1. Maci Morris	41.1	31. Kim Denkins, 1,057	
2. Kristi Cushenberry	39.7	32. Debbie Miller, 1,031	
3. Sara Potts	37.7	33. Laura Meadows, 1,024	
4. RHYNE HOWARD	37.4	Janee Thompson, 1,024	
5. Keyla Snowden	36.9	35. Sandy Harding, 1,023	
STEALS PER GAME (MIN. 75)			
1. Stacey Reed	2.710		
2. Leslie Nichols	2.504		
3. Rita Adams	2.427		
RHYNE HOWARD	2.427		
5. Victoria Dunlap	2.310		
6. A'dia Mathies	2.286		
7. Patty Jo Hedges	2.266		
DOUBLE-DOUBLES			
1. Valerie Still	66		
2. Leslie Nichols	33		
3. Evelyn Akhator	31		
Victoria Dunlap	31		
5. Jocelyn Mills	22		
6. Kim Denkins	20		
Samarie Walker	20		
8. RHYNE HOWARD	19		

WHEN WAS THE LAST TIME ...

SCORING

A player scored 40+ points: 43, Rhyne Howard, at Alabama, 1-9-20
A player scored 30+ points: 30, Rhyne Howard vs. Georgia, 1-6-22
A player scored 25+ points: 30, Rhyne Howard vs. Georgia, 1-6-22
A player scored 20+ points: 24, Rhyne Howard at Tennessee, 1-16-22
Player came off the bench to score 20 or more points: 32, Chasity Patterson at Arkansas, 2-9-20
Two players score 20 or more points in a game: 20, Dre'una Edwards; 22, Rhyne Howard vs. Winthrop, 11-21-21
Three players had 20 or more points in a game: vs. Morehead St., 11-18-15 (28, Alexis Jennings; 22, Janee Thompson; 21 Makayla Epps)
Two players score 30 points or more in a game: n/a
A player record five or more consecutive 20-plus point games: 8 by Rhyne Howard (20 at Arkansas, 2-9-20; 26 vs. MSU, 2-16-20; 21 at Ole Miss, 2-20-20; 24 vs. SC, 2-23-20; 25 vs. UGA, 2-27-20; 26 at VU, 3-1-20; 24 vs. Tennessee, 3-6-20; 26 vs. Miss. St., 3-7-20)
A player record four or more consecutive 20-plus point games: 4 by Rhyne Howard (27 at Georgia, 2-25-21; 21 vs. Ole Miss, 2-28-21; 27 vs. Florida, 3-4-21; 33 vs. Georgia, 3-5-21)
A player record three or more consecutive 20-plus point games: 3 by Rhyne Howard (20 vs. UNA, 11-11-21; 23 at Indiana, 11-14-21; 22 vs. Winthrop, 11-21-21)
A player record back-to-back 20-plus point games: 2 by Rhyne Howard (22 vs. USC Upstate, 12-19-21; 30 vs. UGA, 1-6-22)
A player record four or more consecutive 25-plus point games: 5 by Rhyne Howard (26 vs. UofL, 12-15-19; 29 at Cal, 12-21-19; 28 at South Carolina, 1-2-20; 37 vs. Tennessee, 1-5-20; 43 at Alabama, 1-9-20)
A player record back-to-back 30-plus point games: Rhyne Howard 37 vs. Tennessee, 1-5-20; 43 at Alabama, 1-9-20
A player score 20+ points in the 1st half: 20, Dre'una Edwards vs. UNA, 11-11-21
A player score 20+ points in the 2nd half and OT: 22, Rhyne Howard vs. Georgia, 1-6-22
A player hit a last-second shot to win the game: Rhyne Howard at Cal, 12-21-19 (hit the game-winning basket with 3.2 remaining in the contest to put Kentucky up 63-61)
A freshman score 25 points or more: 25, Rhyne Howard vs. Missouri, 3-8-19
All five starters in double figures: vs. Oklahoma, 3-21-16
No player scored in double figures: vs. LSU, 1-16-03

DOUBLE-DOUBLES

A player record a double-double: Dre'una Edwards (11pts/12rebs), vs. SC Upstate, 12-19-21
10-20 Game: Evelyn Akhator (14pts/23rebs), vs. Ohio State, 3-19-17
20-20 Game: Valerie Still (42 pts/20 rbs) vs. Charleston, 12-19-82
20-10 Game: Dre'una Edwards (22pts/11rebs), vs. La Salle, 11-27-21
30-10 Game: Rhyne Howard (33 pts/10 rbs) at Miss. St., 1-3-21
More than one player with a double-double in the same game: Dre'una Edwards (18pts/11rebs) and Rhyne Howard (18pts/12rebs) at DePaul, 12-16-20
Three players with a double-double in the same game: Alexis Jennings (28pts/13rebs), Evelyn Akhator (12pts, 16rebs), Makayla Epps (21pts, 11rebs,12asts) vs. Morehead State, 11-18-15
A player record back-to-back double-doubles: Dre'una Edwards (22pts/11rebs) vs. La Salle, 11-27-21; (19pts/10rebs) vs. WVU, 12-1-21; (17pts/11rebs) vs. Merrimack, 12-5-21
More than one player record back-to-back double-doubles: Victoria Dunlap (11 pts/12 rbs) and Eleia Roddy (13 pts/10 rbs) vs. NCAT, 1-1-09; Victoria Dunlap (20 pts/15 rbs) and Eleia Roddy (11 pts/10 rbs) vs. Miami (Ohio), 1-3-09
Double-Double in Points and Rebs: Dre'una Edwards (11pts/12rebs),

vs. SC Upstate, 12-19-21
Double-Double in Points and Assists: Rhyne Howard (22pts/10rebs/10asts), vs. Winthrop, 11-21-21
Double-Double in Points and Blocks: n/a
Double-Double in Points and Steals: Chasity Patterson (17pts/10stls) vs. Wofford, 12-19-30
A player record four or more consecutive double-doubles: 5 by Dre'una Edwards (11pts/12rebs) vs. SC Upstate, 12-19-21; (14pts/14rebs) vs. UofL, 12-12-21, (17pts/11rebs) vs. Merrimack, 12-5-21, (19pts/10rebs) vs. WVU, 12-1-21, (122pts/11rebs) vs. La Salle, 11-27-21
A player record five or more consecutive double-doubles: 5 by Dre'una Edwards (11pts/12rebs) vs. SC Upstate, 12-19-21; (14pts/14rebs) vs. UofL, 12-12-21, (17pts/11rebs) vs. Merrimack, 12-5-21, (19pts/10rebs) vs. WVU, 12-1-21, (122pts/11rebs) vs. La Salle, 11-27-21
A player record a triple-double in a game: (3rd in school history) Rhyne Howard, vs. Winthrop, (22pts, 10ast, 10 rbs) 11-21-21
A player record a perfect game (at least five FGs made): Makayla Epps vs. Middle Tennessee, 12-12-14 (6-of-6 FGs)
5 or more players score in double figures: 5 at Ole Miss (2-20-20) - Howard (21), Green (10), Patterson (15), Haines (15), Roper (10)
6 or more players score in double figures: 6 vs. WCU (12-18-18) - Wyatt (16), Morris (13), Howard (18), Murray (11), Paschal (11), Roper (12)
7 or more players score in double figures: 8 vs. Lipscomb (11-21-13) - Stallworth (14), Walker (10), Thompson (16), Goss (18), Evans (12), O'Neill (11), Pinkett (15), Harper (12)

FIELD GOALS

Made 12 FG in a game: 12, Rhyne Howard vs. Georgia, 1-6-22
Made 13 FG in a game: 13, Rhyne Howard vs. Georgia, 3-5-21
Made 14 FG in a game: 14, Rhyne Howard at Alabama, 1-9-20
Made 15 FG in a game: 18, Makayla Epps vs. Mississippi State, 1-12-15
Made 16 FG in a game: 18, Makayla Epps vs. Mississippi State, 1-12-15
Made 17 FG in a game: 18, Makayla Epps vs. Mississippi State, 1-12-15
Made 18 FG in a game: 18, Makayla Epps vs. Mississippi State, 1-12-15

FIELD GOALS ATTEMPTED

Attempted 29 FG in a game: 30, Makayla Epps vs. Miss. State, 1-12-15
Attempted 28 FG in a game: 30, Makayla Epps vs. Miss. State, 1-12-15
Attempted 27 FG in a game: 27, Rhyne Howard vs. Tennessee, 1-5-20
Attempted 26 FG in a game: 26, Rhyne Howard at Ole Miss, 2-4-21
Attempted 25 FG in a game: 25, Rhyne Howard vs. Ole Miss, 2-28-21
Attempted 24 FG in a game: 24, Rhyne Howard vs. Georgia, 3-5-21
Attempted 23 FG in a game: 24, Rhyne Howard vs. Georgia, 3-5-21
Attempted 22 FG in a game: 24, Rhyne Howard vs. Georgia, 3-5-21
Attempted 21 FG in a game: 21, Rhyne Howard at Tennessee, 1-16-22
Attempted 20 FG in a game: 21, Rhyne Howard at Tennessee, 1-16-22

THREE-POINTERS

A player with 5 in a game: 5, Rhyne Howard vs. WVU, 12-1-21
A player with 6 in a game: *7, Rhyne Howard at Alabama, 1-9-20
A player with 7 in a game: *7, Rhyne Howard at Alabama, 1-9-20
Attempted 10 or more in a game: 11, Rhyne Howard at VU, 3-1-20
Made 7+ in back-to-back games: *7, Rhyne Howard at Alabama, 1-9-20

FREE THROWS

Made 10 FT in a game: 10, Rhyne Howard at Ole Miss, 2-4-21
Made 11 FT in a game: 12, Chasity Patterson vs. Murray St., 11-25-20
Made 12+ FT in a game: 12, Chasity Patterson vs. Murray St., 11-25-20
Attempted 10 FT in a game: 10, Treasure Hunt vs. DePaul, 12-9-21
Attempted 11 FT in a game: 11, Rhyne Howard vs. Ole Miss, 2-28-21
Attempted 12 FT in a game: 14, Rhyne Howard at Ole Miss, 2-4-21

WHEN WAS THE LAST TIME ...

Attempted 15+ FTs in a game: 15, Makayla Epps vs. Miami, 11-11-16
Hit 100% (10+ attempts): Jaida Roper, 02-27-20 (11-11) vs. Georgia

REBOUNDS

A player with 10+ rebounds: 12, Dre'una Edwards vs. SC Upstate, 12-19-21
A player with 11+ rebounds: 12, Dre'una Edwards vs. SC Upstate, 12-19-21
A player with 12+ rebounds: 12, Dre'una Edwards vs. SC Upstate, 12-19-21
A player with 13+ rebounds: 16, Rhyne Howard vs. Ole Miss, 2-28-21
A player with 14+ rebounds: 16, Rhyne Howard vs. Ole Miss, 2-28-21
A player with 15+ rebounds: 16, Rhyne Howard vs. Ole Miss, 2-28-21
A player with 16+ rebounds: 16, Rhyne Howard vs. Ole Miss, 2-28-21
A player with 17+ rebounds: 23, Evelyn Akhator vs. Ohio St., 3-19-17
A player with 18+ rebounds: 23, Evelyn Akhator vs. Ohio St., 3-19-17
A player with 19+ rebounds: 23, Evelyn Akhator vs. Ohio St., 3-19-17
A player with 20+ rebounds: 23, Evelyn Akhator vs. Ohio St., 3-19-17
A player with 21+ rebounds: 23, Evelyn Akhator vs. Ohio St., 3-19-17
A player with 25+ rebounds: *27, Valerie Still vs. National College, 2-9-82
A player with back-to-back games with 15+ rebounds: Evelyn Akhator
 15 rebs at Alabama (1-12-17); 16 rebs vs. Georgia (1-15-17)
10+ Rebs in 3 consecutive games: 5, Dre'una Edwards (11-27 - Present)
10+ Rebs in four consecutive games: 5, Dre'una Edwards (11-27 - Present)
10+ Rebs in five consecutive games: 5, Dre'una Edwards (11-27 - Present)
10+ Rebs in six consecutive games: 7, Eleia Roddy (2008)
Two players grab 10+ rebounds in a game: 10, Rhyne Howard and 10,
 Treasure Hunt vs. UNA, 11-11-21
Three players grab 10+ rebounds in a game: 16, Akhator; 13, Jennings;
 11, Epps vs. Morehead State, 11-18-15

ASSISTS

A player with 8+ assists in a game: 8, Jazmine Massengill, vs.
 Merrimack, 12-5-21
A player with 9+ assists in a game: 9, Jazmine Massengill, vs. WVU,
 12-1-21
A player with 10+ assists in a game: 10, Rhyne Howard, vs. Winthrop,
 11-21-21
A player with 11+ assists in a game: 11, Taylor Murray vs. UF, 2-19-17
A player with 12+ assists in a game: 12, Makayla Epps vs. Morehead
 State, 11-18-15

BLOCKS

A player with 5 or more blocks in a game: 6, Dre'una Edwards vs.
 WVU, 12-1-21
A player with 6 or more blocks in a game: 6, Dre'una Edwards vs.
 WVU, 12-1-21
A player with 7 or more blocks in a game: *7, DeNesha Stallworth
 vs. Texas A&M, 2-18-13

STEALS

A player with 5 steals in a game: 6, Rhyne Howard vs. SC Upstate, 12-19-21
A player with 6 steals in a game: 6, Rhyne Howard vs. SC Upstate, 12-19-21
A player with 7 steals in a game: 7, Rhyne Howard vs. Tennessee, 2-11-21
A player with 8 steals in a game: 10, Chasity Patterson vs. Wofford, 12-19-20
A player with 9 steals in a game: 10, Chasity Patterson vs. Wofford, 12-19-20
A player with 10 steals in a game: 10, Chasity Patterson vs. Wofford, 12-19-20
A player with 11 or more steals in a game: *11, Leslie Nichols vs.
 Louisville, 2-14-86

MINUTES

Played every minute of a game: 40 Rhyne Howard at UofL, 12-12-21
Played over 40 minutes: 44, Taylor Murray vs. Missouri, 3-8-19
Played over 45 minutes: 45, Makayla Epps & Makenzie Cann at
 Louisville, 12-4-16
Played over 50 minutes: 51, Kastine Evans vs. Baylor - 4OT, 12-6-13

FOULS

Four or more UK players foul out in a game: Jennifer Humphrey,
 Sarah Elliott, Chanté Bowman, Brittany Edelen vs. Louisville, 12-3-06

THE LAST TIME KENTUCKY...

Won a game by 20 or more pts: +23 (67-44) vs. SC Upstate, 12-19-21
Won an SEC game by 20 or more pts: +21 (86-65) vs. Tennessee, 3-6-20
Won a game by 30 or more pts: +34 (90-56) vs. Merrimack, 12-5-21
Won an SEC game by 30 or more pts: +42 (94-52) at Ole Miss, 2-20-20
Won a game by 40 or more pts: +45 (92-47) vs. Winthrop, 11-21-21
Won an SEC game by 40 or more points: +42 (94-52) at Ole Miss, 2-20-20
Won a game by 50 or more pts: +61 (98-37) vs. Wofford, 12/19/20
Won an SEC game by 50 or more pts: *+53 (100-47) vs. Miss. St., 1-17-13
Won a game by 60 or more pts: +61 (98-37) vs. Wofford, 12/19/20
Won a game by 70 or more pts: +75 (100-25) vs. Jacksonville St., 11-15-11
Scored 100 pts or more in a game: 100 vs. Evansville, 12-5-17
Scored 100 pts or more in an SEC game: 108 vs. Ole Miss, 2-13-14
Scored 90 points or more in a game: 90 vs. Merrimack, 12-5-21
Scored 90 points or more in three straight games: 96 vs. Wagner,
 11-10-13; 103 vs. Georgia Southern, 11-13-13; 96 vs. Central
 Michigan, 11-17-13
Scored 90 points or more in four straight games: 4 - 96 vs. Wagner,
 11-10-13; 103 vs. Georgia Southern, 11-13-13; 96 vs. Central
 Michigan, 11-17-13, 116 vs. Lipscomb 11-12-13
Scored 80 points or more in a game: 84 vs. Georgia, 1-6-22
Scored 50 points or more in the first half: 50 vs. Winthrop, 11-21-21
Scored 50 points or more in the second half: 63 vs. UNA, 11-11-21
Scored 60 points or more in first half: 60 vs. Grambling, 12-29-13
Scored 60 points or more in second half: 63 vs. UNA, 11-11-21
Lost a game by 20 or more points: -26 (84-58) at Tennessee, 1-16-22
Lost a game by 30 or more points: -30 (93-63) vs. South Carolina, 3-5-16
Lost a game by 40 or more points: -44 (39-83) vs. Tennessee, 1-27-2001
Lost an SEC game by 40 or more pts: -44 (39-83) vs. Tennessee, 1-27-01
Lost a game by 50 or more points: -72 (38-110) vs. Tennessee, 1-21-01
Lost a game by 60 or more points: -72 (38-110) vs. Tennessee, 1-21-01
Lost a game by 70 or more points: -72 (38-110) vs. Tennessee, 1-21-01
Allowed 100 points: 103 by Arkansas, 2-3-20
Allowed 90 or more points: 94 by DePaul, 12-9-21
Scored fewer than 50 points: 50 at Virginia, 11-16-19
Scored fewer than 40 points: 36 vs. LSU, 12-18-2005
Scored fewer than 25 points in a half: 20 (1st) at Georgia, 3-5-21
Scored fewer than 20 points in a half: 20 (1st) at Georgia, 3-5-21
Held opponent to 50 points or fewer: 44 vs. SC Upstate, 12-19-21
Held opponent to 40 points or fewer: 44 vs. SC Upstate, 12-19-21
Held opponent to 30 points or fewer: 24 by Jackson St., 11-29-15
Held opponent to 20 pts or fewer in the 1st half: 18 vs. Missouri, 1-31-21
Held opponent to 20 pts or fewer in the 2nd half: 16 vs. Presby., 11-9-21
Held SEC opp. to 20 pts or fewer in the 1st half: 18 vs. Missouri, 1-31-21
Held an opponent to 10 points or fewer in the first half: *9 by
 Charleston Southern, 12-10-04
Held an opponent to 10 points or fewer in the second half: *7 by
 Jackson St., 11-29-15
Won a game after trailing at the half: Indiana, 12-6-20 (36-23)
Won a game after trailing 10+ at the half: Indiana, 12-6-20 (36-23)
Won an SEC game after trailing at the half: at Tenn., 1-5-20 (33-35)
Won after trailing at the half at home: vs. Indiana, 12-6-20 (36-23)
Won after trailing at the half on the road: at K-State, 12-3-20 (27-25)
Scored 100 or more points and lost: n/a
Scored 80 points or more and lost: vs. DePaul, 12-9-21 (94-85)
Scored 50 points or fewer and won: 50 at Virginia, 11-16-19
Game decided by one point: vs. Louisville, 12-15-19 (L, 67-66)
Game decided by two points: at Cal, 12-21-19 (63-61)
Game decided by three points: at Virginia, 11-16-19 (50-47)

WHEN WAS THE LAST TIME ...

Shot 50 percent or better vs. non-conference opponent: 53.7% (36-of-64) vs. Merrimack, 12-5-21

Shot 50% or better vs. SEC opponent: 52.2% (35-of-67) vs. UGA, 1-6-22

Shot 50 percent or better in consecutive games:
50.9% (29-57), vs. WVU, 12-1-21; 53.7% (36-67), vs. Merrimack, 12-5-21

Shot 55 percent or better: 56.7 vs. Austin Peay, 12-1-19

Shot 60 percent or better: 64.7 vs. Alabama, 1-25-18

Shot 70 percent or higher in a half: 71.4 (1st half) vs. Middle Tenn., 12-15-18

Shot 60 percent or higher from 3: 60.0 vs. Middle Tenn., 12-15-18

Shot 30 percent or lower: 29.6 at S. Carolina, (21-of-71), 1-9-22

Shot 20 percent or lower: 20.0 vs. Georgia, (12-of-60), 3-02-07

Shot 15% or lower in a half: 13.6 (1st half) vs. USC (3-of-22), 3-2-08

Held an opponent to lower than 30 percent: 29.2% (19-of-65) by La Salle, 11-27-21

Held an opponent to lower than 20 percent: 15.6% (7-of-45) by Jackson State, 11-29-15

Held an opponent to lower than 15 percent in a half: 8.5% (1st half) vs. Wofford, 12-19-20

Opponent shot 50 percent or better: 51.3% by DePaul (39-76), 12-9-21

Opponent shot 60 percent or better: 61.0% by SC (36-of-59), 1-2-20

Opponent shot 50 percent or better in consecutive games: Two straight - Florida, 58.0% (29-of-50), 1-31-16; South Carolina, 52.0% (26-of-50), 2-4-16

Did not hit a 3-pointer: vs. DePaul, 12-9-21 (0-of-14)

Held opponent without a 3-pointer: South Carolina, 12-23-20 (0-of-5)

Held consecutive opponents without a 3-pointer: Delaware State, 11-10-12 (0-of-0) and Baylor, 11-13-12 (0-3)

Opponent hit 10 or more 3-pointers: 10 by Iowa, 3-23-20

Hit 10 or more 3-pointers: 11 vs. WVU, 12-1-21

Hit 11 or more 3-pointers: 11 vs. WVU, 12-1-21

Hit 12 or more 3-pointers: 14 at Miss. State, 1-3-21

Hit 13 or more 3-pointers: 14 at Miss. State, 1-3-21

Hit 16 or more 3-pointers: *16 at Alabama, 1-9-20

Hit 10+ 3s in three straight games: *Four straight - Charlotte 10 (12/04), Samford 11 (12/08), Winthrop 13 (12/11), UofL (12/15)

Pulled down 60 or more rebounds: *67 vs. Morehead State, 11-18-15

Pulled down 65 or more rebounds: *67 vs. Morehead State, 11-18-15

Had 20 or more Reb. than Opp: 23 vs. UNA, 11-11-21 (50-27)

Had 30 or more assists in a game: 30 vs. Merrimack, 12-5-21

Had 20 or more assists in a game: 21 vs. WVU, 12-1-21

Had 20 or more assists in three straight games: 4 - 32 vs. Morehead St., 11-18-15; 24 vs. Colorado 11-22-15; 26 vs. Eastern Michigan 11-25-15; 22 vs. Jackson State 11-29-15

Had 20 or more assists in four straight games: 32 vs. Morehead St., 11-18-15; 24 vs. Colorado 11-22-15; 26 vs. Eastern Michigan 11-25-15; 22 vs. Jackson State 11-29-15

Had 20 or more assists in five straight games: 26 vs. Louisville (2/23/82); 25 vs. Alabama (2/26/82); 29 vs. LSU (2/27/82), 27 vs. Tennessee (2/28/82) and 24 vs. Illinois (3/14/82)

Had 19 or more blocks in a game: *19 vs. North Carolina A&T, 12-6-05

Had 10 or more blocks in a game: 10 vs. WVU, 12-1-21

Opponent had 10 or more blocks in a game: 10 vs. S.Carolina, 1-10-21

Had 15 or more steals in a game: 16 vs. Winthrop, 11-21-21

Had 20 or more steals in a game: 23 vs. Alabama State, 11-7-18

Had 25 or more steals in a game: *28 vs. West Virginia, 12-12-93

Opponent had 15 or more steals in a game: 17 by LSU, 1-17-19

Forced 30 or more turnovers in a game: 33 vs. Wofford, 12-19-20

Forced 30 or more turnovers in an SEC game: 31 vs. Tennessee, 3-3-13

Forced 40 or more turnovers in a game: 43 vs. Alabama State, 11-7-18

Committed 30 or more turnovers in a game: 30 at Florida, 1-31-16

Committed 30 or more turnovers and won: 34 vs. Green Bay, 3-19-12

Committed five turnovers or fewer: 5 vs. NC State, 3-25-19

Committed 10 turnovers or fewer in a non-con game: 10 vs. Wofford, 12-19-20

Committed 10 turnovers or fewer in an SEC game: 9 at Florida, 2-15-21

Opponent committed fewer than 10 turnovers: 9 by Indiana, 12-6-20; 9 by Alabama, 1-28-21

Attempted 40 FT: 42 vs. Tennessee St., 3-20-15

Attempted fewer than five FT: 4 vs. South Carolina, 1-13-11

Made 30 FT: 31 vs. Tennessee St., 3-20-15

Made 40 FT: 49* vs. Baylor, 12-6-13

Hit 100 percent from the free-throw line (min. 10 made): *12-of-12 vs. Missouri, 1-13-13

Won an overtime game: at Miss. State, 1-3-21, (92-86) (A) 10T

Lost an overtime game: vs. Missouri, 3-8-19 (70-68) (N) 10T

Played a double-overtime game: vs. Miss. State, 2-12-15 (92-90) (H)

Played a triple-overtime game: vs. Baylor, 12-6-13 (133-130) (N) 40T

Played a quadruple-overtime game: vs. Baylor, 12-6-13 (133-130) (N) 40T

Started three freshmen in a game: (Evans, Conwright, Drake) vs. UTC, 12-11-10

Started four freshmen in a game: (Mendeng, Helm, Hawthorne, Stoglin) vs. Tennessee, 1-27-2001

Defeated a Top-5 opponent: 2-23-17 - #22/rv UK 78 - #3/2 vs. Miss. State 75 (OT) (H)

Defeated a Top-10 opponent: 12-31-20 - #13/11 UK 75 - vs. #10/10 Arkansas 64 (H)

Defeated a Top-25 opponent: 1-6-22- #21/20 UK 84 - vs. #15/14 Georgia 76 (H)

Defeated a Top-25 non-conference opponent at home: 1-6-22 - #21/20 UK 84 - vs. #15/14 Georgia 76 (H)

Defeated a Top-25 non-conference opponent on the road: 11-15-15 - #17/18 UK 68 - #15/15 Arizona State 64 (A)

Defeated a Top-25 opponent at a neutral site: 11-22-18 - #rv UK 85 - #17 vs. USF 63 (N) - 2018 Paradise Jam

Defeated a Top-10 SEC opponent at home: 2-11-21 - #20/18 UK 71 - vs. #16/19 Tennessee 64 (H)

Defeated a Top-25 SEC opponent at home: 1-6-22- #21/20 UK 84 - vs. #15/14 Georgia 76 (H)

Defeated a Top-25 opponent on the road: 2-25-21- #19/17 UK 62 - vs. #17/18 Georgia 58 (A)

Defeated a Top-25 SEC opponent on the road: 1-3-21- #13/11 UK 92 - vs. #12/13 Mississippi State 86 (A)

Defeated a Top-10 opponent on the road: 12-7-14 - UK 77 - #7/7 Louisville 68 (A)

Defeated a Top-10 SEC opponent on the road: 2-16-14 - UK 75 - #8/8 Tennessee 71 (A)

Was defeated by an unranked opp. (while ranked) at home: vs. DePaul (94-85), 12-9-21 (#14/14)

Was defeated by an unranked opp. (while ranked) on the road: at Ole Miss (60-72), 2-4-21 (#15/14)

Was defeated by an unranked opp. (while ranked) at a neutral site: vs. Iowa (86-72), 3-23-21 (#18/19)

* Denotes a school record

TOP-10 HOME GAMES ATTENDANCES (! INCLUDES RUPP ARENA)

1.	23,705	Duke !	12/22/13
2.	22,075	Baylor !	11/17/14
3.	18,488	DePaul !	12/07/12
4.	17,150	Duke !	12/20/15
5.	14,508	Duke !	12/08/11
6.	14,425	Louisville !	12/10/15
7.	13,689	Tennessee !	01/26/06
8.	10,622	Old Dominion	02/05/83
9.	10,390	Rutgers !	01/12/80
10.	10,192	Louisville !	12/28/06

TOP-10 MEMORIAL COLISEUM ATTENDANCES

1.	10,622	Old Dominion	02/06/83
2.	8,429	Tennessee	01/29/04
3.	8,223	Auburn	02/18/83
4.	8,200	Tennessee	02/09/83
5.	8,130	Tennessee	01/23/00
6.	7,965	Tennessee	03/03/13
7.	7,963	Louisville	12/11/13
8.	7,961	Tennessee	01/12/12
9.	7,951	Louisville	12/04/11
10.	7,888	Florida	01/22/12

HOME COURT WINNING STREAKS (INCLUDES RUPP ARENA)

Games	Began	Ended	
1.	34	Feb. 13, 2011	Feb. 3, 2013
2.	30	Feb. 12, 1980	Jan. 31, 1982
3.	25	March 19, 2009	Jan. 9, 2010
4.	19	Feb. 23, 1982	Feb. 9, 1983
5.	14	Jan. 31, 1990	Jan. 27, 1991
6.	13	Jan. 30, 1984	Jan. 13, 1985
	13	March 2, 2014	Jan. 29, 2015
8.	11	Feb. 7, 1987	Jan. 7, 1988
	11	Feb. 10, 1979	Feb. 2, 1980
10.	10	Nov. 19, 2004	Jan. 27, 2005

KENTUCKY ATTENDANCE AVERAGES LAST 15 YEARS

Year	Total	(Games) Rank	Avg. PG
2003-04	72,533	(14 games) 16th	5,182
2004-05	90,663	(19 games) 20th	4,772
2005-06	77,411	(15 games) 20th	5,161
2006-07	87,943	(15 games) 13th	5,863
2007-08	85,769	(18 games) 23rd	4,756
2008-09	75,194	(17 games) 21st	4,423
2009-10	95,615	(17 games) 14th	5,624
2010-11	95,453	(15 games) 11th	6,364
2011-12	113,068	(18 games) 13th	6,282
2012-13	104,447	(17 games) 11th	6,144
2013-14	121,089*	(18 games) 9th	6,727*
2014-15	108,436	(17 games) 8th	6,379
2015-16	116,164	(18 games) 8th	6,454
2016-17	104,252	(20 games) 14th	5,213
2017-18	82,984	(16 games) 15th	5,187
2018-19	85,807	(18 games) 18th	4,767
2019-20	80,853	(17 games) 19th	4,756

* - SCHOOL RECORD



Memorial Coliseum (8,000)

- The Coliseum covers an entire city block and has as much space as a seven-story office building. It currently has a capacity of 8,000.
- The Coliseum was built in 1950 and serves as a memorial to every Kentuckian who lost their life serving their country.
- A massive new LED video board spanning approximately 1,800 square feet with dimensions of 30 feet by 60 feet was installed in Memorial Coliseum in 2018.
- Wildcat fans are passionate about their basketball, that's why UK has ranked in the nation's top 20 and in the SEC's top four in attendance 11 straight years.
- UK averaged 5,186 fans per game in 2017-18 which ranked 15th nationally.
- UK drew 116,164 fans for its home games in 2015-16 the second-highest total attendance in school history.



Rupp Arena (23,500)

- Rupp Arena is entering its 45th season.
- An awesome structure in sight and scope, the arena is divided into two seating areas. The lower level features 10,000 cushioned theater seats while the upper arena has new chairback seats on the sidelines. The latter can be visually isolated to provide more natural setting for small shows.
- The Wildcats command an exclusive and updated state-of-the-art locker room, while other amenities include six team-size dressing rooms and eight smaller units.
- In 2013-14, UK set the new single-game attendance record when 23,706 fans saw UK face No. 2 Duke in Rupp Arena on Dec. 22, 2013. The attendance marked the largest crowd ever to see a college women's hoops game in the Commonwealth — the previous mark was 22,152 for the first Kentucky-Louisville game played in the KFC Yum! Center on Dec. 5, 2010.
- In 2015-16, Kentucky packed 17,150 fans in Rupp Arena on Dec. 20 against Duke, which was the fourth-largest home crowd in program history. On Dec. 10, the Wildcats had 14,425 fans at the historic arena, which was the sixth-largest home crowd in school history.

MISCELLANEOUS AND SPECIALTY STATS

LEADING SCORER	Nyah Leveretter	1
Rhyné Howard		7
Dre'una Edwards		4
Robyn Benton		2
LEADING REBOUNDER		
Dre'una Edwards		6
Treasure Hunt		4
Rhyné Howard		3
Robyn Benton		1
Olivia Owens		1
LEADER IN ASSISTS		
Jazmine Massengill		6
Rhyné Howard		6
Dre'una Edwards		3
Jada Walker		1
CHARGES DRAWN		
Kentucky		11
Rhyné Howard		4
Jada Walker		2
Robyn Benton		1
Jazmine Massengill		1
Olivia Owens		1
Emma King		2
Opponent		11
10-SEC. BACKCOURT VIOLATION FORCED		
Kentucky		3
Opponent		0
5-SEC. OUT-OF-BOUNDS CALLS FORCED		
Kentucky		0
Opponent		0
SHOT CLOCK VIOLATIONS FORCED		
Kentucky		8
Opponent		3
20-POINT SCORING GAMES		
Rhyné Howard		8
Dre'una Edwards		4
Robyn Benton		1
30-POINT SCORING GAMES		
Rhyné Howard		1
40-POINT SCORING GAMES		
n/a		
DOUBLE-FIGURE SCORING GAMES		
Rhyné Howard		11
Dre'una Edwards		10
Robyn Benton		9
Jada Walker		8
Treasure Hunt		5
Jazmine Massengill		4
DOUBLE-FIGURE REBOUND GAMES		
Dre'una Edwards		5
Rhyné Howard		2
Treasure Hunt		1
20-PLUS REBOUNTING GAMES		
n/a		
SEASON DOUBLE-DOUBLES		
Dre'una Edwards		5
Rhyné Howard		2
TECHNICAL FOULS		
Kentucky		1
Jazmine Massengill		1
Opponent		4
UK'S FIRST SUBSTITUTION		
Jada Walker		7
Robyn Benton		2
Olivia Owens		2
Treasure Hunt		1

SPECIALTY STATS
 PP - Points in the paint; POT - Points off turnovers; 2nd - Second-chance points; FB - Fast break points; BP - Bench points

Opponent	KENTUCKY/OPPONENT				
	PP	POT	2nd	FB	BP
Presbyterian	50/26	39/9	17/6	14/4	34/18
N. Alabama	58/22	27/10	30/4	14/4	28/8
Indiana	34/44	12/13	13/20	8/14	18/4
Winthrop	52/20	36/4	27/6	19/4	18/26
La Salle	28/18	14/8	4/13	9/0	13/21
West Virginia	32/30	17/8	21/5	7/6	20/14
Merrimack	52/20	38/6	12/9	23/9	21/24
DePaul	50/62	16/22	12/1	16/11	10/16
Louisville	28/32	9/21	6/8	6/8	8/18
USC Upstate	38/26	38/13	12/8	12/0	10/22
Georgia	48/44	20/14	4/8	13/10	7/16
S. Carolina	22/54	13/8	15/12	10/6	15/15
Tennessee	28/40	14/14	8/22	19/12	9/39
Florida					
Ole Miss					
Auburn					
Vandy					
LSU					
Texas A&M					
S. Carolina					
Alabama					
Vandy					
Arkansas					
Missouri					
Auburn					
Total	520/438	293/150	181/122	170/88	211/241

CLUTCH FREE THROWS - INDIVIDUAL/SEASON TOTALS
 (final three minutes of regulation and overtime in a six-point game)

Player	FT-FTA	Pct.
Rhyné Howard	3-3	1.000
Jazmine Massengill	0-2	.000
TOTAL	3-5	.600

LARGEST 2ND HALF DEFICIT IN WIN	vs. Georgia	3
LARGEST 1ST HALF DEFICIT IN SEC WIN	vs. Georgia	6
LARGEST 2ND HALF DEFICIT IN SEC WIN	vs. Georgia	3
LONGEST WINNING STREAK	Nov. 9 - Nov. 11	2
	Nov. 21 - Dec. 9	4
LONGEST SEC WINNING STREAK	n/a	
LONGEST LOSING STREAK	Dec. 9-Dec. 12	2
	Jan. 9-Jan. 16	2
LARGEST ROAD CROWD	at South Carolina	12,327

Head Coach KYRA ELZY



@UKCoachLZ



- WBCA Rookie Coach of the Year in 2021 after becoming the first UK head coach to lead their team to the NCAA Tournament in their first season at the helm.
- Named espnW National Coach of the Week on January 4, 2021, after back-to-back top-12 wins to start conference action (then-No. 10 Arkansas and then-No. 12 Mississippi State). It marked the first time Kentucky has ever earned back-to-back wins against teams ranked in the top-12 of the AP poll.
- Became the eighth head coach in UK women's basketball history as UK AD Mitch Barnhart named her head coach on Dec. 14, 2020 following the retirement of Matthew Mitchell.
- Has been a huge key to the program's success the last 13 years as she has spent 10 seasons on the Kentucky staff. Started as assistant coach from 2008-2010 then associate head coach 2010-2012. Returned to UK in 2016 as the associate head coach.
- In her nine years at Kentucky, the Wildcats have been to the NCAA Tournament seven times, including two NCAA Elite Eights. UK won the SEC Regular Season Championship in 2012 - only its second in program history. UK has had a winning season in eight of those nine seasons, including six 20-win seasons and six 10+ wins in league play.
- At Kentucky, Elzy has coached three SEC Players of the Year (Victoria Dunlap, A'dia Mathies, Rhyne Howard), three SEC Freshman of the Year (A'dia Mathies, Bria Goss, Rhyne Howard), one SEC Defensive Player of the Year (Victoria Dunlap), two SEC 6th Woman of the Year (Keyla Snowden, Chasity Patterson), two SEC Scholar-Athletes of the Year (Alyssa Rice, Maci Morris) and her players have earned 40 All-SEC honors overall.
- Elzy married Dexter Lander in August 2012 and the couple have one son Jackson, who was born in 2016.

DID YOU KNOW?

- Kyra Elzy is in the Kentucky High School Basketball Hall of Fame for her storied career at Oldham County High School. During her high school days, she was a two-time All-American selection by Parade Magazine and Street & Smith and considered by some to be the best high school basketball player in Kentucky history. She led her Oldham County team to two KHSAA regional titles and a semifinal appearance in the 1993 KHSAA Sweet 16. Overall, she scored 3,000 points with 1,700 rebounds, 449 assists and 516 steals over a stellar career.
- An all-around athlete, Kyra also saw success in cross country and track and field where she was a state champion in the 400-meter dash as a junior in high school.
- Elzy holds a bachelor's degree in psychology from Tennessee in 1999 and a master's degree in cultural studies and education with an emphasis in sports psychology from UT in 2001.
- As a student-athlete at UT from 1996-2001, Elzy's game excelled under Hall of Famer Pat Summitt. A four-year letterwinner, Elzy was a member of two national championship teams (1997, 1998), a national runner-up squad (2000), four SEC regular-season championships (1998, 1999, 2000, 2001) and three SEC Tournament titles (1998, 1999, 2000).
- During her time in Knoxville, she played in 126 games and earned the Holly Warlick Defensive Player of the Year award in 1997 and the Unsung Hero Award in 1998. Elzy became just the fifth freshman in Tennessee history to start her first game as a Lady Vol when she started at guard in the 1996-97 season opener against Austin Peay. She also earned another distinction during her playing career, becoming the first UT player to earn her master's degree while still playing.

KYRA ELZY YEAR-BY-YEAR AS HEAD COACH

Year	School	Position	Record	SEC	Postseason
2021-22	Kentucky	Head Coach	8-5	1-2	n/a
2020-21	Kentucky	Head Coach	18-9	9-6	SEC Tournament QF/NCAA Second Round
Total	at UK	Head Coach	26-14 (.650)		
	vs. SEC	Head Coach	10-8 (.556)		
	Overall	Head Coach	26-14 (.650)		

KYRA ELZY YEAR-BY-YEAR AS ASSISTANT COACH

Year	School	Position	Record	SEC/Conf.	Postseason
2019-20	Kentucky	Associate Head Coach	22-8	10-6	SEC Tournament SF/NCAA canceled
2018-19	Kentucky	Associate Head Coach	25-8	11-5	SEC Tournament QF/NCAA 2nd Rd.
2017-18	Kentucky	Associate Head Coach	15-17	6-10	SEC Tournament QF
2016-17	Kentucky	Associate Head Coach	22-11	11-5	SEC Tournament SF/NCAA 2nd Rd.
2015-16	Tennessee	Associate Head Coach	22-14	8-8	NCAA Elite Eight
2014-15	Tennessee	Assistant Coach	30-6	15-1	SEC Reg. Season Champ./NCAA Elite Eight
2013-14	Tennessee	Assistant Coach	29-6	13-3	SEC Tournament Champ./NCAA Sweet 16
2012-13	Tennessee	Assistant Coach	27-8	14-3	SEC Reg. Season Champ./NCAA Elite Eight
2011-12	Kentucky	Associate Head Coach	28-7	13-3	SEC Reg. Season Champ./NCAA Elite Eight
2010-11	Kentucky	Associate Head Coach	25-9	11-5	SEC Tournament Finals/NCAA 2nd Rd.
2009-10	Kentucky	Assistant Coach	28-8	11-5	SEC Tournament Finals/NCAA Elite Eight
2008-09	Kentucky	Assistant Coach	16-16	5-9	WNIT Second Round
2007-08	Kansas	Assistant Coach	17-16	4-12	WNIT Third Round
2006-07	Kansas	Assistant Coach	11-20	4-12	Big 12 Tournament 2nd Rd.
2005-06	Kansas	Assistant Coach	17-13	5-11	WNIT First Round
2004-05	Kansas	Assistant Coach	12-16	5-11	Big 12 Tournament 1st Rd.
2003-04	WKU	Assistant Coach	20-14	12-2	Sun Belt Tourn. Runner-up/WNIT Third Rd.
2002-03	WKU	Assistant Coach	22-9	12-2	Sun Belt Tourn. Champ./NCAA 1st Rd.
Total	at UK	Assistant Coach	181-94 (.658)		
	Overall	Assistant Coach	388-206 (.653)		





ROBYN BENTON

#1 • GUARD • SR • 5-9

CONYERS, GA./GREATER ATLANTA CHRISTIAN/AUBURN

2021-22 (SENIOR)

Goal is to make the All-SEC Defensive Team this season ... Tied for the most steals in game vs. Presbyterian with 4 ... Has scored 10 or more points in every game this season and hit a 3 in every game this season ... Tied for most steals in game vs. Winthrop and notched fourth straight game with over 10 points ... Scored second-highest point total in her career in game vs. DePaul with 22 points ... Led Kentucky in points with 11 at South Carolina.



EXTRA STATS ...

	21-22	Career
10+ Points	9	36
15+ Points	2	8
20+ Points	1	2
25+ Points	0	0
30+ Points	0	0
35+ Points	0	0
40+ Points	0	0
Made 3+ 3FG	1	9
10+ Rebs	0	0
Double-dbls	0	0
3+ Assists	3	14
2+ Steals	6	36
Led UK in Pts	2	2
Led UK in Rebs	0	0
Led UK in Asts	0	2
Led UK in Stls	4	8
Led UK in Blks	3	3

CAREER HIGHS

POINTS:	23 AT MISSOURI, 02/27/20
FGM:	11 vs. DEPAUL, 12/09/21
FGA:	17 AT SOUTH CAROLINA, 02/13/20
FTM:	8 AT ALABAMA, 02/9/20
FTA:	8 vs. TENNESSEE, 03/1/20
3FGM:	5 AT ELON, 12/22/18
3FGA:	8 (2X) LAST vs. OLE MISS, 01/23/20
O-REBOUNDS:	4 (5X) LAST vs. SOUTH CAROLINA, 02/13/20
D-REBOUNDS:	5 AT DEPAUL, 12/16/20
TOTAL REBOUNDS:	7 (2X) LAST vs. LA SALLE, 11/27/21
ASSISTS:	4 (2X) LAST vs. GEORGIA, 1/6/22
BLOCKS:	2 (3X) LAST vs. DEPAUL, 12/09/21
STEALS:	6 (2X) LAST vs. VANDERBILT, 2/2/20
MINUTES:	38 vs. MISSISSIPPI STATE, 2/20/20

SEASON HIGHS

POINTS:	22 vs. DEPAUL, 12/09/21
FGM:	11 vs. DEPAUL, 12/09/21
FGA:	15 (2X) LAST vs. DEPAUL, 12/09/21
FTM:	3 vs. NORTH ALABAMA, 11/11/21
FTA:	4(2X) LAST vs. INDIANA, 11/14/21
3FGM:	3 vs. LA SALLE, 11/27/21
3FGA:	5 vs. WINTHROP, 11/21/21
O-REBOUNDS:	5 vs. DEPAUL, 12/09/21
D-REBOUNDS:	4 (2X) LAST vs. LA SALLE, 11/27/21
TOTAL REBOUNDS:	7 (2X) LAST vs. DEPAUL, 12/09/21
ASSISTS:	4 vs. GEORGIA, 1/6/22
BLOCKS:	2 vs. DEPAUL, 12/09/21
STEALS:	5 vs. WINTHROP, 11/21/21
MINUTES:	35 vs. NORTH ALABAMA, 11/11/21

SEASON	TEAM	GP-GS	MIN/AVG	Field Goals		3-Point		F-Throws		Rebounds				Scoring						
				FG-FGA	FG%	3FG-3FGA	3FG%	FT-FTA	FT%	OFF	DEF	TOT	AVG	PF-FO	A	TO	BLK	STL	PTS	AVG
2018-19	AUB	32-0	454/14.2	64-167	.383	35-94	.372	24-34	.706	16	26	42	1.3	41-0	18	15	3	34	187	5.8
2019-20	AUB	20-14	532/26.6	66-200	.330	27-85	.318	43-51	.843	35	22	57	2.9	44-0	28	34	10	56	202	10.1
2020-21	UK	26-0	468/18.0	60-158	.380	23-76	.303	29-37	.784	22	42	64	2.5	39-0	27	32	6	23	172	6.6
2021-22	UK	12-9	333/27.8	55-115	.478	11-31	.355	14-20	.700	15	22	37	3.1	21-1	20	19	7	22	135	11.3
TOTAL FOR UK		38-9	801/21.1	115-273	.421	34-107	.318	43-57	.754	37	64	101	2.7	60-1	47	51	13	45	307	8.1
TOTAL		90-23	1787/19.9	245-640	.383	96-286	.336	110-142	.775	88	112	200	2.2	145-1	93	100	26	135	696	7.7



DRE'UNA EDWARDS

#44 • FORWARD • RS-JR • 6-2

COMPTON, CALIF./LIBERTY HS/UTAH

2021-22 (REDSHIRT JUNIOR)

Has worked hard this offseason and is in elite shape and poised for a strong season ... Led Kentucky in points with 20 in game vs. Presbyterian and in game vs. North Alabama with 27 ... Tied career high for points in a single game with 27 vs. North Alabama ... Scored 20+ points in four of five games this season with 19.2 point average per game ... Earned first double-double of the season in game against La Salle ... Earned second double-double in a row with 19 points and 10 rebounds in West Virginia game ... Earned third double-double in a row with 17 points and 11 rebounds in game against Merrimack ... Played for fourth double-double in a row in game against Louisville with 14 points and a season-high 14 rebounds ... Got fifth double-double in a row with 11 points and 12 rebounds in win over USC Upstate.

mullah2dree

lhoopDrea44

EXTRA STATS ...

	21-22	Career
10+ Points	10	41
15+ Points	7	21
20+ Points	4	8
25+ Points	1	2
Made 3+ 3FG	1	1
10+ Rebs	5	17
Double-dbls	5	16
3+ Assists	5	12
2+ Steals	1	18
Led UK in Pts	4	7
Led UK in Rebs	5	12
Led UK in Asts	3	5
Led UK in Stls	0	2
Led UK in Blks	3	12

CAREER HIGHS

POINTS:	27(2x) LAST VS. NORTH ALABAMA, 11/11/21
FGM:	12 VS. NORTH ALABAMA, 11/11/21
FGA:	19 VS. BELMONT, 11/29/20
FTM:	9 VS. UCLA, 02/10/19
FTA:	9 VS. UCLA, 02/10/19
3FGM:	3 VS. WEST VIRGINIA, 12/01/21
3FGA:	4(4x) LAST AT SOUTH CAROLINA, 1/9/22
O-REBOUNDS:	8 VS. BYU, 12/08/18
D-REBOUNDS:	11 VS. ARIZONA, 01/06/19
TOTAL REBOUNDS:	15(2x) LAST VS. BELMONT, 11/29/20
ASSISTS:	5(3x) LAST VS. GEORGIA, 1/6/22
BLOCKS:	6 VS. WEST VIRGINIA, 12/01/21
STEALS:	4 (2x) LAST AT KANSAS STATE, 12/03/20
MINUTES:	37 VS. GEORGIA, 1/6/22

SEASON HIGHS

POINTS:	27 VS. NORTH ALABAMA, 11/11/21
FGM:	12 VS. NORTH ALABAMA, 11/11/21
FGA:	18 VS. NORTH ALABAMA, 11/11/21
FTM:	4 VS. LA SALLE, 11/27/21
FTA:	4 (3x) LAST VS. MERRIMACK, 12/5/21
3FGM:	3 VS. WEST VIRGINIA, 12/01/21
3FGA:	4 (3x) LAST AT SOUTH CAROLINA, 1/9/22
O-REBOUNDS:	6 VS. USC UPSTATE, 12/19/21
D-REBOUNDS:	9 VS. LOUISVILLE, 12/12/21
TOTAL REBOUNDS:	14 VS. LOUISVILLE, 12/12/21
ASSISTS:	5 VS. GEORGIA, 1/6/22
BLOCKS:	6 VS. WEST VIRGINIA, 12/01/21
STEALS:	2 VS. NORTH ALABAMA, 11/11/21
MINUTES:	37 VS. GEORGIA, 1/6/22

SEASON	TEAM	GP-GS	MIN/AVG	Field Goals			3-Point		F-Throws		Rebounds				Scoring					
				FG-FGA	FG%	3FG-3FGA	3FG%	FT-FTA	FT%	OFF	DEF	TOT	AVG	PF-FO	A	TO	BLK	STL	PTS	AVG
2018-19	Utah	26-26	595/22.9	128-237	.540	0-1	.000	45-59	.763	66	109	175	6.7	63-0	36	58	29	40	301	11.6
2020-21	UK	27-11	531/19.7	108-233	.464	12-29	.414	35-55	.636	52	112	164	6.1	69-1	32	45	21	24	263	9.7
2021-22	UK	12-12	361/30.1	81-152	.533	11-29	.379	18-27	.667	35	57	92	7.7	30-0	25	31	15	7	191	15.9
TOTAL FOR UK		39-23	892/22.9	189-385	.491	23-58	.397	53-82	.646	87	169	256	6.6	99-1	57	76	36	31	454	11.6
TOTAL		65-49	1488/22.9	317-622	.510	23-59	.390	98-141	.695	153	278	431	6.6	162-1	93	134	65	71	755	11.6



BLAIR GREEN

#5 • GUARD • SR • 6-0

HARLAN COUNTY, KY./HARLAN COUNTY HS

2021-22 (SENIOR)

Sustained a ruptured Achilles in Kentucky's closed scrimmage vs. EKU this preseason and will miss the 2021-22 season.

 blair.green5

 greenblair32

EXTRA STATS ...

	21-22	Career
10+ Points	0	17
15+ Points	0	3
20+ Points	0	1
Made 3+ 3FG	0	4
10+ Rebs	0	-
Double-dbls	0	-
3+ Assists	0	7
2+ Steals	0	10
Led UK in Pts	0	3
Led UK in Rebs	0	1
Led UK in Asts	0	4
Led UK in Stls	0	4
Led UK in Blks	0	10

CAREER HIGHS

POINTS:	22 vs. VANDERBILT, 01/17/21
FGM:	8 vs. MARSHALL, 12/09/20
FGA:	13(2x) LAST vs. MARSHALL, 12/09/20
FTM:	5 vs. MOREHEAD, 11/21/19
FTA:	8 vs. MOREHEAD, 11/21/19
3FGM:	4 vs. VANDERBILT, 01/17/21
3FGA:	5(6x) LAST vs. VANDERBILT, 01/17/21
O-REBOUNDS:	3(3x) LAST vs. MURRAY STATE, 11/25/20
D-REBOUNDS:	5 AT MISSOURI, 01/30/20
TOTAL REBOUNDS:	7 AT MISSOURI, 01/30/20
ASSISTS:	5 AT ALABAMA, 01/9/20
BLOCKS:	3 vs. ARKANSAS, 12/31/20
STEALS:	3 (2x) LAST AT MISSOURI, 01/30/20
MINUTES:	39 vs. VANDERBILT, 01/17/21

SEASON HIGHS

POINTS:	N/A
FGM:	N/A
FGA:	N/A
FTM:	N/A
FTA:	N/A
3FGM:	N/A
3FGA:	N/A
O-REBOUNDS:	N/A
D-REBOUNDS:	N/A
TOTAL REBOUNDS:	N/A
ASSISTS:	N/A
BLOCKS:	N/A
STEALS:	N/A
MINUTES:	N/A

SEASON	TEAM	GP-GS	MIN/AVG	Field Goals			3-Point		F-Throws		Rebounds				Scoring					
				FG-FGA	FG%	3FG-3FGA	3FG%	FT-FTA	FT%	OFF	DEF	TOT	AVG	PF-FO	A	TO	BLK	STL	PTS	AVG
2018-19	UK	33-0	581/17.6	72-169	.426	16-44	.364	15-17	.882	14	52	66	2.0	48-1	13	41	8	20	175	5.3
2019-20	UK	30-7	577/19.2	66-176	.375	22-70	.314	19-29	.655	24	41	65	2.2	44-0	30	23	6	17	173	5.8
2020-21	UK	27-18	553/20.5	63-143	.441	21-63	.333	15-18	.833	9	34	43	1.6	23-0	27	24	7	9	162	6.0
TOTAL		90-25	1711/19.0	201-488	.412	59-177	.333	49-64	.766	47	127	174	1.9	115-1	70	88	21	46	510	5.7



RHYNE HOWARD

#10 • GUARD • SR • 6-2

CLEVELAND, TENN./BRADLEY CENTRAL HS

- 2021-22 AP Preseason First-Team All-American
- 2021-22 SEC Preseason Player of the Year (league coaches and league media)
- 2021-22 All-SEC Preseason First Team (league coaches and league media)
- 2021-22 Preseason All-American (Lindy's, The Athletic)
- Cheryl Miller, Wooden Award, Wade Trophy, Naismith Trophy Preseason Watch Lists



2021-22 (SENIOR)

Poised for a great final season for the Wildcats as coaches say she is in the best shape of her life and motivated more than previous seasons ... Tied for most assists and steals for Kentucky with seven assists and four steals in game vs. Presbyterian ... Earned 18th career double-double in game vs. North Alabama ... Surpassed Maci Morris for the 6th-most points scored all time for Kentucky women's basketball with 1,713 after game against Indiana ... Recorded first career triple-double in game against Winthrop with 20 points, 10 rebounds and 10 assists ... Surpassed Maci Morris, Makayla Epps and Leslie Nichols for the 4th-most points scored all time for Kentucky women's basketball with 1,799 after game against Merrimack ... Tied season-high single-game steals amount with six against USC Upstate ... Earned season-high in points with 30 in win over Georgia ... Surpassed Victoria Dunlap for the third-most points scored all time for Kentucky women's basketball with 1,872 after win against Georgia ... Led team in points and steals with 24 points and four steals in game against Tennessee.

EXTRA STATS ...

	21-22	Career
10+ Points	11	83
15+ Points	10	69
20+ Points	8	52
25+ Points	2	28
30+ Points	1	8
35+ Points	0	2
40+ Points	0	1
Made 3+ 3FG	2	39
10+ Rebs	2	20
Double-dbls	2	19
3+ Assists	6	44
2+ Steals	9	60
Led UK in Pts	7	61
Led UK in Rebs	4	50
Led UK in Asts	5	35
Led UK in Stls	9	40
Led UK in Blks	6	39

CAREER HIGHS

POINTS:	43 AT ALABAMA, 01/9/20
FGM:	14 AT ALABAMA, 01/9/20
FGA:	27 VS. TENNESSEE, 01/5/20
FTM:	12 VS. SOUTH CAROLINA, 02/23/20
FTA:	14(2x) LAST AT OLE MISS, 02/04/21
3FGM:	7(3x) LAST AT ALABAMA, 01/9/20
3FGA:	14 AT LSU, 01/19/20
O-REBOUNDS:	8(2x) LAST VS. OLE MISS, 02/28/21
D-REBOUNDS:	8(5x) LAST VS. OLE MISS, 02/28/21
TOTAL REBOUNDS:	16 VS. OLE MISS, 02/28/21
ASSISTS:	10 VS. WINTHROP, 11/21/21
BLOCKS:	3(5x) LAST VS. NORTH ALABAMA, 11/11/21
STEALS:	7(2x) LAST VS. TENNESSEE, 02/11/21
MINUTES:	40 VS. MISSISSIPPI STATE, 03/7/20

SEASON HIGHS

POINTS:	30 VS. GEORGIA, 1/6/22
FGM:	12 VS. GEORGIA, 1/6/22
FGA:	21 AT TENNESSEE, 1/16/22
FTM:	8 VS. WEST VIRGINIA, 12/1/21
FTA:	10 VS. WEST VIRGINIA, 12/1/21
3FGM:	5 VS. WEST VIRGINIA, 12/1/21
3FGA:	8 VS. WINTHROP, 11/21/21
O-REBOUNDS:	4 VS. NORTH ALABAMA, 11/11/21
D-REBOUNDS:	6 (6x) LAST AT SOUTH CAROLINA, 1/9/22
TOTAL REBOUNDS:	10 (2x) LAST VS. WINTHROP, 11/21/21
ASSISTS:	10 VS. WINTHROP, 11/21/21
BLOCKS:	3 VS. NORTH ALABAMA, 11/11/21
STEALS:	6 (2x) LAST VS. USC UPSTATE, 12/19/21
MINUTES:	39 VS. INDIANA, 11/14/21

SEASON	TEAM	GP-GS	MIN/AVG	Field Goals			3-Point		F-Throws		Rebounds				Scoring					
				FG-FGA	FG%	3FG-3FGA	3FG%	FT-FTA	FT%	OFF	DEF	TOT	AVG	PF-FO	A	TO	BLK	STL	PTS	AVG
2018-19	UK	32-32	990/30.9	190-426	.446	74-191	.387	71-105	.676	81	131	212	6.6	86-2	75	78	22	68	525	16.4
2019-20	UK	27-27	844/31.2	212-490	.433	84-220	.382	125-158	.791	63	112	175	6.5	68-0	66	60	29	62	633	23.4
2020-21	UK	24-24	835/34.8	173-390	.444	56-150	.373	95-122	.779	59	115	174	7.3	63-0	91	51	19	61	497	20.7
2021-22	UK	13-13	446/34.3	89-195	.456	20-65	.308	52-68	.765	24	59	83	6.4	31-0	51	29	15	42	250	19.2
TOTAL		96-96	3115/32.4	664-1501	.442	234-626	.374	343-453	.757	227	417	644	6.7	248-2	283	218	85	233	1905	19.8




TREASURE HUNT

#12 • GUARD • SOPH. • 6-2

CHATTANOOGA, TENN./HAMILTON HEIGHTS CHRISTIAN ACADEMY

2021-22 (SOPHOMORE)

Has spent time this offseason working with the posts as she could play more of a stretch-4 and provide UK with matchup problems with her ability to play inside and out ... Scored a career-high 18 points in game vs. Presbyterian along with a career-high in rebounds with nine ... Tied highest single-game scoring total in career history and made most free throws in a single game in her career in game vs. DePaul ... Led UK in points in game against Louisville with 14.



EXTRA STATS ...

	21-22	Career
10+ Points	5	7
15+ Points	2	2
20+ Points	0	0
25+ Points	0	0
30+ Points	0	0
35+ Points	0	0
40+ Points	0	0
Made 3+ 3FG	0	0
10+ Rebs	0	0
Double-dbls	0	0
3+ Assists	3	4
2+ Steals	1	2
Led UK in Pts	1	1
Led UK in Rebs	2	2
Led UK in Asts	0	1
Led UK in Stls	1	2
Led UK in Blks	1	2

CAREER HIGHS

POINTS:	18 (2x) LAST vs. DEPAUL, 12/09/21
FGM:	7 vs. PRESBYTERIAN, 11/09/21
FGA:	14 vs. DEPAUL, 12/09/21
FTM:	8 vs. DEPAUL, 12/09/21
FTA:	10 vs. DEPAUL, 12/09/21
3FGM:	2(4x) LAST AT SOUTH CAROLINA, 1/9/22
3FGA:	7 vs. VANDERBILT, 01/17/21
O-REBOUNDS:	7 vs. NORTH ALABAMA, 11/11/21
D-REBOUNDS:	7 vs. FLORIDA, 03/04/21
TOTAL REBOUNDS:	10 vs. NORTH ALABAMA, 11/11/21
ASSISTS:	5 vs. PRESBYTERIAN, 11/09/21
BLOCKS:	2 (3x) LAST vs. DEPAUL, 12/09/21
STEALS:	2 (2x) LAST AT SOUTH CAROLINA, 1/9/22
MINUTES:	35 vs. VANDERBILT, 01/17/21

SEASON HIGHS

POINTS:	18 (2x) LAST vs. DEPAUL, 12/09/21
FGM:	7 vs. PC, 11/09/21
FGA:	14 vs. DEPAUL, 12/09/21
FTM:	8 vs. DEPAUL, 12/09/21
FTA:	10 vs. DEPAUL, 12/09/21
3FGM:	2 AT SOUTH CAROLINA, 1/9/22
3FGA:	5 AT SOUTH CAROLINA, 1/9/22
O-REBOUNDS:	7 vs. NORTH ALABAMA, 11/11/21
D-REBOUNDS:	6 (2x) LAST vs. WINTHROP, 11/21/21
TOTAL REBOUNDS:	10 vs. NORTH ALABAMA, 11/11/21
ASSISTS:	5 vs. PC, 11/09/21
BLOCKS:	2 (2x) LAST vs. DEPAUL, 12/09/21
STEALS:	2 AT SOUTH CAROLINA, 1/9/22
MINUTES:	33 vs. DEPAUL, 12/09/21

SEASON	TEAM	GP-GS	MIN/AVG	Field Goals		3-Point		F-Throws		Rebounds				Scoring						
				FG-FGA	FG%	3FG-3FGA	3FG%	FT-FTA	FT%	OFF	DEF	TOT	AVG	PF-FO	A	TO	BLK	STL	PTS	AVG
2020-21	UK	15-1	195/13.0	21-62	.339	10-32	.313	4-6	.667	10	22	32	2.1	16-0	10	13	5	4	56	3.7
2021-22	UK	13-12	329/25.3	40-103	.388	5-28	.179	22-46	.478	25	45	70	5.4	18-0	23	22	7	8	107	8.2
TOTAL		28-13	524/18.7	61-165	.370	15-60	.250	26-52	.500	35	67	102	3.6	34-0	33	35	12	12	163	5.8



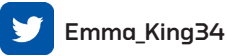
EMMA KING

#34 • GUARD • JR • 5-10

STANFORD, KY./LINCOLN COUNTY HS

2021-22 (JUNIOR)

Could be looked at more this year with the injury to Blair Green to provide instant offense from long range .. Earned her first two career blocks in game against North Alabama ... Led UK in blocks with two in game against USC Upstate ... Earned or tied career bests in free throws made and attempted, defensive rebounds, total rebounds, assists, blocks and minutes played in game against USC Upstate.



EXTRA STATS ...

	21-22	Career
10+ Points	0	0
15+ Points	0	0
20+ Points	0	0
25+ Points	0	0
30+ Points	0	0
35+ Points	0	0
40+ Points	0	0
Made 3+ 3FG	0	0
10+ Rebs	0	0
Double-dbls	0	0
3+ Assists	2	3
2+ Steals	0	0
Led UK in Pts	0	0
Led UK in Rebs	0	0
Led UK in Asts	0	1
Led UK in Stls	0	0
Led UK in Blks	2	2

CAREER HIGHS

POINTS:	7 (2x) LAST vs. MERRIMACK, 12/05/21
FGM:	3 vs. MERRIMACK, 12/05/21
FGA:	6 vs. MURRAY STATE, 11/25/20
FTM:	2 vs. IDAHO STATE, 03/21/21
FTA:	2(5x) LAST vs. USC UPSTATE, 12/19/21
3FGM:	2 vs. MOUNT ST. MARY'S, 11/05/19
3FGA:	5 vs. MOUNT ST. MARY'S, 11/05/19
O-REBOUNDS:	1 vs. DEPAUL, 12/09/21
D-REBOUNDS:	3 vs. BELMONT, 11/29/20
TOTAL REBOUNDS:	3 vs. BELMONT, 11/29/20
ASSISTS:	3 (3x) LAST vs. USC UPSTATE, 12/19/21
BLOCKS:	2 (2x) LAST vs. USC UPSTATE, 12/19/21
STEALS:	1(7x) LAST vs. DEPAUL, 12/09/21
MINUTES:	17 (2x) LAST vs. USC UPSTATE, 12/19/21

SEASON HIGHS

POINTS:	7 vs. MERRIMACK, 12/05/21
FGM:	3 vs. MERRIMACK, 12/05/21
FGA:	4 vs. PC, 11/09/21
FTM:	1 (2x) LAST vs. USC UPSTATE, 12/19/21
FTA:	2 (2x) LAST vs. USC UPSTATE, 12/19/21
3FGM:	1 vs. NORTH ALABAMA, 11/11/21
3FGA:	3 vs. NORTH ALABAMA, 11/11/21
O-REBOUNDS:	1 vs. DEPAUL, 12/09/21
D-REBOUNDS:	2 (4x) LAST AT TENNESSEE, 1/16/22
TOTAL REBOUNDS:	2 (4x) LAST AT TENNESSEE, 1/16/22
ASSISTS:	3 (2x) LAST vs. USC UPSTATE, 12/19/21
BLOCKS:	2 (2x) LAST vs. USC UPSTATE, 12/19/21
STEALS:	1 (3x) LAST vs. DEPAUL, 12/09/21
MINUTES:	17 (2x) LAST vs. USC UPSTATE, 12/19/21

SEASON	TEAM	GP-GS	MIN/AVG	Field Goals			3-Point		F-Throws		Rebounds				Scoring					
				FG-FGA	FG%	3FG-3FGA	3FG%	FT-FTA	FT%	OFF	DEF	TOT	AVG	PF-FO	A	TO	BLK	STL	PTS	AVG
2019-20	UK	15-0	105/7.0	7-31	.226	4-19	.211	3-5	.600	0	3	3	0.2	11-0	6	4	0	2	21	1.4
2020-21	UK	5-2	44/8.8	0-12	.000	0-4	.000	2-2	1.000	0	5	5	1.0	5-0	5	4	0	2	2	0.4
2021-22	UK	10-1	132/13.2	8-28	.286	1-9	.111	2-4	.500	1	11	12	1.2	11-0	14	10	5	3	19	1.9
TOTAL		30-3	282/9.4	15-71	.211	5-32	.156	7-11	.636	1	19	20	0.7	27-0	25	18	5	7	42	1.4



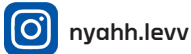
NYAH LEVERETTER

#21 • FORWARD • SOPH • 6-3

BLYTHEWOOD, S.C./WESTWOOD HS

2021-22 (SOPHOMORE)

Has added much-needed strength and should be a big factor for Kentucky off the bench in the post this season ... Was announced on Nov. 9 that she will miss an unspecified amount of time with a non-COVID related illness ... Returned for the Cats in game against West Virginia, notching 4 rebounds.



EXTRA STATS ...

	21-22	Career
10+ Points	0	0
15+ Points	0	0
20+ Points	0	0
25+ Points	0	0
30+ Points	0	0
35+ Points	0	0
40+ Points	0	0
Made 3+ 3FG	0	0
10+ Rebs	0	0
Double-dbls	0	0
3+ Assists	0	0
2+ Steals	0	0
Led UK in Pts	0	0
Led UK in Rebs	0	2
Led UK in Asts	0	0
Led UK in Stls	0	0
Led UK in Blks	0	1

CAREER HIGHS

POINTS:	7 vs. WOFFORD, 12/19/20
FGM:	2(2X) LAST vs. WOFFORD, 12/19/20
FGA:	8 vs. WOFFORD, 12/19/20
FTM:	3 vs. WOFFORD, 12/19/20
FTA:	5 vs. WOFFORD, 12/19/20
3FGM:	N/A
3FGA:	N/A
O-REBOUNDS:	7 vs. WOFFORD, 12/19/20
D-REBOUNDS:	4 vs. MARSHALL, 12/09/20
TOTAL REBOUNDS:	9 vs. WOFFORD, 12/19/20
ASSISTS:	1 (3X) LAST AT SOUTH CAROLINA, 1/9/22
BLOCKS:	2 vs. MURRAY STATE, 11/25/20
STEALS:	1 (2X) LAST vs. GEORGIA, 1/6/22
MINUTES:	22 vs. MARSHALL, 12/09/20

SEASON HIGHS

POINTS:	2 vs. DEPAUL, 12/09/21
FGM:	N/A
FGA:	N/A
FTM:	2 (2X) LAST vs. USC UPSTATE, 12/19/21
FTA:	4 vs. USC UPSTATE, 12/19/21
3FGM:	N/A
3FGA:	N/A
O-REBOUNDS:	2 vs. USC UPSTATE, 12/19/21
D-REBOUNDS:	3 vs. WEST VIRGINIA, 12/01/21
TOTAL REBOUNDS:	4 vs. WEST VIRGINIA, 12/01/21
ASSISTS:	1 (2X) LAST AT SOUTH CAROLINA, 1/9/22
BLOCKS:	1 vs. USC UPSTATE, 12/19/21
STEALS:	1 (2X) LAST vs. GEORGIA, 1/6/22
MINUTES:	13 vs. DEPAUL, 12/09/21

SEASON	TEAM	GP-GS	MIN/AVG	Field Goals			3-Point		F-Throws		Rebounds				Scoring					
				FG-FGA	FG%	3FG-3FGA	3FG%	FT-FTA	FT%	OFF	DEF	TOT	AVG	Pf-FO	A	TO	BLK	STL	PTS	AVG
2020-21	UK	14-0	94/6.7	5-14	.357	0-0	.000	4-9	.444	14	12	26	1.9	14-0	1	5	3	0	14	1.0
2021-22	UK	7-0	62/8.9	0-1	.000	0-0	.000	4-8	.500	5	7	12	1.7	5-0	2	2	1	2	4	0.6
TOTAL		21-0	156/7.4	5-15	.333	0-0	.000	8-17	.471	19	19	38	1.8	19-0	3	7	4	2	18	0.9



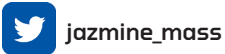

JAZMINE MASSENGILL

#3 • GUARD • SR • 6-0

CHATTANOOGA, TENN./HAMILTON HEIGHTS/TENNESSEE

2021-22 (SENIOR)

Poised for a great season as the starting point guard and has taken the step she needed to take to be a team leader ... Tied for most assists (seven) and steals (four) in game vs. Presbyterian. Scored in the double digits for the first time of her senior season and fifth time in her career with 13 points against Merrimack ... Scored over 10 points in three of the last four games including 13 at Tennessee.



EXTRA STATS ...

	21-22	Career
10+ Points	4	8
15+ Points	0	0
20+ Points	0	0
25+ Points	0	0
30+ Points	0	0
35+ Points	0	0
40+ Points	0	0
Made 3+ 3FG	1	2
10+ Rebs	0	0
Double-dbls	0	0
3+ Assists	7	21
2+ Steals	6	19
Led UK in Pts	0	0
Led UK in Rebs	0	0
Led UK in Asts	5	11
Led UK in Stls	2	2
Led UK in Blks	0	3

CAREER HIGHS

POINTS:	16 vs. COLORADO STATE, 12/11/19
FGM:	7 vs. COLORADO STATE, 12/11/19
FGA:	13 vs. TEXAS, 12/08/19
FTM:	6 vs. LSU, 01/27/19
FTA:	8 vs. STETSON, 11/19/19
3FGM:	3 (2x) LAST vs. MERRIMACK, 12/05/21
3FGA:	6 AT UCONN, 01/23/20
O-REBOUNDS:	4 vs. PRESBYTERIAN, 11/11/18
D-REBOUNDS:	12 AT NOTRE DAME, 11/11/19
TOTAL REBOUNDS:	13 AT NOTRE DAME, 11/11/19
ASSISTS:	12 vs. MISSOURI, 01/02/20
BLOCKS:	5 vs. ETSU, 12/21/18
STEALS:	4 (3x) LAST vs. USC UPSTATE, 12/19/21
MINUTES:	38 vs. MISSISSIPPI STATE, 02/06/21

SEASON HIGHS

POINTS:	13 (2x) LAST AT TENNESSEE, 1/16/22
FGM:	6 AT TENNESSEE, 1/16/22
FGA:	11 AT TENNESSEE, 1/16/22
FTM:	3 vs. USC UPSTATE, 12/19/21
FTA:	4 vs. USC UPSTATE, 12/19/21
3FGM:	3 vs. MERRIMACK, 12/05/21
3FGA:	4 vs. MERRIMACK, 12/05/21
O-REBOUNDS:	4 vs. NORTH ALABAMA, 11/11/21
D-REBOUNDS:	6 AT SOUTH CAROLINA, 1/9/22
TOTAL REBOUNDS:	7 (2x) LAST AT SOUTH CAROLINA, 1/9/22
ASSISTS:	9 vs. WEST VIRGINIA, 12/01/21
BLOCKS:	2 (2x) LAST vs. MERRIMACK, 12/05/21
STEALS:	4 (2x) LAST vs. USC UPSTATE, 12/19/21
MINUTES:	37 vs. GEORGIA, 1/6/22

SEASON	TEAM	GP-GS	MIN/AVG	Field Goals		3-Point		F-Throws		Rebounds				Scoring						
				FG-FGA	FG%	3FG-3FGA	3FG%	FT-FTA	FT%	OFF	DEF	TOT	AVG	PF-FO	A	TO	BLK	STL	PTS	AVG
2018-19	UT	32-1	570/17.8	44-132	.333	4-26	.154	16-30	.533	44	65	109	3.4	26-0	42	30	14	27	108	3.4
2019-20	UT	31-30	877/28.3	77-193	.399	15-53	.283	34-45	.756	26	119	145	4.7	32-0	128	49	23	27	203	6.5
2020-21	UK	19-8	458/24.1	38-101	.376	13-35	.371	8-13	.615	12	38	50	2.6	29-0	62	27	10	17	97	5.1
2021-22	UK	13-13	424/32.6	38-79	.481	12-24	.500	5-11	.455	11	33	44	3.4	15-0	53	21	8	19	93	7.2
TOTAL FOR UK		32-21	881/27.5	76-180	.422	25-59	.424	13-24	.542	23	71	94	2.9	44-0	115	48	18	36	190	5.9
TOTAL		95-52	2328/24.5	197-505	.390	44-138	.319	63-99	.636	93	255	348	3.7	102-0	285	127	55	90	501	5.3



OLIVIA OWENS

#00 • CENTER • RS-JR • 6-4

ALBANY, N.Y./NISKAYUNA HS/MARYLAND

2021-22 (REDSHIRT JUNIOR)

Will be a big factor for Kentucky in the post this season and has taken big steps both offensively and defensively in the post ... Got single-game career high in assists with two in game against North Alabama ... Earned single-game season high defensive rebounds and total rebounds amount at five and eight in game against USC Upstate.



EXTRA STATS ...

	21-22	Career
10+ Points	0	2
15+ Points	0	0
20+ Points	0	0
25+ Points	0	0
30+ Points	0	0
35+ Points	0	0
40+ Points	0	0
Made 3+ 3FG	0	0
10+ Rebs	0	0
Double-dbls	0	0
3+ Assists	0	0
2+ Steals	0	0
Led UK in Pts	0	0
Led UK in Rebs	1	4
Led UK in Asts	0	0
Led UK in Stls	0	0
Led UK in Blks	2	4

CAREER HIGHS

POINTS:	10(2x) LAST vs. WOFFORD, 12/19/20
FGM:	4(3x) LAST vs. ARKANSAS, 12/31/20
FGA:	7(4x) LAST AT SOUTH CAROLINA, 1/9/22
FTM:	4 vs. IDAHO STATE, 03/21/21
FTA:	5 vs. IDAHO STATE, 03/21/21
3FGM:	N/A
3FGA:	1(2x) LAST vs. SOUTH CAROLINA, 01/10/21
O-REBOUNDS:	4 (2x) LAST vs. WINTHROP, 11/21/21
D-REBOUNDS:	8 vs. MURRAY STATE, 11/25/20
TOTAL REBOUNDS:	9(2x) LAST vs. WOFFORD, 12/19/20
ASSISTS:	2 vs. NORTH ALABAMA, 11/11/21
BLOCKS:	2 (2x) LAST vs. LA SALLE, 11/27/21
STEALS:	1(7x) LAST vs. USC UPSTATE, 12/19/21
MINUTES:	21(2x) LAST vs. WINTHROP, 11/21/21

SEASON HIGHS

POINTS:	7 (3x) LAST vs. USC UPSTATE, 12/19/21
FGM:	3 (6x) LAST vs. USC UPSTATE, 12/19/21
FGA:	7 AT SOUTH CAROLINA, 1/9/22
FTM:	1 (3x) LAST vs. USC UPSTATE, 12/19/21
FTA:	3 vs. USC UPSTATE, 12/19/21
3FGM:	N/A
3FGA:	N/A
O-REBOUNDS:	4 vs. WINTHROP, 11/21/21
D-REBOUNDS:	6 AT TENNESSEE, 1/16/22
TOTAL REBOUNDS:	8 vs. USC UPSTATE, 12/19/21
ASSISTS:	2 vs. NORTH ALABAMA, 11/11/21
BLOCKS:	2 (2x) LAST vs. LA SALLE, 11/27/21
STEALS:	1 (3x) LAST AT TENNESSEE, 1/16/22
MINUTES:	21 vs. WINTHROP, 11/21/21

SEASON	TEAM	GP-GS	MIN/AVG	Field Goals			3-Point		F-Throws		Rebounds				Scoring					
				FG-FGA	FG%	3FG-3FGA	3FG%	FT-FTA	FT%	OFF	DEF	TOT	AVG	PF-FO	A	TO	BLK	STL	PTS	AVG
2018-19	MD	16-0	67/4.2	11-20	.550	0-0	.000	2-5	.400	8	12	20	1.3	24-1	1	8	2	2	24	1.5
2020-21	UK	25-5	307/12.3	45-94	.479	0-3	.000	19-31	.613	19	50	69	2.8	48-1	5	36	4	3	109	4.4
2021-22	UK	13-1	173/13.3	24-52	.462	0-0	.000	3-10	.300	16	27	43	3.3	34-0	5	16	8	3	51	3.9
TOTAL FOR UK		38-6	481/12.6	69-146	.473	0-3	.000	22-41	.537	35	77	112	2.9	82-1	10	52	12	6	160	4.2
TOTAL		54-6	548/10.1	80-166	.482	0-3	.000	24-46	.522	43	89	132	2.4	106-2	11	60	14	8	184	3.4



JADA WALKER

#11 • GUARD • FR • 5-7

RICHMOND, VA./HENRICO HIGH SCHOOL

2021-22 (FRESHMAN)

Has impressed since arriving on campus and should have a huge impact on the team this season ... Scored first ever 10+ point game in second career game vs. North Alabama ... Scored first 15+ point game in third career game against Indiana ... Scored a career-high 18 points in game vs. DePaul ... Earned three 3-pointers in win over Georgia, her most 3-pointers in a game in her Kentucky career.

 jadawalk1ker

 jadawalkr11

EXTRA STATS ...

	21-22	Career
10+ Points	8	8
15+ Points	3	3
20+ Points	0	0
25+ Points	0	0
30+ Points	0	0
35+ Points	0	0
40+ Points	0	0
Made 3+ 3FG	1	1
10+ Rebs	0	0
Double-dbls	0	0
3+ Assists	5	5
2+ Steals	6	6
Led UK in Pts	0	0
Led UK in Rebs	0	0
Led UK in Asts	1	1
Led UK in Stls	1	1
Led UK in Blks	1	1

CAREER HIGHS

POINTS:	18 vs. DEPAUL, 12/09/21
FGM:	7 (2x) LAST vs. DEPAUL, 12/09/21
FGA:	18 vs. DEPAUL, 12/09/21
FTM:	4 (2x) LAST vs. LOUISVILLE, 12/12/21
FTA:	6 vs. LOUISVILLE, 12/12/21
3FGM:	3 vs. GEORGIA, 1/6/22
3FGA:	4 (4x) LAST vs. GEORGIA, 1/6/22
O-REBOUNDS:	2 (2x) LAST AT SOUTH CAROLINA, 1/9/22
D-REBOUNDS:	4 vs. WEST VIRGINIA, 12/01/21
TOTAL REBOUNDS:	4 (2x) LAST AT SOUTH CAROLINA, 1/9/22
ASSISTS:	5 vs. NORTH ALABAMA, 11/11/21
BLOCKS:	1 (2x) LAST vs. USC UPSTATE, 12/19/21
STEALS:	3 (2x) LAST vs. USC UPSTATE, 12/19/21
MINUTES:	33 vs. DEPAUL, 12/09/21

SEASON HIGHS

POINTS:	18 vs. DEPAUL, 12/09/21
FGM:	7 (2x) LAST vs. DEPAUL, 12/09/21
FGA:	18 vs. DEPAUL, 12/09/21
FTM:	4 (2x) LAST vs. LOUISVILLE, 12/12/21
FTA:	6 vs. LOUISVILLE, 12/12/21
3FGM:	3 vs. GEORGIA, 1/6/22
3FGA:	4 (4x) LAST vs. GEORGIA, 1/6/22
O-REBOUNDS:	2(2x) LAST AT SOUTH CAROLINA, 1/9/22
D-REBOUNDS:	4 vs. WEST VIRGINIA, 12/01/21
TOTAL REBOUNDS:	4 (2x) LAST AT SOUTH CAROLINA, 1/9/22
ASSISTS:	5 vs. NORTH ALABAMA, 11/11/21
BLOCKS:	1 (2x) LAST vs. USC UPSTATE, 12/19/21
STEALS:	3 (2x) LAST vs. USC UPSTATE, 12/19/21
MINUTES:	33 vs. DEPAUL, 12/09/21

SEASON	TEAM	GP-GS	MIN/AVG	Field Goals			3-Point		F-Throws		Rebounds				Scoring					
				FG-FGA	FG%	3FG-3FGA	3FG%	FT-FTA	FT%	OFF	DEF	TOT	AVG	PF-FO	A	TO	BLK	STL	PTS	AVG
2021-22	UK	13-4	322/24.7	53-120	.442	11-32	.344	20-30	.667	7	18	25	1.9	31-0	30	26	2	17	137	10.5
TOTAL		13-4	322/24.7	53-120	.442	11-32	.344	20-30	.667	7	18	25	1.9	31-0	30	26	2	17	137	10.5



KRISTEN CRENSHAW-GILL

#4 • GUARD • FR • 5-9

YOUNGSTOWN, OHIO/ VALLEY CHRISTIAN HS

2021-22 (FRESHMAN)

Walked onto the team in October after open try-outs.



KristenCGill



KristenCGill

EXTRA STATS ...

	21-22	Career
10+ Points	0	0
15+ Points	0	0
20+ Points	0	0
25+ Points	0	0
30+ Points	0	0
35+ Points	0	0
40+ Points	0	0
Made 3+ 3FG	0	0
10+ Rebs	0	0
Double-dbls	0	0
3+ Assists	0	0
2+ Steals	0	0
Led UK in Pts	0	0
Led UK in Rebs	0	0
Led UK in Asts	0	0
Led UK in Stls	0	0
Led UK in Blks	0	0

CAREER HIGHS

POINTS:	3 vs. NORTH ALABAMA, 11/11/21
FGM:	1 vs. NORTH ALABAMA, 11/11/21
FGA:	1 (3X) LAST vs. WEST VIRGINIA, 12/01/21
FTM:	1 vs. LA SALLE, 11/27/21
FTA:	2 vs. LA SALLE, 11/27/21
3FGM:	1 vs. NORTH ALABAMA, 11/11/21
3FGA:	1 vs. NORTH ALABAMA, 11/11/21
O-REBOUNDS:	N/A
D-REBOUNDS:	N/A
TOTAL REBOUNDS:	N/A
ASSISTS:	1 vs. MERRIMACK, 12/05/21
BLOCKS:	N/A
STEALS:	N/A
MINUTES:	5 vs. WINTHROP, 11/21/21

SEASON HIGHS

POINTS:	3 vs. NORTH ALABAMA, 11/11/21
FGM:	1 vs. NORTH ALABAMA, 11/11/21
FGA:	1 (3X) LAST vs. WEST VIRGINIA, 12/01/21
FTM:	1 vs. LA SALLE, 11/27/21
FTA:	2 vs. LA SALLE, 11/27/21
3FGM:	1 vs. NORTH ALABAMA, 11/11/21
3FGA:	1 vs. NORTH ALABAMA, 11/11/21
O-REBOUNDS:	N/A
D-REBOUNDS:	N/A
TOTAL REBOUNDS:	N/A
ASSISTS:	1 vs. MERRIMACK, 12/05/21
BLOCKS:	N/A
STEALS:	N/A
MINUTES:	5 vs. WINTHROP, 11/21/21

SEASON	TEAM	GP-GS	MIN/AVG	Field Goals		3-Point		F-Throws		Rebounds				Scoring						
				FG-FGA	FG%	3FG-3FGA	3FG%	FT-FTA	FT%	OFF	DEF	TOT	AVG	PF-FO	A	TO	BLK	STL	PTS	AVG
2021-22	UK	6-0	17/2.9	1-4	.250	1-1	1.000	1-2	.500	0	0	0	0.0	0-0	1	1	0	0	4	0.7
TOTAL		6-0	17/2.9	1-4	.250	1-1	1.000	1-2	.500	0	0	0	0.0	0-0	1	1	0	0	4	0.7



2021-22 Kentucky Women's Basketball Combined Team Statistics All games

Game Records

Record	Overall	Home	Away	Neutral
ALL GAMES	8-5	8-1	0-4	0-0
CONFERENCE	1-2	1-0	0-2	0-0
NON-CONFERENCE	7-3	7-1	0-2	0-0

Score by Periods

Team	1st	2nd	3rd	4th	OT	TOT
Kentucky	235	240	276	240	0	991
Opponents	220	215	223	190	0	848

Team Box Score

No.	Player				Total		3-Point		F-Throw		Rebounds											
		GP-GS	MIN	AVG	FG-FGA	FG%	3FG-3FGA	3FG%	FT-FTA	FT%	OFF	DEF	TOT	AVG	PF	DQ	A	TO	BLK	STL	PTS	AVG
10	HOWARD, Rhyne	13-13	445:55	34.3	89-195	.456	20-65	.308	52-68	.765	24	59	83	6.4	31	0	51	29	15	42	250	19.2
44	EDWARDS, Dre'una	12-12	361:09	30.1	81-152	.533	11-29	.379	18-27	.667	35	57	92	7.7	30	0	25	31	15	7	191	15.9
1	BENTON, Robyn	12-9	333:29	27.8	55-115	.478	11-31	.355	14-20	.700	15	22	37	3.1	21	1	20	19	7	22	135	11.3
11	WALKER, Jada	13-4	321:31	24.7	53-120	.442	11-32	.344	20-30	.667	7	18	25	1.9	31	0	30	26	2	17	137	10.5
12	HUNT, Treasure	13-12	328:46	25.3	40-103	.388	5-28	.179	22-46	.478	25	45	70	5.4	18	0	23	22	7	8	107	8.2
3	MASSENGILL, Jazmine	13-13	423:39	32.6	38-79	.481	12-24	.500	5-11	.455	11	33	44	3.4	15	0	53	21	8	19	93	7.2
00	OWENS, Olivia	13-1	173:21	13.3	24-52	.462	0-0	.000	3-10	.300	16	27	43	3.3	34	0	5	16	8	3	51	3.9
34	KING, Emma	10-1	132:24	13.2	8-28	.286	1-9	.111	2-4	.500	1	11	12	1.2	11	0	14	10	5	3	19	1.9
4	CRENSHAW-GILL, Kristen	6-0	17:28	2.9	1-4	.250	1-1	1.000	1-2	.500	0	0	0	0.0	0	0	1	1	0	0	4	0.7
21	LEVERETTER, Nyah	7-0	62:18	8.9	0-1	.000	0-0	.000	4-8	.500	5	7	12	1.7	5	0	2	2	1	2	4	0.6
Team											21	27	48					1				
Total		13	2600		389-849	.458	72-219	.329	141-226	.624	160	306	466	35.8	196	1	224	178	68	123	991	76.2
Opponents		13	2600		329-789	.417	72-223	.323	118-155	.761	159	329	488	37.5	222	3	188	256	35	79	848	65.2

Team Statistics

	UK	OPP
Scoring	991	848
Points per game	76.2	65.2
Scoring margin	+11.0	-
Field goals-att	389-849	329-789
Field goal pct	.458	.417
3 point fg-att	72-219	72-223
3-point FG pct	.329	.323
3-pt FG made per game	5.5	5.5
Free throws-att	141-226	118-155
Free throw pct	.624	.761
F-Throws made per game	10.8	9.1
Rebounds	466	488
Rebounds per game	35.8	37.5
Rebounding margin	-1.7	-
Assists	224	188
Assists per game	17.2	14.5
Turnovers	178	256
Turnovers per game	13.7	19.7
Turnover margin	+6.0	-
Assist/turnover ratio	1.3	0.7
Steals	123	79
Steals per game	9.5	6.1
Blocks	68	35
Blocks per game	5.2	2.7
Winning streak	0	-
Home win streak	2	-
Attendance	32303	39900
Home games-Avg/Game	9-3589	4-9975
Neutral site-Avg/Game	-	0-0

Team Results

Date	Opponent		Score	Att.
11/09/2021	Presbyterian	W	81-53	3321
11/11/2021	North Ala.	W	98-56	3444
11/14/2021	at Indiana	L	67-88	5394
11/21/2021	Winthrop	W	92-47	3587
11/27/2021	La Salle	W	74-52	3383
12/01/2021	West Virginia	W	83-60	3587
12/05/2021	Merrimack	W	90-56	3541
12/09/2021	DePaul	L	85-94	4906
12/12/2021	at Louisville	L	58-64	12167
12/19/2021	USC Upstate	W	67-44	3521
01/06/2022	Georgia	W	84-76	3013
01/09/2022	at South Carolina	L	54-74	12327
01/16/2022	at Tennessee	L	58-84	10012



2021-22 Kentucky Women's Basketball Combined Team Statistics In Conference games

Game Records

Record	Overall	Home	Away	Neutral
ALL GAMES	1-2	1-0	0-2	0-0
CONFERENCE	1-2	1-0	0-2	0-0
NON-CONFERENCE	0-0	0-0	0-0	0-0

Score by Periods

Team	1st	2nd	3rd	4th	OT	TOT
Kentucky	55	38	49	54	0	196
Opponents	47	67	71	49	0	234

Team Box Score

No.	Player				Total		3-Point		F-Throw		Rebounds											
		GP-GS	MIN	AVG	FG-FGA	FG%	3FG-3FGA	3FG%	FT-FTA	FT%	OFF	DEF	TOT	AVG	PF	DQ	A	TO	BLK	STL	PTS	AVG
10	HOWARD, Rhyne	3-3	110:17	36.8	25-55	.455	2-11	.182	11-15	.733	6	12	18	6.0	8	0	10	10	4	9	63	21.0
44	EDWARDS, Dre'una	3-3	96:10	32.1	14-32	.438	2-9	.222	4-6	.667	1	10	11	3.7	9	0	6	4	5	2	34	11.3
3	MASSENGILL, Jazmine	3-3	108:35	36.2	13-26	.500	4-7	.571	0-2	.000	2	10	12	4.0	4	0	4	8	2	6	30	10.0
12	HUNT, Treasure	3-3	82:11	27.4	10-24	.417	3-10	.300	0-0	.000	3	10	13	4.3	6	0	5	3	1	3	23	7.7
11	WALKER, Jada	3-2	66:54	22.3	8-21	.381	4-7	.571	2-4	.500	2	4	6	2.0	5	0	5	5	0	2	22	7.3
1	BENTON, Robyn	3-1	64:35	21.5	7-23	.304	1-8	.125	1-3	.333	1	5	6	2.0	4	0	4	4	2	5	16	5.3
34	KING, Emma	1-0	12:10	12.2	1-2	.500	0-0	.000	0-0	.000	0	2	2	2.0	0	0	1	0	0	0	2	2.0
00	OWENS, Olivia	3-0	36:55	12.3	3-12	.250	0-0	.000	0-2	.000	1	7	8	2.7	6	0	1	5	0	1	6	2.0
21	LEVERETTER, Nyah	3-0	22:13	7.4	0-0	.000	0-0	.000	0-0	.000	2	0	2	0.7	2	0	1	0	0	2	0	0.0
Team											6	6	12									
Total		3	600		81-195	.415	16-52	.308	18-32	.563	24	66	90	30.0	44	0	37	40	14	30	196	65.3
Opponents		3	600		91-203	.448	15-47	.319	37-44	.841	48	95	143	47.7	35	0	45	49	15	22	234	78.0

Team Statistics

	UK	OPP
Scoring	196	234
Points per game	65.3	78.0
Scoring margin	-12.7	-
Field goals-att	81-195	91-203
Field goal pct	.415	.448
3 point fg-att	16-52	15-47
3-point FG pct	.308	.319
3-pt FG made per game	5.3	5.0
Free throws-att	18-32	37-44
Free throw pct	.563	.841
F-Throws made per game	6.0	12.3
Rebounds	90	143
Rebounds per game	30.0	47.7
Rebounding margin	-17.7	-
Assists	37	45
Assists per game	12.3	15.0
Turnovers	40	49
Turnovers per game	13.3	16.3
Turnover margin	+3.0	-
Assist/turnover ratio	0.9	0.9
Steals	30	22
Steals per game	10.0	7.3
Blocks	14	15
Blocks per game	4.7	5.0
Winning streak	0	-
Home win streak	1	-
Attendance	3013	22339
Home games-Avg/Game	1-3013	2-11170
Neutral site-Avg/Game	-	0-0

Team Results

Date	Opponent		Score	Att.
01/06/2022	Georgia	W	84-76	3013
01/09/2022	at South Carolina	L	54-74	12327
01/16/2022	at Tennessee	L	58-84	10012



**2021-22 Kentucky Women's Basketball
Team Game-by-Game
All games**

Opponent	Date	Score		Total		3-Pointers		Free throws		Rebounds				PF	A	TO	BLK	STL	PTS	AVG
				FG-FGA	PCT	3FG-3FGA	PCT	FT-FTA	PCT	OFF	DEF	TOT	AVG							
Presbyterian	11/09/2021	81-53	W	34-65	.523	5-20	.250	8-19	.421	13	19	32	32.0	15	26	14	2	13	81	81.0
North Ala.	11/11/2021	98-56	W	40-78	.513	6-17	.353	12-21	.571	24	26	50	41.0	13	18	9	8	8	98	89.5
at Indiana	11/14/2021	67-88	L	27-65	.415	4-13	.308	9-15	.600	12	18	30	37.3	24	7	12	4	7	67	82.0
Winthrop	11/21/2021	92-47	W	38-77	.494	10-23	.435	6-12	.500	18	25	43	38.8	14	25	11	2	16	92	84.5
La Salle	11/27/2021	74-52	W	26-59	.441	8-19	.421	14-21	.667	11	29	40	39.0	13	19	11	9	4	74	82.4
West Virginia	12/01/2021	83-60	W	29-57	.509	11-19	.579	14-24	.583	13	30	43	39.7	15	21	19	10	7	83	82.5
Merrimack	12/05/2021	90-56	W	36-67	.537	6-17	.353	12-16	.750	7	25	32	38.6	11	30	12	4	13	90	83.6
DePaul	12/09/2021	85-94	L	32-70	.457	0-14	.000	21-26	.808	10	20	30	37.5	19	11	14	6	11	85	83.8
at Louisville	12/12/2021	58-64	L	21-54	.389	3-13	.231	13-20	.650	11	26	37	37.4	17	11	21	3	0	58	80.9
USC Upstate	12/19/2021	67-44	W	25-62	.403	3-12	.250	14-20	.700	17	22	39	37.6	11	19	15	6	14	67	79.5
Georgia	01/06/2022	84-76	W	35-67	.522	5-16	.313	9-13	.692	5	19	24	36.4	17	15	11	7	11	84	79.9
at South Carolina	01/09/2022	54-74	L	21-71	.296	7-18	.389	5-11	.455	13	24	37	36.4	10	13	10	5	9	54	77.8
at Tennessee	01/16/2022	58-84	L	25-57	.439	4-18	.222	4-8	.500	6	23	29	35.8	17	9	19	2	10	58	76.2
Total		991		389-849	.458	72-219	.329	141-226	.624	160	306	466	35.8	196	224	178	68	123	991	76.2
Opponents		848		329-789	.417	72-223	.323	118-155	.761	159	329	488	37.5	222	188	256	35	79	848	65.2

Kentucky Averages

Games Played	Points/game	FG Pct	3FG Pct	FT Pct	Rebounds/game	Assists/game	Turnovers/game	Assist/Turnover ratio	Steals/game	Blocks/game
13	76.2	45.8	32.9	62.4	35.8	17.2	13.7	1.3	9.5	5.2



**2021-22 Kentucky Women's Basketball
Opponents Game-by-Game
All games**

Opponent	Date	Score		Total		3-Pointers		Free throws		Rebounds										
				FG-FGA	PCT	3FG-3FGA	PCT	FT-FTA	PCT	OFF	DEF	TOT	AVG	PF	A	TO	BLK	STL	PTS	AVG
Presbyterian	11/09/2021	81-53	W	19-46	.413	3-14	.214	12-16	.750	8	23	31	31.0	19	11	25	0	5	53	53.0
North Ala.	11/11/2021	98-56	W	21-55	.382	8-24	.333	6-7	.857	9	18	27	29.0	17	13	21	0	2	56	54.5
at Indiana	11/14/2021	67-88	L	32-59	.542	6-11	.545	18-21	.857	11	29	40	32.7	18	18	14	3	5	88	65.7
Winthrop	11/21/2021	92-47	W	18-53	.340	6-19	.316	5-9	.556	9	23	32	32.5	12	11	28	2	5	47	61.0
La Salle	11/27/2021	74-52	W	19-65	.292	6-22	.273	8-10	.800	16	24	40	34.0	19	13	17	1	5	52	59.2
West Virginia	12/01/2021	83-60	W	23-62	.371	4-11	.364	10-16	.625	9	19	28	33.0	22	15	15	0	7	60	59.3
Merrimack	12/05/2021	90-56	W	22-57	.386	8-25	.320	4-5	.800	9	25	34	33.1	20	18	27	2	5	56	58.9
DePaul	12/09/2021	85-94	L	39-76	.513	7-22	.318	9-12	.750	19	27	46	34.8	22	25	20	2	7	94	63.3
at Louisville	12/12/2021	58-64	L	26-65	.400	4-13	.308	8-12	.667	13	24	37	35.0	18	9	13	6	10	64	63.3
USC Upstate	12/19/2021	67-44	W	19-48	.396	5-15	.333	1-3	.333	8	22	30	34.5	20	10	27	4	6	44	61.4
Georgia	01/06/2022	84-76	W	28-60	.467	2-10	.200	18-20	.900	12	26	38	34.8	14	15	19	4	8	76	62.7
at South Carolina	01/09/2022	54-74	L	31-69	.449	3-17	.176	9-12	.750	15	40	55	36.5	10	11	12	9	5	74	63.7
at Tennessee	01/16/2022	58-84	L	32-74	.432	10-20	.500	10-12	.833	21	29	50	37.5	11	19	18	2	9	84	65.2
Total		848		329-789	.417	72-223	.323	118-155	.761	159	329	488	37.5	222	188	256	35	79	848	65.2
Kentucky		991		389-849	.458	72-219	.329	141-226	.624	160	306	466	35.8	196	224	178	68	123	991	76.2

Opponents Averages

Games Played	Points/game	FG Pct	3FG Pct	FT Pct	Rebounds/game	Assists/game	Turnovers/game	Assist/Turnover ratio	Steals/game	Blocks/game
13	65.2	41.7	32.3	76.1	37.5	14.5	19.7	0.7	6.1	2.7