



KENTUCKY

2021-22 MEN'S BASKETBALL



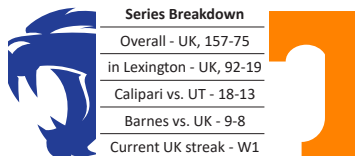
8 NATIONAL CHAMPIONSHIPS | MOST WINS IN COLLEGE BASKETBALL | 49 SEC TITLES | 31 SEC TOURNAMENT CHAMPIONSHIPS | 55 ALL-AMERICANS | 134 NBA DRAFT PICKS

#22/23 TENNESSEE (11-4, 2-2) at #18/17 KENTUCKY (13-3, 3-1)

Saturday, Jan. 15 • 1 p.m. ET • Rupp Arena at Central Bank Center (20,500) • Lexington, Ky.

#TGT #BuiltDifferent #LaFamilia • @KentuckyMBB

THE MATCHUP



Series Breakdown

Overall - UK, 157-75
in Lexington - UK, 92-19
Calipari vs. UT - 18-13
Barnes vs. UK - 9-8
Current UK streak - W1

John Calipari	Rick Barnes
Overall Record: 797-236*	Overall Record: 738-391
Record at UK: 352-96	Record at UT: 134-77
Overall Seasons: 30th at Kentucky: 13th	Overall Seasons: 35th at Tennessee: 7th

*on-court record

BY THE NUMBERS

2,340	All-time victories, the most in the NCAA
49	SEC regular-season titles in program history
15.1	UK's rebounding margin, the nation's best mark
9	Players who have scored 14 or more points this season

TALE OF THE TAPE

UK	STAT	UT
82.6	Points Per Game	75.3
62.1	Opp. Pts. Per Game	60.7
43.4	Rebounds PG	38.0
+15.1	Rebound Margin	+2.5
17.4	Assists PG	17.4
4.9	Blocks PG	4.9
6.8	Steals PG	10.7
.496	FG Pct.	.437
.391	Opp. FG Pct.	.397
.346	3-Pt. FG Pct.	.322
.301	Opp. 3-Pt. FG Pct.	.322
.717	FT Pct.	.665

A UK WIN WOULD ...

- Be Kentucky's 12th at home this season and the 13th straight home win dating back to last season
- Mark the first victory in Rupp Arena against Tennessee since 2019
- Improve UK to 163-51 in SEC action under John Calipari
- Push UK's record to 65-40 against AP Top 25 foes under Calipari
- Be the 200th at home under Calipari
- Put Calipari within two wins of career victory No. 800

LAST GAME'S STARTERS




3

TYTY WASHINGTON JR.

6-3 • 197 • GUARD • FRESHMAN
PHOENIX | AZ COMPASS PREP

Four-time SEC Freshman of the Week | Set the school record with 17 assists vs. Georgia | Averaging 13.7 points and 4.8 assists per game | Three 20-point outings | Logging 16.0 points and 10.5 assists per game over the last two




10

DAVION MINTZ

6-3 • 195 • GUARD • GRADUATE
CHARLOTTE, N.C. | CREIGHTON UNIVERSITY

Averaging 14.7 points per game over his last three games | Scored his 1,000th career collegiate points at LSU | Made more than 100 starts in his career | Team's leading returning scorer who averaged 11.5 points per game in 2020-21



31

KELLAN GRADY

6-5 • 205 • GUARD • GRADUATE
BOSTON | DAVIDSON COLLEGE

Team-best 44 3s on SEC-best 44.9% 3-point shooting | Made a career-high-tying seven 3s vs. High Point | Averaging 11.6 points per game | Jerry West Award preseason watch list | Second-most returning points in college basketball



12

KEION BROOKS JR.

6-7 • 210 • FORWARD • JUNIOR
FORT WAYNE, IND. | LA LUMIERE SCHOOL

Averaging 10.7 points and 4.6 rebounds per game | Shooting 50.4% on the season | Posted 22 points and eight rebounds vs. Ohio | Scored in double figures in eight games



34

OSCAR TSHIEBWE

6-9 • 255 • FORWARD • JUNIOR
LUBUMBASHI, D.R. OF THE CONGO | WEST VIRGINIA UNIV.

Leads nation in rebounds per game (15.2) | UK Rupp Arena record 28 boards vs. Western Kentucky | Team-best 17.0 scoring average | 12 double-doubles | Logging 29.5 points and 15.0 rebounds per game over his last two outings

STATISTICAL LEADERS

POINTS PER GAME		
UK	Oscar Tshiebwe	17.0
UT	Santiago Vescovi	13.6
REBOUNDS PER GAME		
UK	Oscar Tshiebwe	15.1
UT	Josiah-Jordan James	6.1
ASSISTS PER GAME		
UK	Sahvir Wheeler	7.3
UT	Kennedy Chandler	5.1
STEALS PER GAME		
UK	Sahvir Wheeler	1.4
UT	Kennedy Chandler	2.3
BLOCKS PER GAME		
UK	Oscar Tshiebwe	1.4
UT	John Fulkerson	1.4
3-POINTERS		
UK	Kellan Grady	44
UT	Santiago Vescovi	42
FIELD-GOAL PERCENTAGE (min. 40 att.)		
UK	Oscar Tshiebwe	.627
UT	Uros Plavsic	.561
FREE-THROW PERCENTAGE (min. 15 att.)		
UK	Sahvir Wheeler	.857
UT	Zakai Zeigler	.778

NEED TO KNOW

Through games on Jan. 11, Oscar Tshiebwe leads the country in rebounding (15.1) and defensive rebounding percentage (36.0%). His 12 double-doubles and offensive rebounding percentage (21.0%) rank second nationally

Tshiebwe recorded 30 points and 13 rebounds at Vanderbilt to become first UK player since Patrick Patterson December 2008 with a 30-10 game

TyTy Washington Jr. is the first SEC player to win SEC Freshman of the Week three straight times since UK's Devin Booker in 2014-15

Davion Mintz is averaging 14.7 points per game and made 11 3s over the last three games

UK ranks top 20 nationally in rebound margin (first), rebounds per game (third), scoring margin (sixth), offensive rebounds per game (10th), points per game (11th), field-goal percentage (13th), assist-to-turnover ratio (15th) and defensive rebounds per game (16th), assists per game (17th)

SCHEDULE

OCTOBER

29 10/11 -/ ^ KENTUCKY WESLEYAN SECN W, 95-72

NOVEMBER

5 10/11 -/ ^ MILES COLLEGE SECN W, 80-71

9 10/11 9/9 vs. Duke¹ ESPN L, 79-71

12 10/11 -/ ROBERT MORRIS² SECN W, 100-60

16 13/11 -/ MOUNT ST. MARY'S² SECN W, 80-55

19 13/11 RV/ OHIO² SECN W, 77-59

22 10/13 -/ UALBANY SECN+ W, 88-61

26 10/13 -/ NORTH FLORIDA SECN W, 86-52

29 9/10 -/ CENTRAL MICHIGAN SECN+ W, 85-57

DECEMBER

7 10/12 -/ SOUTHERN³ SECN W, 76-64

11 10/12 -/ at Notre Dame ESPN L, 66-62

18 21/21 RV/RV vs. North Carolina⁴ CBS W, 98-69

22 20/18 -/ WESTERN KENTUCKY ESPN W, 95-60

29 18/17 -/ MISSOURI* SECN W, 83-56

31 18/17 -/ HIGH POINT SECN W, 92-48

JANUARY

4 16/13 21/17 at LSU* ESPN L, 65-60

8 16/13 -/ GEORGIA* SECN W, 92-77

11 18/17 -/ at Vanderbilt* ESPN W, 78-66

15 18/17 22/23 TENNESSEE* ESPN 1 p.m.

19 -/ -/ at Texas A&M* SECN 8:30 p.m.

22 -/ -/ at Auburn* CBS 1/1:30 p.m.

25 -/ -/ MISSISSIPPI STATE* ESPN 9 p.m.

29 -/ -/ at Kansas⁵ ESPN 6 p.m.

FEBRUARY

2 -/ -/ VANDERBILT* SECN 7 p.m.

5 -/ -/ at Alabama* ESPN/2 8 p.m.

8 -/ -/ at South Carolina* ESPN/2 7 p.m.

12 -/ -/ FLORIDA* ESPN/2 4 p.m.

15 -/ -/ at Tennessee* ESPN/2 9 p.m.

19 -/ -/ ALABAMA* CBS 1 p.m.

23 -/ -/ LSU* ESPN/2 9 p.m.

26 -/ -/ at Arkansas* CBS 2 p.m.

MARCH

1 -/ -/ OLE MISS* ESPN/2 7 p.m.

5 -/ -/ at Florida* CBS 2 p.m.

All times Eastern | *SEC conference game | HOME GAMES IN CAPS | ⁶ Exhibition

¹ Champions Classic (New York | Madison Square Garden)

² The Kentucky Classic (Rupp Arena | Lexington, Ky.)

³ Unity Series (Rupp Arena | Lexington, Ky.)

⁴ CBS Sports Classic (T-Mobile Arena | Las Vegas)

⁵ Big 12/SEC Challenge (Allen Fieldhouse | Lawrence, Kan.)

⁶ SEC Tournament (Bridgestone Arena | Nashville, Tenn.)

BROADCAST INFO

TELEVISION

Play-by-play: Dan Shulman

Analyst: Jay Bilas

Sideline: Holly Rowe

HOME RADIO

Play-by play: Tom Leach

Analyst: Mike Pratt

SATELLITE RADIO
















Sirius: 134

XM: 190

SXM App: 961



TV CHART

 0 JACOB TOPPIN	 1 CJ FREDRICK	 2 SAHVIR WHEELER	 3 TYTY WASHINGTON JR.	 4 DAIMION COLLINS	 10 DAVION MINTZ	 11 DONTAIE ALLEN	 12 KEION BROOKS JR.
Junior Forward 6-9 200 Brooklyn, N.Y. Univ. of Rhode Island @jtoppin0 @jtoppin_0	RS Junior Guard 6-3 190 Cincinnati University of Iowa @cj_fredrick @cj_fredrick5	Junior Guard 5-9 180 Houston University of Georgia @sahvir_ @sahvir_ (sah-VEER)	Freshman Guard 6-3 197 Phoenix AZ Compass Prep @tytywashington3 @tytywashington3	Freshman Forward 6-9 202 Atlanta, Texas Atlanta High School @CollinsDaimion @daimionfmetx	Graduate Guard 6-3 195 Charlotte, N.C. Creighton University @deemintz1 @davion (mints)	RS Sophomore Guard 6-6 205 Falmouth, Ky. Pendleton County HS @DontaieAllen11 @dontaieallen11 @dontaieallen1	Junior Forward 6-7 210 Fort Wayne, Ind. La Lumiere School @KeionB_12 @keionb
 14 BRENNAN CANADA	 20 ZAN PAYNE	 21 SHAEDON SHARPE	 23 BRYCE HOPKINS	 25 KAREEM WATKINS	 31 KELLAN GRADY	 34 OSCAR TSHIEBWE	 55 LANCE WARE
Junior Forward 6-6 198 Mount Sterling, Ky. George Rogers Clark HS @brennanc14 @brennanc14 @brennanc14	RS Junior Guard/Forward 6-4 215 Lexington, Ky. Lexington Catholic HS @young_payne2321 @alexander.payne23	Freshman Guard 6-6 200 London, Ontario Dream City Christian Acad. @ShaedonSharpe @ShaedonSharpe	Freshman Forward 6-6 220 Oak Park, Ill. Fenwick High School @BryceHopkins @brycehopkins	Sophomore Guard 5-8 170 Camden, N.J. Kingsway Regional HS @stink_cvp	Graduate Guard 6-5 205 Boston Davidson University @KellanGrady31 @kellangrady31	Junior Forward 6-9 255 Lubumbashi, D.R. of the Congo West Virginia Univ. @Oscartshiebwe34 @oscar_tshiebwe (SHEE-bway)	Sophomore Forward 6-9 225 Camden, N.J. Camden High School @lanceware12 @lance.ware

 JOHN CALIPARI	 BRUISER FLINT	 ORLANDO ANTIGUA	 CHIN COLEMAN	 JAI LUCAS
Head Coach 13th Season @UKCoachCalipari @ukcoachcalipari @UKCoachCalipari (cal-uh-PEAR-ee)	Assoc. to the HC Second season at UK First season as associate to the head coach @brufint14	Associate Coach Sixth season at UK First season as associate @CoachAntigua @coachantigua	Assistant Coach First season at UK First season as assistant	Assistant Coach/ Recruiting Coord. Second season at UK Second season as assistant @CoachLuc @jai.luc (jay)

Alphabetical Roster

NO.	NAME	POS.	HT.	WT.	CL.	HOMETOWN (PREVIOUS SCHOOL)
11	Dontaie Allen	G	6-6	205	RS-So.	Falmouth, Ky. (Pendleton County HS)
12	Keion Brooks Jr.	F	6-7	210	Jr.	Fort Wayne, Ind. (La Lumiere HS)
14	Brennan Canada	F	6-6	198	Jr.	Mount Sterling, Ky. (George Rogers Clark HS)
4	Daimion Collins	F	6-9	202	Fr.	Atlanta, Texas (Atlanta HS)
1	CJ Fredrick	G	6-3	190	RS-Jr.	Cincinnati (University of Iowa)
31	Kellan Grady	G	6-5	205	Gr.	Boston (Davidson University)
23	Bryce Hopkins	F	6-6	220	Fr.	Oak Park, Ill. (Fenwick HS)
10	Davion Mintz	G	6-3	195	Gr.	Charlotte, N.C. (Creighton University)
20	Zan Payne	G/F	6-4	215	RS-Jr.	Lexington, Ky. (Lexington Catholic HS)
21	Shaedon Sharpe	F	6-6	200	Fr.	London, Ontario (Dream City Christian Academy)
0	Jacob Toppin	F	6-9	200	Jr.	Brooklyn, N.Y. (University of Rhode Island)
34	Oscar Tshiebwe	F	6-9	255	Jr.	Lubumbashi, Democratic Republic of the Congo (West Virginia University)
55	Lance Ware	F	6-9	225	So.	Camden, N.J. (Camden HS)
3	TyTy Washington Jr.	G	6-3	197	Fr.	Phoenix (AZ Compass Prep)
25	Kareem Watkins	G	5-8	170	So.	Camden, N.J. (Kingsway Regional HS)
2	Sahvir Wheeler	G	5-9	180	Jr.	Houston (University of Georgia)

On the Bench

Head Coach: John Calipari (Clarion, 1982)
Associate to the Head Coach: James "Bruiser" Flint (St. Joseph's, 1987)
Associate Coach: Orlando Antigua (Pittsburgh, 1995)
Assistant Coaches: Ronald "Chin" Coleman (Lamar, 1997), Jai Lucas (Texas, 2011)
Assoc. AD/Basketball Operations: Chris Woolard (UCLA, 1997)
Director of Player Development: TJ Beisner (Kentucky, 2008)
Director of Basketball Admin.: Will Barton (Kentucky, 2013)
Strength and Conditioning Coach: Robert Harris (Kentucky State, 2009)
Head Athletic Trainer: Geoffrey Staton (North Carolina, 2007)
Equipment Manager: Mark Evans (Kentucky, 2013)
Graduate Assistant Coaches: Brad Calipari (Kentucky, 2019), Riley Welch (Kentucky, 2021)



POLLS, STATS, MEDIA INFO

Weekly Media Schedule

all times ET unless indicated otherwise

14 Fri.

Practice: 2:30 p.m.

Media availability: Calipari, players | 11 a.m. | Virtual

15 Sat.

vs. Tennessee | 1 p.m.
Rupp Arena | ESPN

16 Sun.

Player off day

No media availability

17 Mon.

Practice: 2:30 p.m.

John Calipari Show
UK Sports Network | 6 p.m.

18 Tue.

Practice: 2:30 p.m.

Media availability: Assistant, player | 11 a.m. | Virtual

Travel to College Station, Texas

19 Wed.

at Texas A&M | 8:30 p.m. ET
Reed Arena | SEC Network

20 Thu.

Practice: 2:30 p.m.

No media availability

Communications & PR Staff



Eric Lindsey

Director

Cell - 859.619.0944

Email - eric.lindsey@uky.edu



Deb Moore

Associate Director

Cell - 859.559.5781

Email - deb.moore@uky.edu

Media Information

CREDENTIAL REQUESTS

Requests for single-game credentials will open 14 days prior to the deadline date and close five days prior to game day online at sportssystem.com/Kentucky.

CREDENTIAL CRITERIA

The University of Kentucky's decision to issue credentials to a media outlet for the purposes of covering a UK basketball home or away event is determined by a variety of factors. They include the following:

- Priority is given to outlets based on circulation size/household reach/unique site visitors
- Additional consideration is based on amount of original content generated, number of full-time employees of the outlet, length of existence of the outlet and the journalist experience of the reporter(s)
- Attendance at Kentucky media sessions, including Olympic sport opportunities and the intention/ability to cover all 22 sports at Kentucky both at home and on the road, also is considered
- Professionalism, which includes is not limited to conduct at games, press conferences, practices, on social media, etc.

Being granted credentials at another institution/event does not equate to meeting the criteria for the University of Kentucky. Being granted credentials for one UK event does not guarantee approval for other UK events. The University of Kentucky has the right to deny or revoke credentials under its own discretion. Credentialing also is dependent on space availability.

INTERVIEW POLICIES-GENERAL

All interviews with University of Kentucky basketball players or staff members must be arranged through the Communications and Public Relations office. Media should never contact a player or coach directly.

The Wildcat Coal Lodge, dormitories, team locker rooms and other team quarters are private team areas. Media members are not permitted in these areas unless accompanied by appropriate university personnel.

PRACTICE/PRESS CONFERENCES

Other than announced exceptions, UK basketball practices are closed to the media.

Player interviews are conducted pregame weekly and will be available to all UK media. UK will accept requests for player interviews, but they must be submitted 24 hours prior to the scheduled availability.

Coach John Calipari will meet with members of the media at least once a week in the Memorial Coliseum Media Room.

Game-day shoot-arounds are closed to the media.

TELEPHONE PLAYER INTERVIEWS

Telephone interviews are available to the media on a call-back basis. Individual player and coach telephone numbers will not be given to members of the media.

Players are instructed not to conduct interviews when contacted directly by telephone. The Communications and Public Relations office will arrange for telephone interviews at a time most convenient for the student-athlete.

Other special requests are handled on a case-by-case basis.

POSTGAME INTERVIEWS

Following each game, there is a cooling-off period, during which time the players shower and dress. Approximately 10 minutes after the game ends, Coach Calipari conducts his postgame press conference while a player speaks to the UK Sports Network.

Following Coach Calipari's press conference in the Rupp Arena interview room and the cooling-off period, selected UK players are available in the interview room.

The Polls

Associated Press Top 25 Week of Jan. 10

1. Baylor (61)
2. Gonzaga
3. UCLA
4. Auburn
5. Southern Cal
6. Arizona
7. Purdue
8. Duke
9. Kansas
10. Michigan State
11. Houston
12. LSU
13. Wisconsin
14. Villanova
15. Iowa State
16. Ohio State
17. Xavier
18. **Kentucky**
19. Texas Tech
20. Seton Hall
21. Texas
22. Tennessee
23. Providence
24. Alabama
25. Illinois

Receiving Votes: Oklahoma, Loyola Chicago, Miami (Fla.), West Virginia, UConn, Indiana, Colorado State, San Diego State, Davidson, San Francisco, Iowa, BYU

USA Today Coaches Poll Week of Jan. 10

1. Baylor (61)
2. Gonzaga
3. UCLA
4. Auburn
5. Purdue
6. Arizona
7. Southern Cal
8. Duke
9. Michigan State
10. Kansas
11. Houston
12. LSU
13. Wisconsin
14. Villanova
15. Ohio State
16. Iowa State
17. **Kentucky**
18. Seton Hall
19. Texas Tech
20. Providence
21. Xavier
22. Texas
23. Tennessee
24. Illinois
25. Alabama

Receiving Votes: Miami (Fla.), Colorado State, Oklahoma, Loyola Chicago, UConn, Indiana, Davidson, BYU, West Virginia, Belmont

SEC Standings

Team	SEC Record	Overall Record	Games Back
Auburn	4-0 (1.000)	15-1 (.938)	-
Texas A&M	3-0 (1.000)	14-2 (.875)	0.5
Kentucky	3-1 (.750)	13-3 (.813)	1.0
LSU	3-1 (.750)	15-1 (.938)	1.0
Mississippi State	2-1 (.667)	11-4 (.733)	1.5
Alabama	2-2 (.500)	11-5 (.688)	2.0
Tennessee	2-2 (.500)	11-4 (.733)	2.0
Ole Miss	1-2 (.333)	9-6 (.600)	2.5
Missouri	1-2 (.333)	7-8 (.467)	2.5
South Carolina	1-2 (.333)	10-5 (.667)	2.5
Vanderbilt	1-2 (.333)	9-6 (.600)	2.5
Arkansas	1-3 (.250)	11-5 (.688)	3.0
Florida	0-3 (.000)	9-6 (.600)	3.5
Georgia	0-3 (.000)	5-11 (.313)	3.5

through games on Jan. 12

UK in the Rankings

Team Rankings

Category	Stat	SEC [NCAA]
Scoring	82.6	1st [11th]
Scoring Defense	62.1	3rd [36th]
Scoring Margin	+20.4	2nd [6th]
Free-Throw %	.717	7th [150th]
Field-Goal %	.496	1st [13th]
Field-Goal % Def.	.391	4th [29th]
3-Point FG %	.346	3rd [142nd]
3-Point FG % Def.	.301	5th [59th]
Rebounds Per Game	43.44	1st [3rd]
Opponent Rebs. Per Game	28.31	1st
Rebounding Margin	+15.1	1st [1st]
Blocks Per Game	4.9	6th [40th]
Assists Per Game	17.4	2nd [17th]
Steals Per Game	6.8	13th [184th]
Turnover Margin	+0.9	9th [147th]
Assist-to-TO Ratio	+1.49	1st [15th]
Off. Rebs. Per Game	14.12	1st [10th]
Def. Rebs. Per Game	29.3	1st [16th]
Def. Rebound %	.791	1st
Off. Rebound %	.407	1st
3-Point FG Per Game	6.5	12th [262nd]

Individual Rankings

Category/Player	Stat	SEC [NCAA]
Assist-to-TO Ratio/Washington	2.71	1st [24th]
Assist-to-TO Ratio/Wheeler	2.49	3rd [41st]
Assists Per Game/Wheeler	7.3	1st [3rd]
Assists Per Game/Washington	4.8	4th [58th]
Blocks Per Game/Tshiebwe	1.44	5th [109th]
Blocks Per Game/Collins	1.27	8th [139th]
Blocks Per Game/Brooks	0.80	19th [342nd]
Def. Rebs. Per Game/Tshiebwe	9.75	1st [2nd]
Double-Doubles/Tshiebwe	12	1st [2nd]
Double-Doubles/Washington	2	9th [168th]
Double-Doubles/Wheeler	2	9th [168th]
Field-Goal Pct./Tshiebwe	.627	5th [110th]
Field-Goal Pct./Washington	.497	5th [110th]
Free-Throw Pct./Tshiebwe	.725	14th [296th]
Minutes Per Game/Washington	31.45	9th
Off. Rebs. Per Game/Tshiebwe	5.31	1st [1st]
Points Per Game/Tshiebwe	17.0	3rd [96th]
Points Per Game/Washington	13.7	12th
Rebounds Per Game/Tshiebwe	15.1	1st [1st]
Steals Per Game/Wheeler	1.43	25th [291st]
3-Point FGs Per Game/Grady	2.75	3rd [65th]
3-Point FG Pct./Grady	.449	1st [19th]

through games on Jan. 11

Upcoming in the SEC

Jan. 15-19

Contest	Time	TV Network
Saturday, Jan. 15		
Tennessee at Kentucky	1 p.m.	ESPN
Florida at South Carolina	1 p.m.	SEC Network
Arkansas at LSU	2 p.m.	ESPN2
Texas A&M at Missouri	3:30 p.m.	SEC Network
Vanderbilt at Georgia	6 p.m.	ESPN2
Alabama at Mississippi State	6 p.m.	SEC Network
Auburn at Ole Miss	8:30 p.m.	SEC Network
Tuesday, Jan. 18		
Missouri at Ole Miss	7 p.m.	ESPNU
South Carolina at Arkansas	7 p.m.	SEC Network
Tennessee at Vanderbilt	9 p.m.	SEC Network
Wednesday, Jan. 19		
Mississippi State at Florida	6:30 p.m.	SEC Network
LSU at Alabama	7 p.m.	ESPN2
Kentucky at Texas A&M	8:30 p.m.	SEC Network
Georgia at Auburn	9 p.m.	ESPNU

All times Eastern



NOTES

Quick Facts

GENERAL INFORMATION

Location: Lexington, Ky.
Enrollment: 31,800
Founded: 1865
Colors: Blue and White
Nickname: Wildcats
Conference: Southeastern Conference
All-Time Record: 2,340-731-1 (76.2%)
Arena: Rupp Arena (20,500)
Rupp Arena Record: 626-77 (89.0%) - 46th season
NCAA Championships: 8 (1948, '49, '51, '58, '78, '96, '98, 2012)
NCAA Runners-Up: 4 (1966, '75, '97, 2014)
NCAA Tournament Record: 129-52 (71.3%)
Last NCAAT Appearance: 2019, Elite Eight
President: Dr. Eli Capilouto (Alabama, 1971)
Athletics Director: Mitch Barnhart (Ottawa, 1981)
MBB Administrator: Kevin Sergent (UNC, 2004)
Head Coach: John Calipari (Clarion, 1982)
Calipari On-Court Record: 797-236 (77.2%)
Calipari UK Record: 352-96 (78.6%)
Athletics Phone Number: 859.257.8000
Starters Returning/Lost: 1/4
Players Returning/Lost: 8/7

Honoring the Cats

Keion Brooks Jr.

- Kentucky Classic All-Tournament Team
- Naismith Trophy Preseason Watch List
- Preseason All-SEC Second Team (Media/Coaches)

Kellan Grady

- John R. Wooden Award Preseason Watch List
- Naismith Trophy Preseason Watch List
- Lute Olson Award Preseason Watch List
- Jerry West Award Preseason Watch List
- Preseason All-SEC Second Team (Media/Coaches)

Oscar Tshiebwe

- Lute Olson Award Midseason Watch List
- Wooden Award Midseason Top 25
- USBWA Oscar Robertson National Player of the Week (Dec. 28)
- SEC Co-Player of the Week (Dec. 27)
- Jay Bilas National Player of the Week (Dec. 27)
- NCAA March Madness National Player of the Week (Dec. 27)
- Kentucky Classic MVP
- ESPN Preseason Top 25 List
- Kareem Abdul-Jabbar Award Preseason Watch List
- Preseason All-SEC Second Team (Media/Coaches)

TyTy Washington Jr.

- SEC Freshman of the Week (Jan. 10)
- SEC Co-Freshman of the Week (Jan. 3)
- SEC Freshman of the Week (Dec. 27)
- SEC Freshman of the Week (Nov. 22)
- Kentucky Classic All-Tournament Team
- John R. Wooden Award Preseason Watch List
- Naismith Trophy Preseason Watch List
- Lute Olson Award Preseason Watch List
- 247Sports Preseason Freshman All-America Team

Sahvir Wheeler

- SEC Player of the Week (Dec. 20)
- NCAA March Madness National Player of the Week (Dec. 20)
- Bob Cousy Award Preseason Watch List
- Preseason All-SEC First Team (Media/Coaches)

Up Next: Kentucky Hosts its Most Played Opponent

Up next for Kentucky is its longest-standing opponent in program history and its border-state rival, Tennessee. UK owns a 157-75 all-time record vs. the Volunteers, including 92-19 in games played in Lexington, Kentucky.

During John Calipari's tenure, the Wildcats lead the series 14-9, but the Volunteers have a 6-4 clip over the last 10 meetings. The teams have split the last three regular-season series and five of the last six.

Tennessee has won two straight in Lexington and three of the last four, including an 82-71 victory last season in Rupp Arena. UK returned the favor two weeks later with a 70-55 win in Knoxville, Tennessee.

As usual, the Volunteers feature one of the nation's stingiest defenses. Tennessee is considered the second-best defense in the country, according to Ken Pomeroy's efficiency ratings.

Santiago Vescovi leads the Vols in scoring with 13.6 points per game, and freshman guard Kennedy Chandler has been an injection of offensive explosiveness with 13.4 points and a team-best 5.1 assists a contest.

Another Dominating Performance by Tshiebwe Leads Cats Past Commodores

NASHVILLE, Tenn. - John Calipari has one quibble with his 18th-ranked Kentucky Wildcats. He'd like to see them finish what they start.

Oscar Tshiebwe scored a career-high 30 points and had 13 rebounds as Kentucky routed Vanderbilt 78-66 on Tuesday night for its second straight win. The final score was only that close because the Wildcats missed their final seven shots after taking their biggest lead of the game at 28 points.

"We let go of the rope, and we've got to get better at that," Calipari said.

The Wildcats (13-3, 3-1 Southeastern Conference) won their 11th straight in the series, and Calipari improved to 22-4 against Vanderbilt with his 797th overall victory.

Tshiebwe came in leading the nation in rebounding and second in double-doubles; this was his 12th. He became the first Kentucky player with at least 30 points and 10 rebounds in a game since Patrick Patterson on Dec. 22, 2008, against Tennessee State.

"Never had a dream about scoring 30 points in a game," Tshiebwe said. "It just happened. The team, they're helping me, they look for me down there. ... It was good to finish with 30 points, but I have the ability down in the post to finish, that's what helped me. And I'm making free throws. That was a good thing."

Calipari called Tshiebwe one of the hardest-working players he's coached.

"His body is so big, he's a terrific screener on ball screens," Calipari said. "You can say what you want. When you're 255 (pounds), you know, it's a tough thing."

TyTy Washington Jr. added 15 points for Kentucky.

Vanderbilt (9-5, 1-2) lost its second straight. The Commodores' first two SEC games were decided by a combined three points, and Kentucky swept last season's series by total of seven points.

Scotty Pippen Jr., the SEC's leading scorer, nearly matched his average with 17 points by halftime. He finished with 32. But junior Jordan Wright was held scoreless for the first time this season after averaging 12.7 points a game for Vanderbilt. Trey Thomas added 14 for the Commodores.

With 7-footer Liam Robbins sidelined by a foot issue, Vanderbilt struggled to defend Tshiebwe. Coach Jerry Stackhouse called the 6-foot-9 Tshiebwe a "handful."

"Hat's off to him," Stackhouse said. "He had a great game putting the ball in the basket, being really aggressive on the boards. It was his night."

Vanderbilt never got closer than a tie at 22 after an 11-0 run early. Kentucky answered Vandy's run with 14 straight points, pushing the lead back to double digits.

Tshiebwe scored five of the final seven points as Kentucky led 41-27 at halftime.

The Wildcats led by as much as 78-50 with 6:14 left. The only thing that kept Vandy from allowing a season high in points was finishing the game on a 16-0 run.

- The Wildcats notched their first true road victory of the season in their third opportunity of the season. UK is 2-3 in games away from Rupp Arena this season when factoring in neutral-site games.
- All 13 of Kentucky's wins this season have been by double figures.
- UK shot 52.5% (31 of 59), the team's eighth game making at least half of its shots this season, including the second in a row. The Wildcats are 8-0 in those games. Kentucky has shot 50% or better in five of the last seven games.

Wheeler Expected to Play vs. Tennessee

Kentucky guard Sahvir Wheeler remains day-to-day with a neck injury he suffered in last week's game at LSU, but did resume practicing this week and is expected to play against Tennessee, head coach John Calipari indicated on Friday during his weekly press conference.

Wheeler was knocked out of the LSU game less than four minutes into the game when he ran head-first into a screen by LSU's 7-foot, 230-pound Efton Reid. He did not return to the game and has missed the last two games.

Without Wheeler at LSU, UK scored a season-low 60 points and shot a season-worst 36.2%. With freshman guard TyTy Washington Jr. also sidelined for part of the second half with cramps in his legs, UK managed just one field goal over nearly a 12-minute stretch and was outscored 20-2 after UK took a 50-41 lead with 13:06 left to play.

"You saw that Sahvir stirs the drink offensively for us," Calipari said. "Makes our game fast. Someone said, in the last minutes Kellan (Grady) didn't get the ball. And I say, we didn't have a point guard in. So, those guys who would find him, that's who they are. So now we've got to say, all right, how do we do this?"

Kentucky has bounced back without Wheeler vs. Georgia and at Vanderbilt. Washington set the UK single-game school record with 17 assists vs. the Bulldogs and Oscar Tshiebwe dominated at Vanderbilt with 30 points.

Wheeler led the Southeastern Conference in assists per game and assist-to-turnover ratio last season at Georgia. His 193 assists in 2020-21 broke Georgia's previous single-season assists record by 24 dimes despite a shortened season. He transferred after the year was over.

Wheeler has been as good as advertised for the Wildcats. His assists average took a hit with the limited action vs. LSU, but he is still ranked third nationally with 7.3 assists per game (through games on Jan. 11). Wheeler has dished out at least eight assists seven times and at least six assists in 11 games while adding 9.6 points per game. His 26 points vs. North Carolina is the most by a Wildcat this season.

Oscar-Worthy: Tshiebwe Making National Player of the Year Case

At first Oscar Tshiebwe grabbed the nation's attention with historic rebounding numbers. Now he's making a run at national player of the year consideration with utter domination in all facets of the game.

At the midway point of the regular season, Tshiebwe is averaging a team-best 17.0 points and a nation-leading 15.1 rebounds per game. He is looking to become the first Division I player to average at least 15.0 points and at least 15.0 rebounds per game since Drake's



NOTES

2021-22 Lead-Deficit Comparison

Opponent	Biggest Lead	Biggest Deficit	Biggest Run	Changes	Ties	Led	Trailed	Result
vs. Duke	1 (2nd)	15 (2nd)	11-0	8	2	2:07	35:46	L, 79-71
ROBERT MORRIS	44 (2nd)	-	11-0	0	0	39:43	0:00	W, 100-60
MOUNT ST. MARY'S	31 (2nd)	3 (1st)	18-0	7	2	34:55	4:06	W, 80-55
OHIO	20 (2nd)	8 (1st)	9-0	6	8	17:09	17:05	W, 77-59
ALBANY	26 (2nd)	1 (1st)	10-0	2	0	38:46	0:12	W, 86-61
NORTH FLORIDA	37 (2nd)	5 (1st)	10-0	2	3	28:44	8:24	W, 86-52
CENTRAL MICHIGAN	34 (2nd)	1 (1st)	16-0	2	0	38:50	0:18	W, 85-57
SOUTHERN	14 (2nd)	7 (1st)	9-0	6	5	27:01	10:04	W, 76-64
at Notre Dame	5 (2nd)	5 (2nd)	6-0	15	7	26:10	7:59	L, 66-62
vs. North Carolina	35 (2nd)	2 (1st)	10-0	1	1	38:10	0:14	W, 98-69
WESTERN KY.	35 (2nd)	1 (1st)	15-0	4	1	38:25	0:25	W, 95-60
MISSOURI*	27 (2nd)	1 (1st)	14-0	2	0	37:18	2:04	W, 83-56
HIGH POINT	45 (2nd)	-	17-0	0	2	38:41	0:00	W, 92-48
at LSU*	9 (2nd)	9 (2nd)	11-0	9	3	14:02	24:01	L, 65-60
GEORGIA*	22 (2nd)	6 (1st)	8-0	10	5	27:41	8:28	W, 92-77
at Vanderbilt*	28 (2nd)	-	14-0	0	1	39:11	0:00	W, 78-66
TENNESSEE*								
at Texas A&M*								
at Auburn*								
MISSISSIPPI STATE*								
at Kansas								
VANDERBILT*								
at Alabama*								
at South Carolina*								
FLORIDA*								
at Tennessee*								
ALABAMA*								
LSU*								
at Arkansas*								
OLE MISS*								
at Florida*								
BIGGEST/MOST	45	15	18-0	15	8	39:43	35:46	
TOTALS						486:53	118:06	

Lewis Lloyd and Alcorn State's Larry Smith each did during the 1979-80 season, and the first Wildcat to do it since Bob Burrow tallied 19.1 points and 17.7 rebounds per game in 1954-55.

Setting records what seems like every other night, Tshiebwe has captivated the country with his relentless work ethic and never-ending fight to grab every rebound and loose ball.

"There was actually a moment on the bench ... I was like, 'Yo, Oscar is really good.' It wasn't the fact we were surprised, but sometimes you've got to take the time to appreciate what somebody does," teammate Keion Brooks Jr. said after his latest eye-popping performance vs. Vanderbilt. "Oscar has been tremendous for us all year. He's playing exceptionally well."

When Tshiebwe told everyone before the season that his goal was to average 20 rebounds per game, it was understandable for everyone to chuckle and chalk it up to a little hyperbole.

"We all laughed," teammate Davion Mintz said. "Like, c'mon man. Twenty rebounds?"

Nobody -- most notably opponents -- is laughing now.

"Big O," as his teammates call him, now has four performances of 20 or more rebounds in the first 16 games of the season, including back-to-back outings to open the season and two straight vs. Western Kentucky and Missouri. No one else in the country (through games on Jan. 11) has more than one 20-rebound game.

"Now, it's normal," Mintz said. "We're expecting him to get 20."

It seems unreasonable to expect it on a night-in and night-out basis considering the attention the opposition is paying him, but Tshiebwe continues to raise the bar -- and it's not just rebounding now.

The latest eye-popping stretch was a combined 59 points and 30 rebounds in wins vs. Georgia and Vanderbilt. A game after posting 29 points and 17 rebounds vs. Georgia -- the first UK player with at least 29 points and at least 17 rebounds in a game since Jamal Mashburn totaled 38 points and 19 boards vs. Eastern Kentucky on Dec. 8, 1992 -- he went for 30 points and 13 rebounds at Vanderbilt. That marked the first 30-point, 10 rebound-game for a Wildcat since Patrick Patterson did it vs. Tennessee State on Dec. 22, 2008. The back-to-back performances also marked the first time a Kentucky player has scored at least 29 points in consecutive Southeastern Conference games since Kenny Walker in February 1985.

The uptick in scoring to go along with the dominating rebounding performances from the outset of the season has put Tshiebwe firmly into the discussion for national player of the year. He is already on two midseason watch lists -- the John R. Wooden and Lute Olson awards -- for their respective national honors and earned national player of the week distinction from the U.S. Basketball Writers Association at NCAA March Madness on Dec. 28.

Tshiebwe has been elite on the glass from the very beginning of the season. He set new records for the Champions Classic and UK debut with 20 boards vs. Duke in the season opener, nearly tied the Rupp Arena record with 20 rebounds in his first home game, and then just recently shattered that Rupp record with 28 boards vs. Western Kentucky. That easily surpassed Shaquille O'Neal's previous mark of 21. It's worth noting Tshiebwe did that primarily against the tallest player in college basketball, Jamarion Sharp, who stands at 7-foot-5.

With 20 boards the following game against Missouri, his 48 boards tied for the most over a two-game span by any Division I player over the last 25 seasons (according to ESPN Stats & Info).

"I think you can call me a beast for a little bit," Tshiebwe said after the WKU game. "I don't think I qualify as a machine yet. If Coach Cal let me go for those two rebounds, then if I go out with 30, maybe you can call me a machine. Right now, probably call me a beast."

Machine, beast, whatever way you slice it, what Tshiebwe is doing on the boards is historic.

The last player in school history to average at least 14.0 boards per game in a season at Kentucky was Ed Beck with 14.1 in the 1956-57 season. Bob Burrow owns the Kentucky single-season record of 17.7 rebounds per game, which was set during the 1954-55 season. Only two players under John Calipari have averaged double-figure rebounds for a season: Anthony Davis (2012) and Julius Randle (2014) both hauled in 10.4 per game.

"Everybody wants to do fancy, different things, but for me, rebounding means a lot," Tshiebwe said. "Rebounding can help your team to win the game. You give one more chance to your team. Since I figured it out, if I have to fight, I have to work for the rebound, I'm going to fight for that rebound like no one believes."

Tshiebwe's focus on rebounding has paid dividends with second-chance scoring opportunities. He has scored at least 20 points in six of 16 games. He is the first UK player to register three straight games of 20 or more points since Immanuel Quickley in February of 2020 and is also the first Wildcat to score at least 30 points in a game since Quickley had 30 at Texas A&M on Feb. 25, 2020. Through games on Jan. 11, he was second in the country with 12 double-dou-



NOTES

bles.

Some more of Tshiebwe's absurd numbers that haven't already been mentioned:

- He is responsible for 34.9% of all of UK's rebounds thus far. Taking away team rebounds, that number jumps to 38.2%
- Tshiebwe's 28 rebounds vs. Western Kentucky tied for the sixth-most rebounds in UK history and the most in more than 45 years, when Mike Phillips corralled 28 caroms in an overtime game vs. Tennessee on Jan. 10, 1976
- The 28 rebounds marked the most for a Wildcat in a regulation-length game in more than 52 years, when Dan Issel grabbed 29 rebounds vs. LSU on Feb. 22, 1969
- According to STATS, his 28 rebounds vs. WKU are the most in Division I college basketball since Kendall Gray from Delaware State recorded 30 at Coppin State on March 5, 2015 and tied for the fourth-most rebounds in Division I college basketball dating back to the 1996-97 season
- Tshiebwe had more rebounds than Western Kentucky's entire team (27)
- His 80 rebounds through the first five games were the most by a Southeastern Conference player in any five-game span since Ben Simmons during the 2015-16 season
- His 56 rebounds in his first three games were the most by a Wildcat to start a career since at least 1956-57 (as far back as comprehensive box scores go)
- His 56 boards through the first three games were the third-most through three games over the past 25 seasons in all of college basketball, behind only Kansas State's Michael Beasley (60, 2007) and Oklahoma's Blake Griffin (58, 2008)
- He is the first Wildcat with four straight double-doubles since Randle had four straight in March 2014
- His 22 offensive rebounds in the first two games tied Louisiana Tech's Paul Millsap for the most by an NCAA Division I player in any two-game span over the last 25 seasons
- He is second in the nation in offensive rebounding percentage with a 21.0% clip. As a freshman in 2019-20 at West Virginia, Tshiebwe led the nation at 19.0%. The best offensive rebounding percentage dating back to the 2003-04 season is 23.6% by DeJuan Blair from Pitt in 2008-09
- Tshiebwe surpassed last season's rebounding leader, Isaiah Jackson, in total rebounds through 11 games with 170. It took Jackson 25 games to grab 165
- He is the first UK player with eight straight games with double-figure rebounding since Randle enjoyed a 10-game streak in 2013-14
- He is the first UK player with three games of at least 20 points and at least 15 rebounds since Kenny Walker did it five times in the 1984-85 season
- Tshiebwe is currently leading the Wildcats in points per game (17.1), rebounds per game (15.1), blocks per game (1.4) and field-goal percentage with a minimum of 50 attempts (62.7%). Since the 1978-79 season, only four Wildcats have led the team in those four categories (minimum 130 field-goal attempts) in a single season (Kenny Walker in 1984-85 and 1985-86, Jamaal Magloire in 1999-2000, Randolph Morris in 2006-07, and Anthony Davis in 2011-12)

Washington Wins SEC FOW For Fourth Time

After making history against Georgia with a school-record 17 assists, guard TyTy Washington Jr. notched another noteworthy accomplishment by winning Southeastern Conference Freshman of the Week for a third straight time on Jan. 10.

TyTy Washington Jr. is the first player in the SEC to win or share the honor in three straight weeks since former UK player Devin Booker won the freshman weekly award four straight times in the 2014-15 season. Coincidentally, that is also the last time a player in the league won SEC Freshman of the Week five times in one season, which Washington now has his eyes on after winning it for a fourth time Monday. He captured his first honor Nov. 22 before his current run of three straight. LSU's Cam Thomas won the award four times last season.

Washington is coming off an unforgettable performance in the Wildcats' 92-77 win vs. Georgia. The freshman guard eclipsed John Wall's previous UK assists record of 16 set vs. Hartford on Dec. 29, 2009. Washington's mark also tied for the seventh most in SEC history.

The Phoenix native set the record in a new role. With starting point guard Sahvir Wheeler out vs. the Bulldogs with a neck injury, Washington moved over to lead guard and shined. Not only did the freshman guard dish out 17 assists, he also scored 17 points on 8-of-13 shooting for his second double-double of his career and his first of the points-assists variety. He is the first Wildcat since Ashton Hagans in the 2019-20 season to post a double-double with points and assists and points and rebounds in the same season.

For the week, Washington averaged 11.0 points, 10.5 assists and 5.5 rebounds per game accounting for his five points, six rebounds and four assists in the narrow 65-60 loss at No. 21/21 LSU. Washington missed a large portion of the second half in that game with leg cramps. With Washington out for much of the second half in that game, UK saw its nine-point second-half lead disappear.

The Wildcats have now earned six SEC weekly awards this season and have won at least one honor in four consecutive weeks. Wheeler and Oscar Tshiebwe have each won SEC Player of the Week once to go along with Washington's four SEC Freshman of the Week honors.

Kentucky has dominated the weekly SEC awards with Calipari at the helm. UK has won more weekly SEC honors (116) than any other school during the Calipari era, including 89 SEC Freshman of the Week awards and 27 SEC Player of the Week honors.

Washington: 'The Silent Assassin'

With all the star-studded freshmen who have walked through the doors at Kentucky under John Calipari's direction, TyTy Washington Jr. is quietly having one of the best seasons of all of them.

Washington is averaging 13.7 points, 4.8 assists and 4.3 per game, while shooting 49.7% from the field and 40.4% from 3-point range. The number of freshmen in the country averaging at least 13.0 points, at least 4.0 assists and at least 4.0 rebounds while shooting at 45% or better and 40% or better from the 3: just one, Washington. The total nationally regardless of class: five.

Even in that rare company and even after entering college as a consensus five-star prospect, Washington has slipped under the radar nationally to this point. His quiet efficiency has earned a nickname with his head coach.

"He's like the silent assassin," John Calipari said. "Quietly, he tiptoes in and gets 15 points and nine assists."

Washington has a savviness to his game that is veteran like. He can score with the best of them and has three 20-point games. But then when called upon to take the lead role as point guard, he goes and breaks a school record held by UK's first-ever No. 1 overall pick in the NBA Draft.


With starting point guard Sahvir Wheeler out vs. Georgia with a neck injury, Washington made his first start at point guard and put on a show. He scored 17 points and broke John Wall's single-game school record with 17 assists. Wall had 16 against Hartford on Dec. 29, 2009.

"I mean, John Wall, I watched him play, I watched a bunch of his highlights at Kentucky, I watched him in the NBA a lot," Washington said. "For me to go out there and break the record, you know, is exciting because a lot of other great point guards came here as well. I could be the one who said, 'You know, I went to Kentucky, I set the record.'"

The next game, again without Wheeler, Washington posted 15 points and four assists in a dominating win at Vanderbilt.

With the latest performances, Washington moved into first in the Southeastern Conference and 24th nationally with a 2.71 assist-to-turnover ratio, through games on Jan. 11. He also is now fourth in the league and 58th overall with 4.8 assists per game.

Measurables



Wing Span

1. Daimion Collins - 7'5"
2. Oscar Tshiebwe - 7'4"
3. Dontaie Allen - 7'2.50"
4. Keion Brooks Jr. - 7'1"
5. Lance Ware - 7'1"

Max Vertical

1. Jacob Toppin - 42.5"
2. Daimion Collins - 42.0"
3. Davion Mintz - 39.0"
4. Kareem Watkins - 38.5"
5. Sahvir Wheeler - 38.0"

Hand Width

1. Dontaie Allen - 11.5"
2. Oscar Tshiebwe - 10.75"
3. Keion Brooks Jr. - 10.5"
4. Bryce Hopkins - 10.25"
5. Daimion Collins - 9.75"
6. Kellan Grady - 9.75"
7. Jacob Toppin - 9.75"
8. Lance Ware - 9.75"

3/4-Court Sprint

1. Davion Mintz - 2.81
2. Oscar Tshiebwe - 3.20
3. Sahvir Wheeler - 3.22
4. Daimion Collins - 3.29
5. Kareem Watkins - 3.29

185-Pound Bench

1. Oscar Tshiebwe - 16 reps
2. Davion Mintz - 15 reps
3. Kellan Grady - 13 reps
4. Sahvir Wheeler - 11 reps
5. Lance Ware - 8 reps
6. Kareem Watkins - 8 reps

All-Time Winningest Schools		
SCHOOL	WINS	LOSSES
1. Kentucky	2,340	731
2. Kansas	2,336	873
3. North Carolina	2,305	833
4. Duke	2,226	906
5. Temple	1,954	1,113
6. Syracuse	1,948	940
7. UCLA	1,938	875
8. Notre Dame	1,924	1,060
9. St. John's	1,896	1,059
10. Indiana	1,881	1,079

through games on Jan. 11



NOTES

Washington has been able to provide a little bit of everything to the Wildcats this season. He has hit multiple 3-pointers in seven games and dished out at least three assists in 12 games, including 56 over the last nine contests.

"He is a play-making guard," Calipari said after the Georgia game. "Whether he is bringing it up or whether he is away from the ball, he is still a play-making guard who can shoot."

Washington's game is starting to get recognized as he just reeled in his fourth SEC Freshman of the Week honor. He is the first player in the SEC to win or share the honor in three straight weeks since former UK player Devin Booker won the freshman weekly award four straight times in the 2014-15 season. Coincidentally, that is also the last time a player in the league won SEC Freshman of the Week five times in one season, which Washington now has his eyes on.

The Wildcats have been at their best when Washington is playing well. In Kentucky's 13 victories, he is averaging 15.3 points per game. Washington is shooting 54.2% from the field and 43.5% from behind the arc in victories. He has scored in double figures in 12 of the 13 wins with nine points in the dominating victory over North Carolina. In those victories, Washington is also second on the team in assists per game (4.9) and in rebounds per game (4.7).

In the three losses, Washington's averages dip down to 6.7 points and 2.7 rebounds per game, giving credence to the notion that as Washington goes, so does Kentucky.

Cleaning the Glass

With the aforementioned Oscar Tshiebwe leading the nation in rebounding, Kentucky is one of the top teams in the country on the boards.

Through games on Jan. 11, Kentucky is first in the country in rebounding margin (plus-15.1 per game), third in total rebounds per game (43.4) and 10th in offensive boards per game (14.1). For comparison, the best rebounding margin of the John Calipari era was plus-9.4 in 2013-14 and again in 2018-19.

The Wildcats are at least plus-six on the boards in all 13 wins but have either lost or had an even rebound margin in the three losses. UK was at least plus-14 in 12 of the victories.

Against Ohio, Kentucky outrebounded the Bobcats by 36, the top rebounding margin of the Calipari era and the school's best since the Wildcats outrebounded Vanderbilt by 39 (57-18) on Jan. 3, 1998, in a 71-62 win. Perhaps more impressive was the plus-18 advantage vs. a bigger, taller North Carolina team that entered its matchup with Kentucky on Dec. 18 ranked 13th in the country in rebounding margin.

With Tshiebwe's 21.0% offensive rebounding percentage, UK is second in the country in offensive rebounding percentage (40.7%) through games on Jan. 11, according to KenPom.com. The Wildcats have capitalized with the additional opportunities with 14.8 second-chance points per game.

Grady is Mr. 2,000

Kellan Grady entered his final season of college basketball having already achieved a lot. He was a 2,000-point scorer and a four-time All-Atlantic 10 recipient and averaged at least 17.0 points per game in every season while at Davidson.

He elected to use his final season of eligibility to challenge himself against the best of the best every day in practice at Kentucky. That challenge was evident early in preseason when Grady was missing open shots and attributed it to the new speed and pace at which his new team was asking him to play at.

"It took a couple of weeks to just settle in and be more efficient as a shot maker and as a decision maker," Grady said in the preseason. "In hindsight, I'm glad I went through two or three weeks of growing pains and having to overcome some adversity and just settling and trusting the process."

Throughout the opening month of the season, Grady was still finding his way. He had just two double-figure scoring efforts in the team's first nine games, including going scoreless against Ohio.

But, after a collective 2-for-19 outing from 3-point range in a loss at Notre Dame, Grady and John Calipari spent a little time together with the head coach demanding more from his most seasoned veteran.

"He and I went to the gym and I worked with him. I took him out at North Carolina," Calipari said. "He passed up on two shots, you're out."

Grady received the message loud and clear.

Over the last seven games, Grady has made 26 of 53 (49.1%) from long range and is averaging 14.7 points per game.

"I realized quickly in the first half against Carolina that if I'm open, regardless of whether it's 26 on the shot clock or six on the shot clock, I'm supposed to shoot it," Grady said following UK's win over Western Kentucky. "So that was really all I needed to hear. I guess I kind of should have known that already, but it's great to have a coach that believes in you and wants you to shoot."

For the season, Grady leads the Southeastern Conference and ranks 19th nationally with a 44.9% 3-point clip.

With a season-high-tying 23 points against Western Kentucky, Grady reached 100 career games scoring in double figures. He is one of just four active players with at least 100 double-figure scoring efforts.

The Boston native is also nearing in on a historic career milestone. He is one rebound shy of reaching the 2,000-point, 500-rebound, 250-assist milestone.

If Grady were to get to the UK record book minimum threshold of 100 3-point attempts, his current rate of 44.9% from long range would rank fourth in UK single-season history. Travis Ford has the record with 52.9% (101 of 191) in 1992-93.

UK's Record vs. AP Ranked Opponents and as an AP Ranked Opponent Under Cal

Kentucky (RK)	Opponent Rank																									RV	NR	TOTAL		
	1	2	3	4	5	6	7	8	9	10	11	12	13	14	15	16	17	18	19	20	21	22	23	24	25					
1	-	0-1	0-1	1-0	2-0	2-0	-	2-0	1-0	-	0-1	-	-	-	2-0	1-0	1-0	-	1-0	3-0	1-0	-	-	-	6-2	46-3	69-8			
2	1-0	-	-	0-1	1-0	0-1	-	-	-	-	-	1-0	1-0	-	1-0	-	1-0	-	0-1	-	-	-	-	-	4-0	24-0	34-3			
3	-	-	-	1-0	-	-	-	-	0-1	-	-	1-0	-	-	-	-	-	-	-	0-1	-	-	-	-	-	1-0	17-0	20-2		
4	-	0-1	-	-	-	-	0-1	0-1	-	-	-	-	-	1-0	-	-	-	-	-	-	-	-	-	-	1-0	2-0	9-2	13-5		
5	1-0	-	-	-	-	0-1	-	-	-	1-0	-	-	-	-	-	-	-	-	0-1	-	-	-	-	1-0	-	1-0	9-0	13-2		
6	-	-	-	-	0-1	-	1-0	1-0	-	0-1	-	-	-	-	-	-	-	-	1-0	-	-	-	-	-	-	1-0	9-2	13-4		
7	-	-	-	0-1	-	-	-	-	-	-	1-0	-	-	0-1	-	-	-	-	1-0	-	-	-	-	-	-	-	5-1	7-3		
8	-	-	-	-	-	-	-	-	1-0	-	-	-	1-0	-	1-0	-	-	-	-	-	-	-	1-0	0-1	-	2-3	13-0	19-4		
9	-	-	-	-	-	-	-	-	-	-	-	-	-	-	-	-	-	-	-	-	-	-	-	-	-	-	9-2	9-2		
10	-	-	-	-	-	-	-	-	0-1	-	-	-	-	0-1	-	-	-	-	-	-	-	-	-	-	-	3-4	15-3	18-9		
11	1-0	-	-	-	-	-	1-0	0-1	-	-	-	1-0	-	-	-	0-1	-	-	-	-	-	2-0	-	-	-	-	6-1	11-3		
12	-	-	-	-	-	-	-	-	-	-	-	-	1-0	-	1-0	-	-	-	-	-	-	-	-	-	1-0	4-1	7-1	7-1		
13	-	-	-	-	-	-	-	-	-	-	-	-	-	-	-	0-1	-	-	-	-	-	-	-	-	1-0	8-2	9-3	9-3		
14	-	-	0-1	-	-	-	-	-	-	-	-	-	-	-	-	-	-	-	-	-	-	-	-	-	1-1	9-1	10-3	10-3		
15	-	-	-	-	-	-	-	-	-	-	-	1-0	-	-	-	-	1-0	-	-	-	-	-	-	-	1-0	6-0	9-0	9-0		
16	-	-	-	-	-	-	-	-	-	-	-	-	-	-	-	1-0	-	-	-	-	0-1	-	-	-	2-0	5-1	8-2	8-2		
17	-	-	-	-	-	-	-	-	-	-	-	-	-	-	-	-	-	-	-	-	-	-	1-1	-	-	4-2	5-3	5-3		
18	-	-	-	-	-	-	-	-	-	-	-	-	-	-	-	-	-	-	-	-	-	-	0-1	-	-	3-2	9-1	12-4	12-4	
19	-	-	1-0	1-0	-	-	-	-	1-0	-	-	-	-	-	-	-	-	-	-	-	-	-	-	-	-	2-0	5-0	5-0	5-0	
20	-	-	-	0-1	-	-	0-1	-	-	-	-	-	-	-	-	-	-	-	-	-	1-0	-	-	-	-	4-2	5-4	5-4	5-4	
21	-	-	-	-	-	-	-	-	-	-	-	-	-	-	-	-	-	-	-	-	-	-	-	-	2-0	2-1	4-1	4-1	4-1	
22	-	-	-	-	-	-	-	-	-	-	-	1-0	-	-	-	-	-	-	-	-	-	-	-	-	1-0	5-1	7-1	7-1	7-1	
23	-	-	-	-	-	-	-	-	-	-	-	-	-	-	-	-	-	-	-	-	-	-	-	-	0-1	3-0	3-1	3-1	3-1	
24	-	-	-	-	-	-	-	-	-	-	-	-	-	0-1	-	-	-	-	-	-	-	-	-	-	-	0-1	0-2	0-2	0-2	
25	0-1	-	-	-	-	-	0-1	-	-	-	-	-	-	-	-	-	-	-	-	-	-	-	-	-	-	1-1	1-3	1-3	1-3	
RV	0-1	1-0	-	-	1-0	-	2-0	-	-	0-1	-	1-0	1-0	-	-	-	0-1	-	-	-	-	-	-	-	-	-	-	-	-	-
NR	-	-	-	0-1	-	-	-	-	0-1	-	1-1	-	-	-	1-0	-	0-1	1-0	-	-	0-1	-	-	-	-	-	-	-	-	-
TOTAL	3-2	1-2	1-2	3-4	4-1	2-2	4-3	3-1	3-4	1-2	2-2	4-0	5-0	2-2	2-1	4-0	3-1	2-3	3-2	1-1	4-1	4-1	1-2	1-1	1-0	Total	311-73	Total	64-40	



NOTES

Points Per Possession

Game	Off. PPP	Def. PPP
vs. Duke	0.97	1.08
ROBERT MORRIS	1.39	0.83
MOUNT ST. MARY'S	1.21	0.83
OHIO	1.20	0.92
ALBANY	1.18	0.84
NORTH FLORIDA	1.09	0.66
CENTRAL MICHIGAN	1.25	0.84
SOUTHERN	1.13	0.96
at Notre Dame	1.00	1.06
vs. North Carolina	1.36	0.96
WESTERN KENTUCKY	1.27	0.80
MISSOURI*	1.09	0.74
HIGH POINT	1.28	0.67
at LSU*	0.85	0.92
GEORGIA*	1.28	1.07
at Vanderbilt*	1.22	1.03
TENNESSEE*		
at Texas A&M*		
at Auburn*		
MISSISSIPPI STATE*		
at Kansas		
VANDERBILT*		
at Alabama*		
at South Carolina*		
FLORIDA*		
at Tennessee*		
ALABAMA*		
LSU*		
at Arkansas*		
OLE MISS*		
at Florida*		

Overall

UK offensive high - 1.39 vs. ROBERT MORRIS
 UK offensive low - 0.85 at LSU
 Kentucky SEC offensive high - 1.28 vs. GEORGIA
 Kentucky SEC offensive low - 0.85 at LSU
 UK nonconference offensive high - 1.39 vs. RMU
 UK nonconference offensive low - 0.85 at LSU

Opponent offensive high - 1.08, Duke
 Opponent offensive low - 0.66, NORTH FLORIDA
 Opponent SEC offensive high - 1.07, GEORGIA
 Opponent SEC offensive low - 0.74, MISSOURI
 Opponent nonconference off. high - 1.08, Duke
 Opponent nonconference off. low - 0.66, NORTH FLORIDA

Clutch Free Throws

Free throws during a two-possession game (six points or less) at any point with 3:00 or less to play or overtime:

Player	FTs	Pct.
Davion Mintz	3-3	1.000
Jacob Toppin	1-2	.500
Kentucky	4-5	.800

Mintz Starting to Find His Rhythm

As the first player in the John Calipari era at Kentucky to return to school after leading the team in scoring the year before, it was natural for some to heap big expectations on the back of Davion Mintz this season.

With an influx of talent and depth, Mintz was faced with a new role in 2021-22 off the bench. When he missed three games at the end of November with an illness and then struggled to make shots after, it would have been easy for Mintz to lose his confidence.

But not this five-year veteran.

Mintz remained steady in his approach, and it has really paid off over the last couple of weeks. Mintz has scored nine or more points in four straight games and warmed up shooting the ball. He has made 19 of 38 shots over the four-game stretch (50%) and 11 of 23 (47.8%) from 3-point range. During those four contests, he is averaging 13.5 points per game.

"It had to pay off," Mintz said recently of coming out of an early season funk. "I have been working my tail off every day, every night, getting extra shots. Just working tirelessly. It can't rain forever. The sun has to come out eventually."

Mintz's recent revival was highlighted by a season-high 19 points vs. Georgia thanks to a season-best five 3-pointers. The game before, at LSU, Mintz scored 16 points to reach the 1,000-point barrier for his career.

Now up to 9.0 points per game with 21 3-pointers this season, the veteran's consistent approach clearly paid dividends.

"Missing the number of games I did miss, it was tough just getting a rhythm back," Mintz said. "I think it was more of a mental thing for me and just getting a groove back. And getting to my spots again. Then honestly, just confidence. Knowing that I'm a shooter, and the team, and coaches don't care how much I miss they just want me to keep shooting."

Wheeling and Dealing

The coaching staff challenged Sahvir Wheeler before the season to lead the nation in assists. So far, he's risen to the occasion.

Through games on Jan. 11, the Georgia transfer ranked third in the country with 7.3 assists per game. He has dished out double-digit assists three times this season -- including a career-high 14 in the win vs. North Florida -- at least eight assists seven times, and at least six assists in 11 games.

"He's running it down your throat," Robert Morris head coach Andrew Toole said of the pressure Wheeler puts on defenses. "The way that he pushes the ball down the floor just encourages all those other guys to run so hard because he's so unselfish and he's able to get them shots early in the offense. ... He has such a good understanding of the pace, so as soon as there isn't anything there, he's able to organize and get into whatever action they're trying to execute. There were times in the game that even after a made basket where our guys were sprinting back as fast as they can just trying to keep up. It just adds an incredible amount of pressure to your transition defense. There's not many guys that can do what he does."

Wheeler led the Southeastern Conference in assists per game and assist-to-turnover ratio last season at Georgia. His 193 assists in 2020-21 broke Georgia's previous single-season assists record by 24 dimes despite a shortened season.

Wheeler's current rate of 7.3 assists per game is ahead of Tyler Ulis' 7.03 average when he set the UK single-season assists record in 2015-16 with 246 dimes. He entered the season ranked sixth among all returners nationally in career assists per game.

Not only is Wheeler dishing out assists at a record pace, he has cut back on his turnovers, one of the few issues he had at Georgia and in the early season at Kentucky. After averaging 3.4 turnovers in the first eight games of the season, he's committed two turnovers or less in four of the last six contests he has played in.

It might surprise some to learn that the guy most responsible for setting up his teammates to score also has the second-best scoring performance this season. That would be a sensational 26-point performance vs. North Carolina in the CBS Sports Classic.

How the preseason All-SEC First Team and Bob Cousy Award candidate did it was even more impressive. Just a week removed from going 0 for 5 at Notre Dame, a game in which the Fighting Irish backed off Wheeler and dared him to shoot, Wheeler bounced back with a 12-for-15 shooting night vs. The Tar Heels. Even when UNC tried to back off, Wheeler continued to drive the ball, probe

the defense and eventually get to the rim. His 26 points were one off a career high.

Adding eight assists and a season-high four steals, Wheeler -- according to BigBlueHistory.net -- became the first player in school history post at least 26 points, at least eight assists and at least four steals in the same game.

Calipari was more impressed with Wheeler's leadership than any sort of response Wheeler made after the Notre Dame game.

"Lead us," Calipari said he told Wheeler. "If you're playing great, lead us and get everybody involved. If you're not making shots or you're a little confused, lead us. Lead. That's what he did."

Wheeler played just four minutes at LSU and missed the last two games with a neck injury.

Sharpe Joins the Team

Shaedon Sharpe, originally a part of the 2022 signing class and the consensus No. 1 player in the 2022 class, has enrolled early at the University of Kentucky and is on campus.

Sharpe arrived the first week of January and is practicing with the team. His playing status for the remainder of the 2021-22 season has not been determined at this time.

"We will bring him along slow," John Calipari said in early January. "I want him in practice. I want to see him fly up and down the court and play that way and have that mentality. It takes time to teach it. I want to see if he can make shots when he's playing that fast and all that stuff. But he's not ready to be playing in games yet."

Calipari went a step further and said there isn't a current plan to play Sharpe this season.

"If you ask me right now, my guess is he won't play, but you don't know what happens," Calipari said in early January. "I mean, we've had injury after injury, this happen and that happen. We're down to six, seven guys, I may tell him, 'Look, man, you've got to go in seven minutes a game. You've got to play some.' But, my hope is we're never there."

Sharpe will wear No. 21 this season. The London, Ontario, native measured in at 6-foot-6, 200 pounds upon arrival on campus.

Sharpe averaged 22.6 points, 5.8 rebounds, and 2.7 assists in the 2021 Nike Elite Youth Basketball League this past summer. If the rankings hold and Sharpe remains in the 2022 class, he would be the first consensus No. 1 prospect to sign with Kentucky since Nerlens Noel in 2012.

Milestones Approaching Worth Watching

Several Wildcats are approaching career milestones:

- Head coach John Calipari needs **three** wins to reach on-court victory No. 800
- Mintz needs just **one** steal for 100 in a career
- Kellan Grady needs **one** more rebound to reach 500 career rebounds
- Grady is **16** 3-pointers away from 300 for his career
- Sahvir Wheeler needs **66** more assists for 500 in his career
- Wheeler is **10** steals shy of 100 for a career

Better Than All The Rest

A number of Wildcats are league leaders in statistical categories and rank among the nation's best (through games on Jan. 11):

- Oscar Tshiebwe is first in the country in rebounds per game (15.1)
- Tshiebwe is first in the nation in offensive rebounds per game (5.3)
- Tshiebwe is first in the country in offensive rebound percentage (21.0%) and defensive rebound percentage (36.0%), according to KenPom.com
- Tshiebwe is first in the Southeastern Conference and second in the nation in defensive rebounds per game (9.8)
- Tshiebwe is first in the league and second in the country in double-doubles (12)
- Tshiebwe leads the SEC in field-goal percentage (62.7%) and ranks 11th in the nation in the category
- Tshiebwe ranks third in the league and 109th overall in blocks per game (1.4)
- Tshiebwe is sixth in the league and 96th nationally with 17.0 points per game
- Sahvir Wheeler leads the SEC and ranks third in the country in assists per game (7.3)



NOTES

- Wheeler is fifth in the league and 41st in the nation in assist-to-turnover ratio (2.49)
- TyTy Washington Jr. ranks first in the SEC and 24th nationally in assist-to-turnover ratio (2.71)
- Washington is fifth in the league in field-goal percentage (49.7%) and 110th in the country
- Washington is fourth in the league and 58th in the country with 4.8 assists per game
- Kellan Grady is tops in the league in 3-point field-goal percentage (44.9%) and 19th nationally
- Grady is third in the SEC and 65th overall with 2.8 3-pointers per game

UK Picked to Win SEC Title

Bolstered by a collection of transfers and top-rated freshmen, as well as a core group of returners who combine to form the most experienced Kentucky team under the direction of 13th-year head coach John Calipari, the Wildcats were picked to win the 2022 Southeastern Conference title by the league's media.

UK was voted to win their seventh regular-season title under Calipari by the league's media members. Should Kentucky achieve the feat, it would mark the program's 50th overall regular-season title. No other school comes close, with LSU in second place with 11 SEC regular-season championships.

In addition to the preseason poll, four Wildcats were selected to the preseason All-SEC squads by both the media and the coaches. Junior guard Sahvir Wheeler was picked to the first team, while graduate student guard Kellan Grady and junior forwards Keion Brooks Jr. and Oscar Tshiebwe were tabbed to the second team. Brooks and Wheeler also received at least one vote for the preseason pick for SEC Player of the Year by the media.

It's the 16th time since the 1998-99 season the Wildcats are the overall preseason favorite. Calipari has directed his teams to regular-season SEC crowns in 2010, 2012, 2015, 2016, 2017 and 2020. Kentucky has claimed the SEC Tournament title six times under his direction in 2010, 2011, 2015, 2016, 2017 and 2018.

S-E-C! S-E-C! S-E-C!

Kentucky is the Southeastern Conference's gold standard. Since the SEC's inception in 1932-33, the Wildcats are the most dominant team in the league, recording a 1,023-294 mark (77.7%) in regular-season conference play. Only Alabama has won more than 800 regular-season SEC games and no other team owns a better winning percentage.

- UK has averaged 11.6 wins and only 3.3 losses per season in 88 seasons in the SEC
- Kentucky has won 49 SEC regular-season titles and 31 SEC Tournament championships
- The Wildcats have won 16 of the last 29 SEC Tournaments (the 2020 one was not played due to the COVID-19 pandemic)
- UK has captured at least a share of six of the last 12 SEC regular-season championships under John Calipari
- Kentucky has played in the championship game of the SEC Tournament in eight of Calipari's 12 seasons, winning six times
- UK won its 1,000th game in SEC regular-season action vs. Alabama on Jan. 11, 2020. Kansas has won 1,000 conference games when combining its records in the Big 6, Big 7, Big 8 and Big 12, but no other team in the country had won 1,000 or more regular-season league games in one conference alone
- Six teams made the 2021 NCAA Tournament field with Arkansas reaching the Elite Eight and Alabama making the Sweet Sixteen
- The SEC has had 21 NCAA Tournament selections over the last three tournaments, tied for the second most. Only the Atlantic Coast Conference (23) has had more
- The SEC went 7-6 in NCAA Tournament games in 2021. SEC teams are 73-43 (62.9%) in the NCAA tourney since 2012
- The league has advanced at least one team to the Elite Eight in nine of the last 11 tournaments and nine different SEC teams have advanced to the Sweet Sixteen in the last four NCAA Tournaments
- The SEC has held its own in the annual Big 12/SEC Challenge. The SEC leads 25-24 over the last five seasons in the yearly January showdown and won outright in 2021
- Five SEC teams are in the Jan. 10 Associated Press Top 25, tied for the most of any league in the country

- Ten SEC teams are ranked in the top 100 of the Jan. 13 NCAA Evaluation Tool rankings, eight are in the top 50 and four are in the top 13

Transfer of Power

Kentucky has dominated the recruiting scene under John Calipari, ranking in the top three of every major national recruiting ranking until this past class.

UK's 2021 freshman haul is once again very good, but Calipari and his staff went a different route in restocking the roster for 2021-22: transfers.

With student-athletes in basketball now granted a one-time waiver to transfer without penalty, UK picked up three transfers in the offseason in Kellan Grady (graduate transfer), a 2,000-point scorer from Davidson, Sahvir Wheeler, Georgia's single-season assists leader, and CJ Fredrick, the Big Ten's top 3-point shooter over the last two seasons.

But those are just half of the transfers on the roster. Former All-Big 12 performer Oscar Tshiebwe transferred from West Virginia in the middle of last season and Kentucky returners Davion Mintz (Creighton) and Jacob Toppin (Rhode Island) changed schools before the 2020-21 season. Mintz was Kentucky's leading scorer last season and Toppin played major minutes.

UK's six transfers are its most on a roster in school history.

Taking out Mintz and Toppin, who had already played minutes at Kentucky prior to the 2021-22 season, UK's four newest transfers (Fredrick, Grady, Tshiebwe and Wheeler) combined for 3,538 points at their previous stops. That's the seventh-biggest haul in the 2021-22 transfer class in the country.

Their production additions are significant nationally. Grady, with 2,002 career points, entered the season with the second-most points in college basketball on an active roster (only Antoine Davis from Detroit-Mercy, with 2,040, had more). Fredrick had the top 3-point percentage in the country among all players with at least 150 3-point attempts starting the 2021-22 year. And Wheeler ranked sixth among returners nationally with 5.82 assists per game.

The transfers have made a big impact thus far. Through games on Jan. 11, Tshiebwe led the country in rebounding with 15.1 boards per game and paces the Wildcats in scoring with 17.0 points per game; Wheeler was third in the nation in assists with 7.3 dimes per contest; Grady is averaging 11.6 points per game and shooting 44.9% from long range, which ranked 19th in the country; Mintz has made 11 3-pointers over the last three games; and Toppin's versatility and athleticism adds a key X-factor to the team.

Unfortunately the Wildcats will likely be without Fredrick for the rest of the season after undergoing surgery for a right hamstring injury.

The Rookies are Still Good

Although the influx of transfers has stolen the headlines of this Kentucky team, don't overlook the freshmen. Just like every John Calipari team at Kentucky, this freshman class is loaded, albeit a bit smaller in terms of total numbers.

UK's three freshmen were all consensus four- or five-star prospects and all were consensus top-50 signees and have all played a key role in the first half of the season.

Forward Daimion Collins, a 6-foot-9 pogo stick who has drawn comparisons to Isaiah Jackson -- a first-round pick in the 2021 NBA Draft -- was ranked as high as No. 13 by 247Sports. He has shown his potential with three games of eight or more points and three games with three or more blocks.

Guard TyTy Washington Jr. rose up the rankings late in the spring cycle and was tabbed the No. 14 overall player in the class by Rivals and ESPN. Averaging 13.7 points, 4.8 assists and 4.3 rebounds per game, he is playing like one of the best freshmen in the country. Washington has scored in double figures in 12 of 16 games, has combined for 56 assists over the last nine contests and is shooting 49.7% from the floor. He also set a UK single-game record with 17 assists in the win over Georgia as he primarily played point guard filling in for the injured Sahvir Wheeler.

And forward Bryce Hopkins, ranked as high as No. 33 by ESPN, drew rave reviews from Calipari in the preseason for his skill level and toughness. In his first extended opportunity vs. Ohio, Hopkins stepped up with Kentucky's front court in foul trouble and contributed seven points and seven rebounds in 16 minutes. He scored seven points in eight minutes vs. North Florida.

Of course, none of that factors in midseason enrollee Shaedon Sharpe, who was the No. 1 overall player in the class of 2022. Sharpe decided to enroll at Kentucky in January. His playing status for the remainder of the 2021-22 season has not been determined at this time.

Lineup Comparison

Most Frequent Lineups	Total Minutes	Points For	Points Against	+/-	+/- Per 40 Min.
Wheeler, Washington, Brooks, Grady, Tshiebwe	126:44	292	186	+106	+33.46
Washington, Brooks, Grady, Tshiebwe, Mintz	65:51	157	124	+33	+20.05
Wheeler, Washington, Grady, Tshiebwe, Toppin	40:42	88	64	+24	+23.59
Washington, Grady, Tshiebwe, Toppin, Mintz	33:21	78	41	+37	+44.38
Wheeler, Washington, Grady, Tshiebwe, Collins	22:41	55	37	+18	+31.74
Wheeler, Washington, Brooks, Tshiebwe, Mintz	19:02	41	21	+20	+42.03
Wheeler, Brooks, Grady, Tshiebwe, Mintz	16:10	31	21	+10	+24.74
Wheeler, Washington, Brooks, Grady, Collins	13:04	24	27	-3	-9.18
Washington, Brooks, Grady, Tshiebwe, Toppin	10:18	6	9	-3	-11.65
Wheeler, Grady, Tshiebwe, Toppin, Mintz	9:42	16	11	+5	+20.62



NOTES

The class ranked outside the top three in the major recruiting services for the first time in the Calipari era but only because of the smaller class size. Don't expect it to be the trend as UK is already in the hunt for the top class in 2022.

Always Efficient

According to Ken Pomeroy's calculations on kenpom.com, Kentucky teams under John Calipari have consistently ranked among the most efficient teams in the country per possession.

Season	Offense (Rank)	Defense (Rank)	Overall
2021-22	118.5 (8)	93.4 (23)	8th
2020-21	108.0 (84)	93.1 (35)	49th
2019-20	112.7 (24)	95.1 (52)	29th
2018-19	117.6 (14)	90.1 (8)	8th
2017-18	115.8 (24)	95.4 (22)	17th
2016-17	119.1 (12)	91.4 (7)	4th
2015-16	120.4 (5)	98.0 (53)	6th
2014-15	119.3 (5)	86.5 (2)	1st
2013-14	117.6 (10)	96.9 (41)	11th
2012-13	108.8 (42)	99.1 (129)	42nd
2011-12	122.9 (2)	88.2 (9)	1st
2010-11	118.1 (7)	90.4 (15)	6th
2009-10	116.1 (15)	86.2 (6)	3rd

through games on Jan. 12

Cats Don't Count on the 3

Kentucky has never been reliant on the 3 under John Calipari. Even with more shooters at their disposal, this season is not an exception.

So far UK is generating 23.6% of its points from beyond the arc, which is ranked 339th in the country (through games on Jan. 11), and 28.7% of its attempts are from long range.

Kentucky's perimeter shooting is led by Kellan Grady, who has sunk 44 of 98 for a 44.9% clip thus far, the best mark in the Southeastern Conference and 19th nationally through games on Jan. 11. TyTy Washington Jr. and Davion Mintz have each added 21, the latter of whom has made 11 over the last three games. As a team, the Wildcats are connecting at a respectable 34.6% rate.

UK was expecting to add the nation's top 3-point shooter over the last two seasons (percentage with a minimum of 150 attempts) in Iowa transfer CJ Fredrick, but he is likely to miss the 2021-22 season after undergoing surgery to repair a left hamstring injury.

Even without Fredrick, this should be a team more than capable of sinking the 3-point shot. Grady has hit 284 3-pointers in his career, Davion Mintz has made 148, Washington has sunk a trey in 12 of the last 14 games, and Dontaie Allen shot 39.7% from long range last season. This group has shown signs of being able to make them in a flurry. The Wildcats made 52.2% against Robert Morris with 12 makes and made 17 of 35 (48.6%) vs. North Carolina and Western Kentucky.

If you have followed Calipari's teams over the years, Kentucky has never relied on the 3-point shot. While teams nationally are taking more 3-point shots than ever before, UK has generally bucked the trend and played to the style that's best suited for that particular group.

The highest percentage of 3-point shots taken under Calipari was the 2010-11 Final Four team that lofted 32.4% of its shots from beyond the arc. No surprise, that team consisted of Brandon Knight and Doron Lamb on the perimeter. That team is also Calipari's top 3-point shooting team at Kentucky. The most attempts per game in the Calipari era was the 2016-17 squad that took 19.89 3-point shots per game.

Not relying on the 3 certainly hasn't hurt the Wildcats. UK is 10-3 all-time under Calipari when making one or fewer from long range.

Year	% of Attempts from 3	3-Point FG%
2009-10:	.313	.331 (lowest)
2010-11:	.324 (highest)	.397 (highest)
2011-12:	.265	.378
2012-13:	.293	.346
2013-14:	.276	.332
2014-15:	.271 (lowest)	.349
2015-16:	.310	.366
2016-17:	.316	.353
2017-18:	.258	.357
2018-19:	.296	.354
2019-20:	.266	.343
2020-21:	.322	.336
2021-22:	.287	.346

Cats Deliver the Knockout Punch

Kentucky is 299-12 (96.1%) in the John Calipari era when leading by at least 10 points at any time in the contest.

UK surrendered four such instances in 2020-21 (in 11 games) that slightly waters down just how dominant Calipari teams have been with a sizable lead.

Nine of the 12 losses in the Calipari era are to conference opponents.

Perhaps most impressive of all is that 69.4% of games Calipari has coached in at Kentucky have produced 10-point leads at some point during the game for UK. The Wildcats have led by 10 points or more in a whopping 84.9% of Calipari's 352 career wins at Kentucky.

Hold Them to 55 Points, 40%

Defense has always been a recipe for success for the Wildcats under John Calipari. The special ingredient: 55 points. Kentucky is a perfect 82-0 under Calipari when holding the opponent to 55 points or fewer, including 3-0 this season.

The Wildcats are 197-9 (95.6%) under Calipari when limiting the opponent to 63 points or less. The 2020-21 season was a bit of an anomaly as UK was just 3-2 under the same circumstances. Five times last season UK lost despite holding teams to 66 points or less. Under Calipari, that had only occurred 12 times in 407 games prior to the 2020-21 season. UK is 9-0 this season in such circumstances.

Kentucky also fares well when it keeps the competition to 40% or less from the floor. UK is 217-24 (90.0%) vs. opponents under Calipari when its field-goal percentage is 40% or less. Kentucky is 8-0 this season when limiting an opponent to 40% or less.

Big-Game Cal, Cats

John Calipari's teams aren't just good against the best teams in the country, they're great. Not only does Kentucky own a 64-40 record (61.5%) vs. Associated Press Top 25 teams under John Calipari, UK is 7-4 when both teams are ranked in the AP top five.

All-time, Calipari is 13-8 when both teams are ranked in the AP top five. When both teams are ranked in the AP Top 25, Calipari's all-time record is 86-60, including a 55-32 mark at Kentucky. When both are ranked in the top 10 he has a 27-20 record, including 16-13 at UK.

By defeating top-ranked Michigan State to start the 2019-20 season, UK knocked off the No. 1 team in consecutive seasons for the first time in school history. Kentucky downed Tennessee on Feb. 19, 2019. With the win over MSU to begin 2019-20, the Wildcats have nine victories over the No. 1 team in 25 tries in program history.

Calipari improved to 6-4 vs. the No. 1 team in his career with the win vs. Michigan State, including 3-2 at Kentucky. According to ESPN, Calipari is the only coach with a winning (.600) percentage against No. 1 ranked teams with a minimum of 10 games faced against the No. 1.

Taking Care of Business

Kentucky's 64-40 record vs. opponents ranked in the Associated Press Top 25 in John Calipari's tenure is impressive, but the Wildcats' ability to beat all-comers can't be overlooked. Under Calipari, UK is 288-56 vs. unranked competition, 83.7%.

Kentucky's Schedule Packs a Punch

Kentucky's schedule is always among the toughest in the country and this season has been no different.

With just one more nonconference game to go, UK has played the likes of Duke in New York in the Champions Classic, at Notre Dame and a matchup vs. North Carolina in Las Vegas in the CBS Sports Classic. Nonconference action concludes with a road game at Kansas on Jan. 29 in the Big 12/SEC Challenge.

League play is expected to make the schedule even tougher. UK will play its permanent home-and-away opponents of Florida, Tennessee and Vanderbilt twice, plus host and visit Alabama and LSU. The Wildcats will face the remaining eight SEC opponents once. The league has earned 21 berths in the last three NCAA Tournaments, tied for the second most in college basketball in that time period.

Six Kentucky opponents are ranked in the Jan. 10 Associated Press Top 25. Nonconference opponents in Duke (8) and Kansas (9) are among the ranked teams.

In addition to the Wildcats, the other SEC programs ranking among the top 25 include Auburn (4), LSU (12), Tennessee (22) and Alabama (24).

Kentucky has already played two ranked foes in Duke and LSU. The Wildcats are slated for seven additional matchups vs. ranked foes, with UK playing Alabama, LSU and Tennessee twice.

One of the Most Experienced Squads in School History

This Kentucky team isn't just experienced by the standards of the usually green John Calipari era, it's historically experienced.

This group, stocked with transfers who played major minutes at other schools, key re-

Wins vs. Losses in 2021-22

Result	FG%	Opp. FG%	3-Pt. FG%	Opp 3-Pt. FG%	FT%	RPG	APG	TOPG	BPG	SPG	PPG	Opp PPG
Wins	.519	.374	.363	.302	.738	44.9	18.7	11.8	5.1	7.0	86.8	60.3
Losses	.395	.468	.279	.298	.619	37.0	11.7	11.0	4.3	5.7	64.3	70.0



NOTES

turners and only three freshmen, started the season with 13,385 total minutes at the NCAA Division I level. That is more than any team in the history of Kentucky basketball entering a season (minutes statistics available through the 1964-65 season).

Other metrics back up the experience. This team also returned 5,203 career points at the NCAA Division I level, the second most in school history. Only the 1995-96 national title team -- hailed as one of the greatest college basketball teams of all-time -- returned more with 5,232 points (that team, like 2021-22, was aided by transfers with Derek Anderson and Mark Pope).

The 2021-22 squad had played in 541 Division I games entering the season, the most by a Kentucky team since the 2002-03 group returned 559 games to its roster.

This team is also rather long in the tooth. Using strictly years, the 2021-22 team averaged 20.7 years in age as of Nov. 1, 2021. The 2019-20 group had an average age of 19.5 years old. The 2021-22 mark is among the top 25 oldest teams in the country. If one factors in a player's down-to-the-day age (in other words, their age number plus days), this team's average age is actually 21.2 years old, as of Nov. 1, 2021.

It should be noted with all the experience boosts that college basketball is collectively older with the NCAA's COVID-19 additional season of eligibility. Davion Mintz and Kellan Grady are using an extra season for Kentucky. And Kentucky's experience does take a hit with the likely season-ending loss of redshirt junior CJ Fredrick (hamstring).

Factoring in the midseason addition of Shaedon Sharpe, UK's roster features a sixth-year graduate, a fifth-year graduate, two redshirt juniors, five juniors, a redshirt sophomore, two sophomores, and four highly touted four- and five-star freshmen. Nine of the 16 players are juniors or above.

It is true that not all experience is equal. Experience in college basketball is not the same as experience at Kentucky.

But even by those standards, this is one of Calipari's most veteran groups. From just a UK returners standpoint, Calipari's squad returned 42.1% of its minutes, 41.9% of its scoring, 39.0% of the rebounds, 42.4% of the assists and 60.6% of the 3-pointers from a season ago. For comparison, the only two Calipari-coached Kentucky teams that returned more UK minutes and more points (in terms of percentages) than the 2021-22 team returns were the 2011-12 national championship squad and the 2014-15 Final Four team that started the season 38-0.

Mintz is the first Wildcat to return to school after leading the team in scoring average the previous season since Randolph Morris led the 2005-06 squad and came back to Kentucky for the 2006-07 season.

How big of a change is the returning experience for Calipari? All but one of his previous 12 teams at UK ranked in the bottom 20 nationally in Ken Pomeroy's experience rankings, including two teams that were dead last.

Despite that experience, the Wildcats only rank 232nd in the country, according to KenPom.com, in terms of experience this season, through games on Jan. 12.

"When you have veterans, they're on time," Calipari said. "Without even saying anything, they lead. That's been fun. I haven't had many teams with veteran kind of players on it, so I kind of forget that it takes one thing off your plate."

Tshiebwe Wins National Honors After 28-Rebound Performance

Oscar Tshiebwe's historic rebounding performance vs. Western Kentucky earned the junior forward Oscar Robertson National Player of the Week honors from the U.S. Basketball Writers Association on Dec. 28.

Tshiebwe is the seventh UK player to win the Oscar Robertson Player of the Week award since its inception during the 2009-10 season. He is the first since Nick Richards claimed the honor on Dec. 31, 2019. Other UK honorees include PJ Washington (2018-19), Kevin Knox (2017-18), Malik Monk (2016-17), Julius Randle (2013-14) and Doron Lamb (2010-11). Anthony Davis won the Oscar Robertson National Player of the Year honor in 2012.

Tshiebwe was also named NCAA March Madness National Player of the Week on Dec. 27 after one of the all-time greatest rebounding performances in school history. The West Virginia transfer set a Rupp Arena record with 28 rebounds, breaking the previous mark of 21 set by Shaquille O'Neal (Feb. 15, 1990).

It tied for the sixth-most rebounds in UK history and the most in more than 45 years, when Mike Phillips corralled 28 caroms in an overtime game vs. Tennessee on Jan. 10, 1976. The 28 rebounds were also the most for a Wildcat in a regulation-length game in more than 52 years, when Dan Issel grabbed 29 rebounds vs. LSU on Feb. 22, 1969.

According to STATS, Tshiebwe's 28 rebounds are the most in Division I college basketball since Kendall Gray from Delaware State recorded 30 at Coppin State on March 5, 2015, and it tied for the fourth-most rebounds in Division I college basketball dating back to the 1996-97 season. Tshiebwe had more rebounds than Western Kentucky's entire team (27). He also added 14 points to notch his ninth double-double of 2021-22.

The Oscar Robertson Player of the Week honor culminates with the Oscar Robertson Trophy, awarded to the national player of the Year by the USBWA at the end of the season. It bears the name and image of Cincinnati Hall of Famer and two-time USBWA Player of the Year Oscar Robertson. It is the nation's oldest player of the year award and the only one named after a former player. Robertson was the first NBA player to average a triple-double, was an NBA champion (1971) and NBA MVP (1964) and was a two-time USBWA College Player of the Year selection (1959, 1960).

Four Players on National Watch Lists

Four Wildcats -- Kellan Grady, Oscar Tshiebwe, TyTy Washington Jr. and Sahvir Wheeler -- were on major national watch lists to begin the season.

Grady and Washington were two of 40 players on the preseason watch list for the Lute Olson Award, awarded annually to the national player of the year by CollegeInsider.com. Tshiebwe was named to the Wooden Award midseason 25 after Grady and Washington were on the preseason team.

Three Wildcats were on preseason watch lists for the positional player of the year awards presented by the Naismith Memorial Basketball Hall of Fame preseason watch lists. Kentucky is one of 13 schools to have at least three players named to the preseason lists.

Wheeler is on the list for the Bob Cousy Award (best point guard), Grady is nominated for the Jerry West Award (best shooting guard) and Tshiebwe is among the nation's early favorites for the Kareem Abdul-Jabbar Award (best center).

Best in the Bluegrass

Kentucky is 21-3 against in-state foes with John Calipari at the helm, including an 11-3 mark vs. Louisville.

Two of the victories over the Cardinals were during postseason play. The Wildcats have won all six meetings played inside Rupp Arena, including a 29-point win in 2017-18, the third-largest margin of victory in the history of the series. UofL's three wins are by a combined nine points.

Here is a list of the meetings between the state's two premier programs in the Calipari era:

- Jan. 2, 2010 - UK won 71-62 at Rupp Arena
- Dec. 31, 2010 - UK won 78-63 at the KFC Yum! Center
- Dec. 31, 2011 - UK won 69-62 at Rupp Arena
- March 31, 2012 - UK won 69-61 at the Superdome (NCAA Final Four in New Orleans)
- Dec. 29, 2012 - Louisville won 80-77 at the KFC Yum! Center
- Dec. 28, 2013 - UK won 73-66 at Rupp Arena
- March 28, 2014 - UK won 74-69 at Lucas Oil Stadium (NCAA Sweet Sixteen in India)

Efficiency Stats

#	Player	Min	AST%	EFG%	TS%	Usg%	DRB%	ORB%	TRB%
03	TyTy Washington Jr.	503	23.9	.555	.570	20.8	11.6	3.4	7.6
11	Allen, Dontaie	95	9.3	.364	.393	24.4	18.2	3.6	11.1
12	Brooks Jr., Keion	349	4.6	.519	.548	22.2	14.8	6.9	11.0
14	Canada, Brennan	12	14.8	.750	.750	15.9	0.0	9.6	4.6
04	Daimion Collins	162	3.8	.619	.642	17.3	18.7	10.7	14.8
31	Grady, Kellan	485	5.2	.635	.640	15.2	5.8	1.0	3.4
23	Hopkins, Bryce	141	7.2	.452	.464	19.3	13.0	10.6	11.9
10	Mintz, Davion	283	9.9	.511	.545	20.7	7.6	4.5	6.1
20	Payne, Zan	12	0.0	.333	.436	31.3	18.0	0.0	9.3
00	Jacob Toppin	202	13.1	.519	.559	16.0	16.6	6.9	11.9
34	Tshiebwe, Oscar	466	5.6	.627	.656	23.7	36.1	21.0	28.8
55	Ware, Lance	69	2.0	.667	.592	16.6	23.5	6.7	15.4
25	Watkins, Kareem	12	20.5	.000	.000	11.9	18.0	9.6	13.9
02	Sahvir Wheeler	409	36.8	.457	.492	20.6	5.8	3.1	4.5



NOTES

napolis)

- Dec. 27, 2014 - UK won 58-50 at the KFC Yum! Center
- Dec. 26, 2015 - UK won 75-73 at Rupp Arena
- Dec. 21, 2016 - Louisville won 73-70 at the KFC Yum! Center
- Dec. 29, 2017 - UK won 90-61 at Rupp Arena
- Dec. 29, 2018 - UK won 71-58 at the KFC Yum! Center
- Dec. 28, 2019 - UK won 78-70 (OT) at Rupp Arena
- Dec. 26, 2020 - Louisville won 62-59 at KFC Yum! Center

UK Leads with 27 on NBA Opening-Day Rosters

The tipoff to the 2021-22 NBA season featured 27 players on NBA opening-day rosters (including two-way and inactive players) who played and finished their college basketball careers at Kentucky, more than any other college program in the country. Duke, with 21, was the only other school with more than 20 players in the NBA.

With call-ups throughout the season, the number has ballooned to 32 players who have appeared on an NBA roster in 2021-22.

Of the 30 NBA franchises featuring a Wildcat to start the season, 17 had multiple UK players to open the season.

Arguably the two most visible and storied NBA franchises, the New York Knicks and the Los Angeles Lakers, started the season with the most.

The Knicks – nicknamed the Kentucky Knicks by much of Big Blue Nation for UK's significant roster presence – remain the leader in NBA Wildcats with four. Former Kentucky stars Kevin Knox II (2018), Nerlens Noel (2013), Immanuel Quickley (2019-20) and Julius Randle (2014) call New York their professional home. A fifth player, Derrick Rose, also played for John Calipari but at Memphis (2008), and assistant coach Kenny Payne was a longtime UK assistant. All played prominent roles in the Knicks' run to the NBA Playoffs last season.

The Lakers were just behind the Knicks with three former Kentucky players in Anthony Davis (2012), Malik Monk (2017) and Rajon Rondo (2005-06) to start the season. Davis and Rondo won NBA titles with the Lakers in 2020. Adding to the UK ties, is head coach Frank Vogel who is a Kentucky graduate and former Wildcat student manager and video coordinator.

Five other franchises – the Charlotte Hornets (Nick Richards [2018-20], PJ Washington [2018-19]), the Detroit Pistons (Hamidou Diallo [2017-18], Trey Lyles [2015]), the Los Angeles Clippers (Eric Bledsoe [2010], Brandon Boston Jr. [2021]), the Miami Heat (Bam Adebayo [2017], Tyler Herro [2019]) and the Minnesota Timberwolves (Karl-Anthony Towns [2015], Jarred Vanderbilt [2018]) – opened the season with at least two Wildcats apiece.

Rondo, now in his 16th season, remains the most experienced Kentucky player in the league. Boston Jr. and Isaiah Jackson (2021) are the youngest-tenured NBA Wildcats as rookies.

Of the 27 Wildcats on opening-day NBA rosters, John Calipari coached 26 of them. With Rose, a former Calipari player at Memphis, Calipari also coached 27 players on 2021-22 opening-day rosters.

More than 20 other Wildcats are slated to play in the NBA G League or play professionally overseas. Other notable alumni include, 1978 national champion Dwane Casey, who returns as head coach of the Detroit Pistons, and Pat Riley continues to serve as president of the Heat.

Kentucky has enjoyed unprecedented success at putting players in the NBA under Calipari. In the 12 previous seasons of the Calipari era, 43 players have been selected in the NBA Draft, more than any other school. Included in the recent run are 32 first-round picks, three No. 1 overall selections (Davis, Towns and John Wall [2010]) and 21 lottery selections.

Calipari's players have entered the league NBA-ready. His players have garnered 26 All-Star selections – all since 2010 – with Davis winning the game's MVP honor in 2017. Rose was named NBA MVP in 2011. Six of his players have been tabbed All-NBA (Rose, Wall, Davis, Towns, Randle and DeMarcus Cousins), three have been named NBA Rookie of the Year (Rose, Towns and Tyreke Evans), and 15 players from Calipari's first 11 teams at Kentucky have made the NBA All-Rookie teams. UK has produced more All-NBA players, more NBA All-Rookie and more NBA All-Defensive players than any other school in the Calipari era.

The 2020-21 season was another successful one for the former Kentucky stars. Randle was named the 2021 NBA Most Improved Player while Devin Booker (2015) achieved superstar status with a sensational run to the NBA Finals. Following the season, Adebayo, Booker and Keldon Johnson (2019) won gold medals with the U.S. Olympic Team at the Summer Games.

Using figures compiled by basketball-reference.com and spotrac.com, Calipari-coached players only (which includes Rose but not Rondo) have amassed nearly \$3.4 billion in career NBA contracts. In the 12 seasons Calipari has been the head coach at Kentucky, his players have totaled nearly \$3 billion in NBA contracts.

In the 2021-22 season alone, former UK players are slated to make nearly \$340 million. Calipari-coached players only (which includes Rose but not Rondo) will make about the same.

Calipari produced a top-10 pick in 11 straight drafts prior to 2020, a feat no other coach has ever accomplished. He has a streak of 14 consecutive drafts with a first-round pick. Calipari is the only coach in the history of the sport to have four players drafted No. 1 overall (Rose – 2008, Wall – 2010, Davis – 2012, Towns – 2015).

A breakdown of the Wildcats in the NBA can be found later in the notes.

Orlando "Tubby" Smith Forever in Rupp Arena Rafters

Orlando "Tubby" Smith, who coached the University of Kentucky men's basketball program to the 1998 national championship and several Southeastern Conference titles, had a jersey retired in his honor before UK's game vs. Smith's current squad, High Point, on Dec. 31.

Smith was head coach of the Wildcats for 10 years, from the 1997-98 season through the 2006-07 campaign. His first team became known as the "Comeback Cats" after the Wildcats erased multiple double-digit deficits en route to a 35-4 record and UK's seventh national title.

Trailing Duke by 17 points, with less than 10 minutes to play in the South Regional final, the Wildcats stormed back to win 86-84. Down by 10 against Stanford in the second half of the NCAA semifinal, the Cats clawed back to force overtime and an eventual 86-85 victory. And, it wouldn't have been fitting if UK hadn't trailed Utah by 10 points at halftime of the title tilt, again rallying to take the trophy by a score of 78-69.

During his 10 seasons, Smith coached the Wildcats to at least 22 victories each season, totaling a 263-83 record (76.0%). His teams won five regular-season SEC championships and five SEC Tournament crowns, featuring a league title (regular season or tournament) in seven of his 10 years at UK. His teams advanced to the NCAA Tournament in all 10 seasons, including six trips to the Sweet Sixteen, and had a 23-9 record (71.9%) in the national playoffs.

Smith was three-time National Coach of the Year (1998, 2003, 2005) as well as a three-time SEC Coach of the Year selection while at UK. He also spent two seasons at UK as an assistant coach, 1989-90 and 1990-91, helping rebuild the program and achieving a 22-6 record and SEC-best 14-4 league mark during the 1991 campaign.

"The biggest thing is I want he and his wife and the kids to understand that this place, these fans, this school, this state, absolutely appreciates what he did while he coached here," John Calipari said.

During his outstanding career, Smith also was head coach at Tulsa, Georgia, Minnesota, Texas Tech and Memphis before his current post at his alma mater. He enters Friday's game with a head-coaching record of 637-361.

Smith is the 44th retired jersey to hang in the rafters of Rupp Arena, including fellow national championship coaches Adolph Rupp, Joe B. Hall and Rick Pitino.

Smith was elected by the Retired Jersey Subcommittee of the UK Athletics Hall of Fame Committee. The UK Athletics Hall of Fame was started in 2005 to recognize and honor persons whose participation and contributions enriched and strengthened the University's athletics program. There is a five-year waiting period, after leaving UK, to be eligible for inclusion into the Hall of Fame. Hall of Famers are eligible for jersey retirement five years after they have been elected to the Hall of Fame.

'Kentucky United' Relief Efforts Raise Millions

In immediate response to the devastating tornadoes that tore through Western Kentucky on Dec. 10 and 11, the University of Kentucky athletic department, along with JMI Sports and WLEX-TV, produced a "Kentucky United for Tornado Relief" telethon that helped generate more than \$3 million (with matching funds) to assist victims of the storms.

With an online portal that remained open through the rest of December and a \$100,000 donation from proceeds, the tabulation reached more than \$5 million.

One hundred percent of the proceeds will go to the American Red Cross to aid in the relief efforts in Kentucky and to benefit the victims of the catastrophic event.

Every head coach who was in Lexington during the broadcast of the telethon volunteered his or her time. The coaches teamed with UK student-athletes, who took time off during exam week to handle the multitude of telephone calls.

In addition to Calipari and his wife, Ellen, contributing to the cause, several former players also provided support, including Bam Adebayo (2017), Eric Bledsoe (2010), Devin Booker (2015), Willie Cauley-Stein (2013-15), DeMarcus Cousins (2010), Enes Freedom (2011), Tyrese Maxey (2020), Malik Monk (2017), Jamal Murray (2016), Julius Randle (2014), Karl-Anthony Towns (2015) and John Wall (2010).

Spearheaded by Calipari, UK has held three previous telethons to assist with natural disasters. In 2010, Kentucky and Calipari used a telethon to raise more than \$1 million for victims of the devastating earthquake in Haiti. UK followed that up with another telethon in 2012 that generated \$1 million for victims of Superstorm Sandy, and again in 2017 following Hurricane Harvey that devastated the city of Houston. Calipari also helped raise funds for West Liberty, Kentucky, after tornadoes ravaged the town in 2012.

In addition to the telethon, Calipari, UK Athletics Director Mitch Barnhart, and former players Jack "Goose" Givens and Darius Miller joined Kentucky Gov. Andy Beshear and Lt. Gov. Jacqueline Coleman in Western Kentucky on Dec. 19 to hand out shoes to Kentucky residents displaced by the devastating tornadoes. The shoes were provided by Samaritan's Feet, an organization that provides shoes in need. Samaritan's Feet CEO Manny Ohonme also made the trip to deliver the shoes.

Approximately 5,000 pairs of shoes were on site for the two stops at Lake Barkley and Pennyrite state parks with another 5,000 expected to arrive soon after.

Beshear said on Dec. 19 that 944 people were being housed by the state after their homes were affected by the tornadoes. Nearly all seven state parks were at capacity as of that Friday.

"The damage in the area is obvious and devastating, but buildings can be rebuilt," Calipari said of the visit. "Our focus right now is on the people in that area and the enormous toll this has taken on them. How can we lift spirits and let people know we care for them and are there for them."

Kentucky, Southern Unite for Unity Series

Kentucky's meeting with Southern was about more than just basketball.

The Dec. 7 matchup marked the first in five consecutive seasons of matchups between UK and institutions from the Southwestern Athletic Conference, which is made up of historically black colleges and universities. The annual series is called the Unity Series. The games will seek



NOTES

to raise awareness of the missions of the HBCUs and to raise funds to provide opportunities for students at their institutions.

This year's programming featured several events to provide educational opportunities for the teams and students at the two institutions, networking and community engagement.

The week began with a joint trip to the National Underground Railroad Freedom Museum in Cincinnati on Dec. 5. Players, coaches and staff from both UK and Southern met at the Freedom Museum and received a guided tour. The museum was established in 2004 to reveal stories of freedom's heroes – from the era of the Underground Railroad to contemporary times – and to challenge and inspire people to take courageous steps for freedom.

On the day before the game, the UK Healthcare John Calipari Show featured Southern head coach and UK Athletics Hall of Famer Sean Woods alongside Calipari. While the show was on the air, the Wildcats and Jaguars enjoyed a team meal together at Malone's.

Prior to the radio show, TJ Beisner, UK men's basketball's director of player development, met with the Southern players to outline trends regarding Name, Image and Likeness and provided coaching on personal branding and development.

"The way this world is right now, we need all to find a way to help one another," Woods said. "I think that's what this whole deal was all about. I'm just so thankful that Cal gave me the call first to do this because it was totally awesome."

At the game, 150 tickets were provided to three Lexington elementary schools identified by UK's Diversity Advocacy Council, who distributed them to students who are excelling in their classroom and school community.

Prior to the game, minority students currently enrolled at UK had the opportunity to meet with UK Athletics employees and gain foundational knowledge about the athletics department, the structure, its different units, and background information on the skill sets and personalities that might fit into those different areas. It was an opportunity for students to network with athletics department staff and learn more about the internship opportunities they may be interested in applying for in the future.

Later, the Unity Series will bring together faculty from the University of Kentucky's Sport Leadership Graduate Program and leaders from the Southern University and UK athletics departments for a virtual panel for all UK and SWAC undergraduate students interested in careers in college and professional athletics. The panel will discuss trends, hiring practices and cycles, internships, and any other topics and questions raised by students.

Also, the University of Kentucky's Stuckert Career Center, which provides comprehensive career development programming, resources and services to the UK student body, will partner with SWAC institutions to provide shared resources and support to students throughout the SWAC and at UK.

As a part of the Unity Series, in partnership with the John McLendon Leadership Initiative – a coach-driven initiative to provide minorities a jump-start to their careers through practical experiences, opportunities to build their network, and instilling the values of John McLendon: integrity, education, leadership and mentorship – a position for a future leader will be created at the SWAC office in Birmingham, Alabama. The position will be funded by the University of Kentucky. Calipari spearheaded the MLI in conjunction with the Harvard men's basketball head coach Tommy Amaker, South Carolina head coach Frank Martin and the National Association of Collegiate Directors of Athletics in the summer of 2020.

Wildcats Sign Four During Fall Signing Period

Even by John Calipari era standards, Kentucky 2022 signing class is shaping up to be one of the best in school history.

Skyy Clark, Chris Livingston, Shaedon Sharpe and Cason Wallace – all four consensus five-star prospects in the class of 2022 – signed national letters of intent with UK.

Sharpe enrolled at Kentucky for the 2022 spring semester and is now a part of the 2021-22 roster. Clarke, Livingston and Wallace will join the program for the 2022-23 season.

"I am really excited about this group," John Calipari said. "When you watch these guys play, the talent and upside is obvious, but what stands out to me about all four of them is how much they want this and want to be here. Their mentality and their drive separate them from their peers. They all wanted to play with one another and wanted the challenge of competing against the best every day. Big Blue Nation, I can't wait for you to meet this group and watch them play."

With the spring signing period still to go, UK is going to be in the mix for one of the top classes in the nation yet again. Rivals and 247Sports currently rank it as the top haul of the fall with four signees.

In every season but one of the Calipari era, the Wildcats have signed a top-three recruiting class according to the Recruiting Services Consensus Index, which tallies major recruiting rankings and plugs them into a formula to calculate a consensus ranking. With the fall additions, Kentucky has signed 66 top-50 recruits, 52 top-25 players and 29 top-10 players (according to Rivals) in what will now be Calipari's 14 recruiting classes at Kentucky.

The spring signing period begins April 13. UK can only comment on prospects who have signed official paperwork with the university.

- **Skyy Clark (Los Angeles):** Point guard | 6-3, 195 pounds | No. 16 overall by ESPN, No. 18 by 247Sports, No. 21 by Rivals | Named a candidate for the McDonald's All-American Game | Averaged 26.4 points, 4.7 rebounds and 3.5 assists in 11 games for Ensworth High School in Nashville, Tennessee, in 2020-21 as a junior before opting out for the remainder of the season due to the COVID-19 pandemic | First commitment in the 2022 class | Tore his ACL at the beginning of the summer after transferring to Montverde Academy in Florida but is expected to make a full recovery before

arriving at Kentucky

- **Chris Livingston (Akron, Ohio):** Small forward | 6-7, 210 pounds | No. 5 overall by 247Sports, No. 8 by Rivals, No. 12 by ESPN | Named a candidate for the McDonald's All-American Game | Naismith High School Boys Midseason Team | Averaged 31.1 points, 15.8 rebounds, 6.1 assists, 4.7 steals and 4.0 blocks for Buchtel High School in Akron, Ohio, in 2020-21 as a junior | 2021 Gatorade Ohio Player of the Year and MaxPreps Junior All-America First Team | Named MVP of the 2019 FIBA Americas U16 Championship after leading Team USA to a gold medal while averaging 14.8 points and 8.0 rebounds
- **Shaedon Sharpe (London, Ontario):** Shooting guard | 6-5, 195 pounds | No. 1 overall by Rivals, 247Sports and ESPN | Averaged 22.6 points, 5.8 rebounds, and 2.7 assists in the 2021 Nike Elite Youth Basketball League | If the rankings hold, would be the first consensus No. 1 prospect to sign with Kentucky since Nerlens Noel in 2012 | Enrolled at UK for the 2022 spring semester
- **Cason Wallace (Dallas):** Combo guard | 6-4, 180 pounds | No. 7 overall by 247Sports, No. 9 by ESPN and No. 10 by Rivals | Named a candidate for the McDonald's All-American Game | Naismith High School Boys Midseason Team | Averaged 15.2 points, 6.9 rebounds, 4.8 assists, 1.4 blocks and 1.2 steals in the 2021 Nike EYBL | Led the NBPA Top 100 Camp in assists (5.0) and steals (3.0) per game while posting 10.3 points and 4.3 rebounds

Reconnecting with Big Blue Nation and Giving Back

One of John Calipari's main missions this summer was to reconnect his team with the Big Blue Nation.

The COVID-19 pandemic limited the Wildcats' interactions with fans during the 2020-21 season. Between reduced attendance at Rupp Arena (3,075 fans), no Big Blue Madness and considerable restrictions with various fan activities throughout the season, the 2020-21 group was deprived of one of the staples of the Kentucky program.

With many of the health and safety protocols scaled back this summer, Calipari made sure to take his team on the road and get in front of the Kentucky fan base.

While touring the state for its annual satellite camp tour, the Wildcats visited local community centers, regional health facilities and spent a morning at Fort Knox. Players and staff continued the touch points into the fall with visits throughout the state for ticket giveaways.

The motivation for Calipari is obviously to give back to the community, but it also benefits his players to see firsthand the role they play in the state.

"I want these players to realize the impact that they have in our state," Calipari said. "You understand that this is important to our state and it's about bringing people together, doing things to make a difference for people's lives, not trying to separate."

In addition to the focus this summer, Calipari's Wildcats were able to return to doing two staples over the holidays.

Wildcats Give Back for the Holidays

In good times and tough times alike, Kentucky's commitment to servant leadership didn't waver this holiday season.

Dating back to his time at Memphis, John Calipari has worked with local businesses to partner and help families (usually around 10-12 families) in need for the holidays. Families are identified by local leaders and are uplifted with gifts, gift cards, food for the holidays, a new mattress and even rent checks. In a typical year, there is a reception inside with a holiday meal and Christmas carols sung by the players.

The COVID-19 pandemic has forced Calipari and his team to get a little creative these past two years, but the event has continued on.

To practice social distancing and to continue to mitigate the coronavirus, the reception was held outdoors this year on the back porch of the Wildcat Coal Lodge. The Christmas carols continued -- from a distance -- as the players sang as the families watched from the back porch. Players, with personal protection equipment on, delivered the gifts and food to the trunks of the vehicles.

Local businesses Kroger, Tempur-Pedic, Kentucky Branded, and Lundy's assisted with the gifts and food this year.

Additionally, during Thanksgiving, the Wildcats served Thanksgiving dinner and handed out posters and T-shirts to residents at the Salvation Army.

Antigua, Coleman Highlight New-Look Bench

The Kentucky coaching staff underwent an offseason transformation with a familiar face in Orlando Antigua returning to the UK bench and another top assistant from Illinois in Chin Coleman coming on board. Calipari also created a new position, hiring TJ Beisner as director of player development.

Antigua, a key assistant in the first five seasons of the Calipari era at Kentucky, rejoined the program as associate coach. Coleman joined the staff after four seasons with Illinois.

Antigua and Coleman occupy two of the three on-court assistant coaching positions on the 2021-22 staff. Jai Lucas remains in the other assistant coaching position and Bruiser Flint was elevated to associate to the head coach. Both Lucas and Flint are in their second seasons at Kentucky.



NOTES

During Antigua's first stint at Kentucky, featuring the 2009-10 season through the 2013-14 national runner-up run, UK compiled a 152-37 record (80.4%) with a national championship, three Final Four appearances, and two Southeastern Conference regular-season titles and two SEC Tournament crowns.

Known for his eye on the recruiting trail, Antigua helped UK pull in five straight top-ranked recruiting classes (Recruiting Services Consensus Index). In his initial season with the Wildcats, Antigua saw three of his signees drafted in the first round of the 2010 NBA Draft. He was a central figure in the 2010 and 2011 No. 1 classes, which led UK to its eighth national title in 2012 and its first since 1998.

Coleman spent the previous four seasons with Illinois. He was instrumental in the development of Ayo Dosunmu, one of the country's best point guards over the last three seasons. Under Coleman's guidance, Dosunmu raked in dozens of national and conference honors, including USA Today National Player of the Year, Bob Cousy Point Guard of the Year and NCAA Consensus All-America First Team honors. He averaged 20.1 points and 5.3 assists to lead Illinois to a No. 1 seed in the NCAA Tournament.

With Coleman on the bench, Illinois posted back-to-back 20-win seasons the last two years for the first time since the 2012-13 and 2013-14 seasons and finished second in the Big Ten in 2021. With Coleman serving as a defensive coordinator in 2020-21, the Illini finished seventh in the country in the Ken Pomeroy's adjusted defensive rankings and hovered around the top spot for much of the season.

Beisner, who has more than 15 years of experience in media, communications and digital marketing, oversees the execution of all elements of the student-athlete's off-court experience, including primary areas of player welfare and branding.

In concert with Kentucky's brand and content team and the Kentucky Road initiative – Beisner leads and supports the Wildcats' brand-building strategy in the new Name, Image and Likeness era, monitors all changes in NCAA legislation and trends across college athletics to develop strategies and solutions to keep Kentucky at the forefront of college basketball, organizes and manages the program's community service involvement, provides support to players on non-basketball issues, and develops team-wide events focused on educating student-athletes on personal and career development.

Brad Calipari and Riley Welch also joined the staff as graduate assistants. They are involved in on-court activities with the Wildcats, including practices, individual workouts and film sessions.

Calipari played for the Wildcats from 2017-19 and was a part of a program that won 88 games, advanced to the Elite Eight twice, won an SEC regular-season championship and two SEC Tournament titles. He finished his collegiate career at Detroit Mercy where he saw action in 33 games over two seasons for the Titans. During the 2019-20 season, Calipari averaged 6.1 points per game and connected on 51 3-pointers.

A 2019 graduate of Kentucky with a degree in communication, Calipari earned his undergraduate degree in three years. He was a two-time SEC Academic Honor Roll member. At Detroit Mercy he completed a master's degree in liberal studies in May of 2021.

Welch just concluded a two-year career with the Wildcats and graduated in May with an undergraduate degree in liberal studies. He appeared in 34 career games as a Division I player split between two years at Kentucky and one at UC Irvine. Welch also played one season at the College of the Desert where he averaged 8.2 points and 5.0 assists per game.

Lucas Tabbed 'Rising Star' in the Athletic's '40 Under 40' List

Jai Lucas was ranked by the Athletic as one of the most influential people in college basketball younger than 40 years old.

The "40 Under 40" list is comprised of figures of all ranks, head coaches, assistants included and contributors to the game. The list is intended to "spotlight not only the most visible candidates (head coaches, broadcasters, players), but also a wide array of assistant coaches, writers, executives, administrators, bloggers, numbers crunchers and power brokers who give the sport its texture and flavor — and who themselves have a bright future."

Lucas, 32 years old, is in his second season as an assistant coach and the recruiting coordinator for UK.

Seth Davis, managing editor of the Athletic, headed up the list wrote that Lucas "brings an invaluable pedigree to the job. ... Lucas brings youthful energy to the gym and the recruiting trail, and his value to the program will only increase as he acquires more experience."

A former McDonald's High School All American and now a highly respected coach, Lucas joined the staff as a recruiting coordinator in August of 2020 and was quickly transitioned into a full-time assistant coaching role for the 2020-21 season.

As an assistant, Lucas has been tasked with taking a lead role in Kentucky's recruiting efforts while filling the traditional on-court roles of an assistant, including helping with game and practice preparation and playing a key role in player development through practice and individual workouts. Additionally, as recruiting coordinator, he manages official and unofficial visits and is responsible for the recruiting strategy for the program.

Fredrick Likely to Miss 2021-22 Season

Redshirt junior guard CJ Fredrick underwent surgery on Nov. 16 to repair a left hamstring injury and is likely to miss the remainder of the 2021-22 season.

"This news hurts so much because I love this team and we have a great group of guys," Fredrick said. "I have the best teammates, coaches, medical staff, friends and family that will get me back where I need to be. We have a very special team this season and I will do whatever I can to support the team. I am looking forward to working hard and being the player I want to be for next season. I appreciate all the support of Big Blue Nation during this difficult

time. My journey looks a little different, but I will be back."

Fredrick, who transferred from Iowa following the 2020-21 year, entered this season as the nation's leading returner in career 3-point field-goal percentage (46.6%) with a minimum of 150 attempts.

"I really hate this for CJ," John Calipari said. "He worked so hard for us this summer and made such a positive impact on our team and our culture. He has been an unbelievable teammate. CJ has a bright future ahead of him, and after being evaluated by our medical staff and specialists, it was clear the best thing for CJ was to get this surgery done now and get him back on a path to getting back on the court at 100%. He's been great throughout this whole thing and is already itching to get this process going so he can get back to doing what he loves to do."

The Cincinnati native made 83 3-pointers in two seasons at Iowa. Fredrick started all 27 games he appeared in as a redshirt sophomore in 2020-21 and averaged 7.5 points and 1.9 assists per game. He made three or more treys in six games, shot 47.4% from 3 — the second-best mark by a sophomore in program history — and posted a 5.2 assist-to-turnover ratio.

Fredrick made the All-Big Ten Freshman Team as a redshirt freshman in 2019-20 after averaging 10.2 points and 2.8 assists per game. He made 47 of 102 from long range and was one of three players nationally and the only player from a major conference dating back to 1993 with 65 or more assists, 32 or fewer turnovers, and 46% shooting or better from 3.

Success Rate

The Wildcats received an NCAA award in the spring of 2020 for placing in the top 10% of all men's basketball teams in the country in the NCAA's annual Academic Progress Rate. UK scored a 994 out of a possible 1,000.

It marked the sixth straight year the men's basketball team has received the award and the seventh time since 2009.

The APR provides a real-time look at a team's academic success by the progress of each student-athlete on scholarship. The APR measures academic eligibility, retention and graduation. The scores are a four-year composite, covering the 2015-16 through 2018-19 school years.

Every Division I sports team across the nation calculates its APR each academic year, similar to a report card. Scholarship student-athletes each semester earn one point for remaining eligible and one point for staying in school or graduating.

UK has received a perfect 1,000 mark in six of the last seven single-year APR rates that have been released (numbers were not released last year due to the COVID-19 pandemic). Teams scoring below 930 can face consequences intended to direct additional focus on academics. Those penalties can include practice restrictions and playing-season reductions.

The Wildcats routinely perform well in the classroom, including posting a 3.122 grade-point average in the 2020 fall semester.

Three Inducted into UK Athletics Hall of Fame

Kentucky basketball greats Ron Mercer (1996-97), Wayne Turner (1996-99) and Nazr Mohammed (1996-98) were inducted into the UK Athletics Hall of Fame in early November.

Mercer and Turner were enshrined as a part of the 2020 class and Mohammed was a member of the 2021 class. The 2020 class was unable to be recognized last year due to the COVID-19 pandemic.

The UK Athletics Hall of Fame was started in 2005 to recognize and honor athletes, coaches and contributors whose participation and achievements enriched and strengthened the University's athletics program. The charter class included 88 individuals who had previously had their jersey retired by UK.

There is a five-year waiting period after leaving UK to be eligible for inclusion into the Hall of Fame. A committee consisting of Hall of Famers, media members, campus representatives and current coaches and administrators elects new inductees each year.

Mercer was a member of the 1996 national championship team as well as the 1997 national runner-up team. He was an NCAA Consensus All-America First Team member in 1997 and a two-time NCAA Tournament All-Final Four Team selection.

After making the Southeastern Conference All-Freshman Team in 1996, Mercer was one of the top players in college basketball in 1997. In that season, he was named the NCAA Tournament West Regional Most Outstanding Player, Southeastern Conference Player of the Year by both the league's coaches and the Associated Press, and the 1997 SEC Tournament MVP. Mercer scored 725 points in his sophomore season, at the time the fifth most in a season in program history.

Mercer is a member of Kentucky's 1,000-point club (1,013). He declared for the 1997 NBA Draft after his sophomore season and was drafted sixth overall by the Boston Celtics. He played eight seasons in the NBA.

Turner was a member of the 1996 and 1998 national championship teams as well as the 1997 national runner-up team. He finished his career as UK's and the NCAA's all-time games played leader with 151 games (now ranks second), UK's all-time steals leader with 238, and a member of UK's 1,000-point club (1,170).

During his career, Turner helped the Wildcats to two SEC regular-season championships and three SEC Tournament titles.

Turner was named to the 1997 NCAA Tournament All-West Regional Team, the 1998 NCAA Tournament All-South Region Most Outstanding Player and the 1998 SEC Tournament MVP. He was also selected for the All-SEC Third Team and the SEC All-Tournament Team in 1999. He played one season in the NBA.



NOTES

Mohammed is a two-time national champion having played pivotal role on both the 1996 and 1998 teams. He was the second-leading scorer on the 35-4 squad that was dubbed the "Comeback Cats." He averaged 12 points, 7.2 rebounds and 1.9 blocks in 1998.

Mohammed was an All-SEC First Team selection in 1998 and was also named to the SEC All-Tournament Team after helping lead UK to a regular-season and tournament title.

Mohammed entered the NBA Draft following his junior season and was selected 29th overall by Utah. He played in more than 1,000 career NBA games. He scored nearly 6,000 points and hauled in nearly 5,000 rebounds during an 18-year career. Mohammed captured an NBA title in 2005 as a member of the San Antonio Spurs. He now serves as a scout for the Oklahoma City Thunder.

Rupp Arena Renovations Continue

Renovations at Rupp Arena at Central Bank Center are continuing and nearing completion.

Originally announced when UK agreed to a new lease in December 2016, upper-level chair-back seating and new club areas were installed to Rupp Arena for the 2019-20 season with construction ongoing for club areas, expanded concourses, an exterior refresh and a new facade to the building.

Construction is expected to be completed in the spring of 2022.

Two club areas for season ticket holders have opened along with the president's suite. Fans in these new clubs are able to enjoy first-class amenities before, during and after games. These new clubs are crucial to providing the funds necessary for both the new lease agreement and the ongoing renovation of Rupp Arena. A third club area will be available for the 2021-22 season. Club membership does not include a ticketed seat and club members may have seats throughout Rupp Arena. Season ticket holders may purchase club memberships to accompany their season ticket package.

Construction will continue on the exterior of Rupp Arena with new metal "skin" and bold new metal and glass exterior that will wrap around the expanded concourse. The expanded concourse will feature 43,000 square feet of additional room once completed. Rupp Arena is also getting a new 85-foot tall multi-story atrium as its grand entrance into the renovated concourse. A 75-foot climate-controlled pedestrian bridge will provide a direct connection for fans from the Hyatt lobby straight into the Rupp Arena concourse.

This latest phase of Rupp renovations comes on the heels of the addition of a new center-hung scoreboard, ribbon boards, new sound system and lighting that have created a more dynamic game experience in Rupp.

The chair-back seating that was installed for the 2019-20 season was undertaken in response to years of feedback from fans asking for more comfortable seating in the upper level. The seating was installed in sections 211-217 and 228-234.

After the seat renovations, Rupp Arena now seats 20,500.



KENTUCKY BY THE NUMBERS

Date	Opponent	Result	Points	Rebounds	Assists	Steals	Blocks
N. 9	vs. Duke ¹	L, 79-1	Tshiebwe - 17	Tshiebwe - 20 [^]	Wheeler - 10 [^]	Four tied - 1	Tshiebwe - 2
N. 12	ROBERT MORRIS²	W, 100-60	Grady - 19 [^]	Tshiebwe - 20 [^]	Wheeler - 12 [^]	Two tied - 3 [^]	Collins - 4 [^]
N. 16	MOUNT ST. MARY'S²	W, 80-55	Tshiebwe - 24 [^]	Tshiebwe - 16 [^]	Wheeler - 8 [^]	Two tied - 2 [^]	Tshiebwe - 3 [^]
N. 19	OHIO²	W, 77-59	Brooks - 22 [^]	Washington - 12 [^]	Washington - 5 [^]	Two tied - 1 [^]	Two tied - 1 [^]
N. 22	ALBANY	W, 86-61	Washington - 20 [^]	Tshiebwe - 14 [^]	Wheeler - 7	Three tied - 1 [^]	Collins - 3 [^]
N. 26	NORTH FLORIDA	W, 86-52	Two tied - 14 [^]	Tshiebwe - 16 [^]	Wheeler - 14 [^]	Washington - 4 [^]	Tshiebwe - 2 [^]
N. 29	CENTRAL MICHIGAN	W, 85-57	Tshiebwe - 20 [^]	Tshiebwe - 16 [^]	Wheeler - 6 [^]	Tshiebwe - 3 [^]	Three tied - 1 [^]
D. 7	SOUTHERN³	W, 76-64	Tshiebwe - 23 [^]	Tshiebwe - 11 [^]	Wheeler - 6 [^]	Two tied - 2	Two tied - 4 [^]
D. 11	at Notre Dame	L, 66-62	Tshiebwe - 25 [^]	Two tied - 7 [^]	Washington - 5 [^]	Tshiebwe - 3 [^]	Tshiebwe - 2 [^]
D. 18	vs. North Carolina ⁴	W, 98-69	Wheeler - 26 [^]	Tshiebwe - 12 [^]	Wheeler - 8 [^]	Wheeler - 4 [^]	Two tied - 1 [^]
D. 22	WESTERN KENTUCKY	W, 95-60	Grady - 23 [^]	Tshiebwe - 28 [^]	Wheeler - 8 [^]	Tshiebwe - 3 [^]	Collins - 2
D. 29	MISSOURI*	W, 83-56	Brooks - 17 [^]	Tshiebwe - 20 [^]	Wheeler - 9 [^]	Two tied - 2 [^]	Two tied - 2 [^]
D. 31	HIGH POINT	W, 92-48	Grady - 23 [^]	Two tied - 8 [^]	Washington - 9 [^]	Three tied - 2	Ware - 2 [^]
J. 4	at LSU*	L, 65-60	Mintz - 16 [^]	Tshiebwe - 13 [^]	Washington - 4 [^]	Three tied - 2	Six tied - 1
J. 8	GEORGIA*	W, 92-77	Tshiebwe - 29 [^]	Tshiebwe - 17 [^]	Washington - 17 [^]	Two tied - 2 [^]	Tshiebwe - 2 [^]
J. 11	at Vanderbilt*	W, 78-68	Tshiebwe - 30 [^]	Tshiebwe - 13 [^]	Washington - 4 [^]	Three tied - 1	Two tied - 1
J. 15	TENNESSEE*						
J. 19	at Texas A&M*						
J. 22	at Auburn*						
J. 25	MISSISSIPPI STATE*						
J. 29	at Kansas ⁵						
F. 2	VANDERBILT*						
F. 5	at Alabama*						
F. 8	at South Carolina*						
F. 12	FLORIDA*						
F. 15	at Tennessee*						
F. 19	ALABAMA*						
F. 23	LSU*						
F. 26	at Arkansas*						
M. 1	OLE MISS*						
M. 5	at Florida*						

All home games in **BOLD CAPS**

*SEC game, ^game high

- 1 - Champions Classic (Madison Square Garden | New York)
- 2 - The Kentucky Classic (Rupp Arena | Lexington, Ky.)
- 3 - Unity Series (Rupp Arena | Lexington, Ky.)
- 4 - CBS Sports Classic (T-Mobile Arena | Las Vegas)
- 5 - Big 12/SEC Challenge (Allen Fieldhouse | Lawrence, Kan.)

Times Led

Tshiebwe - 7
Grady - 3
Brooks - 2
Washington - 2
Allen - 1
Mintz - 1
Wheeler - 1

Times Led

Tshiebwe - 15
Brooks - 1
Collins - 1
Washington - 1

Times Led

Wheeler - 10
Washington - 6

Times Led

Tshiebwe - 8
Wheeler - 7
Grady - 6
Washington - 6
Brooks - 2
Mintz - 2
Allen - 1
Toppin - 1

Times Led

Tshiebwe - 9
Collins - 6
Brooks - 3
Ware - 3
Washington - 3
Toppin - 2
Mintz - 1
Wheeler - 1

Comparing the Calipari Era

A look at the statistics throughout the John Calipari era through 16 games of the season ...

Year	FG%	Opp. FG%	3-Pt. FG%	FT%	RPG	Assists	TOs.	Blocks	Steals	Points	PPG	Record
2021-22	.496	.391	.346	.717	43.4	278	187	79	108	1,321	82.6	13-3
2020-21	.418	.403	.302	.709	39.0	183	242	100	106	1,082	67.6	5-11
2019-20	.461	.387	.321	.768	38.1	239	203	80	85	1,200	75.0	12-4
2018-19	.486	.418	.347	.754	38.3	229	218	85	110	1,282	80.1	13-3
2017-18	.486	.411	.365	.682	38.5	240	227	86	105	1,257	78.6	13-3
2016-17	.491	.403	.342	.697	41.8	290	170	99	109	1,500	93.8	14-2
2015-16	.476	.411	.319	.655	39.1	218	210	86	103	1,244	77.8	13-3
2014-15	.456	.310	.345	.681	42.4	261	183	132	125	1,224	76.5	16-0
2013-14	.476	.389	.305	.659	44.2	200	206	110	67	1,292	80.8	12-4
2012-13	.485	.386	.358	.646	38.7	250	205	121	119	1,236	77.2	11-5
2011-12	.491	.350	.368	.710	41.8	228	219	149	107	1,294	80.9	15-1
2010-11	.469	.386	.407	.692	40.2	221	179	109	91	1,278	79.9	13-3
2009-10	.498	.383	.391	.686	41.7	265	246	117	120	1,318	82.4	16-0



MISCELLANEOUS STATS

Game Leaders							Games With ...							
No.	Name	Points	Rebounds	Blocks	Assists	Steals	10+ Pts	20+ Pts	10+ Rebs	3+ Assts	3+ Blks	3+ Stls	3+ 3s	Double-Double
0	Jacob Toppin*	0 (0)	0 (2)	2 (7)	0 (2)	1 (2)	2 (11)	0 (0)	0 (0)	3 (4)	1 (1)	0 (1)	0 (1)	0 (0)
1	CJ Fredrick*	0 (4)	0 (0)	0 (3)	0 (5)	0 (7)	0 (19)	0 (5)	0 (0)	0 (21)	0 (0)	0 (0)	0 (12)	0 (0)
2	Sahvir Wheeler	1 (8)	0 (2)	1 (2)	10 (58)	7 (22)	7 (40)	1 (5)	0 (1)	12 (61)	0 (0)	2 (11)	0 (2)	2 (10)
3	TyTy Washington Jr.	2 (2)	1 (1)	3 (3)	6 (6)	6 (6)	12 (12)	3 (3)	1 (1)	12 (12)	0 (0)	1 (1)	2 (2)	2 (2)
4	Daimion Collins	0 (0)	1 (1)	6 (6)	0 (0)	0 (0)	2 (2)	0 (0)	0 (0)	1 (1)	3 (3)	0 (0)	0 (0)	0 (0)
10	Davion Mintz*	1 (11)	0 (4)	1 (8)	0 (29)	2 (26)	5 (46)	0 (3)	0 (0)	2 (54)	0 (0)	0 (4)	4 (18)	0 (0)
11	Dontaia Allen	1 (4)	0 (1)	0 (1)	0 (0)	1 (5)	1 (5)	0 (2)	0 (0)	0 (0)	0 (0)	0 (0)	0 (3)	0 (0)
12	Keion Brooks Jr.	2 (4)	1 (10)	3 (9)	0 (3)	2 (4)	8 (24)	1 (2)	0 (2)	1 (5)	0 (1)	0 (0)	0 (0)	0 (2)
14	Brennan Canada	0 (0)	0 (0)	0 (0)	0 (0)	0 (0)	0 (0)	0 (0)	0 (0)	0 (0)	0 (0)	0 (0)	0 (0)	0 (0)
20	Zan Payne	0 (0)	0 (0)	0 (0)	0 (0)	0 (0)	0 (0)	0 (0)	0 (0)	0 (0)	0 (0)	0 (0)	0 (0)	0 (0)
23	Bryce Hopkins	0 (0)	0 (0)	0 (0)	0 (0)	0 (0)	0 (0)	0 (0)	0 (0)	1 (1)	0 (0)	0 (0)	0 (0)	0 (0)
25	Kareem Watkins	0 (0)	0 (0)	0 (0)	0 (0)	0 (0)	0 (0)	0 (0)	0 (0)	0 (0)	0 (0)	0 (0)	0 (0)	0 (0)
31	Kellan Grady*	3 (54)	0 (15)	0 (11)	0 (18)	6 (47)	6 (102)	2 (46)	0 (1)	2 (46)	0 (0)	1 (12)	8 (51)	0 (1)
34	Oscar Tshiebwe*	7 (17)	15 (35)	9 (20)	0 (0)	8 (26)	14 (38)	6 (8)	14 (29)	1 (2)	3 (6)	3 (5)	0 (0)	12 (24)
55	Lance Ware	0 (0)	0 (2)	3 (5)	0 (0)	0 (1)	0 (0)	0 (0)	0 (2)	0 (1)	0 (1)	0 (0)	0 (0)	0 (0)

Career total in (parentheses); *includes pre-UK career

Starting Lineups						
Guard	Guard	G/F	Forward	Forward	Games	W-L
Wheeler	Washington	Grady	Brooks	Tshiebwe	13	10-3
Washington	Mintz	Grady	Brooks	Tshiebwe	1	1-0
Washington	Grady	Toppin	Brooks	Tshiebwe	1	1-0
Wheeler	Washington	Grady	Collins	Tshiebwe	1	1-0

Starter	Games Started	Wins	Losses
Grady	16	13	3
Tshiebwe	16	13	3
Washington	16	13	3
Brooks	15	12	3
Wheeler	14	11	3
Collins	1	1	0
Mintz	1	1	0
Toppin	1	1	0

Streaks

Overall	Won 2
Unranked AP teams anywhere	Won 6
Ranked AP teams anywhere	Lost 2
Home	Won 12
Home AP ranked teams	Lost 1
Home AP unranked teams	Won 12
Home SEC	Won 3
Home nonconference	Won 9
Home AP ranked SEC	Lost 1
Home AP unranked SEC	Won 3
Home AP ranked nonconference	Won 2
Home AP unranked nonconference	Won 9
Road	Won 1
Road AP ranked teams	Lost 1
Road AP unranked teams	Won 1
Road SEC	Won 1
Road nonconference	Lost 2
Road AP ranked SEC	Lost 1
Road AP unranked SEC	Won 1
Road AP ranked nonconference	Won 2
Road AP unranked nonconference	Lost 2
Neutral	Won 1
Neutral AP ranked teams	Lost 4
Neutral AP unranked teams	Won 1
Neutral SEC	Lost 3
Neutral nonconference	Won 1
Neutral AP ranked SEC	Lost 2
Neutral AP unranked SEC	Lost 1
Neutral AP ranked nonconference	Lost 4
Neutral AP unranked nonconference	Won 1

Active Consecutive Made Starts	
Kellan Grady	16
Oscar Tshiebwe	16
TyTy Washington Jr.	16
Keion Brooks Jr.	15
Sahvir Wheeler	14
Davion Mintz	1

Active Consecutive Made Free Throws	
Dontaia Allen	4
Oscar Tshiebwe	4
Zan Payne	2
Jacob Toppin	1
Sahvir Wheeler	1

Active Consecutive Games with a 3-Pointer	
Kellan Grady	10
Davion Mintz	3
Keion Brooks Jr.	1
TyTy Washington Jr.	1

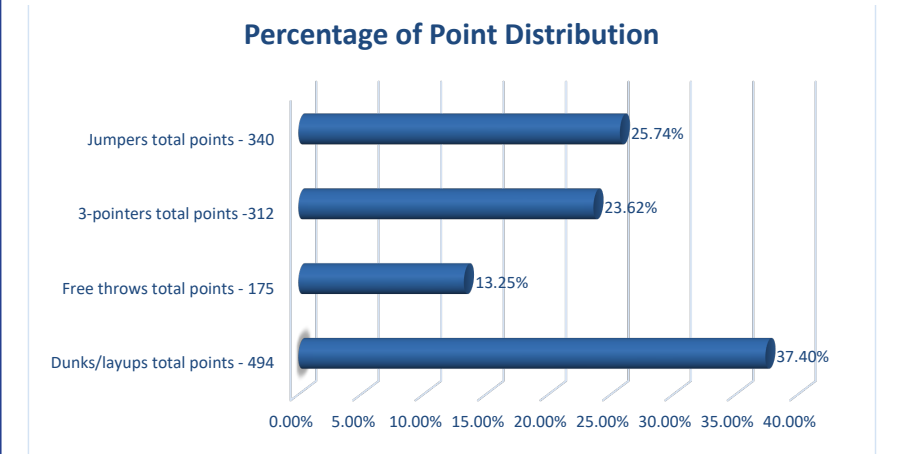
Dunk Tracker

Player	Dunks in 2021-22	Dunks in Career
Oscar Tshiebwe	27	58
Kellan Grady	3	39
Jacob Toppin	13	36
Keion Brooks Jr.	15	35
Daimion Collins	18	18
Davion Mintz	1	13
Lance Ware	3	6
Dontaia Allen	2	3
Bryce Hopkins	1	1
TyTy Washington Jr.	1	1

Kentucky's Record When ...

KENTUCKY RECORD	ALL	SEC	KENTUCKY RECORD	ALL	SEC
Leading at halftime:	13-1	3-0	On CBS:	1-0	0-0
Tied at the half:	0-0	0-0	On TBS:	0-0	0-0
Trailing at halftime:	0-2	0-1	On ESPN/ESPN2/ESPNU:	2-3	1-1
Shoot 50% or better:	8-0	2-0	On SEC Network:	8-0	2-0
Shoot less than 50%:	5-3	1-1	On ESPN+/SEC Network+:	2-0	0-0
Shoot higher % than opp.:	13-0	3-0	vs. SEC at home:	2-0	2-0
Shoot lower % than opp.:	0-3	0-1	vs. SEC on road:	1-1	1-1
Opp. shoot worse than 50%:	13-2	3-1	Games vs. AP ranked opp.:	0-2	0-1
Opp. shoot 50% or higher:	0-1	0-0	Games following a loss:	3-0	1-0
Score less than 60 points:	0-0	0-0	Games following a win:	10-2	2-1
Score 60-69 points:	0-2	0-1	More points in the paint:	13-0	3-0
Score 70-79 points:	3-1	1-0	Fewer or same points in the paint:	0-3	0-1
Score 80-89 points:	5-0	1-0	More bench points than opp.:	7-2	1-1
Score 90-99 points:	4-0	1-0	Fewer or same bench pts.:	6-1	2-0
Score 100+ points:	1-0	0-0	More second-chance points:	13-1	3-0
Opp. score less than 60 pts.:	6-0	1-0	Fewer or same second-chance pts.:	0-2	0-1
Opp. score 60-69 pts.:	6-2	1-1	More points off TOs:	9-2	3-1
Opp. score 70-79 pts.:	1-1	1-0	Fewer or same points off TOs:	4-1	0-0
Opp. score 80-89 points:	0-0	0-0	On Monday:	2-0	0-0
Opp. score 90-99 points:	0-0	0-0	On Tuesday:	3-2	1-1
Opp. score 100+ points:	0-0	0-0	On Wednesday:	2-0	1-0
Outrebounded opponent:	13-1	3-0	On Thursday:	0-0	0-0
Outrebounded by opponent:	0-1	0-0	On Friday:	4-0	0-0
Equal number of rebounds:	0-1	0-1	On Saturday:	2-1	1-0
Fewer turnovers than opp.:	8-1	2-0	On Sunday:	0-0	0-0
Same turnovers as opp.:	0-1	0-1	In November:	6-1	0-0
More turnovers than opp.:	5-1	1-0	In December:	5-1	1-0
Make 8 or more 3-pointers:	4-1	0-1	In January:	2-1	2-1
Make 7 or fewer 3-pointers:	9-2	3-0	In February:	0-0	0-0
Games decided by 5 or fewer:	0-2	0-1	In March:	0-0	0-0
Overtime games:	0-0	0-0	In April:	0-0	0-0

How the Cats are Scoring



Fast Facts

Shooting Percentage	.496
Avg. Assists Per Game	17.4
Points Off Turnovers	16.5
Second-Chance Points	14.8
Points in the Paint	39.0
Fast Break Points	14.1
Bench Points	20.5
Points Per Possession	1.172
Avg. Time of Possession	16.3

First Points of the Game

Player	Dunk/Layup	Jumper	3PT	FT
Brooks	1	3		
Collins	1			
Grady			1	
Tshiebwe	2	2		
Washington	1	2	2	1



THE LAST TIME UK ...

INDIVIDUALS

SCORING

Scored 25 points: Oscar Tshiebwe (30) at Vanderbilt, 1/11/22
Scored 30 points: Oscar Tshiebwe (30) at Vanderbilt, 1/11/22
Scored 35 points: De'Aaron Fox (39) vs. UCLA, 3/24/17
Scored 40 points: Malik Monk (47) vs. North Carolina, 12/17/16
Scored 45 points: Malik Monk (47) vs. North Carolina, 12/17/16
Scored 50 points: Jodie Meeks (54) at Tennessee, 1/13/09
Scored 55 points: Never
Two players had 20 points: Kellan Grady (23) and TyTy Washington Jr. (20) vs. WESTERN KENTUCKY, 12/22/21
Three players had 20 points: DeMarcus Cousins (27), John Wall (21), Patrick Patterson (20) vs. SAM HOUSTON STATE, 11/19/09
Two players had 30 points: Patrick Patterson (33) and Jodie Meeks (32) vs. TENNESSEE STATE, 12/22/08
Scored 20 points in two straight games: Oscar Tshiebwe (2), 1/8/22 - 1/11/22
Scored 20 points in three straight games: Oscar Tshiebwe (3), 11/29/21 - 12/11/21
Scored 20 points in four straight games: PJ Washington (4), 2/5/19 - 2/16/19
Scored 20 points in five straight games: Jamal Murray (12), 2/2/16 - 3/12/16
Scored 20 points in six straight games: Jamal Murray (12), 2/2/16 - 3/12/16
Scored 20 points in seven straight games: Jamal Murray (12), 2/2/16 - 3/12/16
Scored 20 points in eight straight games: Jamal Murray (12), 2/2/16 - 3/12/16
Scored 20 points in nine straight games: Jamal Murray (12), 2/2/16 - 3/12/16
Scored 20 points in 10 straight games: Jamal Murray (12), 2/2/16 - 3/12/16
Scored 20 points in 11 straight games: Jamal Murray (12), 2/2/16 - 3/12/16
Scored 20 points in 12 straight games: Jamal Murray (12), 2/2/16 - 3/12/16
Scored 20 points in 15 straight games: Dan Issel (18), 12/1/69 - 2/7/70
Scored 25 points in two straight games: Oscar Tshiebwe (2), 1/8/22 - 1/11/22
Scored 25 points in three straight games: Tayshaun Prince (3), 3/11/01-3/17/01
Scored 30 points in two straight games: Jodie Meeks vs. Appalachian State (46), 12/20/08; vs. TENNESSEE STATE (32), 12/22/08
Scored 30 points in three straight games: Dan Issel (6) 2/14/70 - 3/2/70
Scored in double figures in 10 straight games: Immanuel Quickley (20), 12/28/19-3/7/20
Scored in double figures in 15 straight games: Immanuel Quickley (20), 12/28/19-3/7/20
Scored in double figures in 20 straight games: Immanuel Quickley (20), 12/28/19-3/7/20
Scored in double figures in 25 straight games: Malik Monk (30), 11/11/16-2/28/17
Scored in double figures in 30 straight games: Malik Monk (30), 11/11/16-2/28/17
Scored in double figures in 33 straight games: Jamal Murray (34), 11/17/15 - 3/19/16
Scored in double figures in 34 straight games: Jamal Murray (34), 11/17/15 - 3/19/16
Scored in double figures in 35 straight games: Kenny Walker (36), 11/14/85 - 3/22/86
Five players scored in double figures: TyTy Washington Jr. (14), Dontaie Allen (14), Sahvir Wheeler (12), Oscar Tshiebwe (12), Daimion Collins (12) vs. NORTH FLORIDA, 11/26/21
Six players scored in double figures: Kellan Grady (19), Daimion Collins (14), Oscar Tshiebwe (14), Keion Brooks Jr. (13), Davion Mintz (13), TyTy Washington Jr. (10) vs. ROBERT MORRIS, 11/12/21
Seven players scored in double figures: Randolph Morris (17), Kelenna Azubuike (15), Patrick Sparks (14), Chuck Hayes (12), Rajon Rondo (11), Ravi Moss (10) and Ramel Bradley (10) vs. MISSISSIPPI STATE 2/19/05
Four players with 15 or more points: Kevin Knox (22), Quade Green (18), Shai Gilgeous-Alexander (17), Wenyen Gabriel (15) vs. OLE MISS, 2/28/18

DOUBLE-DOUBLES

Double-double: Oscar Tshiebwe (30 points, 13 rebounds) at Vanderbilt, 1/11/22
Triple-double: Isaiah Briscoe (19 points, 11 rebounds, 10 assists) at Ole Miss, 12/29/16
20-10 (rebs) game: Oscar Tshiebwe (30 points, 13 rebounds) at Vanderbilt, 1/11/22
20-10 (assts) game: De'Aaron Fox (24 points, 10 assists) vs.

North Carolina, 12/17/16
20-15 game: Oscar Tshiebwe (29 points, 17 rebounds) vs. GEORGIA, 1/8/22
20-20 game: Mike Phillips (26 points, 28 rebounds) vs. TENNESSEE, 1/10/76
30-10 game: Oscar Tshiebwe (30 points, 13 rebounds) at Vanderbilt, 1/11/22
Back-to-back 20-10 games: Oscar Tshiebwe (29 p, 17 r) vs. GEORGIA, 1/8/22; (30 p, 13 r) at Vanderbilt, 1/11/22
Three straight 20-10 games: Julius Randle (23 p, 16 r) vs. UNC ASHEVILLE, 11/8/13; (22 p, 14 r) vs. NORTHERN KENTUCKY, 11/10/13; (27 p, 13 r) vs. Michigan State, 11/12/13
Double-double in points and rebs.: Oscar Tshiebwe (30 points, 13 rebounds) at Vanderbilt, 1/11/22
Double-double in points and assists: TyTy Washington Jr. (17 points, 17 assists) vs. GEORGIA, 1/8/22
Double-double in points and blocks: Never
Double-double in points and steals: Never
Double-double in two consecutive games: Oscar Tshiebwe (29 p, 17 r) vs. GEORGIA, 1/8/22; (30 p, 13 r) at Vanderbilt, 1/11/22
Double-double in three consecutive games: Oscar Tshiebwe (3) 12/19/21 - 12/29/21
Double-double in four consecutive games: Oscar Tshiebwe (4) 11/22/21 - 12/7/21
Double-double in five consecutive games: Julius Randle (6), 2/27/14 - 3/15/14
Double-double in six consecutive games: Julius Randle (6), 2/27/14 - 3/15/14
Double-double in seven consecutive games: Julius Randle (7), 11/8/13 - 11/27/13
Double-double in 10 consecutive games: Jim Andrews (10), 12/16/72 - 1/27/73
Two players record double-doubles: Oscar Tshiebwe (12 points, 16 rebounds), Sahvir Wheeler (12 points, 14 assists) vs. NORTH FLORIDA, 11/26/21
Three players record double-doubles: PJ Washington (20 points, 13 rebounds), Reid Travis (18 points, 12 rebounds), Keldon Johnson (15 points, 10 rebounds) vs. KANSAS, 1/26/19
Four players record double-doubles: Jack Givens (30 pts, 13 rebs), Kyle Macy (16 pts, 10 assts), Mike Phillips (22 pts, 18 rebs), Rick Robey (23 pts, 13 rebs) vs. SMU 11/26/77
Five players record double-doubles: Never

FIELD GOALS

Made 12 FG in a game: Oscar Tshiebwe (13) vs. GEORGIA, 1/8/22
Made 15 FG in a game: Malik Monk (18) vs. North Carolina, 12/17/16
Made 16 FG in a game: Malik Monk (18) vs. North Carolina, 12/17/16
Made 17 FG in a game: Malik Monk (18) vs. North Carolina, 12/17/16
Made 18 FG in a game: Malik Monk (18) vs. North Carolina, 12/17/16
Made 19 FG in a game: Dan Issel (19) at Alabama, 2/23/70
Made 20 FG in a game: Dan Issel (23) at Ole Miss, 2/7/70
Made 21 FG in a game: Dan Issel (23) at Ole Miss, 2/7/70
Made 22 FG in a game: Dan Issel (23) at Ole Miss, 2/7/70
Made 23 FG in a game: Dan Issel (23) at Ole Miss, 2/7/70
Made 24 FG in a game: Never
Attempted 17 FG in a game: Oscar Tshiebwe (20) vs. GEORGIA, 1/8/22
Attempted 18 FG in a game: Oscar Tshiebwe (20) vs. GEORGIA, 1/8/22
Attempted 19 FG in a game: Oscar Tshiebwe (20) vs. GEORGIA, 1/8/22
Attempted 20 FG in a game: Oscar Tshiebwe (20) vs. GEORGIA, 1/8/22
Attempted 25 FG in a game: Malik Monk (28) vs. North Carolina, 12/17/16

3-POINTERS

Made 5 3-pointers in a game: Davion Mintz (5) vs. GEORGIA, 1/8/22
Made 6 3-pointers in a game: Kellan Grady (7) vs. HIGH POINT, 12/31/21
Made 7 3-pointers in a game: Kellan Grady (7) vs. HIGH POINT, 12/31/21
Made 8 3-pointers in a game: Immanuel Quickley (8) at Texas A&M, 2/25/20
Made 9 3-pointers in a game: Jodie Meeks (10) at Tennessee, 1/13/09
Made 10 3-pointers in a game: Jodie Meeks (10) at Tennessee, 1/13/09
Made 11 3-pointers in a game: Never
Two players made at least 5 3-pointers in a game: Davion Mintz (6), Brandon Boston Jr. (6) vs. SOUTH CAROLINA, 3/6/21
Two players made at least 6 3-pointers in a game: Davion Mintz (6), Brandon Boston Jr. (6) vs. SOUTH CAROLINA, 3/6/21

Two players made at least 7 3-pointers in a game: Never
Attempted 10 3-pointers in a game: Kellan Grady (12) at LSU, 1/4/22
Attempted 15 3-pointers in a game: Jodie Meeks (15) at Tennessee, 1/13/09
Attempted 16 3-pointers in a game: Derrick Miller (16) vs. LSU 2/15/90
Attempted 17 3-pointers in a game: Derrick Miller (19) at Kansas 12/9/89
Attempted 18 3-pointers in a game: Derrick Miller (19) at Kansas 12/9/89
Attempted 19 3-pointers in a game: Derrick Miller (19) at Kansas 12/9/89
Attempted 20 3-pointers in a game: Never
Made a 3-pointer in 10 straight games: Kellan Grady (10), 11/29/21 - 1/11/22
Made a 3-pointer in 15 straight games: Jamal Murray (36), 11/13/15 - 3/19/16; Derek Willis (17), 1/12/16 - 3/17/16
Made a 3-pointer in 20 straight games: Jamal Murray (36), 11/13/15 - 3/19/16
Made a 3-pointer in 30 straight games: Jamal Murray (36), 11/13/15 - 3/19/16
Made two 3-pointers in 10 straight games: Kevin Knox (11), 2/10/16 - 3/11/18
Made three 3-pointers in 10 straight games: Gerald Fitch (20), 1/14/03 - 3/23/03
Made three 3-pointers in 15 straight games: Gerald Fitch (20), 1/14/03 - 3/23/03
Made three 3-pointers in 20 straight games: Gerald Fitch (20), 1/14/03 - 3/23/03
Made three 3-pointers in 25 straight games: Keith Bogans (29), 3/14/02 - 2/26/03

FREE THROWS

Made 8 FT in a game: Oscar Tshiebwe (8) at Vanderbilt, 1/11/22
Made 9 FT in a game: Oscar Tshiebwe (9) vs. MISSOURI, 12/29/21
Made 10 FT in a game: Olivier Sarr (14) vs. VANDERBILT, 1/5/21
Made 11 FT in a game: Olivier Sarr (14) vs. VANDERBILT, 1/5/21
Made 12 FT in a game: Olivier Sarr (14) vs. VANDERBILT, 1/5/21
Made 13 FT in a game: Olivier Sarr (14) vs. VANDERBILT, 1/5/21
Made 14 FT in a game: Olivier Sarr (14) vs. VANDERBILT, 1/5/21
Made 15 FT in a game: Rodrick Rhodes (16) vs. Ole Miss, 1/18/95
Made 16 FT in a game: Rodrick Rhodes (16) vs. Ole Miss, 1/18/95
Made 17 FT in a game: Dwight Anderson (18) vs. MISSISSIPPI STATE, 2/12/79
Made 18 FT in a game: Dwight Anderson (18) vs. MISSISSIPPI STATE, 2/12/79
Made 18 FT in a game: Never
Attempted 10 FT in a game: Oscar Tshiebwe (10) at Vanderbilt, 1/11/22
Attempted 15 FT in a game: Olivier Sarr (17) vs. VANDERBILT, 1/2/21
Attempted 20 FT in a game: PJ Washington (20) vs. Kansas State, 3/22/18
Attempted 25 FT in a game: Never
Made 20 Straight FT: Immanuel Quickley (20), 2/22/20 - 3/3/20
Made 30 Straight FT: Tyler Herro (38), 2/16/19 - 3/29/19

REBOUNDS

15 Rebs: Oscar Tshiebwe (17) vs. GEORGIA, 1/8/22
20 Rebs: Oscar Tshiebwe (20) vs. MISSOURI, 12/29/21
25 Rebs: Oscar Tshiebwe (28) vs. WESTERN KENTUCKY, 12/22/21
26 Rebs: Oscar Tshiebwe (28) vs. WESTERN KENTUCKY, 12/22/21
27 Rebs: Oscar Tshiebwe (28) vs. WESTERN KENTUCKY, 12/22/21
28 Rebs: Oscar Tshiebwe (28) vs. WESTERN KENTUCKY, 12/22/21
30 Rebs: Cotton Nash (30) vs. OLE MISS, 2/8/64
34 Rebs: Bob Burrow (34) vs. TEMPLE, 12/10/55
35 Rebs: Never
20+ Rebs in two consecutive games: Oscar Tshiebwe (2), 1/8/22 - 1/11/22
10+ Rebs in three consecutive games: Oscar Tshiebwe (3), 12/19/21 - 12/29/21
10+ Rebs in four consecutive games: Oscar Tshiebwe (8), 11/9/21 - 12/7/21
10+ Rebs in five consecutive games: Oscar Tshiebwe (8), 11/9/21 - 12/7/21
10+ Rebs in six consecutive games: Oscar Tshiebwe (8), 11/9/21 - 12/7/21
10+ Rebs in seven consecutive games: Oscar Tshiebwe (8),



THE LAST TIME UK ...

11/9/21 - 12/7/21
10+ rebs in eight consecutive games: Oscar Tshiebwe (8), 11/9/21 - 12/7/21
10+ rebs in nine consecutive games: Julius Randle (10), 2/12/14 - 3/15/14
10+ rebs in 10 consecutive games: Julius Randle (10), 2/12/14 - 3/15/14
Two players had 10 rebounds: Isaiah Jackson (10), Lance Ware (10) at Missouri, 2/3/21
Three players had 10 rebounds: Isaiah Jackson (14), Olivier Sarr (11), Brandon Boston Jr. (10) vs. RICHMOND, 11/29/20

ASSISTS

6 assists: TyTy Washington Jr. (17) vs. GEORGIA, 1/8/22
7 assists: TyTy Washington Jr. (17) vs. GEORGIA, 1/8/22
8 assists: TyTy Washington Jr. (17) vs. GEORGIA, 1/8/22
9 assists: TyTy Washington Jr. (17) vs. GEORGIA, 1/8/22
10 assists: TyTy Washington Jr. (17) vs. GEORGIA, 1/8/22
11 assists: TyTy Washington Jr. (17) vs. GEORGIA, 1/8/22
12 assists: TyTy Washington Jr. (17) vs. GEORGIA, 1/8/22
13 assists: TyTy Washington Jr. (17) vs. GEORGIA, 1/8/22
14 assists: TyTy Washington Jr. (17) vs. GEORGIA, 1/8/22
15 assists: TyTy Washington Jr. (17) vs. GEORGIA, 1/8/22
16 assists: TyTy Washington Jr. (17) vs. GEORGIA, 1/8/22
17 assists: TyTy Washington Jr. (17) vs. GEORGIA, 1/8/22
18 assists: Never
5+ assists in four consecutive games: Sahvir Wheeler (4), 12/18/21 - 12/31/21
8+ assists in two consecutive games: Sahvir Wheeler (3), 12/19/21 - 12/29/21

BLOCKS

4 blocks: Jacob Toppin (4), Oscar Tshiebwe (4) vs. SOUTHERN, 12/7/21
5 blocks: Isaiah Jackson (7) vs. ALABAMA, 1/12/21
6 blocks: Isaiah Jackson (7) vs. ALABAMA, 1/12/21
7 blocks: Isaiah Jackson (7) vs. ALABAMA, 1/12/21
8 blocks: Isaiah Jackson (8) vs. Kansas, 12/1/20
9 blocks: Willie Cauley-Stein (9) vs. BOISE STATE, 12/10/13
10 blocks: Nerlens Noel (12) at Ole Miss, 1/29/13
11 blocks: Nerlens Noel (12) at Ole Miss, 1/29/13
12 blocks: Nerlens Noel (12) at Ole Miss, 1/29/13
13 blocks: Never

STEALS

4 steals: Sahvir Wheeler (4) vs. North Carolina 12/18/21
5 steals: Ashton Hagans (5) vs. TEXAS A&M, 1/8/19
6 steals: Ashton Hagans (8) vs. North Carolina, 12/22/18
7 steals: Ashton Hagans (8) vs. North Carolina, 12/22/18
8 steals: Ashton Hagans (8) vs. North Carolina, 12/22/18
9 steals: Never
3+ steals in five consecutive games: Ashton Hagans (7), 12/22/18 - 1/19/19
3+ steals in 10 consecutive games: Never

MINUTES

Played every minute: Immanuel Quickley (40) at Arkansas, 1/18/20
Played 40+ minutes: Devin Askew (43), Davion Mintz (41) at Mississippi State, 1/2/21
Played more than 50 minutes: Patrick Patterson (50) vs. VANDERBILT, 1/12/08

FOULS

Fouled out: Isaiah Jackson vs. Mississippi State, 3/11/21
Two players fouled out: Isaiah Jackson and Davion Mintz at Vanderbilt, 2/17/21
Three players fouled out: Terrence Clarke, Isaiah Jackson, Olivier Sarr, Lance Ware vs. North Carolina, 12/19/20
Four players fouled out: Terrence Clarke, Isaiah Jackson, Olivier Sarr, Lance Ware vs. North Carolina, 12/19/20
Technical foul: UK bench at Vanderbilt 2/17/21

TEAM

WINS/LOSSES

Won 10 straight games: 10, 1/8/19 - 2/9/19
Won 20 straight games: 38, 11/14/14 - 3/28/15
Won 30 straight games: 38, 11/14/14 - 3/28/15
Won 40 straight games: Never
Lost consecutive games: 2, 3/11/21 - 11/9/21
Lost three straight games: 4, 1/26/21 - 2/9/21
Lost four straight games: 4, 1/26/21 - 2/9/21
Lost five straight games: 6, 11/29/20 - 12/26/20
Lost six straight games: 6, 11/29/20 - 12/26/20
Lost 10 straight games: Never

STARTS

Started four freshmen: Devin Askew, Brandon Boston Jr., Terrence Clarke, Isaiah Jackson vs. Georgia Tech, 12/6/20
Started five freshmen: Hamidou Diallo, Shai Gilgeous-Alexander, Kevin Knox, Nick Richards, PJ Washington vs. Kansas State, 3/22/18

SCORING

Scored 90 or more points: 92 vs. GEORGIA, 1/8/22 (W, 92-77)
Scored 90 or more points (SEC game): 92 vs. GEORGIA, 1/8/22 (W, 92-77)
Scored 100 or more points: 100 vs. ROBERT MORRIS, 11/12/21 (W, 100-60)
Scored 100 or more points (SEC game): 100 vs. TEXAS A&M, 1/3/17 (W, 100-58)
Scored 110 or more points: 115 vs. Arizona State, 11/28/16 (W, 115-69)
Scored 110 or more points (SEC game): 110 vs. AUBURN, 2/21/15 (W, 110-75)
Scored 120 or more points: 120 at Vanderbilt, 2/7/96 (W, 120-81)
Scored 120 or more points (SEC game): 120 at Vanderbilt, 2/7/96 (W, 120-81)
Scored 130 or more points: 143 vs. Georgia, 2/27/56 (W, 143-66)
Scored 140 or more points: 143 vs. Georgia, 2/27/56 (W, 143-66)
Scored 150 or more points: Never
Scored less than 50 points: 48 vs. Vanderbilt, 3/15/13 (L, 64-48)
Scored 100 points in two consecutive games: vs. CLEVELAND STATE (11/23/16), vs. UT MARTIN (11/25/16), vs. Arizona State (11/28/16)
Scored 100 Points in three consecutive games: vs. CLEVELAND STATE (11/23/16), vs. UT MARTIN (11/25/16), vs. Arizona State (11/28/16)
Scored 100 points in consecutive SEC games: 2/27/56 - 3/3/56

SHOOTING PERCENTAGES

Shot 70% from the field: .722 (39-54) vs. MISSISSIPPI STATE, 2/15/86
Shot 65% from the field: .667 (42-63) vs. UIC, 11/26/17
Shot 30% or less from the field: .281 (18-64) at Texas A&M (1/10/15)
Allowed 50% shooting: .508 (31-60) vs. Duke, 11/9/21
Allowed 60% shooting: .640 (32-50) at Florida, 3/4/07
Allowed 30% or less shooting: .299 (20-67) vs. Kansas, 12/1/20
Allowed 20% or less shooting: .197 (12-61) vs. MONTANA STATE, 11/23/14

FREE THROWS

Shot 90% or better from FT line: .941 (16-17) vs. OHIO, 11/19/21
Shot 100% from FT Line: 10-10 vs. FLORIDA, 2/22/20
Shot 50% or less from FT line: .500 (10-20) at Georgia, 1/7/20
Attempted 40 FT: 41 (27-41) vs. TENNESSEE STATE, 11/23/18
Attempted five or less FT: 4 (2-4) vs. SOUTH CAROLINA, 1/21/06
Made 30 FT: 31 (31-36) vs. MISSISSIPPI STATE, 2/4/20

3-POINTERS

Hit 0 3-pointers: 0 (0-10) vs. RICHMOND, 11/29/20
Hit 10 3-pointers: 10 (10-26) vs. HIGH POINT, 12/31/21
Hit 11 3-pointers: 12 (12-23) vs. ROBERT MORRIS, 11/12/21
Hit 12 3-pointers: 12 (12-23) vs. ROBERT MORRIS, 11/12/21
Hit 13 3-pointers: 13 (13-27) vs. SOUTH CAROLINA, 3/6/21
Hit 14 3-pointers: 14 (14-26) vs. ARKANSAS, 2/9/21
Hit 15 3-pointers: 15 (15-27) vs. GEORGIA, 3/1/12
Hit 16 3-pointers: 16 (16-33) vs. UNC ASHEVILLE, 12/23/96
Hit 17 3-pointers: 20 (20-35) vs. LSU, 3/4/95
Hit 18 3-pointers: 20 (20-35) vs. LSU, 3/4/95
Hit 19 3-pointers: 20 (20-35) vs. LSU, 3/4/95
Hit 20 3-pointers: 20 (20-35) vs. LSU, 3/4/95
Hit 21 3-pointers: 21 (21-48) vs. North Carolina, 12/27/89
Hit 22 3-pointers: Never

SCORING MARGINS

Won game by 50 points or more: 58 vs. MONTANA STATE (W, 86-28), 11/23/14
Won game by 60 points or more: 62 vs. VANDERBILT (W, 106-44), 3/5/03
Won game by 70 points or more: 74 vs. UT MARTIN (W, 124-50), 11/26/94
Lost game by 20 points or more: 20 vs. ALABAMA (L, 85-65), 1/12/21
Lost game by 30 points or more: 34 vs. Duke (L, 118-84), 11/6/18
Lost game by 40 points or more: 41 at Vanderbilt (L, 93-52), 2/12/08
Lost game by 50 points or more: 55 at Kansas (L, 150-95),

12/9/89

Lost game by 60 points or more: 70 at Central (L, 87-17), 1/28/1910
Lost game by 70 points or more: 70 at Central (L, 87-17), 1/28/1910
Game decided by one point: vs. Mississippi State, 3/11/21 (L, 74-73)
Game decided by two or fewer points: vs. Mississippi State, 3/11/21 (L, 74-73)
Game decided by three or fewer points: vs. Mississippi State, 3/11/21 (L, 74-73)
Two consecutive games decided by one point: vs. NORTH CAROLINA (W, 73-72), 12/3/11; at Indiana (L, 73-72), 12/10/11
Three consecutive games decided by one point: Never
Two consecutive games decided by two or fewer points: Arkansas (L, 81-80), 2/9/21; Auburn (W, 82-80), 2/13/21
Three consecutive games decided by three or fewer points: at Auburn (L, 99-97 OT), 2/11/74, vs. TENNESSEE (W, 61-58), 2/16/74 and at Ole Miss (L, 61-60), 2/18/74

COMEBACKS

Came back from 10-point deficit for win: 71-70 at Florida (3/7/20); Trailed by 18 at 59-41 (11:48 in 2nd)
Came back from 11-point deficit for win: 71-70 at Florida (3/7/20); Trailed by 18 at 59-41 (11:48 in 2nd)
Came back from 12-point deficit for win: 71-70 at Florida (3/7/20); Trailed by 18 at 59-41 (11:48 in 2nd)
Came back from 13-point deficit for win: 71-70 at Florida (3/7/20); Trailed by 18 at 59-41 (11:48 in 2nd)
Came back from 14-point deficit for win: 71-70 at Florida (3/7/20); Trailed by 18 at 59-41 (11:48 in 2nd)
Came back from 15-point deficit for win: 71-70 at Florida (3/7/20); Trailed by 18 at 59-41 (11:48 in 2nd)
Came back from 16-point deficit for win: 71-70 at Florida (3/7/20); Trailed by 18 at 59-41 (11:48 in 2nd)
Came back from 17-point deficit for win: 71-70 at Florida (3/7/20); Trailed by 18 at 59-41 (11:48 in 2nd)
Came back from 18-point deficit for win: 71-70 at Florida (3/7/20); Trailed by 18 at 59-41 (11:48 in 2nd)
Came back from 19-point deficit for win: 73-67 vs. Vanderbilt (2/28/17); Trailed by 19 at 25-6 (8:03 in 1st)
Came back from 20-point deficit for win: 82-79 at Vanderbilt (2/22/97); Trailed by 22 at 40-18 (3:51 in 1st)
Came back from 30-point deficit for win: 99-95 at LSU (2/15/94); Trailed by 31 at 68-37 (15:34 in 2nd)
Came back from 31-point deficit for win: 99-95 at LSU (2/15/94); Trailed by 31 at 68-37 (15:34 in 2nd)

REBOUNDS

Pulled down 50 rebounds: 50 (16-34) vs. WESTERN KENTUCKY, 12/22/21
Pulled down 55 rebounds: 59 (20-39) vs. Arizona State, 11/28/16
Pulled down 60 rebounds: 62 (19-43) vs. Morehead State, 12/16/95

OVERTIME GAMES

Played an overtime game: at Mississippi State, 1/2/21 (W, 78-73 2OT)
Won an overtime game: at Mississippi State, 1/2/21 (W, 78-73 2OT)
Lost an overtime game: vs. Auburn, 3/31/19 (L, 77-71 OT)
Played an SEC overtime game: at Mississippi State, 1/2/21 (W, 78-73 2OT)
Won an SEC overtime game: at Mississippi State, 1/2/21 (W, 78-73 2OT)
Lost an SEC overtime game: at Texas A&M, 2/20/16 (L, 79-77 OT)
Played an overtime game in SEC Tournament: vs. Texas A&M, 3/13/16 (W, 82-77 OT)
Won an overtime game in SEC Tournament: vs. Texas A&M, 3/13/16 (W, 82-77 OT)
Played an overtime game in NCAA Tournament: vs. Auburn, 3/31/19 (L, 77-71 OT)
Won an overtime game in NCAA Tournament: vs. St. Bonaventure, 3/16/00 (W, 85-80 2OT)
Lost an overtime game in NCAA Tournament: vs. Auburn, 3/31/19 (L, 77-71 OT)
Played two overtimes: at Mississippi State, 1/2/21 (W, 78-73 2OT)
Played three overtimes: vs. TEMPLE 12/7/57 (W, 85-83)
Played four or more overtimes: Never
Played two consecutive overtime games: 1/6/15 vs. OLE MISS (W, 89-86) and 1/10/15 at Texas A&M (70-64)
Played three consecutive overtime games: Never



THE LAST TIME A UK OPPONENT ...

INDIVIDUALS

SCORING

Scored 25 points: Scotty Pippen Jr. (32), Vanderbilt, 1/11/22
Scored 30 points: Scotty Pippen Jr. (32), Vanderbilt, 1/11/22
Scored 35 points: Bubba Parham (35), VMI, 11/21/18
Scored 40 points: Elston Turner (40), TEXAS A&M, 1/12/13
Scored 45 points: David Robinson (45), Navy, 1/25/87
Scored 50 points: Austin Carr (50), Notre Dame, 12/29/79
Scored 60 points: Pete Maravich (64), LSU, 2/21/70
Scored 65 points: Never
Two players had 20 points: Trevor Keels (25), Paolo Banchemo (22), Duke, 11/9/21
Three players had 20 points: R.J. Barrett, Zion Williamson, Cam Reddish, Duke, 11/6/18
Two players had 30 points: Ronnie Henderson (36) and Claren Ceasar (32), LSU, 2/15/94
Five players scored in double figures: LSU, 2/18/20

FIELD GOALS

Made 15 FG in a game: David Robinson (17), NAVY, 1/25/87
Made 16 FG in a game: David Robinson (17), NAVY, 1/25/87
Made 17 FG in a game: David Robinson (17), NAVY, 1/25/87
Made 18 FG in a game: Steve Downing (19), Indiana, 12/11/71
Made 19 FG in a game: Steve Downing (19), Indiana, 12/11/71
Made 20 FG in a game: Johnny Neumann (20), Ole Miss, 1/2/71
Made 21 FG in a game: Austin Carr (21), Notre Dame, 12/29/70
Made 22 FG in a game: Austin Carr (22), Notre Dame, 3/12/70
Made 23 FG in a game: Pete Maravich (23), LSU, 2/21/70
Made 24 FG in a game: Never
Attempted 17 FG in a game: Scotty Pippen Jr. (18), Vanderbilt, 1/11/22
Attempted 18 FG in a game: Scotty Pippen Jr. (18), Vanderbilt, 1/11/22
Attempted 19 FG in a game: Jermaine Cousinard (22), South Carolina, 1/15/20
Attempted 20 FG in a game: Jermaine Cousinard (22), South Carolina, 1/15/20
Attempted 25 FG in a game: R.J. Barrett (26), Duke, 11/6/18
Attempted 30 FG in a game: Freeman Williams (40), Portland State, 12/16/17
Attempted 35 FG in a game: Freeman Williams (40), PORTLAND STATE, 12/16/77
Attempted 40 FG in a game: Freeman Williams (40), PORTLAND STATE, 12/16/77
Attempted 45 FG in a game: Johnny Neumann (50), Ole Miss, 1/2/71
Attempted 50 FG in a game: Johnny Neumann (50), Ole Miss, 1/2/71
Attempted 53 FG in a game: Pete Maravich (53), LSU, 2/22/69
Attempted 54 FG in a game: Never

3-POINTERS

Made 5 3-pointers in a game: Scotty Pippen Jr. (6), Vanderbilt, 1/11/22
Made 6 3-pointers in a game: Scotty Pippen Jr. (6), Vanderbilt, 1/11/22
Made 7 3-pointers in a game: Bubba Parham (10), VMI, 11/18/18
Made 8 3-pointers in a game: Bubba Parham (10), VMI, 11/18/18
Made 9 3-pointers in a game: Bubba Parham (10), VMI, 11/18/18
Made 10 3-pointers in a game: Bubba Parham (10), VMI, 11/18/18
Made 11 3-pointers in a game: Corey Allmond (11), Sam Houston State, 11/19/2009
Made 12 3-pointers in a game: Never
Attempted 10 3-pointers in a game: Scotty Pippen Jr. (11), Vanderbilt, 1/11/22
Attempted 15 3-pointers in a game: Bubba Parham (16), VMI, 11/18/18
Attempted 16 3-pointers in a game: Bubba Parham (16), VMI, 11/18/18
Attempted 17 3-pointers in a game: Chris Jackson (17), LSU, 2/15/90
Attempted 18 3-pointers in a game: Jeff Boschee (18), Kansas, 3/14/99
Attempted 19 3-pointers in a game: Never

FREE THROWS

Made 10 FT in a game: John Fulkerson (10), Tennessee, 2/8/20
Made 11 FT in a game: Samir Doughty (14), Auburn, 2/1/20
Made 12 FT in a game: Samir Doughty (14), Auburn, 2/1/20
Made 13 FT in a game: Samir Doughty (14), Auburn, 2/1/20

Made 14 FT in a game: Samir Doughty (14), Auburn, 2/1/20
Made 15 FT in a game: Brenton Williams (15), South Carolina, 3/1/14
Made 16 FT in a game: Dan Cross (16), FLORIDA, 2/18/95
Made 17 FT in a game: John Mengelt (17), AUBURN, 3/2/70
Made 18 FT in a game: Pete Maravich (18), LSU, 2/21/70
Made 19 FT in a game: Never
Attempted 15 FT in a game: Samir Doughty (15), Auburn, 2/1/20
Attempted 20 FT in a game: Harding McCaleb (25), Louisville, 2/22/1916
Attempted 25 FT in a game: Harding McCaleb (25), Louisville, 2/22/1916
Attempted 26 FT in a game: Never

REBOUNDS

15 Rebs: Dedric Lawson (15), KANSAS, 1/26/19
16 Rebs: Kennedy Meeks (17), North Carolina, 3/26/17
17 Rebs: Kennedy Meeks (17), North Carolina, 3/26/17
18 Rebs: Sean May (19), North Carolina, 12/4/04
19 Rebs: Sean May (19), North Carolina, 12/4/04
20 Rebs: Andrew DeClercq (20), Florida, 1/18/94
25 Rebs: Leon Douglas (25), ALABAMA, 1/20/75
30 Rebs: Kenneth Stanley (30), SOUTHERN CAL, 12/4/61
31 Rebs: Never
Two players had 10 rebounds: Desean Murray (11) and Anfernee McLemore (11), Auburn, 2/14/18
Three players had 10 rebounds: Craig Victor II (12), Tim Quarterman (10), Ben Simmons (10), LSU, 1/5/16

ASSISTS

10 assists: Tony Trocha-Morelos (10), Texas A&M, 3/4/2017
11 assists: Dwyane Wade (11), Marquette, 3/29/03
12 assists: Edgar Padilla (12), UMass, 3/30/96
13 assists: Billy McCaffrey (14), Vanderbilt, 1/13/93
14 assists: Billy McCaffrey (14), Vanderbilt, 1/13/93
15 assists: Eric Richardson (15), Alabama, 2/4/84
16 assists: Never

BLOCKS

5 blocks: Jamarion Sharp (7), WESTERN KENTUCKY, 12/22/21
6 blocks: Jamarion Sharp (7), WESTERN KENTUCKY, 12/22/21
7 blocks: Jamarion Sharp (7), WESTERN KENTUCKY, 12/22/21
8 blocks: Jarvis Varnado (10), Mississippi State, 1/15/08
9 blocks: Jarvis Varnado (10), Mississippi State, 1/15/08
10 blocks: Jarvis Varnado (10), Mississippi State, 1/15/08
11 blocks: Samaki Walker (11), Louisville, 1/1/95
12 blocks: Never

STEALS

5 steals: Ben Simmons (7), LSU, 3/5/16
6 steals: Ben Simmons (7), LSU, 3/5/16
7 steals: Ben Simmons (7), LSU, 3/5/16
8 steals: Never

TEAM

SCORING

Scored 90 or more points: 118, Duke, 11/6/18 (L, 118-84)
Scored 90 or more points (SEC game): 90, Georgia, 3/4/09 (L, 90-85)
Scored 100 or more points: 118, Duke, 11/6/18 (L, 118-84)
Scored 100 or more points (SEC game): 101, Arkansas, 2/10/93 (L, 101-94)
Scored 110 or more points: 118, Duke, 11/6/18 (L, 118-84)
Scored 110 or more points (SEC game): 110, Vanderbilt, 3/4/67 (L, 110-94)
Scored 120 or more points: 121, North Carolina, 12/27/89 (L, 121-110)
Scored 120 or more points (SEC game): Never
Scored 130 or more points: 150, Kansas, 12/9/89 (L, 150-95)
Scored 140 or more points: 150, Kansas, 12/9/89 (L, 150-95)
Scored 150 or more points: 150, Kansas, 12/9/89 (L, 150-95)
Scored 160 or more points: Never
Scored less than 50 points: 48, HIGH POINT, 12/31/21 (W, 92-48)
Scored less than 50 points (SEC game): 48, SOUTH CAROLINA, 2/5/19 (W, 76-48)
Scored less than 40 points: 39, West Virginia, 3/26/15 (W, 78-39)
Scored less than 40 points (SEC game): 37, MISSOURI, 1/13/15 (W, 86-37)
Scored less than 30 points: 28, MONTANA STATE, 11/23/14 (W, 86-28)
Scored less than 30 points (SEC game): 26, GEORGIA TECH, 1/28/46 (W, 86-37)
Scored less than 20 points: 18, WESTERN ONTARIO,

12/10/49 (W, 90-21)
Scored less than 20 points (SEC game): 18, ALABAMA, 2/10/40 (W, 46-18)
Scored less than 10 points: 9, Tulane, 12/21/34 (W, 39-9)
Scored less than 10 points (SEC game): Never
Scored less than 5 points: Never

SHOOTING PERCENTAGES

Shot 70% from the field: Never
Shot 60% from the field: .640 (32-50), Florida, 3/4/07
Shot 50% from the field: .508 (31-60), Duke, 11/9/21
Shot 30% or less from the field: .299 (20-67) vs. Kansas, 12/1/20
Shot 20% or less from the field: .197 (12-61), MONTANA STATE, 11/23/14
Shot 10% or less from the field: Never (shooting percentages not recorded prior to 1947)

3-Pointers

Made 10 or more 3-pointers: 12 (12-30), Vanderbilt, 1/11/22
Made 15 or more 3-pointers: 19 (19-38), VMI, 11/18/18
Made 20 or more 3-pointers: Never
Made zero 3-pointers: 0 (0-15), Auburn, 1/19/13
Attempted 30 or more 3-pointers: 30 (12-30), Vanderbilt, 11/11/22

FREE THROWS

Shot 90% or better from FT line: 90.5 (19-21), GEORGIA, 1/8/22
Shot 100% from FT Line: 5-5, VMI, 11/18/18
Shot 50% or less from FT line: .462 (6-13), UALBANY, 11/22/21
Attempted 40 FT: 44 (33-44), Auburn, 2/1/20
Attempted five or less FT: 4 (2-4), HIGH POINT, 12/31/21
Made 30 FT: 33 (33-44), Auburn, 2/1/20

REBOUNDS

Pulled down 50 rebounds: 54 (17-37), Florida, 2/4/17
Pulled down 20 offensive rebounds: 23, LSU, 2/18/20



RUPP ARENA AT CENTRAL BANK CENTER

Year-by-Year Records

Season	W-L	Percentage
2021-22	11-0	1.000
2020-21	5-6	.455
2019-20	16-2	.889
2018-19	17-1	.944
2017-18	16-2	.889
2016-17	15-2	.882
2015-16	17-0	1.000
2014-15	19-0	1.000
2013-14	16-2	.889
2012-13	16-2	.889
2011-12	18-0	1.000
2010-11	15-0	1.000
2009-10	18-0	1.000
2008-09	12-6	.667
2007-08	14-4	.778
2006-07	14-2	.875
2005-06	10-5	.667
2004-05	14-1	.933
2003-04	11-2	.846
2002-03	12-1	.923
2001-02	12-3	.800
2000-01	11-1	.917
1999-2000	14-0	1.000
1998-99	12-1	.923
1997-98	9-3	.750
1996-97	12-1	.923
1995-96	13-0	1.000
1994-95	12-1	.923
1993-94	13-1	.929
1992-93	16-0	1.000
1991-92	15-2	.882
1990-91	13-0	1.000
1989-90	13-2	.867
1988-89	8-6	.571
1987-88	14-2	.875
1986-87	13-2	.867
1985-86	18-0	1.000
1984-85	11-3	.786
1983-84	16-0	1.000
1982-83	14-1	.933
1981-82	15-1	.938
1980-81	15-0	1.000
1979-80	12-3	.800
1978-79	11-4	.733
1977-78	16-0	1.000
1976-77	12-2	.857
Total	626-77	.890

Year Opened:	1976
First Game:	Nov. 27, 1976
All-Time Record:	626-77 (89.0%)
Record Under Calipari:	199-17 (96.7%)
Capacity:	20,500
Record Crowd:	24,479 (1/20/10)
Longest Win Streak:	54 (11/9/10-12/1/12)
Current Win Streak:	12

Cats Rock at Rupp

The Wildcats are 328-77 (89.0%) in Rupp Arena. Among the most notable marks of dominance as the nation's toughest venue to play include:

- School record 54-game winning streak to begin the John Calipari era
- Kentucky is 338-46 (88.0%) in regular-season SEC games in Rupp
- The Wildcats set a program home record of 19 wins in 2014-15
- UK has gone undefeated at home in five of Calipari's 12 seasons
- Kentucky has a perfect mark in 13 of Rupp Arena's 45 seasons

600 Wins at Rupp in Record Time

With a victory over Fairleigh Dickinson on Dec. 7, 2019, Kentucky reached the 600-win mark at Rupp Arena faster than any other program in NCAA Division I level history. UK needed just 670 games to reach win No. 600 in Rupp Arena.

It took UCLA, which previously owned the fastest pace to 600 wins, 689 games in Pauley Pavilion. Only one other team, Kansas, achieved win No. 600 in fewer than 700 games at its home venue. The Jayhawks reached the significant win in their 699th game.

Cal Owns Longest Win Streaks in Rupp

With UK's 2011-12 season-opening victory over Marist, UK head coach John Calipari recorded his 34th consecutive win in Rupp Arena as UK's head coach. It broke former UK head coach Rick Pitino's longest streak of 33 games in the venue.

The winning streak reached as long as 54 games. Calipari didn't suffer his first loss in Rupp Arena until losing to Baylor in his fourth season, in 2012-13. The 54-game run, however, was his longest career home winning streak. He also had the second-longest streak in the arena as the Cats won 42 straight from March 4, 2014 to Nov. 25, 2016.

New Chairbacks, Fewer Seats

After receiving a \$16 million upgrade over the 2014-15 and 2015-16 seasons that enhanced the fan experience with the likes of a new Daktronics center-hung scoreboard, ribbons boards, new corner video boards and a new audio system, Rupp Arena is undergoing an additional transformation as a part of UK's new leasing agreement with the Lexington Center.

Chair-back seating in the upper-level sideline was installed in sections 211-217 and 228-234 for the 2019-20 season. Club areas are available to season ticket holders.

The new seating reduced Rupp Arena's capacity to 20,500.

Pack the House

Until reducing capacity for the 2019-20 season, Kentucky had led the nation in average home attendance in 20 of 24 seasons. That number included a Rupp Arena record of 24,110 in John Calipari's first season (2009-10) as head coach.

Kentucky averaged 20,160 fans during the 2019-20 season, the first season with a reduced capacity at 20,500. UK averaged 23,000-plus fans in seven of Calipari's first 10 seasons.

The Top-Ranked Team at Home

Kentucky has lost just four times at home as the Associated Press top-ranked team in the history of the program and just three times in Rupp Arena. Prior to the losses to Evansville (Nov. 12) and UCLA (Dec. 3, 2016), the other two losses came by just one point.

The Wildcats are 54-3 all-time as the AP No. 1 team in Rupp Arena since its opening in 1976. The first loss was to Auburn, 53-52, on Jan. 9, 1988.

Coach Cal in Rupp Arena

It's been downright difficult to beat Kentucky in Rupp Arena during the John Calipari era. UK is 199-17 (92.1%) in Rupp Arena under Calipari.

- Kentucky is 22-6 (78.6%) vs. Associated Press Top 25 opponents in Rupp in the Calipari era
- UK is 177-11 (94.1%) vs. AP unranked teams in Rupp under Calipari
- The Wildcats are 104-6 (94.5%) at home vs. nonconference foes under Calipari
- Calipari notched his 100th career win in Rupp Arena as Kentucky's coach with the Wildcats' 110-75 rout of Auburn on Feb. 21, 2014. It took Calipari 104 games to reach the century mark, the fastest of any UK coach

Cal Passes Hall for Rupp Record

With a 101-70 victory over Cleveland State on Nov. 23, 2016, John Calipari passed former UK head coach Joe B. Hall for most wins in Rupp Arena. Calipari currently has 199 wins inside the historic venue. Hall won 122.

2021-22 Opponent Breakdown

Robert Morris (Nov. 12)

All-time games in Rupp Arena: 3
UK record in Rupp vs. RMU: 3-0
Last time in Rupp Arena: UK, 100-60 (11/12/21)

Mount St. Mary's (Nov. 16)

All-time games in Rupp Arena: 2
UK record in Rupp vs. MSM: 2-0
Last time in Rupp Arena: UK, 80-55 (11/16/21)

Ohio (Nov. 19)

All-time games in Rupp Arena: 3
UK record in Rupp vs. OU: 3-0
Last time in Rupp Arena: UK, 77-59 (11/19/21)

Albany (Nov. 22)

All-time games in Rupp Arena: 2
UK record in Rupp vs. UA: 2-0
Last time in Rupp Arena: UK, 86-61 (11/22/21)

North Florida (Nov. 26)

All-time games in Rupp Arena: 1
UK record in Rupp vs. UNF: 1-0
Last time in Rupp Arena: UK, 86-52 (11/26/21)

Central Michigan (Nov. 29)

All-time games in Rupp Arena: 2
UK record in Rupp vs. CMU: 2-0
Last time in Rupp Arena: UK, 85-57 (11/29/21)

Southern (Dec. 7)

All-time games in Rupp Arena: 1
UK record in Rupp vs. SU: 1-0
Last time in Rupp Arena: UK, 76-64 (12/7/21)

Western Kentucky (Dec. 22)

All-time games in Rupp Arena: 3
UK record in Rupp vs. WKU: 2-1
Last time in Rupp Arena: UK, 95-60 (12/22/21)

Missouri (Dec. 29)

All-time games in Rupp Arena: 6
UK record in Rupp vs. UM: 6-0
Last time in Rupp Arena: UK, 83-56 (12/29/21)

High Point (Dec. 31)

All-time games in Rupp Arena: 4
UK record in Rupp vs. HPU: 4-0
Last time in Rupp Arena: UK, 92-48 (12/31/21)

Georgia (Jan. 8)

All-time games in Rupp Arena: 42
UK record in Rupp vs. UGA: 38-4
Last time in Rupp Arena: UK, 92-77 (1/8/22)

Tennessee (Jan. 15)

All-time games in Rupp Arena: 45
UK record in Rupp vs. UT: 38-7
Last time in Rupp Arena: UT, 82-71 (2/6/21)

Mississippi State (Jan. 25)

All-time games in Rupp Arena: 31
UK record in Rupp vs. MSU: 29-2
Last time in Rupp Arena: UK, 80-72 (2/4/20)

Vanderbilt (Feb. 2)

All-time games in Rupp Arena: 43
UK record in Rupp vs. VU: 41-2
Last time in Rupp Arena: UK, 77-74 (1/5/21)

Florida (Feb. 12)

All-time games in Rupp Arena: 45
UK record in Rupp vs. UF: 36-9
Last time in Rupp Arena: UK, 71-67 (2/27/21)

Alabama (Feb. 19)

All-time games in Rupp Arena: 33
UK record in Rupp vs. UA: 27-6
Last time in Rupp Arena: UA, 85-65 (1/12/21)

LSU (Feb. 23)

All-time games in Rupp Arena: 33
UK record in Rupp vs. LSU: 27-6
Last time in Rupp Arena: UK, 82-69 (1/23/21)

Ole Miss (March 1)

All-time games in Rupp Arena: 32
UK record in Rupp vs. OM: 31-1
Last time in Rupp Arena: UK, 67-62 (2/15/20)



COACH CALIPARI

UK vs. AP Ranked Foes Under Cal

Record: 64-40 (.615)

at No. 21 LSU	Jan. 4, 2022	L, 65-60
vs. No. 9 Duke	Nov. 9, 2021	L, 79-71
at No. 19 Tennessee	Feb. 20, 2021	W, 70-55
vs. No. 11 TENNESSEE	Feb. 6, 2021	L, 82-71
at No. 18 Missouri	Feb. 3, 2021	L, 75-70
at No. 9 Alabama	Jan. 26, 2021	L, 70-59
vs. No. 22 North Carolina (Cleveland)	Dec. 19, 2020	L, 75-63
vs. No. 7 Kansas (Indianapolis)	Dec. 1, 2020	L, 65-62
vs. No. 15 AUBURN	Feb. 29, 2020	W, 73-66
at No. 17 Auburn	Feb. 1, 2020	L, 75-66
at No. 18 Texas Tech	Jan. 25, 2020	W, 78-76 ^{OT}
vs. No. 3 LOUISVILLE	Dec. 28, 2019	W, 78-70 ^{OT}
vs. No. 5 Ohio State (Las Vegas)	Dec. 21, 2019	L, 71-65
vs. No. 1 Michigan State (New York)	Nov. 5, 2019	W, 69-62
vs. No. 14 Auburn (NCAAT)	March 31, 2019	L, 77-71 ^{OT}
vs. No. 11 Houston (NCAAT)	March 29, 2019	W, 62-58
vs. No. 19 Wofford (NCAAT)	March 23, 2019	W, 62-56
vs. No. 8 Tennessee (SECT)	March 16, 2019	L, 82-78
at No. 7 Tennessee	March 2, 2019	L, 71-52
vs. No. 1 TENNESSEE	Feb. 16, 2019	W, 86-69
vs. No. 19 LSU	Feb. 13, 2019	L, 73-71
vs. No. 9 KANSAS	Jan. 26, 2019	W, 71-63
vs. No. 22 MISSISSIPPI STATE	Jan. 22, 2019	W, 76-55
at No. 14 Auburn	Jan. 19, 2019	W, 82-80
vs. No. 9 North Carolina (Chicago)	Dec. 22, 2018	W, 80-72
vs. No. 4 Duke (Indianapolis)	Nov. 6, 2018	L, 118-84
vs. No. 13 Tennessee (SECT)	March 11, 2018	W, 77-72
at No. 10 Auburn	Feb. 14, 2018	L, 76-66
vs. No. 15 TENNESSEE	Feb. 6, 2018	L, 61-59
at No. 7 West Virginia	Jan. 27, 2018	W, 83-76
at No. 23 Tennessee	Jan. 6, 2018	L, 76-65
vs. No. 4 Kansas (Chicago)	Nov. 14, 2017	L, 65-61
vs. No. 6 North Carolina (NCAAT)	March 26, 2017	L, 75-73
vs. No. 8 UCLA (NCAAT)	March 24, 2017	W, 86-75
vs. No. 19 Wichita State (NCAAT)	Feb. 19, 2017	W, 65-62
vs. No. 13 FLORIDA	Feb. 25, 2017	W, 76-66
at No. 24 Florida	Feb. 4, 2017	L, 88-66
vs. No. 2 KANSAS	Jan. 28, 2017	L, 79-73
vs. No. 24 SOUTH CAROLINA	Jan. 21, 2017	W, 85-69
at No. 10 Louisville	Dec. 21, 2016	L, 73-70
vs. No. 7 North Carolina (Las Vegas)	Dec. 17, 2016	W, 103-100
vs. No. 11 UCLA	Dec. 3, 2016	L, 97-92
vs. No. 13 Michigan State (New York)	Nov. 15, 2016	W, 69-48
vs. No. 14 Indiana (NCAAT)	March 19, 2016	L, 73-67
vs. No. 17 Texas A&M (SECT)	March 13, 2016	W, 82-77
at No. 4 Kansas	Jan. 30, 2016	L, 90-84
vs. No. 16 LOUISVILLE	Dec. 27, 2015	W, 75-73
vs. No. 5 Duke (Chicago)	Nov. 17, 2015	W, 74-63
vs. No. 3 Wisconsin (NCAAT)	April 4, 2015	L, 71-64
vs. No. 8 Notre Dame (NCAAT)	March 28, 2015	W, 68-66
vs. No. 20 West Virginia (NCAAT)	March 26, 2015	W, 78-39
vs. No. 21 Arkansas (SECT)	March 15, 2015	W, 78-63
vs. No. 18 ARKANSAS	Feb. 28, 2015	W, 84-67
at No. 4 Louisville	Dec. 27, 2014	W, 58-50
vs. No. 21 NORTH CAROLINA	Dec. 13, 2014	W, 67-60
vs. No. 6 TEXAS	Dec. 5, 2014	W, 63-51
vs. No. 5 Kansas (Indianapolis)	Nov. 18, 2014	W, 72-40
vs. No. 18 UConn (NCAAT)	April 7, 2014	L, 60-54
vs. No. 12 Wisconsin (NCAAT)	April 5, 2014	W, 74-73
vs. No. 7 Michigan (NCAAT)	March 30, 2014	W, 75-72
vs. No. 5 Louisville (NCAAT)	March 28, 2014	W, 74-69
vs. No. 2 Wichita State (NCAAT)	March 23, 2014	W, 78-76
at No. 1 Florida (SECT)	March 16, 2014	L, 61-60
at No. 1 Florida	March 8, 2014	L, 84-65
vs. No. 3 FLORIDA	Feb. 15, 2014	L, 69-59
vs. No. 4 LOUISVILLE	Dec. 28, 2013	W, 73-66
at No. 18 North Carolina	Dec. 14, 2013	L, 82-77
vs. No. 20 Baylor (Dallas)	Dec. 6, 2013	L, 67-62
vs. No. 2 Michigan State (Chicago)	Nov. 12, 2013	L, 78-74
vs. No. 11 FLORIDA	March 9, 2013	W, 61-57
at No. 7 Florida	Feb. 12, 2013	L, 69-52
at No. 16 Ole Miss	Jan. 29, 2013	W, 87-74
at No. 4 Louisville	Dec. 29, 2012	L, 80-77
vs. No. 9 Duke (Atlanta)	Nov. 13, 2012	L, 75-68
vs. No. 6 Kansas (NCAAT)	April 2, 2012	W, 67-59
vs. No. 17 Louisville (NCAAT)	March 31, 2012	W, 69-61
vs. No. 9 Baylor (NCAAT)	March 25, 2012	W, 82-70
vs. No. 16 Indiana (NCAAT)	March 23, 2012	W, 87-71
vs. No. 22 Florida (SECT)	March 10, 2012	W, 74-71
at No. 16 Florida	March 4, 2012	W, 74-59
vs. No. 8 FLORIDA	Feb. 7, 2012	W, 78-58
vs. No. 4 LOUISVILLE	Dec. 31, 2011	W, 69-62
vs. No. 5 NORTH CAROLINA	Dec. 3, 2011	W, 73-72
vs. No. 12 Kansas (New York)	Nov. 15, 2011	W, 75-65
vs. No. 9 UConn (NCAAT)	April 2, 2011	L, 56-55
vs. No. 7 North Carolina (NCAAT)	March 27, 2011	W, 76-69
vs. No. 1 Ohio State (NCAAT)	March 25, 2011	W, 62-60
vs. No. 22 West Virginia (NCAAT)	March 19, 2011	W, 71-63
vs. No. 12 Florida (SECT)	March 13, 2011	W, 70-54
vs. No. 21 VANDERBILT	March 1, 2011	W, 68-66
vs. No. 13 FLORIDA	Feb. 26, 2011	W, 76-68
at No. 21 Vanderbilt	Feb. 12, 2011	L, 81-77
at No. 22 Louisville	Dec. 31, 2010	W, 78-63
vs. No. 23 Notre Dame (Louisville)	Dec. 8, 2010	W, 72-58
vs. No. 13 Washington (Miami)	Nov. 23, 2010	W, 74-67
vs. No. 6 West Virginia (NCAAT)	March 27, 2010	L, 73-66
vs. No. 15 Tennessee (SECT)	March 13, 2010	W, 74-45
at No. 19 Tennessee	Feb. 27, 2010	L, 74-65
at No. 17 Vanderbilt	Feb. 20, 2010	W, 58-56
vs. No. 12 TENNESSEE	Feb. 13, 2010	W, 73-62
vs. No. 25 OLE MISS	Feb. 2, 2010	W, 85-75
vs. No. 21 VANDERBILT	Jan. 30, 2010	W, 85-72
vs. No. 14 UConn (New York)	Dec. 9, 2009	W, 64-61
vs. No. 10 NORTH CAROLINA	Dec. 5, 2009	W, 68-66

Calipari's Record at Kentucky ...

vs. No. 1	3-2	vs. Top 25	64-40
vs. Top 3	5-6	Home	22-6
vs. Top 5	12-11	Away	9-16
vs. Top 10	25-23	Neutral	33-18
vs. Top 15	40-28	SEC Tourney	6-2
vs. Top 20	53-35	NCAA Tourney	17-7

Calipari Nearing 800 Career Victories

With Kentucky's win over UIC on Nov. 26, 2017, John Calipari reached 700 on-court wins. At the time he was one of just 41 coaches, regardless of NCAA level of classification, to reach that barrier. Only 29 coaches have done it with at least 10 seasons at the Division I level.

Calipari became the fourth-fastest coach to 700 on-court wins ever at 894 games. Only Adolph Rupp (836 games), Jerry Tarkanian (876 games) and Roy Williams (879 games) did it faster.

Calipari is currently just three games away from 800 wins and in line to be the fourth fastest to 800 wins as well.

At Kentucky, Calipari owns the second-most wins in program history, trailing only the legendary Adolph Rupp, who led the Wildcats for 41 seasons and spanned 1,066 games.

Although Calipari is still climbing the charts, he is doing it nearly as fast as anyone else in NCAA history. When he and Kentucky defeated Ole Miss on March 5, 2019, Calipari became the fourth-fastest coach to 300 wins (369 games) at one program in NCAA history. Only Bill Self (358 games at Kansas), Claire Bee (359 games at Long Island) and Rupp (366 at UK) got there faster.

Calipari Ahead of the Pack at Kentucky

Through 12 seasons at Kentucky, John Calipari's time in Lexington has been every bit as successful -- and more -- as fans hoped it would when he agreed to become the head coach at Kentucky in the spring of 2009.

By just about every measure, he is the most successful coach in college basketball during the last decade-plus. Among schools who have been to at least two Elite Eights and a Final Four since 2009-10, Calipari ranks:

- First in NCAA Tournament wins (31)
- First in Final Four appearances (four)
- First in Elite Eight appearances (seven)
- First in Sweet Sixteen appearances (eight)
- Second in league tournament titles (six)
- Third in wins (339)
- Third in regular-season conference titles (six)
- Third in NCAA titles (one)

First-Ballot Hall of Famer

Kentucky men's basketball coach John Calipari joined basketball's fraternity of legends in September 2015 after being elected to the Naismith Memorial Basketball Hall of Fame on the first ballot.

Calipari joined an elite group of basketball players and coaches in the Naismith Hall of Fame, considered to be one of the ultimate honors in the sport. The Class of 2015 included Calipari, Dick Bevetta, Wildcat Louie Dampier, Lindsay Gaze, Tom Heinsohn, John Isaacs, Spencer Haywood, Lisa Leslie, Dikembe Mutombo, George Raveling and JoJo White.

Calipari was inducted in Springfield, Massachusetts. Nearly 70 former players joined him on stage during his acceptance speech.

Coach Cal Immortalized at UMass with Statue Unveiling

John Calipari's Hall of Fame rise began at UMass, and the school honored his program's breakthrough in the 1990s by unveiling a statue of Calipari on the Amherst campus in September of 2021.

Calipari was one of four icons synonymous with UMass basketball to earn the honor. Calipari's statue was unveiled next to Marcus Camby, Julius Erving and the late Jack Leaman outside the Mullins Center.

At UMass, Calipari led the Minutemen to a 193-71 on-court record in his eight seasons as head coach from 1989-96. His .731 career winning percentage remains the best in school history, and he ranks second all-time at UMass in victories with 193.

Calipari led UMass to five straight NCAA Tournament appearances from 1992 to 1996 after UMass had gone to the NCAAs only once in the first 81 years of the program. His Minutemen made the Atlantic 10's first and only Final Four appearance during the 1996 season, during which they went 35-2 overall and spent 10 weeks ranked No. 1 in the nation. Following the 1996 season, Calipari was named National Coach of the Year by the National Association of Basketball Coaches, The Sporting News and Naismith.

UMass won five straight Atlantic 10 Conference regular-season and tournament titles under Calipari from 1992 to 1996, becoming only the second team in NCAA history to win its conference championships in the regular season and postseason for five consecutive years.

A three-time Atlantic 10 Coach of the Year selection in 1992, 1993 and 1996, Calipari coached a National Player of the Year (Marcus Camby, 1996), two First Team All-Americans (Lou Roe, 1995; Camby, 1996), three Atlantic 10 Players of the Year (Harper Williams, 1992; Roe, 1995; Camby, 1996) and a total of 24 All-Atlantic 10 selections during his eight seasons at UMass.

Calipari's 1996 Final Four Team was also inducted into the UMass Athletics Hall of Fame.

Coach Cal Court

Not only did John Calipari have a statue erected in his honor this past offseason, the court at Clarion -- Calipari's alma mater -- is now named after the Hall of Famer. The court in Tippin Gymnasium was officially renamed the John V. Calipari Court in September of 2021 and will be known as Coach Cal Court.

Like many coaches, Calipari began his career in basketball on the court as a player. He he was a star high school basketball player at Moon High School in Western Pennsylvania under another Clarion graduate Joe Sacco. Calipari started his college playing career at UNC Wilmington before transferring to Clarion in 1981, helping the Golden Eagles reach their first NCAA Division II Tournament in program history that year.

Under legendary head coach Joe DeGregorio, Clarion went 23-6 and reached the East Region championship game. Calipari was a key member of Clarion's 1981-82 team that started the season 7-0 and ranked third in Division II at one point.

Calipari has remained close with the program throughout his career.

Calipari Named Coach of the Decade

Underscored by more victories than any other coach or program in his first 10 seasons at the helm at Kentucky, more Final Four appearances, a record number of NBA Draft picks, and the 2012 national championship, John Calipari was named the College Basketball Coach of the Decade by Sporting News in January 2020.

In a piece penned by national writer Mike DeCourcy, Sporting News credited Calipari for changing the college basketball landscape. Detailing Calipari's success -- what DeCourcy described as a "college basketball revolution" -- DeCourcy wrote that "no one defined the 2010s in the same way as Calipari ... nor achieved the same degree of consistent success."

In an era where kids can enter the NBA Draft at 19 years old, Calipari masterfully balances the priority of players' long-term



COACH CALIPARI

Calipari Unrivaled in Conference

John Calipari has won 16 league regular-season championships (including six Southeastern Conference titles) eight more than the next-closest coach in the SEC (Bruce Pearl, Ben Howland and Kermit Davis have eight). Calipari has won six SEC Tournament championships at Kentucky and owns 15 conference tournament titles in his career, 11 more than his closest competitors (Howland, Davis and Nate Oats).

Calipari has tallied a 370-117 (76.0%) all-time record within conference play as a head coach and owns a 162-51 (76.1%) record since joining the SEC.

Although he's been publicly outspoken against conference tournaments -- only because he doesn't favor playing three or more games on consecutive days to win the tournament -- his teams have gotten up for them. Calipari's teams at UMass, Memphis and Kentucky have been to 19 conference championship games in his career, winning a remarkable 15 of them. Calipari is 57-13 (81.4%) all-time in conference tournaments, including 23-5 (82.1%) at UK. Calipari ranks fourth in SEC Tournament wins.

Calipari in Elite Company with Conference Championships

When Kentucky clinched a share of the 2017 Southeastern Conference championship, John Calipari became the first NCAA Division I coach to lead three different programs (UMass, Memphis, Kentucky) to five on-court regular-season league titles five different times. He won the Atlantic 10 at the helm of UMass in 1992, '93, '94, '95 and '96, Memphis claimed the Conference USA crown in 2004, '06, '07, '08 and '09, and Kentucky has captured the SEC six times in 2010, '12, '15, '16, '17 and '20.

Perhaps more impressive is that Calipari has 31 combined regular-season and tournament championships after clinching the SEC regular-season crown in 2020. That trails only Mark Few of Gonzaga (36 titles) among all active coaches. All-time, Calipari trails only the great Adolph Rupp (41) and Few.

There's No Place Like Home

John Calipari-coached teams have posted an all-time record of 438-49 (89.9%) record at home in his stops at UMass, Memphis and Kentucky. At UK, Coach Cal is 199-17 (92.1%) in Rupp Arena.

In five of Calipari's 12 complete seasons at Kentucky, the Wildcats have posted an undefeated record at home, including a school-record 19-0 mark during the 2014-15 season.

Calipari owns both of UK's longest winning streaks in the arena. He began his career at UK with a 54-game winning streak at Rupp Arena. It was the longest winning streak since the arena opened in 1976. With a win over Georgia on Feb. 9, 2016, he secured the second-longest streak in the storied building at 34 games (which ended at 42).

Coach	Streak (Yrs)
1. John Calipari	54 (2010-13)
2. John Calipari	42 (2014-17)
3. Rick Pitino	33 (1992-94)
4. Joe B. Hall	30 (1981-82)
5. Rick Pitino	27 (1995-97)

Life Away From Home Isn't So Bad Either

As good as John Calipari's team's have been at home, they're pretty good in hostile environments on the road. Dating back to the 2005-06 season, Calipari has recorded a 113-55 (67.3%) record on the road. At neutral-site venues, Kentucky is 80-28 (74.1%) under Calipari.

Calipari at No. 1

John Calipari is one of just two coaches (Frank McGuire) to lead three programs to a No. 1 ranking in the Associated Press Top 25.

Calipari has led seven of his 13 UK teams to the No. 1 ranking and eight of his last 15 teams to the top (he's done it 10 times overall). When Coach Cal's teams are at the top, they're difficult to knock off:

- Calipari is 110-13 (89.4%) as the top-ranked Associated Press Top 25 coach in the country
- He's 69-8 (89.6%) when his team is atop the AP Top 25 as UK's head coach
- Calipari tallied a 32-4 mark at UMass at No. 1 and he was 9-1 at Memphis
- He (110) trails only Duke's Mike Krzyzewski (219) in active coaches with victories at No. 1
- Calipari has coached 123 career games as a No. 1 team, fourth most in NCAA history, trailing Krzyzewski (255), John Wooden (228) and Adolph Rupp (127)
- Among coaches who have owned a No. 1 ranking in at least 119 games, Calipari's winning percentage of 89.4% trails only Wooden (95.2%) and is ahead of active coach Krzyzewski (85.8%)
- Calipari is 6-4 vs. the AP top-ranked team in the land, including 3-2 at UK after defeating Michigan State in 2019-20
- According to ESPN, his 60.0% winning percentage against AP top-ranked teams is the best for any head coach

The Success Rate

John Calipari has graduated 100% of the players (23 of 23) who have been eligible to receive their diploma by the end of their senior years and exhausted their athletic eligibility. Of that group, Brad Calipari, current Wildcat Zan Payne, Patrick Paterson, Jarrod Polson and Alex Poythress completed their degrees in three years.

In the NCAA's Academic Progress Rate, which measures eligibility, retention and graduation, Kentucky has posted a single-year Academic Progress Rate of 977 or higher in every season under Calipari, including a perfect 1,000 in six of the last seven single-year reports (numbers were not released last year due to the COVID-19 pandemic).

UK's four-year composite score in the most recent report, which was released in May 2020, was a 994 out of 1,000, earning the team an NCAA academic award for the sixth year in a row for finishing in the top 10% of Division I men's basketball programs.

The Wildcats routinely perform well in the classroom, including posting a 3.122 grade-point average in the 2020 fall semester.

Recruiting Trail

The Wildcats have signed more top-25 players under John Calipari's than any other school. Nearly a quarter of all Rivals' top-10 prospects over the past 13 classes have signed with Coach Cal and the Cats. The following list is freshman signees only.

PLAYER (YEAR)	ESPN	RIVALS	247	MCD	JB
Sky Clark ('22)	16	21	18		
Chris Livingston ('22)	12	8	5		
Shaedon Sharpe ('22)	1	1	1		
Cason Wallace ('22)	9	10	7		
Daimion Collins ('21)	19	18	13	Y	Y
Bryce Hopkins ('21)	33	38	43	Y	Y
TyTy Washington Jr. ('21)	14	14	19	Y	Y
Devin Askew ('20)	26	33	37	Y	Y
Brandon Boston Jr. ('20)	7	5	6	Y	Y
Terrence Clarke ('20)	10	8	10	Y	Y
Cam'Ron Fletcher ('20)	61	49	80		
Isaiah Jackson ('20)	34	28	34		Y
Lance Ware ('20)	46	36	43		
Kareem Watkins ('20)	NR@	NR@	NR@		
Dontaie Allen ('19)	NR	68	98		
Keion Brooks Jr. ('19)	36	29	14		Y
Brennan Canada ('19)	NR@	NR@	NR@		
Johnny Juzang ('19)	30	34	31		
Tyrese Maxey ('19)	13	10	10	Y	Y
Kahlil Whitney ('19)	12	14	11	Y	Y
Ashton Hagans ('18)	20	13	12		
Tyler Herro ('18)	30	36	38	Y	Y
Keldon Johnson ('18)	7	15	18	Y	Y
EJ Montgomery ('18)	14	11	6		Y
Zan Payne ('18)	NR	NR	NR		
Immanuel Quickley ('18)	25	22	19		Y
Jemarl Baker Jr. ('17)	66	82	90		
Hamidou Diallo ('17)	11*	10*	11		
Shai Gilgeous-Alexander ('17)	35	34	20		
Quade Green ('17)	24	22	33	Y	Y
Kevin Knox ('17)	10	10	18	Y	Y
Nick Richards ('17)	17	17	15	Y	Y
Jarrod Vanderbilt ('17)	19	14	12	Y	Y
PJ Washington ('17)	12	15	9	Y	Y
Bam Adebayo ('16)	5	7	12	Y	Y
Brad Calipari ('16)	NR	NR	NR		
De'Aaron Fox ('16)	6	6	6	Y	Y
Wenyen Gabriel ('16)	14	13	14	Y	Y
Sacha Killeya-Jones ('16)	24	24	25	Y	Y
Malik Monk ('16)	9	9	10	Y	Y
Tai Wynyard ('16)	NR	NR	NR		
Isaiah Briscoe ('15)	13	10	16	Y	Y
Jonny David ('15)	NR@	NR@	NR@		
Isaac Humphries ('15)	49	NR^	62		
Skal Labissiere ('15)	2	1	2		Y
Charles Matthews ('15)	42	48	74		Y
Jamal Murray ('15)	NA^	9	10		
Devin Booker ('14)	18	29	22	Y	Y
Trey Lyles ('14)	6	13	17	Y	Y
Karl-Anthony Towns ('14)	9	5	2	Y	Y
Tyler Ulis ('14)	25	21	20	Y	Y
EJ Floreal ('13)	NR@	NR@	NR@		
Aaron Harrison ('13)	9	7	5	Y	Y
Andrew Harrison ('13)	5	5	3	Y	Y
Dominique Hawkins ('13)	NR	NR	151		
Dakari Johnson ('13)	7	9	8	Y	Y
Marcus Lee ('13)	25	19	14	Y	Y
Julius Randle ('13)	3	2	2	Y	Y
Derek Willis ('13)	NR	115	58		
James Young ('13)	8	11	10	Y	Y
Archie Goodwin ('12)	15	14	18	Y	Y
Willie Cauley-Stein ('12)	40	40	47		
Nerlens Noel ('12)	1	2	1		Y
Alex Poythress ('12)	13	8	7	Y	Y
Anthony Davis ('11)	1	2	1	Y	Y
Michael Kidd-Gilchrist ('11)	4	3	2	Y	Y
Sam Malone ('11)	NR@	NR@	NR@		
Brian Long ('11)	NR@	NR@	NR@		
Marquis Teague ('11)	8	5	6	Y	Y
Kyle Wiltjer ('11)	19	22	21	Y	Y
Terrence Jones ('10)	9	13	8*	Y	Y
Enes Kanter ('10)	25	3	3*		
Brandon Knight ('10)	4	6	6*	Y	Y
Doron Lamb ('10)	29	21	28*	Y	Y
Jarrod Polson ('10)	NR@	NR@	NR*@		
Stacey Poole, Jr. ('10)	51	33	67*		
Eric Bledsoe ('09)	NR	23	37*		
DeMarcus Cousins ('09)	4	2	3*	Y	Y
Jon Hood ('09)	92	40	46*		
Daniel Orton ('09)	13	22	17*		Y
John Wall ('09)	5	1	2*		Y

Top-10 Players	25	28	28
Top-25 Players	50	52	52
Top-50 Players	62	66	63
McDonald's All-Americans			38
Jordan Brand Classic All-Americans			47

* Scout.com ranking | ~ final ranking in the 2017 class before early enrollment | ^ reclassified after final rankings were released @ originally joined team as walk-on



COACH CALIPARI

Dream Maker

As someone who prides himself on helping young men reach their dreams, John Calipari has helped 54 players earn selection in the NBA Draft during his college coaching career, including 43 in his first 12 seasons at UK, more than any other coach.

- Four No. 1 overall selections (Derrick Rose, John Wall, Anthony Davis and Karl-Anthony Towns) during the nine drafts from 2008 to 2016. No other coach has more than three No. 1 picks
- In 2010, five of his UK players were selected in the first round for the first time in NBA history
- His six players in the 2012 and 2015 NBA drafts are the most in the two-round era
- Churned out 43 NBA Draft picks, 32 first-rounders (more than the entire Big Ten during the same time span), three No. 1 selections, seven top-five picks and 21 lottery picks at Kentucky
- Of the 61 full-time scholarship players who have finished their college careers at Kentucky under Calipari (did not transfer or leave the program early), 43 have been selected in the NBA Draft, a 70.5% success rate. Another seven of those made the NBA. This does not include the late Terrence Clarke
- Of the 30 players at UK who have declared for the NBA Draft at the conclusion of their freshman seasons, 27 have been first-round picks. All previous players have played game in the NBA. He is 31 for 34 when including his players from Memphis. This does not include the late Terrence Clarke
- Only coach to produce the top two picks in the same draft (2012, Davis and Michael Kidd-Gilchrist)
- Produced a top-10 pick in 12 straight drafts from 2008-19, the only school to do so during that time period
- Eight of his former players have been named NBA All-Stars (26 total and all since 2010), six have been tabbed All-NBA (11 times), three were named NBA Rookie of the Year, and 15 players from Calipari's first 11 teams at UK have made the NBA All-Rookie teams. Rose was named NBA MVP in 2011 and Davis won NBA All-Star MVP honors in 2017

Developing Talent

John Calipari hasn't just signed the best talent in the country while he's been at Kentucky; he's been the best at developing that talent and getting it ready for the next level.

Of the 40 top-25 Rivals.com players Kentucky has signed who did not transfer or leave the program early (and aren't still actively playing at UK), 34 were drafted and 26 were selected in the first round. But that's only half the story. Calipari's players don't just make it to the pros, they're better prepared than anyone else. The proof is in the numbers.

Entering the 2021-22 NBA season, Calipari's NBA pros had amassed nearly \$3.5 billion in career NBA contracts, which doesn't include endorsement deals and overseas contracts. Of his UK players in the NBA, they have nearly \$3 billion in career contracts.

There's more: Of UK's 21 lottery picks in the Calipari era, 18 have earned second contracts in the NBA with 11 of them cashing in on max contracts. Of the four who haven't earned second contracts, all have been drafted in the last four years and are still on their rookie deal. Since Calipari's first draft class, 33 lottery selections have earned max contracts in the NBA. Eleven of those players are Kentucky alums. Duke (three), Georgetown (two) and Kansas (two) are the only other programs to have multiple lottery selections earn a max contract.

Double-Digit Win Streaks

John Calipari's teams have posted 19 streaks of 10 or more wins at Kentucky, Memphis and UMass, including six at UK. They have won 15 or more straight games nine times, 20 or more six times, 25 or more five times, and 30 or more once. Of course, the most famous streak was the 38-0 start during the 2014-15 season.

1. 38 Kentucky, 2014-15	6. 24 Kentucky, 2011-12	T10. 14 UMass, 1991-92	T16. 10 Kentucky, 2018-19
2. 27 Memphis, 2008-09	7. 19 Kentucky, 2009-10	T12. 12 Memphis, 2007-08	T16. 10 Kentucky, 2010-11
T3. 26 Memphis, 2007-08	8. 16 UMass, 1994-95	T12. 12 Memphis, 2002-03	T16. 10 Memphis, 2001-02
T3. 26 UMass, 1995-96	9. 15 Memphis, 2005-06	T12. 12 UMass, 1992-93	T16. 10 UMass, 1993-94
5. 25 Memphis, 2006-07	T10. 14 Kentucky, 2016-17	15. 11 Memphis, 2003-04	

Calipari Nearly Perfect vs. Former Assistants

John Calipari has made it known that he doesn't enjoy coaching against friends. That hasn't stopped him from winning anyway. Calipari is 18-1 all-time when coaching against former assistants with a win over Tony Barbee and Central Michigan on Nov. 26, 2021. He suffered his first and only loss to a former assistant against former Memphis assistant Josh Pastner, now the head coach of Georgia Tech, on Dec. 6, 2020.

Orlando Antigua - 1-0	Tony Barbee - 9-0
Bruiser Flint - 2-0	Derek Kellogg - 1-0
Chuck Martin - 2-0	Josh Pastner - 1-1
Steve Roccaforte - 2-0	

#LaFamilia NBA Awards

NBA Player of the Year Derrick Rose	2011	Karl-Anthony Towns (3rd)	2018	Eric Bledsoe (2nd)	2011	Bam Adebayo	2020	All-Star Game MVP Anthony Davis	2017
		Anthony Davis (1st)	2017	Tyreke Evans (1st)	2010	Devin Booker	2020		
		John Wall (3rd)	2017	Derrick Rose (1st)	2010	Anthony Davis	2020		
NBA Rookie of the Year Karl-Anthony Towns	2016	DeMarcus Cousins (2nd)	2016	Marcus Camby (1st)	1997	Anthony Davis	2019	Rising Stars Challenge MVP Jamal Murray	2017
		Anthony Davis (1st)	2015			Karl-Anthony Towns	2019	John Wall	2011
		DeMarcus Cousins (2nd)	2015	All-NBA Defensive Team		DeMarcus Cousins	2018	Tyreke Evans	2010
		Derrick Rose (1st)	2012	Bam Adebayo (2nd)	2021	Anthony Davis	2018		
		Derrick Rose (1st)	2011	Bam Adebayo (2nd)	2020	Karl-Anthony Towns	2018	Slam Dunk Contest Winner Hamidou Diallo	2019
NBA Defensive Player of the Year Marcus Camby	2007	All-NBA Rookie Team		Anthony Davis (1st)	2020	Anthony Davis	2018	John Wall	2014
		Immanuel Quickley (2nd)	2021	Eric Bledsoe (2nd)	2020	DeMarcus Cousins	2017		
NBA Most Improved Player of the Year Julius Randle	2021	Tyler Herro (2nd)	2020	Eric Bledsoe (1st)	2019	Anthony Davis	2017	3-Point Contest Winner Devin Booker	2018
		PJ Washington (2nd)	2020	Anthony Davis (1st)	2018	John Wall	2017		
NBA Cares Community Assist Award Devin Booker	2021	Shai Gilgeous-Alexander (2nd)	2019	Anthony Davis (2nd)	2017	DeMarcus Cousins	2016		
		Jamal Murray (2nd)	2017	Anthony Davis (2nd)	2015	Anthony Davis	2016		
		Karl-Anthony Towns (1st)	2016	John Wall (2nd)	2015	John Wall	2016	Skills Challenge Winner Bam Adebayo	2020
		Devin Booker (1st)	2016	Marcus Camby (1st)	2008	DeMarcus Cousins	2015	Karl-Anthony Towns	2016
		DeMarcus Cousins	2017	Marcus Camby (1st)	2007	Anthony Davis	2015	Derrick Rose	2009
		Offseason		Marcus Camby (2nd)	2006	John Wall	2015		
		John Wall	2016	Marcus Camby (2nd)	2005	Anthony Davis	2014		
All-NBA Team Julius Randle (2nd)	2021	Nerlens Noel (1st)	2015			John Wall	2014		
		Anthony Davis (1st)	2013	NBA All-Star Team		Devin Booker	2012		
		Michael Kidd-Gilchrist (2nd)	2013	Devin Booker	2021	Derrick Rose	2011		
		Brandon Knight (1st)	2012	Anthony Davis	2021	Derrick Rose	2010		
		DeMarcus Cousins (1st)	2011	Julius Randle	2021				
		John Wall (1st)	2011						



COACH CALIPARI

A “players-first” coach with a penchant for helping people reach their dreams, John Calipari, a Naismith Memorial Basketball Hall of Famer, has guided six teams to the Final Four, led one to a national championship and helped 54 players earn selection in the NBA Draft during his 30-year college coaching career.

Calipari guided Kentucky to its eighth national championship and his first national title in 2012. In becoming only the second coach in NCAA history to lead three different schools to the Final Four, he has racked up nearly 800 on-court victories, 20 NCAA Tournament on-court appearances, six Final Fours and numerous national coach of the year honors.

From UMass to Memphis and now Kentucky, Calipari’s career has been successful throughout, but his most recent run in Lexington has been the best stretch of his career. During Calipari’s first 12 seasons at UK, he has led all coaches in NCAA Tournament wins (31), Final Fours (four), Elite Eights (seven) and Sweet 16s (eight). He is in the top three in total wins (339) in that time span.

In 2015, Coach Cal led college basketball’s first ever 38-0 team, and became one of just three coaches to make four Final Fours in a five-year span. At the end of the season, Calipari became the 96th coach to join the Naismith Memorial Basketball Hall of Fame.

While building a program out of obscurity at UMass, laying the foundation at Memphis and restoring luster at the sport’s greatest program at Kentucky, he totaled the second-most wins in NCAA history in the first 20 years of a college coaching career.

Quite honestly, though, Calipari’s on-court success overshadows a much more significant picture.

In his goal to lead a players-first program, he has helped more than 50 young men realize their dreams and reach the NBA level with 54 players earning NBA Draft selections, including a record five first-round draft picks in 2010. Two years later, six Wildcats heard their names called at the 2012 draft, the most in the two-round draft era. UK, with Calipari’s help, would tie those six picks again in 2015, including a record-tying four lottery selections. His four No. 1 overall picks are more than any other coach, and he has had 43 players drafted during his first 12 years at Kentucky, including 32 first-round picks, more than the entire Big Ten combined in that time span.

Calipari’s players have entered the league NBA-ready. His players have garnered 26 All-Star selections -- all since 2010 -- with Anthony Davis winning the game’s MVP honor in 2017. Derrick Rose was named NBA MVP in 2011. Six of his players have been tabbed All-NBA (11 times), three have been named NBA Rookie of the Year and 15 players from Calipari’s first 11 teams at Kentucky have made the NBA All-Rookie teams.

Much like he did at UMass, where his players graduated at nearly 80%, Calipari has stressed academics. Seventeen of his last 20 seniors at Memphis earned their bachelor’s degrees, and all 23 players at UK who were eligible to graduate by the end of their senior years walked away with a diploma in hand, including five players who earned their degree in just three years, including redshirt junior Zan Payne who completed his degree in August. Calipari’s teams routinely have posted a combined team grade-point average of 3.0 or better.

Calipari has raised millions of dollars to help the lives of those in need in the Commonwealth and beyond. He has had a particular passion to assist those impacted by natural disasters. For instance, in 2010, he used a telethon to raise more than \$1 million for victims of the devastating earthquake in Haiti. He followed that up with telethons in 2012, raising \$1 million for victims of Superstorm Sandy, in 2017 for victims of Hurricane Harvey, and played a leading role in the “Kentucky United” efforts that generated more than \$5 million for victims of devastating tornadoes in Western Kentucky in 2021.

Calipari launched his foundation in 2012, and since then the foundation has worked with several key partners and donated more than \$1.5 million, a figure that does not include matching funds that have been contributed from individuals and corporations. In 2013, Calipari initiated hosting an annual alumni weekend around his basketball fantasy experience with the intent to raise money for charity. After generating \$350,000 for selected organizations and charities during the inaugural game, the weekend has generated millions of dollars for charity since its inception.

In 2019, when federal workers were without pay due to a government shutdown, he, his wife and his foundation assisted workers with financial help and grocery gift cards. He and his wife, Ellen, teamed up with Fayette County Public Schools to help families in need during the COVID-19 pandemic.

His latest efforts include spearheading the creation of the John McLendon Minority Leadership Initiative, a nation-wide coach-driven initiative to provide minorities a jump-start to their careers through practical experiences, opportunities to build their network and instilling the values of John McLendon: integrity, education, leadership and mentorship. Participants in the initiative will be known as MLI Future Leaders.

In 2017, Coach Cal was named the head coach of the 2017 USA Basketball Men’s U19 World Cup Team, which finished third at the 2017 FIBA U19 World Cup in Cairo.

Author of five books, including the New York Times Best Seller “Players First: Coaching from the Inside Out,” Calipari is a master of communication and maximizing talent. He lives by the motto that “it’s never a matter of how far you have fallen, but instead it’s about how high you bounce back.”



BIOGRAPHICAL INFORMATION

Date of Birth: Feb. 10, 1959 | **Wife:** Ellen
Children: Erin, Megan, Brad

Education

Clarion State (1982)

Head Coaching Experience

University of Massachusetts (1989-96)

New Jersey Nets (NBA) (1997-99)

University of Memphis (2001-09)

University of Kentucky (2010-present)

COACHING AWARDS

- 2021 NABC Guardians of the Game Pillar Award - Inclusion
- NABC District 20 Coach of the Year
- USBWA District IV Coach of the Year
- 2020 SEC Coach of the Year (Coaches)
- 2019 *The Sporting News* Coach of the Decade
- 2018 Naismith Hall of Fame 'Service Above Self' Honoree
- 2018 NABC Metropolitan Award
- 2015 Naismith Memorial Basketball Hall of Fame Inductee
- 2015 AP National Coach of the Year
- 2015 Naismith National Coach of the Year
- 2015 NABC National Coach of the Year
- 2015 The Sporting News National Coach of the Year
- 2015 Adolph Rupp National Coach of the Year
- 2015 SEC Coach of the Year (AP/Coaches)
- 2015 USBWA District IV Coach of the Year
- 2012 Nell & John Wooden Coach of the Year Leadership Award
- 2012 Naismith National Coach of the Year Finalist
- 2012 SEC Coach of the Year (AP/Coaches)
- 2010 Adolph Rupp National Coach of the Year
- 2010 Naismith National Coach of the Year Finalist
- 2010 SEC Coach of the Year (AP)
- 2010 *Sporting News* SEC Coach of the Year
- 2010 Yahoo! Sports SEC Coach of the Year
- 2010 USBWA District IV Coach of the Year
- 2009 NABC National Co-Coach of the Year
- 2009 *Sports Illustrated* National Coach of the Year
- 2009 Phelan National Coach of the Year
- 2009 Iba National Coach of the Year Finalist
- 2009 C-USA Coach of the Year
- 2008 Naismith National Coach of the Year
- 2008 C-USA Coach of the Year
- 2008 Iba National Coach of the Year Finalist
- 2008 Phelan National Coach of the Year Finalist
- 2007 Phelan National Coach of the Year Finalist
- 2007 USBWA District IV Coach of the Year
- 2007 *Basketball Times* South Region Coach of the Year
- 2006 C-USA Coach of the Year
- 2004 NABC District 7 Coach of the Year
- 1996 Naismith National Coach of the Year
- 1996 NABC National Coach of the Year
- 1996 *The Sporting News* National Coach of the Year
- 1996 Atlantic 10 Coach of the Year
- 1995 Naismith National Coach of the Year Finalist
- 1994 Naismith National Coach of the Year Finalist
- 1994 Atlantic 10 Coach of the Year
- 1993 USBWA District I Coach of the Year
- 1993 Atlantic 10 Coach of the Year
- 1992 Eastern Basketball Coach of the Year



COACH CALIPARI

NCAA DIVISION I ACTIVE WINNINGEST COACHES

(On-court by percentage - min. 10 yrs. at Division I level through the end of the 2020-21 season)

NO.	COACH/TEAM	YRS.	PCT.
1.	Mark Few	22	.836
2.	John Calipari	29	.771
3.	Bill Self	28	.766
4.	Mike Krzyzewski	46	.764
5.	Rick Pitino	33	.738

SINCE 2005-06 ...

Since the 2005-06 season, John Calipari's on-court record ranks him as the winningest coach. Totals through games on Jan. 11.

	COACH	RECORD
1.	John Calipari	489-110
2.	Bill Self	488-104
3.	Mark Few	483-90
4.	Mike Krzyzewski	461-117
5.	Roy Williams	433-148

MISCELLANEOUS ON-COURT RECORDS

Overall On-Court Record: 797-236 (.772)
March/April Record: 164-53 (.756)
NCAAT Record: 56-19 (.747)
Record in Conference Games: 370-117 (.760)
Record in Conference Tournament: 57-13 (.814)

- Calipari owns the NCAA's most single-season wins with 38, tying his own record (Memphis in '08 and UK in '12) in 2015 with 38 wins. He owns the most single-season wins at UMass, Memphis and UK
- Calipari is the winningest coach in NCAA Division I history for a five-year span with 173 victories (2008-12)
- Calipari is the first coach in NCAA Division I history to record five straight on-court 30-win seasons. Memphis hit the 30-win plateau from 2006-09
- Calipari is one of only two coaches (Rick Pitino) to lead three different schools to a Final Four
- Calipari is one of only three coaches (John Wooden, Mike Krzyzewski) to go to four Final Fours in five seasons
- Calipari has advanced to the Sweet Sixteen in 12 of the last 15 NCAA Tournaments and the Elite Eight in 10 of the last 15
- Calipari started with a 54-0 record in Rupp Arena as head coach of the Wildcats
- Calipari has helped 43 players earn selection in the NBA Draft (32 first-round picks) over the last 12 seasons
- Calipari has more wins (327) in a 10-year period (2006-15) than any other coach in college basketball history
- Calipari is the fourth-fastest NCAA Division I men's basketball coach to reach 300 victories at a single school
- Calipari's 31 combined regular season and tournament league titles trail only Mark Few (37) of Gonzaga for the most among active coaches
- Calipari is the fourth-fastest coach to 700 on-court wins, behind Adolph Rupp, Jerry Tarkanian and Roy Williams
- Calipari has the second-most wins in school history, behind only Adolph Rupp
- Calipari's 31 NCAA Tournament wins are the most in school history. Rupp had 30

CAL IN CONFERENCE

SEC COACHES	CONFERENCE	Tournament	Conference
	CHAMPIONSHIPS	Championships	Coach of the Year
Nate Oats, Alabama	3	4	4
Eric Musselman, Arkansas	3	1	1
Bruce Pearl, Auburn	8	3	7
Michael White, Florida	3	0	3
Tom Crean, Georgia	3	0	3
John Calipari, Kentucky	16	15	10
Will Wade, LSU	2	0	1
Cuonzo Martin, Missouri	1	0	1
Kermit Davis, Ole Miss	8	4	7
Ben Howland, Mississippi State	8	4	3
Frank Martin, South Carolina	0	0	1
Rick Barnes, Tennessee	4	1	6
Buzz Williams, Texas A&M	1	0	2
Jerry Stackhouse, Vanderbilt	0	0	0
TOTALS	60	32	49

CALIPARI VS. ALL OPPONENTS

Abilene Christian 1-0	Furman 1-0	Mount St. Mary's 2-0	St. Bonaventure 17-1
Alabama 17-6	George Mason 1-0	Murray State 1-0	St. John's 1-0
Albany 2-0	George Washington 8-9	Nevada 1-0	St. Joseph's 15-5
Arizona 1-1	Georgetown 2-1	New Hampshire 5-0	St. Mary's 1-0
Arizona State 2-1	Georgia 20-3	New Mexico 1-0	St. Peter's 1-0
Arkansas 13-7	Georgia Tech 2-2	New Orleans 1-0	Stanford 3-2
Arkansas-Little Rock 3-0	Gonzaga 4-0	NJIT 1-0	Stephen F. Austin 1-0
Arkansas-Pine Bluff 1-0	Grand Canyon 1-0	North Carolina 8-4	Stony Brook 1-0
Arkansas State 4-0	Hampton 1-0	North Carolina State 1-0	Syracuse 3-2
Auburn 13-5	Hartford 2-0	North Dakota 1-0	TCU 7-1
Austin Peay 6-1	Harvard 2-0	North Florida 1-0	Temple 13-11
Baylor 1-2	High Point 1-0	North Texas 1-0	Tennessee 18-13
Belmont 2-0	Hofstra 1-0	Northeastern 3-1	Tennessee State 1-0
Boise State 1-0	Holy Cross 4-1	Northern Kentucky 2-0	Tennessee Tech 1-0
Boston 7-1	Iowa 17-3	Northwestern State 1-0	Texas 2-2
Boston College 2-0	Howard 1-0	Notre Dame 2-3	Texas A&M 10-3
Bradley 1-0	Illinois 1-1	Oakland 1-0	Texas Tech 1-0
Bucknell 1-0	Illinois State 1-0	Ohio 1-0	Towson State 1-0
Buffalo 3-0	Indiana 3-2	Ohio State 1-3	Troy 1-0
BYU 1-0	Iowa 0-1	Oklahoma 5-1	Tulane 16-0
Cal State Northridge 1-0	Iowa State 2-0	Oklahoma State 0-2	Tulsa 11-1
Canisius 1-0	Jackson State 2-0	Old Dominion 2-0	UAB 15-3
Central Conn. St. 2-0	Kansas 4-7	Ole Miss 16-5	UCF 5-0
Central Michigan 1-0	Kansas State 2-1	Oral Roberts 1-0	UCLA 4-4
Charlotte 2-3	Keene State 1-0	Oregon State 1-0	UIC 1-0
Chattanooga 2-0	Kentucky 2-4	Pennsylvania 3-0	UNC Asheville 2-0
Christian Brothers 2-0	La Salle 3-0	Penn State 4-4	UNC Greensboro 2-0
Cincinnati 6-7	Lafayette (Pa.) 1-0	Pepperdine 1-0	UNC Wilmington 1-0
Cleveland State 4-0	Lamar 5-0	Pittsburgh 2-1	USF 10-1
Coastal Carolina 1-0	LIU-Brooklyn 1-0	Portland 3-0	Utah 2-2
Colorado 1-1	Lipscomb 1-0	Princeton 2-0	Utah Valley 2-0
Colorado State 0-1	Long Beach State 1-0	Providence 3-1	UTEP 5-0
Columbia 1-0	Louisiana Tech 1-1	Purdue 2-1	UT Arlington 3-0
Connecticut 2-5	Louisville 17-8	Radford 1-0	UT Martin 5-0
Coppin State 1-0	Loyola 1-0	Rhode Island 16-2	Valparaiso 1-0
Cornell 1-0	Lowell 2-1	Rice 4-0	Vanderbilt 22-4
Dartmouth 1-0	LSU 13-4	Richmond 1-1	Vermont 3-0
Davidson 1-0	Manhattan 2-0	Rider 1-0	Villanova 2-0
Dayton 1-0	Marist 2-0	Robert Morris 2-1	Virginia 0-1
DePaul 4-2	Marquette 3-1	Rutgers 11-4	Virginia Tech 3-0
Detroit 1-0	Marshall 6-0	Saint Louis 4-3	VMI 1-0
Drexel 2-0	Maryland 5-3	Sam Houston State 1-0	Wake Forest 2-1
Duke 1-4	Massachusetts 1-0	Samford 3-0	Washington 1-0
Duquesne 12-4	Memphis 1-0	Santa Clara 1-0	West Virginia 13-7
East Carolina 7-0	Miami (Fla.) 0-1	Savannah State 1-0	Western Kentucky 3-0
East Tennessee State 4-0	Miami (Ohio) 2-0	Seton Hall 1-1	Wichita State 2-0
Eastern Kentucky 4-0	Michigan 1-0	Siena 4-0	Winthrop 3-0
Eastern Michigan 2-0	Michigan State 3-1	SMU 7-0	Wisconsin 1-1
Evansville 0-1	Middle Tennessee 3-0	South Carolina 15-4	Wofford 2-0
Fairfield 1-0	Milwaukee 1-0	Southern 1-0	Wright State 1-0
Fairleigh Dickinson 1-0	Mississippi State 16-1	Southern Cal 2-0	Xavier 2-2
Florida 20-9	Mississippi Valley St. 1-0	South Connecticut 1-0	Yale 1-0
Florida State 1-1	Missouri 11-4	Southeastern Louisiana 3-0	
Florida Tech 0-1	Monmouth 2-0	Southern Illinois 1-0	
Floridaham 5-0	Montana State 1-0	Southern Miss 15-4	
Fort Wayne 1-0	Morehead State 3-0	Southwest Texas St. 1-0	



INDIVIDUAL GAME RECORDS CAL ERA

MOST POINTS

Pts.	Player vs. Opponent	Date
47	Malik Monk vs. North Carolina	12/17/16
39	De'Aaron Fox vs. UCLA	3/24/17
37	Malik Monk vs. GEORGIA	1/31/17
35	Jamal Murray vs. FLORIDA	2/6/16
35	Terrence Jones vs. AUBURN	1/11/11
34	Kevin Knox at West Virginia	1/27/17
34	Malik Monk at Ole Miss	12/29/16
33	Malik Monk vs. FLORIDA	2/25/17
33	Jamal Murray at Vanderbilt	2/27/16
33	Jamal Murray vs. Ohio State	12/19/15
32	Doron Lamb vs. WINTHROP	12/22/10
30	Oscar Tshiebwe at Vanderbilt	1/11/22
30	Immanuel Quickley at Texas A&M	2/25/20
30	Shai Gilgeous-Alexander vs. VANDERBILT	1/30/18
30	Tyler Ulis vs. Texas A&M	3/13/16
30	Brandon Knight vs. West Virginia	3/19/11

SEC: 37, Malik Monk vs. GEORGIA, 1/31/17
Postseason: 39, De'Aaron Fox vs. UCLA, 3/24/17
SEC Tourney: 30, Tyler Ulis vs. Texas A&M, 3/13/16
NCAA Tourney: 39, De'Aaron Fox vs. UCLA, 3/24/17
Rupp Arena: 37, Malik Monk vs. GEORGIA, 1/31/17
Road: 34, Kevin Knox at West Virginia, 1/27/18
Neutral: 47, Malik Monk vs. North Carolina, 12/17/16
Ranked Opp.: 47, Malik Monk vs. North Carolina, 12/17/16
Freshman: 47, Malik Monk vs. North Carolina, 12/17/16
Sophomore: 30, Immanuel Quickley at Texas A&M, 2/25/20
Junior: 30, Oscar Tshiebwe at Vanderbilt, 1/11/22
Senior: 25, Alex Poythress at Alabama, 1/19/16
Graduate: 24, Julius Mays vs. MISSOURI, 2/23/13
Opener: 26, Tyrese Maxey vs. Michigan State, 11/5/19
SEC Opener: 34, Malik Monk at Ole Miss, 12/29/16
***In some cases, the most recent occurrence is listed*

MOST POINTS IN AN SEC GAME

Pts.	Player vs. Opponent	Date
37	Malik Monk vs. GEORGIA	1/31/17
35	Jamal Murray vs. FLORIDA	2/6/16
35	Terrence Jones vs. AUBURN	1/11/11
34	Malik Monk at Ole Miss	12/29/16
33	Malik Monk vs. FLORIDA	2/25/17
33	Jamal Murray at Vanderbilt	2/27/16
30	Oscar Tshiebwe at Vanderbilt	1/11/22
30	Immanuel Quickley at Texas A&M	2/25/20
30	Shai Gilgeous-Alexander vs. VANDERBILT	1/30/18
29	Oscar Tshiebwe vs. GEORGIA	1/8/22
29	Tyler Herro vs. ARKANSAS	2/26/19
28	Jamal Murray vs. TENNESSEE	2/18/16
28	Anthony Davis vs. VANDERBILT	2/25/12

MOST POINTS IN A HALF

Pts.	Player vs. Opponent	Date
30	Malik Monk ² vs. FLORIDA	2/25/17
27	Malik Monk ² vs. North Carolina	12/17/16
27	Jamal Murray ² vs. Ohio State	12/19/15
25	Nick Richards ² vs. MISSISSIPPI STATE	2/4/20
24	De'Aaron Fox ² vs. UCLA	3/24/17
24	Malik Monk ² at Ole Miss	12/29/16
23	Malik Monk ² vs. GEORGIA	1/31/17
23	Julius Randle ² vs. Michigan State	11/12/13
22	Immanuel Quickley ² vs. FLORIDA	2/22/20
22	Terrence Jones ² vs. AUBURN	1/11/11
22	Eric Bledsoe ² vs. MOREHEAD STATE	11/13/09

1 - First Half; 2 - Second Half

MOST POINTS OFF THE BENCH

Pts.	Player vs. Opponent	Date
35	Terrence Jones vs. AUBURN	1/11/11
32	Doron Lamb vs. WINTHROP	12/22/10
28	PJ Washington vs. Auburn	3/31/19
27	Malik Monk vs. VANDERBILT	2/28/17
26	Tyrese Maxey vs. Michigan State	11/5/19
26	Kyle Wiltjer at Ole Miss	1/29/13
24	Shai Gilgeous-Alexander vs. LOUISVILLE	12/29/17
24	Kyle Wiltjer vs. LOYOLA	12/22/11
24	Doron Lamb at North Carolina	12/4/10

MOST 3-POINTERS MADE

3s	Player vs. Opponent	Date
8	Immanuel Quickley at Texas A&M	2/25/20
8	Malik Monk vs. North Carolina	12/17/16
8	Jamal Murray vs. FLORIDA	2/6/16
8	Eric Bledsoe vs. ETSU	3/18/10
7	Kellan Grady vs. HIGH POINT	12/31/21
7	Dontaie Allen at Mississippi State	1/2/21
7	Wenyen Gabriel vs. Alabama	3/10/18
7	Malik Monk vs. GEORGIA	1/31/17
7	Malik Monk vs. Michigan State	11/15/16
7	Derek Willis vs. TENNESSEE	2/18/16
7	Jamal Murray vs. Ohio State	12/19/15
7	Kyle Wiltjer vs. LIPSCOMB	12/15/12
7	Kyle Wiltjer vs. LAFAYETTE	11/16/12
7	Doron Lamb vs. WINTHROP	12/22/10

MOST FREE THROWS

Fts	Player vs. Opponent	Date
14	Olivier Sarr vs. VANDERBILT	1/5/21
14	Immanuel Quickley vs. MISSISSIPPI STATE	2/4/20
14	Tyler Ulis at Arkansas	1/21/16
13	Nick Richards vs. MISSISSIPPI STATE	2/4/20
13	Keldon Johnson vs. TENNESSEE STATE	11/23/18
13	De'Aaron Fox vs. UCLA	3/24/17
13	Julius Randle at Ole Miss	2/18/14
13	Julius Randle vs. BELMONT	12/21/13

MOST REBOUNDS

Rebs	Player vs. Opponent	Date
28	Oscar Tshiebwe vs. WESTERN KENTUCKY	12/22/21
20	Oscar Tshiebwe vs. MISSOURI	12/29/21
20	Oscar Tshiebwe vs. ROBERT MORRIS	11/12/21
20	Oscar Tshiebwe vs. Duke	11/9/21
19	Nick Richards vs. SOUTHERN ILLINOIS	11/9/18
19	Michael Kidd-Gilchrist vs. LOUISVILLE	12/31/11
18	PJ Washington vs. VMI	11/18/18
18	Bam Adebayo vs. Northern Kentucky	3/17/17
18	Anthony Davis vs. CHATTANOOGA	12/17/11
18	DeMarcus Cousins vs. LOUISVILLE	1/2/10
18	Patrick Patterson vs. RIDER	11/21/09
18	DeMarcus Cousins vs. SAM HOUSTON ST.	11/19/09

SEC: 20, Oscar Tshiebwe, vs. MISSOURI, 12/29/21
Postseason: 18, Bam Adebayo, vs. Northern Kentucky, 3/17/17
SEC Tourney: 16, Julius Randle vs. LSU, 3/14/14
NCAA Tourney: 18, Bam Adebayo, vs. Northern Kentucky, 3/17/17
Rupp Arena: 28, Oscar Tshiebwe, vs. WESTERN KENTUCKY, 12/22/21
Road: 17, Terrence Jones at Washington, 11/23/10
Neutral: 20, Oscar Tshiebwe vs. Duke, 11/9/21
Ranked Opp.: 20, Oscar Tshiebwe vs. Duke, 11/9/21
Freshman: 19, M. Kidd-Gilchrist vs. LOUISVILLE, 12/31/11
Sophomore: 19, Nick Richards vs. SOUTHERN ILLINOIS, 11/9/18
Junior: 28, Oscar Tshiebwe, vs. WESTERN KENTUCKY, 12/22/21
Senior: 14, Josh Harrellson at Arkansas, 2/23/11
Graduate: 12, Nate Sestina vs. UTAH VALLEY, 11/18/19
Opener: 20, Oscar Tshiebwe vs. Duke, 11/9/21
SEC Opener: 20, Oscar Tshiebwe, vs. MISSOURI, 12/29/21
***In some cases, the most recent occurrence is listed*

MOST OFFENSIVE REBOUNDS

Rebs	Player vs. Opponent	Date
12	Oscar Tshiebwe vs. Duke	11/9/21
10	Oscar Tshiebwe vs. ROBERT MORRIS	11/12/21
9	Nick Richards vs. SOUTHERN ILLINOIS	11/9/18
9	Willie Cauley-Stein vs. ARKANSAS	2/27/14
9	DeMarcus Cousins vs. OLE MISS	2/2/10
9	Patrick Patterson vs. RIDER	11/21/09

MOST DEFENSIVE REBOUNDS

Rebs	Player vs. Opponent	Date
23	Oscar Tshiebwe vs. WESTERN KENTUCKY	12/22/21
15	Terrence Jones vs. Notre Dame	12/8/10
14	Keldon Johnson vs. AUBURN	2/23/19
14	DeMarcus Cousins vs. LOUISVILLE	1/2/10
13	Oscar Tshiebwe vs. MISSOURI	12/29/21
13	Anthony Davis vs. LSU	3/9/12
13	Michael Kidd-Gilchrist vs. LOUISVILLE	12/31/11
13	Anthony Davis vs. CHATTANOOGA	12/17/11
13	Terrence Jones vs. Washington	11/23/10

MOST ASSISTS

Assts.	Player vs. Opponent	Date
17	TyTy Washington Jr. vs. GEORGIA	1/8/22
16	John Wall vs. HARTFORD	12/29/09
14	Sahvir Wheeler vs. NORTH FLORIDA	11/26/21
14	Tyler Ulis vs. LSU	3/5/16
14	John Wall vs. UNC Asheville	11/30/09
12	Sahvir Wheeler vs. ROBERT MORRIS	11/21/21
12	Ashton Hagans vs. UAB	11/29/19
12	Ashton Hagans vs. Tennessee	3/16/19
12	De'Aaron Fox vs. STEPHEN F. AUSTIN	11/11/16
12	Tyler Ulis at South Carolina	2/13/16

SEC: 17, TyTy Washington Jr. vs. GEORGIA, 1/8/22
Postseason: 12, Ashton Hagans vs. Tennessee, 3/16/19
SEC Tourney: 12, Ashton Hagans vs. Tennessee, 3/16/19
NCAA Tourney: 11, John Wall vs. ETSU, 3/18/10
Rupp Arena: 17, TyTy Washington Jr. vs. GEORGIA, 1/8/22
Road: 12, Tyler Ulis, at South Carolina, 2/13/16
Neutral: 12, Ashton Hagans vs. Tennessee, 3/16/19
Ranked Opp.: 12, Ashton Hagans vs. Tennessee, 3/16/19
Freshman: 17, TyTy Washington Jr. vs. GEORGIA, 1/8/22
Sophomore: 14, Tyler Ulis vs. LSU, 3/5/16
Junior: 14, Sahvir Wheeler vs. NORTH FLORIDA, 11/26/21
Senior: 9, Dominique Hawkins vs. UT MARTIN, 11/25/16
Graduate: 10, Julius Mays vs. LAFAYETTE, 11/16/12
Opener: 12, De'Aaron Fox vs. STEPHEN F. AUSTIN, 11/11/16
SEC Opener: 11, Isaiah Briscoe at Ole Miss, 12/29/16
***In some cases, the most recent occurrence is listed*

MOST POINTS-REBOUNDS-ASSISTS

P-R-A	Player vs. Opponent	Date
49 (47-0-2)	Malik Monk vs. North Carolina	12/17/16
47 (29-17-1)	Oscar Tshiebwe vs. GEORGIA	1/8/22
47 (27-17-3)	Terrence Jones vs. Notre Dame	12/8/10
46 (29-13-4)	PJ Washington vs. Seton Hall	12/8/18
46 (39-3-4)	De'Aaron Fox vs. UCLA	3/24/17
45 (29-13-3)	Terrence Jones vs. Oklahoma	11/22/10
44 (30-13-1)	Oscar Tshiebwe at Vanderbilt	1/11/22
45 (27-18-0)	DeMarcus Cousins vs. S. HOUSTON	11/19/09
44 (24-19-1)	M. Kidd-Gilchrist vs. LOUISVILLE	12/31/11
43 (33-9-2)	Jamal Murray at Vanderbilt	2/27/16
43 (35-8-0)	Terrence Jones vs. AUBURN	1/11/11

MOST MINUTES WITHOUT A TURNOVER

Mins.	Player vs. Opponent	Date
44	Reid Travis vs. Auburn	3/31/19
44	Darius Miller at Arkansas	2/23/11
41	Aaron Harrison vs. LSU	2/22/14
40	Tyler Ulis vs. Duke	11/17/15
40	Aaron Harrison vs. OLE MISS	1/6/15
40	Alex Poythress vs. MISSOURI	2/23/13
39	Oscar Tshiebwe vs. GEORGIA	1/8/22
39	Nick Richards at Texas Tech	1/25/20
39	Nerlens Noel vs. TEXAS A&M	1/12/13
39	Ryan Harrow at Louisville	12/29/12
39	Anthony Davis vs. ALABAMA	1/21/12
39	Michael Kidd-Gilchrist vs. LOUISVILLE	12/31/11

MOST BLOCKED SHOTS

Bks.	Player vs. Opponent	Date
12	Nerlens Noel at Ole Miss	1/29/13
9	Willie Cauley-Stein vs. BOISE STATE	12/10/13
9	Willie Cauley-Stein vs. Providence	12/1/13
8	Isaiah Jackson vs. Kansas	12/1/20
8	Nerlens Noel at Alabama	1/22/13
8	Anthony Davis at South Carolina	2/4/12
8	Anthony Davis vs. ST. JOHN'S	12/1/11

SEC: 12, Nerlens Noel at Ole Miss, 1/29/13
Postseason: 7, Anthony Davis vs. Western Kentucky, 3/15/12
SEC Tourney: 6, Anthony Davis vs. LSU, 3/11/12
NCAA Tourney: 7, Anthony Davis vs. Western Kentucky, 3/15/12
Rupp Arena: 9, Willie Cauley-Stein vs. BOISE STATE, 12/10/13
Road: 12, Nerlens Noel at Ole Miss, 1/29/13
Neutral: 8, Isaiah Jackson vs. Kansas, 12/1/20
Ranked Opp.: 12, Nerlens Noel at Ole Miss, 1/29/13
Freshman: 12, Nerlens Noel at Ole Miss, 1/29/13
Sophomore: 9, Willie Cauley-Stein vs. BOISE STATE, 12/10/13
Junior: 7, Nick Richards vs. LAMAR, 11/24/19
Senior: 6, Josh Harrellson vs. PENN, 1/3/11
Graduate: 3, Nate Sestina at Vanderbilt, 2/11/20
Opener: 5, Anthony Davis vs. MARIST, 11/11/11
SEC Opener: 7, Anthony Davis vs. SOUTH CAROLINA, 1/7/12
***In some cases, the most recent occurrence is listed*

MOST STEALS

Stls.	Player vs. Opponent	Date
8	Ashton Hagans vs. North Carolina	12/22/18
6	Tyler Ulis vs. OLE MISS	12/1/16
6	Willie Cauley-Stein vs. GEORGIA	1/25/14
6	Nerlens Noel vs. BAYLOR	12/1/12
6	John Wall vs. UConn	12/9/09
6	John Wall vs. UNC Asheville	11/30/09
5	Ashton Hagans vs. TEXAS A&M	1/8/19
5	Tyler Herro vs. MONMOUTH	11/28/18
5	Tyler Herro vs. NORTH DAKOTA	11/14/18
5	Shai Gilgeous-Alexander vs. Davidson	3/15/18
5	Malik Monk vs. UCLA	12/3/16
5	Aaron Harrison vs. ARKANSAS	2/28/15
5	Willie Cauley-Stein vs. Texas	12/5/14
5	DeAndre Liggins vs. TENNESSEE	2/8/11
5	Darius Miller at Portland	11/19/10

SEC: 6, Tyler Ulis vs. OLE MISS, 1/2/16
Postseason: 5, Shai Gilgeous-Alexander vs. Davidson, 3/14/10
SEC Tourney: 5, John Wall vs. Mississippi State, 3/14/10
NCAA Tourney: 5, Shai Gilgeous-Alexander vs. Davidson, 3/14/10
Rupp Arena: 6, Tyler Ulis vs. OLE MISS, 1/2/16
Road: 5, Darius Miller at Portland, 11/19/10
Neutral: 8, Ashton Hagans vs. North Carolina, 12/22/18
Ranked Opp.: 8, Ashton Hagans vs. North Carolina, 12/22/18
Freshman: 8, Ashton Hagans vs. North Carolina, 12/22/18
Sophomore: 6, Tyler Ulis vs. OLE MISS, 1/2/16
Junior: 5, Willie Cauley-Stein vs. TEXAS, 12/5/14
Senior: 4, Dominique Hawkins vs. Arkansas, 3/12/17
Graduate: 3, Kellan Grady vs. ROBERT MORRIS, 11/12/21
Opener: 4, Knox/Gilgeous-Alexander vs. UTAH VALLEY, 11/10/17
SEC Opener: 6, Tyler Ulis vs. OLE MISS, 1/2/16
***In some cases, the most recent occurrence is listed*



TEAM GAME RECORDS CAL ERA

MOST FIELD GOALS

Fgs.	Opp.	Date
46	MARIST	11/11/11
44	vs. Arizona State	11/28/16
44	AUBURN	2/21/15
42	UIC	11/26/17
42	LIU BROOKLYN	11/23/12
41	UT MARTIN	11/25/16
41	HARTFORD	12/29/09
40	GEORGIA	1/8/22
40	ROBERT MORRIS	11/12/21
40	vs. North Carolina	12/17/16
40	LAFAYETTE	11/16/12

FEWEST FIELD GOALS

Fgs.	Opp.	Date
14	at Tennessee	3/2/19
14	at South Carolina	3/1/14
16	vs. Kansas State	3/22/18
16	ALABAMA	3/4/14
17	GEORGIA	12/31/17
17	LOUISVILLE	12/31/11
17	at Auburn	2/12/14
18	vs. LSU	3/9/12
18	vs. Vanderbilt	3/15/13
18	vs. Florida	3/16/14
18	vs. UConn	4/7/14
18	at Texas A&M	1/10/15
18	at South Carolina	1/24/15

MOST FIELD-GOAL ATTEMPTS

Fgs.	Opp.	Date
84	vs. Arizona State	11/28/16
80	UCLA	12/3/16
78	NORTH FLORIDA	11/26/21
77	vs. Duke	11/9/21
77	at Mississippi State	1/2/21
77	ARKANSAS	1/23/10
76	ARKANSAS	2/27/14
75	MARIST	11/11/11
74	at Ole Miss	12/29/16
74	vs. North Carolina	12/17/16
74	UT MARTIN	11/25/16

FEWEST FIELD-GOAL ATTEMPTS

Fgs.	Opp.	Date
39	at South Carolina	1/24/15
40	at Robert Morris	3/19/13
41	ALABAMA	1/31/15
41	TENNESSEE	1/31/12
42	ARKANSAS	2/26/19
42	at Missouri	2/19/19
42	vs. Kansas State	3/22/18
42	vs. Alabama	3/10/18
42	FLORIDA	2/15/14
42	vs. Providence	12/1/13
42	vs. LSU	3/9/12
42	vs. Cleveland State	11/24/09

HIGHEST FIELD-GOAL PCT.

Pct.	Opp.	Date
.677	LIU BROOKLYN	11/23/12
.667	UIC	11/26/17
.647	AUBURN	2/21/15
.645	LAFAYETTE	11/16/12
.643	vs. Alabama	3/10/18
.643	vs. Providence	12/1/13
.614	SOUTH CAROLINA	2/5/13
.613	MARIST	11/11/11
.603	vs. Wake Forest	3/20/10
.603	HARTFORD	12/29/09

LOWEST FIELD-GOAL PCT.

Pct.	Opp.	Date
.269	at South Carolina	3/1/14
.281	at Texas A&M	1/10/15

.296	BAYLOR	12/1/12
.298	LOUISVILLE	12/31/11
.309	at Auburn	2/12/14
.313	at Missouri	2/3/18
.315	GEORGIA	12/31/17
.318	at Tennessee	3/2/19
.327	ALABAMA	3/4/14
.339	vs. UConn	4/2/11

MOST FREE THROWS

Fts.	Opp.	Date
35	vs. Indiana	3/23/12
33	at South Carolina	3/1/14
32	LOUISVILLE	12/31/11
31	MISSISSIPPI STATE	2/4/20
31	UTAH VALLEY	11/18/19
31	MOREHEAD STATE	11/21/12
31	INDIANA	12/11/10

FEWEST FREE THROWS

Fts.	Opp.	Date
3	at Mississippi State	1/2/21
3	ETSU	11/17/17
4	HIGH POINT	12/31/21
4	NOTRE DAME	12/12/20
4	vs. UConn	4/2/11
4	VANDERBILT	1/23/16
5	vs. Georgia	3/9/18
6	GEORGIA	1/8/22
6	NORTH FLORIDA	11/26/21
6	vs. Duke	11/9/21
6	vs. Michigan	3/30/14
6	at Florida	2/12/13
6	at Alabama	1/22/13
6	vs. Princeton	3/17/11

MOST FREE-THROW ATTEMPTS

Fts.	Opp.	Date
48	UNC ASHEVILLE	11/8/13
46	ILLINOIS STATE	11/30/15
44	vs. Baylor	3/25/12
44	INDIANA	12/11/10
43	at North Carolina	12/14/13
43	LOUISVILLE	12/31/11
42	at South Carolina	3/1/14

FEWEST FREE-THROW ATTEMPTS

Fts.	Opp.	Date
6	NOTRE DAME	12/12/20
6	VANDERBILT	1/23/16
7	GEORGIA	1/8/22
7	vs. Duke	11/9/21
8	HIGH POINT	12/31/21
8	vs. MT. ST. MARY'S	11/16/21
8	at Mississippi State	1/2/21
9	NORTH FLORIDA	11/26/21

HIGHEST FREE-THROW PCT.

Pct.	Opp.	Date
1.000	FLORIDA	2/22/20
1.000	FLORIDA	2/7/12
1.000	AUSTIN PEAY	12/19/09
.960	at Vanderbilt	2/17/20
.958	TENNESSEE	1/18/14
.955	at Florida	2/7/15
.946	vs. Indiana	3/23/12
.941	OHIO	11/19/21
.923	at Florida	1/9/21
.923	at Mississippi State	2/25/15

LOWEST FREE-THROW PCT.

Pct.	Opp.	Date
.200	ETSU	11/17/17
.333	vs. UConn	4/2/11
.391	ETSU	11/12/10

.412	vs. Wake Forest	3/20/10
.435	at Vanderbilt	2/27/16
.471	at Texas A&M	2/10/18
.471	PROVIDENCE	11/30/14
.478	at Louisville	12/29/12

MOST 3-POINTERS

3s.	Opp.	Date
15	GEORGIA	3/1/12
15	vs. ETSU	3/18/10
14	ARKANSAS	2/9/21
14	HARTFORD	12/29/09
13	SOUTH CAROLINA	3/6/21
13	TEXAS A&M	1/3/17
13	vs. Alabama	3/11/16
13	ETSU	11/12/10

FEWEST 3-POINTERS

3s.	Opp.	Date
0	RICHMOND	11/29/20
0	vs. Davidson	3/15/18
1	at Georgia	1/20/21
1	MISSISSIPPI STATE	2/4/20
1	GEORGIA	1/21/20
1	UTAH VALLEY	11/18/19
1	at South Carolina	1/16/18
1	at Vanderbilt	1/10/17
1	TEXAS	12/5/14
1	LSU	2/22/14
1	vs. LSU	3/9/12
1	TENNESSEE	1/31/12
1	vs. Alabama	3/12/10

MOST 3-POINT ATTEMPTS

3s.	Opp.	Date
33	CHATTANOOGA	12/17/11
33	vs. ETSU	3/18/10
33	ARKANSAS	1/23/10
32	vs. West Virginia	3/27/10
28	vs. Mississippi State	3/11/21
28	vs. Arizona State	11/28/16
28	at Texas A&M	1/10/15
28	ALABAMA	3/4/14
28	vs. Vanderbilt	3/11/12
28	HARTFORD	12/29/09

FEWEST 3-POINT ATTEMPTS

3s.	Opp.	Date
5	vs. Wisconsin	4/4/15
5	vs. Wisconsin	4/5/14
5	at Tennessee	1/14/12
6	vs. Davidson	3/15/18
6	FLORIDA	3/7/15
6	VANDERBILT	1/20/15
7	FLORIDA	3/10/19
7	at Missouri	1/29/15
7	PROVIDENCE	11/30/14
7	vs. Louisville	3/31/12
7	at Indiana	12/10/11

HIGHEST 3-POINT PERCENTAGE

Pct.	Opp.	Date
.700	at Florida	3/1/16
.692	DREXEL	12/21/09
.667	vs. Alabama	3/10/18
.667	AUSTIN PEAY	12/19/09
.636	vs. Michigan	3/30/14
.625	MISSOURI	2/24/18
.625	BOSTON	11/30/10
.615	at Florida	3/7/20
.600	ALABAMA	1/11/20
.600	FLORIDA	2/6/16
.600	FLORIDA	2/7/12

min. 10 attempts

LOWEST 3-POINT PERCENTAGE

Pct.	Opp.	Date
.000	RICHMOND	11/29/20
.000	vs. Davidson	3/15/18
.077	at Georgia	1/20/21
.077	vs. Alabama	3/12/10
.083	UTAH VALLEY	11/18/19
.083	TEXAS	12/5/14
.091	OLE MISS	2/15/20
.091	at South Carolina	1/16/18
.091	at Tennessee	2/27/10
.100	MISSISSIPPI STATE	2/4/20
.100	at Missouri	2/3/18
.100	TENNESSEE	1/31/12

MOST REBOUNDS

Rebs.	Opp.	Date
59	vs. Arizona State	11/28/16
59	ARKANSAS	1/23/10
57	LOUISVILLE	12/31/11
56	ROBERT MORRIS	11/17/13
54	RICHMOND	11/29/20
54	EASTERN KENTUCKY	11/8/19
54	NJIT	11/14/15

FEWEST REBOUNDS

Rebs.	Opp.	Date
21	ALABAMA	1/31/15
21	at Tennessee	2/16/13
22	vs. Wisconsin	4/4/15
23	UTAH	12/15/18
24	GEORGIA	2/3/15
24	NORTH CAROLINA	12/13/14
24	TENNESSEE	1/18/14
25	FLORIDA	2/27/21
25	vs. Ohio State	12/21/19
25	vs. Baylor	12/6/13
25	at Robert Morris	3/19/13

MOST OFFENSIVE REBOUNDS

Rebs.	Opp.	Date
26	ARKANSAS	2/27/14
24	GRAND CANYON	11/14/14
24	vs. West Virginia	3/27/10
22	NJIT	11/14/15
22	at Auburn	2/2/14
22	ARKANSAS	1/23/10
21	RICHMOND	11/29/20
21	SOUTH CAROLINA	2/5/19
21	at West Virginia	1/27/18
21	VALPARAISO	12/7/16
21	COLUMBIA	12/10/14
21	at South Carolina	3/1/14
21	BAYLOR	12/1/12
21	at Indiana	12/12/09

FEWEST OFFENSIVE REBOUNDS

Rebs.	Opp.	Date
1	vs. Alabama	3/10/18
3	at South Carolina	1/24/14
4	at Ole Miss	3/5/19
5	at Notre Dame	12/11/21
5	VANDERBILT	1/5/21
5	vs. Michigan State	11/5/19
5	GEORGIA	2/3/15
5	ALABAMA	1/31/15
5	MISSISSIPPI STATE	2/15/11
5	GEORGIA	1/29/11

MOST DEFENSIVE REBOUNDS

Rebs.	Opp.	Date
42	EASTERN KENTUCKY	11/8/19
39	vs. Arizona State	11/28/16
39	ROBERT MORRIS	11/17/13
39	EASTERN MICHIGAN	1/2/13



TEAM GAME RECORDS CAL ERA

38	TROY	11/20/17
38	vs. Hampton	3/19/15
38	EASTERN KENTUCKY	12/7/14
38	vs. Cleveland State	11/24/09

22	ETSU	11/17/17
21	vs. Georgia Tech	12/6/20
21	RICHMOND	11/29/20
21	LOUISVILLE	12/31/11
21	vs. Old Dominion	11/20/11
21	NORTH CAROLINA	12/5/09

1	ARKANSAS	2/9/21
1	vs. Duke	11/6/18
1	at West Virginia	1/27/18
1	vs. Michigan State	11/12/13
1	at Robert Morris	3/19/13
1	vs. West Virginia	3/19/11
1	FLORIDA	2/26/11

FEWEST DEFENSIVE REBOUNDS

Rebs.	Opp.	Date
9	at Tennessee	2/16/13
13	NORTH CAROLINA	12/13/14
15	vs. Baylor	12/6/13
15	at Alabama	1/18/11
16	FLORIDA	2/27/21
16	at Florida	3/7/20
16	TENNESSEE	3/3/20
16	vs. Ohio State	12/21/19
16	UTAH	12/15/18
16	vs. Wisconsin	4/4/15
16	ALABAMA	1/31/15
16	TEXAS A&M	1/12/13
16	at Auburn	1/11/12
16	vs. UConn	11/24/10

FEWEST TURNOVERS

TOs.	Opp.	Date
2	VANDERBILT	1/5/21
3	at Georgia	3/3/15
3	at South Carolina	2/4/12
4	ALABAMA	2/23/16
4	COLUMBIA	12/10/14
4	vs. Wisconsin	4/5/14
4	PORTLAND	11/26/11
5	at Notre Dame	12/11/21
5	vs. Mississippi State	3/11/21
5	vs. Georgia	3/9/18
5	vs. Georgia	3/12/16
5	at Vanderbilt	2/27/16
5	ALABAMA	1/31/15

MOST PERSONAL FOULS

Fls.	Opp.	Date
33	at Kansas	1/30/16
32	at South Carolina	1/16/18
31	at Arkansas	1/14/14
31	at North Carolina	12/14/13
30	vs. North Carolina	12/19/20
29	at Auburn	2/1/20
29	at Missouri	2/3/18
29	at South Carolina	3/1/14

FEWEST PERSONAL FOULS

Fls.	Opp.	Date
5	HIGH POINT	12/31/21
7	NORTH FLORIDA	11/22/21
7	HARTFORD	12/29/09
8	ROBERT MORRIS	11/12/21
8	MONTANA STATE	11/23/14
8	LAFAYETTE	11/16/12
8	vs. Florida	3/10/12
8	vs. Princeton	3/17/11
8	WINTHROP	12/22/10
8	DREXEL	12/21/09
8	vs. UNC Asheville	11/30/09

HIGHEST REBOUND MARGIN

Mg.	Opp.	Date
+36	OHIO	11/19/21
+31	NIJT	11/14/15
+30	NORTH DAKOTA	11/14/18
+30	GRAND CANYON	11/14/14
+29	EASTERN KENTUCKY	11/8/19
+29	SOUTHERN ILLINOIS	11/9/18
+28	NKU	11/10/13
+27	vs. Abilene Christian	3/21/19
+27	vs. Little Rock	1/3/12
+26	vs. Arizona State	11/28/16
+26	LOUISVILLE	12/31/11

MOST BLOCKS

Blks.	Opp.	Date
18	ST. JOHN'S	12/1/11
15	vs. Stony Brook	3/17/16
14	at Georgia	3/3/10
13	LAMAR	11/24/19
13	vs. UCLA	12/20/14
13	at Ole Miss	1/29/13
13	ARKANSAS	1/17/12
13	vs. Kansas	11/15/11
13	MARIST	11/11/11

KENTUCKY'S 100-POINT GAMES

Points (Score)	Opponent	Date
115 (115-69)	Arizona State	11/28/16
111 (111-76)	UT MARTIN	11/25/16
110 (110-75)	AUBURN	2/21/15
108 (108-58)	MARIST	11/11/11
107 (107-73)	UIC	11/26/17
105 (105-76)	UT ARLINGTON	11/19/13
104 (104-75)	LIU BROOKLYN	11/23/12
104 (104-61)	HARTFORD	12/29/09
103 (103-100)	vs. North Carolina	12/17/16
102 (102-90)	vs. Indiana	3/23/12
102 (102-92)	RIDER	11/21/09
101 (101-70)	CLEVELAND STATE	11/23/16
101 (101-49)	LAFAYETTE	11/16/12
101 (101-70)	ARKANSAS	1/23/10
100 (100-60)	ROBERT MORRIS	11/12/21
100 (100-58)	TEXAS A&M	1/3/17
100 (100-71)	ETSU	3/18/10

FEWEST BLOCKS

Blks.	Opp.	Date
0	at Florida	3/7/20
1	vs. Georgia Tech	12/6/20
1	vs. Wofford	3/23/19
1	vs. Abilene Christian	3/21/19
1	LSU	2/12/19
1	SOUTH CAROLINA	2/5/19
1	at Alabama	1/5/19
1	vs. Georgia	3/9/18
1	at Vanderbilt	1/10/17
1	vs. Alabama	3/11/16
1	at LSU	1/5/16
1	WRIGHT STATE	11/20/15
1	ALABAMA	1/31/15
1	at Missouri	1/29/15
1	vs. Wisconsin	4/5/14
1	at Florida	3/8/14

MOST STEALS

Stls.	Opp.	Date
15	LAFAYETTE	11/16/12
13	NORTH FLORIDA	11/26/21
13	OLE MISS	1/2/16
13	vs. UConn	12/9/09
12	vs. North Carolina	12/22/18
12	NORTH DAKOTA	11/14/18
12	STEPHEN F. AUSTIN	11/11/16
12	BOSTON	11/24/15
12	NORTH CAROLINA	12/13/14
12	PROVIDENCE	11/30/14
12	LIPSCOMB	12/15/12
12	PORTLAND	11/26/11
12	vs. Cornell	3/25/10
12	GEORGIA	1/9/10
12	vs. UNC Asheville	11/30/09

MOST ASSISTS

Assts.	Opp.	Date
33	vs. Arizona State	11/28/16
30	HARTFORD	12/29/09
28	LIU BROOKLYN	11/23/12
28	vs. UNC Asheville	11/30/09
27	WESTERN KENTUCKY	12/22/21
25	CLEVELAND STATE	11/23/16
25	AUBURN	2/21/15
25	vs. UCLA	12/20/14

FEWEST ASSISTS

Assts.	Opp.	Date
5	RICHMOND	11/29/20
5	LSU	2/22/14
5	at Arkansas	3/2/13
6	at Louisville	12/26/20
6	EVANSVILLE	11/12/19
6	vs. Kansas State	3/22/18
6	at Florida	3/3/18
6	vs. Vanderbilt	3/15/13
6	VANDERBILT	3/1/11

MOST TURNOVERS

TOs.	Opp.	Date
24	MOREHEAD STATE	11/13/09
23	SAM HOUSTON ST.	11/19/09

FEWEST STEALS

Stls.	Opp.	Date
0	at Auburn	2/1/20
0	vs. Baylor	12/6/13



GAME MARGINS IN CAL ERA

VICTORY MARGINS

Margin (Score)	Opponent	Date
+58 (86-28)	MONTANA STATE	11/13/14
+52 (101-49)	LAFAYETTE	11/16/12
+50 (108-58)	MARIST	11/11/11
+49 (86-37)	MISSOURI	1/13/15
+48 (92-44)	UT ARLINGTON	11/25/14
+48 (88-40)	RADFORD	11/23/11
+46 (90-44)	MONMOUTH	11/28/18
+46 (115-69)	vs. Arizona State	11/28/16
+44 (92-48)	HIGH POINT	12/31/21
+44 (88-44)	DREXEL	12/21/09

VICTORY MARGIN IN RUPP ARENA

Margin (Score)	Opponent	Date
+58 (86-28)	MONTANA STATE	11/13/14
+52 (101-49)	LAFAYETTE	1=1/16/12
+50 (108-58)	MARIST	11/11/11
+49 (86-37)	MISSOURI	1/13/15
+48 (92-44)	UT ARLINGTON	11/25/14
+48 (88-40)	RADFORD	11/23/11
+46 (90-44)	MONMOUTH	11/28/18
+44 (92-48)	HIGH POINT	12/31/21
+44 (88-44)	DREXEL	12/21/09
+43 (104-61)	HARTFORD	12/29/09

VICTORY MARGIN IN SEC PLAY

Margin (Score)	Opponent	Date
+49 (86-37)	MISSOURI	1/13/15
+42 (100-58)	TEXAS A&M	1/3/17
+38 (82-44)	LSU	1/15/11
+35 (87-52)	at Vanderbilt	1/29/19
+35 (110-75)	AUBURN	2/21/15
+34 (82-48)	GEORGIA	2/9/16
+34 (88-54)	MISSOURI	1/27/16
+34 (77-43)	SOUTH CAROLINA	2/14/15
+34 (86-52)	at South Carolina	2/4/12
+31 (90-59)	SOUTH CAROLINA	2/19/11
+31 (101-70)	ARKANSAS	1/23/10

VICTORY MARGIN ON THE ROAD

Margin (Score)	Opponent	Date
+35 (87-52)	at Vanderbilt	1/29/19
+34 (86-52)	at South Carolina	2/4/12
+31 (79-48)	at Portland	11/19/10
+27 (89-62)	at South Carolina	2/13/16
+26 (81-55)	at LSU	2/6/10
+24 (74-50)	at LSU	1/28/12
+23 (99-76)	at Ole Miss	12/29/16
+22 (70-48)	at Alabama	1/17/15
+22 (75-53)	at Auburn	1/19/13
+20 (69-49)	at Georgia	1/15/19

VICTORY MARGIN AT A NEUTRAL SITE

Margin (Score)	Opponent	Date
+46 (115-69)	vs. Arizona State	11/28/16
+39 (78-39)	vs. West Virginia	3/26/15
+39 (83-44)	vs. UCLA	12/20/14
+38 (85-47)	vs. Penn State	11/19/11
+35 (79-44)	vs. Abilene Christian	3/21/19
+32 (72-40)	vs. Kansas	11/18/14
+30 (90-60)	vs. Wake Forest	3/20/10
+29 (98-69)	vs. North Carolina	12/18/21
+29 (100-71)	vs. ETSU	3/18/10
+29 (74-45)	vs. Tennessee	3/13/10
+28 (85-57)	vs. Stony Brook	3/17/16

VICTORY MARGIN IN RUPP ARENA IN THE SEC

Margin (Score)	Opponent	Date
+49 (86-37)	MISSOURI	1/13/15
+42 (100-58)	TEXAS A&M	1/3/17
+38 (82-44)	LSU	1/15/11
+35 (110-75)	AUBURN	2/21/15
+34 (82-48)	GEORGIA	2/9/16
+34 (88-54)	MISSOURI	1/27/16
+34 (77-43)	SOUTH CAROLINA	2/14/15
+31 (90-59)	SOUTH CAROLINA	2/19/11
+31 (101-70)	ARKANSAS	1/23/10
+30 (85-55)	MISSISSIPPI STATE	2/27/13
+30 (79-49)	GEORGIA	3/1/12

VICTORY MARGIN ON THE ROAD IN THE SEC

Margin (Score)	Opponent	Date
+35 (87-52)	at Vanderbilt	1/29/19
+34 (86-52)	at South Carolina	2/4/12
+27 (89-62)	at South Carolina	2/13/16
+26 (81-55)	at LSU	2/6/10
+24 (74-50)	at LSU	1/28/12
+23 (99-76)	at Ole Miss	12/29/16
+22 (70-48)	at Alabama	1/17/15
+22 (75-53)	at Auburn	1/19/13
+20 (69-49)	at Georgia	1/15/19
+18 (76-58)	at Florida	1/9/21
+18 (74-56)	at Mississippi State	2/25/15
+18 (66-48)	at Tennessee	2/17/15

VICTORY MARGIN IN THE SEC TOURNAMENT

Margin (Score)	Opponent	Date
+29 (74-45)	vs. Tennessee	3/13/10
+26 (85-59)	vs. Alabama	3/11/16
+24 (91-67)	vs. Auburn	3/14/15
+23 (86-63)	vs. Alabama	3/10/18
+18 (73-55)	vs. Alabama	3/15/19
+18 (85-67)	vs. LSU	3/14/14
+17 (82-65)	vs. Arkansas	3/12/17
+16 (70-54)	vs. Florida	3/13/11
+15 (78-63)	vs. Arkansas	3/15/15
+15 (64-49)	vs. Florida	3/13/15

VICTORY MARGIN IN THE NCAA TOURNAMENT

Margin (Score)	Opponent	Date
+39 (78-39)	vs. West Virginia	3/26/15
+35 (79-44)	vs. Abilene Christian	3/21/19
+30 (90-60)	vs. Wake Forest	3/20/10
+29 (100-71)	vs. ETSU	3/18/10
+28 (85-57)	vs. Stony Brook	3/17/16
+23 (79-56)	vs. Hampton	3/19/15
+20 (95-75)	vs. Buffalo	3/17/18
+17 (62-45)	vs. Cornell	3/25/10
+16 (87-71)	vs. Iowa State	3/17/12
+15 (81-66)	vs. Western Kentucky	3/15/12
+13 (64-51)	vs. Cincinnati	3/21/15

LOSS MARGINS

Margin (Score)	Opponent	Date
-34 (118-84)	vs. Duke	11/6/18
-30 (85-55)	at Tennessee	2/16/13
-22 (88-66)	at Florida	2/4/17
-20 (85-65)	ALABAMA	1/26/21
-19 (71-52)	at Tennessee	3/2/19
-19 (84-65)	at Florida	3/18/14
-18 (85-67)	at LSU	1/5/16
-18 (85-67)	at LSU	1/5/16
-17 (79-62)	vs. Georgia Tech	12/6/20
-17 (84-67)	vs. UConn	11/24/17
-17 (69-52)	at Florida	2/12/13

LOSS MARGINS IN RUPP ARENA

Margin (Score)	Opponent	Date
-20 (85-65)	ALABAMA	1/26/21
-12 (76-64)	RICHMOND	11/29/20
-12 (83-71)	TEXAS A&M	1/12/13
-11 (82-71)	TENNESSEE	2/6/21
-10 (69-59)	FLORIDA	2/15/14
-9 (64-55)	BAYLOR	12/1/13
-8 (81-73)	TENNESSEE	3/7/20
-6 (79-73)	KANSAS	1/28/17
-5 (97-92)	UCLA	12/3/16
-4 (71-67)	FLORIDA	2/27/21

LOSS MARGINS IN SEC PLAY

Margin (Score)	Opponent	Date
-30 (85-55)	at Tennessee	2/16/13
-22 (88-66)	at Florida	2/4/17
-20 (85-65)	ALABAMA	1/26/21
-19 (71-52)	at Tennessee	3/2/19
-19 (84-65)	at Florida	3/18/14
-18 (85-67)	at LSU	1/5/16
-17 (69-52)	at Florida	2/12/13
-13 (80-67)	at Florida	3/3/18
-13 (73-60)	at Arkansas	3/2/13
-12 (74-62)	at Vanderbilt	2/27/16
-12 (83-71)	TEXAS A&M	1/12/13

LOSS MARGINS ON THE ROAD

Margin (Score)	Opponent	Date
-30 (85-55)	at Tennessee	2/16/13
-22 (88-66)	at Florida	2/4/17
-19 (71-52)	at Tennessee	3/2/19
-19 (84-65)	at Florida	3/18/14
-18 (85-67)	at LSU	1/5/16
-17 (69-52)	at Florida	2/12/13
-14 (64-50)	at Notre Dame	11/29/12
-13 (80-67)	at Florida	3/3/18
-13 (73-60)	at Arkansas	3/2/13
-12 (74-62)	at Vanderbilt	2/27/16

LOSS MARGINS AT NEUTRAL SITES

Margin (Score)	Opponent	Date
-34 (118-84)	vs. Duke	11/6/18
-17 (79-62)	vs. Georgia Tech	12/6/20
-17 (84-67)	vs. UConn	11/24/17
-16 (64-48)	vs. Vanderbilt	3/15/13
-12 (75-63)	vs. North Carolina	12/19/20
-8 (79-71)	vs. Duke	11/9/21
-8 (83-75)	vs. UCLA	12/23/17
-7 (74-67)	vs. Ohio State	12/19/15
-7 (71-64)	vs. Wisconsin	4/4/15
-7 (75-68)	vs. Duke	11/13/12
-7 (71-64)	vs. Vanderbilt	3/11/12
-7 (73-66)	vs. West Virginia	3/27/10

LOSS MARGINS ON THE ROAD IN THE SEC

Margin (Score)	Opponent	Date
-22 (88-66)	at Florida	2/4/17
-19 (71-52)	at Tennessee	3/2/19
-19 (84-65)	at Florida	3/18/14
-18 (85-67)	at LSU	1/5/16
-17 (69-52)	at Florida	2/12/13
-13 (80-67)	at Florida	3/3/18
-13 (73-60)	at Arkansas	3/2/13
-12 (74-62)	at Vanderbilt	2/27/16
-11 (70-59)	at Alabama	1/26/21
-11 (76-65)	at Tennessee	1/6/18
-11 (85-74)	at Texas A&M	2/10/18

LOSS MARGINS IN RUPP ARENA IN THE SEC

Margin (Score)	Opponent	Date
-20 (85-65)	ALABAMA	1/26/21
-12 (83-71)	TEXAS A&M	1/12/13
-11 (82-71)	TENNESSEE	2/6/21
-10 (69-59)	FLORIDA	2/15/14
-8 (81-73)	TENNESSEE	3/7/20
-4 (71-67)	FLORIDA	2/27/21
-4 (71-67)	ARKANSAS	2/27/14
-2 (73-71)	LSU	2/12/19
-2 (61-59)	TENNESSEE	2/6/18
-2 (66-64)	FLORIDA	1/20/18

LOSS MARGINS IN THE SEC TOURNAMENT


Margin (Score)	Opponent	Date
-16 (64-48)	vs. Vanderbilt	3/15/13
-7 (71-64)	vs. Vanderbilt	3/11/12
-4 (82-78)	vs. Tennessee	3/16/19
-1 (74-73)	vs. Mississippi State	3/11/21
-1 (61-60)	vs. Florida	3/16/14

LOSS MARGINS IN THE NCAA TOURNAMENT

Margin (Score)	Opponent	Date
-7 (71-64)	vs. Wisconsin	4/4/15
-7 (73-66)	vs. West Virginia	3/27/10
-6 (77-71)	vs. Auburn	3/31/19
-6 (73-67)	vs. Indiana	3/19/16
-6 (60-54)	vs. UConn	3/7/2014
-3 (61-58)	vs. Kansas State	3/22/18
-3 (65-62)	vs. North Carolina	3/26/17
-1 (56-55)	vs. UConn	4/2/11



KENTUCKY X NBA



BAM ADEBAYO
MIAMI HEAT
 DRAFTED: 2017 / Rd 1, Pk 14 (Miami)
2021-22 NBA STATS

PPG	RPG	BPG	APG
18.7	10.2	0.3	3.2

CAREER

PPG	RPG	APG
12.7	8.1	3.5

NBA NOTES Expected to return soon after tearing the UCL in his right thumb in early December




ERIC BLEDSOE
LOS ANGELES CLIPPERS
 DRAFTED: 2010 / Rd 1, Pk 18 (OKC)
2021-22 NBA STATS

PPG	APG	RPG	SPG
10.2	4.2	3.5	1.4

CAREER

PPG	APG	SPG
13.8	4.7	1.4

NBA NOTES Scored a season-high 27 points in a New Year's Day win over Brooklyn




DEVIN BOOKER
PHOENIX SUNS
 DRAFTED: 2015 / Rd 1, Pk 13 (Phoenix)
2021-22 NBA STATS

PPG	RPG	APG	SPG
23.4	5.4	4.4	1.0

CAREER

PPG	APG	FG%
23.0	4.6	45.3

NBA NOTES Seventh-youngest player in NBA history to score 10,000 points




BRANDON BOSTON JR.
LOS ANGELES CLIPPERS
 DRAFTED: 2021 / Rd 2, Pk 51 (Memphis)
2021-22 NBA STATS

PPG	RPG	APG	MPG
6.7	2.2	0.8	15.8

CAREER

PPG	RPG	MPG
6.7	2.2	15.8

NBA NOTES Saw an uptick in minutes (19.6) and points (8.8) per game in the month of December




ANTHONY DAVIS
LOS ANGELES LAKERS
 DRAFTED: 2012 / Rd 1, Pk 1 (New Orleans)
2021-22 NBA STATS

PPG	RPG	BPG	PER
23.3	9.9	2.0	23.45

CAREER

PPG	RPG	BPG
23.8	10.2	2.3

NBA NOTES Will miss at least a month with an MCL sprain in his left knee (Dec. 17)



ENES KANTER FREEDOM
BOSTON CELTICS
 DRAFT: 2011 / Rd 1, Pk 3 (Utah)
2021-22 NBA STATS

PPG	RPG	BPG	MPG
4.5	5.4	0.5	12.8

CAREER

PPG	RPG	FG%
11.3	7.9	54.8

NBA NOTES Two double-doubles this season, including a season-high 15 points, 11 boards on Dec. 20

54 Total players have earned selection in the NBA Draft during John Calipari's career at Kentucky, Memphis and UMass

43 Players during Calipari's 12 seasons at UK have been selected in the NBA Draft, the most of any coach in that time period

32 First-round selections during Calipari's tenure at Kentucky, including 21 lottery selections

27 Players on a 2021-22 NBA opening-day roster, six more than the next-closest school (Duke)

26 All-Star selections former Calipari players have earned in the NBA

3.4 Billion dollars Calipari's all-time players have earned in NBA contracts alone, including nearly \$3 billion at Kentucky

3 Wildcats have been selected No. 1 overall in the Calipari era at UK (John Wall, Anthony Davis and Karl-Anthony Towns)

.614 Percentage of the 70 players who finished their college careers at Kentucky under Calipari who were selected in the NBA Draft

NBA LEADERS

Points Per Game

- Kevin Durant (Nets) - 29.8
- Karl-Anthony Towns (Timberwolves) - 24.6
- Devin Booker (Suns) - 23.4
- Shai Gilgeous-Alexander (Thunder) - 21.2

Rebounds Per Game

- Rudy Gobert (Jazz) - 15.1
- Julius Randle (Knicks) - 10.2
- Karl-Anthony Towns (Timberwolves) - 9.3
- Jarred Vanderbilt (Timberwolves) - 9.1

Blocks Per Game

- Myles Turner (Pacers) - 2.9
- Karl-Anthony Towns (Timberwolves) - 1.2

Steals Per Game

- Dejounte Murray (Spurs) - 2.1
- Jarred Vanderbilt (Timberwolves) - 1.6

Free-Throw Percentage

- Danilo Gallinari (Hawks) - .938
- Immanuel Quickley (Knicks) - .930
- Tyrese Maxey (76ers) - .871

Field-Goal Percentage

- Rudy Gobert (Jazz) - .706
- Anthony Davis (Lakers) - .521

3-Point Field-Goal Percentage

- P.J. Tucker (Heat) - .469
- Keldon Johnson (Spurs) - .441
- P.J. Washington (Hornets) - .423
- Karl-Anthony Towns (Timberwolves) - .422

Minutes Per Game

- Fred VanVleet (Raptors) - 37.7
- Julius Randle (Knicks) - 35.5
- Shai Gilgeous-Alexander (Thunder) - 34.9

Double-Doubles

- Rudy Gobert (Jazz) - 31
- Julius Randle (Knicks) - 18
- Karl-Anthony Towns (Timberwolves) - 16


Triple-Doubles

- Russell Westbrook (Lakers) - 9
- Shai Gilgeous-Alexander (Thunder) - 1

Player Efficiency Rating

- Nikola Jokic (Nuggets) - 32.65
- Karl-Anthony Towns (Timberwolves) - 23.76

Stats are through games on Jan. 11 | Top-20 ranking




WILLIE CAULEY-STEIN
DALLAS MAVERICKS
 DRAFTED: 2015 / Rd 2, Pk 6 (Sacramento)
2021-22 NBA STATS

PPG	RPG	FG%	MPG
1.9	2.1	45.7	9.8

CAREER

PPG	RPG	FG%
8.8	5.9	54.4

NBA NOTES In his third year with Dallas but hasn't played since November due to personal reasons



DEMARCUS COUSINS
MILWAUKEE BUCKS
 DRAFTED: 2010 / Rd 1, Pk 5 (Sacramento)
2021-22 NBA STATS

PPG	RPG	APG	SPG
9.1	5.8	1.1	0.9

CAREER

PPG	RPG	FG%
20.1	10.4	46.0

NBA NOTES Waived by the Bucks on Jan. 6 but is reportedly set to sign with the Nuggets.



HAMIDOU DIALLO
DETROIT PISTONS
 DRAFTED: 2018 / Rd 2, Pk 45 (Brooklyn)
2021-22 NBA STATS

PPG	RPG	APG	SPG
10.5	4.5	1.4	1.3

CAREER

PPG	RPG	FG%
8.0	3.8	47.6

NBA NOTES Scored in double figures in 14 of the last 17, including back-to-back 30-point efforts




DE'AARON FOX
SACRAMENTO KINGS
 DRAFT: 2017 / Rd 1, Pk 5 (Sacramento)
2021-22 NBA STATS

PPG	RPG	APG	SPG
20.7	3.7	5.1	1.3

CAREER

PPG	RPG	APG
18.5	3.5	6.2

NBA NOTES Scored in double figures in every game this season



WENYEN GABRIEL
LOS ANGELES CLIPPERS
 2018 / Undrafted, Signed by Sacramento
2021-22 NBA STATS

PPG	RPG	APG	MPG
1.8	2.2	0.3	7.2

CAREER

PPG	RPG	SPG
2.6	2.1	0.4

NBA NOTES Signed to a second 10-day contract with the Clippers after a 10-day stint with the Nets



SHAI GILGEOUS-ALEXANDER
OKLAHOMA CITY THUNDER
 DRAFT: 2018 / Rd 1, Pk 11 (Charlotte)
2021-22 NBA STATS

PPG	RPG	APG	SPG
22.2	4.6	5.2	0.9

CAREER

PPG	RPG	APG
17.2	4.4	4.0

NBA NOTES Named Western Conference Player of the Week on Dec. 27



TYLER HERRO
MIAMI HEAT
 DRAFT: 2019 / Rd 1, Pk 13 (Miami)
2021-22 NBA STATS

PPG	RPG	APG	3FG%
20.6	4.9	3.9	38.8

CAREER

PPG	RPG	APG
15.8	4.6	3.1

NBA NOTES Leads the NBA in scoring average of players off the bench

ISAIAH JACKSON
INDIANA PACERS
 DRAFT: 2021 / Rd 1, Pk 22 (LA LAKERS)
2021-22 NBA STATS

PPG	RPG	SPG	BPG
1.9	1.7	0.2	0.2

CAREER

PPG	RPG	BPG
1.9	1.7	0.2

NBA NOTES Selected 22nd overall in the 2021 NBA Draft

KELDON JOHNSON
SAN ANTONIO SPURS
 DRAFT: 2019 / Rd 1, Pk 29 (San Antonio)
2021-22 NBA STATS

PPG	RPG	APG	SPG
14.7	6.5	1.7	0.8

CAREER

PPG	RPG	APG
12.8	5.8	1.6

NBA NOTES Among the league leaders in 3-point field-goal percentage

BRANDON KNIGHT
DALLAS MAVERICKS
 DRAFT: 2011 / Rd 1, Pk 8 (Detroit)
2021-22 NBA STATS

PPG	RPG	APG	MPG
10.0	2.3	2.7	18.0

CAREER

PPG	RPG	APG
14.0	3.1	4.0

NBA NOTES Signed with Dallas on a 10-day contract after more than a year out of the league

KEVIN KNOX II
NEW YORK KNICKS
 DRAFT: 2018 / Rd 1, Pk 9 (New York)
2021-22 NBA STATS

PPG	RPG	APG	MPG
3.9	1.8	0.3	9.2

CAREER

PPG	RPG	APG
8.2	3.1	0.9

NBA NOTES Traded to the Atlanta Hawks on Jan. 13

TREY LYLES
DETROIT PISTONS
 DRAFT: 2015 / Rd 1, Pk 12 (Utah)
2021-22 NBA STATS

PPG	RPG	APG	SPG
9.1	4.7	1.2	0.4

CAREER

PPG	RPG	APG
7.4	4.3	1.1

NBA NOTES Scored a career-high 28 points against the Heat on Dec. 23

TYRESE MAXEY
PHILADELPHIA 76ERS
 DRAFT: 2020 / Rd 1, Pk 21 (Philadelphia)
2021-22 NBA STATS

PPG	RPG	APG	SPG
16.8	3.5	4.5	0.6

CAREER

PPG	RPG	APG
11.0	2.3	2.8

NBA NOTES Averaged 19.4 points and 5.7 assists per game in November

MALIK MONK
LOS ANGELES LAKERS
 DRAFT: 2017 / Rd 1, Pk 11 (Charlotte)
2021-22 NBA STATS

PPG	RPG	APG	SPG
12.0	2.9	2.2	0.7

CAREER

PPG	RPG	APG
9.5	2.1	1.8

NBA NOTES Scored 20 or more points in five of his last eight outings

MYCHAL MULDER
ORLANDO MAGIC
 2020 / Undrafted, Signed by Golden State
2021-22 NBA STATS

PPG	RPG	APG	MPG
3.7	1.4	0.2	29.9

CAREER

PPG	RPG	APG
5.7	1.3	0.5

NBA NOTES Signed a two-way deal with the Magic after two seasons with the Warriors

JAMAL MURRAY
DENVER NUGGETS
 DRAFT: 2016 / Rd 1, Pk 7 (Denver)
2021-22 NBA STATS

PPG	RPG	APG	SPG
--	--	--	--

CAREER

PPG	APG	RPG
16.3	3.8	3.6

NBA NOTES Recovering from a torn ACL suffered on April 12 last season

NERLENS NOEL
NEW YORK KNICKS
 DRAFT: 2013 / Rd 1, Pk 6 (New Orleans)
2021-22 NBA STATS

PPG	RPG	BPG	SPG
3.5	5.8	1.5	1.1

CAREER

PPG	BPG	RPG
7.4	1.5	6.2

NBA NOTES Signed a three-year extension with the Knicks in the offseason

IMMANUEL QUICKLEY
NEW YORK KNICKS
 DRAFT: 2020 / Rd 1, Pk 25 (OKC)
2021-22 NBA STATS

PPG	RPG	APG	SPG
10.7	2.3	2.7	0.6

CAREER

PPG	RPG	APG
11.2	2.2	2.2

NBA NOTES Had a season-high 24 points with a career-high seven 3s on Dec. 16 vs. Rockets

JULIUS RANDLE
NEW YORK KNICKS
 DRAFT: 2014 / Rd 1, Pk 7 (LA Lakers)
2021-22 NBA STATS

PPG	RPG	APG	BPG
19.0	10.2	4.8	0.6

CAREER

PPG	RPG	APG
17.5	9.3	3.4

NBA NOTES First-time All-Star and NBA's Most Improved Player in 2020-21

NICK RICHARDS
CHARLOTTE HORNETS
 DRAFTED: 2020 / Rd 2, Pk 42 (New Orleans)
2021-22 NBA STATS

PPG	RPG	BPG	FG%
4.0	2.2	0.6	68.5

CAREER

PPG	RPG	FG%
2.8	1.6	65.9

NBA NOTES Had a career-high 12 points on 5 of 5 from the floor and added five boards on Dec. 6

OLIVIER SARR
OKLAHOMA CITY THUNDER
 2021 / Undrafted, Signed by Oklahoma City
2021-22 NBA STATS

PPG	RPG	BPG	MPG
2.0	2.5	1.0	7.0

CAREER

PPG	RPG	MPG
2.0	2.5	7.0

NBA NOTES Scored four points and had five rebounds and two blocks in pro debut on Dec. 28

RAJON RONDO
CLEVELAND CAVALIERS
 DRAFTED: 2006 / Rd 1, Pk 21 (Phoenix)
2021-22 NBA STATS

PPG	RPG	APG	SPG
4.1	2.9	3.9	0.7

CAREER

PPG	RPG	APG
9.8	4.6	8.0

NBA NOTES Traded to the Cavaliers, his ninth different franchise in 16 seasons in the league

KARL-ANTHONY TOWNS
MINNESOTA TIMBERWOLVES
 DRAFTED: 2015 / Rd 1, Pk 1 (Minnesota)
2021-22 NBA STATS

PPG	RPG	APG	PER
24.6	9.3	3.7	23.76

CAREER

PPG	RPG	FG%
23.0	11.4	52.6

NBA NOTES Named the Western Conference Player of the Week on Dec. 20

JARRED VANDERBILT
MINNESOTA TIMBERWOLVES
 2020 / Undrafted, Signed by Sacramento
2021-22 NBA STATS

PPG	RPG	APG	SPG
6.6	9.1	1.4	1.6

CAREER

PPG	RPG	SPG
4.8	5.7	1.0

NBA NOTES Had 21 points and 19 rebounds - both career highs - in win over Rockets on Jan. 9





JOHN WALL

HOUSTON ROCKETS

DRAFT: 2010 / Rd 1, Pk 1 (Washington)

2021-22 NBA STATS

PPG	RPG	APG	SPG
--	--	--	--

CAREER	PPG	APG	RPG
	19.1	9.1	4.3

NBA NOTES Has not played this season while the franchise seeks a trade for the 12-year veteran



PJ WASHINGTON

CHARLOTTE HORNETS

DRAFT: 2019 / Rd 1, Pk 12 (Charlotte)

2021-22 NBA STATS

PPG	RPG	APG	BPG
10.6	5.5	2.4	1.1

CAREER	PPG	RPG	APG
	12.3	5.9	2.3

NBA NOTES Ranked among the league leaders in 3-point field-goal percentage at 42.3%



JACOB TOPPIN

Junior | Forward | 6-9 | 200 lbs | Brooklyn, N.Y. | University of Rhode Island



[@Jtoppin0](#) |
 [@jtoppin_0](#) |
 [@jtoppin](#) |
 [@jtoppin_21](#)

2021-22 SEASON/CAREER HIGHS*		
Points		
Season	14, at LSU (1/4/22)	
Career	16, at Vanderbilt (2/17/21)	
Rebounds		
Season	8, at LSU (1/4/22)	
Career	8, 2x, last at LSU (1/4/22)	
Field Goals		
Season	6, at LSU (1/4/22)	
Career	6, at LSU (1/4/22)	
Field Goals Attempted		
Season	9, 2x, last at LSU (1/4/22)	
Career	11, vs. LSU (11/24/19)	
3-Point Field Goals		
Season	-	
Career	3, ALABAMA (11/15/19)	
3-Point Field Goals Attempted		
Season	1, at Notre Dame (12/11/21)	
Career	4, 3x, last at Fordham (2/26/20)	
Free Throws		
Season	3, vs. North Carolina (12/18/21)	
Career	6, FLORIDA (2/27/21)	
Free Throws Attempted		
Season	4, vs. North Carolina (12/18/21)	
Career	8, FLORIDA (2/27/21)	
Assists		
Season	6, WESTERN KENTUCKY (12/22/21)	
Career	6, WESTERN KENTUCKY (12/22/21)	
Steals		
Season	2, at LSU (1/4/22)	
Career	3, at Ole Miss (3/2/21)	
Blocked Shots		
Season	4, SOUTHERN (12/7/21)	
Career	4, SOUTHERN (12/7/21)	
Minutes Played		
Season	27, at LSU (1/4/22)	
Career	32, at Fordham (2/26/20)	
MISCELLANEOUS		
	2021-22	CAREER*
Dunks	13	36
Double-Figure Scoring Games	2	11
Double-Figure Rebounding Games	0	0
Games With Double-Double	0	0
Games Led UK in Scoring	0	0
Games Led UK in Rebounding	0	2
Games Led UK in Assists	0	2
Games Led UK in Steals	1	2
Games Led UK in Blocks	2	7
Games With 3+ Assists	3	4
Games With 3+ Blocks	1	1
Games With 3+ Steals	0	1
Games With 3+ Three-Pointers	0	1

*includes Rhode Island statistics

- Best game as a Wildcat with 14 points and a career-high-tying eight rebounds at LSU
- Scored 12 points with a career-high six assists in win vs. Western Kentucky
- Had seven points and three assists in 20 minutes in the win vs. North Carolina
- Missed four games in November with a right shoulder injury
- Played 23 minutes vs. No. 9/9 Duke and contributed four points and six rebounds
- Originally planned to redshirt for the 2020-21 season but was granted immediate eligibility and became a key contributor off the bench
 - Made a greater impact as the 2020-21 season progressed and averaged 7.7 points and 4.4 rebounds in 23.0 minutes over the final seven regular-season games
 - Recorded a career-high 16 points at Vanderbilt
 - Solid three-game stretch (Dec. 26 - Jan. 5) vs. Louisville, Mississippi State and Vanderbilt, where he averaged 7.3 points and 5.3 rebounds over those three games
 - Three of his four double-figure scoring games were on the road, at Louisville, Auburn and Vanderbilt
- Won the 2021 Big Blue Madness slam dunk competition
- Transferred from Rhode Island following the 2019-20 season
- Top maximum vertical on the team with at 42.5 inches
- Immediate contributor as a freshman with Rhode Island, helping the team to a 21-9 record and 13-5 mark in the Atlantic 10
 - Appeared in all 30 games as a freshman
 - Averaged 5.1 points and 3.9 rebounds per game
 - Scored in double figures five times and made 13 3-pointers
 - Started and scored nine points, grabbed six rebounds, had three assists and hit the game-winning free throws with 6.6 seconds left in a 76-75 win at Fordham
 - Scored 12 points with eight rebounds against Richmond
- Averaged 15.6 points and 8.8 rebounds for Woodstock Academy his senior season
- Unranked prospect who received his first offer six months before signing a national letter of intent

BIO BLAST

Birthdate: May 8

Parents: Roni and Obadiah Toppin

Major: Communication

Secret talent ...
Can play the piano

Did you know ...
His favorite food is Italian

Need to know ...
Younger brother of 2020 National Player of the Year, Obi Toppin

Game-By-Game Statistics

Opponent	Date	GS	Min	FG-A	Pct.	3FG-A	Pct.	FT-A	Pct.	Off-Def-Tot	PF	Ast	TO	Blk	Stl	Pts
vs. #9/9 Duke	11/9/21		23	2-6	.333	0-0	.000	0-0	.000	2-4-6	4	1	0	0	0	4
ROBERT MORRIS	11/12/21															
MOUNT ST. MARY'S	11/16/21															
RV/- OHIO	11/19/21															
UALBANY	11/22/21															
NORTH FLORIDA	11/26/21		10	1-3	.333	0-0	.000	1-2	.500	0-2-2	0	1	3	1	1	3
CENTRAL MICHIGAN	11/29/21		14	3-3	1.000	0-0	.000	1-2	.500	0-1-1	1	1	0	0	0	7
SOUTHERN	12/7/21		21	1-4	.250	0-0	.000	0-0	.000	2-4-6	0	1	2	4	0	2
at Notre Dame	12/11/21		8	1-2	.500	0-1	.000	0-0	.000	1-0-1	0	0	0	0	1	2
vs. RV/RV UNC	12/18/21		20	2-4	.500	0-0	.000	3-4	.750	2-3-5	0	3	0	0	0	7
WESTERN KENTUCKY	12/22/21		24	5-9	.556	0-0	.000	2-3	.667	2-1-3	2	6	0	0	1	12
MISSOURI	12/29/21		11	1-2	.500	0-0	.000	2-2	1.000	0-1-1	2	0	2	0	1	4
HIGH POINT	12/31/21		10	2-2	1.000	0-0	.000	2-2	1.000	0-3-3	1	0	0	1	0	6
at #21/21 LSU	1/4/22		27	6-9	.667	0-0	.000	2-3	.667	2-6-8	2	2	0	1	2	14
GEORGIA	1/8/22	*	17	1-4	.250	0-0	.000	0-0	.000	0-2-2	0	0	1	0	0	2
at Vanderbilt	1/11/22		17	2-4	.500	0-0	.000	0-0	.000	1-4-5	1	3	0	0	0	4

Career Statistics

Year	GP-GS	Min-Avg	FG-FGA	Pct	3FG-FGA	Pct	FT-FTA	Pct	Off-Def-Tot-Avg	PF-FO	Ast	TO	Blk	Stl	Pts	Avg
2019-20	30-3	556-18.5	55-129	.426	13-53	.245	29-45	.644	42-75-117-3.9	63-0	15	17	12	11	152	5.1
2020-21	24-2	412-17.2	44-99	.444	4-13	.308	32-41	.780	22-63-85-3.5	26-0	16	20	6	11	124	5.2
2021-22	12-1	202-16.8	27-52	.519	0-1	.000	13-18	.722	12-31-43-3.6	13-0	18	8	7	6	67	5.6
TOTAL	67-6	1170-17.5	126-280	.450	17-67	.254	74-104	.712	76-169-245-3.7	102-0	49	45	25	28	343	5.2

CJ FREDRICK

RS Junior | Guard | 6-3 | 190 lbs | Cincinnati | University of Iowa

1

[@cj_fredrick](#) |
 [@cj_fredrick5](#)



2021-22 SEASON/CAREER HIGHS		
Points		
Season	-	
Career	23, at Minnesota (12/25/20)	
Rebounds		
Season	-	
Career	5, ORAL ROBERTS (11/15/19)	
Field Goals		
Season	-	
Career	8, NORTH CAROLINA (12/8/20)	
Field Goals Attempted		
Season	-	
Career	12, 2x, last at Minnesota (12/25/20)	
3-Point Field Goals		
Season	-	
Career	5, 3x, last at Minnesota (12/25/20)	
3-Point Field Goals Attempted		
Season	-	
Career	5, 5x, last at Vanderbilt (2/17/21)	
Free Throws		
Season	-	
Career	6, 2x, last MICHIGAN (1/17/20)	
Free Throws Attempted		
Season	-	
Career	8, vs. Cincinnati (12/21/19)	
Assists		
Season	-	
Career	6, SOUTHERN (11/27/20)	
Steals		
Season	-	
Career	2, 5x, last NORTH CAROLINA (12/8/20)	
Blocked Shots		
Season	-	
Career	1, 9x, last vs. Grand Canyon (3/20/21)	
Minutes Played		
Season	-	
Career	39, at Minnesota (12/25/20)	
MISCELLANEOUS		
	2021-22	CAREER*
Dunks	0	0
Double-Figure Scoring Games	0	19
Double-Figure Rebounding Games	0	0
Games With Double-Double	0	0
Games Led UK in Scoring	0	4
Games Led UK in Rebounding	0	0
Games Led UK in Assists	0	5
Games Led UK in Steals	0	7
Games Led UK in Blocks	0	3
Games With 3+ Assists	0	21
Games With 3+ Blocks	0	0
Games With 3+ Steals	0	0
Games With 3+ Three-Pointers	0	12
<i>*includes Iowa statistics</i>		

- Transferred from Iowa following the 2020-21 season
- Likely to miss the 2021-22 season after undergoing surgery in mid-November to repair a left hamstring injury
- Before the injury, was entering the season as the nation's leading returner in career 3-point field-goal percentage (46.6%) with a minimum of 150 attempts
- Won the 2021 Big Blue Madness 3-point contest
- Started all 27 games he appeared in for Iowa in 2020-21 and averaged 7.5 points and 1.9 assists per game
 - Made three or 3-pointers in six games
 - Shot 47.4% from 3, the second-best clip by a sophomore in program history
 - Posted a 5.2 assist-to-turnover ratio
 - Won the Iowa Men's Basketball Big Ten Sportsmanship Award
 - Scored a career-high 23 points with a career-high five 3-pointers at Minnesota
 - Recorded 21 points and a career-high five treys in a win vs. North Carolina
- Made the All-Big Ten Freshman Team as a redshirt freshman in 2019-20
 - One of only three players nationally and the only player from a major conference dating back to 1993 with 65 or more assists, 32 or fewer turnovers and 46% shooting clip or better from 3-point range
 - Averaged 10.2 points and 2.8 assists per game
 - Scored in double figures in 13 games with three games of 21 points
- 2018 Kentucky Gatorade Player of the Year out of Covington Catholic High School in Northern Kentucky
 - Set Covington Catholic's single-season records for points, field goals, 3-pointers
- Led Covington Catholic to the 2018 Kentucky High School Athletic Association state title
 - Earned KHSAA Sweet Sixteen MVP honors after averaging 27.8 points during the state title run

BIO BLAST

Birthdate: July 10

Parents: Chuck and Laura Fredrick

Major: Community and leadership development

La Familia ...

Has six first- or second-degree family members who played NCAA Division I or Division II sports (basketball, football or baseball)

Homecoming...

Won the 2018 Kentucky High School Athletic Association state title in Rupp Arena

Game-By-Game Statistics

Opponent	Date	GS	Min	FG-A	Pct.	3FG-A	Pct.	FT-A	Pct.	Off-Def-Tot	PF	Ast	TO	Blk	Stl	Pts
vs. Duke	11/9/21				DNP - Injury											
ROBERT MORRIS	11/12/21				DNP - Injury											
MOUNT ST. MARY'S	11/16/21				DNP - Injury											
RV/- OHIO	11/19/21				DNP - Injury											
UALBANY	11/22/21				DNP - Injury											
NORTH FLORIDA	11/26/21				DNP - Injury											
CENTRAL MICHIGAN	11/29/21				DNP - Injury											
SOUTHERN	12/7/21				DNP - Injury											
at Notre Dame	12/11/21				DNP - Injury											
vs. RV/RV UNC	12/18/21				DNP - Injury											
WESTERN KENTUCKY	12/22/21				DNP - Injury											
MISSOURI	12/29/21				DNP - Injury											
HIGH POINT	12/31/21				DNP - Injury											
at #21/21 LSU	12/31/21				DNP - Injury											
GEORGIA	1/8/22				DNP - Injury											
at Vanderbilt	1/11/22				DNP - Injury											

Career Statistics

Year	GP-GS	Min-Avg	FG-FGA	Pct	3FG-FGA	Pct	FT-FTA	Pct	Off-Def-Tot-Avg	PF-FO	Ast	TO	Blk	Stl	Pts	Avg
2019-20	25-25	715-29.8	87-180	.483	47-102	.461	35-44	.795	16-32-48-1.9	43-0	69	32	5	17	256	10.2
2020-21	27-27	666-24.7	72-152	.474	36-76	.474	23-34	.676	5-24-29-1.1	25-0	52	10	4	10	203	7.5
TOTAL	53-53	1,381-26.1	159-332	.479	83-178	.466	58-78	.744	21-56-77-1.5	68-0	121	42	9	27	459	8.8

SAHVIR WHEELER

Junior | Guard | 5-9 | 180 lbs | Houston | University of Georgia

2



Twitter: @sahvir_ | Instagram: @sahvir_

2021-22 SEASON/CAREER HIGHS		
Points		
Season	26, vs. North Carolina (12/18/21)	
Career	27, at Florida (2/20/21)	
Rebounds		
Season	6, OHIO (11/19/21)	
Career	11, LSU (2/23/21)	
Field Goals		
Season	12, vs. North Carolina (12/18/21)	
Career	12, vs. North Carolina (12/18/21)	
Field Goals Attempted		
Season	15, 2x, last vs. North Carolina (12/18/21)	
Career	18, 2x, last AUBURN (1/13/21)	
3-Point Field Goals		
Season	2, vs. Duke (11/9/21)	
Career	3, 2x, last at LSU (1/6/21)	
3-Point Field Goals Attempted		
Season	3, 2x, last CENTRAL MICH. (11/29/21)	
Career	8, at LSU (1/6/21)	
Free Throws		
Season	5, UALBANY (11/22/21)	
Career	8, at Florida (2/20/21)	
Free Throws Attempted		
Season	6, UALBANY (11/22/21)	
Career	11, OLE MISS (1/30/21)	
Assists		
Season	14, NORTH FLORIDA (11/26/21)	
Career	14, NORTH FLORIDA (11/26/21)	
Steals		
Season	4, vs. North Carolina (12/18/21)	
Career	5, at Florida (2/20/21)	
Blocked Shots		
Season	1, CENTRAL MICHIGAN (11/29/21)	
Career	1, 2x, last CENTRAL MICH. (11/29/21)	
Minutes Played		
Season	39, UALBANY (11/22/21)	
Career	42, ALABAMA (2/8/20)	
MISCELLANEOUS		
	2021-22	CAREER*
Dunks	0	0
Double-Figure Scoring Games	7	40
Double-Figure Rebounding Games	0	1
Games With Double-Double	2	10
Games Led UK in Scoring	1	8
Games Led UK in Rebounding	0	2
Games Led UK in Assists	10	58
Games Led UK in Steals	7	22
Games Led UK in Blocks	1	2
Games With 3+ Assists	12	61
Games With 3+ Blocks	0	0
Games With 3+ Steals	2	11
Games With 3+ Three-Pointers	0	2

*includes Georgia statistics

- Left the game at LSU and did not play vs. Georgia and Vanderbilt with a neck injury. He is day-to-day
- Named SEC Player of the Week and NCAA March Madness National Player of the Week on Dec. 20 with a 26-point (season high), eight-assist, four-steal (season high) performance in the win vs. North Carolina
 - Made 12 for 15 from the floor
- Third in the nation with 7.3 assists per game through games on Jan. 11
- Seven games with at least eight assists
- Dished out a career-high 14 assists to go along with 12 points in the win vs. North Florida
- Posted 12 assists with no turnovers vs. Robert Morris
- Double-double against No. 9/9 Duke with 16 points and 10 assists, the second-most dimes in a UK debut, trailing only DeAaron Fox, who opened with 12
- Transferred from Georgia following the 2020-21 season
- Preseason All-SEC First Team pick by the league's media and coaches
- Bob Cousy Award preseason watch list for the nation's top point guard
- Sensational sophomore season at Georgia, where he started all 26 games and averaged 14.0 points, 7.4 assists and 3.8 rebounds per game
 - Set Georgia's single-season assists record with 193 dimes, breaking the previous mark by 24 assists despite a shortened season
 - Led the Southeastern Conference in assists per game and assist-to-turnover ratio
 - Ranked fifth nationally in assists per game
 - 22 double-figure scoring games and eight double-doubles
 - Posted the program's first-ever triple-double with 14 points, 13 assists and 11 rebounds vs. LSU late in the season
 - Dished out an SEC Tournament record 13 assists against Missouri
 - Scored a career-high 27 points with a career-best five steals at Florida
- Appeared in all 31 games as a freshman at Georgia with 17 starts
 - Set the program's freshman assists record with 139 dimes
 - Averaged 9.0 points, 4.5 assists and 2.5 rebounds per game
 - 11 double-figure scoring games
- Two-time high school state champion out of Houston Christian High School in Houston
 - School's all-time leader in assists and steals
 - School record holder for points in a game, assists and 3-pointers
 - Co-MVP of the 2019 Big Baller Brand All-America Game
- Best shuttle run on the team at 2.57 seconds

BIO BLAST

Birthday: Jan. 17

Parents: Teddy and Jacqueline Wheeler

Major: Communication

Small frame, big hops ...
Despite standing just 5-foot-9, he can dunk

Why No. 2 ...
It was the first number he received in any sport

Pregame routine ...
Taking a shower before leaving for the arena and listening to music

Game-By-Game Statistics

Opponent	Date	GS	Min	FG-A	Pct.	3FG-A	Pct.	FT-A	Pct.	Off-Def-Tot	PF	Ast	TO	Blk	Stl	Pts
vs. #9/9 Duke	11/9/21	*	38	6-15	.400	2-3	.667	2-2	1.000	0-3-3	3	10	7	0	1	16
ROBERT MORRIS	11/12/21	*	23	2-7	.286	1-2	.500	0-0	.000	1-0-1	2	12	0	0	3	5
MOUNT ST. MARY'S	11/16/21	*	29	6-11	.545	0-1	.000	0-0	.000	1-0-1	4	8	1	0	2	12
RV/- OHIO	11/19/21	*	30	4-9	.444	0-1	.000	3-3	1.000	2-4-6	3	4	3	0	0	11
UALBANY	11/22/21	*	39	5-12	.417	0-2	.000	5-6	.833	1-3-4	2	7	5	0	1	15
NORTH FLORIDA	11/26/21	*	36	6-12	.500	0-2	.000	0-0	.000	2-2-4	2	14	3	0	2	12
CENTRAL MICHIGAN	11/29/21	*	29	3-8	.375	1-3	.333	0-0	.000	0-0-0	2	6	3	1	2	7
SOUTHERN	12/7/21	*	33	3-7	.429	0-2	.000	2-2	1.000	1-3-4	3	6	5	0	1	8
at Notre Dame	12/11/21	*	29	0-5	.000	0-2	.000	3-4	.750	0-2-2	3	2	2	0	0	3
vs. RV/RV UNC	12/18/21	*	32	12-15	.800	0-0	.000	2-2	1.000	2-1-3	3	8	2	0	4	26
WESTERN KENTUCKY	12/22/21	*	24	3-6	.500	0-1	.000	0-0	.000	0-0-0	4	8	4	0	0	6
MISSOURI	12/29/21	*	36	5-12	.417	0-2	.000	1-2	.500	0-2-2	1	9	1	0	2	11
HIGH POINT	12/31/21	*	27	1-7	.143	0-2	.000	0-0	.000	1-1-2	1	7	4	0	2	2
at #21/21 LSU	1/4/22	*	4	0-1	.000	0-0	.000	0-0	.000	0-1-1	0	1	1	0	0	0
GEORGIA	1/8/22				DNP - Injury											
at Vanderbilt	1/11/22				DNP - Injury											

Career Statistics

Year	GP-GS	Min-Avg	FG-FGA	Pct	3FG-FGA	Pct	FT-FTA	Pct	Off-Def-Tot-Avg	PF-FO	Ast	TO	Blk	Stl	Pts	Avg
2019-20	31-17	846-27.3	103-218	.472	16-50	.320	58-83	.699	17-59-76-2.5	85-1	139	91	0	26	280	9.0
2020-21	26-26	906-34.8	135-338	.399	18-80	.225	76-103	.738	18-82-100-3.8	70-3	193	115	1	44	364	14.0
2021-22	14-14	409-29.2	56-127	.441	4-23	.174	18-21	.857	11-22-33-2.4	33-0	102	41	1	20	134	9.6
TOTAL	71-57	2161-30.4	294-683	.430	38-153	.248	152-207	.734	46-163-209-2.9	188-4	434	247	2	90	778	11.0

TYTY WASHINGTON JR.

Freshman | Guard | 6-3 | 197 lbs | Phoenix | AZ Compass Prep

3



[@tytywashington3](#) |
 [@tytywashington3](#) |
 [@tytywashington3](#)

2021-22 SEASON/CAREER HIGHS		
Points		
Season	20, 3x, last WKU (12/22/21)	
Career	20, 3x, last WKU (12/22/21)	
Rebounds		
Season	12, OHIO (11/19/21)	
Career	12, OHIO (11/19/21)	
Field Goals		
Season	9, WESTERN KENTUCKY (12/22/21)	
Career	9, WESTERN KENTUCKY (12/22/21)	
Field Goals Attempted		
Season	15, OHIO (11/19/21)	
Career	15, OHIO (11/19/21)	
3-Point Field Goals		
Season	3, 2x, last HIGH POINT (12/31/21)	
Career	3, 2x, last HIGH POINT (12/31/21)	
3-Point Field Goals Attempted		
Season	6, OHIO (11/19/21)	
Career	6, OHIO (11/19/21)	
Free Throws		
Season	4, UALBANY (11/22/21)	
Career	4, UALBANY (11/22/21)	
Free Throws Attempted		
Season	5, UALBANY (11/22/21)	
Career	5, UALBANY (11/22/21)	
Assists		
Season	17, GEORGIA (1/8/22)	
Career	17, GEORGIA (1/8/22)	
Steals		
Season	4, NORTH FLORIDA (11/26/21)	
Career	4, NORTH FLORIDA (11/26/21)	
Blocked Shots		
Season	2, UALBANY (11/22/21)	
Career	2, UALBANY (11/22/21)	
Minutes Played		
Season	38, UALBANY (11/22/21)	
Career	38, UALBANY (11/22/21)	
MISCELLANEOUS		
	2021-22	CAREER
Dunks	1	1
Double-Figure Scoring Games	12	12
Double-Figure Rebounding Games	1	1
Games With Double-Double	2	2
Games Led UK in Scoring	2	2
Games Led UK in Rebounding	1	1
Games Led UK in Assists	6	6
Games Led UK in Steals	6	6
Games Led UK in Blocks	3	3
Games With 3+ Assists	12	12
Games With 3+ Blocks	0	0
Games With 3+ Steals	1	1
Games With 3+ Three-Pointers	2	2

- Four-time SEC Freshman of the Week and first to win the award three straight times since Devin Booker in 2014-15
- Set a UK single-game record with 17 assists in primary point guard duties vs. Georgia. He added 17 points in the win
 - John Wall had the previous record with 16 vs. Hartford on Dec. 29, 2009
 - Tied for the seventh-most assists in SEC history
- Second on the team at 13.7 points per game with 12 double-figure scoring performances
 - Averaging 15.3 points, 4.9 assists and 4.7 rebounds per game in Kentucky's 13 wins
- Dished out 56 assists over the last nine games
- Career-high-tying 20 points with six assists in win vs. Western Kentucky
- Had 15 points, nine assists and a career-high-tying three 3-pointers vs. High Point
- Shooting 49.7% on the season
- Hit a 3-pointer in 12 of the 16 games
- Named to the All-Kentucky Classic Team after averaging 15.3 points and 6.0 rebounds in games vs. Ohio, Mount St. Mary's and Robert Morris
 - Sensational vs. Ohio with 20 points, a game-high 12 rebounds and a game-high five assists, becoming the third Wildcat under John Calipari with 20 points, 10 rebounds and five assists in a game (Isaiah Briscoe and James Young)
 - Posted 16 points on 7-of-12 shooting and a pair of 3s in the win over Mount St. Mary's
- Calipari on Washington: "TyTy, he's like the silent assassin. Quietly, he tiptoes in and gets 15 points and nine assists"
- Playing for both teams, combined for 24 points and a game-high-tying 10 assists in the Blue-White Game
- Consensus five-star prospect
- Ranked as high as the No. 14 overall player by Rivals and ESPN and second at his position by ESPN in the final 2021 high school rankings
- MaxPreps Arizona Player of the Year
- Averaged 24.0 points, 7.0 assists and 6.0 rebounds per game for AZ Compass Prep, which finished 30-2 during his senior season
 - Connected on 48% of his shots, including 41% from 3-point range
- Selected for the 2021 Iverson Roundball Classic

BIO BLAST

Birthday: Nov. 15

Parents: Felicia Caldwell and Tyrone Washington Sr.

Major: Community and leadership development

Why No. 3 ...
Because it was Allen Iverson's number

Favorite former UK player ...
Devin Booker, who plays for Washington's hometown Phoenix Suns

Arizona first ...
First Arizona native to play for UK

Game-By-Game Statistics

Opponent	Date	GS	Min	FG-A	Pct.	3FG-A	Pct.	FT-A	Pct.	Off-Def-Tot	PF	Ast	TO	Blk	Stl	Pts
vs. #9/9 Duke	11/9/21	*	28	3-14	.214	0-2	.000	3-4	.750	0-1-1	2	3	0	0	1	9
ROBERT MORRIS	11/12/21	*	33	5-10	.500	0-1	.000	0-0	.000	0-3-3	2	2	2	0	1	10
MOUNT ST. MARY'S	11/16/21	*	29	7-12	.583	2-3	.667	0-0	.000	0-3-3	2	3	4	0	1	16
RV/- OHIO	11/19/21	*	37	8-15	.533	1-6	.167	3-3	1.000	2-10-12	0	5	4	1	1	20
UALBANY	11/22/21	*	38	7-14	.500	2-3	.667	4-5	.800	2-4-6	2	3	2	2	0	20
NORTH FLORIDA	11/26/21	*	35	6-13	.462	2-5	.400	0-0	.000	0-5-5	0	2	0	0	4	14
CENTRAL MICHIGAN	11/29/21	*	27	6-11	.545	3-5	.600	0-0	.000	2-4-6	1	2	0	0	0	15
SOUTHERN	12/7/21	*	26	5-10	.500	1-3	.333	3-4	.750	2-1-3	2	5	2	0	1	14
at Notre Dame	12/11/21	*	33	3-7	.429	0-1	.000	0-0	.000	0-1-1	2	5	2	0	0	6
vs. RV/RV UNC	12/18/21	*	20	4-9	.444	1-3	.333	0-0	.000	2-2-4	1	4	1	0	2	9
WESTERN KENTUCKY	12/22/21	*	35	9-13	.692	2-5	.400	0-0	.000	1-1-2	3	6	2	0	0	20
MISSOURI	12/29/21	*	30	6-13	.462	2-4	.500	0-0	.000	1-5-6	2	2	1	0	2	14
HIGH POINT	12/31/21	*	25	6-9	.667	3-5	.600	0-0	.000	0-2-2	1	9	1	0	1	15
at #21/21 LSU	1/4/22	*	33	2-9	.222	1-3	.333	0-0	.000	2-4-6	2	4	2	1	1	5
GEORGIA	1/8/22	*	37	8-13	.615	0-1	.000	1-1	1.000	1-4-5	2	17	2	0	2	17
at Vanderbilt	1/11/22	*	37	6-11	.545	1-2	.500	2-4	.500	0-4-4	1	4	3	1	1	15

Career Statistics

Year	GP-GS	Min-Avg	FG-FGA	Pct	3FG-FGA	Pct	FT-FTA	Pct	Off-Def-Tot-Avg	PF-FO	Ast	TO	Blk	Stl	Pts	Avg
2021-22	16-16	503-31.4	91-183	.497	21-52	.404	16-21	.762	15-54-69-4.3	25-0	76	28	5	18	219	13.7
TOTAL	16-16	503-31.4	91-183	.497	21-52	.404	16-21	.762	15-54-69-4.3	25-0	76	28	5	18	219	13.7

DAIMION COLLINS

Freshman | Forward | 6-9 | 202 lbs | Atlanta, Texas | Atlanta High School

4

[@CollinsDaimion](#) |
 [@daimionfrmetx](#) |
 [@daimionfrmetx](#) |
 [@daimionc3](#)



BIO BLAST

Birthday: Oct. 28

Parents: Benjamin Jr. and Kimberly Collins

Major: Agricultural economics

Right at home in Kentucky ...
Enjoys riding horses

Favorite food ...
Soul food

Favorite player ...
Kevin Durant, who played for Collins' home-state school at the University of Texas

2021-22 SEASON/CAREER HIGHS		
Points		
Season	14, ROBERT MORRIS (11/12/21)	
Career	14, ROBERT MORRIS (11/12/21)	
Rebounds		
Season	8, HIGH POINT (12/31/21)	
Career	8, HIGH POINT (12/31/21)	
Field Goals		
Season	7, ROBERT MORRIS (11/12/21)	
Career	7, ROBERT MORRIS (11/12/21)	
Field Goals Attempted		
Season	10, NORTH FLORIDA (11/26/21)	
Career	10, NORTH FLORIDA (11/26/21)	
3-Point Field Goals		
Season	-	
Career	-	
3-Point Field Goals Attempted		
Season	2, NORTH FLORIDA (11/26/21)	
Career	2, NORTH FLORIDA (11/26/21)	
Free Throws		
Season	3, CENTRAL MICHIGAN (11/29/21)	
Career	3, CENTRAL MICHIGAN (11/29/21)	
Free Throws Attempted		
Season	4, CENTRAL MICHIGAN (11/29/21)	
Career	4, CENTRAL MICHIGAN (11/29/21)	
Assists		
Season	3, ROBERT MORRIS (11/12/21)	
Career	3, ROBERT MORRIS (11/12/21)	
Steals		
Season	1, 5x, last vs. North Carolina (12/18/21)	
Career	1, 5x, last vs. North Carolina (12/18/21)	
Blocked Shots		
Season	4, ROBERT MORRIS (11/12/21)	
Career	4, ROBERT MORRIS (11/12/21)	
Minutes Played		
Season	25, NORTH FLORIDA (11/26/21)	
Career	25, NORTH FLORIDA (11/26/21)	
MISCELLANEOUS		
	2021-22	CAREER
Dunks	18	18
Double-Figure		
Scoring Games	2	2
Double-Figure		
Rebounding Games	0	0
Games With		
Double-Double	0	0
Games Led UK		
in Scoring	0	0
Games Led UK		
in Rebounding	1	1
Games Led UK		
in Assists	0	0
Games Led UK		
in Steals	0	0
Games Led UK		
in Blocks	6	6
Games With		
3+ Assists	1	1
Games With		
3+ Blocks	3	3
Games With		
3+ Steals	0	0
Games With		
3+ Three-Pointers	0	0

- Recorded six points, a career-high eight rebounds and a block in 12 minutes of the win over High Point
- Solid game vs. Southern with eight points, six rebounds and three blocks in 17 minutes
- Scored 12 points on 6-of-10 shooting to go along with a career-high-tying six rebounds in his first career start vs. North Florida
- Posted six points, three rebounds and a game-high three blocks in the win vs. UAlbany
- Breakthrough game with 14 points on 7-of-8 shooting in 21 minutes vs. Robert Morris
 - Scored 10 points in the final seven minutes, including four of his game-high five dunks
 - Also blocked four shots and dished out three assists
- Consensus five-star prospect
- Ranked the No. 13 overall player in the 2021 signing class by 247Sports
- Averaged 35.2 points, 14.4 rebounds, 7.0 assists and 6.2 blocks per game for Atlanta High School his senior season
- Texas Gatorade Player of the Year
- MaxPreps Texas Player of the Year
- MaxPreps All-America First Team, Naismith All-America Third Team and Sports Illustrated All-America Third Team honors
- Named to the McDonald's All America Game, the Jordan Brand Classic roster and the Allen Iverson Roundball Classic
- Won the AAU Peach Jam title
- Top wingspan on the team at 7-foot-5 and second-best maximum vertical at 42 inches

Game-By-Game Statistics

Opponent	Date	GS	Min	FG-A	Pct.	3FG-A	Pct.	FT-A	Pct.	Off-Def-Tot	PF	Ast	TO	Blk	Stl	Pts
vs. #9/9 Duke	11/9/21	1	0-0	.000	0-0	.000	0-0	.000	0-0-0	1	0	1	0	0	0	0
ROBERT MORRIS	11/12/21	21	7-8	.875	0-1	.000	0-0	.000	2-4-6	1	3	3	4	1	14	
MOUNT ST. MARY'S	11/16/21	15	0-2	.000	0-0	.000	2-2	1.000	0-2-2	2	0	0	1	1	2	
RV/- OHIO	11/19/21	7	1-1	1.000	0-0	.000	0-0	.000	0-0-0	3	0	0	0	0	2	
UALBANY	11/22/21	17	2-3	.667	0-0	.000	2-2	1.000	1-2-3	4	0	1	3	0	6	
NORTH FLORIDA	11/26/21 *	25	6-10	.600	0-2	.000	0-0	.000	4-2-6	2	0	3	1	0	12	
CENTRAL MICHIGAN	11/29/21	13	0-1	.000	0-0	.000	3-4	.750	2-1-3	4	0	0	0	1	3	
SOUTHERN	12/7/21	17	4-5	.800	0-0	.000	0-1	.000	3-3-6	2	0	0	3	1	8	
at Notre Dame	12/11/21	3	0-0	.000	0-0	.000	0-0	.000	0-0-0	1	0	0	1	0	0	
vs. RV/RV UNC	12/18/21	5	0-3	.000	0-0	.000	0-0	.000	1-0-1	1	0	2	1	1	0	
WESTERN KENTUCKY	12/22/21	6	2-2	1.000	0-0	.000	0-0	.000	0-2-2	2	0	1	2	0	4	
MISSOURI	12/29/21	5	1-1	1.000	0-0	.000	0-0	.000	1-3-4	0	0	1	0	0	2	
HIGH POINT	12/31/21	12	3-4	.750	0-0	.000	0-0	.000	1-7-8	1	1	0	1	0	6	
at #21/21 LSU	1/4/22	9	0-0	.000	0-0	.000	0-0	.000	0-0-0	1	0	0	1	0	0	
GEORGIA	1/8/22		DNP - Coach's Decision													
at Vanderbilt	1/11/22	6	0-2	.000	0-0	.000	0-0	.000	0-2-2	1	0	1	1	0	0	

Career Statistics

Year	GP-GS	Min-Avg	FG-FGA	Pct	3FG-FGA	Pct	FT-FTA	Pct	Off-Def-Tot-Avg	PF-FO	Ast	TO	Blk	Stl	Pts	Avg
2021-22	15-1	162-10.8	26-42	.619	0-3	.000	7-9	.778	15-28-43-2.9	26-0	4	13	19	5	59	3.9
TOTAL	15-1	162-10.8	26-42	.619	0-3	.000	7-9	.778	15-28-43-2.9	26-0	4	13	19	5	59	3.9

DAVION MINTZ

Graduate | Guard | 6-3 | 195 lbs | Charlotte, N.C. | Creighton University

10

[@deemintz1](#) [@davion](#)



2021-22 SEASON/CAREER HIGHS*		
Points		
Season	19, GEORGIA (1/8/22)	
Career	21, 2x, last FLORIDA (2/27/21)	
Rebounds		
Season	8, OHIO (11/19/21)	
Career	9, VILLANOVA (2/24/18)	
Field Goals		
Season	7, GEORGIA (1/8/22)	
Career	8, MARQUETTE (1/9/19)	
Field Goals Attempted		
Season	12, at LSU (1/4/22)	
Career	14, 3x, last, FLORIDA (2/27/21)	
3-Point Field Goals		
Season	5, GEORGIA (1/8/22)	
Career	6, SOUTH CAROLINA (3/6/21)	
3-Point Field Goals Attempted		
Season	8, at LSU (1/4/22)	
Career	11, SOUTH CAROLINA (3/6/21)	
Free Throws		
Season	5, at LSU (1/4/22)	
Career	7, MARQUETTE (1/21/17)	
Free Throws Attempted		
Season	6, at LSU (1/4/22)	
Career	10, vs. UCLA (11/20/17)	
Assists		
Season	3, 2x, last WKU (12/22/21)	
Career	8, 3x, last vs. Mississippi St. (3/11/21)	
Steals		
Season	2, HIGH POINT (12/31/21)	
Career	6, at Marquette (3/3/19)	
Blocked Shots		
Season	1, 2x, last at LSU (1/4/22)	
Career	2, vs. Loyola Chicago (3/19/19)	
Minutes Played		
Season	33, at Vanderbilt (1/11/22)	
Career	45, at Villanova (2/6/19)	
MISCELLANEOUS		
	2021-22	CAREER*
Dunks	1	13
Double-Figure Scoring Games	5	46
Double-Figure Rebounding Games	0	0
Games With Double-Double	0	0
Games Led UK in Scoring	1	11
Games Led UK in Rebounding	0	4
Games Led UK in Assists	0	29
Games Led UK in Steals	2	26
Games Led UK in Blocks	1	8
Games With 3+ Assists	2	54
Games With 3+ Blocks	0	0
Games With 3+ Steals	0	4
Games With 3+ Three-Pointers	4	18

*includes Creighton statistics

- Tied for second on the team with 21 3-pointers
- Averaging 13.5 points on 19-of-38 shooting and 11-of-23 3-point shooting over the last four games
 - Registered his third straight double-figure scoring effort with a season-high 19 points and a season-best five 3s in the win over Georgia
 - Scored 16 points, including UK's final five points, in a close loss at LSU
- Logged 12 points, eight rebounds and three assists in 27 minutes in the win vs. Ohio
- Caught fire in the second half vs. Robert Morris with four 3s to finish with 13 points
- Wildcats' leading scorer, most consistent player during the 2020-21 season, his first at UK
 - First player to return to UK after leading the team in scoring average the previous season since Randolph Morris led the 2005-06 squad and came back for the 2006-07 year
 - Was one of three of three team captains
 - Team's leading scorer -- by a point -- with 288 points and an 11.5 average
 - Led UK in assists with 77 dimes and a 3.1 average
 - Also led Kentucky with 56 3-pointers, including 29 of 64 over the last eight games
 - Scored in double figures in six straight games to close the season, averaging 16.7 points per game during the stretch with a combined 24 3-pointers
- Dished out 23 assists over the final three games in a more prominent role at point guard, including a career-high-tying eight at Ole Miss and vs. Mississippi State in the SEC Tournament
- Graduate transfer who redshirted for Creighton's 2019-20 Big East championship team that finished 24-7 after battling ankle injuries throughout the season
- Appeared in 97 career games with 79 starts at Creighton
 - In 2018-19, started all 35 games in the backcourt, averaging 9.7 points, 3.0 assists and 3.0 rebounds in 28.8 minutes per game
 - Ranked second on the team with 40 steals, third with 60 free throws and fourth with 43 3s
 - Poured in a career-high 21 points and made 5 of 8 trifectas vs. No. 21 Marquette
 - As a sophomore, started all but one game at point guard and averaged 6.1 points, 3.2 rebounds and a team-high 3.1 assists per game
 - Led the Big East and ranked 15th nationally in assist-to-turnover ratio and also led the Big

BIO BLAST

Birthdate: June 30

Parents: Sean and Sandy Mintz

Major: Graduate degree in kinesiology and health promotion

Why No. 10 ...
Because it means complete and is one of his favorite numbers

Sweet tooth ...
Has to have dessert every day

What's playing pregame ...
Listens to Eric Thomas, a hip-hop motivational preacher, R&B, gospel

Game-By-Game Statistics

Opponent	Date	GS	Min	FG-A	Pct.	3FG-A	Pct.	FT-A	Pct.	Off-Def-Tot	PF	Ast	TO	Blk	Stl	Pts
vs. #9/9 Duke	11/9/21		21	2-7	.286	1-3	.333	0-0	.000	0-1-1	3	0	0	0	0	5
ROBERT MORRIS	11/12/21		20	4-5	.800	4-5	.800	1-2	.500	0-4-4	0	2	1	0	0	13
MOUNT ST. MARY'S	11/16/21		17	0-3	.000	0-1	.000	0-0	.000	1-1-2	2	1	2	0	0	0
RV/- OHIO	11/19/21		27	4-7	.571	0-2	.000	4-5	.800	3-5-8	0	3	0	0	1	12
UALBANY	11/22/21															
NORTH FLORIDA	11/26/21															
CENTRAL MICHIGAN	11/29/21															
SOUTHERN	12/7/21		16	2-9	.222	2-7	.286	3-5	.600	3-2-5	0	1	2	0	0	9
at Notre Dame	12/11/21		18	2-7	.286	0-5	.000	2-3	.667	1-3-4	1	0	0	0	0	6
vs. RV/RV UNC	12/18/21		27	1-7	.143	1-4	.250	3-4	.750	1-0-1	2	2	0	0	0	6
WESTERN KENTUCKY	12/22/21		18	1-4	.250	1-3	.333	2-2	1.000	1-1-2	1	3	2	1	1	5
MISSOURI	12/29/21		15	3-8	.375	1-4	.250	0-0	.000	0-1-1	0	0	1	0	1	7
HIGH POINT	12/31/21		14	5-8	.625	0-3	.000	0-0	.000	0-1-1	0	1	1	0	2	10
at #21/21 LSU	1/4/22		27	4-12	.333	3-8	.375	5-6	.833	0-0-0	1	2	4	1	0	16
GEORGIA	1/8/22		30	7-10	.700	5-7	.714	0-0	.000	0-0-0	3	2	1	0	0	19
at Vanderbilt	1/11/22	*	33	3-8	.375	3-5	.600	0-1	.000	1-1-2	3	2	2	0	0	9

Career Statistics

Year	GP-GS	Min-Avg	FG-FGA	Pct	3FG-FGA	Pct	FT-FTA	Pct	Off-Def-Tot-Avg	PF-FO	Ast	TO	Blk	Stl	Pts	Avg
2016-17	29-12	354-12.2	30-78	.385	9-25	.360	26-33	.788	1-31-32-1.1	35-0	52	34	4	15	95	3.3
2017-18	33-32	696-21.1	61-151	.404	19-54	.352	60-82	.732	8-96-104-3.2	44-1	102	36	3	14	201	6.1
2018-19	35-35	1009-28.8	119-286	.416	43-124	.347	60-83	.723	18-87-105-3.0	70-0	105	76	4	40	341	9.7
2020-21	25-21	769-30.8	96-242	.397	56-148	.378	40-61	.656	19-60-79-3.2	49-1	77	47	5	25	288	11.5
2021-22	13-1	283-21.8	38-95	.400	21-57	.368	20-28	.714	11-20-31-2.4	16-0	19	16	2	5	117	9.0
TOTAL	135-101	3111-23.0	344-852	.404	148-408	.363	206-287	.718	57-294-351-2.6	214-2	355	209	18	99	1042	7.7

KEION BROOKS JR.

Junior | Forward | 6-7 | 210 lbs | Fort Wayne, Ind. | La Lumiere School

12



[@KeionB_12](#) |
 [@keionb](#) |
 [@swvggy_key](#)

2021-22 SEASON/CAREER HIGHS		
Points		
Season	22, OHIO (11/19/21)	
Career	23, TENNESSEE (2/6/21)	
Rebounds		
Season	9, MISSOURI (12/29/21)	
Career	14, at Tennessee (2/20/21)	
Field Goals		
Season	9, OHIO (11/19/21)	
Career	9, OHIO (11/19/21)	
Field Goals Attempted		
Season	18, OHIO (11/19/21)	
Career	18, OHIO (11/19/21)	
3-Point Field Goals		
Season	1, 4x, last at Vanderbilt (1/11/21)	
Career	2, 2x, last at Missouri (2/3/21)	
3-Point Field Goals Attempted		
Season	4, ROBERT MORRIS (11/12/21)	
Career	4, 3x, last ROBERT MORRIS (11/12/21)	
Free Throws		
Season	4, OHIO (11/19/21)	
Career	7, TENNESSEE (2/6/21)	
Free Throws Attempted		
Season	4, 4x, last MISSOURI (12/29/21)	
Career	8, TENNESSEE (2/6/21)	
Assists		
Season	3, HIGH POINT (12/31/21)	
Career	5, at Vanderbilt (2/17/21)	
Steals		
Season	2, SOUTHERN (12/7/21)	
Career	2, 5x, last SOUTHERN (12/7/21)	
Blocked Shots		
Season	2, 2x, last MISSOURI (12/29/21)	
Career	4, at Vanderbilt (2/17/21)	
Minutes Played		
Season	37, OHIO (11/19/21)	
Career	37, OHIO (11/19/21)	
MISCELLANEOUS		
	2021-22	CAREER
Dunks	15	35
Double-Figure Scoring Games	8	24
Double-Figure Rebounding Games	0	2
Games With Double-Double	0	2
Games Led UK in Scoring	2	4
Games Led UK in Rebounding	1	10
Games Led UK in Assists	0	3
Games Led UK in Steals	2	4
Games Led UK in Blocks	3	9
Games With 3+ Assists	1	5
Games With 3+ Blocks	0	1
Games With 3+ Steals	0	0
Games With 3+ Three-Pointers	0	0

- Averaging a career-high 10.7 points per game and shooting 50.4%
- Logged his eighth double-figure scoring effort with 14 points in the win over Georgia
- Recorded 17 points and nine rebounds in the win vs. Missouri
- Posted nine points, seven boards and three assists in the win over High Point
- Made a career-high nine shots en route to 22 points, plus eight boards, in the win vs. Ohio
- Preseason All-SEC Second Team pick by the league's media and coaches
- "Way better, way more skilled," John Calipari said of the junior's start to the season
- Key leader on the team and one of three captains during the 2021-22 season
- Despite missing the first nine games in 2020-21 with a left leg injury, was a major contributor as a sophomore
 - Totaled career highs in virtually every major statistical category, including points (10.3) and rebounds (6.8) per game, the latter of which led the team
 - Scored in double figures in 11 of 16 games played
 - 10 points and career-high 14 rebounds in the upset win at No. 19/20 Tennessee
 - Career day in the home game vs. No. 11/10 Tennessee with 23 points and 11 rebounds for his first career double-double
 - Became the third player in the John Calipari era with at least 23 points and at least 10 rebounds off the bench
 - Major impact with 12 points, team-high-tying six boards, and team- and career-high four assists at Florida on just two days of practice after being medically cleared
- Played in all 31 games with six starts and five double-figure scoring games as a freshman
 - Played a then-career-high 27 minutes in the 18-point comeback at Florida, posting his fifth double-figure scoring game of the season with 10 points, and two 3-pointers
 - Emerged as a spark in the games at Arkansas and vs. Georgia, posting 10 points and seven rebounds vs. the Razorbacks and eight points and five rebounds vs. the Bulldogs, igniting game-changing runs in both games
- Underrated athlete with a 37-inch maximum vertical and a 7-foot-1 wingspan

BIO BLAST

Birthday: Aug. 7

Parents: Sarita and Keion Brooks Sr.

Major: Communication

Did you know ...
He tested at a 12th-grade reading level when he was in the fourth grade

Make a difference ...
Member of the NABC Player Development Coalition and the SEC Council on Racial Equality and Social Justice

Game-By-Game Statistics

Opponent	Date	GS	Min	FG-A	Pct.	3FG-A	Pct.	FT-A	Pct.	Off-Def-Tot	PF	Ast	TO	Blk	Stl	Pts
vs. #9/9 Duke	11/9/21	*	17	4-10	.400	1-3	.333	0-0	.000	1-2-3	2	0	2	0	0	9
ROBERT MORRIS	11/12/21	*	24	5-10	.500	1-4	.250	2-3	.667	0-1-1	0	0	2	1	0	13
MOUNT ST. MARY'S	11/16/21	*	25	4-9	.444	0-0	.000	2-2	1.000	2-5-7	1	1	1	1	0	10
RV/- OHIO	11/19/21	*	37	9-18	.500	0-3	.000	4-4	1.000	3-5-8	1	0	5	1	0	22
UALBANY	11/22/21	*	29	7-11	.636	0-0	.000	3-4	.750	2-6-8	0	0	2	2	0	17
NORTH FLORIDA	11/26/21			DNP - Illness												
CENTRAL MICHIGAN	11/29/21	*	17	3-10	.300	1-2	.500	2-3	.667	2-2-4	1	0	0	0	1	9
SOUTHERN	12/7/21	*	20	1-3	.333	0-0	.000	0-2	.000	0-1-1	1	0	1	1	2	2
at Notre Dame	12/11/21	*	32	5-10	.500	0-1	.000	2-4	.500	0-7-7	1	0	0	1	1	12
vs. RV/RV UNC	12/18/21	*	18	5-10	.500	0-0	.000	0-0	.000	2-1-3	2	0	0	0	0	10
WESTERN KENTUCKY	12/22/21	*	13	2-5	.400	0-0	.000	1-1	1.000	1-0-1	4	2	3	0	0	5
MISSOURI	12/29/21	*	27	7-11	.636	0-1	.000	3-4	.750	2-7-9	1	1	1	2	0	17
HIGH POINT	12/31/21	*	23	4-6	.667	0-0	.000	1-2	.500	2-5-7	0	3	0	1	1	9
at #21/21 LSU	1/4/22	*	14	0-3	.000	0-1	.000	2-2	1.000	1-2-3	1	0	0	1	0	2
GEORGIA	1/8/22	*	30	6-8	.750	0-0	.000	2-2	1.000	0-2-2	2	1	0	1	0	14
at Vanderbilt	1/11/22	*	23	4-7	.571	1-2	.500	0-1	.000	3-2-5	3	2	0	0	1	9

Career Statistics

Year	GP-GS	Min-Avg	FG-FGA	Pct	3FG-FGA	Pct	FT-FTA	Pct	Off-Def-Tot-Avg	PF-FO	Ast	TO	Blk	Stl	Pts	Avg
2019-20	31-6	470-15.2	58-123	.472	5-19	.263	17-27	.630	31-68-99-3.2	46-0	6	25	13	11	138	4.5
2020-21	16-3	375-23.4	64-145	.441	6-28	.214	31-39	.795	40-68-108-6.8	44-2	26	30	13	10	165	10.3
2021-22	15-15	349-23.3	66-131	.504	4-17	.235	24-34	.706	21-48-69-4.6	20-0	10	17	12	6	160	10.7
TOTAL	62-24	1194-19.3	188-399	.471	15-64	.234	72-100	.720	92-184-276-4.5	110-2	42	72	38	27	463	7.5



[@brennanc14](#) | [@brennanc14](#) | [@brennanc14](#) | [@brennancanada](#)
[@brennanc14](#)

2021-22 SEASON/CAREER HIGHS		
Points		
Season	2, 3x, last HIGH POINT (12/31/21)	
Career	2, 3x, last HIGH POINT (12/31/21)	
Rebounds		
Season	1, CENTRAL MICHIGAN (11/29/21)	
Career	1, CENTRAL MICHIGAN (11/29/21)	
Field Goals		
Season	1, 3x, last HIGH POINT (12/31/21)	
Career	1, 3x, last HIGH POINT (12/31/21)	
Field Goals Attempted		
Season	2, WESTERN KENTUCKY (12/22/21)	
Career	2, WESTERN KENTUCKY (12/22/21)	
3-Point Field Goals		
Season	-	
Career	-	
3-Point Field Goals Attempted		
Season	1, WESTERN KENTUCKY (12/22/21)	
Career	1, WESTERN KENTUCKY (12/22/21)	
Free Throws		
Season	-	
Career	-	
Free Throws Attempted		
Season	-	
Career	-	
Assists		
Season	1, UALBANY (11/22/21)	
Career	1, UALBANY (11/22/21)	
Steals		
Season	-	
Career	1, SOUTH CAROLINA (3/6/21)	
Blocked Shots		
Season	-	
Career	-	
Minutes Played		
Season	3, HIGH POINT (12/31/21)	
Career	3, HIGH POINT (12/31/21)	
MISCELLANEOUS		
	2021-22	CAREER
Dunks	0	0
Double-Figure		
Scoring Games	0	0
Double-Figure		
Rebounding Games	0	0
Games With		
Double-Double	0	0
Games Led UK		
in Scoring	0	0
Games Led UK		
in Rebounding	0	0
Games Led UK		
in Assists	0	0
Games Led UK		
in Steals	0	0
Games Led UK		
in Blocks	0	0
Games With		
3+ Assists	0	0
Games With		
3+ Blocks	0	0
Games With		
3+ Steals	0	0
Games With		
3+ Three-Pointers	0	0

- Saw action in a career-high three minutes and scored on a layup in the win over High Point
- Had a bucket in the win over Western Kentucky in two minutes of action
- Scored his first career points off an offensive rebound and put back in the win over Central Michigan
- Registered his first career assist in a minute of the win over UAlbany
- Appeared in two games in 2020-21
 - Logged two minutes vs. South Carolina and recorded his first career steal
- Played in four games in his first season
 - Made first appearance as a Wildcat in regular-season action vs. Eastern Kentucky
- Capped his high school career with 1,371 career points and 776 rebounds
 - Two-year captain
 - Named an All-10th Region First Team selection
 - Averaged 15.0 points and 9.5 rebounds per game as a senior
 - 13 double-doubles
 - Double-digit scorer over his final three seasons
 - Three-time All-District Team selection and a three-time All-District Tournament Team pick
 - Team claimed two District 40 titles
 - 10th Region runners-up in 2019

BIO BLAST

Birthday: July 15

Parents: Melissa and Lynn Canada

Major: Communication

I'll be your hero ...

His definition of a hero is someone who you can rely on and follow

Fan of the Wildcats ...

Born in Lexington, Ky., and cheered for the Wildcats growing up. De'Aaron Fox is his favorite former Wildcat

Giving back ...

Participated in Big Brothers, Big Sisters

Game-By-Game Statistics

Opponent	Date	GS	Min	FG-A	Pct.	3FG-A	Pct.	FT-A	Pct.	Off-Def-Tot	PF	Ast	TO	Blk	Stl	Pts
vs. #9/9 Duke	11/9/21															
ROBERT MORRIS	11/12/21	1		0-0	.000	0-0	.000	0-0	.000	0-0-0	0	0	0	0	0	0
MOUNT ST. MARY'S	11/16/21	2		0-0	.000	0-0	.000	0-0	.000	0-0-0	0	0	0	0	0	0
RV/- OHIO	11/19/21															
UALBANY	11/22/21	1		0-0	.000	0-0	.000	0-0	.000	0-0-0	0	1	0	0	0	0
NORTH FLORIDA	11/26/21	1		0-0	.000	0-0	.000	0-0	.000	0-0-0	0	0	0	0	0	0
CENTRAL MICHIGAN	11/29/21	1		1-1	1.000	0-0	.000	0-0	.000	1-0-1	0	0	0	0	0	2
SOUTHERN	12/7/21															
at Notre Dame	12/11/21															
vs. RV/RV UNC	12/18/21	1		0-0	.000	0-0	.000	0-0	.000	0-0-0	0	0	0	0	0	0
WESTERN KENTUCKY	12/22/21	2		1-2	.500	0-1	.000	0-0	.000	0-0-0	0	0	0	0	0	2
MISSOURI	12/29/21															
HIGH POINT	12/31/21	3		1-1	1.000	0-0	.000	0-0	.000	0-0-0	0	0	0	0	0	2
at #21/21 LSU	1/4/22															
GEORGIA	1/8/22															
at Vanderbilt	1/11/22															

Career Statistics

Year	GP-GS	Min-Avg	FG-FGA	Pct	3FG-FGA	Pct	FT-FTA	Pct	Off-Def-Tot-Avg	PF-FO	Ast	TO	Blk	Stl	Pts	Avg
2019-20	4-0	3-0.8	0-0	.000	0-0	.000	0-0	.000	0-0-0-0.0	0-0	0	1	0	0	0	0.0
2020-21	2-0	3-1.5	0-0	.000	0-0	.000	0-0	.000	0-0-0-0.0	0-0	0	2	0	1	0	0.0
2021-22	8-0	12-1.5	3-4	.750	0-1	.000	0-0	.000	1-0-1-0.1	0-0	1	0	0	0	6	0.8
TOTAL	14-0	18-1.3	3-4	.750	0-1	.000	0-0	.000	1-0-1-0.1	0-0	1	3	0	1	6	0.4

ZAN PAYNE

RS-Junior | G/F | 6-4 | 215 lbs | Lexington, Ky. | Lexington Catholic High School

20



[@young_payne2321](#) |
 [@alexander.payne23](#) |
 [@ZanPaynepapi](#)

2021-22 SEASON/CAREER HIGHS		
Points		
Season	4	MOUNT ST. MARY'S (11/16/21)
Career	4	MOUNT ST. MARY'S (11/16/21)
Rebounds		
Season	2	WESTERN KENTUCKY (12/22/21)
Career	2	2x, last WKU (12/22/21)
Field Goals		
Season	1	2x, last WKU (12/22/21)
Career	1	3x, last WKU (12/22/21)
Field Goals Attempted		
Season	2	2x, last WKU (12/22/21)
Career	2	3x, last WKU (12/22/21)
3-Point Field Goals		
Season	-	
Career	-	
3-Point Field Goals Attempted		
Season	1	3x, last WKU (12/22/21)
Career	1	3x, last WKU (12/22/21)
Free Throws		
Season	2	MOUNT ST. MARY'S (11/16/21)
Career	2	MOUNT ST. MARY'S (11/16/21)
Free Throws Attempted		
Season	2	MOUNT ST. MARY'S (11/16/21)
Career	2	MOUNT ST. MARY'S (11/16/21)
Assists		
Season	-	
Career	-	
Steals		
Season	1	MOUNT ST. MARY'S (11/16/21)
Career	1	MOUNT ST. MARY'S (11/16/21)
Blocked Shots		
Season	-	
Career	-	
Minutes Played		
Season	3	HIGH POINT (12/31/21)
Career	3	2x, last HIGH POINT (12/31/21)
MISCELLANEOUS		
	2021-22	CAREER
Dunks	0	0
Double-Figure Scoring Games	0	0
Double-Figure Rebounding Games	0	0
Games With Double-Double	0	0
Games Led UK in Scoring	0	0
Games Led UK in Rebounding	0	0
Games Led UK in Assists	0	0
Games Led UK in Steals	0	0
Games Led UK in Blocks	0	0
Games With 3+ Assists	0	0
Games With 3+ Blocks	0	0
Games With 3+ Steals	0	0
Games With 3+ Three-Pointers	0	0

- Appeared in a career-high-tying three minutes of the win over High Point
- Scored two points and hauled in a pair of rebounds in two minutes of the win over Western Kentucky
- Recorded a career-high four points and a steal in the win over Mount St. Mary's
- Graduated in August with a degree in communication
- Appeared in two games in 2020-21 after missing the first two seasons from a knee injury suffered in high school
 - Played three minutes vs. South Carolina in the regular-season finale and scored his first points and grabbed his first two rebounds
 - Made his collegiate debut with a minute of action against Morehead Stat, his first action in any official game -- high school or college -- since February 2018
- Spent his first two seasons as Wildcat rehabbing his knee after suffering an injury during his senior season in high school. Took a medical redshirt in his first season
- A highly-productive player out of Lexington Catholic. Scored 1,282 career points, which ranks 14th all-time in program history
 - Also collected 934 career rebounds, which ranks fourth all-time in school history
 - Three-year starter in high school
 - Averaged 19.3 points and 8.7 rebounds a game as a senior at Lexington Catholic

BIO BLAST

Birthdate: March 23

Parents: Michelle and Kenny Payne

Degree: With a degree already in hand, he is now pursuing an undergraduate certificate in business and economics

Hitting the books ...
Three-time selection to the All-SEC Academic Team and a three-time Dean's List member

Gamer ...
A video game player, his favorites are NBA2K and Fortnite

Game-By-Game Statistics

Opponent	Date	GS	Min	FG-A	Pct.	3FG-A	Pct.	FT-A	Pct.	Off-Def-Tot	PF	Ast	TO	Blk	Stl	Pts
vs. #9/9 Duke	11/9/21															
				DNP - Coach's Decision												
ROBERT MORRIS	11/12/21	1	0-0	.000	0-0	.000	0-0	.000	0-0-0	0	0	0	0	0	0	0
MOUNT ST. MARY'S	11/16/21	2	1-1	1.000	0-0	.000	2-2	1.000	0-0-0	0	0	0	0	0	1	4
RV/- OHIO	11/19/21			DNP - Coach's Decision												
UALBANY	11/22/21	1	0-0	.000	0-0	.000	0-0	.000	0-0-0	0	0	0	0	0	0	0
NORTH FLORIDA	11/26/21	1	0-2	.000	0-1	.000	0-0	.000	0-0-0	0	0	0	0	0	0	0
CENTRAL MICHIGAN	11/29/21	1	0-1	.000	0-1	.000	0-0	.000	0-0-0	0	0	0	0	0	0	0
SOUTHERN	12/7/21			DNP - Coach's Decision												
at Notre Dame	12/11/21			DNP - Coach's Decision												
vs. RV/RV UNC	12/18/21	1	0-0	.000	0-0	.000	0-0	.000	0-0-0	1	0	0	0	0	0	0
WESTERN KENTUCKY	12/22/21	2	1-2	.500	0-1	.000	0-0	.000	0-2-2	0	0	0	0	0	0	2
MISSOURI	12/29/21			DNP - Coach's Decision												
HIGH POINT	12/31/21	3	0-0	.000	0-0	.000	0-0	.000	0-0-0	0	0	1	0	0	0	0
at #21/21 LSU	1/4/22			DNP - Coach's Decision												
GEORGIA	1/8/22			DNP - Coach's Decision												
at Vanderbilt	1/11/22			DNP - Coach's Decision												

Career Statistics

Year	GP-GS	Min-Avg	FG-FGA	Pct	3FG-FGA	Pct	FT-FTA	Pct	Off-Def-Tot-Avg	PF-FO	Ast	TO	Blk	Stl	Pts	Avg
2020-21	2-0	4-2.0	1-2	.500	0-0	.000	0-0	.000	1-1-2-1.0	0-0	0	0	0	0	2	1.0
2021-22	8-0	12-1.5	2-6	.333	0-3	.000	2-2	1.000	0-2-2-0.3	1-0	0	1	0	1	6	0.8
TOTAL	10-0	16-1.6	3-8	.375	0-3	.000	2-2	1.000	1-3-4-0.4	1-0	0	1	0	1	8	0.8

BRYCE HOPKINS

Freshman | Forward | 6-6 | 220 lbs | Oak Park, Ill. | Fenwick High School

23



[@BryceHopkins](#) |
 [@brycehopkins](#)

2021-22 SEASON/CAREER HIGHS		
Points		
Season	7, 2x, last NORTH FLORIDA (11/26/21)	
Career	7, 2x, last NORTH FLORIDA (11/26/21)	
Rebounds		
Season	7, OHIO (11/19/21)	
Career	7, OHIO (11/19/21)	
Field Goals		
Season	3, CENTRAL MICHIGAN (11/29/21)	
Career	3, CENTRAL MICHIGAN (11/29/21)	
Field Goals Attempted		
Season	9, CENTRAL MICHIGAN (11/29/21)	
Career	9, CENTRAL MICHIGAN (11/29/21)	
3-Point Field Goals		
Season	2, NORTH FLORIDA (11/26/21)	
Career	2, NORTH FLORIDA (11/26/21)	
3-Point Field Goals Attempted		
Season	3, 2x, last CENTRAL MICH. (11/29/21)	
Career	3, 2x, last CENTRAL MICH. (11/29/21)	
Free Throws		
Season	2, OHIO (11/19/21)	
Career	2, OHIO (11/19/21)	
Free Throws Attempted		
Season	2, 2x, last NORTH FLORIDA (11/26/21)	
Career	2, 2x, last NORTH FLORIDA (11/26/21)	
Assists		
Season	3, CENTRAL MICHIGAN (11/29/21)	
Career	3, CENTRAL MICHIGAN (11/29/21)	
Steals		
Season	1, 4x, last GEORGIA (1/8/22)	
Career	1, 4x, last GEORGIA (1/8/22)	
Blocked Shots		
Season	1, 2x, last UALBANY (11/22/21)	
Career	1, 2x, last UALBANY (11/22/21)	
Minutes Played		
Season	17, CENTRAL MICHIGAN (11/29/21)	
Career	17, CENTRAL MICHIGAN (11/29/21)	
MISCELLANEOUS		
	2021-22	CAREER
Dunks	1	1
Double-Figure		
Scoring Games	0	0
Double-Figure		
Rebounding Games	0	0
Games With		
Double-Double	0	0
Games Led UK		
in Scoring	0	0
Games Led UK		
in Rebounding	0	0
Games Led UK		
in Assists	0	0
Games Led UK		
in Steals	0	0
Games Led UK		
in Blocks	0	0
Games With		
3+ Assists	1	1
Games With		
3+ Blocks	0	0
Games With		
3+ Steals	0	0
Games With		
3+ Three-Pointers	0	0

- Scored five points, including his first career dunk, in nine minutes against North Carolina
- Contributed six points, four rebounds and three assists against Central Michigan
- Tied his career high with seven points, including two 3-pointers, in eight minutes vs. North Florida
- With his front-court teammates in foul trouble, made the most of his opportunity in the win vs. Ohio with seven points and seven rebounds with most of his production coming in the critical first half when Oscar Tshiebwe was forced to the bench
- Scored his first career points (four) in 12 minutes in the win vs. Robert Morris
- Recorded 18 points and nine rebounds in the Blue-White Game
- Considered a four-star prospect
- Consensus top-50 recruit in the class of 2021 and ranked as high as No. 33 overall by ESPN
- Drawn rave reviews in the preseason from coaches and teammates for his skills and physicality
- Averaged 24.4 points, 12.5 rebounds, 3.0 assists, 1.8 steals and 1.5 blocks per game as for Fenwick High School in his senior season
- MaxPreps Illinois Player of the Year
- Tabbed to the Chicago Land Prep Hoops All-State First Team
- Two-time Chicago League Player of the Year
- Named to the Jordan Brand Classic and the Allen Iverson Roundball Classic

BIO BLAST

Birthdate: Sept. 7

Parents: Karen and Clyde Hopkins

Major: Communication

In the genes ...

Father played basketball at Tennessee Tech

Why No. 23 ...

Because of Michael Jordan and LeBron James

Best basketball memory ...

Committing to Kentucky

Game-By-Game Statistics

Opponent	Date	GS	Min	FG-A	Pct.	3FG-A	Pct.	FT-A	Pct.	Off-Def-Tot	PF	Ast	TO	Blk	Stl	Pts
vs. #9/9 Duke	11/9/21	3	0-1	.000	0-0	.000	0-0	.000	0-0-0	0	0	0	0	0	0	0
ROBERT MORRIS	11/12/21	12	2-3	.667	0-0	.000	0-0	.000	0-2-2	1	0	1	0	0	4	4
MOUNT ST. MARY'S	11/16/21	14	1-4	.250	0-1	.000	0-0	.000	0-1-1	2	0	0	1	1	2	2
RV/- OHIO	11/19/21	16	2-4	.500	1-2	.500	2-2	1.000	3-4-7	1	1	1	0	0	7	7
UALBANY	11/22/21	10	1-1	1.000	0-0	.000	0-0	.000	1-2-3	0	0	1	1	0	2	2
NORTH FLORIDA	11/26/21	8	2-3	.667	2-3	.667	1-2	.500	1-1-2	0	0	2	0	0	7	7
CENTRAL MICHIGAN	11/29/21	17	3-9	.333	0-3	.000	0-0	.000	3-1-4	0	3	1	0	0	6	6
SOUTHERN	12/7/21	2	0-0	.000	0-0	.000	0-0	.000	0-0-0	0	0	0	0	0	0	0
at Notre Dame	12/11/21	5	0-2	.000	0-2	.000	0-0	.000	0-0-0	0	0	0	0	0	0	0
vs. RV/RV UNC	12/18/21	9	2-3	.667	1-1	1.000	0-0	.000	0-2-2	2	0	0	0	0	1	5
WESTERN KENTUCKY	12/22/21	5	1-3	.333	0-0	.000	0-0	.000	3-0-3	0	0	2	0	0	2	2
MISSOURI	12/29/21	5	1-2	.500	0-0	.000	0-0	.000	0-0-0	0	0	0	0	0	2	2
HIGH POINT	12/31/21	12	1-3	.333	0-2	.000	0-1	.000	0-0-0	0	1	1	0	1	2	2
at #21/21 LSU	1/4/22	2	0-1	.000	0-0	.000	0-0	.000	1-0-1	1	0	2	0	0	0	0
GEORGIA	1/8/22	6	0-1	.000	0-0	.000	0-0	.000	0-0-0	2	1	1	0	1	0	0
at Vanderbilt	1/11/22	15	1-2	.500	0-0	.000	0-0	.000	1-4-5	2	1	1	0	0	2	2

Career Statistics

Year	GP-GS	Min-Avg	FG-FGA	Pct	3FG-FGA	Pct	FT-FTA	Pct	Off-Def-Tot-Avg	PF-FO	Ast	TO	Blk	Stl	Pts	Avg
2021-22	16-0	141-8.8	17-42	.405	4-14	.286	3-5	.600	13-17-30-1.9	11-0	7	13	2	4	41	2.6
TOTAL	16-0	141-8.8	17-42	.405	4-14	.286	3-5	.600	13-17-30-1.9	11-0	7	13	2	4	41	2.6

KAREEM WATKINS

Sophomore | Guard | 5-8 | 170 lbs | Camden, N.J. | Kingsway Regional High School

25



@stink_cvp

2021-22 SEASON/CAREER HIGHS		
Points		
Season	-	
Career	-	
Rebounds		
Season	1, 3x, last CENTRAL MICH. (11/29/21)	
Career	1, 3x, last CENTRAL MICH. (11/29/21)	
Field Goals		
Season	-	
Career	-	
Field Goals Attempted		
Season	1, CENTRAL MICHIGAN (11/29/21)	
Career	1, CENTRAL MICHIGAN (11/29/21)	
3-Point Field Goals		
Season	-	
Career	-	
3-Point Field Goals Attempted		
Season	-	
Career	-	
Free Throws		
Season	-	
Career	-	
Free Throws Attempted		
Season	-	
Career	-	
Assists		
Season	1, 2x, last WKU (12/22/21)	
Career	1, 2x, last WKU (12/22/21)	
Steals		
Season	1, 2x, last HIGH POINT (12/31/21)	
Career	1, 2x, last HIGH POINT (12/31/21)	
Blocked Shots		
Season	-	
Career	-	
Minutes Played		
Season	3, HIGH POINT (12/31/21)	
Career	3, HIGH POINT (12/31/21)	
MISCELLANEOUS		
	2021-22	CAREER
Dunks	0	0
Double-Figure Scoring Games	0	0
Double-Figure Rebounding Games	0	0
Games With Double-Double	0	0
Games Led UK in Scoring	0	0
Games Led UK in Rebounding	0	0
Games Led UK in Assists	0	0
Games Led UK in Steals	0	0
Games Led UK in Blocks	0	0
Games With 3+ Assists	0	0
Games With 3+ Blocks	0	0
Games With 3+ Steals	0	0
Games With 3+ Three-Pointers	0	0

- Had a steal in a career-high three minutes of the win over High Point
- Dished out an assist in two minutes of the win over Western Kentucky
- Recorded his first career assist and first career steal in a minute vs. North Florida
- Hauled in his first career rebound in two minutes of the win vs. Mount St. Mary's. Also had a rebound in a minute of action against Central Michigan
- Saw his first career action with two minutes vs. South Carolina in 2020-21
- Appeared in all 26 games for Kingsway Regional High School during his senior season
 - Averaged 8.7 points per game and notched 11 double-figure scoring efforts
 - Knocked down multiple 3-pointers in 12 games
 - Scored a season-high 19 points on six made 3s with four assists against Woodstown
- Also posted 16 points, five rebounds and four assists at Clearview and recorded 15 points, six boards and five dimes vs. Cumberland
- Dished out four or more assists in 14 games
- Produced three or more steals in 10 games
- Helped advance Kingsway to the 2020 NJSIAA Group 4 Championship field of 64
- With a 38.5-inch vertical, can dunk despite his size

BIO BLAST

Birthday: Feb. 3

Parents: Syreeta Brittingham and Dajuan Wagner

Major: Finance

Hidden talent ... Can juggle

Pregame playlist ...

Listens to NBA YoungBoy, Polo G and Lil Durk

La Familia ...

Stepson of Dajuan Wagner, John Calipari's first one-and-done player at Memphis

Game-By-Game Statistics

Opponent	Date	GS	Min	FG-A	Pct.	3FG-A	Pct.	FT-A	Pct.	Off-Def-Tot	PF	Ast	TO	Blk	Stl	Pts
vs. #9/9 Duke	11/9/21															
ROBERT MORRIS	11/12/21	1	0-0	.000	0-0	.000	0-0	.000	0-0-0	0	0	0	0	0	0	0
MOUNT ST. MARY'S	11/16/21	2	0-0	.000	0-0	.000	0-0	.000	0-1-1	1	0	2	0	0	0	0
RV/- OHIO	11/19/21															
UALBANY	11/22/21	1	0-0	.000	0-0	.000	0-0	.000	0-0-0	1	0	0	0	0	0	0
NORTH FLORIDA	11/26/21	1	0-0	.000	0-0	.000	0-0	.000	1-0-1	0	1	0	0	0	1	0
CENTRAL MICHIGAN	11/29/21	1	0-1	.000	0-0	.000	0-0	.000	0-1-1	0	0	0	0	0	0	0
SOUTHERN	12/7/21															
at Notre Dame	12/11/21															
vs. RV/RV UNC	12/18/21	1	0-0	.000	0-0	.000	0-0	.000	0-0-0	0	0	0	0	0	0	0
WESTERN KENTUCKY	12/22/21	2	0-0	.000	0-0	.000	0-0	.000	0-0-0	0	1	0	0	0	0	0
MISSOURI	12/29/21															
HIGH POINT	12/31/21	3	0-0	.000	0-0	.000	0-0	.000	0-0-0	0	0	0	0	0	1	0
at #21/21 LSU	1/4/22															
GEORGIA	1/8/22															
at Vanderbilt	1/11/22															

Career Statistics

Year	GP-GS	Min-Avg	FG-FGA	Pct	3FG-FGA	Pct	FT-FTA	Pct	Off-Def-Tot-Avg	PF-FO	Ast	TO	Blk	Stl	Pts	Avg
2020-21	1-0	2-2.0	0-0	.000	0-0	.000	0-0	.000	0-0-0-0.0	0-0	0	0	0	0	0	0.0
2021-22	8-0	12-1.5	0-1	.000	0-0	.000	0-0	.000	1-2-3-0.4	2-0	2	2	0	2	0	0.0
TOTAL	9-0	14-1.6	0-1	.000	0-0	.000	0-0	.000	1-2-3-0.3	2-0	2	2	0	2	0	0.0

KELLAN GRADY

Graduate | Guard | 6-5 | 205 lbs | Boston | Davidson College

31



[@KellanGrady31](#) |
 [@kellangrady31](#)

2021-22 SEASON/CAREER HIGHS*		
Points		
Season	23, 2x, last HIGH POINT (12/31/21)	
Career	39, at St. Bonaventure (2/27/18)	
Rebounds		
Season	6, vs. North Carolina (12/18/21)	
Career	10, VS. Marquette (11/28/19)	
Field Goals		
Season	8, HIGH POINT (12/31/21)	
Career	12, 2x, last LIPSCOMB (3/9/19)	
Field Goals Attempted		
Season	13, 2x, last GEORGIA (1/8/22)	
Career	26, at St. Bonaventure (2/27/18)	
3-Point Field Goals		
Season	7, HIGH POINT (12/31/21)	
Career	7, 4x, last HIGH POINT (12/31/21)	
3-Point Field Goals Attempted		
Season	12, at LSU (1/4/22)	
Career	14, at St. Boneventure (2/27/18)	
Free Throws		
Season	3, 2x, last WKU (12/22/21)	
Career	16, at St. Bonaventure (2/27/18)	
Free Throws Attempted		
Season	5, WESTERN KENTUCKY (12/22/21)	
Career	16, at St. Bonaventure (2/27/18)	
Assists		
Season	3, 2x, last SOUTHERN (12/7/21)	
Career	6, NEVADA (11/19/19)	
Steals		
Season	3, ROBERT MORRIS (11/12/21)	
Career	4, 2x, last vs. NEVADA (11/19/19)	
Blocked Shots		
Season	1, HIGH POINT (12/31/21)	
Career	2, vs. Northeastern (11/24/18)	
Minutes Played		
Season	39, 2x, last GEORGIA (1/8/22)	
Career	57, at George Washington (1/29/20)	
MISCELLANEOUS		
	2021-22	CAREER*
Dunks	3	39
Double-Figure Scoring Games	6	102
Double-Figure Rebounding Games	0	1
Games With Double-Double	0	1
Games Led UK in Scoring	3	54
Games Led UK in Rebounding	0	15
Games Led UK in Assists	0	18
Games Led UK in Steals	6	47
Games Led UK in Blocks	0	11
Games With 3+ Assists	2	46
Games With 3+ Blocks	0	0
Games With 3+ Steals	1	12
Games With 3+ Three-Pointers	8	51

*includes Davidson statistics

- Made a team-high 44 3-pointers
- Shooting 44.9% from 3, ranked first in the SEC and 19th nationally through games on Jan. 11
- Matched his season high with 23 points on a career-high-tying seven 3s in the win over High Point
- Scored a season-high 23 points with six 3-pointers in the win over Western Kentucky
- 18 points with five 3-pointers to go along with a season-high six rebounds in the North Carolina win
- Scored a game-high 19 points with four 3-pointers in the win vs. Robert Morris
- Graduate transfer from Davidson
- Preseason All-SEC Second Team pick by the league's media and coaches
- Jerry West Award preseason watch list for the country's top shooting guard
- Sixth player in Davidson history with 2,000 career points
- Entered the 2021-22 season with the second-most points in the nation
- Averaged more than 17 points per game in all four seasons at Davidson
- All-Atlantic 10 Team all four seasons, including first-team honors his senior, sophomore years
- Averaged 17.1 points, 4.6 rebounds and 2.4 assists per game in his senior season
 - Made three or more 3s in 11 outings
 - Recorded 32 points and six boards against George Mason
- Averaged 17.2 points per game, which ranked fifth in the league, in 2019-20
 - Averaged 18.0 points per game against league foes
 - Recorded his first-career double-double with 28 points and 10 rebounds against Marquette
- Ranked third in the league with 17.3 points per game
 - Topped double digits in 22 games, including 13 20-point efforts
 - Three-time Atlantic 10 Player of the Week
- Named the Atlantic 10 Rookie of the Year in his freshman season after averaging 18.0 points per game on 50.1% shooting
 - Five-time Atlantic 10 Rookie of the Week
 - Second freshman in school history to begin his career with consecutive 20-point outings
 - Made 73 3-pointers, including at least four treys in eight games
- Led Northfield Mount Hermon to the 2015 Massachusetts Division I state title and the 2016 New England Championship

BIO BLAST

Birthdate: Sept. 11

Parents: Danielle and Rob Grady

Major: Undergraduate certificate in business and economics

Social justice leader ...

Launched CARE, a social justice initiative aimed at raising awareness about racial injustice and to promote and create change in equality

Leadership runs in the family ...

Grandmother is Sophia Theresa Williams-de Bruyn, a former South African anti-apartheid activist

Game-By-Game Statistics

Opponent	Date	GS	Min	FG-A	Pct.	3FG-A	Pct.	FT-A	Pct.	Off-Def-Tot	PF	Ast	TO	Blk	Stl	Pts
vs. #9/9 Duke	11/9/21	*	31	3-8	.375	3-7	.429	0-0	.000	0-2-2	0	0	0	0	1	9
ROBERT MORRIS	11/12/21	*	24	7-11	.636	4-6	.667	1-1	1.000	0-0-0	0	1	0	0	3	19
MOUNT ST. MARY'S	11/16/21	*	23	3-5	.600	2-3	.667	0-0	.000	1-1-2	0	0	0	0	2	8
RV/- OHIO	11/19/21	*	20	0-2	.000	0-1	.000	0-0	.000	0-1-1	0	0	0	0	0	0
UALBANY	11/22/21	*	29	4-7	.571	3-5	.600	3-4	.750	0-2-2	2	1	1	0	0	14
NORTH FLORIDA	11/26/21	*	25	4-11	.364	0-4	.000	0-0	.000	0-1-1	0	1	0	0	2	8
CENTRAL MICHIGAN	11/29/21	*	28	3-8	.375	1-5	.200	0-0	.000	0-1-1	0	3	1	0	2	7
SOUTHERN	12/7/21	*	35	3-7	.429	3-7	.429	0-0	.000	0-0-0	0	3	1	0	0	9
at Notre Dame	12/11/21	*	35	3-8	.375	2-7	.286	0-0	.000	0-4-4	1	1	0	0	0	8
vs. RV/RV UNC	12/18/21	*	31	6-8	.750	5-7	.714	1-2	.500	0-6-6	1	1	1	0	0	18
WESTERN KENTUCKY	12/22/21	*	34	7-10	.700	6-9	.667	3-5	.600	1-2-3	0	1	0	0	0	23
MISSOURI	12/29/21	*	32	2-5	.400	2-5	.400	2-2	1.000	0-1-1	1	0	0	0	1	8
HIGH POINT	12/31/21	*	25	8-12	.667	7-10	.700	0-1	.000	1-3-4	0	0	1	1	2	23
at #21/21 LSU	1/4/22	*	39	4-13	.308	4-12	.333	1-2	.500	0-1-1	1	2	2	0	2	13
GEORGIA	1/8/22	*	39	4-13	.308	1-7	.143	0-0	.000	1-1-2	2	1	2	0	2	9
at Vanderbilt	1/11/22	*	35	4-9	.444	1-3	.333	0-0	.000	0-0-0	1	2	1	0	0	9

Career Statistics

Year	GP-GS	Min-Avg	FG-FGA	Pct	3FG-FGA	Pct	FT-FTA	Pct	Off-Def-Tot-Avg	PF-FO	Ast	TO	Blk	Stl	Pts	Avg
2017-18	33-32	1163-35.2	219-437	.501	73-196	.372	82-102	.804	23-85-108-3.3	68-0	64	32	3	27	593	18.0
2018-19	30-30	1127-37.6	194-430	.451	58-170	.341	72-98	.735	12-122-134-4.5	46-0	57	50	5	31	518	17.3
2019-20	30-29	1074-35.8	185-400	.463	51-138	.370	94-118	.797	16-110-126-4.2	55-0	75	62	5	35	515	17.2
2020-21	22-22	756-34.4	136-289	.471	58-152	.382	46-68	.676	9-93-102-4.6	26-0	52	35	5	17	376	17.1
2021-22	16-16	485-30.3	65-137	.474	44-98	.449	11-17	.647	4-26-30-1.9	9-0	17	10	1	17	185	11.6
TOTAL	131-129	4605-35.2	799-1693	.472	284-754	.377	305-403	.757	64-435-499-3.8	204-0	265	189	19	127	2187	16.7

OSCAR TSHIEBWE

Junior | Forward | 6-9 | 255 lbs | Lubumbashi, Democratic Republic of the Congo | West Virginia University

34



[@Oscartshiebwe34](#) |
 [@oscar_tshiebwe](#) |
 [@Oscartshiebwe34](#)

2021-22 SEASON/CAREER HIGHS*		
Points		
Season	30, at Vanderbilt (1/11/22)	
Career	30, at Vanderbilt (1/11/22)	
Rebounds		
Season	28, WESTERN KENTUCKY (12/22/21)	
Career	28, WESTERN KENTUCKY (12/22/21)	
Field Goals		
Season	13, GEORGIA (1/8/22)	
Career	13, GEORGIA (1/8/22)	
Field Goals Attempted		
Season	20, GEORGIA (1/8/22)	
Career	20, GEORGIA (1/8/22)	
3-Point Field Goals		
Season	-	
Career	-	
3-Point Field Goals Attempted		
Season	-	
Career	-	
Free Throws		
Season	9, MISSOURI (12/29/21)	
Career	9, 2x, last MISSOURI (12/29/21)	
Free Throws Attempted		
Season	11, CENTRAL MICHIGAN (11/29/21)	
Career	13, vs. Wichita State (11/27/19)	
Assists		
Season	3, ROBERT MORRIS (11/12/21)	
Career	3, 2x, last ROBERT MORRIS (11/12/21)	
Steals		
Season	3, 3x, last WKU (12/22/21)	
Career	3, 5x, last WKU (12/22/21)	
Blocked Shots		
Season	4, SOUTHERN (12/7/21)	
Career	4, 2x, last SOUTHERN (12/7/21)	
Minutes Played		
Season	39, GEORGIA (1/8/22)	
Career	39, GEORGIA (1/8/22)	
MISCELLANEOUS		
	2021-22	CAREER
Dunks	27	58
Double-Figure Scoring Games	14	38
Double-Figure Rebounding Games	14	29
Games With Double-Double	12	24
Games Led UK in Scoring	7	17
Games Led UK in Rebounding	15	35
Games Led UK in Assists	0	0
Games Led UK in Steals	8	26
Games Led UK in Blocks	9	20
Games With 3+ Assists	1	2
Games With 3+ Blocks	3	6
Games With 3+ Steals	3	5
Games With 3+ Three-Pointers	0	0

*includes West Virginia statistics

- Leads the country in rebounding (15.1), offensive rebounds per game (5.3) and defensive rebounding percentage (36.0%) through games on Jan. 11
- Leads UK with 17.0 points per game and six 20 or more scoring efforts
- Ranks second in the nation with 12 double-doubles through games on Jan. 11
- Four 20-rebound performances this season
- Looking to become the first player to average at least 15 points and at least 15 rebounds per game since Drake's Lewis Lloyd (30.2 ppg, 15.0 rpg) and Alcorn State's Larry Smith (20.1 ppg, 15.1 rpg) did it in 1979-80
- Averaging 29.5 points and 15 rebounds over the last two games
 - Recorded a career-high 30 points and 13 rebounds at Vanderbilt, the first Wildcat with at least 30 points and at least 10 rebounds since Patrick Patterson had 33 points and 11 boards vs. Tennessee State on Dec. 22, 2008
 - Posted 29 points and 17 rebounds vs. Georgia, the first UK player with at least 29 points and at least 17 rebounds in a game since Jamal Mashburn totaled 38 points and 19 boards vs. Eastern Kentucky on Dec. 8, 1992
- Set a Rupp Arena record with 28 rebounds in the win over Western Kentucky, more than WKU's entire team (27)
 - Tied for the sixth-most rebounds in UK history and the most for a Wildcat in a regulation-length game in more than 52 years, when Dan Issel grabbed 29 rebounds vs. LSU on February 22, 1969
 - According to STATS, his 28 rebounds are the most in Division I college basketball since Kendall Gray from Delaware State recorded 30 at Coppin State on March 5, 2015
 - Named USBWA National Player of the Week, NCAA March Madness National Player of the Week and SEC Co-Player of the Week on Dec. 27 after the performance
- Dominant in his UK debut with 17 points and a career-high 20 rebounds vs. No. 9/9 Duke
 - In addition to setting the Champions Classic record for rebounds, he also set the UK record for most boards in a Wildcat debut and set a Calipari era record high
- First UK player with three games of at least 20 points and at least 15 rebounds since Kenny Walker did it five times in the 1984-85 season
- Made the John R. Wooden Award and Lute Olson midseason watch lists for national player of the year
- Kareem Abdul-Jabbar preseason watch list for nation's best center
- Transferred to Kentucky in mid-January after a season and a half at West Virginia
 - Joined the team in early February but was not eligible for competition for the 2020-21 season under previous NCAA transfer rules; did practice with the team
- Appeared in 10 games his sophomore season and averaged 8.5 points and 7.8 rebounds
- Named to the 2019-20 All-Big 12 Conference Second Team and Big 12 All-Freshman Team in his first season
 - Led the team in scoring (11.2 points per game) and rebounding (9.3 boards per game)
 - Led WVU as a freshman with 19 games in double figures and 10 double-doubles
 - First in the Big 12 in offensive rebounds per game (4.1) and second in rebounds per game (9.3)
 - Led the country in offensive rebounding percentage (19.0%) in 2019-20
- Two-time Pennsylvania state champion with 1,480 career points at Kennedy Catholic High School

BIO BLAST

Birthdate: Nov. 27

Parents: Kaya Rosalie and the late Mbuyi Tshiebwe

Major: Communication

Did you know ...
He moved to the U.S. at 16 and had not seen his family in person since then until this past summer

He chose 34 because ...
His favorite big man of all-time is Hakeem Olajuwon

Multilingual ...
He can speak six different languages

Game-By-Game Statistics*

Opponent	Date	GS	Min	FG-A	Pct.	3FG-A	Pct.	FT-A	Pct.	Off-Def-Tot	PF	Ast	TO	Blk	Stl	Pts
vs. #9/9 Duke	11/9/21	*	29	8-14	.571	0-0	.000	1-1	1.000	12-8-20	3	1	2	2	1	17
ROBERT MORRIS	11/12/21	*	29	5-11	.455	0-0	.000	4-6	.667	10-10-20	2	3	1	3	0	14
MOUNT ST. MARY'S	11/16/21	*	33	11-14	.786	0-0	.000	2-2	1.000	5-11-16	2	1	2	3	1	24
RV/- OHIO	11/19/21	*	20	0-3	.000	0-0	.000	0-0	.000	6-4-10	2	1	1	0	0	0
UALBANY	11/22/21	*	22	6-6	1.000	0-0	.000	0-1	.000	3-11-14	4	0	4	0	1	12
NORTH FLORIDA	11/26/21	*	32	5-9	.556	0-0	.000	2-3	.667	5-11-16	1	2	3	2	2	12
CENTRAL MICHIGAN	11/29/21	*	26	6-8	.750	0-0	.000	8-11	.727	7-9-16	3	0	0	1	3	20
SOUTHERN	12/7/21	*	24	9-11	.818	0-0	.000	5-7	.714	4-7-11	4	2	0	4	2	23
at Notre Dame	12/11/21	*	37	11-14	.786	0-0	.000	3-4	.750	3-4-7	1	1	1	2	3	25
vs. RV/RV UNC	12/18/21	*	22	7-12	.583	0-0	.000	2-3	.667	4-8-12	4	1	2	0	0	16
WESTERN KENTUCKY	12/22/21	*	35	6-12	.500	0-0	.000	2-2	1.000	5-23-28	1	0	2	1	3	14
MISSOURI	12/29/21	*	30	2-10	.200	0-0	.000	9-10	.900	7-13-20	4	0	4	2	1	13
HIGH POINT	12/31/21	*	25	7-8	.875	0-0	.000	1-2	.500	3-5-8	1	1	1	0	0	15
at #21/21 LSU	1/4/22	*	29	4-9	.444	0-0	.000	0-3	.000	4-9-13	2	0	2	1	2	8
GEORGIA	1/8/22	*	39	13-20	.650	0-0	.000	3-4	.750	5-12-17	4	1	0	2	1	29
at Vanderbilt	1/11/22	*	34	11-16	.688	0-0	.000	8-10	.800	2-11-13	2	1	0	0	1	30

Career Statistics

Year	GP-GS	Min-Avg	FG-FGA	Pct	3FG-FGA	Pct	FT-FTA	Pct	Off-Def-Tot-Avg	PF-FO	Ast	TO	Blk	Stl	Pts	Avg
2019-20	31-31	717-23.1	123-223	.552	0-0	.000	102-144	.708	128-159-287-9.3	85-1	11	53	32	23	348	11.2
2020-21	10-10	200-20.0	34-65	.523	0-0	.000	17-28	.607	38-40-78-7.8	25-1	7	12	4	4	85	8.5
2021-22	16-16	466-29.1	111-177	.627	0-0	.000	50-69	.725	85-156-241-15.1	40-0	15	25	23	21	272	17.0
TOTAL	57-57	1383-24.3	268-465	.576	0-0	.000	169-241	.701	251-355-606-10.6	150-2	33	90	59	48	705	12.4



2021-22 SEASON/CAREER HIGHS		
Points		
Season	5, MISSOURI (12/29/21)	
Career	8, at Missouri (2/3/21)	
Rebounds		
Season	5, HIGH POINT (12/31/21)	
Career	13, at Mississippi State (1/2/21)	
Field Goals		
Season	2, NORTH FLORIDA (11/26/21)	
Career	3, 2x, last at Missouri (2/3/21)	
Field Goals Attempted		
Season	3, NORTH FLORIDA (11/26/21)	
Career	5, at Louisville (12/26/20)	
3-Point Field Goals		
Season	-	
Career	-	
3-Point Field Goals Attempted		
Season	-	
Career	-	
Free Throws		
Season	5, MISSOURI (12/29/21)	
Career	5, MISSOURI (12/29/21)	
Free Throws Attempted		
Season	6, MISSOURI (12/29/21)	
Career	6, MISSOURI (12/29/21)	
Assists		
Season	1, vs. North Carolina (12/18/21)	
Career	4, at Mississippi State (1/2/21)	
Steals		
Season	1, at LSU (1/4/22)	
Career	2, vs. North Carolina (12/19/20)	
Blocked Shots		
Season	2, HIGH POINT (12/31/21)	
Career	3, at Missouri (2/3/21)	
Minutes Played		
Season	13, 2x, last at LSU (1/4/22)	
Career	35, at Mississippi State (1/2/21)	
MISCELLANEOUS		
	2021-22	CAREER
Dunks	3	6
Double-Figure		
Scoring Games	0	0
Double-Figure		
Rebounding Games	0	2
Games With		
Double-Double	0	0
Games Led UK		
in Scoring	0	0
Games Led UK		
in Rebounding	0	2
Games Led UK		
in Assists	0	0
Games Led UK		
in Steals	0	1
Games Led UK		
in Blocks	3	5
Games With		
3+ Assists	0	1
Games With		
3+ Blocks	0	1
Games With		
3+ Steals	0	0
Games With		
3+ Three-Pointers	0	0

- Scored a season-high five points -- all at the free-throw line -- in the victory over Missouri
- Grabbed four rebounds in a season-high 13 minutes in the victory vs. North Carolina
- Returned vs. North Florida after missing the previous three games with an ankle injury
- Played nine tough minutes for the Wildcats against No. 9/9 Duke. He contributed two points, two rebounds and a blocked shot
- Key reserve for the Wildcats who added physicality and quality rebounding in his freshman season
 - Appeared in 21 games with three starts
 - Enjoyed a season-best performance at Missouri with eight points, 10 rebounds and a career-high three blocks in 29 minutes
 - Seven points in the win vs. LSU
 - Instrumental in the nine-point comeback at Mississippi State with a career-high 13 rebounds, a career-high four assists and four points in a career-high 35 minutes
 - Solid breakthrough performance vs. North Carolina, scoring his first field goals in addition to seven rebounds in 21 minutes
- Averaged 11.8 points, 7.9 rebounds, 1.3 assists, 1.4 steals and 1.3 blocks at Camden High School, which won its final 25 games
 - Named the NJ.com Player of the Year and was a NJ.com All-State First Team selection
 - Averaged 14.4 points, 6.4 rebounds and 2.4 blocks per game
 - Four-star prospect ranked as high as No. 36 in the 2020 class by Rivals
 - Selected to the Allen Iverson Roundball Classic
- 7-foot-1 wingspan and 6.7% body fat

BIO BLAST

Birthday: Feb. 8

Parents: Monique Ripka and Stephen Ware

Major: Undeclared/exploratory studies in agriculture

Why No. 55 ...
Because it is unique

Rival motivation ...
Began pursuing basketball as a future career after meeting and training with Louisville great Pervis Ellison in middle school

Game-By-Game Statistics

Opponent	Date	GS	Min	FG-A	Pct.	3FG-A	Pct.	FT-A	Pct.	Off-Def-Tot	PF	Ast	TO	Blk	Stl	Pts
vs. #9/9 Duke	11/9/21		9	1-2	.500	0-0	.000	0-0	.000	1-1-2	2	0	1	1	0	2
ROBERT MORRIS	11/12/21		1	0-0	.000	0-0	.000	0-0	.000	0-0-0	0	0	0	0	0	0
MOUNT ST. MARY'S	11/16/21															
RV/- OHIO	11/19/21															
UALBANY	11/22/21															
NORTH FLORIDA	11/26/21		7	2-3	.667	0-0	.000	0-0	.000	0-1-1	1	0	1	0	0	4
CENTRAL MICHIGAN	11/29/21		7	0-0	.000	0-0	.000	0-2	.000	0-1-1	1	0	0	1	0	0
SOUTHERN	12/7/21		3	0-0	.000	0-0	.000	1-2	.500	0-0-0	1	0	1	0	0	1
at Notre Dame	12/11/21															
vs. RV/RV UNC	12/18/21		13	0-1	.000	0-0	.000	1-2	.500	2-2-4	4	1	1	1	0	1
WESTERN KENTUCKY	12/22/21															
MISSOURI	12/29/21		7	0-0	.000	0-0	.000	5-6	.833	0-3-3	1	0	0	0	0	5
HIGH POINT	12/31/21		8	1-1	1.000	0-0	.000	0-0	.000	1-4-5	0	0	2	2	0	2
at #21/21 LSU	1/4/22		13	1-1	1.000	0-0	.000	0-4	.000	0-3-3	2	0	2	0	1	2
GEORGIA	1/8/22		1	1-1	1.000	0-0	.000	0-0	.000	0-0-0	1	0	0	0	0	2
at Vanderbilt	1/11/22															

Career Statistics

Year	GP-GS	Min-Avg	FG-FGA	Pct	3FG-FGA	Pct	FT-FTA	Pct	Off-Def-Tot-Avg	PF-FO	Ast	TO	Blk	Stl	Pts	Avg
2020-21	21-3	253-12.0	13-32	.406	0-0	.000	15-27	.556	24-39-63-3.0	41-1	8	19	11	6	41	2.0
2021-22	10-0	69-6.9	6-9	.667	0-0	.000	7-16	.438	4-15-19-1.9	13-0	1	8	5	1	19	1.9
TOTAL	31-3	322-10.4	19-41	.463	0-0	.000	22-43	.512	28-54-82-2.6	54-1	9	27	16	7	60	1.9

BOX SCORES

GAME 10 #21/21 KENTUCKY 98, RV/RV NORTH CAROLINA 69

Official Basketball Box Score - Final
North Carolina at Kentucky
12/21/18 Home Arena, Lexington
2021-22 Men's Basketball

Game Time: 2:00 PM
Game Duration: 2:01
Attendance: 12,117

Officials: Terry Murray, Roger Ayers, Eric Curry

North Carolina - 69		Kentucky - 98											
NO. Name	Min	FG	SP	FT	Rebounds	Fouls	TP	AS	TS	ST	Blocks	±	
		M/A	M/A	M/A	OR	DR	FF	FF	FF	FF	FF		
5 Armando Bacot	F	31:13	9/13	0/0	2	9	10	4	22	2	0	1	0
13 Dawson Garcia	F	21:53	2/6	0/1	2	3	3	3	6	0	1	0	
1 Loubky Luke	G	20:28	1/4	0/2	0	1	1	0	2	1	0	0	
2 Caleb Swaney	G	27:55	0/8	0/0	0	2	2	2	6	0	0	0	
4 RJ Davis	G	29:31	3/8	0/3	4	6	1	1	1	3	2	1	
0 Anthony Harris	G	15:34	0/0	0/0	2	0	1	1	1	0	0	0	
45 Branden Mack	G	15:48	0/3	0/0	0	0	0	0	1	0	0	0	
24 Kemari Walton	G	07:50	0/1	0/0	0	0	0	0	0	0	0	0	
11 O'Meara Dunn	G	09:16	0/4	0/0	0	0	0	0	4	0	1	0	
22 Justin McKay	G	07:18	0/0	0/0	2	2	2	1	2	1	0	0	
3 Dontre Staley	G	06:56	0/0	0/0	2	2	2	0	2	0	1	0	
Team			2	0	2	0	0	0	0	0	0	0	
Totals		23:53	11/31	0/22	6	20	29	13	21	6	9	12	4

Technical Fouls: NONE

GAME 11 #20/18 KENTUCKY 95, WESTERN KENTUCKY 60

Official Basketball Box Score - Final
Western Ky. at Kentucky
12/22/18 Home Arena, Lexington
2021-22 Men's Basketball

Game Time: 6:00 PM
Game Duration: 2:01
Attendance: 10,221

Officials: Doug Shaw, Joe Lindsay, Jeffrey Anderson

Western Ky. - 60		Kentucky - 95										
NO. Name	Min	FG	SP	FT	Rebounds	Fouls	TP	AS	TS	ST	Blocks	±
		M/A	M/A	M/A	OR	DR	FF	FF	FF	FF	FF	
3 Janus Hamilton	F	17:12	2/6	0/2	3	6	0	3	7	0	0	2
23 Jamison Sharp	G	24:28	3/4	0/0	3	3	3	6	2	4	0	0
14 Luke Hampton	G	34:20	1/6	0/5	2	2	0	4	2	1	4	0
20 Davyon McKnight	G	37:55	2/14	0/0	2	4	4	8	1	1	6	4
55 Cameron Justice	G	05:47	1/7	0/2	0	3	0	2	4	0	0	0
4 Josh Anderson	G	31:06	6/11	2/4	4	4	1	3	18	1	1	4
0 Darius Miles	G	02:58	0/5	0/1	0	2	0	2	2	0	0	0
13 Sherman Bradsher	G	06:30	0/1	0/0	0	1	1	1	0	0	0	0
5 Noah Stanbury	G	05:25	0/0	0/0	0	0	0	0	0	0	0	0
35 Bailey Conrad	G	01:59	0/0	0/0	0	0	0	0	0	0	0	0
Team			1	2	0	0	0	0	0	0	0	0
Totals		21:44	13/30	15/18	10	17	27	15	17	6	5	12

Technical Fouls: NONE

GAME 12 #18/17 KENTUCKY 83, MISSOURI 56

Official Basketball Box Score - Final
Missouri at Kentucky
12/22/18 Home Arena, Lexington
2021-22 Men's Basketball

Game Time: 7:00 PM
Game Duration: 2:01
Attendance: 19,361

Officials: Don Day, Terry Murray, Bryan Jarrett

Missouri - 56		Kentucky - 83										
NO. Name	Min	FG	SP	FT	Rebounds	Fouls	TP	AS	TS	ST	Blocks	±
		M/A	M/A	M/A	OR	DR	FF	FF	FF	FF	FF	
23 Trevon Brazos	F	28:04	2/4	0/2	0	5	2	1	4	0	2	0
24 Kaleb Brown	F	22:44	2/9	0/3	2	2	3	4	1	1	1	0
0 Antonio Bookstaver	G	11:23	0/2	0/0	0	3	0	3	0	1	1	0
4 Javon Pickett	G	24:26	1/7	0/1	0	0	6	6	3	1	2	2
12 DaQuan Gordon	G	21:58	4/10	0/1	0	0	1	2	4	2	0	1
1 Armani Davis	G	23:59	3/10	1/2	3	4	1	2	3	4	1	0
5 Jaron Coleman	G	24:55	4/9	2/6	0	1	4	5	1	1	3	0
11 Rowan DeGruy III	G	25:09	3/8	1/4	1	1	2	1	2	4	1	0
11 Yaya Kats	G	04:23	0/2	0/1	0	1	1	1	0	0	0	0
2 Sean Durgington	G	11:19	2/6	1/2	0	0	0	0	1	6	0	0
32 Jordan Wilmore	G	00:00	0/0	0/0	0	0	0	0	0	0	0	0
13 Kaleb Brown	G	01:50	0/1	0/1	0	0	0	0	0	0	0	0
Team			2	0	2	0	0	0	0	0	0	0
Totals		22:47	5/25	11/20	9	28	39	22	13	5	8	14

Technical Fouls: NONE

Biggest lead: 2 (11th 18:24)

Best Scoring Run: 6 (11th 1:13, 10th 12:11)

Lead Changes: 4

Times Tied: 2

Time with Lead: 00:14 38:10

Points from Turnovers: 14

Second Chance: 6

Fast Breaks: 11

Bench: 21 19

UNC 69, KEN 98

Biggest lead: 11 (1st 18:36)

Best Scoring Run: 7 (11th 2:49, 15th 02:26)

Lead Changes: 4

Times Tied: 1

Time with Lead: 00:25 38:25

Points from Turnovers: 17

Second Chance: 12

Fast Breaks: 10

Bench: 22 27

WKY 60, UKU 95

Biggest lead: 11 (1st 12:15)

Best Scoring Run: 12 (11th 12:15, 14th 02:30)

Lead Changes: 2

Times Tied: 1

Time with Lead: 02:04 37:18

Points from Turnovers: 26

Second Chance: 7

Fast Breaks: 25

Bench: 34 29

MOU 56, UKY 83

GAME 13 #20/18 KENTUCKY 92, HIGH POINT 48

Official Basketball Box Score - Final
High Point at Kentucky
12/21/18 Home Arena, Lexington
2021-22 Men's Basketball

Game Time: 1:00 PM
Game Duration: 1:57
Attendance: 10,220

Officials: Bill Henson, Patrick Davis, Joe Hennessey

High Point - 48		Kentucky - 92										
NO. Name	Min	FG	SP	FT	Rebounds	Fouls	TP	AS	TS	ST	Blocks	±
		M/A	M/A	M/A	OR	DR	FF	FF	FF	FF	FF	
55 Zach Austin	F	31:59	5/10	2/4	0	1	5	6	0	12	1	3
10 Emmanuel Izabaro	G	17:45	3/5	0/0	0	2	2	1	1	0	0	0
11 Jones Michael Wright	G	24:51	5/16	0/2	0	5	8	1	2	1	0	3
2 Jaden House	G	31:43	12/16	0/2	2	4	0	1	8	2	0	0
5 Bryce Handman	G	22:34	0/1	0/0	0	0	1	0	0	0	0	0
4 AJ Holt	G	22:17	0/0	0/0	0	1	2	1	0	0	0	0
22 Rob Peterson III	F	08:57	0/2	0/0	2	2	0	0	0	0	0	0
14 Damon Collins	G	08:56	0/2	0/0	0	0	0	0	0	0	0	0
12 Bryson Childress	G	05:40	1/4	0/0	0	0	0	0	0	0	0	0
4 Deke Wright	G	05:29	1/2	1/1	0	0	0	0	0	0	0	0
31 AJ Reynolds	G	02:45	0/0	0/0	0	0	0	0	0	0	0	0
32 John Michael Hughes	G	02:43	0/1	0/0	0	0	0	0	0	0	0	0
Team			2	2	2	0	0	0	0	0	0	0
Totals		16:01	18/23	4/12	6	27	9	9	48	8	16	8

Technical Fouls: NONE

GAME 14 #21/21 LSU 65, #16/13 KENTUCKY 60

Official Basketball Box Score - Final
Kentucky at LSU
12/22/18 Home Arena, Baton Rouge
2021-22 Men's Basketball

Game Time: 6:00 PM
Game Duration: 2:14
Attendance: 11,808

Officials: Joe Lindsay, Mike Nease, Chuck Jones

Kentucky - 60		LSU - 65										
NO. Name	Min	FG	SP	FT	Rebounds	Fouls	TP	AS	TS	ST	Blocks	±
		M/A	M/A	M/A	OR	DR	FF	FF	FF	FF	FF	
12 Keon Brooks Jr.	F	14:16	0/3	0/1	2	3	1	3	2	0	0	1
34 Oscar Tshibwe	F	28:57	4/9	0/0	3	4	9	13	2	4	0	2
2 Sahvir Wheeler	G	02:53	0/1	0/0	0	1	1	0	0	0	0	0
3 TyTy Washington Jr.	G	32:48	2/9	1/3	0	2	4	6	2	5	4	1
11 Kellen Grady	G	28:13	4/12	1/2	1	1	1	3	13	2	0	1
0 Jacob Toppin	G	27:06	6/12	2/3	2	6	2	6	2	1	0	0
10 Davion Mintz	G	29:19	4/9	3/8	5	6	0	0	1	3	1	0
23 Bryce Hopkins	G	02:11	0/1	0/0	0	1	0	1	0	0	0	0
55 Lance Ware	G	12:19	1/1	0/0	0	3	3	2	2	0	1	0
4 Damon Collins	G	08:13	0/0	0/0	0	0	0	0	0	0	0	0
11 Dontre Allen	G	02:08	0/0	0/0	0	0	0	0	0	0	0	0
Team			1	2	0	0	0	0	0	0	0	0
Totals		21:58	24/32	10/20	11	28	39	15	20	11	15	8

Technical Fouls: NONE

GAME 15 #16/13 KENTUCKY 92, GEORGIA 77

Official Basketball Box Score - Final
Georgia at Kentucky
12/21/18 Home Arena, Lexington
2021-22 Men's Basketball

Game Time: 6:00 PM
Game Duration: 1:57
Attendance: 19,340

Officials: Anthony Jordan, Rick Nease, Owen Short

Georgia - 77		Kentucky - 92										
NO. Name	Min	FG	SP	FT	Rebounds	Fouls	TP	AS	TS	ST	Blocks	±
		M/A	M/A	M/A	OR	DR	FF	FF	FF	FF	FF	
23 Braeden Bridges	F	33:40	4/8	0/0	2	2	4	0	3	10	1	1
10 Aaron Cook	G	35:56	6/14	1/3	4	4	0	1	1	4	17	5
20 Noah Baumann	G	31:34	4/6	3/5	3	1	2	3	2	2	0	0
3 Karlo Oquendo	G	34:11	7/14	1/5	7	7	7	7	2	4	2	1
11 Jason Egar	G	28:20	1/2	1/1	0	0	2	2	1	3	0	0
11 Jabari Abdul-Rahim	G	16:47	3/3	1/2	3	4	0	3	1	2	6	0
4 Tyson McMillan	G	03:09	0/0	0/0	0	0	0	0	0	0	0	0
5 Christian Wilcox	G	15:28	0/3	1/1	0	0	0	0	0	0	0	0
12 Josh Taylor	G	03:11	1/1	0/0	0	0	0	0	0	0	0	0
Team			0	2	0	0	0	0	0	0	0	0
Totals		25:51	6/17	10/21	3	22	25	10	16	17	13	3

Technical Fouls: NONE

Biggest lead: 1 (1st 20:25)

Best Scoring Run: 11 (11th 12:41, 10th 12:14)

Lead Changes: 0

Times Tied: 2

Time with Lead: 00:00 38:41

Points from Turnovers: 7

Second Chance: 4

Fast Breaks: 4

Bench: 25 23

HPU 48, UKY 92

Biggest lead: 3 (2nd 13:06)

Best Scoring Run: 11 (11th 17:11, 10th 02:56)

Lead Changes: 9

Times Tied: 2

Time with Lead: 14:02 24:01

Points from Turnovers: 16

Second Chance: 6

Fast Breaks: 7

Bench: 32 29

UKY 60, LSU 65

Biggest lead: 8 (1st 14:03)

Best Scoring Run: 11 (11th 16:43, 10th 02:18)

Lead Changes: 10

Times Tied: 5



THE STAT CREW SYSTEM
Kentucky Combined Team Statistics (as of Jan 11, 2022)
All games



RECORD:	OVERALL	HOME	AWAY	NEUTRAL
ALL GAMES	13-3	11-0	1-2	1-1
CONFERENCE	3-1	2-0	1-1	0-0
NON-CONFERENCE	10-2	9-0	0-1	1-1

#	Player	gp-gs	min	avg	Total		3-Point		F-Throw		Rebounds				pf	dq	a	to	blk	stl	pts	avg			
					fg-fga	fg%	3fg-fga	3fg%	ft-fla	ft%	off	def	tot	avg											
34	Tshiebwe, Oscar	16-16	466	29.1	111-177	.627	0-0	.000	50-69	.725	85	156	241	15.1	40	0	15	25	23	21	272	17.0			
03	TyTy Washington Jr.	16-16	503	31.4	91-183	.497	21-52	.404	16-21	.762	15	54	69	4.3	25	0	76	28	5	18	219	13.7			
31	Grady, Kellan	16-16	485	30.3	65-137	.474	44-98	.449	11-17	.647	4	26	30	1.9	9	0	17	10	1	17	185	11.6			
12	Brooks Jr., Keion	15-15	349	23.3	66-131	.504	4-17	.235	24-34	.706	21	48	69	4.6	20	0	10	17	12	6	160	10.7			
02	Sahvir Wheeler	14-14	409	29.2	56-127	.441	4-23	.174	18-21	.857	11	22	33	2.4	33	0	102	41	1	20	134	9.6			
10	Mintz, Davion	13-1	283	21.8	38-95	.400	21-57	.368	20-28	.714	11	20	31	2.4	16	0	19	16	2	5	117	9.0			
00	Jacob Toppin	12-1	202	16.8	27-52	.519	0-1	.000	13-18	.722	12	31	43	3.6	13	0	18	8	7	6	67	5.6			
04	Daimion Collins	15-1	162	10.8	26-42	.619	0-3	.000	7-9	.778	15	28	43	2.9	26	0	4	13	19	5	59	3.9			
11	Allen, Dontaie	11-0	95	8.6	13-44	.295	6-32	.188	4-4	1.000	3	16	19	1.7	7	0	6	3	2	2	36	3.3			
23	Hopkins, Bryce	16-0	141	8.8	17-42	.405	4-14	.286	3-5	.600	13	17	30	1.9	11	0	7	13	2	4	41	2.6			
55	Ware, Lance	10-0	69	6.9	6-9	.667	0-0	.000	7-16	.438	4	15	19	1.9	13	0	1	8	5	1	19	1.9			
20	Payne, Zan	8-0	12	1.5	2-6	.333	0-3	.000	2-2	1.000	0	2	2	0.3	1	0	0	1	0	1	6	0.8			
14	Canada, Brennan	8-0	12	1.5	3-4	.750	0-1	.000	0-0	.000	1	0	1	0.1	0	0	1	0	0	0	6	0.8			
25	Watkins, Kareem	8-0	12	1.5	0-1	.000	0-0	.000	0-0	.000	1	2	3	0.4	2	0	2	2	0	2	0	0.0			
Team											30	32	62												2
Total.....		16	3200	521-1050		.496	104-301	.346	175-244	.717	226	469	695	43.4	216	0	278	187	79	108	1321	82.6			
Opponents.....		16	3200	371-949		.391	101-335	.301	151-211	.716	124	329	453	28.3	232	3	161	202	49	103	994	62.1			

TEAM STATISTICS	UK	OPP	Date	Opponent	Score	Att.	
SCORING	1321	994	1	11/09/21	vs #9/9 Duke	L 71-79	18132
Points per game	82.6	62.1	2	11/12/21	ROBERT MORRIS	w 100-60	18454
Scoring margin	+20.4	-	2	11/16/21	MOUNT ST. MARY'S	w 80-55	18227
FIELD GOALS-ATT	521-1050	371-949	2	11/19/21	OHIO	w 77-59	19045
Field goal pct	.496	.391	2	11/22/21	ALBANY (NY)	w 86-61	18201
3 POINT FG-ATT	104-301	101-335		11/26/21	NORTH FLORIDA	w 86-52	19350
3-point FG pct	.346	.301		11/29/21	CENTRAL MICH.	w 85-57	18080
3-pt FG made per game	6.5	6.3	3	12/07/21	SOUTHERN U.	w 76-64	18947
FREE THROWS-ATT	175-244	151-211		12/11/21	at Notre Dame	L 62-66	8283
Free throw pct	.717	.716	4	12/18/21	vs RV/RV North Carolina	w 98-69	12117
F-Throws made per game	10.9	9.4		12/22/21	WESTERN KY.	w 95-60	20221
REBOUNDS	695	453	*	12/29/21	MISSOURI	w 83-56	19361
Rebounds per game	43.4	28.3		12/31/21	HIGH POINT	w 92-48	19735
Rebounding margin	+15.1	-	*	01/04/22	at #21/21 LSU	L 60-65	11808
ASSISTS	278	161	*	01/08/22	GEORGIA	w 92-77	19343
Assists per game	17.4	10.1	*	01/11/22	at Vanderbilt	w 78-66	8343
TURNOVERS	187	202					
Turnovers per game	11.7	12.6					
Turnover margin	+0.9	-					
Assist/turnover ratio	1.5	0.8					
STEALS	108	103					
Steals per game	6.8	6.4					
BLOCKS	79	49					
Blocks per game	4.9	3.1					
ATTENDANCE	208964	58683					
Home games-Avg/Game	11-18997	3-9478					
Neutral site-Avg/Game	-	2-15124					

- 1 = Champions Classic (Madison Square Garden | New York)
- 2 = The Kentucky Classic (Rupp Arena | Lexington, Ky.)
- 3 = Unity Series (Rupp Arena | Lexington, Ky.)
- 4 = CBS Sports Classic (T-Mobile Arena | Las Vegas)
- * = Conference game

Score by Periods	1st	2nd	Totals
Kentucky	627	694	1321
Opponents	481	513	994



THE STAT CREW SYSTEM
Kentucky Combined Team Statistics (as of Jan 11, 2022)
Conference games only



RECORD:	OVERALL	HOME	AWAY	NEUTRAL
ALL GAMES	3-1	2-0	1-1	0-0
CONFERENCE	3-1	2-0	1-1	0-0
NON-CONFERENCE	0-0	0-0	0-0	0-0

#	Player	gp-gs	min	avg	Total		3-Point		F-Throw		Rebounds				pf	dq	a	to	blk	stl	pts	avg
					fg-fga	fg%	3fg-fga	3fg%	ft-fla	ft%	off	def	tot	avg								
34	Tshiebwe, Oscar	4-4	132	33.0	30-55	.545	0-0	.000	20-27	.741	18	45	63	15.8	12	0	2	6	5	5	80	20.0
03	TyTy Washington Jr.	4-4	137	34.2	22-46	.478	4-10	.400	3-5	.600	4	17	21	5.3	7	0	27	8	2	6	51	12.8
10	Mintz, Davion	4-1	105	26.3	17-38	.447	12-24	.500	5-7	.714	1	2	3	0.8	7	0	6	8	1	1	51	12.8
12	Brooks Jr., Keion	4-4	94	23.5	17-29	.586	1-4	.250	7-9	.778	6	13	19	4.8	7	0	4	1	4	1	42	10.5
31	Grady, Kellan	4-4	145	36.2	14-40	.350	8-27	.296	3-4	.750	1	3	4	1.0	5	0	5	5	0	5	39	9.8
00	Jacob Toppin	4-1	72	18.0	10-19	.526	0-0	.000	4-5	.800	3	13	16	4.0	5	0	5	3	1	3	24	6.0
02	Sahvir Wheeler	2-2	40	20.0	5-13	.385	0-2	.000	1-2	.500	0	3	3	1.5	1	0	10	2	0	2	11	5.5
55	Ware, Lance	3-0	21	7.0	2-2	1.000	0-0	.000	5-10	.500	0	6	6	2.0	4	0	0	2	0	1	9	3.0
23	Hopkins, Bryce	4-0	28	7.0	2-6	.333	0-0	.000	0-0	.000	2	4	6	1.5	5	0	2	4	0	1	4	1.0
04	Daimion Collins	3-0	20	6.7	1-3	.333	0-0	.000	0-0	.000	1	5	6	2.0	2	0	0	2	2	0	2	0.7
11	Allen, Dontaie	3-0	6	2.0	0-1	.000	0-1	.000	0-0	.000	0	0	0	0.0	3	0	0	0	0	0	0	0.0
Team											8	6	14				1					
Total.....		4	800		120-252	.476	25-68	.368	48-69	.696	44	117	161	40.2	58	0	61	42	15	25	313	78.2
Opponents.....		4	800		95-231	.411	34-95	.358	40-56	.714	24	101	125	31.3	66	2	44	50	15	24	264	66.0

TEAM STATISTICS	UK	OPP	Date	Opponent	Score	Att.
SCORING	313	264	* 12/29/21	MISSOURI	w 83-56	19361
Points per game	78.2	66.0	* 01/04/22	at #21/21 LSU	L 60-65	11808
Scoring margin	+12.3	-	* 01/08/22	GEORGIA	w 92-77	19343
FIELD GOALS-ATT	120-252	95-231	* 01/11/22	at Vanderbilt	w 78-66	8343
Field goal pct	.476	.411	1 = Champions Classic (Madison Square Garden New York)			
3 POINT FG-ATT	25-68	34-95	2 = The Kentucky Classic (Rupp Arena Lexington, Ky.)			
3-point FG pct	.368	.358	3 = Unity Series (Rupp Arena Lexington, Ky.)			
3-pt FG made per game	6.3	8.5	4 = CBS Sports Classic (T-Mobile Arena Las Vegas)			
FREE THROWS-ATT	48-69	40-56	* = Conference game			
Free throw pct	.696	.714				
F-Throws made per game	12.0	10.0				
REBOUNDS	161	125				
Rebounds per game	40.2	31.3				
Rebounding margin	+9.0	-				
ASSISTS	61	44				
Assists per game	15.3	11.0				
TURNOVERS	42	50				
Turnovers per game	10.5	12.5				
Turnover margin	+2.0	-				
Assist/turnover ratio	1.5	0.9				
STEALS	25	24				
Steals per game	6.3	6.0				
BLOCKS	15	15				
Blocks per game	3.8	3.8				
ATTENDANCE	38704	20151				
Home games-Avg/Game	2-19352	2-10076				
Neutral site-Avg/Game	-	0-0				

Score by Periods	1st	2nd	Totals
Kentucky	155	158	313
Opponents	127	137	264



THE STAT CREW SYSTEM
Kentucky Combined Team Statistics (as of Jan 11, 2022)
Non-conference games



RECORD:	OVERALL	HOME	AWAY	NEUTRAL
ALL GAMES	10-2	9-0	0-1	1-1
CONFERENCE	0-0	0-0	0-0	0-0
NON-CONFERENCE	10-2	9-0	0-1	1-1

#	Player	gp-gs	min	avg	Total		3-Point		F-Throw		Rebounds				pf	dq	a	to	blk	stl	pts	avg
					fg-fga	fg%	3fg-fga	3fg%	ft-fla	ft%	off	def	tot	avg								
34	Tshiebwe, Oscar	12-12	334	27.8	81-122	.664	0-0	.000	30-42	.714	67	111	178	14.8	28	0	13	19	18	16	192	16.0
03	TyTy Washington Jr.	12-12	366	30.5	69-137	.504	17-42	.405	13-16	.813	11	37	48	4.0	18	0	49	20	3	12	168	14.0
31	Grady, Kellan	12-12	340	28.3	51-97	.526	36-71	.507	8-13	.615	3	23	26	2.2	4	0	12	5	1	12	146	12.2
12	Brooks Jr., Keion	11-11	255	23.2	49-102	.480	3-13	.231	17-25	.680	15	35	50	4.5	13	0	6	16	8	5	118	10.7
02	Sahvir Wheeler	12-12	369	30.8	51-114	.447	4-21	.190	17-19	.895	11	19	30	2.5	32	0	92	39	1	18	123	10.3
10	Mintz, Davion	9-0	178	19.8	21-57	.368	9-33	.273	15-21	.714	10	18	28	3.1	9	0	13	8	1	4	66	7.3
00	Jacob Toppin	8-0	130	16.3	17-33	.515	0-1	.000	9-13	.692	9	18	27	3.4	8	0	13	5	6	3	43	5.4
04	Daimion Collins	12-1	142	11.8	25-39	.641	0-3	.000	7-9	.778	14	23	37	3.1	24	0	4	11	17	5	57	4.8
11	Allen, Dontaie	8-0	89	11.1	13-43	.302	6-31	.194	4-4	1.000	3	16	19	2.4	4	0	6	3	2	2	36	4.5
23	Hopkins, Bryce	12-0	113	9.4	15-36	.417	4-14	.286	3-5	.600	11	13	24	2.0	6	0	5	9	2	3	37	3.1
55	Ware, Lance	7-0	48	6.9	4-7	.571	0-0	.000	2-6	.333	4	9	13	1.9	9	0	1	6	5	0	10	1.4
20	Payne, Zan	8-0	12	1.5	2-6	.333	0-3	.000	2-2	1.000	0	2	2	0.3	1	0	0	1	0	1	6	0.8
14	Canada, Brennan	8-0	12	1.5	3-4	.750	0-1	.000	0-0	.000	1	0	1	0.1	0	0	1	0	0	0	6	0.8
25	Watkins, Kareem	8-0	12	1.5	0-1	.000	0-0	.000	0-0	.000	1	2	3	0.4	2	0	2	2	0	2	0	0.0
Team											22	26	48				1					
Total.....		12	2400		401-798	.503	79-233	.339	127-175	.726	182	352	534	44.5	158	0	217	145	64	83	1008	84.0
Opponents.....		12	2400		276-718	.384	67-240	.279	111-155	.716	100	228	328	27.3	166	1	117	152	34	79	730	60.8

TEAM STATISTICS	UK	OPP	Date	Opponent	Score	Att.	
SCORING	1008	730	1	11/09/21	vs #9/9 Duke	L 71-79	18132
Points per game	84.0	60.8	2	11/12/21	ROBERT MORRIS	w 100-60	18454
Scoring margin	+23.2	-	2	11/16/21	MOUNT ST. MARY'S	w 80-55	18227
FIELD GOALS-ATT	401-798	276-718	2	11/19/21	OHIO	w 77-59	19045
Field goal pct	.503	.384	2	11/22/21	ALBANY (NY)	w 86-61	18201
3 POINT FG-ATT	79-233	67-240		11/26/21	NORTH FLORIDA	w 86-52	19350
3-point FG pct	.339	.279		11/29/21	CENTRAL MICH.	w 85-57	18080
3-pt FG made per game	6.6	5.6	3	12/07/21	SOUTHERN U.	w 76-64	18947
FREE THROWS-ATT	127-175	111-155		12/11/21	at Notre Dame	L 62-66	8283
Free throw pct	.726	.716	4	12/18/21	vs RV/RV North Carolina	w 98-69	12117
F-Throws made per game	10.6	9.3		12/22/21	WESTERN KY.	w 95-60	20221
REBOUNDS	534	328		12/31/21	HIGH POINT	w 92-48	19735
Rebounds per game	44.5	27.3					
Rebounding margin	+17.2	-					
ASSISTS	217	117					
Assists per game	18.1	9.8					
TURNOVERS	145	152					
Turnovers per game	12.1	12.7					
Turnover margin	+0.6	-					
Assist/turnover ratio	1.5	0.8					
STEALS	83	79					
Steals per game	6.9	6.6					
BLOCKS	64	34					
Blocks per game	5.3	2.8					
ATTENDANCE	170260	38532					
Home games-Avg/Game	9-18918	1-8283					
Neutral site-Avg/Game	-	2-15124					

1 = Champions Classic (Madison Square Garden | New York)
2 = The Kentucky Classic (Rupp Arena | Lexington, Ky.)
3 = Unity Series (Rupp Arena | Lexington, Ky.)
4 = CBS Sports Classic (T-Mobile Arena | Las Vegas)
* = Conference game

Score by Periods	1st	2nd	Totals
Kentucky	472	536	1008
Opponents	354	376	730



THE STAT CREW SYSTEM
Kentucky Team Game-by-Game Comparison (as of Jan 11, 2022)
All games



Opponent	1st	2nd	Score	Mar	Total FG	FG Pct	3-Pointers	3FG Pct	Free Throws	FT Pct	Rebounds	Assist	T/Over	Block	Steal	Fouls
#9/9 Duke	35/39	36/40	71-79	(8)	29-77/31-60	.377/.517	7-18/1-12	.389/.083	6-7/16-23	.857/.696	44/35 +9	15/8	13/9	3/5	4/9	20/15
ROBERT MORRIS	46/30	54/30	100-60	+40	40-70/23-61	.571/.377	12-23/7-22	.522/.318	8-12/7-8	.667/.875	43/24 +19	24/11	10/14	10/3	8/7	8/12
MOUNT ST. MARY'S	38/27	42/28	80-55	+25	34-64/18-53	.531/.340	4-10/6-19	.400/.316	8-8/13-21	1000/.619	41/27 +14	15/8	12/16	6/6	9/7	17/7
OHIO	40/38	37/21	77-59	+18	29-60/22-60	.483/.367	3-16/8-24	.188/.333	16-17/7-10	.941/.700	53/17 +36	14/10	15/5	2/1	2/5	10/13
ALBANY (NY)	37/28	49/33	86-61	+25	32-59/24-70	.542/.343	5-15/7-25	.333/.280	17-22/6-13	.773/.462	48/24 +24	13/10	17/10	8/0	3/9	15/19
NORTH FLORIDA	37/23	49/29	86-52	+34	37-78/22-66	.474/.333	6-25/7-31	.240/.226	6-9/1-2	.667/.500	50/33 +17	23/12	15/21	4/2	13/7	7/9
CENTRAL MICH.	51/25	34/32	85-57	+28	31-72/23-56	.431/.411	7-26/7-16	.269/.438	16-24/4-7	.667/.571	47/30 +17	16/11	6/15	3/1	9/2	14/18
SOUTHERN U.	38/34	38/30	76-64	+12	28-57/24-58	.491/.414	6-20/5-13	.300/.385	14-23/11-12	.609/.917	41/25 +16	18/10	15/13	12/4	7/8	14/22
Notre Dame	30/28	32/38	62-66	(4)	25-55/26-56	.455/.464	2-19/7-22	.105/.318	10-15/7-8	.667/.875	28/33 (5)	9/15	5/9	4/0	5/3	10/14
RV/RV North Carolina	40/29	58/40	98-69	+29	39-72/23-53	.542/.434	8-15/1-13	.533/.077	12-17/22-28	.706/.786	44/26 +18	20/9	9/12	2/3	8/4	21/13
WESTERN KY.	37/28	58/32	95-60	+35	38-68/21-64	.559/.328	9-20/3-20	.450/.150	10-13/15-19	.769/.789	50/27 +23	27/5	16/12	4/7	5/12	17/15
MISSOURI	44/27	39/29	83-56	+27	28-65/22-67	.431/.328	5-17/5-25	.294/.200	22-26/7-10	.846/.700	49/35 +14	12/9	11/14	4/3	8/3	13/23
HIGH POINT	43/25	49/23	92-48	+44	39-66/19-61	.591/.311	10-26/8-23	.385/.348	4-8/2-4	.500/.500	45/27 +18	23/8	12/16	6/2	10/6	5/9
#21/21 LSU	30/35	30/30	60-65	(5)	21-58/24-57	.362/.421	8-24/9-23	.333/.391	10-20/8-15	.500/.533	39/39 -	11/14	15/15	6/5	8/11	15/20
GEORGIA	40/37	52/40	92-77	+15	40-70/25-51	.571/.490	6-15/8-17	.400/.471	6-7/19-21	.857/.905	31/25 +6	23/12	7/13	3/2	6/3	16/10
Vanderbilt	41/28	37/38	78-66	+12	31-59/24-56	.525/.429	6-12/12-30	.500/.400	10-16/6-10	.625/.600	42/26 +16	15/9	9/8	2/5	3/7	14/13

Note: Game totals are displayed in the format TEAM/OPPONENT for each category