



KENTUCKY

2021-22 MEN'S BASKETBALL



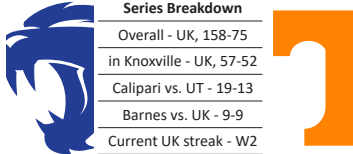
8 NATIONAL CHAMPIONSHIPS | MOST WINS IN COLLEGE BASKETBALL | 49 SEC TITLES | 31 SEC TOURNAMENT CHAMPIONSHIPS | 55 ALL-AMERICANS | 134 NBA DRAFT PICKS

#4/3 KENTUCKY (21-4, 10-2) at #16/13 TENNESSEE (18-6, 9-3)

Tuesday, Feb. 15 • 9 p.m. ET • Thompson-Boling Arena (21,678) • Knoxville, Tenn.

#TGT #BuiltDifferent #LaFamilia • @KentuckyMBB

THE MATCHUP



Series Breakdown

Overall - UK, 158-75
in Knoxville - UK, 57-52
Calipari vs. UT - 19-13
Barnes vs. UK - 9-9
Current UK streak - W2

John Calipari Rick Barnes

Overall Record: 805-237* Overall Record: 745-393
Record at UK: 360-97 Record at UT: 141-79

Overall Seasons: 30th Overall Seasons: 35th
at Kentucky: 13th at Tennessee: 7th

*on-court record

BY THE NUMBERS

2,348 All-time victories, the most in the NCAA

49 SEC regular-season titles in program history

12 Straight 10+ rebounding games by Tshiebwe

3 UK's NET ranking as of Feb. 12

TALE OF THE TAPE

UK	STAT	UT
81.3	Points Per Game	74.4
64.2	Opp. Pts. Per Game	63.1
41.2	Rebounds PG	36.4
+10.9	Rebound Margin	+3.2
17.1	Assists PG	16.8
4.4	Blocks PG	4.4
7.1	Steals PG	9.9
.491	FG Pct.	.436
.403	Opp. FG Pct.	.417
.356	3-Pt. FG Pct.	.345
.290	Opp. 3-Pt. FG Pct.	.331
.726	FT Pct.	.702

A UK WIN WOULD ...

- Be the seventh victory away from home and the sixth true road victory
- Improve UK to 170-52 in SEC action under Calipari
- Move the Wildcats' record to 67-41 against Associated Press Top 25 competition under Calipari
- Move Calipari to No. 12 on the all-time on-court coaching wins' list, tying Eddie Sutton (806)
- Keep the Wildcats within one game of first place in the SEC standings

LAST GAME'S STARTERS



2

SAHVIR WHEELER

5-9 • 180 • GUARD • JUNIOR
HOUSTON | UNIVERSITY OF GEORGIA

Third in the country with 7.2 assists per game | Recorded 26 points, eight assists, four steals vs. UNC | Has 14 games with seven or more assists | Dec. 20 SEC Player of the Week | Named to the Bob Cousy Midseason Top 10




3

TYTY WASHINGTON JR.

6-3 • 197 • GUARD • FRESHMAN
PHOENIX | AZ COMPASS PREP

Five-time SEC Freshman of the Week | Set the school record with 17 assists vs. Georgia | Averaging 12.8 points and 4.1 assists per game | Leads the SEC in assist-to-turnover ratio at 2.48 | Jerry West Award Midseason Top 10



31

KELLAN GRADY

6-5 • 205 • GUARD • GRADUATE
BOSTON | DAVIDSON COLLEGE

Team-best 73 3s on SEC-best 43.7% 3-point shooting | Averaging 12.1 points per game | 14 games with three or more 3's | With 15 points vs. Florida, he moved to No. 168 on all-time collegiate scorers' list with 2,304 points



12

KEION BROOKS JR.

6-7 • 210 • FORWARD • JUNIOR
FORT WAYNE, IND. | LA LUMIERE SCHOOL

Averaging 11.2 points and 4.6 rebounds per game | Career-high 27 points and added eight rebounds at No. 5 Kansas | Scored in double figures in 13 games | SEC Player of the Week on Jan. 31 | Shooting 49.1% for the season



34

OSCAR TSHIEBWE

6-9 • 255 • FORWARD • JUNIOR
LUBUMBASHI, D.R. OF THE CONGO | WEST VIRGINIA UNIV.

Leads nation in rebounds per game (15.3) | UK Rupp Arena record 28 boards vs. Western Kentucky | Team-best 16.4 scoring average | 19 double-doubles | Lute Olson, Naismith and Wooden Award Watch Lists for National Player of the Year

STATISTICAL LEADERS

POINTS PER GAME		
UK	Oscar Tshiebwe	16.4
UT	Santiago Vescovi	13.6
REBOUNDS PER GAME		
UK	Oscar Tshiebwe	15.3
UT	Josiah-Jordan James	5.8
ASSISTS PER GAME		
UK	Sahvir Wheeler	7.2
UT	Kennedy Chandler	4.8
STEALS PER GAME		
UK	Oscar Tshiebwe	2.0
UT	Kennedy Chandler	2.3
BLOCKS PER GAME		
UK	Oscar Tshiebwe	1.4
UT	Olivier Nkamhoua	1.1
3-POINTERS		
UK	Kellan Grady	73
UT	Santiago Vescovi	72
FIELD-GOAL PERCENTAGE (min. 100 att.)		
UK	Oscar Tshiebwe	.602
UT	John Fulkerson	.542
FREE-THROW PERCENTAGE (min. 20 att.)		
UK	Sahvir Wheeler	.818
UT	Zakai Zeigler	.846

NEED TO KNOW

Through games on Feb. 12, Oscar Tshiebwe leads the country in rebounding (15.3), offensive rebounds per game (5.2) and defensive rebound percentage (.358). He is second in the country with 19 double-doubles

With Jacob Toppin missing the Florida game with an ankle injury, UK has played just 12 complete games this season at full strength

Kentucky ranks in the top 20 nationally in rebound margin (1), scoring margin (5), rebounds per game (6), field-goal percentage (9), assists per game (10), points per game (10), 3-point field-goal percentage defense (15) and assist-to-turnover ratio (19)

Tshiebwe leads UK with 36 blocks and 49 steals. He is the only major conference player averaging at least 1.4 blocks and 1.5 steals per game.

Kentucky's next four opponents all rank inside the top 32 of the NET rankings as of Feb. 12

UK is looking for its first sweep of a Rick Barnes'-coached Tennessee squad

SCHEDULE

OCTOBER

29 10/11 -/ - ^KENTUCKY WESLEYAN SECN W, 95-72

NOVEMBER

5 10/11 -/ - ^MILES COLLEGE SECN W, 80-71
9 10/11 9/9 vs. Duke¹ ESPN L, 79-71
12 10/11 -/ - ROBERT MORRIS² SECN W, 100-60
16 13/11 -/ - MOUNT ST. MARY'S² SECN W, 80-55
19 13/11 RV/- OHIO² SECN W, 77-59
22 10/13 -/ - UALBANY SECN+ W, 88-61
26 10/13 -/ - NORTH FLORIDA SECN W, 86-52
29 9/10 -/ - CENTRAL MICHIGAN SECN+ W, 85-57

DECEMBER

7 10/12 -/ - SOUTHERN³ SECN W, 76-64
11 10/12 -/ - at Notre Dame ESPN L, 66-62
18 21/21 RV/RV vs. North Carolina⁴ CBS W, 98-69
22 20/18 -/ - WESTERN KENTUCKY ESPN W, 95-60
29 18/17 -/ - MISSOURI* SECN W, 83-56
31 18/17 -/ - HIGH POINT SECN W, 92-48

JANUARY

4 16/13 21/17 at LSU* ESPN L, 65-60
8 16/13 -/ - GEORGIA* SECN W, 92-77
11 18/17 -/ - at Vanderbilt* ESPN W, 78-66
15 18/17 22/23 TENNESSEE* ESPN W, 107-79
19 12/12 RV/RV at Texas A&M* SECN W, 64-58
22 12/12 2/2 at Auburn* CBS L, 80-71
25 12/13 -/ - MISSISSIPPI STATE* ESPN W, 82-74^{OT}
29 12/13 5/5 at Kansas⁵ ESPN W, 80-62

FEBRUARY

2 5/7 -/ - VANDERBILT* SECN W, 77-70
5 5/7 RV/RV at Alabama* ESPN W, 66-55
8 5/4 -/ - at South Carolina* ESPN W, 82-72
12 5/4 -/ - FLORIDA* ESPN W, 78-57
15 4/3 16/13 at Tennessee* ESPN 9 p.m.
19 4/3 25/RV ALABAMA* CBS 1 p.m.
23 -/ - -/ - LSU* ESPN 9 p.m.
26 -/ - -/ - at Arkansas* CBS 2 p.m.

MARCH

1 -/ - -/ - OLE MISS* ESPN/2 7 p.m.
5 -/ - -/ - at Florida* CBS 2 p.m.

All times Eastern | *SEC conference game | HOME GAMES IN CAPS | ^Exhibition

¹ Champions Classic (New York | Madison Square Garden)

² The Kentucky Classic (Rupp Arena | Lexington, Ky.)

³ Unity Series (Rupp Arena | Lexington, Ky.)

⁴ CBS Sports Classic (T-Mobile Arena | Las Vegas)

⁵ Big 12/SEC Challenge (Allen Fieldhouse | Lawrence, Kan.)

BROADCAST INFO

TELEVISION

Play-by-play: Karl Ravech
Analyst: Jimmy Dykes
Sideline: Marty Smith



HOME RADIO

Play-by-play: Tom Leach
Analyst: Mike Pratt

















SATELLITE RADIO

Sirius: 84
XM: 84
SXM App: 84



TV CHART

 0 JACOB TOPPIN Junior Forward 6-9 200 Brooklyn, N.Y. Univ. of Rhode Island @jtoppin0 @jtoppin_0	 1 CJ FREDRICK RS Junior Guard 6-3 190 Cincinnati University of Iowa @cj_fredrick @cj_fredrick5	 2 SAHVIR WHEELER Junior Guard 5-9 180 Houston University of Georgia @sahvir_ @sahvir_ (sah-VEER)	 3 TYTY WASHINGTON JR. Freshman Guard 6-3 197 Phoenix AZ Compass Prep @tytywashington3 @tytywashington3	 4 DAIMION COLLINS Freshman Forward 6-9 202 Atlanta, Texas Atlanta High School @CollinsDaimion @daimionfmetx	 10 DAVION MINTZ Graduate Guard 6-3 195 Charlotte, N.C. Creighton University @deemintz1 @davion (mints)	 11 DONTAIE ALLEN RS Sophomore Guard 6-6 205 Falmouth, Ky. Pendleton County HS @DontaieAllen11 @dontaieallen11 @dontaieallen1	 12 KEION BROOKS JR. Junior Forward 6-7 210 Fort Wayne, Ind. La Lumiere School @KeionB_12 @keionb
 14 BRENNAN CANADA Junior Forward 6-6 198 Mount Sterling, Ky. George Rogers Clark HS @brennanc14 @brennanc14 @brennanc14	 20 ZAN PAYNE RS Junior Guard/Forward 6-4 215 Lexington, Ky. Lexington Catholic HS @young_payne2321 @alexander.payne23	 21 SHAEDON SHARPE Freshman Guard 6-6 200 London, Ontario Dream City Christian Acad. @ShaedonSharpe @ShaedonSharpe	 23 BRYCE HOPKINS Freshman Forward 6-6 220 Oak Park, Ill. Fenwick High School @BryceHopkins @brycehopkins	 25 KAREEM WATKINS Sophomore Guard 5-8 170 Camden, N.J. Kingsway Regional HS @stink_cvp	 31 KELLAN GRADY Graduate Guard 6-5 205 Boston Davidson University @KellanGrady31 @kellangrady31	 34 OSCAR TSHIEBWE Junior Forward 6-9 255 Lubumbashi, D.R. of the Congo West Virginia Univ. @Oscartshiebwe34 @oscar_tshiebwe (SHEE-bway)	 55 LANCE WARE Sophomore Forward 6-9 225 Camden, N.J. Camden High School @lanceware12 @lance.ware

 JOHN CALIPARI Head Coach 13th Season @UKCoachCalipari @ukcoachcalipari @UKCoachCalipari (cal-uh-PEAR-ee)	 BRUISER FLINT Assoc. to the HC Second season at UK First season as associate to the head coach @brufint14	 ORLANDO ANTIGUA Associate Coach Sixth season at UK First season as associate @CoachAntigua @coachantigua	 CHIN COLEMAN Assistant Coach First season at UK First season as assistant	 JAI LUCAS Assistant Coach/ Recruiting Coord. Second season at UK Second season as assistant @CoachLuc @jai.luc (jay)
---	---	--	---	---

Alphabetical Roster

NO.	NAME	POS.	HT.	WT.	CL.	HOMETOWN (PREVIOUS SCHOOL)
11	Dontaie Allen	G	6-6	205	RS-So.	Falmouth, Ky. (Pendleton County HS)
12	Keion Brooks Jr.	F	6-7	210	Jr.	Fort Wayne, Ind. (La Lumiere HS)
14	Brennan Canada	F	6-6	198	Jr.	Mount Sterling, Ky. (George Rogers Clark HS)
4	Daimion Collins	F	6-9	202	Fr.	Atlanta, Texas (Atlanta HS)
1	CJ Fredrick	G	6-3	190	RS-Jr.	Cincinnati (University of Iowa)
31	Kellan Grady	G	6-5	205	Gr.	Boston (Davidson University)
23	Bryce Hopkins	F	6-6	220	Fr.	Oak Park, Ill. (Fenwick HS)
10	Davion Mintz	G	6-3	195	Gr.	Charlotte, N.C. (Creighton University)
20	Zan Payne	G/F	6-4	215	RS-Jr.	Lexington, Ky. (Lexington Catholic HS)
21	Shaedon Sharpe	G	6-6	200	Fr.	London, Ontario (Dream City Christian Academy)
0	Jacob Toppin	F	6-9	200	Jr.	Brooklyn, N.Y. (University of Rhode Island)
34	Oscar Tshiebwe	F	6-9	255	Jr.	Lubumbashi, Democratic Republic of the Congo (West Virginia University)
55	Lance Ware	F	6-9	225	So.	Camden, N.J. (Camden HS)
3	TyTy Washington Jr.	G	6-3	197	Fr.	Phoenix (AZ Compass Prep)
25	Kareem Watkins	G	5-8	170	So.	Camden, N.J. (Kingsway Regional HS)
2	Sahvir Wheeler	G	5-9	180	Jr.	Houston (University of Georgia)

On the Bench

Head Coach: John Calipari (Clarion, 1982)
Associate to the Head Coach: James "Bruiser" Flint (St. Joseph's, 1987)
Associate Coach: Orlando Antigua (Pittsburgh, 1995)
Assistant Coaches: Ronald "Chin" Coleman (Lamar, 1997), Jai Lucas (Texas, 2011)
Assoc. AD/Basketball Operations: Chris Woolard (UCLA, 1997)
Director of Player Development: TJ Beisner (Kentucky, 2008)
Director of Basketball Admin.: Will Barton (Kentucky, 2013)
Strength and Conditioning Coach: Robert Harris (Kentucky State, 2009)
Head Athletic Trainer: Geoffrey Staton (North Carolina, 2007)
Equipment Manager: Mark Evans (Kentucky, 2013)
Graduate Assistant Coaches: Brad Calipari (Kentucky, 2019), Riley Welch (Kentucky, 2021)



POLLS, STATS, MEDIA INFO

Weekly Media Schedule

all times ET unless indicated otherwise

14 Mon.	15 Tue.	16 Wed.	17 Thu.	18 Fri.	19 Sat.	20 Sun.
Practice: 2:30 p.m. Media availability: Assistant, player 11:15 a.m. Travel to Knoxville, Tenn.	at Tennessee 9 p.m. Thompson-Boling Arena ESPN	Player off day John Calipari Show UK Sports Network 6 p.m.	Practice: 2:30 p.m. No media availability	Practice: 2:30 p.m. Media availability: Calipari, players TBD	vs. Alabama 1 p.m. Rupp Arena CBS	Player off day No media availability

Communications & PR Staff



Deb Moore
Associate Director
Cell - 859.559.5781
Email - deb.moore@uky.edu

Media Information

CREDENTIAL REQUESTS

Requests for single-game credentials will open **14** days prior to the deadline date and close **five** days prior to game day online at sportssystem.com/Kentucky.

CREDENTIAL CRITERIA

The University of Kentucky's decision to issue credentials to a media outlet for the purposes of covering a UK basketball home or away event is determined by a variety of factors. They include the following:

- Priority is given to outlets based on circulation size/ household reach/unique site visitors
- Additional consideration is based on amount of original content generated, number of full-time employees of the outlet, length of existence of the outlet and the journalist experience of the reporter(s)
- Attendance at Kentucky media sessions, including Olympic sport opportunities and the intention/ability to cover all 22 sports at Kentucky both at home and on the road, also is considered
- Professionalism, which includes is not limited to conduct at games, press conferences, practices, on social media, etc.

Being granted credentials at another institution/event does not equate to meeting the criteria for the University of Kentucky. Being granted credentials for one UK event does not guarantee approval for other UK events. The University of Kentucky has the right to deny or revoke credentials under its own discretion. Credentialing also is dependent on space availability.

INTERVIEW POLICIES-GENERAL

All interviews with University of Kentucky basketball players or staff members must be arranged through the Communications and Public Relations office. Media should never contact a player or coach directly.

The Wildcat Coal Lodge, dormitories, team locker rooms and other team quarters are private team areas. Media members are not permitted in these areas unless accompanied by appropriate university personnel.

PRACTICE/PRESS CONFERENCES

Other than announced exceptions, UK basketball practices are closed to the media.

Player interviews are conducted pregame weekly and will be available to all UK media. UK will accept requests for player interviews, but they must be submitted 24 hours prior to the scheduled availability.

Coach John Calipari will meet with members of the media at least once a week in the Memorial Coliseum Media Room.

Game-day shoot-arounds are closed to the media.

TELEPHONE PLAYER INTERVIEWS

Telephone interviews are available to the media on a call-back basis. Individual player and coach telephone numbers will not be given to members of the media.

Players are instructed not to conduct interviews when contacted directly by telephone. The Communications and Public Relations office will arrange for telephone interviews at a time most convenient for the student-athlete.

Other special requests are handled on a case-by-case basis.

POSTGAME INTERVIEWS

Following each game, there is a cooling-off period, during which time the players shower and dress. Approximately 10 minutes after the game ends, Coach Calipari conducts his postgame press conference while a player speaks to the UK Sports Network.

Following Coach Calipari's press conference in the Rupp Arena interview room and the cooling-off period, selected UK players are available in the interview room.

The Polls

Associated Press Top 25 Week of Feb. 14

1. Gonzaga (56)
2. Auburn (4)
3. Arizona
4. Kentucky
5. Purdue
6. Kansas
7. Baylor
8. Providence
9. Duke
10. Villanova
11. Texas Tech
12. Illinois
13. UCLA
14. Houston
15. Wisconsin
16. Tennessee
17. Southern Cal
18. Ohio State
19. Michigan State
20. Texas
21. Murray State
22. Wyoming
23. Arkansas
24. UConn
25. Alabama

Receiving Votes: Marquette, Xavier, Colorado State, Saint Mary's, LSU, Iowa, Notre Dame, SMU, Rutgers, Virginia, Toledo, South Dakota State, Miami, Boise State, San Francisco, Belmont, Vermont, Wake Forest

USA Today Coaches Poll Week of Feb. 14

1. Gonzaga (30)
2. Auburn (2)
3. Kentucky
4. Arizona
5. Duke
6. Kansas
7. Purdue
8. Baylor
9. Providence
10. Villanova
11. Texas Tech
12. Illinois
13. Tennessee
14. UCLA
15. Houston
16. Wisconsin
17. Southern Cal
18. Ohio State
19. Michigan State
20. Texas
21. Murray State
22. Wyoming
23. Marquette
- T24. UConn
- T24. Arkansas

Receiving Votes: Alabama, Saint Mary's, Colorado State, Xavier, Notre Dame, Wake Forest, Miami, LSU, SMU, Loyola-Chicago, Seton Hall, Rutgers, Boise State, Davidson, San Francisco, North Carolina, Iowa State, Iowa, TCU, Missouri State

UK in the Rankings

Team Rankings

Category	Stat	SEC [NCAA]
Scoring	81.3	1st [10th]
Scoring Defense	64.2	3rd [51st]
Scoring Margin	+17.1	1st [5th]
Free-Throw %	.726	5th [136th]
Field-Goal %	.491	1st [9th]
Field-Goal % Def.	.403	3rd [42nd]
3-Point FG %	.356	1st [89th]
3-Point FG % Def.	.290	2nd [15th]
Rebounds Per Game	41.16	1st [6th]
Opponent Rebs. Per Game	30.24	2nd
Rebounding Margin	+10.9	1st [1st]
Blocks Per Game	4.4	7th [64th]
Assists Per Game	17.1	1st [10th]
Steals Per Game	7.1	11th [126th]
Turnover Margin	+1.0	8th [128th]
Assist-to-TO Ratio	+1.44	1st [19th]
Off. Rebs. Per Game	12.96	4th [18th]
Def. Rebs. Per Game	28.20	1st [24th]
Def. Rebound %	.763	1st
Off. Rebound %	.376	1st
3-Point FG Per Game	6.6	10th [259th]

Individual Rankings

Category/Player	Stat	SEC [NCAA]
Assist-to-TO Ratio/Washington	2.48	1st [34th]
Assist-to-TO Ratio/Wheeler	2.39	2nd [42nd]
Assists Per Game/Wheeler	7.2	1st [3rd]
Assists Per Game/Washington	4.2	6th [107th]
Blocks Per Game/Tshiebwe	1.44	4th [87th]
Blocks Per Game/Collins	0.90	17th [272nd]
Def. Rebs. Per Game/Tshiebwe	10.08	1st [2nd]
Double-Doubles/Tshiebwe	19	1st [2nd]
Double-Doubles/Washington	2	13th [318th]
Double-Doubles/Wheeler	2	13th [318th]
Field-Goal Pct./Tshiebwe	.602	1st [11th]
Field-Goal Pct./Washington	.477	5th [131st]
Free-Throw Pct./Tshiebwe	.699	19th [345th]
Minutes Per Game/Grady	32.42	4th [236th]
Minutes Per Game/Tshiebwe	30.71	12th
Minutes Per Game/Wheeler	30.12	15th
Off. Rebs. Per Game/Tshiebwe	5.20	1st [1st]
Points Per Game/Tshiebwe	16.4	6th [128th]
Points Per Game/Washington	12.8	17th
Rebounds Per Game/Tshiebwe	15.3	1st [1st]
Steals Per Game/Tshiebwe	1.96	5th [47th]
3-Point FGS Per Game/Grady	2.92	3rd [37th]
3-Point FG Pct./Grady	.437	1st [12th]

through games on Feb. 8

SEC Standings

Team	SEC Record	Overall Record	Games Back
Auburn	11-1 (.917)	23-2 (.920)	-
Kentucky	10-2 (.833)	21-4 (.840)	1.0
Tennessee	9-3 (.750)	18-6 (.750)	2.0
Arkansas	8-4 (.667)	19-6 (.760)	3.0
Alabama	6-6 (.500)	16-9 (.640)	5.0
Florida	6-6 (.500)	16-9 (.640)	5.0
LSU	6-6 (.500)	18-7 (.720)	5.0
Mississippi State	5-6 (.455)	14-10 (.583)	5.5
South Carolina	5-7 (.417)	14-10 (.583)	6.0
Vanderbilt	5-7 (.417)	13-11 (.542)	6.0
Missouri	4-7 (.364)	10-14 (.417)	6.5
Texas A&M	4-8 (.333)	15-10 (.600)	7.0
Ole Miss	3-9 (.250)	12-13 (.480)	8.0
Georgia	1-11 (.083)	6-19 (.240)	10.0

through games on Feb. 12

Upcoming in the SEC

Contest	Time	TV Network
Tuesday, Feb. 15		
Florida at Texas A&M	7 p.m.	SEC Network
South Carolina at Ole Miss	7 p.m.	ESPN
Arkansas at Missouri	9 p.m.	SEC Network
Kentucky at Tennessee	9 p.m.	ESPN
Wednesday, Feb. 16		
Georgia at LSU	7 p.m.	SEC Network
Mississippi State at Alabama	7 p.m.	ESPN2/U
Vanderbilt at Auburn	9 p.m.	SEC Network
Saturday, Feb. 19		
Ole Miss at Georgia	1 p.m.	SEC Network
Alabama at Kentucky	1 p.m.	CBS
Auburn at Florida	2 p.m.	ESPN
LSU at South Carolina	3:30 p.m.	SEC Network
Tennessee at Arkansas	4 p.m.	ESPN/2
Texas A&M at Vanderbilt	6 p.m.	SEC Network
Sunday, Feb. 20		
Mississippi State at Missouri	8 p.m.	SEC Network

All times Eastern



NOTES

Quick Facts

GENERAL INFORMATION

Location: Lexington, Ky.
Enrollment: 31,800
Founded: 1865
Colors: Blue and White
Nickname: Wildcats
Conference: Southeastern Conference
All-Time Record: 2,348-732-1 (76.2%)
Arena: Rupp Arena (20,500)
Rupp Arena Record: 630-77 (89.1%) - 46th season
NCAA Championships: 8 (1948, '49, '51, '58, '78, '96, '98, 2012)
NCAA Runners-Up: 4 (1966, '75, '97, 2014)
NCAA Tournament Record: 129-52 (71.3%)
Last NCAAAT Appearance: 2019, Elite Eight
President: Dr. Eli Capilouto (Alabama, 1971)
Athletics Director: Mitch Barnhart (Ottawa, 1981)
MBB Administrator: Kevin Sergent (UNC, 2004)
Head Coach: John Calipari (Clarion, 1982)
Calipari On-Court Record: 805-237 (77.2%)
Calipari UK Record: 360-97 (78.8%)
Athletics Phone Number: 859.257.8000
Starters Returning/Lost: 1/4
Players Returning/Lost: 8/7

Honoring the Cats

Keion Brooks Jr.

- SEC Player of the Week (Jan. 31)
- Kentucky Classic All-Tournament Team
- Naismith Trophy Preseason Watch List
- Preseason All-SEC Second Team (Media/Coaches)

Kellan Grady

- John R. Wooden Award Preseason Watch List
- Naismith Trophy Preseason Watch List
- Lute Olson Award Preseason Watch List
- Jerry West Award Preseason Watch List
- Preseason All-SEC Second Team (Media/Coaches)

Oscar Tshiebwe

- SEC Co-Player of the Week (Feb. 14)
- Naismith Trophy Midseason Watch List
- Kareem Abdul-Jabbar Award Top 10
- John R. Wooden Award Late Season Top 20
- Naismith Trophy Player of the Week (Jan. 31)
- Naismith Defensive Player of the Year Watch List
- The Athletic Midseason First-Team All-America
- Sporting News Midseason First-Team All-America
- Lute Olson Award Midseason Watch List
- USBWA Oscar Robertson National Player of the Week (Dec. 28)
- SEC Co-Player of the Week (Dec. 27)
- Kentucky Classic MVP
- ESPN Preseason Top 25 List
- Kareem Abdul-Jabbar Award Preseason Watch List
- Preseason All-SEC Second Team (Media/Coaches)

TyTy Washington Jr.

- Jerry West Award Top 10
- CBS/USBWA National Freshman of the Week (Jan. 18)
- SEC Co-Freshman of the Week (Jan. 17)
- SEC Freshman of the Week (Jan. 10)
- SEC Co-Freshman of the Week (Jan. 3)
- SEC Freshman of the Week (Dec. 27)
- SEC Freshman of the Week (Nov. 22)
- Kentucky Classic All-Tournament Team
- John R. Wooden Award Preseason Watch List
- Naismith Trophy Preseason Watch List
- Lute Olson Award Preseason Watch List
- 247Sports Preseason Freshman All-America Team

Sahvir Wheeler

- Bob Cousy Award Top 10
- SEC Player of the Week (Dec. 20)
- NCAA March Madness National Player of the Week (Dec. 20)
- Bob Cousy Award Preseason Watch List
- Preseason All-SEC First Team (Media/Coaches)

Top-20 Matchup in Knoxville as Kentucky Visits Tennessee

A matchup of No. 4/3 Kentucky and No. 16/13 Tennessee looms Tuesday as the Wildcats visit the Volunteers in a battle for second place in the Southeastern Conference. The game is set for 9 p.m. and it will be telecast by ESPN.

Kentucky (21-4, 10-2 Southeastern Conference) is in second place in the SEC, a game ahead of the third-place Vols (18-6, 9-3 SEC). The Wildcats take a six-game winning streak into the game while Tennessee has a four-game win streak. The Volunteers have won seven straight in league play, with only a setback at Texas in the Big 12/SEC Challenge marring the current stretch.

Kentucky leads all-time series, 158-75, including a 107-79 home win on Jan. 15, a day that was dedicated to the memory of former head coach Joe B. Hall, who had died that morning. Kentucky shot 67.9% from the field, highest of the John Calipari era. TyTy Washington Jr. and Sahvir Wheeler led the Wildcats with 28 and 21 points, respectively. Santiago Vescovi paced Tennessee with 20 points.

UK has only a narrow 57-52 edge in games played in Knoxville, although the Wildcats have won the last two meetings in Thompson-Boling Arena. Last season, UK won 70-55 in Knoxville as Isaiah Jackson had 16 points, Davion Mintz 15 and Keion Brooks Jr. had a 10-point, 14-rebound double-double. Victor Bailey Jr. led Tennessee with 18 points.

This season's Tennessee edition is led in scoring by a pair of guards, Vescovi (13.6 points per game) and Kennedy Chandler (13.1 ppg). Another guard, 6-6 Josiah-Jordan James, is the leading rebounder with 5.8 per outing. UT has been a prolific 3-point shooting team, averaging nine made per game while shooting 34.5 percent from long range. Defensively, the Vols are among the nation's leaders in steals (9.9 per game) and turnovers forced (17.2 per game).

#OscarWorthy: Tshiebwe Magnificent in Leading Cats Past Gators

Oscar Tshiebwe scored 27 points and had 19 rebounds to lead No. 5/4 Kentucky to a 78-57 win over Florida on Saturday.

Tshiebwe collected his 19th double-double of the season and his seventh in a row. The Wildcats (21-4, 10-2 Southeastern Conference) have won six straight.

TyTy Washington Jr. had 10 points for Kentucky, including eight in the second half, before leaving the game with 12:51 remaining with a lower left leg injury. He did not return.

Kellan Grady had 15 points and Davion Mintz added 11 for the Wildcats.

The Gators (16-9, 6-6) saw their four-game winning streak snapped. Colin Castleton led Florida with 18 points, while Myreon Jones, who made seven 3-pointers in a win over Georgia on Tuesday, finished with just six points.

Kentucky made its first four field goals, including back-to-back 3-pointers by Grady and used a 12-0 run to produce a 20-6 lead.

Despite the sluggish start, the Gators used a 15-2 run of their own to narrow the margin to 22-21 with six minutes remaining in the first half. Kentucky regrouped and responded with six straight points - all by Tshiebwe - and led 33-28 at the half.

The Wildcats put the game away by scoring 13 of the first 15 points to open the second half.

MORE GAME NOTES

- Kentucky has won 16 in a row at Rupp Arena, including all 15 this season.
- Kentucky limited Florida to 57 points. UK is 201-9 (95.7%) under Calipari when keeping the opponent to 63 points or less, including 13-0 this season.
- Kentucky tied a season low for turnovers with only five miscues. UK turned a 10-5 difference in turnovers into a 17-4 advantage in points off turnovers.
- Kentucky dominated the rebounding 41-25, collecting 18 offensive boards that led to a 20-7 gap in second-chance points.

#OscarWorthy: Midseason All-American and National Player of the Year Candidate

At first Oscar Tshiebwe grabbed the nation's attention with historic rebounding numbers. Now he's making a run at national player of the year accolades with outstanding performances in all facets of the game.

Tshiebwe was picked for the Naismith Trophy Midseason Watch List and the Wooden Award's Late Season Top 20 for National Player of the Year, and was named to the Kareem Abdul-Jabbar Top 10 list for the best center in the country. He's also been tabbed to The Athletic's First-Team Midseason All-America squad, and was named among the 15 players on the Naismith Men's Defensive Player of the Year Watch List. Additionally, Tshiebwe was chosen First-Team Midseason All-America by Sporting News and picked for the national player of the year watch list by the Lute Olsen Award.

It's easy to see why he's getting all the attention. Tshiebwe is not only averaging a double-double but doing so with a considerable margin -- averaging a team-best 16.4 points and a nation-leading 15.3 rebounds per game. He is looking to become the first Division I player to average at least 15.0 points and at least 15.0 rebounds per game since Drake's Lewis Lloyd and Alcorn State's Larry Smith each did during the 1979-80 season, and the first Wildcat to do it since Bob Burrow tallied 19.1 points and 17.7 rebounds per game in 1954-55.

In addition to his offensive and rebounding prowess, on the defensive end Tshiebwe is the only major conference player averaging at least 1.4 blocked shots and 1.4 steals per game. He has also snared 67 more rebounds than the next closest player this season.

Setting records what seems like every other night, Tshiebwe has captivated the country with his relentless work ethic and never-ending fight to grab every rebound and loose ball.

"There was actually a moment on the bench ... I was like, 'Yo, Oscar is really good.' It wasn't the fact we were surprised, but sometimes you've got to take the time to appreciate what somebody does," teammate Keion Brooks Jr. said after his eye-popping performance Jan. 11 at Vanderbilt. "Oscar has been tremendous for us all year. He's playing exceptionally well."

When Tshiebwe told everyone before the season that his goal was to average 20 rebounds per game, it was understandable for everyone to chuckle and chalk it up to a little hyperbole.

"We all laughed," teammate Davion Mintz said. "Like, c'mon man. Twenty rebounds?"

Nobody -- most notably opponents -- is laughing now.

"Big O," as his teammates call him, now has five performances of 20 or more rebounds this season, including back-to-back outings to open the season and two straight vs. Western Kentucky and Missouri.

"Now, it's normal," Mintz said. "We're expecting him to get 20."

It seems unreasonable to expect it on a night-in and night-out basis considering the attention the opposition is paying him, but Tshiebwe continues to raise the bar -- and it's not just rebounding now.

On Jan. 25, Tshiebwe had a 21-point, 22-rebound showing in the overtime win vs. Mississippi State, the first 20-20 game for a Wildcat in 46 years, when Mike Phillips produced two such outings in 1976.

"It's about fighting -- keep fighting for your team, for people, for everybody, not for you," Tshiebwe said after the MSU game. "I don't fight for me, I fight for people, for my family and everybody, because I want to inspire a lot of people."

Another eye-popping stretch was a combined 59 points and 30 rebounds in wins vs. Georgia and at Vanderbilt on Jan. 8 and 11. A game after posting 29 points and 17 rebounds vs. Georgia -- the first UK player with at least 29 points and at least 17 rebounds in a game since Jamal Mashburn totaled 38 points and 19 boards vs. Eastern Kentucky on Dec. 8, 1992 -- he went for 30 points and 13 rebounds at Vanderbilt. That marked the first 30-point, 10 rebound-game for a Wildcat since Patrick Patterson did it vs. Tennessee State on Dec.



NOTES

2021-22 Lead-Deficit Comparison

Opponent	Biggest Lead	Biggest Deficit	Biggest Run	Changes	Ties	Led	Trailed	Result
vs. Duke	1 (2nd)	15 (2nd)	11-0	8	2	2:07	35:46	L, 79-71
ROBERT MORRIS	44 (2nd)	-	11-0	0	0	39:43	0:00	W, 100-60
MOUNT ST. MARY'S	31 (2nd)	3 (1st)	18-0	7	2	34:55	4:06	W, 80-55
OHIO	20 (2nd)	8 (1st)	9-0	6	8	17:09	17:05	W, 77-59
ALBANY	26 (2nd)	1 (1st)	10-0	2	0	38:46	0:12	W, 86-61
NORTH FLORIDA	37 (2nd)	5 (1st)	10-0	2	3	28:44	8:24	W, 86-52
CENTRAL MICHIGAN	34 (2nd)	1 (1st)	16-0	2	0	38:50	0:18	W, 85-57
SOUTHERN	14 (2nd)	7 (1st)	9-0	6	5	27:01	10:04	W, 76-64
at Notre Dame	5 (2nd)	5 (2nd)	6-0	15	7	26:10	7:59	L, 66-62
vs. North Carolina	35 (2nd)	2 (1st)	10-0	1	1	38:10	0:14	W, 98-69
WESTERN KY.	35 (2nd)	1 (1st)	15-0	4	1	38:25	0:25	W, 95-60
MISSOURI*	27 (2nd)	1 (1st)	14-0	2	0	37:18	2:04	W, 83-56
HIGH POINT	45 (2nd)	-	17-0	0	2	38:41	0:00	W, 92-48
at LSU*	9 (2nd)	9 (2nd)	11-0	9	3	14:02	24:01	L, 65-60
GEORGIA*	22 (2nd)	6 (1st)	8-0	10	5	27:41	8:28	W, 92-77
at Vanderbilt*	28 (2nd)	-	14-0	0	1	39:11	0:00	W, 78-66
TENNESSEE*	32 (2nd)	2 (1st)	12-0	3	1	38:07	0:41	W, 107-79
at Texas A&M*	6 (2nd)	13 (1st)	9-0	5	5	8:09	26:22	W, 64-58
at Auburn*	10 (1st)	12 (2nd)	13-0	3	5	21:32	15:17	L, 80-71
MISSISSIPPI STATE*	16 (2nd)	2 (1st)	8-0	2	6	40:08	0:08	W, 82-74 ^{OT}
at Kansas	24 (2nd)	3 (1st)	8-0	1	0	37:56	1:13	W, 80-62
VANDERBILT*	16 (1st)	3 (1st)	10-0	7	2	32:55	4:23	W, 77-70
at Alabama*	17 (2nd)	8 (1st)	9-0	7	1	27:18	12:00	W, 66-55
at South Carolina*	14 (2nd)	1 (1st)	8-0	2	1	37:41	0:32	W, 82-72
FLORIDA*	21 (2nd)	2 (1st)	12-0	1	0	38:48	0:47	W, 78-57
at Tennessee*								
ALABAMA*								
LSU*								
at Arkansas*								
OLE MISS*								
at Florida*								
BIGGEST/MOST	45	15	18-0	15	8	40:08	35:46	
TOTALS						768:27	179:29	

22, 2008. The back-to-back performances also marked the first time a Kentucky player has scored at least 29 points in consecutive Southeastern Conference games since Kenny Walker in February 1985.

Tshiebwe has corralled at least 10 boards in all but two games this season, and is in the midst of a stretch of 12 straight games with double-digit rebounds. The last UK player to achieve that feat was Dan Issel, who has the most consecutive games with double-digit rebounds with 12. Issel accomplished the feat twice. Game-by-game rebounding records only date back to the 1967-68 season. It's also the longest stretch by any SEC player since at least 1996-97.

In addition to the season-long honors, Tshiebwe has earned national player of the week distinction from four outlets, the Naismith Trophy (Jan. 31), ESPN's Dick Vitale (Jan. 31), U.S. Basketball Writers Association (Dec. 28), NCAA March Madness (Dec. 28) and ESPN's Jay Bilas (Dec. 28).

Tshiebwe has been elite on the glass from the very beginning of the season. He set new records for the Champions Classic and UK debut with 20 boards vs. Duke in the season opener, nearly tied the Rupp Arena record with 20 rebounds in his first home game, and then shattered that Rupp record with 28 boards vs. Western Kentucky. That easily surpassed Shaquille O'Neal's previous mark of 21. It's worth noting Tshiebwe did that primarily against the tallest player in college basketball, Jamarion Sharp, who stands at 7-foot-5.

With 20 boards the following game against Missouri, his 48 boards tied for the most over a two-game span by any Division I player over the last 25 seasons (according to ESPN Stats & Info).

"I think you can call me a beast for a little bit," Tshiebwe said after the WKU game. "I don't think I qualify as a machine yet. If Coach Cal let me go for those two rebounds, then if I go out with 30, maybe you can call me a machine. Right now, probably call me a beast."

Machine, beast, whatever way you slice it, what Tshiebwe is doing on the boards is historic.

His 19 rebounds against Florida on Feb. 8 were the most yielded by the Gators since O'Neal had 19 on Feb. 5, 1992.

"He was unbelievable," Florida head coach Mike White.

The last player in school history to average at least 14 boards per game in a season at Kentucky was Ed Beck with 14.1 in the 1956-57 season. Bob Burrow owns the Kentucky single-season record of 17.7 rebounds per game, which was set during the 1954-55 season. Only two players under John Calipari have averaged double-figure rebounds for a season: Anthony Davis (2012) and Julius Randle (2014) both hauled in 10.4 per game.

"Everybody wants to do fancy, different things, but for me, rebounding means a lot," Tshiebwe said. "Rebounding can help your team to win the game. You give one more chance to your team. Since I figured it out, if I have to fight, I have to work for the rebound, I'm going to fight for that rebound like no one believes."

Tshiebwe's focus on rebounding has paid dividends with second-chance scoring opportunities. He has scored at least 20 points in eight games. He is the first UK player to register three straight games of 20 or more points since Immanuel Quickley in February of 2020 and is also the first Wildcat to score at least 30 points in a game since Quickley had 30 at Texas A&M on Feb. 25, 2020.

Through games on Feb. 12, he was second in the country with 19 double-doubles.

Some more of Tshiebwe's absurd numbers that haven't already been mentioned:

- He is currently leading the Wildcats in points per game (16.4), rebounds per game (15.3), steals per game (1.9), blocks per game (1.4) and field-goal percentage with a minimum of 100 attempts (60.2%). Since the 1978-79 season, only one Wildcat has led the team in those five categories (minimum 130 field-goal attempts) in a single season -- Anthony Davis in 2011-12
- He is responsible for 37.1% of all of UK's rebounds thus far. Taking away team rebounds, that number jumps to 40.4%
- Tshiebwe's 28 rebounds vs. WKU tied for the sixth-most rebounds in UK history and the most in more than 45 years, when Mike Phillips corralled 28 caroms in an overtime game vs. Tennessee on Jan. 10, 1976
- The 28 rebounds marked the most for a Wildcat in a regulation-length game in more than 52 years, when Dan Issel grabbed 29 rebounds vs. LSU on Feb. 22, 1969
- According to STATS, his 28 rebounds vs. WKU are the most in Division I college basketball since Kendall Gray from Delaware State recorded 30 at Coppin State on March 5, 2015 and tied for the fourth-most rebounds in Division I college basketball dating back to the 1996-97 season
- Tshiebwe had more rebounds than Western Kentucky's entire team (27)
- His 80 rebounds through the first five games were the most by an SEC player in any five-game span since Ben Simmons during the 2015-16 season



NOTES

- His 56 rebounds in his first three games were the most by a Wildcat to start a career since at least 1956-57 (as far back as comprehensive box scores go)
- His 56 boards through the first three games were the third-most through three games over the past 25 seasons in all of college basketball, behind only Kansas State's Michael Beasley (60, 2007) and Oklahoma's Blake Griffin (58, 2008)
- His 22 offensive rebounds in the first two games tied Louisiana Tech's Paul Millsap for the most by an NCAA Division I player in any two-game span over the last 25 seasons
- He is third in the country in offensive rebounding percentage with a 19.5% clip. As a freshman in 2019-20 at West Virginia, Tshiebwe led the nation at 19.0%. The best offensive rebounding percentage dating back to the 2003-04 season is 23.6% by DeJuan Blair from Pitt in 2008-09
- He leads the nation in defensive rebound percentage at 36.6%
- Tshiebwe surpassed last season's rebounding leader, Isaiah Jackson, in total rebounds through 11 games with 170. It took Jackson 25 games to grab 165
- He is the first UK player with 12 straight games with double-figure rebounding since Dan Issel had a 12-game streak in 1969-70
- He is the first UK player with five games of at least 20 points and at least 15 rebounds since Kenny Walker did it five times in the 1984-85 season
- He is the first Wildcat with seven straight double-doubles since Randle had seven to begin his career in 2013

The Winner is ... Oscar Tshiebwe

After averaging 22.5 points and 16.5 rebounds per game in a pair of victories last week, Kentucky junior Oscar Tshiebwe was named Co-Southeastern Conference Player of the Week. It is the second time this season he has been recognized by the league office as the league's top-performing player.

Tshiebwe also was recognized as the National Player of the Week by March Madness' Andy Katz. It's the second time this season Katz has honored Tshiebwe as the overall player of the week.

Tshiebwe, a National Player of the Year candidate, was instrumental in victories at South Carolina and at home against Florida.

He opened the week with 18 points and 14 rebounds at South Carolina. He pulled in 12 rebounds and scored 12 points after halftime as the Gamecocks used an early second-half surge to test the Wildcats.

Against the Gators, Tshiebwe had 27 points and 19 rebounds with 10 of those rebounds coming on the offensive end. It was his team-leading eighth 20-point scoring effort of the season. Tshiebwe with five 20-point, 15-rebound games are the most for a UK player since Kenny Walker also had five such outings in 1984-85.

The Wildcats have now earned nine SEC weekly awards this season. Sahvir Wheeler and Keion Brooks Jr. have each won SEC Player of the Week once and TyTy Washington Jr. has claimed five SEC Freshman of the Week honors.

Kentucky has dominated the weekly SEC awards with John Calipari at the helm. UK has won more weekly SEC honors (119) than any other school during the Calipari era, including 90 SEC Freshman of the Week awards and 29 SEC Player of the Week honors.

Big-Game Cal, Cats

John Calipari's teams aren't just good against the best teams in the country, they're great. Not only does Kentucky own a 66-41 record (62.9%) vs. Associated Press Top 25 teams under John Calipari, UK is 7-4 when both teams are ranked in the AP top five.

All-time, Calipari is 13-8 when both teams are ranked in the AP top five. When both teams are ranked in the AP Top 25, Calipari's all-time record is 88-61, including a 57-33 mark at Kentucky. When both are ranked in the top 10 he has a 27-20 record, including 16-13 at UK.

By defeating top-ranked Michigan State to start the 2019-20 season, UK knocked off the No. 1 team in consecutive seasons for the first time in school history. Kentucky downed Tennessee on Feb. 19, 2019. With the win over MSU to begin 2019-20, the Wildcats have nine victories over the No. 1 team in 25 tries in program history.

Calipari improved to 6-4 vs. the No. 1 team in his career with the win vs. Michigan State, including 3-2 at Kentucky. According to ESPN, Calipari is the only coach with a winning (.600) percentage against No. 1 ranked teams with a minimum of 10 games faced against the No. 1.

Injury Bug a Story with the Cats

The Wildcats have battled injuries and illnesses all season. This does not include CJ Fredrick who is expected to miss the entire season with a hamstring injury. Kentucky has played 12 games at full strength this season.

Keion Brooks Jr.: Missed the North Florida game with an illness

Davion Mintz: Missed the Albany, North Florida and Central Michigan games with an illness

Jacob Toppin: Missed the Robert Morris, Mount St. Mary's, Ohio and Albany games with a shoulder injury; played six minutes at South Carolina, left game because of sprained ankle, then missed the Florida game

TyTy Washington Jr.: Played nine minutes at Auburn, missed the Mississippi State game with an ankle injury; played 26 minutes vs. Florida before leaving with a lower-leg injury

Lance Ware: Missed the Mount St. Mary's, Ohio and Albany games with an ankle injury

Sahvir Wheeler: Played four minutes at LSU, missed the Georgia and at Vanderbilt games with a neck injury

Next Man Up

Kentucky coach John Calipari has always insisted on the "next man up" attitude for his teams. The depth of his rosters has enabled him to go to the hot hand, or exploit matchups with specific advantages a certain player may have.

That has been a key to success for the 2021-22 edition of the Kentucky Wildcats this season. The starting five of Sahvir Wheeler, TyTy Washington Jr., Kellan Grady, Keion Brooks Jr. and Oscar Tshiebwe are all averaging at least 9.7 points per game and playing at least 24 minutes per game. They've been on the floor together for nearly 226 minutes.

That core group is one of the best starting fives in the country. But what makes Kentucky a top-five team in the eyes of the Associated Press and a top-five team in terms of efficiency is the impact its bench can have on a game.

Here are some key performances that led to victories from the following players:

Dontaie Allen: With Washington injured and Wheeler in foul trouble early in the game, he scored five points, three rebounds and a block in the win over Mississippi State


Daimion Collins: Utilized to take advantage of a collapsing defense, he recorded 10 points and six rebounds in nine minutes at Alabama

Bryce Hopkins: With Tshiebwe in foul trouble and Kentucky short-handed in the frontcourt, he logged seven points and seven rebounds in a win over Ohio, which was receiving votes at the time of the matchup

Jacob Toppin: Had 11 points in just 11 minutes at Kansas; provided a spark with nine points, six rebounds, two assists and a block and a steal at Texas A&M; also sparked UK's win at South Carolina with 10 points in only six minutes

Lance Ware: Had four points and four rebounds in 10 effective minutes at Kansas and the UK offense is able to run more dribble-drive motion with him away from the basket; four points and season-high seven rebounds in 14 minutes vs. Florida

Measurables



Daimion Collins

Wing Span

1. Daimion Collins - 7'5"
2. Oscar Tshiebwe - 7'4"
3. Dontaie Allen - 7'2.50"
- T4. Keion Brooks Jr. - 7'1"
- T4. Lance Ware - 7'1"

Max Vertical

1. Jacob Toppin - 42.5"
2. Daimion Collins - 42.0"
3. Davion Mintz - 39.0"
4. Kareem Watkins - 38.5"
5. Sahvir Wheeler - 38.0"

Hand Width

1. Dontaie Allen - 11.5"
2. Oscar Tshiebwe - 10.75"
3. Keion Brooks Jr. - 10.5"
4. Bryce Hopkins - 10.25"
- T5. Daimion Collins - 9.75"
- T5. Kellan Grady - 9.75"
- T5. Jacob Toppin - 9.75"
- T5. Lance Ware - 9.75"

3/4-Court Sprint

1. Davion Mintz - 2.81
2. Oscar Tshiebwe - 3.20
3. Sahvir Wheeler - 3.22
- T4. Daimion Collins - 3.29
- T4. Kareem Watkins - 3.29

185-Pound Bench

1. Oscar Tshiebwe - 16 reps
2. Davion Mintz - 15 reps
3. Kellan Grady - 13 reps
4. Sahvir Wheeler - 11 reps
- T5. Lance Ware - 8 reps
- T5. Kareem Watkins - 8 reps

All-Time Winningest Schools

SCHOOL	WINS
1. Kentucky	2,348
2. Kansas	2,343
3. North Carolina	2,312
4. Duke	2,235
5. Temple	1,958
6. Syracuse	1,953
7. UCLA	1,945
8. Notre Dame	1,933
9. St. John's	1,900
10. Indiana	1,885

through games on Feb. 12



NOTES

Brooks Enjoying Best Stretch of Career

Entering the season, Keion Brooks Jr. was looked to as the leader of the team. He was the only player within the program who had suited up for key minutes in each of the last two seasons.

However, Brooks had yet to have a traditional season in a Kentucky uniform. Following a breakthrough performance his freshman season as the Wildcats overcame an 18-point second-half deficit on the road at Florida with Brooks scoring 10 points, the team never took the floor again as the entire postseason was canceled by the COVID-19 pandemic. Last season, the team played in empty arenas and Brooks missed the first half of the season as he overcame an injury to his leg.

As a junior, Brooks has started all 24 games in which he has played and produced the best statistical numbers of his career. He's averaging 11.2 points per game, 4.6 rebounds and shooting at a 49.1% rate.

However, during the team's current six-game win streak, he's never played better. Brooks is averaging 14.3 points, 5.5 rebounds and shooting 50.8% from the floor.

He was tabbed the Southeastern Conference's Player of the Week after leading the Wildcats in scoring at 19.5 points per game in a pair of victories on Jan. 25 and 29.

Brooks was sensational for Kentucky in a career performance on the road at No. 5 Kansas. The Fort Wayne, Indiana, native scored a career-high 27 points and added eight rebounds as UK won 80-62 over the Jayhawks to help the SEC secure a 6-4 win in the Big 12/SEC Challenge.

Brooks scored 15 straight points for UK at one point in the second half as the Wildcats staved off a Kansas rally that got within 14 points, but no closer, in the second half. He made 9 of 10 at the free-throw line, both career highs.

He scored the most points for UK against a top-five Associated Press opponent since Tyrese Maxey had 27 points against No. 3 Louisville on Dec. 28, 2019, in a 78-70 home victory. It was also the most points on the road for a Wildcat against a top-five team since Derrick Miller had 32 on Dec. 9, 1989, at No. 2 Kansas in a 150-95 loss. Finally, the 27 points were the most on the road in a UK victory against a top-five team since Fred Cowan had 27 on Feb. 14, 1980, at No. 5 LSU. Kentucky won 76-74 in overtime.

Brooks and the Wildcats put together one of the most impressive performances of the season in their victory over Kansas. It marked UK's first win over a top-five AP ranked squad since defeating No. 1 Michigan State, 69-62, on Nov. 5, 2019. The last win over a top-five team in a true road game came on Dec. 27, 2014, when the Wildcats won at No. 4 Louisville, 58-50. Kentucky's 18-point victory marked the largest margin of victory in program history on the road against a top-five team and it was just the 16th loss in Allen Fieldhouse for the Jayhawks in 302 games under Bill Self.

"Super Sixth Man" Mintz: Draws Inspiration From Fan

Kentucky's wins last season often featured late-game heroics from Davion Mintz and the clutch gene has been on display in recent wins at Texas A&M and at home vs. Vanderbilt.

On Feb. 2, Mintz tied his career high with 21 points against Vanderbilt, including five of the

most important of the game.

After a 16-point first-half lead had melted to a precarious 44-43 advantage in the second half, Mintz stepped up with a crucial 3-pointer, beginning an 8-0 run that blunted the visitors' momentum. Mintz bookended the run with two free throws to make the count 52-43 and the Wildcats went on to victory.

Going into the Vanderbilt contest on Feb. 2, Mintz had been in a slump that saw him total just nine points over three games, making only 4 of 19 shots. Following the VU game, he said his 21-point night was fueled by an encounter with a young fan.

"It was right after the Kansas game," Mintz explained. "I was walking out of the locker room and there was this little girl, she was probably a young teenager and she's crying her eyes out as she's walking up to me. She was like, 'I'm so excited to meet you. This is my first time and you're my favorite player. I've been waiting a year.' And I had zero points."

"My heart was kind of heavy because I knew I had been struggling a while. Just to realize that God made me somebody that could make someone else feel special about himself, that just sent me over the top. My parents saw it, my cousin was at the game, he saw it. She couldn't even keep herself together and that meant so much to me that it meant so much to her. That right there is what motivates me, that people can feel so special about themselves and it made me work hard and get in the gym. That's what turned out for today."

Mintz also helped shepherd Kentucky to a key road win in a hostile environment at Texas A&M on January 19.

Playing before the largest crowd in Reed Arena history, despite a season-high 17 turnovers and season-low 36.2 shooting percentage, the Wildcats gutted out a 64-58 win with Mintz leading the way down the stretch.

With UK trailing 48-45 and less than 10 minutes to go, the fifth-year senior warmed to the task. Mintz made two free throws to bring UK closer, and a couple of minutes later, swished a 3-pointer to shove the Wildcats ahead 54-52. After A&M knotted the count, Mintz drove the lane and made a nifty feed for a Jacob Toppin dunk, giving the Wildcats a lead they would not relinquish.

Mintz kept the home team at bay with three defensive rebounds in the waning minutes. With 10 seconds remaining, and UK clinging to a three-point lead, he went to the free throw line. Facing an ocean of white-shirt-clad fans and immersed in a sea of sound, he calmly rattled in the front end of a 1-and-1 to seal the verdict.

"Big rebounds, big rebounds, and that's why I put him back in the game," Coach John Calipari said of Mintz after the game. "I put him back in because I knew he'd do that. But that 3 in the corner out of the timeout, that was big. That kinda put everything on their heels. And I think it had our guys convinced 'oh we can win this.' I'm proud of him and how he's playing, he's doing all the little things."

A year ago in his first season at UK, Mintz made multiple clutch 3s late in games, including a go-ahead 3 with 34 seconds left in a win vs. Auburn and the game-winning 3 with 47 seconds left in a home win vs. Vanderbilt.

As the first player in the John Calipari era at Kentucky to return to school after leading the

UK's Record vs. AP Ranked Opponents and as an AP Ranked Opponent Under Cal

Kentucky (RK)	Opponent Rank																									RV	NR	TOTAL	
	1	2	3	4	5	6	7	8	9	10	11	12	13	14	15	16	17	18	19	20	21	22	23	24	25				
1	-	0-1	0-1	1-0	2-0	2-0	-	2-0	1-0	-	0-1	-	-	-	2-0	1-0	1-0	-	1-0	3-0	1-0	-	-	-	-	6-2	46-3	69-8	
2	1-0	-	-	0-1	1-0	0-1	-	-	-	-	-	1-0	1-0	-	1-0	-	1-0	-	0-1	-	-	-	-	-	-	4-0	24-0	34-3	
3	-	-	-	1-0	-	-	-	-	0-1	-	-	1-0	-	-	-	-	-	-	-	0-1	-	-	-	-	-	1-0	17-0	20-2	
4	-	0-1	-	-	-	-	0-1	0-1	-	-	-	-	1-0	-	-	-	-	-	-	-	-	-	-	-	1-0	2-0	9-2	13-5	
5	1-0	-	-	-	-	0-1	-	-	-	1-0	-	-	-	-	-	-	-	-	0-1	-	-	-	-	1-0	-	2-0	12-0	17-2	
6	-	-	-	-	0-1	-	1-0	1-0	-	0-1	-	-	-	-	-	-	-	-	1-0	-	-	-	-	-	1-0	-	1-0	9-2	13-4
7	-	-	-	0-1	-	-	-	-	-	-	1-0	-	-	0-1	-	-	-	-	1-0	-	-	-	-	-	-	-	-	5-1	7-3
8	-	-	-	-	-	-	-	-	1-0	-	-	1-0	-	1-0	-	1-0	-	-	-	-	-	1-0	-	0-1	-	2-3	13-0	19-4	
9	-	-	-	-	-	-	-	-	-	-	-	-	-	-	-	-	-	-	-	-	-	-	-	-	-	-	9-2	9-2	
10	-	-	-	-	-	-	-	-	0-1	-	-	-	-	0-1	-	-	-	-	-	-	-	-	-	-	-	3-4	15-3	18-9	
11	1-0	-	-	-	-	-	1-0	-	0-1	-	-	-	1-0	-	-	-	0-1	-	-	-	-	2-0	-	-	-	-	6-1	11-3	
12	-	0-1	-	-	1-0	-	-	-	-	-	-	-	1-0	-	1-0	-	-	-	-	-	-	-	-	-	-	2-0	5-1	10-2	
13	-	-	-	-	-	-	-	-	-	-	-	-	-	-	-	0-1	-	-	-	-	-	-	-	-	-	1-0	8-2	9-3	
14	-	-	0-1	-	-	-	-	-	-	-	-	-	-	-	-	-	-	-	-	-	-	-	-	-	-	1-1	9-1	10-3	
15	-	-	-	-	-	-	-	-	-	-	-	1-0	-	-	-	-	1-0	-	-	-	-	-	-	-	-	1-0	6-0	9-0	
16	-	-	-	-	-	-	-	-	-	-	-	-	-	-	-	1-0	-	-	-	-	0-1	-	-	-	-	2-0	5-1	8-2	
17	-	-	-	-	-	-	-	-	-	-	-	-	-	-	-	-	-	-	-	-	-	-	1-1	-	-	-	4-2	5-3	
18	-	-	-	-	-	-	-	-	-	-	-	-	-	-	-	-	-	-	-	-	-	1-0	0-1	-	-	3-2	9-1	13-4	
19	-	-	1-0	1-0	-	-	-	-	1-0	-	-	-	-	-	-	-	-	-	-	-	-	-	-	-	-	-	2-0	5-0	
20	-	-	-	0-1	-	-	0-1	-	-	-	-	-	-	-	-	-	-	-	-	-	1-0	-	-	-	-	-	4-2	5-4	
21	-	-	-	-	-	-	-	-	-	-	-	-	-	-	-	-	-	-	-	-	-	-	-	-	-	2-0	2-1	4-1	
22	-	-	-	-	-	-	-	-	-	-	-	1-0	-	-	-	-	-	-	-	-	-	-	-	-	-	1-0	5-1	7-1	
23	-	-	-	-	-	-	-	-	-	-	-	-	-	-	-	-	-	-	-	-	-	-	-	-	-	0-1	3-0	3-1	
24	-	-	-	-	-	-	-	-	-	-	-	-	-	-	0-1	-	-	-	-	-	-	-	-	-	-	-	0-1	0-2	
25	0-1	-	-	-	-	-	0-1	-	-	-	-	-	-	-	-	-	-	-	-	-	-	-	-	-	-	-	1-1	1-3	
RV	0-1	1-0	-	-	1-0	-	2-0	-	-	0-1	-	1-0	1-0	-	-	-	0-1	-	-	-	-	-	-	-	-	-	-	-	-
NR	-	-	-	0-1	-	-	-	-	0-1	-	1-1	-	-	-	1-0	-	0-1	1-0	-	-	0-1	-	-	-	-	-	-	-	-
TOTAL	3-2	1-3	1-2	3-4	5-1	2-2	4-3	3-1	3-4	1-2	2-2	4-0	5-0	2-2	2-1	4-0	3-1	2-3	3-2	1-1	4-1	5-1	1-2	1-1	1-0	Total	319-74	Total	66-41



NOTES

Points Per Possession

Game	Off. PPP	Def. PPP
vs. Duke	0.97	1.08
ROBERT MORRIS	1.39	0.83
MOUNT ST. MARY'S	1.21	0.83
OHIO	1.20	0.92
ALBANY	1.18	0.84
NORTH FLORIDA	1.09	0.66
CENTRAL MICHIGAN	1.25	0.84
SOUTHERN	1.13	0.96
at Notre Dame	1.00	1.06
vs. North Carolina	1.36	0.96
WESTERN KENTUCKY	1.27	0.80
MISSOURI*	1.09	0.74
HIGH POINT	1.28	0.67
at LSU*	0.85	0.92
GEORGIA*	1.28	1.07
at Vanderbilt*	1.22	1.03
TENNESSEE*	1.47	1.08
at Texas A&M*	0.90	0.82
at Auburn*	1.13	1.27
MISSISSIPPI STATE*	1.04	0.94
at Kansas	1.19	0.93
VANDERBILT*	1.03	0.93
at Alabama*	0.89	0.74
at South Carolina*	1.12	0.99
FLORIDA*	1.32	0.97
at Tennessee*		
ALABAMA*		
LSU*		
at Arkansas*		
OLE MISS*		
at Florida*		

Overall

UK offensive high - 1.47 vs. TENNESSEE
 UK offensive low - 0.85 at LSU
 Kentucky SEC offensive high - 1.47 vs. TENNESSEE
 Kentucky SEC offensive low - 0.85 at LSU
 UK nonconference offensive high - 1.39 vs. RMU
 UK nonconference offensive low - 0.85 at LSU

Opponent offensive high - 1.27, at Auburn
 Opponent offensive low - 0.66, NORTH FLORIDA
 Opponent SEC offensive high - 1.27, at Auburn
 Opponent SEC offensive low - 0.74, 2x, last at Bama
 Opponent nonconference off. high - 1.08, Duke
 Opponent nonconference off. low - 0.66, NORTH FLORIDA

Clutch Free Throws

Free throws during a two-possession game (six points or less) at any point with 3:00 or less to play or overtime:

Player	FTs	Pct.
Oscar Tshiebwe	5-6	.833
Davion Mintz	4-5	.800
Sahvir Wheeler	4-6	.667
Jacob Toppin	2-4	.500
Kentucky	15-21	.714

team in scoring the year before, it was natural for some to heap big expectations on the back of Davion Mintz this season.

With an influx of talent and depth, Mintz was faced with a new role in 2021-22 off the bench. When he missed three games at the end of November with an illness and then struggled to make shots after, it would have been easy for Mintz to lose his confidence.

But not this five-year veteran.

Mintz remained steady in his approach, and it has really paid off during a hot stretch in January. Mintz averaged 12.3 during a six-game stretch from December 31 to January 19.

"It had to pay off," Mintz said recently of coming out of an early season funk. "I have been working my tail off every day, every night, getting extra shots. Just working tirelessly. It can't rain forever. The sun has to come out eventually."

Mintz's January spurt was highlighted by a season-high 19 points vs. Georgia, thanks to a season-best five 3-pointers. The game before, at LSU, Mintz scored 16 points to reach the 1,000-point barrier for his career.

Now up to 8.9 points per game with 35 3-pointers this season, the veteran's consistent approach clearly paid dividends.

"Missing the number of games I did miss, it was tough just getting a rhythm back," Mintz said. "I think it was more of a mental thing for me and just getting a groove back. And getting to my spots again. Then honestly, just confidence. Knowing that I'm a shooter, and the team, and coaches don't care how much I miss they just want me to keep shooting."

The Cats are Winning Any Way They Can

Through games of Feb. 12, there were only three teams in the country that ranked in the top 12 in efficiency in both offensive and defensive rating per KenPom.com. The Wildcats, with the fourth-ranked offense and the 12th-best defense, join Gonzaga and Arizona with that distinction.

UK has won in a variety of ways this season: double-digit win, an overtime win, wins dominated by offensive brilliance, and ones where defense has made the most impact.

This season the Wildcats have set a number of records both offensively and defensively:

- One of the nation's strongest rebounding teams, UK won three straight games (Vanderbilt, at Alabama, at South Carolina) despite being outrebounded in each contest
- UK has limited four teams this season to 10% or lower from 3-point range (at Alabama, at Texas A&M, North Carolina, Duke)
- Alabama's 10% shooting percentage from 3-point range was the lowest by a Power 5 team since at least 2010-11 with at least 30 attempts
- Kentucky limited Alabama on Feb. 5 to the Crimson Tide's season lows with 55 points, 28.1 percent field-goal percentage and 10 percent on 3-point percentage.
- Kentucky is the first team ever to defeat both North Carolina and Kansas by at least 18 points in the same season, with both wins being away from Rupp Arena
- UK's 18-point margin of victory at Kansas on Jan. 29 was the largest in school history against a top-five opponent in a true road game
- UK earned an overtime win over Mississippi State on Jan. 25. It marked the fourth straight win in an overtime game for the Wildcats. UK improved to 63-49 in such games
- On Jan. 19, Texas A&M shot 4.5% from 3-point range (1 of 22) which marked UK's best 3-point field-goal percentage defense ever in a game in which the opponent attempted at least 20 3-pointers
- Kentucky's 107 points against Tennessee on Jan. 15 were the most for UK against an AP Top 25 ranked team since scoring 107 against Vanderbilt on Jan. 4, 1994
- It was the most points Tennessee had yielded in 15 years
- Kentucky made 38 of 56 from the floor, 67.9% against the Volunteers. That marked the highest field-goal percentage in any game at UK under John Calipari
- UK became the first team to post a 60-60-90 shooting line in an SEC conference game over the last 25 seasons against Tennessee
- The Wildcats became only the second team in the nation this season to shoot at least 65% and 60% from 3 vs. a Division I opponent when it turned the trick vs. Tennessee. It

had only happened six times in SEC play since 1996-97 and only five times vs. a ranked foe since 1996-97

- The Wildcats have scored 90 or more in six games this season, the most since having six such games in 2017-18
- Kentucky held High Point to just 48 points on Dec. 31. It was the fewest points UK has allowed since holding Morehead State to 45 points on Nov. 25, 2020
- With 95 points against Western Kentucky and 98 against North Carolina, Kentucky scored 95 points in consecutive games for the first time since Dec. 29, 2016, and Jan. 3 and 7, 2017, when the Wildcats scored at least 95 against Ole Miss, Texas A&M and Arkansas, respectively
- Kentucky dominated the boards 53-17 for a plus-36 margin against Ohio on Nov. 19. It marked the largest rebounding margin of the Calipari era, surpassing a plus-31 margin vs. NJIT on Nov. 14, 2015
- It marked the largest rebounding margin since the Wildcats outrebounded Vanderbilt by 39 (57-18) on Jan. 3, 1998
- Kentucky reached the 100-point mark with 100 points in a win over Robert Morris on Nov. 12. It was the first time UK had hit the century mark since scoring 107 vs. UIC on Nov. 26, 2017

Grady is Mr. 2,000; Has Become UK's "Steady Eddie"

Kellan Grady entered his final season of college basketball having already achieved a lot. He was a 2,000-point scorer and a four-time All-Atlantic 10 recipient and averaged at least 17.0 points per game in every season while at Davidson.

He elected to use his final season of eligibility to challenge himself against the best of the best every day in practice at Kentucky. That challenge was evident early in preseason when Grady was missing open shots and attributed it to the new speed and pace at which his new team was asking him to play.

"It took a couple of weeks to just settle in and be more efficient as a shot maker and as a decision maker," Grady said in the pre-season. "In hindsight, I'm glad I went through two or three weeks of growing pains and having to overcome some adversity and just settling and trusting the process."

Throughout the opening month of the season, Grady was still finding his way. He had just two double-figure scoring efforts in the team's first nine games, including going scoreless against Ohio.

But, after the team's 2-for-19 outing from 3-point range in a loss at Notre Dame, Grady and John Calipari spent a little time together with the head coach demanding more from his most seasoned veteran.

"He and I went to the gym and I worked with him. I took him out at North Carolina," Calipari said. "He passed up on two shots, you're out."

Grady received the message loud and clear.

Over the last 16 games, Grady has made 55 of 121 (45.5%) from long range and is averaging 13.8 points per game. Calipari has begun calling Grady "Steady Eddie" and the reliability of performance on both ends of the court has him leading the team in minutes per game (32.7).

"I realized quickly in the first half against Carolina that if I'm open, regardless of whether it's 26 on the shot clock or six on the shot clock, I'm supposed to shoot it," Grady said following UK's win over Western Kentucky. "So that was really all I needed to hear. I guess I kind of should have known that already, but it's great to have a coach that believes in you and wants you to shoot."

The coach's confidence was reinforced in Kentucky's overtime win vs. Mississippi State. Despite a difficult shooting night in regulation, Grady scored UK's first eight points of OT, highlighted by a pair of 3-pointers that broke open the game.

"I told him after he missed four wide-open shots, 'You'd better keep shooting it,' because he passed one up," Calipari said. "I've got a lot of confidence in him. He has shown that he can miss some shots and come back and make shots."

For the season, Grady leads the Southeastern Conference and ranks 12th nationally with a 43.7% 3-point clip.

With a season-high-tying 23 points against Western Kentucky, Grady reached 100 career games scoring in double figures. With 15 points against Florida, Grady now ranks No. 168 among collegiate scorers of all-time with 2,304 career points.

Grady's current rate of 43.7% from long range would rank eighth



NOTES

in UK single-season history. Travis Ford has the record with 52.9% (101 of 191) in 1992-93.

Wheeler a Finalist for Bob Cousy Award

The coaching staff challenged Sahvir Wheeler before the season to lead the nation in assists. So far, he's risen to the occasion, and his ability to both distribute and score has led to him being named a finalist for the Bob Cousy Award.

Through games on Feb. 12, the Georgia transfer ranks third in the country with 7.2 assists per game. He has dished out double-digit assists four times this season -- including a career-high 14 in the win vs. North Florida -- at least eight assists 11 times, and at least six assists in 18 games.

Wheeler's ability to get the entire team involved is shown by the fact that UK has four players averaging double-figure scoring, and Wheeler himself almost there at 9.7 ppg. The only team in the Calipari era to finish the season with five players averaging double figures was the 2012 national champion team.

Wheeler is one of just 10 players on the Cousy finalist list.

"He's running it down your throat," Robert Morris head coach Andrew Toole said of the pressure Wheeler puts on defenses. "The way that he pushes the ball down the floor just encourages all those other guys to run so hard because he's so unselfish and he's able to get them shots early in the offense. ... He has such a good understanding of the pace, so as soon as there isn't anything there, he's able to organize and get into whatever action they're trying to execute. There were times in the game that even after a made basket where our guys were sprinting back as fast as they can just trying to keep up. It just adds an incredible amount of pressure to your transition defense. There's not many guys that can do what he does."

Wheeler led the Southeastern Conference in assists per game and assist-to-turnover ratio last season at Georgia. His 193 assists in 2020-21 broke Georgia's previous single-season assists record by 24 dimes despite a shortened season.

Wheeler's current rate of 7.17 assists per game is a shade ahead Tyler Ullis' 7.03 average when he set the UK single-season assists record in 2015-16 with 246 dimes. He entered the season ranked sixth among all returners nationally in career assists per game.

It might surprise some to learn that the guy most responsible for setting up his teammates to score also is one of four Wildcats who have scored at least 25 points in a game this season. That would be a sensational 26-point performance vs. North Carolina in the CBS Sports Classic.

Just a week removed from going 0 for 5 at Notre Dame, a game in which the Fighting Irish backed off Wheeler and dared him to shoot, Wheeler bounced back with a 12-for-15 shooting night vs. the Tar Heels. Even when UNC tried to back off, Wheeler continued to drive the ball, probe the defense and eventually get to the rim. His 26 points were one off a career high.

Adding eight assists and a season-high four steals, Wheeler -- according to BigBlueHistory.net -- became the first player in school history post at least 26 points, at least eight assists and at least four steals in the same game.

Calipari was more impressed with Wheeler's leadership than any sort of response Wheeler made after the Notre Dame game.

"Lead us," Calipari said he told Wheeler. "If you're playing great, lead us and get everybody involved. If you're not making shots or you're a little confused, lead us. Lead. That's what he did."

Wheeler played just four minutes at LSU on January 4 and missed the next two games with a neck injury, but has bounced back well since his return.

Washington a Finalist for West Award

With all the star-studded freshmen who have walked through the doors at Kentucky under John Calipari's direction, TyTy Washington Jr. is having one of the best seasons of all of them.

Washington is averaging 12.8 points, 4.1 assists and 3.8 rebounds per game, while shooting 47.7% from the field and 34.6% from 3-point range. The number of freshmen in the country averaging at least 12.0 points, at least 4.0 assists and at least 3.0 rebounds while shooting at 47% or better and 34% or better from the 3: just one, Washington. The total nationally regardless of class: seven.

Even in that rare company and even after entering college as a consensus five-star prospect, Washington had slipped under the radar nationally for much of the season until recently. His quiet efficiency has earned a nickname with his head coach.

"He's like the silent assassin," John Calipari said. "Quietly, he tiptoes in and gets 15 points and nine assists."

Playing for a nationally ranked team, one can go unnoticed for only so long. The national attention is beginning to occur as Washington has been named a finalist for the Jerry West Award that goes to the nation's best shooting guard.

Washington is one of 10 finalists for the honor, the only SEC player and the only first-year player among the finalists.

Washington has a savviness to his game that is veteran-like. He can score with the best of them and has four 20-point games. He has posted double-doubles this season in both points and rebounds and points and assists, first Wildcat to do so since Ashton Hagans in the 2019-20 season.

When called upon to take the lead role as point guard, he goes and breaks a school record held by UK's first-ever No. 1 overall pick in the NBA Draft.

With starting point guard Sahvir Wheeler out vs. Georgia with a neck injury, Washington made his first start at point guard and put on a show. He scored 17 points and broke John Wall's single-game school record with 17 assists. Wall had 16 against Hartford on Dec. 29, 2009.

"I mean, John Wall, I watched him play, I watched a bunch of his highlights at Kentucky, I watched him in the NBA a lot," Washington said. "For me to go out there and break the record is exciting because a lot of other great point guards came here as well. I could be the one who said, 'You know, I went to Kentucky, I set the record.'"

The next game, again without Wheeler, Washington posted 15 points and four assists in a dominating win at Vanderbilt.

Washington has moved into first in the Southeastern Conference and 34th nationally with a 2.48 assist-to-turnover ratio, through games on Feb. 12. He also is now sixth in the league and 107th overall with 4.1 assists per game.

Washington has been able to provide a little bit of everything to the Wildcats this season. He has hit multiple 3-pointers in nine games and dished out at least three assists in 16 games.

"He is a play-making guard," Calipari said after the Georgia game. "Whether he is bringing it up or whether he is away from the ball, he is still a play-making guard who can shoot."

Washington's game has been recognized inside the league as he has reeled in five SEC Freshman of the Week honors. He is the first player in the SEC to win or share the honor in four straight weeks since former UK player Devin Booker won the freshman weekly award four straight times in the 2014-15 season. Coincidentally, that is also the last time a player in the league won SEC Freshman of the Week five times in one season, which Washington has now tied.

The Wildcats have been at their best when Washington is playing well. In Kentucky's 19 victories in which he has played (missing one because of injury), he is averaging 14.2 points per game. Washington is shooting 50.4% from the field and 36.6% from behind the arc in victories. He has scored in double figures in 16 of the 19 wins in which he has played, along with nine points in the dominating victory over North Carolina and eight in the win at Texas A&M.

In the four losses, Washington's averages dip down to 6.0 points and 2.0 rebounds per game, giving credence to the notion that as Washington goes, so does Kentucky.

The loss at Auburn proved the most significant for the Wildcats when they are without Washington. UK's dynamic freshman left the game having only played nine minutes with a left ankle injury. Kentucky was leading the game 25-16 and had led by as many as 10 in the opening half before Washington's departure. Auburn rallied to win, 80-71.

"TyTy is a playmaker for us, another scorer. He's our second-leading scorer. So in a big game like this, you take away 14 points per game, it's as simple as that," Fifth-year guard Kellan Grady said. "We've got other guys who are able to step up, but he made some nice plays in just those nine minutes that he was in there, and I think that could've helped us. But even with me mentioning that, that's not an excuse."

Better Than All the Rest

A number of Wildcats are league leaders in statistical categories and rank among the nation's best (through games on Feb. 12):

- Oscar Tshiebwe is first in the country in rebounds per game (15.3)
- Tshiebwe is first in the nation in offensive rebounds per game (5.2)
- Tshiebwe is first in the country in defensive rebound percentage (35.8%) and second in offensive rebound percentage (19.8%) according to KenPom.com
- Tshiebwe is first in the Southeastern Conference and second in the nation in defensive rebounds per game (10.1)

Lineup Comparison

Most Frequent Lineups	Total Minutes	Points For	Points Against	+/-	+/- Per 40 Min.
Wheeler, Washington, Brooks, Grady, Tshiebwe	225:39	512	354	+158	+28.01
Washington, Brooks, Grady, Tshiebwe, Mintz	85:08	186	148	+38	+17.85
Wheeler, Brooks, Grady, Tshiebwe, Mintz	72:18	135	111	+24	+13.28
Wheeler, Washington, Grady, Tshiebwe, Toppin	62:36	129	108	+21	+13.42
Washington, Grady, Tshiebwe, Toppin, Mintz	47:07	109	65	+44	+37.35
Wheeler, Grady, Tshiebwe, Toppin, Mintz	34:00	53	50	+3	+3.53
Wheeler, Washington, Brooks, Tshiebwe, Mintz	26:01	58	33	+25	+38.44
Wheeler, Washington, Grady, Tshiebwe, Collins	22:41	55	37	+18	+31.74
Wheeler, Grady, Toppin, Mintz, Ware	16:16	34	26	+8	+19.67
Wheeler, Washington, Tshiebwe, Toppin, Mintz	13:43	28	21	+7	+20.41



NOTES

- Tshiebwe is first in the league and second in the country in double-doubles (19)
- Tshiebwe leads the SEC in field-goal percentage (60.2%) and ranks 11th in the nation in the category
- Tshiebwe ranks fourth in the league and 87th overall in blocks per game (1.4)
- Tshiebwe is sixth in the league and 128th nationally with 16.4 points per game
- Sahvir Wheeler leads the SEC and ranks third in the country in assists per game (7.2)
- Wheeler is second in the league and 42nd in the nation in assist-to-turnover ratio (2.39)
- TyTy Washington Jr. ranks first in the SEC and 34th nationally in assist-to-turnover ratio (2.48)
- Washington is fifth in the league in field-goal percentage (47.7%) and 131st in the country
- Washington is sixth in the league and 107th in the country with 4.1 assists per game
- Kellan Grady is tops in the league in 3-point field-goal percentage (43.7%) and 12th nationally
- Grady is third in the SEC and 37th overall with 2.9 3-pointers per game

Milestones Approaching Worth Watching

Several Wildcats are approaching career milestones:

- Kellan Grady needs **45** more 3-pointers to become UK's single-season leader. Jodie Meeks (117) in 2008-09 holds the record
- Sahvir Wheeler needs **three** more assists for 500 in his career
- Wheeler needs **82** assists to become the UK single-season leader. Tyler Ulis (246) in 2015-16 is in first place in the record books
- Wheeler is **one** steal shy of 100 for a career
- Oscar Tshiebwe needs **18** more rebounds to become the seventh player in program history to have at least 400 in a single season

S-E-C! S-E-C! S-E-C!

Kentucky is the Southeastern Conference's gold standard. Since the SEC's inception in 1932-33, the Wildcats are the most dominant team in the league, recording a 1,030-295 mark (77.7%) in regular-season conference play. Only Alabama has won more than 800 regular-season SEC games and no other team owns a better winning percentage.

- UK has averaged 11.6 wins and only 3.3 losses per season in 88 seasons in the SEC
- Kentucky has won 49 SEC regular-season titles and 31 SEC Tournament championships
- The Wildcats have won 16 of the last 29 SEC Tournaments (the 2020 one was not played due to the COVID-19 pandemic)
- UK has captured at least a share of six of the last 12 SEC regular-season championships under John Calipari
- Kentucky has played in the championship game of the SEC Tournament in eight of Calipari's 12 seasons, winning six times
- UK won its 1,000th game in SEC regular-season action vs. Alabama on Jan. 11, 2020. Kansas has won 1,000 conference games when combining its records in the Big 6, Big 7, Big 8 and Big 12, but no other team in the country had won 1,000 or more regular-season league games in one conference alone
- Six teams made the 2021 NCAA Tournament field with Arkansas reaching the Elite Eight and Alabama making the Sweet Sixteen
- The SEC has had 21 NCAA Tournament selections over the last three tournaments, tied for the second most. Only the Atlantic Coast Conference (23) has had more
- The SEC went 7-6 in NCAA Tournament games in 2021. SEC teams are 73-43 (62.9%) in the NCAA tourney since 2012
- The league has advanced at least one team to the Elite Eight in nine of the last 11 tournaments and nine different SEC teams have advanced to the Sweet Sixteen in the last four NCAA Tournaments
- The SEC has held its own in the annual Big 12/SEC Challenge. The SEC leads 31-28 over the last six seasons in the yearly January showdown and won outright in 2021 and '22
- Four SEC teams are in the Feb. 14 Associated Press Top 25, with LSU receiving votes
- Seven SEC teams are ranked in the top 50 of the NCAA Evaluation Tool rankings, five are in the top 25 and four are in the top 16, in games played through Feb. 12.

Cleaning the Glass

With the aforementioned Oscar Tshiebwe leading the nation in rebounding, Kentucky is one of the top teams in the country on the boards.

Through games on Feb. 12, Kentucky leads the country in rebounding margin (plus-10.9 per game), sixth in total rebounds per game (41.2) and 18th in offensive boards per game (12.96). For comparison, the best rebounding margin of the John Calipari era was plus-9.4 in 2013-14 and again in 2018-19.

The Wildcats are 18-1 this season when winning the rebounding. UK has been at least plus-

11 in 15 of the 21 victories.

Against Ohio, Kentucky outrebounded the Bobcats by 36, the top rebounding margin of the Calipari era and the school's best since the Wildcats outrebounded Vanderbilt by 39 (57-18) on Jan. 3, 1998, in a 71-62 win. Perhaps more impressive was the plus-18 advantage vs. a bigger, taller North Carolina team that entered its matchup with Kentucky on Dec. 18 ranked 13th in the country in rebounding margin.

With Tshiebwe's 19.8% offensive rebounding percentage, UK is fourth in the country in offensive rebounding percentage (37.6%) through games on Feb. 12, according to KenPom. The Wildcats have capitalized with the additional opportunities with 14.3 second-chance points per game.

Always Efficient

According to Ken Pomeroy's calculations on kenpom.com, Kentucky teams under John Calipari have consistently ranked among the most efficient teams in the country per possession.

Season	Offense (Rank)	Defense (Rank)	Overall
2021-22	119.2 (4)	89.9 (12)	3rd
2020-21	108.0 (84)	93.1 (35)	49th
2019-20	112.7 (24)	95.1 (52)	29th
2018-19	117.6 (14)	90.1 (8)	8th
2017-18	115.8 (24)	95.4 (22)	17th
2016-17	119.1 (12)	91.4 (7)	4th
2015-16	120.4 (5)	98.0 (53)	6th
2014-15	119.3 (5)	86.5 (2)	1st
2013-14	117.6 (10)	96.9 (4)	11th
2012-13	108.8 (42)	99.1 (129)	42nd
2011-12	122.9 (2)	88.2 (9)	1st
2010-11	118.1 (7)	90.4 (15)	6th
2009-10	116.1 (15)	86.2 (6)	3rd

through games on Feb. 12

Cats Deliver the Knockout Punch

Kentucky is 306-13 (95.9%) in the John Calipari era when leading by at least 10 points at any time in the contest.

Ten of the 13 losses in the Calipari era are to conference opponents.

Perhaps most impressive of all is that 69.8% of games Calipari has coached in at Kentucky have produced 10-point leads at some point during the game for UK. The Wildcats have led by 10 points or more in a whopping 85.0% of Calipari's 360 career wins at Kentucky.

Hold Them to 55 Points, 40%

Defense has always been a recipe for success for the Wildcats under John Calipari. The special ingredient: 55 points. Kentucky is a perfect 83-0 under Calipari when holding the opponent to 55 points or fewer, including 4-0 this season.

The Wildcats are 201-9 (95.7%) under Calipari when limiting the opponent to 63 points or less, including 13-0 this season.

Kentucky also fares well when it keeps the competition to 40% or less from the floor. UK is 220-24 (90.2%) vs. opponents under Calipari when its field-goal percentage is 40% or less. Kentucky is 11-0 this season when limiting an opponent to 40% or less.

Cats Don't Count on the 3

Kentucky has never been reliant on the 3 under John Calipari. Even with more shooters at their disposal, this season is not an exception.

So far UK is generating 24.2% of its points from beyond the arc, which is ranked 335th in the country (through games of Feb. 12), and 28.9% of its attempts are from long range.

Kentucky's perimeter shooting is led by Kellan Grady, who has sunk 73 of 167 for a 43.7% clip thus far, the best mark in the Southeastern Conference and 12th nationally through games on Feb. 12. Davion Mintz and TyTy Washington Jr. have 35 and 27, respectively. As a team, the Wildcats are connecting at a 35.6% rate, tops in the SEC.

UK was expecting to add the nation's top 3-point shooter over the last two seasons (percentage with a minimum of 150 attempts) in Iowa transfer CJ Fredrick, but he is likely to miss the 2021-22 season after undergoing surgery to repair a left hamstring injury.

Even without Fredrick, this team has been capable of sinking the 3-point shot and shown signs of being able to make them in a flurry. The Wildcats made 52.2% against Robert Morris with 12 makes and made 17 of 35 (48.6%) vs. North Carolina and Western Kentucky. The Cats canned 11 of 18, a season-high 61.1 percent, vs. Tennessee.

If you have followed Calipari's teams over the years, Kentucky has never relied on the 3-point shot. While teams nationally are taking more 3-point shots than ever before, UK has generally bucked the trend and played to the style that's best suited for that particular group.

Wins vs. Losses in 2021-22

Result	FG%	Opp. FG%	3-Pt. FG%	Opp 3-Pt. FG%	FT%	RPG	APG	TOPG	BPG	SPG	PPG	Opp PPG
Wins	.504	.389	.366	.286	.736	42.5	18.1	12.1	4.3	7.3	84.2	62.6
Losses	.419	.488	.301	.315	.654	34.2	11.8	10.5	4.8	6.3	66.0	72.5



NOTES

The highest percentage of 3-point shots taken under Calipari was the 2010-11 Final Four team that lofted 32.4% of its shots from beyond the arc. No surprise, that team consisted of Brandon Knight and Doron Lamb on the perimeter. That team is also Calipari's top 3-point shooting team at Kentucky. The most attempts per game in the Calipari era was the 2016-17 squad that took 19.89 3-point shots per game.

Not relying on the 3 certainly hasn't hurt the Wildcats. UK is 10-3 all-time under Calipari when making one or fewer from long range.

Year	% of Attempts from 3	3-Point FG%
2009-10:	.313	.331 (lowest)
2010-11:	.324 (highest)	.397 (highest)
2011-12:	.265	.378
2012-13:	.293	.346
2013-14:	.276	.332
2014-15:	.271 (lowest)	.349
2015-16:	.310	.366
2016-17:	.316	.353
2017-18:	.258	.357
2018-19:	.296	.354
2019-20:	.266	.343
2020-21:	.322	.336
2021-22:	.289	.356 (highest in four years)

Sharpe Joins the Team; Will Not Play This Season

Shaedon Sharpe, originally a part of the 2022 signing class and the consensus No. 1 player in the 2022 class, has enrolled early at the University of Kentucky and is on campus.

Sharpe arrived the first week of January and is practicing with the team. John Calipari announced on Feb. 7 that Sharpe would not play for the Wildcats this season.

"After talking with Shaedon and his parents, we want to end all of the speculation by again saying that he will not play for us this season," Calipari said. "He is committed to bettering himself and our team in practice this year and being better prepared to lead us next season.

The London, Ontario, native measured in at 6-foot-6, 200 pounds upon arrival on campus.

Sharpe averaged 22.6 points, 5.8 rebounds, and 2.7 assists in the 2021 Nike Elite Youth Basketball League this past summer. If the rankings hold and Sharpe remains in the 2022 class, he would be the first consensus No. 1 prospect to sign with Kentucky since Nerlens Noel in 2012.

Transfer of Power

Kentucky has dominated the recruiting scene under John Calipari, ranking in the top three of every major national recruiting ranking until this past class.

UK's 2021 freshman haul is once again very good, but Calipari and his staff went a different route in restocking the roster for 2021-22: transfers.

With student-athletes in basketball now granted a one-time waiver to transfer without penalty, UK picked up three transfers in the offseason in Kellan Grady (graduate transfer), a 2,000-point scorer from Davidson, Sahvir Wheeler, Georgia's single-season assists leader, and Iowa's CJ Fredrick, the Big Ten's top 3-point shooter over the last two seasons.

But those are just half of the transfers on the roster. Former All-Big 12 performer Oscar Tshiebwe transferred from West Virginia in the middle of last season and Kentucky returners Davion Mintz (Creighton) and Jacob Toppin (Rhode Island) changed schools before the 2020-21 season. Mintz was Kentucky's leading scorer last season and Toppin played major minutes.

UK's six transfers are its most on a roster in school history.

Taking out Mintz and Toppin, who had already played minutes at Kentucky prior to the 2021-22 season, UK's four newest transfers (Fredrick, Grady, Tshiebwe and Wheeler) combined for 3,538 points at their previous stops. That's the seventh-biggest haul in the 2021-22 transfer class in the country.

Their production additions are significant nationally. Grady, with 2,002 career points, entered the season with the second-most points in college basketball on an active roster (only Antoine Davis from Detroit-Mercy, with 2,040, had more). Fredrick had the top 3-point percentage in the country among all players with at least 150 3-point attempts starting the 2021-22 year. And Wheeler ranked sixth among returners nationally with 5.82 assists per game.

The transfers have made a big impact for the Cats this season. Through games of Feb. 12, Tshiebwe led the country in rebounding with 15.3 boards per game and paces the Wildcats in scoring with 16.4 points per game; Wheeler was third in the nation in assists with 7.2 dimes per contest; Grady is averaging 12.1 points per game and shooting 43.7% from long range, which ranked 12th in the country; Mintz is averaging 8.9 points per game this season; and Toppin's versatility and athleticism have added a great spark off the bench.

Unfortunately, the Wildcats likely will be without Frederick for the remainder of the season after undergoing surgery for a right hamstring injury.

The Rookies are Still Good

Although the influx of transfers has stolen the headlines of this Kentucky team, don't overlook the freshmen. Just like every John Calipari team at Kentucky, this freshman class is loaded, albeit a bit smaller in terms of total numbers.

UK's three freshmen were all consensus four- or five-star prospects and all were consensus top-50 signees and have all played a key role in the first half of the season.

Forward Daimion Collins, a 6-foot-9 pogo stick who has drawn comparisons to Isaiah Jackson -- a first-round pick in the 2021 NBA Draft -- was ranked as high as No. 13 by 247Sports. He has shown his potential with four games of eight or more points and three games with three or more blocks. He made his best all-around showing in the win at Alabama, when he sparked the Wildcats with 10 points and six rebounds in nine minutes of action.

Guard TyTy Washington Jr. rose up the rankings late in the spring cycle and was tabbed the No. 14 overall player in the class by Rivals and ESPN. Averaging 12.8 points, 4.1 assists and 3.8 rebounds per game, he is playing like one of the best freshmen in the country and is a finalist for the Jerry West Award as the nation's best shooting guard. He also set a UK single-game record with 17 assists in the win over Georgia as he primarily played point guard filling in for the injured Sahvir Wheeler, and in the first game following Wheeler's return, exploded for a career-high 28 points in a win over Tennessee.

And forward Bryce Hopkins, ranked as high as No. 33 by ESPN, drew rave reviews from Calipari in the preseason for his skill level and toughness. In his first extended opportunity vs. Ohio, Hopkins stepped up with Kentucky's front court in foul trouble and contributed seven points and seven rebounds in 16 minutes. He scored seven points in eight minutes vs. North Florida.

Of course, none of that factors in midseason enrollee Shaedon Sharpe, who was the No. 1 overall player in the class of 2022. Sharpe decided to enroll at Kentucky in January. The NBA has declared Sharpe eligible for the 2022 draft, although Calipari has stated that Sharpe still intends to be at UK in the 2022-23 season.

The class ranked outside the top three in the major recruiting services for the first time in the Calipari era but only because of the smaller class size. Don't expect it to be the trend as UK is already in the hunt for the top class in 2022.

Efficiency Stats

#	Player	Min	AST%	EFG%	TS%	Usg%	DRB%	ORB%	TRB%
03	TyTy Washington Jr.	707	23.3	.528	.547	22.0	11.4	2.6	7.2
11	Allen, Dontaie	116	8.0	.370	.396	23.3	15.9	5.0	10.7
12	Brooks Jr., Keion	588	7.1	.502	.544	22.9	13.3	7.5	10.5
14	Canada, Brennan	13	14.1	.750	.750	14.9	0.0	9.0	4.3
04	Daimion Collins	183	3.5	.592	.638	18.4	20.2	10.2	15.4
31	Grady, Kellan	817	4.9	.632	.639	15.0	5.9	1.0	3.5
23	Hopkins, Bryce	155	6.9	.457	.469	20.0	12.6	10.5	11.6
10	Mintz, Davion	518	12.1	.506	.541	19.1	8.4	2.9	5.8
20	Payne, Zan	13	0.0	.333	.515	32.6	16.7	0.0	8.7
00	Jacob Toppin	307	11.9	.582	.628	16.4	14.5	8.0	11.4
34	Tshiebwe, Oscar	764	6.3	.602	.632	23.7	35.9	19.9	28.2
55	Ware, Lance	135	2.2	.750	.667	14.8	21.8	10.4	16.3
25	Watkins, Kareem	13	19.8	.000	.000	14.9	16.7	9.0	13.0
02	Sahvir Wheeler	696	36.4	.470	.511	19.9	5.6	2.2	4.0



NOTES

Taking Care of Business

Kentucky's 66-41 record vs. opponents ranked in the Associated Press Top 25 in John Calipari's tenure is impressive, but the Wildcats' ability to beat all-comers can't be overlooked. Under Calipari, UK is 294-56 vs. unranked competition, 84.0%.

Kentucky's Schedule Packs a Punch

Kentucky's schedule is always among the toughest in the country and this season has been no different.

During the nonconference schedule, UK played the likes of Duke in New York in the Championships Classic, at Notre Dame, a matchup vs. North Carolina in Las Vegas in the CBS Sports Classic and at Kansas in the Big 12/SEC Challenge.

League play has made the schedule even tougher. UK is playing its permanent home-and-away opponents of Florida, Tennessee and Vanderbilt twice, plus hosting and visiting Alabama and LSU. The Wildcats will face the remaining eight SEC opponents once. The league has earned 21 berths in the last three NCAA Tournaments, tied for the second most in college basketball in that time period.

Six Kentucky opponents are ranked in the Feb. 14 Associated Press Top 25. Nonconference opponents in Kansas (6th) and Duke (9th) are among the ranked teams.

In addition to the Wildcats, the other SEC programs ranking among the top 25 include Auburn (2), Tennessee (16), Arkansas (23) and Alabama (25). LSU and Notre Dame are receiving votes.

Kentucky has already played five foes who were ranked at the time of the game -- Duke, LSU, Tennessee, Auburn and Kansas. The Wildcats are slated for three additional matchup vs. currently ranked foes.

Best in the Bluegrass

Kentucky is 21-3 against in-state foes with John Calipari at the helm, including an 11-3 mark vs. Louisville.

Two of the victories over the Cardinals were during postseason play. The Wildcats have won all six meetings played inside Rupp Arena, including a 29-point win in 2017-18, the third-largest margin of victory in the history of the series. UofL's three wins are by a combined nine points.

Here is a list of the meetings between the state's two premier programs in the Calipari era:

- Jan. 2, 2010 - UK won 71-62 at Rupp Arena
- Dec. 31, 2010 - UK won 78-63 at the KFC Yum! Center
- Dec. 31, 2011 - UK won 69-62 at Rupp Arena
- March 31, 2012 - UK won 69-61 at the Superdome (NCAA Final Four in New Orleans)
- Dec. 29, 2012 - Louisville won 80-77 at the KFC Yum! Center
- Dec. 28, 2013 - UK won 73-66 at Rupp Arena
- March 28, 2014 - UK won 74-69 at Lucas Oil Stadium (NCAA Sweet Sixteen in Indianapolis)
- Dec. 27, 2014 - UK won 58-50 at the KFC Yum! Center
- Dec. 26, 2015 - UK won 75-73 at Rupp Arena
- Dec. 21, 2016 - Louisville won 73-70 at the KFC Yum! Center
- Dec. 29, 2017 - UK won 90-61 at Rupp Arena
- Dec. 29, 2018 - UK won 71-58 at the KFC Yum! Center
- Dec. 28, 2019 - UK won 78-70 (OT) at Rupp Arena
- Dec. 26, 2020 - Louisville won 62-59 at KFC Yum! Center

One of the Most Experienced Squads in School History

This Kentucky team isn't just experienced by the standards of the usually green John Calipari era, it's historically experienced.

This group, stocked with transfers who played major minutes at other schools, key returners and only three freshmen, started the season with 13,385 total minutes at the NCAA Division I level. That is more than any team in the history of Kentucky basketball entering a season (minutes statistics available through the 1964-65 season).

Other metrics back up the experience. This team also returned 5,203 career points at the NCAA Division I level, the second most in school history. Only the 1995-96 national title team -- hailed as one of the greatest college basketball teams of all-time -- returned more with 5,232 points (that team, like 2021-22, was aided by transfers with Derek Anderson and Mark Pope).

The 2021-22 squad had played in 541 Division I games entering the season, the most by a Kentucky team since the 2002-03 group returned 559 games to its roster.

This team is also rather long in the tooth. Using strictly years, the 2021-22 team averaged 20.7 years in age as of Nov. 1, 2021. The 2019-20 group had an average age of 19.5 years old. The 2021-22 mark is among the top 25 oldest teams in the country. If one factors in a player's down-to-the-day age (in other words, their age number plus days), this team's average age is actually 21.2 years old, as of Nov. 1, 2021.

It should be noted with all the experience boosts that college basketball is collectively older with the NCAA's COVID-19 additional season of eligibility. Davion Mintz and Kellan Grady are using an extra season for Kentucky. And Kentucky's experience does take a hit with the likely season-ending loss of redshirt junior CJ Fredrick (hamstring).

Factoring in the midseason addition of Shaedon Sharpe, UK's roster features a sixth-year graduate, a fifth-year graduate, two redshirt juniors, five juniors, a redshirt sophomore, two sophomores, and four highly touted four- and five-star freshmen. Nine of the 16 players are

juniors or above.

It is true that not all experience is equal. Experience in college basketball is not the same as experience at Kentucky.

But even by those standards, this is one of Calipari's most veteran groups. From just a UK returners standpoint, Calipari's squad returned 42.1% of its minutes, 41.9% of its scoring, 39.0% of the rebounds, 42.4% of the assists and 60.6% of the 3-pointers from a season ago. For comparison, the only two Calipari-coached Kentucky teams that returned more UK minutes and more points (in terms of percentages) than the 2021-22 team returns were the 2011-12 national championship squad and the 2014-15 Final Four team that started the season 38-0.

Mintz is the first Wildcat to return to school after leading the team in scoring average the previous season since Randolph Morris led the 2005-06 squad and came back to Kentucky for the 2006-07 season.

How big of a change is the returning experience for Calipari? All but one of his previous 12 teams at UK ranked in the bottom 20 nationally in Ken Pomeroy's experience rankings, including two teams that were dead last.

Despite that experience, the Wildcats only rank 207th in the country, according to KenPom.com, in terms of experience this season, through games on Feb 8.

"When you have veterans, they're on time," Calipari said. "Without even saying anything, they lead. That's been fun. I haven't had many teams with veteran kind of players on it, so I kind of forget that it takes one thing off your plate."

Tshiebwe Wins National Honors After 28-Rebound Performance

Oscar Tshiebwe's historic rebounding performance vs. Western Kentucky earned the junior forward Oscar Robertson National Player of the Week honors from the U.S. Basketball Writers Association on Dec. 28.

Tshiebwe is the seventh UK player to win the Oscar Robertson Player of the Week award since its inception during the 2009-10 season. He is the first since Nick Richards claimed the honor on Dec. 31, 2019. Other UK honorees include PJ Washington (2018-19), Kevin Knox (2017-18), Malik Monk (2016-17), Julius Randle (2013-14) and Doron Lamb (2010-11). Anthony Davis won the Oscar Robertson National Player of the Year honor in 2012.

Tshiebwe was also named NCAA March Madness National Player of the Week on Dec. 27 after one of the all-time greatest rebounding performances in school history. The West Virginia transfer set a Rupp Arena record with 28 rebounds, breaking the previous mark of 21 set by Shaquille O'Neal (Feb. 15, 1990).

It tied for the sixth-most rebounds in UK history and the most in more than 45 years, when Mike Phillips corralled 28 caroms in an overtime game vs. Tennessee on Jan. 10, 1976. The 28 rebounds were also the most for a Wildcat in a regulation-length game in more than 52 years, when Dan Issel grabbed 29 rebounds vs. LSU on Feb. 22, 1969.

According to STATS, Tshiebwe's 28 rebounds are the most in Division I college basketball since Kendall Gray from Delaware State recorded 30 at Coppin State on March 5, 2015, and it tied for the fourth-most rebounds in Division I college basketball dating back to the 1996-97 season. Tshiebwe had more rebounds than Western Kentucky's entire team (27). He also added 14 points to notch his ninth double-double of 2021-22.

The Oscar Robertson Player of the Week honor culminates with the Oscar Robertson Trophy, awarded to the national player of the Year by the USBWA at the end of the season. It bears the name and image of Cincinnati Hall of Famer and two-time USBWA Player of the Year Oscar Robertson. It is the nation's oldest player of the year award and the only one named after a former player. Robertson was the first NBA player to average a triple-double, was an NBA champion (1971) and NBA MVP (1964) and was a two-time USBWA College Player of the Year selection (1959, 1960).

Booker and Towns Named 2022 NBA All-Stars

Two Kentucky men's basketball alumni in Devin Booker and Karl-Anthony Towns were named to the 2022 NBA All-Star Game on Feb. 20 in Cleveland. Booker is making his third consecutive appearance, while Towns' selection is the third of his career and first since 2019. Kentucky and Kansas are the only two programs to have multiple selections to the 2022 game.

Kentucky has enjoyed unprecedented success at putting players in the NBA under John Calipari. In the 12-plus seasons of the Calipari era, 43 players have been selected in the NBA Draft, more than any other school. Included in the recent run are 32 first-round picks, three No. 1 overall selections (Anthony Davis, Towns and John Wall) and 21 lottery selections. A staggering 27 players from Kentucky were on 2021-22 NBA opening-day rosters (including two-way and inactive lists), the most of any school.

Calipari's players are not only reaching the next level, but they are also succeeding when they do. Since 2010, eight Calipari-coached players have garnered 28 All-Star selections with the latest picks. Derrick Rose (from Memphis) was named league MVP in 2011. Five of his players have been tabbed All-NBA (Rose, Wall, Davis, DeMarcus Cousins and Towns), three have been named NBA Rookie of the Year (Rose, Tyreke Evans and Towns), Julius Randle was tabbed the NBA's Most Improved Player in 2021 and 15 players from Calipari's first 11 teams at Kentucky have made the NBA All-Rookie teams.

In addition to UK's two All-Star selections, Tyrese Maxey was named to the 2022 Rising Stars Game. Maxey is the 25th former UK player to make an appearance in the game as a part of All-Star Weekend festivities and he's the 18th member of the Philadelphia 76ers organization to appear in the game.

Towns will also participate in Saturday's 3-Point Shooting contest.



NOTES

UK Leads With 27 on NBA Opening-Day Rosters

The tipoff to the 2021-22 NBA season featured 27 players on NBA opening-day rosters (including two-way and inactive players) who played and finished their college basketball careers at Kentucky, more than any other college program in the country. Duke, with 21, was the only other school with more than 20 players in the NBA.

With call-ups throughout the season, the number has ballooned to 32 players who have appeared on an NBA roster in 2021-22.

Of the 30 NBA franchises featuring a Wildcat to start the season, 17 had multiple UK players to open the season.

Arguably the two most visible and storied NBA franchises, the New York Knicks and the Los Angeles Lakers, started the season with the most.

The Knicks – nicknamed the Kentucky Knicks by much of Big Blue Nation for UK's significant roster presence – began the season as the leader in NBA Wildcats with four. Former Kentucky stars Kevin Knox II (2018), Nerlens Noel (2013), Immanuel Quickley (2019-20) and Julius Randle (2014) called New York their professional home at the start of the season. A fifth player, Derrick Rose, also played for John Calipari but at Memphis (2008), and assistant coach Kenny Payne was a longtime UK assistant. All played prominent roles in the Knicks' run to the NBA Playoffs last season.

The Lakers were just behind the Knicks with three former Kentucky players in Anthony Davis (2012), Malik Monk (2017) and Rajon Rondo (2005-06) to start the season. Davis and Rondo won NBA titles with the Lakers in 2020. Adding to the UK ties, is head coach Frank Vogel who is a Kentucky graduate and former Wildcat student manager and video coordinator.

Five other franchises – the Charlotte Hornets (Nick Richards [2018-20], PJ Washington [2018-19]), the Detroit Pistons (Hamidou Diallo [2017-18], Trey Lyles [2015]), the Los Angeles Clippers (Eric Bledsoe [2010], Brandon Boston Jr. [2021]), the Miami Heat (Bam Adebayo [2017], Tyler Herro [2019]) and the Minnesota Timberwolves (Karl-Anthony Towns [2015], Jarred Vanderbilt [2018]) – opened the season with at least two Wildcats apiece.

Rondo, now in his 16th season, remains the most experienced Kentucky player in the league. Boston Jr. and Isaiah Jackson (2021) are the youngest-tenured NBA Wildcats as rookies.

Of the 27 Wildcats on opening-day NBA rosters, John Calipari coached 26 of them. With Rose, a former Calipari player at Memphis, Calipari also coached 27 players on 2021-22 opening-day rosters.

More than 20 other Wildcats are slated to play in the NBA G League or play professionally overseas. Other notable alumni include, 1978 national champion Dwane Casey, who returns as head coach of the Detroit Pistons, and Pat Riley continues to serve as president of the Heat.

Kentucky has enjoyed unprecedented success at putting players in the NBA under Calipari. In the 12 previous seasons of the Calipari era, 43 players have been selected in the NBA Draft, more than any other school. Included in the recent run are 32 first-round picks, three No. 1 overall selections (Davis, Towns and John Wall [2010]) and 21 lottery selections.

Calipari's players have entered the league NBA-ready. His players have garnered 26 All-Star selections – all since 2010 – with Davis winning the game's MVP honor in 2017. Rose was named NBA MVP in 2011. Six of his players have been tabbed All-NBA (Rose, Wall, Davis, Towns, Randle and DeMarcus Cousins), three have been named NBA Rookie of the Year (Rose, Towns and Tyreke Evans), and 15 players from Calipari's first 11 teams at Kentucky have made the NBA All-Rookie teams. UK has produced more All-NBA players, more NBA All-Rookie and more NBA All-Defensive players than any other school in the Calipari era.

The 2020-21 season was another successful one for the former Kentucky stars. Randle was named the 2021 NBA Most Improved Player while Devin Booker (2015) achieved superstar status with a sensational run to the NBA Finals. Following the season, Adebayo, Booker and Keldon Johnson (2019) won gold medals with the U.S. Olympic Team at the Summer Games.

Using figures compiled by basketball-reference.com and spotrac.com, Calipari-coached players only (which includes Rose but not Rondo) have amassed nearly \$3.4 billion in career NBA contracts. In the 12 seasons Calipari has been the head coach at Kentucky, his players have totaled nearly \$3 billion in NBA contracts.

In the 2021-22 season alone, former UK players are slated to make nearly \$340 million. Calipari-coached players only (which includes Rose but not Rondo) will make about the same.

Calipari produced a top-10 pick in 11 straight drafts prior to 2020, a feat no other coach has ever accomplished. He has a streak of 14 consecutive drafts with a first-round pick. Calipari is the only coach in the history of the sport to have four players drafted No. 1 overall (Rose – 2008, Wall – 2010, Davis – 2012, Towns – 2015).

A breakdown of the Wildcats in the NBA can be found later in the notes.

"Kentucky United" Relief Efforts Raise Millions

In immediate response to the devastating tornadoes that tore through Western Kentucky on Dec. 10 and 11, the University of Kentucky athletic department, along with JMI Sports and WLEX-TV, produced a "Kentucky United for Tornado Relief" telethon that helped generate more than \$3 million (with matching funds) to assist victims of the storms.

With an online portal that remained open through the rest of December and with a \$100,000 donation from proceeds, the tabulation reached more than \$5 million.

One hundred percent of the proceeds will go to the American Red Cross to aid in the relief efforts in Kentucky and to benefit the victims of the catastrophic event.

Every head coach who was in Lexington during the broadcast of the telethon volunteered his or her time. The coaches teamed with UK student-athletes, who took time off during exam week to handle the multitude of telephone calls.

In addition to Calipari and his wife, Ellen, contributing to the cause, several former play-

ers also provided support, including Bam Adebayo (2017), Eric Bledsoe (2010), Devin Booker (2015), Willie Cauley-Stein (2013-15), DeMarcus Cousins (2010), Enes Freedom (2011), Tyrese Maxey (2020), Malik Monk (2017), Jamal Murray (2016), Julius Randle (2014), Karl-Anthony Towns (2015) and John Wall (2010).

Spearheaded by Calipari, UK has held three previous telethons to assist with natural disasters. In 2010, Kentucky and Calipari used a telethon to raise more than \$1 million for victims of the devastating earthquake in Haiti. UK followed that up with another telethon in 2012 that generated \$1 million for victims of Superstorm Sandy, and again in 2017 following Hurricane Harvey that devastated the city of Houston. Calipari also helped raise funds for West Liberty, Kentucky, after tornadoes ravaged the town in 2012.

In addition to the telethon, Calipari, UK Athletics Director Mitch Barnhart, and former players Jack "Goose" Givens and Darius Miller joined Kentucky Gov. Andy Beshear and Lt. Gov. Jacqueline Coleman in Western Kentucky on Dec. 19 to hand out shoes to Kentucky residents displaced by the devastating tornadoes. The shoes were provided by Samaritan's Feet, an organization that provides shoes in need. Samaritan's Feet CEO Manny Ohonme also made the trip to deliver the shoes.

Approximately 5,000 pairs of shoes were on site for the two stops at Lake Barkley and Pennyryle state parks with another 5,000 expected to arrive soon after.

Beshear said on Dec. 19 that 944 people were being housed by the state after their homes were affected by the tornadoes. Nearly all seven state parks were at capacity as of that Friday.

"The damage in the area is obvious and devastating, but buildings can be rebuilt," Calipari said of the visit. "Our focus right now is on the people in that area and the enormous toll this has taken on them. How can we lift spirits and let people know we care for them and are there for them."

Wildcats Sign Four During Fall Signing Period

Even by John Calipari era standards, Kentucky 2022 signing class is shaping up to be one of the best in school history.

Sky Clark, Chris Livingston, Shaedon Sharpe and Cason Wallace – all four consensus five-star prospects in the class of 2022 – signed national letters of intent with UK.

Sharpe enrolled at Kentucky for the 2022 spring semester and is now a part of the 2021-22 roster. Clarke, Livingston and Wallace will join the program for the 2022-23 season.

"I am really excited about this group," John Calipari said. "When you watch these guys play, the talent and upside is obvious, but what stands out to me about all four of them is how much they want this and want to be here. Their mentality and their drive separate them from their peers. They all wanted to play with one another and wanted the challenge of competing against the best every day. Big Blue Nation, I can't wait for you to meet this group and watch them play."

With the spring signing period still to go, UK is going to be in the mix for one of the top classes in the nation yet again. Rivals and 247Sports currently rank it as the top haul of the fall with four signees.

In every season but one of the Calipari era, the Wildcats have signed a top-three recruiting class according to the Recruiting Services Consensus Index, which tallies major recruiting rankings and plugs them into a formula to calculate a consensus ranking. With the fall additions, Kentucky has signed 66 top-50 recruits, 52 top-25 players and 29 top-10 players (according to Rivals) in what will now be Calipari's 14 recruiting classes at Kentucky.

The spring signing period begins April 13. UK can only comment on prospects who have signed official paperwork with the university.

- **Sky Clark (Los Angeles):** Point guard | 6-3, 195 pounds | No. 16 overall by ESPN, No. 18 by 247Sports, No. 21 by Rivals | Averaged 26.4 points, 4.7 rebounds and 3.5 assists in 11 games for Ensworth High School in Nashville, Tennessee, in 2020-21 as a junior before opting out for the remainder of the season due to the COVID-19 pandemic | First commitment in the 2022 class | Tore his ACL at the beginning of the summer after transferring to Montverde Academy in Florida but already has returned to action and is expected to make a full recovery before arriving at Kentucky
- **Chris Livingston (Akron, Ohio):** Small forward | 6-7, 210 pounds | No. 5 overall by 247Sports, No. 8 by Rivals, No. 12 by ESPN | McDonald's All-American | Iverson Classic selection | Naismith High School Boys Midseason Team | Averaged 31.1 points, 15.8 rebounds, 6.1 assists, 4.7 steals and 4.0 blocks for Buchtel High School in Akron, Ohio, in 2020-21 as a junior | 2021 Gatorade Ohio Player of the Year and MaxPreps Junior All-America First Team | Named MVP of the 2019 FIBA Americas U16 Championship after leading Team USA to a gold medal while averaging 14.8 points and 8.0 rebounds
- **Shaedon Sharpe (London, Ontario):** Shooting guard | 6-5, 195 pounds | No. 1 overall by Rivals, 247Sports and ESPN | Averaged 22.6 points, 5.8 rebounds, and 2.7 assists in the 2021 Nike Elite Youth Basketball League | If the rankings hold, would be the first consensus No. 1 prospect to sign with Kentucky since Nerlens Noel in 2012 | Enrolled at UK for the 2022 spring semester
- **Cason Wallace (Dallas):** Combo guard | 6-4, 180 pounds | No. 7 overall by 247Sports, No. 9 by ESPN and No. 10 by Rivals | Semifinalist for Naismith High School Boys Player of the Year | McDonald's All-American | Iverson Classic selection | Naismith High School Boys Midseason Team | Averaged 15.2 points, 6.9 rebounds, 4.8 assists, 1.4 blocks and 1.2 steals in the 2021 Nike EYBL | Led the NBPA Top 100 Camp in assists (5.0) and steals (3.0) per game while posting 10.3 points and 4.3 rebounds



NOTES

Kentucky, Southern United For Unity Series

Kentucky's meeting with Southern was about more than just basketball.

The Dec. 7 matchup marked the first in five consecutive seasons of matchups between UK and institutions from the Southwestern Athletic Conference, which is made up of historically black colleges and universities. The annual series is called the Unity Series. The games will seek to raise awareness of the missions of the HBCUs and to raise funds to provide opportunities for students at their institutions.

This year's programming featured several events to provide educational opportunities for the teams and students at the two institutions, networking and community engagement.

The week began with a joint trip the National Underground Railroad Freedom Museum in Cincinnati on Dec. 5. Players, coaches and staff from both UK and Southern met at the Freedom Museum and received a guided tour. The museum was established in 2004 to reveal stories of freedom's heroes – from the era of the Underground Railroad to contemporary times – and to challenge and inspire people to take courageous steps for freedom.

On the day before the game, the UK Healthcare John Calipari Show featured Southern head coach and UK Athletics Hall of Famer Sean Woods alongside Calipari. While the show was on the air, the Wildcats and Jaguars enjoyed a team meal together at Malone's.

Prior to the radio show, TJ Beisner, UK men's basketball's director of player development, met with the Southern players to outline trends regarding Name, Image and Likeness and provided coaching on personal branding and development.

"The way this world is right now, we need all to find a way to help one another," Woods said. "I think that's what this whole deal was all about. I'm just so thankful that Cal gave me the call first to do this because it was totally awesome."

At the game, 150 tickets were provided to three Lexington elementary schools identified by UK's Diversity Advocacy Council, who distributed them to students who are excelling in their classroom and school community.

Prior to the game, minority students currently enrolled at UK had the opportunity to meet with UK Athletics employees and gain foundational knowledge about the athletics department, the structure, its different units, and background information on the skill sets and personalities that might fit into those different areas. It was an opportunity for students to network with athletics department staff and learn more about the internship opportunities they may be interested in applying for in the future.

Later, the Unity Series will bring together faculty from the University of Kentucky's Sport Leadership Graduate Program and leaders from the Southern University and UK athletics departments for a virtual panel for all UK and SWAC undergraduate students interested in careers in college and professional athletics. The panel will discuss trends, hiring practices and cycles, internships, and any other topics and questions raised by students.

Also, the University of Kentucky's Stuckert Career Center, which provides comprehensive career development programming, resources and services to the UK student body, will partner with SWAC institutions to provide shared resources and support to students throughout the SWAC and at UK.

As a part of the Unity Series, in partnership with the John McLendon Leadership Initiative – a coach-driven initiative to provide minorities a jump-start to their careers through practical experiences, opportunities to build their network, and instilling the values of John McLendon: integrity, education, leadership and mentorship – a position for a future leader will be created at the SWAC office in Birmingham, Alabama. The position will be funded by the University of Kentucky. Calipari spearheaded the MLI in conjunction with the Harvard men's basketball head coach Tommy Amaker, South Carolina head coach Frank Martin and the National Association of Collegiate Directors of Athletics in the summer of 2020.

Orlando "Tubby" Smith Forever in Rupp Arena Rafters

Orlando "Tubby" Smith, who coached the University of Kentucky men's basketball program to the 1998 national championship and several Southeastern Conference titles, had a jersey retired in his honor before UK's game vs. Smith's current squad, High Point, on Dec. 31.

Smith was head coach of the Wildcats for 10 years, from the 1997-98 season through the 2006-07 campaign. His first team became known as the "Comeback Cats" after the Wildcats erased multiple double-digit deficits en route to a 35-4 record and UK's seventh national title.

Trailing Duke by 17 points, with less than 10 minutes to play in the South Regional final, the Wildcats stormed back to win 86-84. Down by 10 against Stanford in the second half of the NCAA semifinal, the Cats clawed back to force overtime and an eventual 86-85 victory. And, it wouldn't have been fitting if UK hadn't trailed Utah by 10 points at halftime of the title tilt, again rallying to take the trophy by a score of 78-69.

During his 10 seasons, Smith coached the Wildcats to at least 22 victories each season, totaling a 263-83 record (76.0%). His teams won five regular-season SEC championships and five SEC Tournament crowns, featuring a league title (regular season or tournament) in seven of his 10 years at UK. His teams advanced to the NCAA Tournament in all 10 seasons, including six trips to the Sweet Sixteen, and had a 23-9 record (71.9%) in the national playoffs.

Smith was three-time National Coach of the Year (1998, 2003, 2005) as well as a three-time SEC Coach of the Year selection while at UK. He also spent two seasons at UK as an assistant coach, 1989-90 and 1990-91, helping rebuild the program and achieving a 22-6 record and SEC-best 14-4 league mark during the 1991 campaign.

"The biggest thing is I want he and his wife and the kids to understand that this place, these fans, this school, this state, absolutely appreciates what he did while he coached here," John Calipari said.

During his outstanding career, Smith also was head coach at Tulsa, Georgia, Minnesota, Texas Tech and Memphis before his current post at his alma mater.

Smith is the 44th retired jersey to hang in the rafters of Rupp Arena, including fellow national championship coaches Adolph Rupp, Joe B. Hall and Rick Pitino.

Smith was elected by the Retired Jersey Subcommittee of the UK Athletics Hall of Fame Committee. The UK Athletics Hall of Fame was started in 2005 to recognize and honor persons whose participation and contributions enriched and strengthened the University's athletics program. There is a five-year waiting period, after leaving UK, to be eligible for inclusion into the Hall of Fame. Hall of Famers are eligible for jersey retirement five years after they have been elected to the Hall of Fame.

Reconnecting with Big Blue Nation and Giving Back

One of John Calipari's main missions this summer was to reconnect his team with the Big Blue Nation.

The COVID-19 pandemic limited the Wildcats' interactions with fans during the 2020-21 season. Between reduced attendance at Rupp Arena (3,075 fans), no Big Blue Madness and considerable restrictions with various fan activities throughout the season, the 2020-21 group was deprived of one of the staples of the Kentucky program.

With many of the health and safety protocols scaled back this summer, Calipari made sure to take his team on the road and get in front of the Kentucky fan base.

While touring the state for its annual satellite camp tour, the Wildcats visited local community centers, regional health facilities and spent a morning at Fort Knox. Players and staff continued the touch points into the fall with visits throughout the state for ticket giveaways.

The motivation for Calipari is obviously to give back to the community, but it also benefits his players to see firsthand the role they play in the state.

"I want these players to realize the impact that they have in our state," Calipari said. "You understand that this is important to our state and it's about bringing people together, doing things to make a difference for people's lives, not trying to separate."

In addition to the focus this summer, Calipari's Wildcats were able to return to doing two staples over the holidays.

Wildcats Give Back for the Holidays

In good times and tough times alike, Kentucky's commitment to servant leadership didn't waver this holiday season.

Dating back to his time at Memphis, John Calipari has worked with local businesses to partner and help families (usually around 10-12 families) in need for the holidays. Families are identified by local leaders and are uplifted with gifts, gift cards, food for the holidays, a new mattress and even rent checks. In a typical year, there is a reception inside with a holiday meal and Christmas carols sung by the players.

The COVID-19 pandemic has forced Calipari and his team to get a little creative these past two years, but the event has continued on.

To practice social distancing and to continue to mitigate the coronavirus, the reception was held outdoors this year on the back porch of the Wildcat Coal Lodge. The Christmas carols continued -- from a distance -- as the players sang as the families watched from the back porch. Players, with personal protection equipment on, delivered the gifts and food to the trunks of the vehicles.

Local businesses Kroger, Tempur-Pedic, Kentucky Branded, and Lundy's assisted with the gifts and food this year.

Additionally, during Thanksgiving, the Wildcats served Thanksgiving dinner and handed out posters and T-shirts to residents at the Salvation Army.

Antigua, Coleman Highlight New-Look Bench

The Kentucky coaching staff underwent an offseason transformation with a familiar face in Orlando Antigua returning to the UK bench and another top assistant from Illinois in Chin Coleman coming on board. Calipari also created a new position, hiring TJ Beisner as director of player development.

Antigua, a key assistant in the first five seasons of the Calipari era at Kentucky, rejoined the program as associate coach. Coleman joined the staff after four seasons with Illinois.

Antigua and Coleman occupy two of the three on-court assistant coaching positions on the 2021-22 staff. Jai Lucas remains in the other assistant coaching position and Bruiser Flint was elevated to associate to the head coach. Both Lucas and Flint are in their second seasons at Kentucky.

During Antigua's first stint at Kentucky, featuring the 2009-10 season through the 2013-14 national runner-up run, UK compiled a 152-37 record (80.4%) with a national championship, three Final Four appearances, and two Southeastern Conference regular-season titles and two SEC Tournament crowns.

Known for his eye on the recruiting trail, Antigua helped UK pull in five straight top-ranked recruiting classes (Recruiting Services Consensus Index). In his initial season with the Wildcats, Antigua saw three of his signees drafted in the first round of the 2010 NBA Draft. He was a central figure in the 2010 and 2011 No. 1 classes, which led UK to its eighth national title in 2012 and its first since 1998.

Coleman spent the previous four seasons with Illinois. He was instrumental in the development of Ayo Dosunmu, one of the country's best point guards over the last three seasons. Under Coleman's guidance, Dosunmu raked in dozens of national and conference honors, including USA Today National Player of the Year, Bob Cousy Point Guard of the Year and NCAA Consensus All-America First Team honors. He averaged 20.1 points and 5.3 assists to lead Illinois to a No. 1 seed in the NCAA Tournament.



NOTES

With Coleman on the bench, Illinois posted back-to-back 20-win seasons the last two years for the first time since the 2012-13 and 2013-14 seasons and finished second in the Big Ten in 2021. With Coleman serving as a defensive coordinator in 2020-21, the Illini finished seventh in the country in the Ken Pomeroy's adjusted defensive rankings and hovered around the top spot for much of the season.

Beisner, who has more than 15 years of experience in media, communications and digital marketing, oversees the execution of all elements of the student-athlete's off-court experience, including primary areas of player welfare and branding.

In concert with Kentucky's brand and content team and the Kentucky Road initiative – Beisner leads and supports the Wildcats' brand-building strategy in the new Name, Image and Likeness era, monitors all changes in NCAA legislation and trends across college athletics to develop strategies and solutions to keep Kentucky at the forefront of college basketball, organizes and manages the program's community service involvement, provides support to players on non-basketball issues, and develops team-wide events focused on educating student-athletes on personal and career development.

Brad Calipari and Riley Welch also joined the staff as graduate assistants. They are involved in on-court activities with the Wildcats, including practices, individual workouts and film sessions.

Calipari played for the Wildcats from 2017-19 and was a part of a program that won 88 games, advanced to the Elite Eight twice, won an SEC regular-season championship and two SEC Tournament titles. He finished his collegiate career at Detroit Mercy where he saw action in 33 games over two seasons for the Titans. During the 2019-20 season, Calipari averaged 6.1 points per game and connected on 51 3-pointers.

A 2019 graduate of Kentucky with a degree in communication, Calipari earned his undergraduate degree in three years. He was a two-time SEC Academic Honor Roll member. At Detroit Mercy he completed a master's degree in liberal studies in May of 2021.

Welch just concluded a two-year career with the Wildcats and graduated in May with an undergraduate degree in liberal studies. He appeared in 34 career games as a Division I player split between two years at Kentucky and one at UC Irvine. Welch also played one season at the College of the Desert where he averaged 8.2 points and 5.0 assists per game.

Lucas Tabbed 'Rising Star' in The Athletics's '40 Under 40' List

Jai Lucas was ranked by the Athletic as one of the most influential people in college basketball younger than 40 years old.

The "40 Under 40" list is comprised of figures of all ranks, head coaches, assistants included and contributors to the game. The list is intended to "spotlight not only the most visible candidates (head coaches, broadcasters, players), but also a wide array of assistant coaches, writers, executives, administrators, bloggers, numbers crunchers and power brokers who give the sport its texture and flavor — and who themselves have a bright future."

Lucas, 32 years old, is in his second season as an assistant coach and the recruiting coordinator for UK.

Seth Davis, managing editor of the Athletic, headed up the list wrote that Lucas "brings an invaluable pedigree to the job. ... Lucas brings youthful energy to the gym and the recruiting trail, and his value to the program will only increase as he acquires more experience."

A former McDonald's High School All American and now a highly respected coach, Lucas joined the staff as a recruiting coordinator in August of 2020 and was quickly transitioned into a full-time assistant coaching role for the 2020-21 season.

As an assistant, Lucas has been tasked with taking a lead role in Kentucky's recruiting efforts while filling the traditional on-court roles of an assistant, including helping with game and practice preparation and playing a key role in player development through practice and individual workouts. Additionally, as recruiting coordinator, he manages official and unofficial visits and is responsible for the recruiting strategy for the program.

Fredrick Likely to Miss 2021-22 Season

Redshirt junior guard CJ Fredrick underwent surgery on Nov. 16 to repair a left hamstring injury and is likely to miss the remainder of the 2021-22 season.

"This news hurts so much because I love this team and we have a great group of guys," Fredrick said. "I have the best teammates, coaches, medical staff, friends and family that will get me back where I need to be. We have a very special team this season and I will do whatever I can to support the team. I am looking forward to working hard and being the player I want to be for next season. I appreciate all the support of Big Blue Nation during this difficult time. My journey looks a little different, but I will be back."

Fredrick, who transferred from Iowa following the 2020-21 year, entered this season as the nation's leading returner in career 3-point field-goal percentage (46.6%) with a minimum of 150 attempts.

"I really hate this for CJ," John Calipari said. "He worked so hard for us this summer and made such a positive impact on our team and our culture. He has been an unbelievable teammate. CJ has a bright future ahead of him, and after being evaluated by our medical staff and specialists, it was clear the best thing for CJ was to get this surgery done now and get him back on a path to getting back on the court at 100%. He's been great throughout this whole thing and is already itching to get this process going so he can get back to doing what he loves to do."

The Cincinnati native made 83 3-pointers in two seasons at Iowa. Fredrick started all 27 games he appeared in as a redshirt sophomore in 2020-21 and averaged 7.5 points and 1.9 assists per game. He made three or more treys in six games, shot 47.4% from 3 – the second-best mark by a sophomore in program history – and posted a 5.2 assist-to-turnover ratio.

Fredrick made the All-Big Ten Freshman Team as a redshirt freshman in 2019-20 after averaging 10.2 points and 2.8 assists per game. He made 47 of 102 from long range and was one of three players nationally and the only player from a major conference dating back to 1993 with 65 or more assists, 32 or fewer turnovers, and 46% shooting or better from 3.

Wildcats Scoring Well in NCAA Academic Progress Rate

The Wildcats received an NCAA award in the spring of 2020 for placing in the top 10% of all men's basketball teams in the country in the NCAA's annual Academic Progress Rate. UK scored a 994 out of a possible 1,000.

It marked the sixth straight year the men's basketball team has received the award and the seventh time since 2009.

The APR provides a real-time look at a team's academic success by the progress of each student-athlete on scholarship. The APR measures academic eligibility, retention and graduation. The scores are a four-year composite, covering the 2015-16 through 2018-19 school years.

Every Division I sports team across the nation calculates its APR each academic year, similar to a report card. Scholarship student-athletes each semester earn one point for remaining eligible and one point for staying in school or graduating.

UK has received a perfect 1,000 mark in six of the last seven single-year APR rates that have been released (numbers were not released in 2021 due to the COVID-19 pandemic). Teams scoring below 930 can face consequences intended to direct additional focus on academics. Those penalties can include practice restrictions and playing-season reductions.

The Wildcats routinely perform well in the classroom, including posting a 3.122 grade-point average in the 2020 fall semester.

Three Inducted into UK Athletics Hall of Fame

Kentucky basketball greats Ron Mercer (1996-97), Wayne Turner (1996-99) and Nazr Mohammed (1996-98) were inducted into the UK Athletics Hall of Fame in early November.

Mercer and Turner were enshrined as a part of the 2020 class and Mohammed was a member of the 2021 class. The 2020 class was unable to be recognized last year due to the COVID-19 pandemic.

The UK Athletics Hall of Fame was started in 2005 to recognize and honor athletes, coaches and contributors whose participation and achievements enriched and strengthened the University's athletics program. The charter class included 88 individuals who had previously had their jersey retired by UK.

There is a five-year waiting period after leaving UK to be eligible for inclusion into the Hall of Fame. A committee consisting of Hall of Famers, media members, campus representatives and current coaches and administrators elects new inductees each year.

Mercer was a member of the 1996 national championship team as well as the 1997 national runner-up team. He was an NCAA Consensus All-America First Team member in 1997 and a two-time NCAA Tournament All-Final Four Team selection.

After making the Southeastern Conference All-Freshman Team in 1996, Mercer was one of the top players in college basketball in 1997. In that season, he was named the NCAA Tournament West Regional Most Outstanding Player, Southeastern Conference Player of the Year by both the league's coaches and the Associated Press, and the 1997 SEC Tournament MVP. Mercer scored 725 points in his sophomore season, at the time the fifth most in a season in program history.

Mercer is a member of Kentucky's 1,000-point club (1,013). He declared for the 1997 NBA Draft after his sophomore season and was drafted sixth overall by the Boston Celtics. He played eight seasons in the NBA.

Turner was a member of the 1996 and 1998 national championship teams as well as the 1997 national runner-up team. He finished his career as UK's and the NCAA's all-time games played leader with 151 games (now ranks second), UK's all-time steals leader with 238, and a member of UK's 1,000-point club (1,170).

During his career, Turner helped the Wildcats to two SEC regular-season championships and three SEC Tournament titles.

Turner was named to the 1997 NCAA Tournament All-West Regional Team, the 1998 NCAA Tournament All-South Region Most Outstanding Player and the 1998 SEC Tournament MVP. He was also selected for the All-SEC Third Team and the SEC All-Tournament Team in 1999. He played one season in the NBA.

Mohammed is a two-time national champion having played pivotal role on both the 1996 and 1998 teams. He was the second-leading scorer on the 35-4 squad that was dubbed the "Comeback Cats." He averaged 12 points, 7.2 rebounds and 1.9 blocks in 1998.

Mohammed was an All-SEC First Team selection in 1998 and was also named to the SEC All-Tournament Team after helping lead UK to a regular-season and tournament title.

Mohammed entered the NBA Draft following his junior season and was selected 29th overall by Utah. He played in more than 1,000 career NBA games. He scored nearly 6,000 points and hauled in nearly 5,000 rebounds during an 18-year career. Mohammed captured an NBA title in 2005 as a member of the San Antonio Spurs. He now serves as a scout for the Oklahoma City Thunder.

Rupp Arena Renovations Continue

Renovations at Rupp Arena at Central Bank Center are continuing and nearing completion.

Originally announced when UK agreed to a new lease in December 2016, upper-level chair-back seating and new club areas were installed to Rupp Arena for the 2019-20 season with construction ongoing for club areas, expanded concourses, an exterior refresh and a new



NOTES

facade to the building.

Construction is expected to be completed in the spring of 2022.

Two club areas for season ticket holders have opened along with the president's suite. Fans in these new clubs are able to enjoy first-class amenities before, during and after games. These new clubs are crucial to providing the funds necessary for both the new lease agreement and the ongoing renovation of Rupp Arena. A third club area will be available for the 2021-22 season. Club membership does not include a ticketed seat and club members may have seats throughout Rupp Arena. Season ticket holders may purchase club memberships to accompany their season ticket package.

Construction will continue on the exterior of Rupp Arena with new metal "skin" and bold new metal and glass exterior that will wrap around the expanded concourse. The expanded concourse will feature 43,000 square feet of additional room once completed. Rupp Arena is also getting a new 85-foot tall multi-story atrium as its grand entrance into the renovated concourse. A 75-foot climate-controlled pedestrian bridge will provide a direct connection for fans from the Hyatt lobby straight into the Rupp Arena concourse.

This latest phase of Rupp renovations comes on the heels of the addition of a new center-hung scoreboard, ribbon boards, new sound system and lighting that have created a more dynamic game experience in Rupp.

The chair-back seating that was installed for the 2019-20 season was undertaken in response to years of feedback from fans asking for more comfortable seating in the upper level. The seating was installed in sections 211-217 and 228-234.

After the seat renovations, Rupp Arena now seats 20,500.



KENTUCKY BY THE NUMBERS

Date	Opponent	Result	Points	Rebounds	Assists	Steals	Blocks
N. 9	vs. Duke ¹	L, 79-1	Tshiebwe - 17	Tshiebwe - 20 [^]	Wheeler - 10 [^]	Four tied - 1	Tshiebwe - 2
N. 12	ROBERT MORRIS²	W, 100-60	Grady - 19 [^]	Tshiebwe - 20 [^]	Wheeler - 12 [^]	Two tied - 3 [^]	Collins - 4 [^]
N. 16	MOUNT ST. MARY'S²	W, 80-55	Tshiebwe - 24 [^]	Tshiebwe - 16 [^]	Wheeler - 8 [^]	Two tied - 2 [^]	Tshiebwe - 3 [^]
N. 19	OHIO²	W, 77-59	Brooks - 22 [^]	Washington - 12 [^]	Washington - 5 [^]	Two tied - 1 [^]	Two tied - 1 [^]
N. 22	ALBANY	W, 86-61	Washington - 20 [^]	Tshiebwe - 14 [^]	Wheeler - 7	Three tied - 1 [^]	Collins - 3 [^]
N. 26	NORTH FLORIDA	W, 86-52	Two tied - 14 [^]	Tshiebwe - 16 [^]	Wheeler - 14 [^]	Washington - 4 [^]	Tshiebwe - 2 [^]
N. 29	CENTRAL MICHIGAN	W, 85-57	Tshiebwe - 20 [^]	Tshiebwe - 16 [^]	Wheeler - 6 [^]	Tshiebwe - 3 [^]	Three tied - 1 [^]
D. 7	SOUTHERN³	W, 76-64	Tshiebwe - 23 [^]	Tshiebwe - 11 [^]	Wheeler - 6 [^]	Two tied - 2	Two tied - 4 [^]
D. 11	at Notre Dame	L, 66-62	Tshiebwe - 25 [^]	Two tied - 7 [^]	Washington - 5 [^]	Tshiebwe - 3 [^]	Tshiebwe - 2 [^]
D. 18	vs. North Carolina ⁴	W, 98-69	Wheeler - 26 [^]	Tshiebwe - 12 [^]	Wheeler - 8 [^]	Wheeler - 4 [^]	Two tied - 1 [^]
D. 22	WESTERN KENTUCKY	W, 95-60	Grady - 23 [^]	Tshiebwe - 28 [^]	Wheeler - 8 [^]	Tshiebwe - 3 [^]	Collins - 2
D. 29	MISSOURI*	W, 83-56	Brooks - 17 [^]	Tshiebwe - 20 [^]	Wheeler - 9 [^]	Two tied - 2 [^]	Two tied - 2 [^]
D. 31	HIGH POINT	W, 92-48	Grady - 23 [^]	Two tied - 8 [^]	Washington - 9 [^]	Three tied - 2	Ware - 2 [^]
J. 4	at LSU*	L, 65-60	Mintz - 16 [^]	Tshiebwe - 13 [^]	Washington - 4 [^]	Three tied - 2	Six tied - 1
J. 8	GEORGIA*	W, 92-77	Tshiebwe - 29 [^]	Tshiebwe - 17 [^]	Washington - 17 [^]	Two tied - 2 [^]	Tshiebwe - 2 [^]
J. 11	at Vanderbilt*	W, 78-68	Tshiebwe - 30 [^]	Tshiebwe - 13 [^]	Washington - 4 [^]	Three tied - 1	Two tied - 1
J. 15	TENNESSEE*	W, 107-79	Washington - 28 [^]	Tshiebwe - 12 [^]	Wheeler - 8 [^]	Two tied - 3 [^]	Three tied - 1
J. 19	at Texas A&M*	W, 64-58	Wheeler - 12	Tshiebwe - 14 [^]	Wheeler - 4 [^]	Tshiebwe - 3 [^]	Tshiebwe - 3 [^]
J. 22	at Auburn*	L, 80-71	Two tied - 17	Tshiebwe - 14 [^]	Two tied - 4	Three tied - 2 [^]	Tshiebwe - 4 [^]
J. 25	MISSISSIPPI STATE*	W, 82-74 ^{OT}	Tshiebwe - 21	Tshiebwe - 22 [^]	Wheeler - 6 [^]	Tshiebwe - 3	Four tied - 1
J. 29	at Kansas ⁵	W, 80-62	Brooks - 27 [^]	Tshiebwe - 14 [^]	Wheeler - 8 [^]	Tshiebwe - 4 [^]	---
F. 2	VANDERBILT*	W, 77-70	Mintz - 21	Tshiebwe - 17 [^]	Wheeler - 9 [^]	Tshiebwe - 4 [^]	Ware - 2 [^]
F. 5	at Alabama*	W, 66-55	Washington - 15 [^]	Tshiebwe - 15 [^]	Wheeler - 7 [^]	Tshiebwe - 4 [^]	Two tied - 1 [^]
F. 8	at South Carolina*	W, 86-76	Tshiebwe - 18 [^]	Tshiebwe - 14 [^]	Wheeler - 11 [^]	Tshiebwe - 2 [^]	Tshiebwe - 3 [^]
F. 12	FLORIDA*	W, 78-57	Tshiebwe - 27 [^]	Tshiebwe - 19 [^]	Two with - 6 [^]	Two with - 3 [^]	---
F. 15	at Tennessee*						
F. 19	ALABAMA*						
F. 23	LSU*						
F. 26	at Arkansas*						
M. 1	OLE MISS*						
M. 5	at Florida*						

All home games in **BOLD CAPS**

*SEC game, ^game high

- 1 - Champions Classic (Madison Square Garden | New York)
- 2 - The Kentucky Classic (Rupp Arena | Lexington, Ky.)
- 3 - Unity Series (Rupp Arena | Lexington, Ky.)
- 4 - CBS Sports Classic (T-Mobile Arena | Las Vegas)
- 5 - Big 12/SEC Challenge (Allen Fieldhouse | Lawrence, Kan.)

Times Led

Tshiebwe - 10
Grady - 4
Washington - 4
Brooks - 3
Wheeler - 3
Mintz - 2
Allen - 1

Times Led

Tshiebwe - 24
Brooks - 1
Collins - 1
Washington - 1

Times Led

Wheeler - 19
Washington - 7
Mintz - 4

Times Led

Tshiebwe - 17
Grady - 7
Wheeler - 7
Washington - 7
Brooks - 3
Mintz - 2
Toppin - 2
Allen - 1

Times Led

Tshiebwe - 14
Collins - 6
Brooks - 4
Toppin - 4
Ware - 4
Washington - 3
Allen - 1
Canada - 1
Grady - 1
Hopkins - 1
Mintz - 1
Wheeler - 1

Comparing the Calipari Era

A look at the statistics throughout the John Calipari era through 25 games of the season ...

Year	FG%	Opp. FG%	3-Pt. FG%	FT%	RPG	Assists	TOs.	Blocks	Steals	Points	PPG	Record
2021-22	.491	.403	.356	.726	41.2	428	297	109	178	2,032	81.3	21-4
2020-21	.417	.413	.335	.729	38.0	314	349	148	157	1,761	70.4	9-16 [^]
2019-20	.460	.385	.319	.789	38.0	343	315	129	127	1,877	75.1	20-5
2018-19	.477	.407	.353	.743	39.0	354	320	123	164	1,967	78.7	21-4
2017-18	.466	.411	.333	.687	38.9	336	346	129	145	1,900	76.0	17-8
2016-17	.485	.430	.353	.689	40.3	419	300	144	161	2,233	89.3	20-5
2015-16	.476	.394	.345	.672	38.9	351	301	143	155	1,970	78.8	19-6
2014-15	.463	.338	.347	.701	38.6	379	276	177	174	1,841	73.6	25-0
2013-14	.468	.396	.325	.673	41.4	298	301	163	117	1,951	78.0	19-6
2012-13	.481	.389	.363	.650	38.2	357	336	182	157	1,859	74.4	17-8
2011-12	.488	.358	.379	.721	39.8	338	304	232	165	1,954	78.2	24-1
2010-11	.463	.390	.399	.710	38.2	326	284	162	147	1,931	77.2	18-7
2009-10	.486	.379	.378	.678	42.2	391	383	175	183	2,032	81.3	24-1

[^]season concluded at 25 games



THE LAST TIME UK ...

INDIVIDUALS

SCORING

Scored 25 points: Oscar Tshiebwe. (27) vs. FLORIDA, 2/12/22
Scored 30 points: Oscar Tshiebwe (30) at Vanderbilt, 1/11/22
Scored 35 Points: De'Aaron Fox (39) vs. UCLA, 3/24/17
Scored 40 points: Malik Monk (47) vs. North Carolina, 12/17/16
Scored 45 points: Malik Monk (47) vs. North Carolina, 12/17/16
Scored 50 points: Jodie Meeks (54) at Tennessee, 1/13/09
Scored 55 points: Never
Two players had 20 points: Davion Mintz (21) and Keion Brooks Jr. (20) vs. VANDERBILT, 2/2/22
Three players had 20 points: DeMarcus Cousins (27), John Wall (21), Patrick Patterson (20) vs. SAM HOUSTON STATE, 11/19/09
Two players had 30 points: Patrick Patterson (33) and Jodie Meeks (32) vs. TENNESSEE STATE, 12/22/08
Scored 20 points in two straight games: Keion Brooks Jr. (2), 1/29/22 - 2/2/22
Scored 20 points in three straight games: Oscar Tshiebwe (3), 11/29/21 - 12/11/21
Scored 20 points in four straight games: PJ Washington (4), 2/5/19 - 2/16/19
Scored 20 points in five straight games: Jamal Murray (12), 2/2/16 - 3/12/16
Scored 20 points in six straight games: Jamal Murray (12), 2/2/16 - 3/12/16
Scored 20 points in seven straight games: Jamal Murray (12), 2/2/16 - 3/12/16
Scored 20 points in eight straight games: Jamal Murray (12), 2/2/16 - 3/12/16
Scored 20 points in nine straight games: Jamal Murray (12), 2/2/16 - 3/12/16
Scored 20 points in 10 straight games: Jamal Murray (12), 2/2/16 - 3/12/16
Scored 20 points in 11 straight games: Jamal Murray (12), 2/2/16 - 3/12/16
Scored 20 points in 12 straight games: Jamal Murray (12), 2/2/16 - 3/12/16
Scored 20 points in 15 straight games: Dan Issel (18), 12/1/69 - 2/7/70
Scored 25 points in two straight games: Oscar Tshiebwe (2), 1/8/22 - 1/11/22
Scored 25 points in three straight games: Tayshaun Prince (3), 3/11/01-3/17/01
Scored 30 points in two straight games: Jodie Meeks vs. Appalachian State (46), 12/20/08; vs. TENNESSEE STATE (32), 12/22/08
Scored 30 points in three straight games: Dan Issel (6) 2/14/70 - 3/2/70
Scored in double figures in 10 straight games: Immanuel Quickley (20), 12/28/19-3/7/20
Scored in double figures in 15 straight games: Immanuel Quickley (20), 12/28/19-3/7/20
Scored in double figures in 20 straight games: Immanuel Quickley (20), 12/28/19-3/7/20
Scored in double figures in 25 straight games: Malik Monk (30), 11/11/16-2/28/17
Scored in double figures in 30 straight games: Malik Monk (30), 11/11/16-2/28/17
Scored in double figures in 33 straight games: Jamal Murray (34), 11/17/15 - 3/19/16
Scored in double figures in 34 straight games: Jamal Murray (34), 11/17/15 - 3/19/16
Scored in double figures in 35 straight games: Kenny Walker (36), 11/14/85 - 3/22/86
Five players scored in double figures: TyTy Washington Jr. (15), Keion Brooks Jr. (10), Oscar Tshiebwe (10), Kellan Grady (10), Daimion Collins (10) at Alabama, 2/5/22
Six players scored in double figures: Kellan Grady (19), Daimion Collins (14), Oscar Tshiebwe (14), Keion Brooks Jr. (13), Davion Mintz (13), TyTy Washington Jr. (10) vs. ROBERT MORRIS, 11/12/21
Seven players scored in double figures: Randolph Morris (17), Kelenna Azubuike (15), Patrick Sparks (14), Chuck Hayes (12), Rajon Rondo (11), Ravi Moss (10) and Ramel Bradley (10) vs. MISSISSIPPI STATE 2/19/05
Four players with 15 or more points: Kevin Knox (22), Quade Green (18), Shai Gilgeous-Alexander (17), Wenyen Gabriel (15) vs. OLE MISS, 2/28/18

DOUBLE-DOUBLES

Double-double: Oscar Tshiebwe (27 points, 19 rebounds) vs. FLORIDA, 2/12/22
Triple-double: Isaiah Briscoe (19 points, 11 rebounds, 10 assists) at Ole Miss, 12/29/16
20-10 (rebs) game: Oscar Tshiebwe (27 points, 19 rebounds) vs. FLORIDA, 2/12/22
20-10 (assists) game: De'Aaron Fox (24 points, 10 assists) vs. North Carolina, 12/17/16

20-15 game: Oscar Tshiebwe (27 points, 19 rebounds) vs. FLORIDA, 2/12/22
20-20 game: Oscar Tshiebwe (21 points, 22 rebounds) vs. MISSISSIPPI STATE, 1/25/22
30-10 game: Oscar Tshiebwe (30 points, 13 rebounds) at Vanderbilt, 1/11/22
Back-to-back 20-10 games: Oscar Tshiebwe (29 p, 17 r) vs. GEORGIA, 1/8/22; (30 p, 13 r) at Vanderbilt, 1/11/22
Three straight 20-10 games: Julius Randle (23 p, 16 r) vs. UNC ASHEVILLE, 11/8/13; (22 p, 14 r) vs. NORTHERN KENTUCKY, 11/10/13; (27 p, 13 r) vs. Michigan State, 11/12/13
Double-double in points and rebs.: Oscar Tshiebwe (27 points, 19 rebounds) vs. FLORIDA, 2/12/22
Double-double in points and assists: TyTy Washington Jr. (17 points, 17 assists) vs. GEORGIA, 1/8/22
Double-double in points and blocks: Never
Double-double in points and steals: Never
Double-double in two consecutive games: Oscar Tshiebwe (7) 1/19/22-2/12/22
Double-double in three consecutive games: Oscar Tshiebwe (7) 1/19/22-2/12/22
Double-double in four consecutive games: Oscar Tshiebwe (7) 1/19/22-2/12/22
Double-double in five consecutive games: Oscar Tshiebwe (7) 1/19/22-2/12/22
Double-double in six consecutive games: Oscar Tshiebwe (7) 1/19/22-2/12/22
Double-double in seven consecutive games: Oscar Tshiebwe (7) 1/19/22-2/12/22
Double-double in 10 consecutive games: Jim Andrews (10), 12/16/72 - 1/27/73
Two players record double-doubles: Oscar Tshiebwe (12 points, 16 rebounds), Sahvir Wheeler (12 points, 14 assists) vs. NORTH FLORIDA, 11/26/21
Three players record double-doubles: PJ Washington (20 points, 13 rebounds), Reid Travis (18 points, 12 rebounds), Keldon Johnson (15 points, 10 rebounds) vs. KANSAS, 1/26/19
Four players record double-doubles: Jack Givens (30 pts, 13 rebs), Kyle Macy (16 pts, 10 assts), Mike Phillips (22 pts, 18 rebs), Rick Robey (23 pts, 13 rebs) vs. SMU 11/26/77
Five players record double-doubles: Never

FIELD GOALS

Made 12 FG in a game: Oscar Tshiebwe (13) vs. GEORGIA, 1/8/22
Made 15 FG in a game: Malik Monk (18) vs. North Carolina, 12/17/16
Made 16 FG in a game: Malik Monk (18) vs. North Carolina, 12/17/16
Made 17 FG in a game: Malik Monk (18) vs. North Carolina, 12/17/16
Made 18 FG in a game: Malik Monk (18) vs. North Carolina, 12/17/16
Made 19 FG in a game: Dan Issel (19) at Alabama, 2/23/70
Made 20 FG in a game: Dan Issel (23) at Ole Miss, 2/7/70
Made 21 FG in a game: Dan Issel (23) at Ole Miss, 2/7/70
Made 22 FG in a game: Dan Issel (23) at Ole Miss, 2/7/70
Made 23 FG in a game: Dan Issel (23) at Ole Miss, 2/7/70
Made 24 FG in a game: Never
Attempted 17 FG in a game: Oscar Tshiebwe (20) vs. GEORGIA, 1/8/22
Attempted 18 FG in a game: Oscar Tshiebwe (20) vs. GEORGIA, 1/8/22
Attempted 19 FG in a game: Oscar Tshiebwe (20) vs. GEORGIA, 1/8/22
Attempted 20 FG in a game: Oscar Tshiebwe (20) vs. GEORGIA, 1/8/22
Attempted 25 FG in a game: Malik Monk (28) vs. North Carolina, 12/17/16

3-POINTERS

Made 5 3-pointers in a game: Davion Mintz (5) vs. GEORGIA, 1/8/22
Made 6 3-pointers in a game: Kellan Grady (7) vs. HIGH POINT, 12/31/21
Made 7 3-pointers in a game: Kellan Grady (7) vs. HIGH POINT, 12/31/21
Made 8 3-pointers in a game: Immanuel Quickley (8) at Texas A&M, 2/25/20
Made 9 3-pointers in a game: Jodie Meeks (10) at Tennessee, 1/13/09
Made 10 3-pointers in a game: Jodie Meeks (10) at Tennessee, 1/13/09
Made 11 3-pointers in a game: Never
Two players made at least 5 3-pointers in a game: Davion Mintz (6), Brandon Boston Jr. (6) vs. SOUTH CAROLINA, 3/6/21
Two players made at least 6 3-pointers in a game: Davion Mintz (6), Brandon Boston Jr. (6) vs. SOUTH CAROLINA, 3/6/21
Two players made at least 7 3-pointers in a game: Never
Attempted 10 3-pointers in a game: Kellan Grady (11) vs. MISSISSIPPI STATE, 1/25/22

Attempted 15 3-pointers in a game: Jodie Meeks (15) at Tennessee, 1/13/09
Attempted 16 3-pointers in a game: Derrick Miller (16) vs. LSU 2/15/90
Attempted 17 3-pointers in a game: Derrick Miller (19) at Kansas 12/9/89
Attempted 18 3-pointers in a game: Derrick Miller (19) at Kansas 12/9/89
Attempted 19 3-pointers in a game: Derrick Miller (19) at Kansas 12/9/89
Attempted 20 3-pointers in a game: Never
Made a 3-pointer in 10 straight games: Kellan Grady (19), 11/29/21 - 2/12/22
Made a 3-pointer in 15 straight games: Kellan Grady (19), 11/29/21 - 2/12/22
Made a 3-pointer in 20 straight games: Jamal Murray (36), 11/13/15 - 3/19/16
Made a 3-pointer in 30 straight games: Jamal Murray (36), 11/13/15 - 3/19/16
Made two 3-pointers in 10 straight games: Kevin Knox (11), 2/10/16 - 3/11/18
Made three 3-pointers in 10 straight games: Gerald Fitch (20), 1/14/03 - 3/23/03
Made three 3-pointers in 15 straight games: Gerald Fitch (20), 1/14/03 - 3/23/03
Made three 3-pointers in 20 straight games: Gerald Fitch (20), 1/14/03 - 3/23/03
Made three 3-pointers in 25 straight games: Keith Bogans (29), 3/14/02 - 2/26/03

FREE THROWS

Made 8 FT in a game: Keion Brooks Jr. (9) at Kansas, 1/29/22
Made 9 FT in a game: Keion Brooks Jr. (9) at Kansas, 1/29/22
Made 10 FT in a game: Olivier Sarr (14) vs. VANDERBILT, 1/5/21
Made 11 FT in a game: Olivier Sarr (14) vs. VANDERBILT, 1/5/21
Made 12 FT in a game: Olivier Sarr (14) vs. VANDERBILT, 1/5/21
Made 13 FT in a game: Olivier Sarr (14) vs. VANDERBILT, 1/5/21
Made 14 FT in a game: Olivier Sarr (14) vs. VANDERBILT, 1/5/21
Made 15 FT in a game: Rodrick Rhodes (16) vs. Ole Miss, 1/18/95
Made 16 FT in a game: Rodrick Rhodes (16) vs. Ole Miss, 1/18/95
Made 17 FT in a game: Dwight Anderson (18) vs. MISSISSIPPI STATE, 2/12/79
Made 18 FT in a game: Dwight Anderson (18) vs. MISSISSIPPI STATE, 2/12/79
Made 18 FT in a game: Never
Attempted 10 FT in a game: Oscar Tshiebwe (13) vs. VANDERBILT, 2/2/22
Attempted 15 FT in a game: Olivier Sarr (17) vs. VANDERBILT, 1/2/21
Attempted 20 FT in a game: PJ Washington (20) vs. Kansas State, 3/22/18
Attempted 25 FT in a game: Never
Made 20 Straight FT: Immanuel Quickley (20), 2/22/20 - 3/3/20
Made 30 Straight FT: Tyler Herro (38), 2/16/19 - 3/29/19

REBOUNDS

15 Rebs: Oscar Tshiebwe (19) vs. FLORIDA, 2/12/22
20 Rebs: Oscar Tshiebwe (22) vs. MISSISSIPPI STATE, 1/25/22
25 Rebs: Oscar Tshiebwe (28) vs. WESTERN KENTUCKY, 12/22/21
26 Rebs: Oscar Tshiebwe (28) vs. WESTERN KENTUCKY, 12/22/21
27 Rebs: Oscar Tshiebwe (28) vs. WESTERN KENTUCKY, 12/22/21
28 Rebs: Oscar Tshiebwe (28) vs. WESTERN KENTUCKY, 12/22/21
30 Rebs: Cotton Nash (30) vs. OLE MISS, 2/8/64
34 Rebs: Bob Burrow (34) vs. TEMPLE, 12/10/55
35 Rebs: Never
20+ Rebs in two consecutive games: Oscar Tshiebwe (12), 1/4/22 - 2/12/22
10+ Rebs in three consecutive games: Oscar Tshiebwe (12), 1/4/22 - 2/12/22
10+ Rebs in four consecutive games: Oscar Tshiebwe (12), 1/4/22 - 2/12/22
10+ Rebs in five consecutive games: Oscar Tshiebwe (12), 1/4/22 - 2/12/22
10+ Rebs in six consecutive games: Oscar Tshiebwe (12), 1/4/22 - 2/12/22
10+ Rebs in seven consecutive games: Oscar Tshiebwe (12), 1/4/22 - 2/12/22
10+ rebs in eight consecutive games: Oscar Tshiebwe (12), 1/4/22 - 2/12/22
10+ rebs in nine consecutive games: Oscar Tshiebwe (12), 1/4/22 - 2/12/22



THE LAST TIME UK ...

1/4/22 - 2/12/22
10+ rebs in 10 consecutive games: Oscar Tshiebwe (12), 1/4/22 - 2/12/22
10+ rebs in 11 consecutive games: Oscar Tshiebwe (12), 1/4/22 - 2/12/22
10+ rebs in 12 consecutive games: Oscar Tshiebwe (12), 1/4/22 - 2/12/22
Two players had 10 rebounds: Isaiah Jackson (10), Lance Ware (10) at Missouri, 2/3/21
Three players had 10 rebounds: Isaiah Jackson (14), Olivier Sarr (11), Brandon Boston Jr. (10) vs. RICHMOND, 11/29/20

ASSISTS

6 assists: Sahvir Wheeler (6); TyTy Washington Jr. (6) vs. FLORIDA, 2/12/22
7 assists: Sahvir Wheeler (11) at South Carolina, 2/8/22
8 assists: Sahvir Wheeler (11) at South Carolina, 2/8/22
9 assists: Sahvir Wheeler (11) at South Carolina, 2/8/22
10 assists: Sahvir Wheeler (11) at South Carolina, 2/8/22
11 assists: Sahvir Wheeler (11) at South Carolina, 2/8/22
12 assists: TyTy Washington Jr. (17) vs. GEORGIA, 1/8/22
13 assists: TyTy Washington Jr. (17) vs. GEORGIA, 1/8/22
14 assists: TyTy Washington Jr. (17) vs. GEORGIA, 1/8/22
15 assists: TyTy Washington Jr. (17) vs. GEORGIA, 1/8/22
16 assists: TyTy Washington Jr. (17) vs. GEORGIA, 1/8/22
17 assists: TyTy Washington Jr. (17) vs. GEORGIA, 1/8/22
18 assists: Never
5+ assists in four consecutive games: Sahvir Wheeler (6), 1/25/22 - 2/12/22
8+ assists in two consecutive games: Sahvir Wheeler (2), 1/29/22 - 2/2/22

BLOCKS

4 blocks: Oscar Tshiebwe (4) at Auburn, 1/22/22
5 blocks: Isaiah Jackson (7) vs. ALABAMA, 1/12/21
6 blocks: Isaiah Jackson (7) vs. ALABAMA, 1/12/21
7 blocks: Isaiah Jackson (7) vs. ALABAMA, 1/12/21
8 blocks: Isaiah Jackson (8) vs. Kansas, 12/1/20
9 blocks: Willie Cauley-Stein (9) vs. BOISE STATE, 12/10/13
10 blocks: Nerlens Noel (12) at Ole Miss, 1/29/13
11 blocks: Nerlens Noel (12) at Ole Miss, 1/29/13
12 blocks: Nerlens Noel (12) at Ole Miss, 1/29/13
13 blocks: Never

STEALS

4 steals: Oscar Tshiebwe (4) at Alabama, 2/5/22
5 steals: Ashton Hagans (5) vs. TEXAS A&M, 1/8/19
6 steals: Ashton Hagans (8) vs. North Carolina, 12/22/18
7 steals: Ashton Hagans (8) vs. North Carolina, 12/22/18
8 steals: Ashton Hagans (8) vs. North Carolina, 12/22/18
9 steals: Never
3+ steals in five consecutive games: Ashton Hagans (7), 12/22/18 - 1/19/19
3+ steals in 10 consecutive games: Never

MINUTES

Played every minute: Kellan Grady (40) at Auburn, 1/22/22
Played 40+ minutes: Kellan Grady (43) vs. MISSISSIPPI STATE, 1/25/22
Played more than 50 minutes: Patrick Patterson (50) vs. VANDERBILT, 1/12/08

FOULS

Fouled out: Jacob Toppin at Auburn, 1/22/22
Two players fouled out: Isaiah Jackson and Davion Mintz at Vanderbilt, 2/17/21
Three players fouled out: Terrence Clarke, Isaiah Jackson, Olivier Sarr, Lance Ware vs. North Carolina, 12/19/20
Four players fouled out: Terrence Clarke, Isaiah Jackson, Olivier Sarr, Lance Ware vs. North Carolina, 12/19/20
Technical foul: John Calipari vs. VANDERBILT, 2/2/22

TEAM

WINS/LOSSES

Won 10 straight games: 10, 1/8/19 - 2/9/19
Won 20 straight games: 38, 11/14/14 - 3/28/15
Won 30 straight games: 38, 11/14/14 - 3/28/15
Won 40 straight games: Never
Lost consecutive games: 2, 3/11/21 - 11/9/21
Lost three straight games: 4, 1/26/21 - 2/9/21
Lost four straight games: 4, 1/26/21 - 2/9/21
Lost five straight games: 6, 11/29/20 - 12/26/20
Lost six straight games: 6, 11/29/20 - 12/26/20
Lost 10 straight games: Never

STARTS

Started four freshmen: Devin Askew, Brandon Boston Jr., Terrence Clarke, Isaiah Jackson vs. Georgia Tech, 12/6/20
Started five freshmen: Hamidou Diallo, Shai Gilgeous-Alexander, Kevin Knox, Nick Richards, PJ Washington vs. Kansas State, 3/22/18

SCORING

Scored 90 or more points: 107 vs. TENNESSEE, 1/15/22 (W, 107-79)
Scored 90 or more points (SEC game): 107 vs. TENNESSEE, 1/15/22 (W, 107-79)
Scored 100 or more points: 107 vs. TENNESSEE, 1/15/22 (W, 107-79)
Scored 100 or more points (SEC game): 107 vs. TENNESSEE, 1/15/22 (W, 107-79)
Scored 110 or more points: 115 vs. Arizona State, 11/28/16 (W, 115-69)
Scored 110 or more points (SEC game): 110 vs. AUBURN, 2/21/15 (W, 110-75)
Scored 120 or more points: 120 at Vanderbilt, 2/7/96 (W, 120-81)
Scored 120 or more points (SEC game): 120 at Vanderbilt, 2/7/96 (W, 120-81)
Scored 130 or more points: 143 vs. Georgia, 2/27/56 (W, 143-66)
Scored 140 or more points: 143 vs. Georgia, 2/27/56 (W, 143-66)
Scored 150 or more points: Never
Scored less than 50 points: 48 vs. Vanderbilt, 3/15/13 (L, 64-48)
Scored 100 points in two consecutive games: vs. CLEVELAND STATE (11/23/16), vs. UT MARTIN (11/25/16), vs. Arizona State (11/28/16)
Scored 100 Points in three consecutive games: vs. CLEVELAND STATE (11/23/16), vs. UT MARTIN (11/25/16), vs. Arizona State (11/28/16)
Scored 100 points in consecutive SEC games: 2/27/56 - 3/3/56

SHOOTING PERCENTAGES

Shot 70% from the field: .722 (39-54) vs. MISSISSIPPI STATE, 2/15/86
Shot 65% from the field: .679 (38-56) vs. TENNESSEE, 1/15/22
Shot 30% or less from the field: .281 (18-64) at Texas A&M (1/10/15)
Allowed 50% shooting: .568 (25-44) at Auburn, 1/22/22
Allowed 60% shooting: .640 (32-50) at Florida, 3/4/07
Allowed 30% or less shooting: .281 (18-64) at Alabama, 2/5/22
Allowed 20% or less shooting: .197 (12-61) vs. MONTANA STATE, 11/23/14

FREE THROWS

Shot 90% or better from FT line: .952 (20-21) vs. TENNESSEE, 1/15/22
Shot 100% from FT Line: 10-10 vs. FLORIDA, 2/22/20
Shot 50% or less from FT line: .500 (10-20) at Georgia, 1/7/20
Attempted 40 FT: 41 (27-41) vs. TENNESSEE STATE, 11/23/18
Attempted five or less FT: 4 (2-4) vs. SOUTH CAROLINA, 1/21/06
Made 30 FT: 31 (31-36) vs. MISSISSIPPI STATE, 2/4/20

3-POINTERS

Hit 0 3-pointers: 0 (0-10) vs. RICHMOND, 11/29/20
Hit 10 3-pointers: 10 (10-27) vs. FLORIDA, 2/12/22
Hit 11 3-pointers: 11 (11-18) vs. TENNESSEE, 1/15/22
Hit 12 3-pointers: 12 (12-23) vs. ROBERT MORRIS, 11/12/21
Hit 13 3-pointers: 13 (13-27) vs. SOUTH CAROLINA, 3/6/21
Hit 14 3-pointers: 14 (14-26) vs. ARKANSAS, 2/9/21
Hit 15 3-pointers: 15 (15-27) vs. GEORGIA, 3/1/12
Hit 16 3-pointers: 16 (16-33) vs. UNC ASHEVILLE, 12/23/96
Hit 17 3-pointers: 20 (20-35) vs. LSU, 3/4/95
Hit 18 3-pointers: 20 (20-35) vs. LSU, 3/4/95
Hit 19 3-pointers: 20 (20-35) vs. LSU, 3/4/95
Hit 20 3-pointers: 20 (20-35) vs. LSU, 3/4/95
Hit 21 3-pointers: 21 (21-48) vs. North Carolina, 12/27/89
Hit 22 3-pointers: Never

SCORING MARGINS

Won game by 50 points or more: 58 vs. MONTANA STATE (W, 86-28), 11/23/14
Won game by 60 points or more: 62 vs. VANDERBILT (W, 106-44), 3/5/03
Won game by 70 points or more: 74 vs. UT MARTIN (W, 124-50), 11/26/94
Lost game by 20 points or more: 20 vs. ALABAMA (L, 85-65), 1/12/21
Lost game by 30 points or more: 34 vs. Duke (L, 118-84), 11/6/18
Lost game by 40 points or more: 41 at Vanderbilt (L, 93-52), 2/12/08

Lost game by 50 points or more: 55 at Kansas (L, 150-95), 12/9/89
Lost game by 60 points or more: 70 at Central (L, 87-17), 1/28/1910
Lost game by 70 points or more: 70 at Central (L, 87-17), 1/28/1910
Game decided by one point: vs. Mississippi State, 3/11/21 (L, 74-73)
Game decided by two or fewer points: vs. Mississippi State, 3/11/21 (L, 74-73)
Game decided by three or fewer points: vs. Mississippi State, 3/11/21 (L, 74-73)
Two consecutive games decided by one point: vs. NORTH CAROLINA (W, 73-72), 12/3/11; at Indiana (L, 73-72), 12/10/11
Three consecutive games decided by one point: Never
Two consecutive games decided by two or fewer points: Arkansas (L, 81-80), 2/9/21; Auburn (W, 82-80), 2/13/21
Three consecutive games decided by three or fewer points: at Auburn (L, 99-97 OT), 2/11/74, vs. TENNESSEE (W, 61-58), 2/16/74 and at Ole Miss (L, 61-60), 2/18/74

COMEBACKS

Came back from 10-point deficit for win: 64-58 at Texas A&M (1/19/22); Trailing by 13 at 29-16 (5:57 in 1st)
Came back from 11-point deficit for win: 64-58 at Texas A&M (1/19/22); Trailing by 13 at 29-16 (5:57 in 1st)
Came back from 12-point deficit for win: 64-58 at Texas A&M (1/19/22); Trailing by 13 at 29-16 (5:57 in 1st)
Came back from 13-point deficit for win: 64-58 at Texas A&M (1/19/22); Trailing by 13 at 29-16 (5:57 in 1st)
Came back from 14-point deficit for win: 71-70 at Florida (3/7/20); Trailing by 18 at 59-41 (11:48 in 2nd)
Came back from 15-point deficit for win: 71-70 at Florida (3/7/20); Trailing by 18 at 59-41 (11:48 in 2nd)
Came back from 16-point deficit for win: 71-70 at Florida (3/7/20); Trailing by 18 at 59-41 (11:48 in 2nd)
Came back from 17-point deficit for win: 71-70 at Florida (3/7/20); Trailing by 18 at 59-41 (11:48 in 2nd)
Came back from 18-point deficit for win: 71-70 at Florida (3/7/20); Trailing by 18 at 59-41 (11:48 in 2nd)
Came back from 19-point deficit for win: 73-67 vs. Vanderbilt (2/28/17); Trailing by 19 at 25-6 (8:03 in 1st)
Came back from 20-point deficit for win: 82-79 at Vanderbilt (2/22/97); Trailing by 22 at 40-18 (3:51 in 1st)
Came back from 30-point deficit for win: 99-95 at LSU (2/15/94); Trailing by 31 at 68-37 (15:34 in 2nd)
Came back from 31-point deficit for win: 99-95 at LSU (2/15/94); Trailing by 31 at 68-37 (15:34 in 2nd)

REBOUNDS

Pulled down 50 rebounds: 50 (16-34) vs. WESTERN KENTUCKY, 12/22/21
Pulled down 55 rebounds: 59 (20-39) vs. Arizona State, 11/28/16
Pulled down 60 rebounds: 62 (19-43) vs. Morehead State, 12/16/95

OVERTIME GAMES

Played an overtime game: MISSISSIPPI STATE, 1/25/22 (W, 82-74 OT)
Won an overtime game: MISSISSIPPI STATE, 1/25/22 (W, 82-74 OT)
Lost an overtime game: vs. Auburn, 3/31/19 (L, 77-71 OT)
Played an SEC overtime game: MISSISSIPPI STATE, 1/25/22 (W, 82-74 OT)
Won an SEC overtime game: MISSISSIPPI STATE, 1/25/22 (W, 82-74 OT)
Lost an SEC overtime game: at Texas A&M, 2/20/16 (L, 79-77 OT)
Played an overtime game in SEC Tournament: vs. Texas A&M, 3/13/16 (W, 82-77 OT)
Won an overtime game in SEC Tournament: vs. Texas A&M, 3/13/16 (W, 82-77 OT)
Played an overtime game in NCAA Tournament: vs. Auburn, 3/31/19 (L, 77-71 OT)
Won an overtime game in NCAA Tournament: vs. St. Bonaventure, 3/16/00 (W, 85-80 OT)
Lost an overtime game in NCAA Tournament: vs. Auburn, 3/31/19 (L, 77-71 OT)
Played two overtimes: at Mississippi State, 1/2/21 (W, 78-73 OT)
Played three overtimes: vs. TEMPLE 12/7/57 (W, 85-83)
Played four or more overtimes: Never
Played two consecutive overtime games: 1/6/15 vs. OLE MISS (W, 89-86) and 1/10/15 at Texas A&M (70-64)
Played three consecutive overtime games: Never



THE LAST TIME A UK OPPONENT ...

INDIVIDUALS

SCORING

Scored 25 points: Scotty Pippen Jr. (33), VANDERBILT, 2/2/22
Scored 30 points: Scotty Pippen Jr. (33), VANDERBILT, 2/2/22
Scored 35 points: Bubba Parham (35), VMI, 11/21/18
Scored 40 points: Elston Turner (40), TEXAS A&M, 1/12/13
Scored 45 points: David Robinson (45), Navy, 1/25/87
Scored 50 points: Austin Carr (50), Notre Dame, 12/29/79
Scored 60 points: Pete Maravich (64), LSU, 2/21/70
Scored 65 points: Never
Two players had 20 points: Trevor Keels (25), Paolo Banchemo (22), Duke, 11/9/21
Three players had 20 points: R.J. Barrett, Zion Williamson, Cam Reddish, Duke, 11/6/18
Two players had 30 points: Ronnie Henderson (36) and Claren Ceasar (32), LSU, 2/15/94
Five players scored in double figures: LSU, 2/18/20

FIELD GOALS

Made 15 FG in a game: David Robinson (17), NAVY, 1/25/87
Made 16 FG in a game: David Robinson (17), NAVY, 1/25/87
Made 17 FG in a game: David Robinson (17), NAVY, 1/25/87
Made 18 FG in a game: Steve Downing (19), Indiana, 12/11/71
Made 19 FG in a game: Steve Downing (19), Indiana, 12/11/71
Made 20 FG in a game: Johnny Neumann (20), Ole Miss, 1/2/71
Made 21 FG in a game: Austin Carr (21), Notre Dame, 12/29/70
Made 22 FG in a game: Austin Carr (22), Notre Dame, 3/12/70
Made 23 FG in a game: Pete Maravich (23), LSU, 2/21/70
Made 24 FG in a game: Never
Attempted 17 FG in a game: Jermaine Cousinard (17), Keyshawn Bryant (18), South Carolina, 2/8/22
Attempted 18 FG in a game: Keyshawn Bryant (18), South Carolina, 2/8/22
Attempted 19 FG in a game: Scotty Pippen Jr. (23), VANDERBILT, 2/2/22
Attempted 20 FG in a game: Scotty Pippen Jr. (23), VANDERBILT, 2/2/22
Attempted 25 FG in a game: R.J. Barrett (26), Duke, 11/6/18
Attempted 30 FG in a game: Freeman Williams (40), Portland State, 12/16/17
Attempted 35 FG in a game: Freeman Williams (40), PORTLAND STATE, 12/16/77
Attempted 40 FG in a game: Freeman Williams (40), PORTLAND STATE, 12/16/77
Attempted 45 FG in a game: Johnny Neumann (50), Ole Miss, 1/2/71
Attempted 50 FG in a game: Johnny Neumann (50), Ole Miss, 1/2/71
Attempted 53 FG in a game: Pete Maravich (53), LSU, 2/22/69
Attempted 54 FG in a game: Never

3-POINTERS

Made 5 3-pointers in a game: Scotty Pippen Jr. (6), Vanderbilt, 1/11/22
Made 6 3-pointers in a game: Scotty Pippen Jr. (6), Vanderbilt, 1/11/22
Made 7 3-pointers in a game: Bubba Parham (10), VMI, 11/18/18
Made 8 3-pointers in a game: Bubba Parham (10), VMI, 11/18/18
Made 9 3-pointers in a game: Bubba Parham (10), VMI, 11/18/18
Made 10 3-pointers in a game: Bubba Parham (10), VMI, 11/18/18
Made 11 3-pointers in a game: Corey Allmond (11), Sam Houston State, 11/19/2009
Made 12 3-pointers in a game: Never
Attempted 10 3-pointers in a game: Scotty Pippen Jr. (11), Vanderbilt, 1/11/22
Attempted 15 3-pointers in a game: Bubba Parham (16), VMI, 11/18/18
Attempted 16 3-pointers in a game: Bubba Parham (16), VMI, 11/18/18
Attempted 17 3-pointers in a game: Chris Jackson (17), LSU, 2/15/90
Attempted 18 3-pointers in a game: Jeff Boschee (18), Kansas, 3/14/99
Attempted 19 3-pointers in a game: Never

FREE THROWS

Made 10 FT in a game: John Fulkerson (10), Tennessee, 2/8/20
Made 11 FT in a game: Samir Doughty (14), Auburn, 2/1/20
Made 12 FT in a game: Samir Doughty (14), Auburn, 2/1/20
Made 13 FT in a game: Samir Doughty (14), Auburn, 2/1/20

Made 14 FT in a game: Samir Doughty (14), Auburn, 2/1/20
Made 15 FT in a game: Brenton Williams (15), South Carolina, 3/1/14
Made 16 FT in a game: Dan Cross (16), FLORIDA, 2/18/95
Made 17 FT in a game: John Mengelt (17), AUBURN, 3/2/70
Made 18 FT in a game: Pete Maravich (18), LSU, 2/21/70
Made 19 FT in a game: Never
Attempted 15 FT in a game: Samir Doughty (15), Auburn, 2/1/20
Attempted 20 FT in a game: Harding McCaleb (25), Louisville, 2/22/1916
Attempted 25 FT in a game: Harding McCaleb (25), Louisville, 2/22/1916
Attempted 26 FT in a game: Never

REBOUNDS

15 Rebs: Dedric Lawson (15), KANSAS, 1/26/19
16 Rebs: Kennedy Meeks (17), North Carolina, 3/26/17
17 Rebs: Kennedy Meeks (17), North Carolina, 3/26/17
18 Rebs: Sean May (19), North Carolina, 12/4/04
19 Rebs: Sean May (19), North Carolina, 12/4/04
20 Rebs: Andrew DeClercq (20), Florida, 1/18/94
25 Rebs: Leon Douglas (25), ALABAMA, 1/20/75
30 Rebs: Kenneth Stanley (30), SOUTHERN CAL, 12/4/61
31 Rebs: Never
Two players had 10 rebounds: Desean Murray (11) and Anfernee McLemore (11), Auburn, 2/14/18
Three players had 10 rebounds: Craig Victor II (12), Tim Quarterman (10), Ben Simmons (10), LSU, 1/5/16

ASSISTS

10 assists: Tony Trocha-Morelos (10), Texas A&M, 3/4/2017
11 assists: Dwyane Wade (11), Marquette, 3/29/03
12 assists: Edgar Padilla (12), UMass, 3/30/96
13 assists: Billy McCaffrey (14), Vanderbilt, 1/13/93
14 assists: Billy McCaffrey (14), Vanderbilt, 1/13/93
15 assists: Eric Richardson (15), Alabama, 2/4/84
16 assists: Never

BLOCKS

5 blocks: Jamarion Sharp (7), WESTERN KENTUCKY, 12/22/21
6 blocks: Jamarion Sharp (7), WESTERN KENTUCKY, 12/22/21
7 blocks: Jamarion Sharp (7), WESTERN KENTUCKY, 12/22/21
8 blocks: Jarvis Varnado (10), Mississippi State, 1/15/08
9 blocks: Jarvis Varnado (10), Mississippi State, 1/15/08
10 blocks: Jarvis Varnado (10), Mississippi State, 1/15/08
11 blocks: Samaki Walker (11), Louisville, 1/1/95
12 blocks: Never

STEALS

5 steals: Ben Simmons (7), LSU, 3/5/16
6 steals: Ben Simmons (7), LSU, 3/5/16
7 steals: Ben Simmons (7), LSU, 3/5/16
8 steals: Never

TEAM

SCORING

Scored 90 or more points: 118, Duke, 11/6/18 (L, 118-84)
Scored 90 or more points (SEC game): 90, Georgia, 3/4/09 (L, 90-85)
Scored 100 or more points: 118, Duke, 11/6/18 (L, 118-84)
Scored 100 or more points (SEC game): 101, Arkansas, 2/10/93 (L, 101-94)
Scored 110 or more points: 118, Duke, 11/6/18 (L, 118-84)
Scored 110 or more points (SEC game): 110, Vanderbilt, 3/4/67 (L, 110-94)
Scored 120 or more points: 121, North Carolina, 12/27/89 (L, 121-110)
Scored 120 or more points (SEC game): Never
Scored 130 or more points: 150, Kansas, 12/9/89 (L, 150-95)
Scored 140 or more points: 150, Kansas, 12/9/89 (L, 150-95)
Scored 150 or more points: 150, Kansas, 12/9/89 (L, 150-95)
Scored 160 or more points: Never
Scored less than 50 points: 48, HIGH POINT, 12/31/21 (W, 92-48)
Scored less than 50 points (SEC game): 48, SOUTH CAROLINA, 2/5/19 (W, 76-48)
Scored less than 40 points: 39, West Virginia, 3/26/15 (W, 78-39)
Scored less than 40 points (SEC game): 37, MISSOURI, 1/13/15 (W, 86-37)
Scored less than 30 points: 28, MONTANA STATE, 11/23/14 (W, 86-28)
Scored less than 30 points (SEC game): 26, GEORGIA TECH, 1/28/46 (W, 86-37)
Scored less than 20 points: 18, WESTERN ONTARIO,

12/10/49 (W, 90-21)
Scored less than 20 points (SEC game): 18, ALABAMA, 2/10/40 (W, 46-18)
Scored less than 10 points: 9, Tulane, 12/21/34 (W, 39-9)
Scored less than 10 points (SEC game): Never
Scored less than 5 points: Never

SHOOTING PERCENTAGES

Shot 70% from the field: Never
Shot 60% from the field: .640 (32-50), Florida, 3/4/07
Shot 50% from the field: .568 (25-44), at Auburn, 1/22/22
Shot 30% or less from the field: .281 (18-64) at Alabama, 2/5/22
Shot 20% or less from the field: .197 (12-61), MONTANA STATE, 11/23/14
Shot 10% or less from the field: Never (shooting percentages not recorded prior to 1947)

3-Pointers

Made 10 or more 3-pointers: 11 (11-23), TENNESSEE, 1/15/22
Made 15 or more 3-pointers: 19 (19-38), VMI, 11/18/18
Made 20 or more 3-pointers: Never
Made zero 3-pointers: 0 (0-15), Auburn, 1/19/13
Attempted 30 or more 3-pointers: 30 (30-30), Alabama, 2/5/22

FREE THROWS

Shot 90% or better from FT line: 90.5 (19-21), GEORGIA, 1/8/22
Shot 100% from FT Line: 6-6, FLORIDA, 2/12/22
Shot 50% or less from FT line: .385 (5-13), at Texas A&M, 1/19/22
Attempted 40 FT: 44 (33-44), Auburn, 2/1/20
Attempted five or less FT: 4 (2-4), HIGH POINT, 12/31/21
Made 30 FT: 33 (33-44), Auburn, 2/1/20

REBOUNDS

Pulled down 50 rebounds: 54 (17-37), Florida, 2/4/17
Pulled down 20 offensive rebounds: 23, LSU, 2/18/20



RUPP ARENA AT CENTRAL BANK CENTER

Year-by-Year Records

Season	W-L	Percentage
2021-22	15-0	1.000
2020-21	5-6	.455
2019-20	16-2	.889
2018-19	17-1	.944
2017-18	16-2	.889
2016-17	15-2	.882
2015-16	17-0	1.000
2014-15	19-0	1.000
2013-14	16-2	.889
2012-13	16-2	.889
2011-12	18-0	1.000
2010-11	15-0	1.000
2009-10	18-0	1.000
2008-09	12-6	.667
2007-08	14-4	.778
2006-07	14-2	.875
2005-06	10-5	.667
2004-05	14-1	.933
2003-04	11-2	.846
2002-03	12-1	.923
2001-02	12-3	.800
2000-01	11-1	.917
1999-2000	14-0	1.000
1998-99	12-1	.923
1997-98	9-3	.750
1996-97	12-1	.923
1995-96	13-0	1.000
1994-95	12-1	.923
1993-94	13-1	.929
1992-93	16-0	1.000
1991-92	15-2	.882
1990-91	13-0	1.000
1989-90	13-2	.867
1988-89	8-6	.571
1987-88	14-2	.875
1986-87	13-2	.867
1985-86	18-0	1.000
1984-85	11-3	.786
1983-84	16-0	1.000
1982-83	14-1	.933
1981-82	15-1	.938
1980-81	15-0	1.000
1979-80	12-3	.800
1978-79	11-4	.733
1977-78	16-0	1.000
1976-77	12-2	.857
Total	630-77	.891

Year Opened:	1976
First Game:	Nov. 27, 1976
All-Time Record:	630-77 (89.1%)
Record Under Calipari:	203-17 (92.3%)
Capacity:	20,500
Record Crowd:	24,479 (1/20/10)
Longest Win Streak:	54 (11/9/10-12/1/12)
Current Win Streak:	16

Cats Rock at Rupp

The Wildcats are 630-77 (89.1%) in Rupp Arena. Among the most notable marks of dominance as the nation's toughest venue to play include:

- School record 54-game winning streak to begin the John Calipari era
- Kentucky is 342-46 (88.1%) in regular-season SEC games in Rupp
- The Wildcats set a program home record of 19 wins in 2014-15
- UK has gone undefeated at home in five of Calipari's 12 seasons
- Kentucky has a perfect mark in 13 of Rupp Arena's 45 seasons

600 Wins at Rupp in Record Time

With a victory over Fairleigh Dickinson on Dec. 7, 2019, Kentucky reached the 600-win mark at Rupp Arena faster than any other program in NCAA Division I level history. UK needed just 670 games to reach win No. 600 in Rupp Arena.

It took UCLA, which previously owned the fastest pace to 600 wins, 689 games in Pauley Pavilion. Only one other team, Kansas, achieved win No. 600 in fewer than 700 games at its home venue. The Jayhawks reached the significant win in their 699th game.

Cal Owns Longest Win Streaks in Rupp

With UK's 2011-12 season-opening victory over Marist, UK head coach John Calipari recorded his 34th consecutive win in Rupp Arena as UK's head coach. It broke former UK head coach Rick Pitino's longest streak of 33 games in the venue.

The winning streak reached as long as 54 games. Calipari didn't suffer his first loss in Rupp Arena until losing to Baylor in his fourth season, in 2012-13. The 54-game run, however, was his longest career home winning streak. He also had the second-longest streak in the arena as the Cats won 42 straight from March 4, 2014 to Nov. 25, 2016.

New Chairbacks, Fewer Seats

After receiving a \$16 million upgrade over the 2014-15 and 2015-16 seasons that enhanced the fan experience with the likes of a new Daktronics center-hung scoreboard, ribbons boards, new corner video boards and a new audio system, Rupp Arena is undergoing an additional transformation as a part of UK's new leasing agreement with the Lexington Center.

Chair-back seating in the upper-level sideline was installed in sections 211-217 and 228-234 for the 2019-20 season. Club areas are available to season ticket holders.

The new seating reduced Rupp Arena's capacity to 20,500.

Pack the House

Until reducing capacity for the 2019-20 season, Kentucky had led the nation in average home attendance in 20 of 24 seasons. That number included a Rupp Arena record of 24,110 in John Calipari's first season (2009-10) as head coach.

Kentucky averaged 20,160 fans during the 2019-20 season, the first season with a reduced capacity at 20,500. UK averaged 23,000-plus fans in seven of Calipari's first 10 seasons.

The Top-Ranked Team at Home

Kentucky has lost just four times at home as the Associated Press top-ranked team in the history of the program and just three times in Rupp Arena. Prior to the losses to Evansville (Nov. 12) and UCLA (Dec. 3, 2016), the other two losses came by just one point.

The Wildcats are 54-3 all-time as the AP No. 1 team in Rupp Arena since its opening in 1976. The first loss was to Auburn, 53-52, on Jan. 9, 1988.

Coach Cal in Rupp Arena

It's been downright difficult to beat Kentucky in Rupp Arena during the John Calipari era. UK is 203-17 (92.3%) in Rupp Arena under Calipari.

- Kentucky is 23-6 (79.3%) vs. Associated Press Top 25 opponents in Rupp in the Calipari era
- UK is 180-11 (94.2%) vs. AP unranked teams in Rupp under Calipari
- The Wildcats are 104-6 (94.5%) at home vs. nonconference foes under Calipari
- Calipari notched his 100th career win in Rupp Arena as Kentucky's coach with the Wildcats' 110-75 rout of Auburn on Feb. 21, 2014. It took Calipari 104 games to reach the century mark, the fastest of any UK coach

Cal Passes Hall for Rupp Record

With a 101-70 victory over Cleveland State on Nov. 23, 2016, John Calipari passed former UK head coach Joe B. Hall for most wins in Rupp Arena. Calipari currently has 203 wins inside the historic venue. Hall won 122.

2021-22 Opponent Breakdown

Robert Morris (Nov. 12)

All-time games in Rupp Arena: 3
UK record in Rupp vs. RMU: 3-0
Last time in Rupp Arena: UK, 100-60 (11/12/21)

Mount St. Mary's (Nov. 16)

All-time games in Rupp Arena: 2
UK record in Rupp vs. MSM: 2-0
Last time in Rupp Arena: UK, 80-55 (11/16/21)

Ohio (Nov. 19)

All-time games in Rupp Arena: 3
UK record in Rupp vs. OU: 3-0
Last time in Rupp Arena: UK, 77-59 (11/19/21)

Albany (Nov. 22)

All-time games in Rupp Arena: 2
UK record in Rupp vs. UA: 2-0
Last time in Rupp Arena: UK, 86-61 (11/22/21)

North Florida (Nov. 26)

All-time games in Rupp Arena: 1
UK record in Rupp vs. UNF: 1-0
Last time in Rupp Arena: UK, 86-52 (11/26/21)

Central Michigan (Nov. 29)

All-time games in Rupp Arena: 2
UK record in Rupp vs. CMU: 2-0
Last time in Rupp Arena: UK, 85-57 (11/29/21)

Southern (Dec. 7)

All-time games in Rupp Arena: 1
UK record in Rupp vs. SU: 1-0
Last time in Rupp Arena: UK, 76-64 (12/7/21)

Western Kentucky (Dec. 22)

All-time games in Rupp Arena: 3
UK record in Rupp vs. WKU: 2-1
Last time in Rupp Arena: UK, 95-60 (12/22/21)

Missouri (Dec. 29)

All-time games in Rupp Arena: 6
UK record in Rupp vs. UM: 6-0
Last time in Rupp Arena: UK, 83-56 (12/29/21)

High Point (Dec. 31)

All-time games in Rupp Arena: 4
UK record in Rupp vs. HPU: 4-0
Last time in Rupp Arena: UK, 92-48 (12/31/21)

Georgia (Jan. 8)

All-time games in Rupp Arena: 42
UK record in Rupp vs. UGA: 38-4
Last time in Rupp Arena: UK, 92-77 (1/8/22)

Tennessee (Jan. 15)

All-time games in Rupp Arena: 46
UK record in Rupp vs. UT: 39-7
Last time in Rupp Arena: UK, 107-79 (1/15/22)

Mississippi State (Jan. 25)

All-time games in Rupp Arena: 32
UK record in Rupp vs. MSU: 30-2
Last time in Rupp Arena: UK, 82-74^{OT} (1/25/22)

Vanderbilt (Feb. 2)

All-time games in Rupp Arena: 44
UK record in Rupp vs. VU: 42-2
Last time in Rupp Arena: UK, 77-70 (2/2/22)

Florida (Feb. 12)

All-time games in Rupp Arena: 46
UK record in Rupp vs. UF: 37-9
Last time in Rupp Arena: UK, 78-57 (2/12/22)

Alabama (Feb. 19)

All-time games in Rupp Arena: 33
UK record in Rupp vs. UA: 27-6
Last time in Rupp Arena: UA, 85-65 (1/12/21)

LSU (Feb. 23)

All-time games in Rupp Arena: 33
UK record in Rupp vs. LSU: 27-6
Last time in Rupp Arena: UK, 82-69 (1/23/21)

Ole Miss (March 1)

All-time games in Rupp Arena: 32
UK record in Rupp vs. OM: 31-1
Last time in Rupp Arena: UK, 67-62 (2/15/20)



COACH CALIPARI

UK vs. AP Ranked Foes Under Cal

Record as AP Top-Ranked Coach Since 2009-10

Coach	Schools	Records
1. John Calipari	Kentucky	69-8
2. Mark Few	Gonzaga	62-6
3. Mike Krzyzewski	Duke	53-12
4. Bill Self	Kansas	46-9
5. Jay Wright	Villanova	28-6
6. Scott Drew	Baylor	16-4
7. Jim Boeheim	Syracuse	15-4
8. Tom Crean	Indiana	14-3
9. Thad Matta	Ohio State	13-2
10. Sean Miller	Arizona	12-1

Record as AP Top-Ranked Coach Active

Coach	Schools	Records
1. Mike Krzyzewski	Duke	219-36
2. John Calipari	UK, Memphis, UMass	110-13
3. Mark Few	Gonzaga	62-6
4. Bill Self	Kansas	48-10
5. Bruce Weber	Illinois	30-2
6. Jay Wright	Villanova	28-6
7. Jim Boeheim	Syracuse	24-5
8. Bob Huggins	Cincinnati	20-4
9. Scott Drew	Baylor	16-4
10. Tom Izzo	Michigan State	15-5

through games on Feb. 12

All-Time Calipari Draft Picks

Player (School)	Round	Year (Overall)
Bam Adebayo (UK)	First	2017 (14)
Eric Bledsoe (UK)	First	2010 (18)
Devin Booker (UK)	First	2015 (13)
Brandon Boston Jr. (UK)	Second	2021 (51)
Antonio Burks (MEM)	Second	2004 (36)
Marcus Camby (UMASS)	First	1996 (2)
Rodney Carney (MEM)	First	2006 (16)
DeMarcus Cousins (UK)	First	2010 (5)
Willie Cauley-Stein (UK)	First	2015 (6)
Anthony Davis (UK)	First	2012 (1)
Hamidou Diallo (UK)	Second	2018 (45)
Joey Dorsey (MEM)	Second	2008 (33)
C. Douglas-Roberts (MEM)	Second	2008 (40)
Robert Dozier (MEM)	Second	2009 (60)
Tyreke Evans (MEM)	First	2009 (4)
De'Aaron Fox (UK)	First	2017 (5)
S. Gilgeous-Alexander (UK)	First	2018 (11)
Archie Goodwin (UK)	First	2013 (29)
Josh Harrellson (UK)	Second	2011 (45)
Andrew Harrison (UK)	Second	2015 (44)
Tyler Herro (UK)	First	2019 (13)
Isaiah Jackson (UK)	First	2021 (22)
Dakari Johnson (UK)	Second	2015 (48)
Keldon Johnson (UK)	First	2019 (29)
Terrence Jones (UK)	First	2012 (18)
Enes Kanter (UK)	First	2011 (3)
Michael Kidd-Gilchrist (UK)	First	2012 (2)
Brandon Knight (UK)	First	2011 (8)
Kevin Knox (UK)	First	2018 (9)
Skal Labissiere (UK)	First	2016 (28)
Doron Lamb (UK)	Second	2012 (42)
DeAndre Liggins (UK)	Second	2011 (53)
Trey Lyles (UK)	First	2015 (12)
Tyrese Maxey (UK)	First	2020 (21)
Darius Miller (UK)	Second	2012 (46)
Malik Monk (UK)	First	2017 (11)
Jamal Murray (UK)	First	2016 (7)
Nerlens Noel (UK)	First	2013 (6)
Daniel Orton (UK)	First	2010 (29)
Patrick Patterson (UK)	First	2010 (14)
Immanuel Quickley (UK)	First	2020 (25)
Julius Randle (UK)	First	2014 (7)
Nick Richards (UK)	Second	2020 (42)
Lou Roe (UMass)	Second	1995 (30)
Derrick Rose (MEM)	First	2008 (1)
Marquis Teague (UK)	First	2012 (29)
Karl-Anthony Towns (UK)	First	2015 (1)
Tyler Ulis (UK)	Second	2016 (34)
Jarred Vanderbilt (UK)	Second	2018 (41)
Dajuan Wagner (MEM)	First	2002 (6)
John Wall (UK)	First	2010 (1)
PJ Washington (UK)	First	2019 (12)
Shawne Williams (MEM)	First	2006 (17)
James Young (UK)	First	2014 (17)

Calipari Named Coach of the Decade

Underscored by more victories than any other coach or program in his first 10 seasons at the helm at Kentucky, more Final Four appearances, a record number of NBA Draft picks, and the 2012 national championship, John Calipari was named the College Basketball Coach of the Decade by Sporting News in January 2020.

In a piece penned by national writer Mike DeCourcy, Sporting News credited Calipari for changing the college basketball landscape. Detailing Calipari's success – what DeCourcy described as a "college basketball revolution" – DeCourcy wrote that "no one defined the 2010s in the same way as Calipari ... nor achieved the same degree of consistent success."

In an era where kids can enter the NBA Draft at 19 years old, Calipari masterfully balances the priority of players' long-term professional dreams with individual and team development, leading to on-court success that no other team has matched.

"I knew we were going to make the program — and I said it at the press conference — it was going to be a players-first program," Calipari told Sporting News. "We were going to make decisions based on them and their needs. And it's not just about the name on the front. It'll be about the name on the back. That's how we're going to do this."

Calipari Receives Guardians of the Game Award

John Calipari was one of eight coaches to receive the National Association of Basketball Coaches' Guardians of the Game Pillar Awards in 2021 for his work with the John McLendon Minority Leadership Initiative.

The Guardians of the Game Pillar Awards represent the NABC's core values of advocacy, education, inclusion and leadership. Calipari was one of three coaches, alongside Harvard head coach Tommy Amaker and South Carolina head coach Frank Martin, who received the award for inclusion.

Calipari, Amaker and Martin were honored for leading and launching the McLendon Minority Leadership Initiative, a coach-driven initiative to provide minorities a jump-start to their careers through practical experiences, opportunities to build their network, and instilling the values of John McLendon: integrity, education, leadership and mentorship.

Calipari spearheaded the MLI after watching the nation confront issues of social injustice and racial inequality. He recruited Amaker and Martin, both members of the NABC Committee on Racial Reconciliation, to join him to make change on college campuses and present opportunities for minorities. His idea was to recruit minority candidates, known as MLI Future Leaders, and provide access and opportunity with real-world experience and networking platforms designed to elevate talented young women and men of color.

The initiative has drawn more than 80 coaches nationally from basketball, football and baseball across the country to serve as

UK Collegiate Awards Under Calipari

All-America Honors (NCAA Recognized)	CoSIDA Academic All-America	Tyler Ulis	2015
DeMarcus Cousins (2010)	Alex Poythress (2nd) 2016	Jamal Murray	2016
AP (1), NABC (2), USBWA (2), SN (2)	All-SEC	Bam Adebayo	2017
John Wall (2010)	DeMarcus Cousins (2010) 1st (Coaches/AP)	De'Aaron Fox	2017
AP (1), NABC (1), USBWA (1), SN (1)	Patrick Patterson (2010) 1st (Coaches)/2nd (AP)	Malik Monk	2017
Anthony Davis (2012)	John Wall (2010) 1st (Coaches/AP)	Shai Gilgeous-Alexander	2018
AP (1), NABC (1), USBWA (1), SN (1)	Terrence Jones (2011) 1st (Coaches/AP)	Kevin Knox	2018
Michael Kidd-Gilchrist (2012)	Brandon Knight (2011) 1st (Coaches)/2nd (AP)	Tyler Herro	2019
USBWA (2), SN (2), AP (3), NABC (3)	Anthony Davis (2012) 1st (Coaches/AP)	Keldon Johnson	2019
Julius Randle (2014)	Mike Kidd-Gilchrist (2012) 1st (Coaches/AP)	Tyrese Maxey	2020
AP (3), NABC (3)	Terrence Jones (2012) 2nd (Coaches/AP)	Isaiah Jackson	2021
Willie Cauley-Stein (2015)	Doron Lamb (2012) 2nd (Coaches)	NCAA Final Four Team	
AP (1), NABC (1), USBWA (1), SN (1)	Nerlens Noel (2013) 1st (Coaches/AP)	Anthony Davis (MVP)	2012
Karl-Anthony Towns (2015)	Julius Randle (2014) 1st (Coaches/AP)	Michael Kidd-Gilchrist	2012
AP (2), NABC (2), SN (3)	James Young (2014) 2nd (Coaches)	Doron Lamb	2012
Jamal Murray (2016)	Devin Booker (2015) 2nd (Coaches)	Julius Randle	2014
AP (3)	Willie Cauley-Stein (2015) 1st (Coaches/AP)	James Young	2014
Tyler Ulis (2016)	Aaron Harrison (2015) 2nd (Coaches/AP)	NCAA All-Regional	
AP (1), SN (1), USBWA (2), NABC (2)	Karl-Anthony Towns (2015) 1st (Coaches/AP)	DeMarcus Cousins	2010
Malik Monk (2017)	Jamal Murray (2016) 1st (Coaches/AP)	John Wall	2010
SN (2), USBWA (2), NABC (2), AP (2)	Tyler Ulis (2016) 1st (Coaches/AP)	Josh Harrellson	2011
PJ Washington (2019)	Bam Adebayo (2017) 2nd (Coaches/AP)	Brandon Knight (MVP)	2011
SN (3), USBWA (3), NABC (3), AP (3)	De'Aaron Fox (2017) 1st (Coaches/AP)	DeAndre Liggins	2011
SEC Player of the Year	Malik Monk (2017) 1st (Coaches/AP)	M. Kidd-Gilchrist (MVP)	2012
John Wall 2010 (Coaches/AP)	Shai G.-Alexander (2018) 2nd (Coaches)	Anthony Davis	2012
Anthony Davis 2012 (Coaches/AP)	Kevin Knox (2018) 1st (Coaches)	Doron Lamb	2012
Tyler Ulis 2016 (Coaches/AP)	Tyler Herro (2019) 2nd (Coaches)	Aaron Harrison	2014
Malik Monk 2017 (AP)	Keldon Johnson (2019) 2nd (Coaches)	Marcus Lee	2014
Immanuel Quickley 2020 (Coaches)	PJ Washington (2019) 1st (Coaches/AP)	Julius Randle (MVP)	2014
SEC Defensive Player of the Year	Tyrese Maxey (2020) 2nd (Coaches)	Willie Cauley-Stein	2015
Anthony Davis 2012 (Coaches)	Nick Richards (2020) 1st (Coaches/AP)	Andrew Harrison	2015
Nerlens Noel 2013 (Coaches)	Immanuel Quickley (2020) 1st (Coaches/AP)	Karl-Anthony Towns (MVP)	2015
Willie Cauley-Stein 2015 (Coaches)	SEC All-Defensive Team	De'Aaron Fox	2017
Tyler Ulis 2016 (Coaches)	Patrick Patterson 2010	Isaac Humphries	2017
Ashton Hagans 2019	DeAndre Liggins 2011	Tyler Herro	2019
Ashton Hagans 2019	Anthony Davis 2012	PJ Washington	2019
Tyler Ulis 2016 (Coaches)	Michael Kidd-Gilchrist 2012	SEC All-Tournament Team	
Ashton Hagans (shared) 2019 (Coaches)	Nerlens Noel 2013	John Wall (MVP)	2010
SEC Freshman (Coaches)/Newcomer (AP) of the Year	Willie Cauley-Stein 2014	Eric Bledsoe	2010
DeMarcus Cousins 2010 (Coaches)	Willie Cauley-Stein 2015	DeMarcus Cousins	2010
John Wall 2010 (AP)	Tyler Ulis 2016	Darius Miller (MVP)	2011
Terrence Jones 2011 (Coaches/AP)	Ashton Hagans 2019	Brandon Knight	2011
Anthony Davis 2012 (Coaches/AP)	Ashton Hagans 2019	Josh Harrellson	2011
Nerlens Noel 2013 (Coaches/AP)	Nick Richards 2020	Anthony Davis	2012
Julius Randle 2014 (Coaches/AP)	Isaiah Jackson 2021	Terrence Jones	2012
Karl-Anthony Towns 2015 (Coaches/AP)	Coaches' SEC All-Freshman Team	Aaron Harrison	2014
Malik Monk 2017 (Coaches/AP)	Eric Bledsoe 2010	Julius Randle	2014
Kevin Knox 2018 (Coaches)	DeMarcus Cousins 2010	Willie Cauley-Stein (MVP)	2015
Tyler Herro 2019 (AP)	John Wall 2010	Aaron Harrison	2015
Keldon Johnson 2019 (Coaches)	Brandon Knight 2011	Andrew Harrison	2015
SEC Sixth Man of the Year	Terrence Jones 2011	Jamal Murray	2016
Darius Miller 2012 (Coaches)	Terrence Jones 2011	Doron Lamb	2016
Kyle Wilk 2013 (Coaches)	Doron Lamb 2011	Tyler Ulis (MVP)	2016
Devin Booker 2015 (Coaches)	Anthony Davis 2012	Bam Adebayo	2017
	Michael Kidd-Gilchrist 2012	De'Aaron Fox (MVP)	2017
	Willie Cauley-Stein 2013	Dominique Hawkins	2017
	Archie Goodwin 2013	Wenyen Gabriel	2018
	Nerlens Noel 2013	Shai G.-Alexander (MVP)	2018
	Alex Poythress 2013	Kevin Knox	2018
	Julius Randle 2014		
	James Young 2014		
	Devin Booker 2015		
	Trey Lyles 2015		
	Karl-Anthony Towns 2015		



COACH CALIPARI

both MLI Ambassadors and be the primary source of funding.

In the first year of the initiative, more than 30 Future Leaders were hired at institutions and organizations and more than 20 landed full-time positions after a year in the program. In the early stages of year two, more than 40 Future Leaders are working at universities and college-driven sports organizations across the country. Nearly \$4 million has been raised in funding for the initiative.

Calipari Unrivaled in Conference

John Calipari has won 16 league regular-season championships (including six Southeastern Conference titles) eight more than the next-closest coach in the SEC (Bruce Pearl, Ben Howland and Kermit Davis have eight). Calipari has won six SEC Tournament championships at Kentucky and owns 15 conference tournament titles in his career, 11 more than his closest competitors (Howland, Davis and Nate Oats).

Calipari has tallied a 377-118 (76.2%) all-time record within conference play as a head coach and owns a 169-52 (76.5%) record since joining the SEC.

Although he's been publicly outspoken against conference tournaments -- only because he doesn't favor playing three or more games on consecutive days to win the tournament -- his teams have gotten up for them. Calipari's teams at UMass, Memphis and Kentucky have been to 19 conference championship games in his career, winning a remarkable 15 of them. Calipari is 57-13 (81.4%) all-time in conference tournaments, including 23-5 (82.1%) at UK. Calipari ranks fourth in SEC Tournament wins.

Calipari in Elite Company with Conference Championships

When Kentucky clinched a share of the 2017 Southeastern Conference championship, John Calipari became the first NCAA Division I coach to lead three different programs (UMass, Memphis, Kentucky) to five on-court regular-season league titles five different times. He won the Atlantic 10 at the helm of UMass in 1992, '93, '94, '95 and '96, Memphis claimed the Conference USA crown in 2004, '06, '07, '08 and '09, and Kentucky has captured the SEC six times in 2010, '12, '15, '16, '17 and '20.

Perhaps more impressive is that Calipari has 31 combined regular-season and tournament championships after clinching the SEC regular-season crown in 2020. That trails only Mark Few of Gonzaga (36 titles) among all active coaches. All-time, Calipari trails only the great Adolph Rupp (41) and Few.

There's No Place Like Home

John Calipari-coached teams have posted an all-time record of 442-49 (90.0%) record at home in his stops at UMass, Memphis and Kentucky. At UK, Coach Cal is 203-17 (92.3%) in Rupp Arena.

In five of Calipari's 12 complete seasons at Kentucky, the Wildcats have posted an undefeated record at home, including a school-record 19-0 mark during the 2014-15 season.

Calipari owns both of UK's longest winning streaks in the arena. He began his career at UK with a 54-game winning streak at Rupp Arena. It was the longest winning streak since the arena opened in 1976. With a win over Georgia on Feb. 9, 2016, he secured the second-longest streak in the storied building at 34 games (which ended at 42).

	Coach	Streak (Yrs)
1.	John Calipari	54 (2010-13)
2.	John Calipari	42 (2014-17)
3.	Rick Pitino	33 (1992-94)
4.	Joe B. Hall	30 (1981-82)
5.	Rick Pitino	27 (1995-97)

Life Away From Home Isn't So Bad Either

As good as John Calipari's team's have been at home, they're pretty good in hostile environments on the road. Dating back to the 2005-06 season, Calipari has recorded a 117-56 (67.6%) record on the road. At neutral-site venues, Kentucky is 80-28 (74.1%) under Calipari.

Calipari at No. 1

John Calipari is one of just two coaches (Frank McGuire) to lead three programs to a No. 1 ranking in the Associated Press Top 25.

Calipari has led seven of his 13 UK teams to the No. 1 ranking and eight of his last 15 teams to the top (he's done it 10 times overall). When Coach Cal's teams are at the top, they're difficult to knock off:

- Calipari is 110-13 (89.4%) as the top-ranked Associated Press Top 25 coach in the country
- He's 69-8 (89.6%) when his team is atop the AP Top 25 as UK's head coach
- Calipari tallied a 32-4 mark at UMass at No. 1 and he was 9-1 at Memphis
- He (110) trails only Duke's Mike Krzyzewski (219) in active coaches with victories at No. 1
- Calipari has coached 123 career games as a No. 1 team, fourth most in NCAA history, trailing Krzyzewski (255), John Wooden (228) and Adolph Rupp (127)
- Among coaches who have owned a No. 1 ranking in at least 119 games, Calipari's winning percentage of 89.4% trails only Wooden (95.2%) and is ahead of active coach Krzyzewski (85.8%)
- Calipari is 6-4 vs. the AP top-ranked team in the land, including 3-2 at UK after defeating Michigan State in 2019-20
- According to ESPN, his 60.0% winning percentage against AP top-ranked teams is the best for any head coach

The Success Rate

John Calipari has graduated 100% of the players (23 of 23) who have been eligible to receive their diploma by the end of their senior years and exhausted their athletic eligibility. Of that group, Brad Calipari, current Wildcat Zan Payne, Patrick Patterson, Jarrod Polson and Alex Poythress completed their degrees in three years.

In the NCAA's Academic Progress Rate, which measures eligibility, retention and graduation, Kentucky has posted a single-year Academic Progress Rate of 977 or higher in every season under Calipari, including a perfect 1,000 in six of the last seven single-year reports (numbers were not released last year due to the COVID-19 pandemic).

UK's four-year composite score in the most recent report, which was released in May 2020, was a 994 out of 1,000, earning the team an NCAA academic award for the sixth year in a row for finishing in the top 10% of Division I men's basketball programs.

Recruiting Trail

The Wildcats have signed more top-25 players under John Calipari's than any other school. Nearly a quarter of all Rivals' top-10 prospects over the past 13 classes have signed with Coach Cal and the Cats. The following list is freshman signees only.

PLAYER (YEAR)	ESPN	RIVALS	247	MCD JB
Sky Clark ('22)	16	21	18	
Chris Livingston ('22)	12	8	5	Y
Shaedon Sharpe ('22)	1	1	1	
Cason Wallace ('22)	9	10	7	Y
Daimion Collins ('21)	19	18	13	Y Y
Bryce Hopkins ('21)	33	38	43	Y
TyTy Washington Jr. ('21)	14	14	19	Y
Devin Askew ('20)	26	33	37	Y
Brandon Boston Jr. ('20)	7	5	6	Y Y
Terrence Clarke ('20)	10	8	10	Y Y
Cam'Ron Fletcher ('20)	61	49	80	
Isaiah Jackson ('20)	34	28	34	Y
Lance Ware ('20)	46	36	43	
Kareem Watkins ('20)	NR@	NR@	NR@	
Dontaie Allen ('19)	NR	NR	98	
Keion Brooks Jr. ('19)	36	29	14	Y
Brennan Canada ('19)	NR@	NR@	NR@	
Johnny Juzang ('19)	30	34	31	
Tyrese Maxey ('19)	13	10	10	Y Y
Kahlil Whitney ('19)	12	14	11	Y Y
Ashton Hagans ('18)	20	13	12	
Tyler Herro ('18)	30	36	38	Y
Keldon Johnson ('18)	7	15	18	Y Y
EJ Montgomery ('18)	14	11	6	Y
Zan Payne ('18)	NR	NR	NR	
Immanuel Quickley ('18)	25	22	19	Y
Jemari Baker Jr. ('17)	66	82	90	
Hamidou Diallo ('17)	11~	10~	11	
Shai Gilgeous-Alexander ('17)	35	34	20	
Quade Green ('17)	24	22	33	Y Y
Kevin Knox ('17)	10	10	18	Y Y
Nick Richards ('17)	17	17	15	Y Y
Jarrod Vanderbilt ('17)	19	14	12	Y Y
PJ Washington ('17)	12	15	9	Y Y
Bam Adebayo ('16)	5	7	12	Y Y
Brad Calipari ('16)	NR	NR	NR	
De'Aaron Fox ('16)	6	6	6	Y Y
Wenyen Gabriel ('16)	14	13	14	Y
Sacha Killeya-Jones ('16)	24	24	25	Y
Malik Monk ('16)	9	9	10	Y Y
Tai Wynyard ('16)	NR	NR	NR	
Isaiah Briscoe ('15)	13	10	16	Y Y
Jonny David ('15)	NR@	NR@	NR@	
Isaac Humphries ('15)	49	NR^	62	
Skal Labissiere ('15)	2	1	2	Y
Charles Matthews ('15)	42	48	74	Y
Jamal Murray ('15)	NA^	9	10	
Devin Booker ('14)	18	29	22	Y Y
Trey Lyles ('14)	6	13	17	Y Y
Karl-Anthony Towns ('14)	9	5	2	Y Y
Tyler Ulis ('14)	25	21	20	Y Y
EJ Floreal ('13)	NR@	NR@	NR@	
Aaron Harrison ('13)	9	7	5	Y Y
Andrew Harrison ('13)	5	5	3	Y Y
Dominique Hawkins ('13)	NR	NR	151	
Dakari Johnson ('13)	7	9	8	Y Y
Marcus Lee ('13)	25	19	14	Y Y
Julius Randle ('13)	3	2	2	Y Y
Derek Willis ('13)	NR	115	58	
James Young ('13)	8	11	10	Y Y
Archie Goodwin ('12)	15	14	18	Y Y
Willie Cauley-Stein ('12)	40	40	47	
Nerlens Noel ('12)	1	2	1	Y
Alex Poythress ('12)	13	8	7	Y Y
Anthony Davis ('11)	1	2	1	Y Y
Michael Kidd-Gilchrist ('11)	4	3	2	Y Y
Sam Malone ('11)	NR@	NR@	NR@	
Brian Long ('11)	NR@	NR@	NR@	
Marquis Teague ('11)	8	5	6	Y Y
Kyle Wiltjer ('11)	19	22	21	Y Y
Terrence Jones ('10)	9	13	8*	Y Y
Enes Kanter ('10)	25	3	3*	
Brandon Knight ('10)	4	6	6*	Y Y
Doron Lamb ('10)	29	21	28*	Y Y
Jarrod Polson ('10)	NR@	NR@	NR*@	
Stacey Poole, Jr. ('10)	51	33	67*	
Eric Bledsoe ('09)	NR	23	37*	
DeMarcus Cousins ('09)	4	2	3*	Y Y
Jon Hood ('09)	92	40	46*	
Daniel Orton ('09)	13	22	17*	Y
John Wall ('09)	5	1	2*	Y

Top-10 Players	25	28	28
Top-25 Players	50	52	52
Top-50 Players	62	66	63
McDonald's All-Americans			40
Jordan Brand Classic All-Americans			47

* Scout.com ranking | ~ final ranking in the 2017 class before early enrollment | ^ reclassified after final rankings were released @ originally joined team as walk-on



COACH CALIPARI

Dream Maker

As someone who prides himself on helping young men reach their dreams, John Calipari has helped 54 players earn selection in the NBA Draft during his college coaching career, including 43 in his first 12 seasons at UK, more than any other coach.

- Four No. 1 overall selections (Derrick Rose, John Wall, Anthony Davis and Karl-Anthony Towns) during the nine drafts from 2008 to 2016. No other coach has more than three No. 1 picks
- In 2010, five of his UK players were selected in the first round for the first time in NBA history
- His six players in the 2012 and 2015 NBA drafts are the most in the two-round era
- Churned out 43 NBA Draft picks, 32 first-rounders (more than the entire Big Ten during the same time span), three No. 1 selections, seven top-five picks and 21 lottery picks at Kentucky
- Of the 61 full-time scholarship players who have finished their college careers at Kentucky under Calipari (did not transfer or leave the program early), 43 have been selected in the NBA Draft, a 70.5% success rate. Another seven of those made the NBA. This does not include the late Terrence Clarke
- Of the 30 players at UK who have declared for the NBA Draft at the conclusion of their freshman seasons, 27 have been first-round picks. All previous players have played game in the NBA. He is 31 for 34 when including his players from Memphis. This does not include the late Terrence Clarke
- Only coach to produce the top two picks in the same draft (2012, Davis and Michael Kidd-Gilchrist)
- Produced a top-10 pick in 12 straight drafts from 2008-19, the only school to do so during that time period
- Eight of his former players have been named NBA All-Stars (28 total and all since 2010), six have been tabbed All-NBA (11 times), three were named NBA Rookie of the Year, and 15 players from Calipari's first 11 teams at UK have made the NBA All-Rookie teams. Rose was named NBA MVP in 2011 and Davis won NBA All-Star MVP honors in 2017

Developing Talent

John Calipari hasn't just signed the best talent in the country while he's been at Kentucky; he's been the best at developing that talent and getting it ready for the next level.

Of the 40 top-25 Rivals.com players Kentucky has signed who did not transfer or leave the program early (and aren't still actively playing at UK), 34 were drafted and 26 were selected in the first round. But that's only half the story. Calipari's players don't just make it to the pros, they're better prepared than anyone else. The proof is in the numbers.

Entering the 2021-22 NBA season, Calipari's NBA pros had amassed nearly \$3.5 billion in career NBA contracts, which doesn't include endorsement deals and overseas contracts. Of his UK players in the NBA, they have nearly \$3 billion in career contracts.

There's more: Of UK's 21 lottery picks in the Calipari era, 18 have earned second contracts in the NBA with 11 of them cashing in on max contracts. Of the four who haven't earned second contracts, all have been drafted in the last four years and are still on their rookie deal. Since Calipari's first draft class, 33 lottery selections have earned max contracts in the NBA. Eleven of those players are Kentucky alums. Duke (three), Georgetown (two) and Kansas (two) are the only other programs to have multiple lottery selections earn a max contract.

Double-Digit Win Streaks

John Calipari's teams have posted 19 streaks of 10 or more wins at Kentucky, Memphis and UMass, including six at UK. They have won 15 or more straight games nine times, 20 or more six times, 25 or more five times, and 30 or more once. Of course, the most famous streak was the 38-0 start during the 2014-15 season.

1. 38 Kentucky, 2014-15	6. 24 Kentucky, 2011-12	T10. 14 UMass, 1991-92	T16. 10 Kentucky, 2018-19
2. 27 Memphis, 2008-09	7. 19 Kentucky, 2009-10	T12. 12 Memphis, 2007-08	T16. 10 Kentucky, 2010-11
T3. 26 Memphis, 2007-08	8. 16 UMass, 1994-95	T12. 12 Memphis, 2002-03	T16. 10 Memphis, 2001-02
T3. 26 UMass, 1995-96	9. 15 Memphis, 2005-06	T12. 12 UMass, 1992-93	T16. 10 UMass, 1993-94
5. 25 Memphis, 2006-07	T10. 14 Kentucky, 2016-17	15. 11 Memphis, 2003-04	

Calipari Nearly Perfect vs. Former Assistants

John Calipari has made it known that he doesn't enjoy coaching against friends. That hasn't stopped him from winning anyway. Calipari is 18-1 all-time when coaching against former assistants with a win over Tony Barbee and Central Michigan on Nov. 26, 2021. He suffered his first and only loss to a former assistant against former Memphis assistant Josh Pastner, now the head coach of Georgia Tech, on Dec. 6, 2020.

Orlando Antigua - 1-0	Tony Barbee - 9-0
Bruiser Flint - 2-0	Derek Kellogg - 1-0
Chuck Martin - 2-0	Josh Pastner - 1-1
Steve Roccaforte - 2-0	

#LaFamilia NBA Awards

NBA Player of the Year Derrick Rose	2011	Karl-Anthony Towns (3rd)	2018	Eric Bledsoe (2nd)	2011	Anthony Davis	2021	Derrick Rose	2010
		Anthony Davis (1st)	2017	Tyreke Evans (1st)	2010	Julius Randle	2021		
		John Wall (3rd)	2017	Derrick Rose (1st)	2010	Bam Adebayo	2020	All-Star Game MVP	
NBA Rookie of the Year Karl-Anthony Towns	2016	DeMarcus Cousins (2nd)	2016	Marcus Camby (1st)	1997	Devin Booker	2020	Anthony Davis	2017
		Anthony Davis (1st)	2015			Anthony Davis	2020		
		DeMarcus Cousins (2nd)	2015	All-NBA Defensive Team		Anthony Davis	2019	Rising Stars Challenge MVP	
		Derrick Rose (1st)	2012	Bam Adebayo (2nd)	2021	Karl-Anthony Towns	2019	Jamal Murray	2017
		Derrick Rose (1st)	2011	Bam Adebayo (2nd)	2020	DeMarcus Cousins	2018	John Wall	2011
NBA Defensive Player of the Year Marcus Camby	2007			Anthony Davis (1st)	2020	Anthony Davis	2018	Tyreke Evans	2010
		All-NBA Rookie Team		Eric Bledsoe (2nd)	2020	Karl-Anthony Towns	2018		
		Immanuel Quickley (2nd)	2021	Eric Bledsoe (1st)	2019	John Wall	2018	Slam Dunk Contest Winner	
		Tyler Herro (2nd)	2020	Anthony Davis (1st)	2018	DeMarcus Cousins	2017	Hamidou Diallo	2019
NBA Most Improved Player of the Year Julius Randle	2021	PJ Washington (2nd)	2020	Anthony Davis (2nd)	2017	Anthony Davis	2017	John Wall	2014
		Shai Gilgeous-Alexander (2nd)	2019	Anthony Davis (2nd)	2015	John Wall	2017		
NBA Cares Community Assist Award Devin Booker	2021	Jamal Murray (2nd)	2017	John Wall (2nd)	2015	DeMarcus Cousins	2016	3-Point Contest Winner	
		Karl-Anthony Towns (1st)	2016	Marcus Camby (1st)	2008	Anthony Davis	2016	Devin Booker	2018
		Devin Booker (1st)	2016	Marcus Camby (1st)	2007	John Wall	2016		
		Offseason		Marcus Camby (2nd)	2006	DeMarcus Cousins	2015	Skills Challenge Winner	
		John Wall	2016	Marcus Camby (2nd)	2005	Bam Adebayo	2015	Bam Adebayo	2020
		Nerlens Noel (1st)	2015			John Wall	2015	Karl-Anthony Towns	2016
		Anthony Davis (1st)	2013			Anthony Davis	2014	Derrick Rose	2009
All-NBA Team Julius Randle (2nd)	2021	Michael Kidd-Gilchrist (2nd)	2013	NBA All-Star Team		Anthony Davis	2014		
		Brandon Knight (1st)	2012	Devin Booker	2022	John Wall	2014		
		DeMarcus Cousins (1st)	2011	Karl-Anthony Towns	2022	Derrick Rose	2012		
		John Wall (1st)	2011	Devin Booker	2021	Derrick Rose	2011		



COACH CALIPARI

A “players-first” coach with a penchant for helping people reach their dreams, John Calipari, a Naismith Memorial Basketball Hall of Famer, has guided six teams to the Final Four, led one to a national championship and helped 54 players earn selection in the NBA Draft during his 30-year college coaching career.

Calipari guided Kentucky to its eighth national championship and his first national title in 2012. In becoming only the second coach in NCAA history to lead three different schools to the Final Four, he has racked up nearly 800 on-court victories, 20 NCAA Tournament on-court appearances, six Final Fours and numerous national coach of the year honors.

From UMass to Memphis and now Kentucky, Calipari’s career has been successful throughout, but his most recent run in Lexington has been the best stretch of his career. During Calipari’s first 12 seasons at UK, he has led all coaches in NCAA Tournament wins (31), Final Fours (four), Elite Eights (seven) and Sweet 16s (eight). He is in the top three in total wins (339) in that time span.

In 2015, Coach Cal led college basketball’s first ever 38-0 team, and became one of just three coaches to make four Final Fours in a five-year span. At the end of the season, Calipari became the 96th coach to join the Naismith Memorial Basketball Hall of Fame.

While building a program out of obscurity at UMass, laying the foundation at Memphis and restoring luster at the sport’s greatest program at Kentucky, he totaled the second-most wins in NCAA history in the first 20 years of a college coaching career.

Quite honestly, though, Calipari’s on-court success overshadows a much more significant picture.

In his goal to lead a players-first program, he has helped more than 50 young men realize their dreams and reach the NBA level with 54 players earning NBA Draft selections, including a record five first-round draft picks in 2010. Two years later, six Wildcats heard their names called at the 2012 draft, the most in the two-round draft era. UK, with Calipari’s help, would tie those six picks again in 2015, including a record-tying four lottery selections. His four No. 1 overall picks are more than any other coach, and he has had 43 players drafted during his first 12 years at Kentucky, including 32 first-round picks, more than the entire Big Ten combined in that time span.

Calipari’s players have entered the league NBA-ready. His players have garnered 28 All-Star selections -- all since 2010 -- with Anthony Davis winning the game’s MVP honor in 2017. Derrick Rose was named NBA MVP in 2011. Six of his players have been tabbed All-NBA (11 times), three have been named NBA Rookie of the Year and 15 players from Calipari’s first 11 teams at Kentucky have made the NBA All-Rookie teams.

Much like he did at UMass, where his players graduated at nearly 80%, Calipari has stressed academics. Seventeen of his last 20 seniors at Memphis earned their bachelor’s degrees, and all 23 players at UK who were eligible to graduate by the end of their senior years walked away with a diploma in hand, including five players who earned their degree in just three years, including redshirt junior Zan Payne who completed his degree in August. Calipari’s teams routinely have posted a combined team grade-point average of 3.0 or better.

Calipari has raised millions of dollars to help the lives of those in need in the Commonwealth and beyond. He has had a particular passion to assist those impacted by natural disasters. For instance, in 2010, he used a telethon to raise more than \$1 million for victims of the devastating earthquake in Haiti. He followed that up with telethons in 2012, raising \$1 million for victims of Superstorm Sandy, in 2017 for victims of Hurricane Harvey, and played a leading role in the “Kentucky United” efforts that generated more than \$5 million for victims of devastating tornadoes in Western Kentucky in 2011.

Calipari launched his foundation in 2012, and since then the foundation has worked with several key partners and donated more than \$1.5 million, a figure that does not include matching funds that have been contributed from individuals and corporations. In 2013, Calipari initiated hosting an annual alumni weekend around his basketball fantasy experience with the intent to raise money for charity. After generating \$350,000 for selected organizations and charities during the inaugural game, the weekend has generated millions of dollars for charity since its inception.

In 2019, when federal workers were without pay due to a government shutdown, he, his wife and his foundation assisted workers with financial help and grocery gift cards. He and his wife, Ellen, teamed up with Fayette County Public Schools to help families in need during the COVID-19 pandemic.

His latest efforts include spearheading the creation of the John McLendon Minority Leadership Initiative, a nation-wide coach-driven initiative to provide minorities a jump-start to their careers through practical experiences, opportunities to build their network and instilling the values of John McLendon: integrity, education, leadership and mentorship. Participants in the initiative will be known as MLI Future Leaders.

In 2017, Coach Cal was named the head coach of the 2017 USA Basketball Men’s U19 World Cup Team, which finished third at the 2017 FIBA U19 World Cup in Cairo.

Author of five books, including the New York Times Best Seller “Players First: Coaching from the Inside Out,” Calipari is a master of communication and maximizing talent. He lives by the motto that “it’s never a matter of how far you have fallen, but instead it’s about how high you bounce back.”



BIOGRAPHICAL INFORMATION

Date of Birth: Feb. 10, 1959 | **Wife:** Ellen
Children: Erin, Megan, Brad

Education
Clarion State (1982)

Head Coaching Experience
University of Massachusetts (1989-96)
New Jersey Nets (NBA) (1997-99)
University of Memphis (2001-09)
University of Kentucky (2010-present)

COACHING AWARDS

- 2021 NABC Guardians of the Game Pillar Award - Inclusion
- NABC District 20 Coach of the Year
- USBWA District IV Coach of the Year
- 2020 SEC Coach of the Year (Coaches)
- 2019 *The Sporting News* Coach of the Decade
- 2018 Naismith Hall of Fame 'Service Above Self' Honoree
- 2018 NABC Metropolitan Award
- 2015 Naismith Memorial Basketball Hall of Fame Inductee
- 2015 AP National Coach of the Year
- 2015 Naismith National Coach of the Year
- 2015 NABC National Coach of the Year
- 2015 The Sporting News National Coach of the Year
- 2015 Adolph Rupp National Coach of the Year
- 2015 SEC Coach of the Year (AP/Coaches)
- 2015 USBWA District IV Coach of the Year
- 2012 Nell & John Wooden Coach of the Year Leadership Award
- 2012 Naismith National Coach of the Year Finalist
- 2012 SEC Coach of the Year (AP/Coaches)
- 2010 Adolph Rupp National Coach of the Year
- 2010 Naismith National Coach of the Year Finalist
- 2010 SEC Coach of the Year (AP)
- 2010 *Sporting News* SEC Coach of the Year
- 2010 Yahoo! Sports SEC Coach of the Year
- 2010 USBWA District IV Coach of the Year
- 2009 NABC National Co-Coach of the Year
- 2009 *Sports Illustrated* National Coach of the Year
- 2009 Phelan National Coach of the Year
- 2009 Iba National Coach of the Year Finalist
- 2009 C-USA Coach of the Year
- 2008 Naismith National Coach of the Year
- 2008 C-USA Coach of the Year
- 2008 Iba National Coach of the Year Finalist
- 2008 Phelan National Coach of the Year Finalist
- 2007 Phelan National Coach of the Year Finalist
- 2007 USBWA District IV Coach of the Year
- 2007 *Basketball Times* South Region Coach of the Year
- 2006 C-USA Coach of the Year
- 2004 NABC District 7 Coach of the Year
- 1996 Naismith National Coach of the Year
- 1996 NABC National Coach of the Year
- 1996 *The Sporting News* National Coach of the Year
- 1996 Atlantic 10 Coach of the Year
- 1995 Naismith National Coach of the Year Finalist
- 1994 Naismith National Coach of the Year Finalist
- 1994 Atlantic 10 Coach of the Year
- 1993 USBWA District I Coach of the Year
- 1993 Atlantic 10 Coach of the Year
- 1992 Eastern Basketball Coach of the Year



COACH CALIPARI

NCAA DIVISION I ACTIVE WINNINGEST COACHES

(On-court by percentage - min. 10 yrs. at Division I level through the end of the 2020-21 season)

NO.	COACH/TEAM	YRS.	PCT.
1.	Mark Few	22	.836
2.	John Calipari	29	.771
3.	Bill Self	28	.766
4.	Mike Krzyzewski	46	.764
5.	Rick Pitino	33	.738

SINCE 2005-06 ...

Since the 2005-06 season, John Calipari's on-court record ranks him as the winningest coach. Totals through games on Feb. 12.

	COACH	RECORD
1.	John Calipari	497-111
2.	Bill Self	495-106
3.	Mark Few	492-90
4.	Mike Krzyzewski	470-119
5.	Roy Williams	433-148

MISCELLANEOUS ON-COURT RECORDS

Overall On-Court Record:805-237 (.773)
March/April Record:.....164-53 (.756)
NCAAT Record:.....56-19 (.747)
Record in Conference Games:.....377-118 (.762)
Record in Conference Tournament:.....57-13 (.814)

- Calipari owns the NCAA's most single-season wins with 38, tying his own record (Memphis in '08 and UK in '12) in 2015 with 38 wins. He owns the most single-season wins at UMass, Memphis and UK
- Calipari is the winningest coach in NCAA Division I history for a five-year span with 173 victories (2008-12)
- Calipari is the first coach in NCAA Division I history to record five straight on-court 30-win seasons. Memphis hit the 30-win plateau from 2006-09
- Calipari is one of only two coaches (Rick Pitino) to lead three different schools to a Final Four
- Calipari is one of only three coaches (John Wooden, Mike Krzyzewski) to go to four Final Fours in five seasons
- Calipari has advanced to the Sweet Sixteen in 12 of the last 15 NCAA Tournaments and the Elite Eight in 10 of the last 15
- Calipari started with a 54-0 record in Rupp Arena as head coach of the Wildcats
- Calipari has helped 43 players earn selection in the NBA Draft (32 first-round picks) over the last 12 seasons
- Calipari has more wins (327) in a 10-year period (2006-15) than any other coach in college basketball history
- Calipari is the fourth-fastest NCAA Division I men's basketball coach to reach 300 victories at a single school
- Calipari's 31 combined regular season and tournament league titles trail only Mark Few (37) of Gonzaga for the most among active coaches
- Calipari is the fourth-fastest coach to 800 on-court wins, behind Adolph Rupp, Roy Williams and Dean Smith
- Calipari has the second-most wins in school history, behind only Adolph Rupp
- Calipari's 31 NCAA Tournament wins are the most in school history. Rupp had 30

CAL IN CONFERENCE

SEC COACHES	CONFERENCE	Tournament	Conference
	CHAMPIONSHIPS	Championships	Coach of the Year
Nate Oats, Alabama	3	4	4
Eric Musselman, Arkansas	3	1	1
Bruce Pearl, Auburn	8	3	7
Michael White, Florida	3	0	3
Tom Crean, Georgia	3	0	3
John Calipari, Kentucky	16	15	10
Will Wade, LSU	2	0	1
Cuonzo Martin, Missouri	1	0	1
Kermit Davis, Ole Miss	8	4	7
Ben Howland, Mississippi State	8	4	3
Frank Martin, South Carolina	0	0	1
Rick Barnes, Tennessee	4	1	6
Buzz Williams, Texas A&M	1	0	2
Jerry Stackhouse, Vanderbilt	0	0	0
TOTALS	60	32	49

CALIPARI VS. ALL OPPONENTS

Abilene Christian1-0	Furman1-0	Mount St. Mary's.....2-0	St. Bonaventure.....17-1
Alabama18-6	George Mason1-0	Murray State.....1-0	St. John's.....1-0
Albany.....2-0	George Washington.....8-9	Nevada.....1-0	St. Joseph's15-5
Arizona.....1-1	Georgetown.....2-1	New Hampshire.....5-0	St. Mary's.....1-0
Arizona State.....2-1	Georgia.....20-3	New Mexico.....1-0	St. Peter's1-0
Arkansas.....13-7	Georgia Tech.....2-2	New Orleans.....1-0	Stanford.....3-2
Arkansas-Little Rock.....3-0	Gonzaga.....4-0	NJIT.....1-0	Stephen F. Austin.....1-0
Arkansas-Pine Bluff.....1-0	Grand Canyon.....1-0	North Carolina.....8-4	Stony Brook.....1-0
Arkansas State.....4-0	Hampton.....1-0	North Carolina State.....1-0	Syracuse.....3-2
Auburn.....13-6	Hartford.....2-0	North Dakota.....1-0	TCU.....7-1
Austin Peay.....6-1	Harvard.....2-0	North Florida.....1-0	Temple.....13-11
Baylor.....1-2	High Point.....1-0	North Texas.....1-0	Tennessee.....19-13
Belmont.....2-0	Hofstra.....1-0	Northeastern.....3-1	Tennessee State.....1-0
Boise State.....1-0	Holy Cross.....4-1	Northern Kentucky.....2-0	Tennessee Tech.....1-0
Boston.....7-1	Houston.....17-3	Northwestern State.....1-0	Texas.....2-2
Boston College.....2-0	Howard.....1-0	Notre Dame.....2-3	Texas A&M.....11-3
Bradley.....1-0	Illinois.....1-1	Oakland.....1-0	Texas Tech.....1-0
Bucknell.....1-0	Illinois State.....1-0	Ohio.....1-0	Towson State.....1-0
Buffalo.....3-0	Indiana.....3-2	Ohio State.....1-3	Troy.....1-0
BYU.....1-0	Iowa.....0-1	Oklahoma.....5-1	Tulane.....16-0
Cal State Northridge.....1-0	Iowa State.....2-0	Oklahoma State.....0-2	Tulsa.....11-1
Canisius.....1-0	Jackson State.....2-0	Old Dominion.....2-0	UAB.....15-3
Central Conn. St.....2-0	Kansas.....5-7	Ole Miss.....16-5	UCF.....5-0
Central Michigan.....1-0	Kansas State.....2-1	Oral Roberts.....1-0	UCLA.....4-4
Charlotte.....2-3	Keene State.....1-0	Oregon State.....1-0	UIC.....1-0
Chattanooga.....2-0	Kentucky.....2-4	Pennsylvania.....3-0	UNC Asheville.....2-0
Christian Brothers.....2-0	La Salle.....3-0	Penn State.....4-4	UNC Greensboro.....2-0
Cincinnati.....6-7	Lafayette (Pa.).....1-0	Pepperdine.....1-0	UNC Wilmington.....1-0
Cleveland State.....4-0	Lamar.....5-0	Pittsburgh.....2-1	USF.....10-1
Coastal Carolina.....1-0	LIU-Brooklyn.....1-0	Portland.....3-0	Utah.....2-2
Colorado.....1-1	Lipscomb.....1-0	Princeton.....2-0	Utah Valley.....2-0
Colorado State.....0-1	Long Beach State.....1-0	Providence.....3-1	UTEP.....5-0
Columbia.....1-0	Louisiana Tech.....1-1	Purdue.....2-1	UT Arlington.....3-0
Connecticut.....2-5	Louisville.....17-8	Radford.....1-0	UT Martin.....5-0
Coppin State.....1-0	Loyola.....1-0	Rhode Island.....16-2	Valparaiso.....1-0
Cornell.....1-0	Lowell.....2-1	Rice.....4-0	Vanderbilt.....23-4
Dartmouth.....1-0	LSU.....13-4	Richmond.....1-1	Vermont.....3-0
Davidson.....1-0	Manhattan.....2-0	Rider.....1-0	Villanova.....2-0
Dayton.....1-0	Marist.....2-0	Robert Morris.....2-1	Virginia.....0-1
DePaul.....4-2	Marquette.....3-1	Rutgers.....11-4	Virginia Tech.....3-0
Detroit.....1-0	Marshall.....6-0	Saint Louis.....4-3	VMI.....1-0
Drexel.....2-0	Maryland.....5-3	Sam Houston State.....1-0	Wake Forest.....2-1
Duke.....1-4	Massachusetts.....1-0	Samford.....3-0	Washington.....1-0
Duquesne.....12-4	Memphis.....1-0	Santa Clara.....1-0	West Virginia.....13-7
East Carolina.....7-0	Miami (Fla.).....0-1	Savannah State.....1-0	Western Kentucky.....3-0
East Tennessee State.....4-0	Miami (Ohio).....2-0	Seton Hall.....1-1	Wichita State.....2-0
Eastern Kentucky.....4-0	Michigan.....1-0	Siena.....4-0	Winthrop.....3-0
Eastern Michigan.....2-0	Michigan State.....3-1	SMU.....7-0	Wisconsin.....1-1
Evansville.....0-1	Middle Tennessee.....3-0	South Carolina.....16-4	Wofford.....2-0
Fairfield.....1-0	Milwaukee.....1-0	Southern.....1-0	Wright State.....1-0
Fairleigh Dickinson.....1-0	Mississippi State.....17-1	Southern Cal.....2-0	Xavier.....2-2
Florida.....21-9	Mississippi Valley St.....1-0	South Connecticut.....1-0	Yale.....1-0
Florida State.....1-1	Missouri.....11-4	Southeastern Louisiana.....3-0	
Florida Tech.....0-1	Monmouth.....2-0	Southern Illinois.....1-0	
Fordham.....5-0	Montana State.....1-0	Southern Miss.....15-4	
Fort Wayne.....1-0	Morehead State.....3-0	Southwest Texas St.....1-0	



TEAM GAME RECORDS CAL ERA

MOST DEFENSIVE REBOUNDS

Rebs.	Opp.	Date
42	EASTERN KENTUCKY	11/8/19
39	vs. Arizona State	11/28/16
39	ROBERT MORRIS	11/17/13
39	EASTERN MICHIGAN	1/2/13
38	TROY	11/20/17
38	vs. Hampton	3/19/15
38	EASTERN KENTUCKY	12/7/14
38	vs. Cleveland State	11/24/09

FEWEST DEFENSIVE REBOUNDS

Rebs.	Opp.	Date
9	at Tennessee	2/16/13
13	NORTH CAROLINA	12/13/14
15	vs. Baylor	12/6/13
15	at Alabama	1/18/11
16	at Auburn	1/22/22
16	FLORIDA	2/27/21
16	at Florida	3/7/20
16	TENNESSEE	3/3/20
16	vs. Ohio State	12/21/19
16	UTAH	12/15/18
16	vs. Wisconsin	4/4/15
16	ALABAMA	1/31/15
16	TEXAS A&M	1/12/13
16	at Auburn	1/11/12
16	vs. UConn	11/24/10

HIGHEST REBOUND MARGIN

Mg.	Opp.	Date
+36	OHIO	11/19/21
+31	NIJT	11/14/15
+30	NORTH DAKOTA	11/14/18
+30	GRAND CANYON	11/14/14
+29	EASTERN KENTUCKY	11/8/19
+29	SOUTHERN ILLINOIS	11/9/18
+28	NKU	11/10/13
+27	vs. Abilene Christian	3/21/19
+27	vs. Little Rock	1/3/12
+26	vs. Arizona State	11/28/16
+26	LOUISVILLE	12/31/11

LOWEST REBOUND MARGIN

Mg.	Opp.	Date
-25	at Florida	2/4/17
-18	at Tennessee	2/16/13
-16	vs. Mississippi State	3/11/21
-16	vs. Baylor	12/6/13
-16	vs. Maryland	11/9/12
-15	TENNESSEE	1/18/14
-14	at Ole Miss	3/2/21
-14	at Auburn	2/1/20
-14	at LSU	1/5/16
-13	VANDERBILT	1/5/21

MOST ASSISTS

Assts.	Opp.	Date
33	vs. Arizona State	11/28/16
30	HARTFORD	12/29/09
28	LIU BROOKLYN	11/23/12
28	vs. UNC Asheville	11/30/09
27	WESTERN KENTUCKY	12/22/21
25	at South Carolina	2/8/22
25	CLEVELAND STATE	11/23/16
25	AUBURN	2/21/15
25	vs. UCLA	12/20/14

FEWEST ASSISTS

Assts.	Opp.	Date
5	RICHMOND	11/29/20
5	LSU	2/22/14
5	at Arkansas	3/2/13
6	at Louisville	12/26/20
6	EVANSVILLE	11/12/19
6	vs. Kansas State	3/22/18

6	at Florida	3/3/18
6	vs. Vanderbilt	3/15/13
6	VANDERBILT	3/1/11

MOST TURNOVERS

TOs.	Opp.	Date
24	MOREHEAD STATE	11/13/09
23	SAM HOUSTON ST.	11/19/09
22	ETSU	11/17/17
21	vs. Georgia Tech	12/6/20
21	RICHMOND	11/29/20
21	LOUISVILLE	12/31/11
21	vs. Old Dominion	11/20/11
21	NORTH CAROLINA	12/5/09

FEWEST TURNOVERS

TOs.	Opp.	Date
2	VANDERBILT	1/5/21
3	at Georgia	3/3/15
3	at South Carolina	2/4/12
4	ALABAMA	2/23/16
4	COLUMBIA	12/10/14
4	vs. Wisconsin	4/5/14
4	PORTLAND	11/26/11
5	FLORIDA	2/12/22
5	at Notre Dame	12/11/21
5	vs. Mississippi State	3/11/21
5	vs. Georgia	3/9/18
5	vs. Georgia	3/12/16
5	at Vanderbilt	2/27/16
5	ALABAMA	1/31/15

MOST BLOCKS

Blks.	Opp.	Date
18	ST. JOHN'S	12/1/11
15	vs. Stony Brook	3/17/16
14	at Georgia	3/3/10
13	LAMAR	11/24/19
13	vs. UCLA	12/20/14
13	at Ole Miss	1/29/13
13	ARKANSAS	1/17/12
13	vs. Kansas	11/15/11
13	MARIST	11/11/11

FEWEST BLOCKS

Blks.	Opp.	Date
0	FLORIDA	2/12/22
0	at Kansas	1/29/22
0	at Florida	3/7/20
1	vs. Georgia Tech	12/6/20
1	vs. Wofford	3/23/19
1	vs. Abilene Christian	3/21/19
1	LSU	2/12/19
1	SOUTH CAROLINA	2/5/19
1	at Alabama	1/5/19
1	vs. Georgia	3/9/18
1	at Vanderbilt	1/10/17
1	vs. Alabama	3/11/16
1	at LSU	1/5/16
1	WRIGHT STATE	11/20/15
1	ALABAMA	1/31/15
1	at Missouri	1/29/15
1	vs. Wisconsin	4/5/14
1	at Florida	3/8/14

MOST STEALS

Stls.	Opp.	Date
15	LAFAYETTE	11/16/12
13	NORTH FLORIDA	11/26/21
13	OLE MISS	1/2/16
13	vs. UConn	12/9/09
12	at Alabama	2/5/22
12	vs. North Carolina	12/22/18
12	NORTH DAKOTA	11/14/18
12	STEPHEN F. AUSTIN	11/11/16
12	BOSTON	11/24/15
12	NORTH CAROLINA	12/13/14
12	PROVIDENCE	11/30/14
12	LIPSCOMB	12/15/12
12	PORTLAND	11/26/11
12	vs. Cornell	3/25/10
12	GEORGIA	1/9/10
12	vs. UNC Asheville	11/30/09

FEWEST STEALS

Stls.	Opp.	Date
0	at Auburn	2/1/20
0	vs. Baylor	12/6/13
1	ARKANSAS	2/9/21
1	vs. Duke	11/6/18
1	at West Virginia	1/27/18
1	vs. Michigan State	11/12/13
1	at Robert Morris	3/19/13
1	vs. West Virginia	3/19/11
1	FLORIDA	2/26/11

MOST PERSONAL FOULS

Fls.	Opp.	Date
33	at Kansas	1/30/16
32	at South Carolina	1/16/18
31	at Arkansas	1/14/14
31	at North Carolina	12/14/13
30	vs. North Carolina	12/19/20
29	at Auburn	2/1/20
29	at Missouri	2/3/18
29	at South Carolina	3/1/14

FEWEST PERSONAL FOULS


Fls.	Opp.	Date
5	HIGH POINT	12/31/21
7	NORTH FLORIDA	11/22/21
7	HARTFORD	12/29/09
8	ROBERT MORRIS	11/12/21
8	MONTANA STATE	11/23/14
8	LAFAYETTE	11/16/12
8	vs. Florida	3/10/12
8	vs. Princeton	3/17/11
8	WINTHROP	12/22/10
8	DREXEL	12/21/09
8	vs. UNC Asheville	11/30/09

KENTUCKY'S 100-POINT GAMES

Points (Score)	Opponent	Date
115 (115-69)	Arizona State	11/28/16
111 (111-76)	UT MARTIN	11/25/16
110 (110-75)	AUBURN	2/21/15
108 (108-58)	MARIST	11/11/11
107 (107-79)	TENNESSEE	1/15/22
107 (107-73)	UIC	11/26/17
105 (105-76)	UT ARLINGTON	11/19/13
104 (104-75)	LIU BROOKLYN	11/23/12
104 (104-61)	HARTFORD	12/29/09
103 (103-100)	vs. North Carolina	12/17/16
102 (102-90)	vs. Indiana	3/23/12
102 (102-92)	RIDER	11/21/09
101 (101-70)	CLEVELAND STATE	11/23/16
101 (101-49)	LAFAYETTE	11/16/12
101 (101-70)	ARKANSAS	1/23/10
100 (100-60)	ROBERT MORRIS	11/12/21
100 (100-58)	TEXAS A&M	1/3/17
100 (100-71)	ETSU	3/18/10



KENTUCKY X NBA




BAM ADEBAYO
MIAMI HEAT
 DRAFTED: 2017 / Rd 1, Pk 14 (Miami)
2021-22 NBA STATS

PPG	RPG	BPG	APG
18.7	10.1	0.6	3.5

CAREER PPG RPG APG
 13.0 8.2 3.5

NBA NOTES Had a season-high 32 points and 11 rebounds on Feb. 1 against the Raptors




ERIC BLEDSOE
PORTLAND TRAILBLAZERS
 DRAFTED: 2010 / Rd 1, Pk 18 (OKC)
2021-22 NBA STATS

PPG	APG	RPG	SPG
9.9	4.2	3.4	1.3

CAREER PPG APG SPG
 13.7 4.7 1.4

NBA NOTES Traded to Portland, his fifth different team in his career



DEVIN BOOKER
PHOENIX SUNS
 DRAFTED: 2015 / Rd 1, Pk 13 (Phoenix)
2021-22 NBA STATS

PPG	RPG	APG	SPG
25.5	5.3	4.4	1.0

CAREER PPG APG FG%
 23.2 4.6 45.4

NBA NOTES Named to his third career All-Star Game in 2022




BRANDON BOSTON JR.
LOS ANGELES CLIPPERS
 DRAFTED: 2021 / Rd 2, Pk 51 (Memphis)
2021-22 NBA STATS

PPG	RPG	APG	MPG
6.6	2.4	0.9	15.5

CAREER PPG RPG MPG
 6.7 2.4 15.5

NBA NOTES Averaged 7.7 points and 3.5 rebounds in 17.7 minutes of action in January




ANTHONY DAVIS
LOS ANGELES LAKERS
 DRAFTED: 2012 / Rd 1, Pk 1 (New Orleans)
2021-22 NBA STATS

PPG	RPG	BPG	PER
23.3	9.9	2.3	24.09

CAREER PPG RPG BPG
 23.8 10.2 2.3

NBA NOTES First Lakers player with three straight 25-point, 15-rebound games since Shaq O'Neal in 2001



ENES KANTER FREEDOM
BOSTON CELTICS
 DRAFT: 2011 / Rd 1, Pk 3 (Utah)
2021-22 NBA STATS

PPG	RPG	BPG	MPG
3.7	4.6	0.4	11.7

CAREER PPG RPG FG%
 11.2 7.8 54.8

NBA NOTES Traded to Houston at the deadline and was released

54 Total players have earned selection in the NBA Draft during John Calipari's career at Kentucky, Memphis and UMass

43 Players during Calipari's 12 seasons at UK have been selected in the NBA Draft, the most of any coach in that time period

32 First-round selections during Calipari's tenure at Kentucky, including 21 lottery selections

28 All-Star selections former Calipari players have earned in the NBA

27 Players on a 2021-22 NBA opening-day roster, six more than the next-closest school (Duke)

3.4 Billion dollars Calipari's all-time players have earned in NBA contracts alone, including nearly \$3 billion at Kentucky

3 Wildcats have been selected No. 1 overall in the Calipari era at UK (John Wall, Anthony Davis and Karl-Anthony Towns)

.614 Percentage of the 70 players who finished their college careers at Kentucky under Calipari who were selected in the NBA Draft

NBA LEADERS

Points Per Game

- Joel Embiid (76ers) - 29.5
- Devin Booker (Suns) - 25.5
- Karl-Anthony Towns (Timberwolves) - 24.1
- Shai Gilgeous-Alexander (Thunder) - 22.7

Rebounds Per Game

- Rudy Gobert (Jazz) - 15.1
- Julius Randle (Knicks) - 10.2
- Karl-Anthony Towns (Timberwolves) - 9.6
- Jarred Vanderbilt (Timberwolves) - 8.8

Blocks Per Game

- Myles Turner (Pacers) - 2.8
- Karl-Anthony Towns (Timberwolves) - 1.1

Steals Per Game

- Dejounte Murray (Spurs) - 2.1
- Jarred Vanderbilt (Timberwolves) - 1.5

Free-Throw Percentage

- Jordan Poole (Warriors) - .926
- Tyler Herro (Heat) - .879

Field-Goal Percentage

- Rudy Gobert (Jazz) - .707
- Anthony Davis (Lakers) - .534
- Karl-Anthony Towns (Timberwolves) - .522

3-Point Field-Goal Percentage

- P.J. Tucker (Heat) - .458
- Keldon Johnson (Spurs) - .432
- Karl-Anthony Towns (Timberwolves) - .408

Minutes Per Game

- Fred VanVleet (Raptors) - 38.6
- Tyrese Maxey (76ers) - 35.6
- Julius Randle (Knicks) - 35.5

Double-Doubles

- Nikola Jokic - 44
- Karl-Anthony Towns (Timberwolves) - 25
- Julius Randle (Knicks) - 25


Triple-Doubles

- Nikola Jokic (Nuggets) - 15
- Shai Gilgeous-Alexander (Thunder) - 1
- Karl-Anthony Towns (Timberwolves) - 1

Player Efficiency Rating

- Nikola Jokic (Nuggets) - 32.94
- Karl-Anthony Towns (Timberwolves) - 24.11

Stats are through games on Feb. 13 | Top-20 ranking




WILLIE CAULEY-STEIN
DALLAS MAVERICKS
 DRAFTED: 2015 / Rd 1, Pk 6 (Sacramento)
2021-22 NBA STATS

PPG	RPG	FG%	MPG
1.9	2.1	45.7	9.8

CAREER PPG RPG FG%
 8.8 5.9 54.4

NBA NOTES Released by the Mavericks in January



DEMARCUS COUSINS
DENVER NUGGETS
 DRAFTED: 2010 / Rd 1, Pk 5 (Sacramento)
2021-22 NBA STATS

PPG	RPG	APG	SPG
8.2	6.0	1.1	0.9

CAREER PPG RPG FG%
 20.0 10.4 45.9

NBA NOTES Had 13 points, six boards in 13 minutes in debut with Nuggets on Jan. 26




HAMIDOU DIALLO
DETROIT PISTONS
 DRAFTED: 2018 / Rd 2, Pk 45 (Brooklyn)
2021-22 NBA STATS

PPG	RPG	APG	SPG
11.2	4.9	1.2	1.2

CAREER PPG RPG FG%
 8.4 3.9 47.5

NBA NOTES Averaged 12.3 points and 6.1 rebounds in the month of January




DE'AARON FOX
SACRAMENTO KINGS
 DRAFT: 2017 / Rd 1, Pk 5 (Sacramento)
2021-22 NBA STATS

PPG	RPG	APG	SPG
21.4	3.9	5.1	1.2

CAREER PPG RPG APG
 18.7 3.5 6.2

NBA NOTES Scored in double figures in every game this season



WENYEN GABRIEL
NEW ORLEANS PELICANS
 2018 / Undrafted, Signed by Sacramento
2021-22 NBA STATS

PPG	RPG	APG	MPG
2.0	2.1	0.3	6.9

CAREER PPG RPG SPG
 2.6 2.1 0.4

NBA NOTES Has signed 10-day contracts with the Nets, Clippers and Pelicans this season



SHAI GILGEOUS-ALEXANDER
OKLAHOMA CITY THUNDER
 DRAFT: 2018 / Rd 1, Pk 11 (Charlotte)
2021-22 NBA STATS

PPG	RPG	APG	SPG
22.7	4.7	5.5	1.1

CAREER PPG RPG APG
 17.5 4.4 4.1

NBA NOTES Named Western Conference Player of the Week on Dec. 27



KENTUCKY X NBA

TYLER HERRO
MIAMI HEAT
 DRAFT: 2019 / Rd 1, Pk 13 (Miami)
2021-22 NBA STATS

PPG	RPG	APG	3FG%
20.0	4.8	3.9	37.5

CAREER	PPG	RPG	APG
	16.0	4.6	3.1

NBA NOTES Leads the NBA in scoring average of players off the bench

ISAIAH JACKSON
INDIANA PACERS
 DRAFT: 2021 / Rd 1, Pk 22 (LA LAKERS)
2021-22 NBA STATS

PPG	RPG	SPG	BPG
5.8	2.8	0.4	0.8

CAREER	PPG	RPG	BPG
	5.8	2.8	0.8

NBA NOTES Recorded a double-double with 26 points and 10 rebounds in his first career start on 1/31

KELDON JOHNSON
SAN ANTONIO SPURS
 DRAFT: 2019 / Rd 1, Pk 29 (San Antonio)
2021-22 NBA STATS

PPG	RPG	APG	SPG
15.6	6.0	1.8	0.7

CAREER	PPG	RPG	APG
	13.4	5.7	1.7

NBA NOTES Scored a season-high 28 points in a win over Houston on Feb. 4

BRANDON KNIGHT
DALLAS MAVERICKS
 DRAFT: 2011 / Rd 1, Pk 8 (Detroit)
2021-22 NBA STATS

PPG	RPG	APG	MPG
10.0	2.3	2.7	18.0

CAREER	PPG	RPG	APG
	14.0	3.1	4.0

NBA NOTES Signed with Dallas on a 10-day contract after more than a year out of the league

KEVIN KNOX II
ATLANTA HAWKS
 DRAFT: 2018 / Rd 1, Pk 9 (New York)
2021-22 NBA STATS

PPG	RPG	APG	MPG
3.0	1.5	0.4	7.9

CAREER	PPG	RPG	APG
	7.9	3.0	0.8

NBA NOTES Traded to the Atlanta Hawks on Jan. 13

TREY LYLES
SACRAMENTO KINGS
 DRAFT: 2015 / Rd 1, Pk 12 (Utah)
2021-22 NBA STATS

PPG	RPG	APG	SPG
10.4	4.8	1.1	0.4

CAREER	PPG	RPG	APG
	7.6	4.3	1.1

NBA NOTES Traded to Sacramento at the trade deadline

TYRESE MAXEY
PHILADELPHIA 76ERS
 DRAFT: 2020 / Rd 1, Pk 21 (Philadelphia)
2021-22 NBA STATS

PPG	RPG	APG	SPG
17.0	3.6	4.7	0.7

CAREER	PPG	RPG	APG
	12.0	2.5	3.2

NBA NOTES Named to the 2022 NBA Rising Stars Game at All-Star Weekend

MALIK MONK
LOS ANGELES LAKERS
 DRAFT: 2017 / Rd 1, Pk 11 (Charlotte)
2021-22 NBA STATS

PPG	RPG	APG	SPG
13.0	3.3	2.5	0.7

CAREER	PPG	RPG	APG
	9.8	2.2	1.9

NBA NOTES Averaging career highs in every category; has 15 games with 20 or more points

MYCHAL MULDER
ORLANDO MAGIC
 2020 / Undrafted, Signed by Golden State
2021-22 NBA STATS

PPG	RPG	APG	MPG
3.7	1.4	0.2	29.9

CAREER	PPG	RPG	APG
	5.7	1.3	0.5

NBA NOTES Signed a two-way deal with the Magic after two seasons with the Warriors

JAMAL MURRAY
DENVER NUGGETS
 DRAFT: 2016 / Rd 1, Pk 7 (Denver)
2021-22 NBA STATS

PPG	RPG	APG	SPG
--	--	--	--

CAREER	PPG	APG	RPG
	16.3	3.8	3.6

NBA NOTES Recovering from a torn ACL suffered on April 12 last season

NERLENS NOEL
NEW YORK KNICKS
 DRAFT: 2013 / Rd 1, Pk 6 (New Orleans)
2021-22 NBA STATS

PPG	RPG	BPG	SPG
3.4	5.6	1.2	1.2

CAREER	PPG	BPG	RPG
	7.3	1.5	6.2

NBA NOTES Signed a three-year extension with the Knicks in the offseason

IMMANUEL QUICKLEY
NEW YORK KNICKS
 DRAFT: 2020 / Rd 1, Pk 25 (OKC)
2021-22 NBA STATS

PPG	RPG	APG	SPG
9.4	2.3	2.9	0.6

CAREER	PPG	RPG	APG
	10.5	2.2	2.4

NBA NOTES Had a season-high 24 points with a career-high seven 3s on Dec. 16 vs. Rockets

JULIUS RANDLE
NEW YORK KNICKS
 DRAFT: 2014 / Rd 1, Pk 13 (LA Lakers)
2021-22 NBA STATS

PPG	RPG	APG	BPG
19.4	10.2	5.2	0.6

CAREER	PPG	RPG	APG
	17.6	9.3	3.5

NBA NOTES NBA's Most Improved Player in 2020-21; Averaging 27.3 pts., 12.7 rebs. in February

NICK RICHARDS
CHARLOTTE HORNETS
 DRAFTED: 2020 / Rd 2, Pk 42 (New Orleans)
2021-22 NBA STATS

PPG	RPG	BPG	FG%
3.4	2.0	0.5	67.9

CAREER	PPG	RPG	FG%
	2.6	1.5	65.6

NBA NOTES Had a career-high 12 points on 5 of 5 from the floor and added five boards on Dec. 6

OLIVIER SARR
OKLAHOMA CITY THUNDER
 2021 / Undrafted, Signed by Oklahoma City
2021-22 NBA STATS

PPG	RPG	BPG	MPG
2.0	2.5	1.0	7.0

CAREER	PPG	RPG	MPG
	2.0	2.5	7.0

NBA NOTES Scored four points and had five rebounds and two blocks in pro debut on Dec. 28

RAJON RONDO
CLEVELAND CAVALIERS
 DRAFTED: 2006 / Rd 1, Pk 21 (Phoenix)
2021-22 NBA STATS

PPG	RPG	APG	SPG
4.9	3.0	4.2	0.8

CAREER	PPG	RPG	APG
	9.8	4.6	8.0

NBA NOTES Had 15 points and 12 assists on Feb. 6 in a win over Indiana

KARL-ANTHONY TOWNS
MINNESOTA TIMBERWOLVES
 DRAFTED: 2015 / Rd 1, Pk 1 (Minnesota)
2021-22 NBA STATS

PPG	RPG	APG	PER
24.1	9.6	4.0	24.11

CAREER	PPG	RPG	FG%
	23.1	11.4	52.7

NBA NOTES Named to his third career All-Star Game in 2022

JARRED VANDERBILT
MINNESOTA TIMBERWOLVES
 2020 / Undrafted, Signed by Sacramento
2021-22 NBA STATS


PPG	RPG	APG	SPG
7.2	8.8	1.3	1.5

CAREER	PPG	RPG	SPG
	5.2	6.0	1.1

NBA NOTES Among the league's leaders in both rebounds per game and steals per game







JOHN WALL

HOUSTON ROCKETS

DRAFT: 2010 / Rd 1, Pk 1 (Washington)

2021-22 NBA STATS

PPG	RPG	APG	SPG
--	--	--	--

CAREER	PPG	APG	RPG
	19.1	9.1	4.3

NBA NOTES Has not played this season while the franchise seeks a trade for the 12-year veteran



PJ WASHINGTON

CHARLOTTE HORNETS

DRAFT: 2019 / Rd 1, Pk 12 (Charlotte)

2021-22 NBA STATS

PPG	RPG	APG	BPG
9.8	5.4	2.0	0.9

CAREER	PPG	RPG	APG
	11.9	5.9	2.3

NBA NOTES Had a season-high 20 points and made six 3-pointers in a win over OKC on Jan. 21





BIO BLAST

Birthdate: July 10

Parents: Chuck and Laura Fredrick

Major: Community and leadership development

La Familia ...
Has six first- or second-degree family members who played NCAA Division I or Division II sports (basketball, football or baseball)

Homecoming...
Won the 2018 Kentucky High School Athletic Association state title in Rupp Arena

2021-22 SEASON/CAREER HIGHS		
Points		
Season	-	
Career	23, at Minnesota (12/25/20)	
Rebounds		
Season	-	
Career	5, ORAL ROBERTS (11/15/19)	
Field Goals		
Season	-	
Career	8, NORTH CAROLINA (12/8/20)	
Field Goals Attempted		
Season	-	
Career	12, 2x, last at Minnesota (12/25/20)	
3-Point Field Goals		
Season	-	
Career	5, 3x, last at Minnesota (12/25/20)	
3-Point Field Goals Attempted		
Season	-	
Career	5, 5x, last at Vanderbilt (2/17/21)	
Free Throws		
Season	-	
Career	6, 2x, last MICHIGAN (1/17/20)	
Free Throws Attempted		
Season	-	
Career	8, vs. Cincinnati (12/21/19)	
Assists		
Season	-	
Career	6, SOUTHERN (11/27/20)	
Steals		
Season	-	
Career	2, 5x, last NORTH CAROLINA (12/8/20)	
Blocked Shots		
Season	-	
Career	1, 9x, last vs. Grand Canyon (3/20/21)	
Minutes Played		
Season	-	
Career	39, at Minnesota (12/25/20)	
MISCELLANEOUS		
	2021-22	CAREER*
Dunks	0	0
Double-Figure Scoring Games	0	19
Double-Figure Rebounding Games	0	0
Games With Double-Double	0	0
Games Led UK in Scoring	0	4
Games Led UK in Rebounding	0	0
Games Led UK in Assists	0	5
Games Led UK in Steals	0	7
Games Led UK in Blocks	0	3
Games With 3+ Assists	0	21
Games With 3+ Blocks	0	0
Games With 3+ Steals	0	0
Games With 3+ Three-Pointers	0	12
<i>*includes Iowa statistics</i>		

- Transferred from Iowa following the 2020-21 season
- Likely to miss the 2021-22 season after undergoing surgery in mid-November to repair a left hamstring injury
- Before the injury, was entering the season as the nation's leading returner in career 3-point field-goal percentage (46.6%) with a minimum of 150 attempts
- Won the 2021 Big Blue Madness 3-point contest
- Started all 27 games he appeared in for Iowa in 2020-21 and averaged 7.5 points and 1.9 assists per game
 - Made three or 3-pointers in six games
 - Shot 47.4% from 3, the second-best clip by a sophomore in program history
 - Posted a 5.2 assist-to-turnover ratio
 - Won the Iowa Men's Basketball Big Ten Sportsmanship Award
 - Scored a career-high 23 points with a career-high five 3-pointers at Minnesota
 - Recorded 21 points and a career-high five treys in a win vs. North Carolina
- Made the All-Big Ten Freshman Team as a redshirt freshman in 2019-20
 - One of only three players nationally and the only player from a major conference dating back to 1993 with 65 or more assists, 32 or fewer turnovers and 46% shooting clip or better from 3-point range
 - Averaged 10.2 points and 2.8 assists per game
 - Scored in double figures in 13 games with three games of 21 points
- 2018 Kentucky Gatorade Player of the Year out of Covington Catholic High School in Northern Kentucky
 - Set Covington Catholic's single-season records for points, field goals, 3-pointers
- Led Covington Catholic to the 2018 Kentucky High School Athletic Association state title
 - Earned KHSAA Sweet Sixteen MVP honors after averaging 27.8 points during the state title run

Game-By-Game Statistics

Opponent	Date	GS	Min	FG-A	Pct.	3FG-A	Pct.	FT-A	Pct.	Off-Def-Tot	PF	Ast	TO	Blk	Stl	Pts
vs. Duke	11/9/21															
ROBERT MORRIS	11/12/21															
MOUNT ST. MARY'S	11/16/21															
RV/- OHIO	11/19/21															
UALBANY	11/22/21															
NORTH FLORIDA	11/26/21															
CENTRAL MICHIGAN	11/29/21															
SOUTHERN	12/7/21															
at Notre Dame	12/11/21															
vs. RV/RV UNC	12/18/21															
WESTERN KENTUCKY	12/22/21															
MISSOURI	12/29/21															
HIGH POINT	12/31/21															
at #21/21 LSU	12/31/21															
GEORGIA	1/8/22															
at Vanderbilt	1/11/22															
#22/23 TENNESSEE	1/15/22															
at RV/RV Texas A&M	1/19/22															
at #2/2 Auburn	1/22/22															
MISSISSIPPI STATE	1/25/22															
at #5/5 Kansas	1/29/22															
VANDERBILT	2/2/22															
at RV/RV Alabama	2/5/22															
at South Carolina	2/8/22															
FLORIDA	2/12/22															

Career Statistics

Year	GP-GS	Min-Avg	FG-FGA	Pct	3FG-FGA	Pct	FT-FTA	Pct	Off-Def-Tot-Avg	PF-FO	Ast	TO	Blk	Stl	Pts	Avg
2019-20	25-25	715-29.8	87-180	.483	47-102	.461	35-44	.795	16-32-48-1.9	43-0	69	32	5	17	256	10.2
2020-21	27-27	666-24.7	72-152	.474	36-76	.474	23-34	.676	5-24-29-1.1	25-0	52	10	4	10	203	7.5
TOTAL	53-53	1,381-26.1	159-332	.479	83-178	.466	58-78	.744	21-56-77-1.5	68-0	121	42	9	27	459	8.8

DAIMION COLLINS

Freshman | Forward | 6-9 | 202 lbs | Atlanta, Texas | Atlanta High School

4

[@CollinsDaimion](#) |
 [@daimionfrmetx](#) |
 [@daimionfrmetx](#) |
 [@daimionc3](#)



BIO BLAST

Birthday: Oct. 28

Parents: Benjamin Jr. and Kimberly Collins

Major: Agricultural economics

Right at home in Kentucky ...
Enjoys riding horses

Favorite food ...
Soul food

Favorite player ...
Kevin Durant, who played for Collins' home-state school at the University of Texas

2021-22 SEASON/CAREER HIGHS		
Points		
Season	14, ROBERT MORRIS (11/12/21)	
Career	14, ROBERT MORRIS (11/12/21)	
Rebounds		
Season	8, HIGH POINT (12/31/21)	
Career	8, HIGH POINT (12/31/21)	
Field Goals		
Season	7, ROBERT MORRIS (11/12/21)	
Career	7, ROBERT MORRIS (11/12/21)	
Field Goals Attempted		
Season	10, NORTH FLORIDA (11/26/21)	
Career	10, NORTH FLORIDA (11/26/21)	
3-Point Field Goals		
Season	-	
Career	-	
3-Point Field Goals Attempted		
Season	2, NORTH FLORIDA (11/26/21)	
Career	2, NORTH FLORIDA (11/26/21)	
Free Throws		
Season	6, at Alabama (2/5/22)	
Career	6, at Alabama (2/5/22)	
Free Throws Attempted		
Season	6, at Alabama (2/5/22)	
Career	6, at Alabama (2/5/22)	
Assists		
Season	3, ROBERT MORRIS (11/12/21)	
Career	3, ROBERT MORRIS (11/12/21)	
Steals		
Season	1, 6x, last at Texas A&M (1/19/22)	
Career	1, 6x, last at Texas A&M (1/19/22)	
Blocked Shots		
Season	4, ROBERT MORRIS (11/12/21)	
Career	4, ROBERT MORRIS (11/12/21)	
Minutes Played		
Season	25, NORTH FLORIDA (11/26/21)	
Career	25, NORTH FLORIDA (11/26/21)	
MISCELLANEOUS		
	2021-22	CAREER
Dunks	21	21
Double-Figure Scoring Games	3	3
Double-Figure Rebounding Games	0	0
Games With Double-Double	0	0
Games Led UK in Scoring	0	0
Games Led UK in Rebounding	1	1
Games Led UK in Assists	0	0
Games Led UK in Steals	0	0
Games Led UK in Blocks	6	6
Games With 3+ Assists	1	1
Games With 3+ Blocks	3	3
Games With 3+ Steals	0	0
Games With 3+ Three-Pointers	0	0

- Had his best game in league play with 10 points and six rebounds in nine minutes to provide a spark off the bench in a win at Alabama
- Recorded six points, a career-high eight rebounds and a block in 12 minutes of the win over High Point
- Solid game vs. Southern with eight points, six rebounds and three blocks in 17 minutes
- Scored 12 points on 6-of-10 shooting to go along with a career-high-tying six rebounds in his first career start vs. North Florida
- Posted six points, three rebounds and a game-high three blocks in the win vs. UAlbany
- Breakthrough game with 14 points on 7-of-8 shooting in 21 minutes vs. Robert Morris
 - Scored 10 points in the final seven minutes, including four of his game-high five dunks
 - Also blocked four shots and dished out three assists
- Consensus five-star prospect
- Ranked the No. 13 overall player in the 2021 signing class by 247Sports
- Averaged 35.2 points, 14.4 rebounds, 7.0 assists and 6.2 blocks per game for Atlanta High School his senior season
- Texas Gatorade Player of the Year
- MaxPreps Texas Player of the Year
- MaxPreps All-America First Team, Naismith All-America Third Team and Sports Illustrated All-America Third Team honors
- Named to the McDonald's All America Game, the Jordan Brand Classic roster and the Allen Iverson Roundball Classic
- Won the AAU Peach Jam title
- Top wingspan on the team at 7-foot-5 and second-best maximum vertical at 42 inches

Game-By-Game Statistics

Opponent	Date	GS	Min	FG-A	Pct.	3FG-A	Pct.	FT-A	Pct.	Off-Def-Tot	PF	Ast	TO	Blk	Stl	Pts
vs. #9/9 Duke	11/9/21	1	0-0	.000	0-0	.000	0-0	.000	0-0-0	1	0	1	0	0	0	0
ROBERT MORRIS	11/12/21	21	7-8	.875	0-1	.000	0-0	.000	2-4-6	1	3	3	4	1	14	
MOUNT ST. MARY'S	11/16/21	15	0-2	.000	0-0	.000	2-2	1.000	0-2-2	2	0	0	1	1	2	
RV/- OHIO	11/19/21	7	1-1	1.000	0-0	.000	0-0	.000	0-0-0	3	0	0	0	0	2	
UALBANY	11/22/21	17	2-3	.667	0-0	.000	2-2	1.000	1-2-3	4	0	1	3	0	6	
NORTH FLORIDA	11/26/21 *	25	6-10	.600	0-2	.000	0-0	.000	4-2-6	2	0	3	1	0	12	
CENTRAL MICHIGAN	11/29/21	13	0-1	.000	0-0	.000	3-4	.750	2-1-3	4	0	0	0	1	3	
SOUTHERN	12/7/21	17	4-5	.800	0-0	.000	0-1	.000	3-3-6	2	0	0	3	1	8	
at Notre Dame	12/11/21	3	0-0	.000	0-0	.000	0-0	.000	0-0-0	1	0	0	1	0	0	
vs. RV/RV UNC	12/18/21	5	0-3	.000	0-0	.000	0-0	.000	1-0-1	1	0	2	1	1	0	
WESTERN KENTUCKY	12/22/21	6	2-2	1.000	0-0	.000	0-0	.000	0-2-2	2	0	1	2	0	4	
MISSOURI	12/29/21	5	1-1	1.000	0-0	.000	0-0	.000	1-3-4	0	0	1	0	0	2	
HIGH POINT	12/31/21	12	3-4	.750	0-0	.000	0-0	.000	1-7-8	1	1	0	1	0	6	
at #21/21 LSU	1/4/22	9	0-0	.000	0-0	.000	0-0	.000	0-0-0	1	0	0	1	0	0	
GEORGIA	1/8/22		DNP - Coach's Decision													
at Vanderbilt	1/11/22	6	0-2	.000	0-0	.000	0-0	.000	0-2-2	1	0	1	1	0	0	
#22/23 TENNESSEE	1/15/22	3	0-1	.000	0-0	.000	0-0	.000	0-1-1	0	0	0	0	0	0	
at RV/RV Texas A&M	1/19/22	3	1-2	.500	0-0	.000	0-0	.000	0-0-0	2	0	0	0	1	2	
at #2/2 Auburn	1/22/22		DNP - Coach's Decision													
MISSISSIPPI STATE	1/25/22	1	0-0	.000	0-0	.000	0-0	.000	0-0-0	0	0	0	0	0	0	
at #5/5 Kansas	1/29/22		DNP - Coach's Decision													
VANDERBILT	2/2/22		DNP - Coach's Decision													
at RV/RV Alabama	2/5/22	9	2-3	.667	0-0	.000	6-6	1.000	1-5-6	2	0	1	0	0	10	
at South Carolina	2/8/22	4	0-1	.000	0-0	.000	0-0	.000	0-0-0	1	0	0	0	0	0	
FLORIDA	2/12/22	1	0-0	.000	0-0	.000	0-0	.000	0-0-0	1	0	0	0	0	0	

Career Statistics

Year	GP-GS	Min-Avg	FG-FGA	Pct	3FG-FGA	Pct	FT-FTA	Pct	Off-Def-Tot-Avg	PF-FO	Ast	TO	Blk	Stl	Pts	Avg
2021-22	21-1	183-8.7	29-49	.592	0-3	.000	13-15	.867	16-34-50-2.4	32-0	4	14	19	6	71	3.4
TOTAL	21-1	183-8.7	29-49	.592	0-3	.000	13-15	.867	16-34-50-2.4	32-0	4	14	19	6	71	3.4

DONTAIE ALLEN

RS-Sophomore | Guard | 6-6 | 205 lbs | Falmouth, Ky. | Pendleton County High School

11



[@DontaieAllen11](#) | [@dontaieallen11](#) | [@dontaieallen1](#)
[@dontaieallen11](#) | [@dontaie_allen11](#)

2021-22 SEASON/CAREER HIGHS		
Points		
Season	14	NORTH FLORIDA (11/26/21)
Career	23, 2x	last vs. Mississippi St. (3/11/21)
Rebounds		
Season	7	NORTH FLORIDA (11/26/21)
Career	7	NORTH FLORIDA (11/26/21)
Field Goals		
Season	5	NORTH FLORIDA (11/26/21)
Career	8, 2x	last vs. Mississippi St. (3/11/21)
Field Goals Attempted		
Season	12	NORTH FLORIDA (11/26/21)
Career	15	vs. Mississippi State (3/11/21)
3-Point Field Goals		
Season	2, 2x	last NORTH FLORIDA (11/26/21)
Career	7	at Mississippi State (1/2/21)
3-Point Field Goals Attempted		
Season	8	NORTH FLORIDA (11/26/21)
Career	13	vs. Mississippi State (3/11/21)
Free Throws		
Season	2, 2x	last CENTRAL MICH. (11/29/21)
Career	4	VANDERBILT (1/5/21)
Free Throws Attempted		
Season	2, 2x	last CENTRAL MICH. (11/29/21)
Career	4	VANDERBILT (1/5/21)
Assists		
Season	2	NORTH FLORIDA (11/26/21)
Career	2, 3x	last NORTH FLORIDA (11/26/21)
Steals		
Season	1, 2x	last NORTH FLORIDA (11/26/21)
Career	2, 3x	last vs. Mississippi St. (3/11/21)
Blocked Shots		
Season	2	ROBERT MORRIS (11/12/21)
Career	2	ROBERT MORRIS (11/12/21)
Minutes Played		
Season	19, 2x	last CENTRAL MICH. (11/29/21)
Career	32, 2x	last VANDERBILT (1/5/21)
MISCELLANEOUS		
	2021-22	CAREER
Dunks	3	4
Double-Figure Scoring Games	1	5
Double-Figure Rebounding Games	0	0
Games With Double-Double	0	0
Games Led UK in Scoring	1	4
Games Led UK in Rebounding	0	1
Games Led UK in Assists	0	0
Games Led UK in Steals	1	5
Games Led UK in Blocks	1	2
Games With 3+ Assists	0	0
Games With 3+ Blocks	0	0
Games With 3+ Steals	0	0
Games With 3+ Three-Pointers	0	3

- Had five points, three rebounds and a block in the win over Mississippi State
- Scored a season-high 14 points and grabbed a career-high seven boards vs. North Florida
- Made his 2021-22 regular-season debut with two 3-pointers and eight points in the win vs. Robert Morris
- In his first season on the floor in a Kentucky uniform in 2020-21, became a spark off the bench for the Wildcats in key moments, especially in SEC play
 - Two most memorable performances came vs. Mississippi State, combining to score 46 points on 16-of-28 shooting with 13 3-pointers, leading UK to a double-overtime victory in the first game and nearly guiding the Wildcats to a double-digit come-from-behind win in the SEC Tournament
 - After scoring a combined eight points in his previous nine appearances, recorded a career-high-tying 23 points on 8-of-15 shooting with six 3-pointers in the SEC Tournament loss to MSU
 - Named SEC Freshman of the Week on Jan. 4 after he enjoyed one of the all-time breakthrough performances with 23 points on 8-of-13 shooting, including 7 of 11 from 3, to fuel a nine-point comeback at Mississippi State, all career highs
 - Played just one minute over the previous three games and 20 career minutes
 - Just the sixth freshman in school history to make seven or more treys in a game
- Redshirted his freshman year after suffering a torn ACL in his left knee during his senior high school season, limiting his final year to just 13 games
- Became the first in-state signee for Kentucky since 2013
- 18th player in program history to earn Kentucky Mr. Basketball honors
- Concluded high school career with 3,255 points, 11th all-time in state history
- Averaged 42.9 points and 14.2 boards per game during his senior season
 - Dropped 50 or more points in six of his first 12 games
- Averaged 31.8 points and 11.4 rebounds per game during his junior season
 - Shot 59.1% from the floor and 39.6% from 3-point range
- Great size and frame, including an 86.5-inch wingspan and a team-high hand width of 11.5 inches

BIO BLAST

Birthday: Nov. 5
Parents: April and Tony Thomas
Major: Communication
Most prized possession ...
 His shoe collection
Why No. 11 ...
 Because it's his favorite number, No. 1, twice
Favorite tattoo ...
 The one of him on his left shoulder sitting on a basketball

Game-By-Game Statistics

Opponent	Date	GS	Min	FG-A	Pct.	3FG-A	Pct.	FT-A	Pct.	Off-Def-Tot	PF	Ast	TO	Blk	Stl	Pts
vs. #9/9 Duke	11/9/21															
ROBERT MORRIS	11/12/21	10	3-5	.600	2-4	.500	0-0	.000	0-1-1	0	1	0	2	0	8	
MOUNT ST. MARY'S	11/16/21	9	1-3	.333	0-1	.000	0-0	.000	0-0-0	1	1	0	0	0	2	
RV/- OHIO	11/19/21	6	1-1	1.000	1-1	1.000	0-0	.000	0-1-1	0	0	0	0	0	3	
UALBANY	11/22/21	13	0-5	.000	0-5	.000	0-0	.000	0-2-2	0	1	1	0	1	0	
NORTH FLORIDA	11/26/21	19	5-12	.417	2-8	.250	2-2	1.000	1-6-7	1	2	0	0	1	14	
CENTRAL MICHIGAN	11/29/21	19	3-11	.273	1-7	.143	2-2	1.000	2-4-6	1	1	1	0	0	9	
SOUTHERN	12/7/21	3	0-1	.000	0-1	.000	0-0	.000	0-0-0	1	0	1	0	0	0	
at Notre Dame	12/11/21															
vs. RV/RV UNC	12/18/21															
WESTERN KENTUCKY	12/22/21															
MISSOURI	12/29/21	2	0-1	.000	0-1	.000	0-0	.000	0-0-0	1	0	0	0	0	0	
HIGH POINT	12/31/21	10	0-5	.000	0-4	.000	0-0	.000	0-2-2	0	0	0	0	0	0	
at #21/21 LSU	1/4/22	3	0-0	.000	0-0	.000	0-0	.000	0-0-0	2	0	0	0	0	0	
GEORGIA	1/8/22	1	0-0	.000	0-0	.000	0-0	.000	0-0-0	0	0	0	0	0	0	
at Vanderbilt	1/11/22															
#22/23 TENNESSEE	1/15/22	1	0-0	.000	0-0	.000	0-0	.000	0-0-0	0	0	0	0	0	0	
at RV/RV Texas A&M	1/19/22															
at #2/2 Auburn	1/22/22	2	0-0	.000	0-0	.000	0-0	.000	0-0-0	2	0	0	0	0	0	
MISSISSIPPI STATE	1/25/22	18	2-6	.333	1-5	.200	0-0	.000	2-1-3	1	0	1	1	0	5	
at #5/5 Kansas	1/29/22															
VANDERBILT	2/2/22	0+	0-0	.000	0-0	.000	0-0	.000	0-0-0	0	0	0	0	0	0	
at RV/RV Alabama	2/5/22															
at South Carolina	2/8/22															
FLORIDA	2/12/22															

Career Statistics

Year	GP-GS	Min-Avg	FG-FGA	Pct	3FG-FGA	Pct	FT-FTA	Pct	Off-Def-Tot-Avg	PF-FO	Ast	TO	Blk	Stl	Pts	Avg
2020-21	22-1	309-14.0	39-100	.390	31-78	.397	9-14	.643	5-29-34-1.5	16-0	6	17	6	8	118	5.4
2021-22	15-0	116-7.7	15-50	.300	7-37	.189	4-4	1.000	5-17-22-1.5	10-0	6	4	3	2	41	2.7
TOTAL	37-1	425-11.5	54-150	.360	38-115	.330	13-18	.722	10-46-56-1.5	26-0	12	21	9	10	159	4.3



[@brennanc14](#) |
 [@brennanc14](#) |
 [@brennanc14](#) |
 [@brennancanada](#) |
 [@brennanc14](#)

2021-22 SEASON/CAREER HIGHS		
Points		
Season	2, 3x, last HIGH POINT (12/31/21)	
Career	2, 3x, last HIGH POINT (12/31/21)	
Rebounds		
Season	1, CENTRAL MICHIGAN (11/29/21)	
Career	1, CENTRAL MICHIGAN (11/29/21)	
Field Goals		
Season	1, 3x, last HIGH POINT (12/31/21)	
Career	1, 3x, last HIGH POINT (12/31/21)	
Field Goals Attempted		
Season	2, WESTERN KENTUCKY (12/22/21)	
Career	2, WESTERN KENTUCKY (12/22/21)	
3-Point Field Goals		
Season	-	
Career	-	
3-Point Field Goals Attempted		
Season	1, WESTERN KENTUCKY (12/22/21)	
Career	1, WESTERN KENTUCKY (12/22/21)	
Free Throws		
Season	-	
Career	-	
Free Throws Attempted		
Season	-	
Career	-	
Assists		
Season	1, UALBANY (11/22/21)	
Career	1, UALBANY (11/22/21)	
Steals		
Season	-	
Career	1, SOUTH CAROLINA (3/6/21)	
Blocked Shots		
Season	1, TENNESSEE (1/15/22)	
Career	1, TENNESSEE (1/15/22)	
Minutes Played		
Season	3, HIGH POINT (12/31/21)	
Career	3, HIGH POINT (12/31/21)	
MISCELLANEOUS		
	2021-22	CAREER
Dunks	0	0
Double-Figure Scoring Games	0	0
Double-Figure Rebounding Games	0	0
Games With Double-Double	0	0
Games Led UK in Scoring	0	0
Games Led UK in Rebounding	0	0
Games Led UK in Assists	0	0
Games Led UK in Steals	0	0
Games Led UK in Blocks	1	1
Games With 3+ Assists	0	0
Games With 3+ Blocks	0	0
Games With 3+ Steals	0	0
Games With 3+ Three-Pointers	0	0

- Recorded his first career block in the win vs. No. 22/23 Tennessee
- Saw action in a career-high three minutes and scored on a layup in the win over High Point
- Had a bucket in the win over Western Kentucky in two minutes of action
- Scored his first career points off an offensive rebound and put back in the win over Central Michigan
- Registered his first career assist in a minute of the win over UAlbany
- Appeared in two games in 2020-21
 - Logged two minutes vs. South Carolina and recorded his first career steal
- Played in four games in his first season
 - Made first appearance as a Wildcat in regular-season action vs. Eastern Kentucky
- Capped his high school career with 1,371 career points and 776 rebounds
 - Two-year captain
 - Named an All-10th Region First Team selection
 - Averaged 15.0 points and 9.5 rebounds per game as a senior
 - 13 double-doubles
 - Double-digit scorer over his final three seasons
 - Three-time All-District Team selection and a three-time All-District Tournament Team pick
- Team claimed two District 40 titles
- 10th Region runners-up in 2019

BIO BLAST

Birthday: July 15

Parents: Melissa and Lynn Canada

Major: Communication

I'll be your hero ...

His definition of a hero is someone who you can rely on and follow

Fan of the Wildcats ...

Born in Lexington, Ky., and cheered for the Wildcats growing up. De'Aaron Fox is his favorite former Wildcat

Giving back ...

Participated in Big Brothers, Big Sisters

Game-By-Game Statistics

Opponent	Date	GS	Min	FG-A	Pct.	3FG-A	Pct.	FT-A	Pct.	Off-Def-Tot	PF	Ast	TO	Blk	Stl	Pts
vs. #9/9 Duke	11/9/21															
DNP - Coach's Decision																
ROBERT MORRIS	11/12/21	1	0-0	.000	0-0	.000	0-0	.000	0-0-0	0	0	0	0	0	0	0
MOUNT ST. MARY'S	11/16/21	2	0-0	.000	0-0	.000	0-0	.000	0-0-0	0	0	0	0	0	0	0
RV/- OHIO	11/19/21															
DNP - Coach's Decision																
UALBANY	11/22/21	1	0-0	.000	0-0	.000	0-0	.000	0-0-0	0	1	0	0	0	0	0
NORTH FLORIDA	11/26/21	1	0-0	.000	0-0	.000	0-0	.000	0-0-0	0	0	0	0	0	0	0
CENTRAL MICHIGAN	11/29/21	1	1-1	1.000	0-0	.000	0-0	.000	1-0-1	0	0	0	0	0	0	2
SOUTHERN	12/7/21															
DNP - Coach's Decision																
at Notre Dame	12/11/21															
DNP - Coach's Decision																
vs. RV/RV UNC	12/18/21	1	0-0	.000	0-0	.000	0-0	.000	0-0-0	0	0	0	0	0	0	0
WESTERN KENTUCKY	12/22/21	2	1-2	.500	0-1	.000	0-0	.000	0-0-0	0	0	0	0	0	0	2
MISSOURI	12/29/21															
DNP - Coach's Decision																
HIGH POINT	12/31/21	3	1-1	1.000	0-0	.000	0-0	.000	0-0-0	0	0	0	0	0	0	2
at #21/21 LSU	1/4/22															
DNP - Coach's Decision																
GEORGIA	1/8/22															
DNP - Coach's Decision																
at Vanderbilt	1/11/22															
DNP - Coach's Decision																
#22/23 TENNESSEE	1/15/22	1	0-0	.000	0-0	.000	0-0	.000	0-0-0	0	0	0	1	0	0	0
at RV/RV Texas A&M	1/19/22															
DNP - Coach's Decision																
at #2/2 Auburn	1/22/22															
DNP - Coach's Decision																
MISSISSIPPI STATE	1/25/22															
DNP - Coach's Decision																
at #5/5 Kansas	1/29/22															
DNP - Coach's Decision																
VANDERBILT	2/2/22															
DNP - Coach's Decision																
at RV/RV Alabama	2/5/22															
DNP - Coach's Decision																
at South Carolina	2/8/22															
DNP - Coach's Decision																
FLORIDA	2/12/22															
DNP - Coach's Decision																

Career Statistics

Year	GP-GS	Min-Avg	FG-FGA	Pct	3FG-FGA	Pct	FT-FTA	Pct	Off-Def-Tot-Avg	PF-FO	Ast	TO	Blk	Stl	Pts	Avg
2019-20	4-0	3-0.8	0-0	.000	0-0	.000	0-0	.000	0-0-0-0.0	0-0	0	1	0	0	0	0.0
2020-21	2-0	3-1.5	0-0	.000	0-0	.000	0-0	.000	0-0-0-0.0	0-0	0	2	0	1	0	0.0
2021-22	9-0	13-1.4	3-4	.750	0-1	.000	0-0	.000	1-0-1-0.1	0-0	1	0	1	0	6	0.7
TOTAL	15-0	19-1.3	3-4	.750	0-1	.000	0-0	.000	1-0-1-0.1	0-0	1	3	1	1	6	0.4

ZAN PAYNE

RS-Junior | G/F | 6-4 | 215 lbs | Lexington, Ky. | Lexington Catholic High School

20



[@young_payne2321](#) |
 [@alexander.payne23](#) |
 [@ZanPaynepapi](#)

2021-22 SEASON/CAREER HIGHS		
Points		
Season	4, MOUNT ST. MARY'S (11/16/21)	
Career	4, MOUNT ST. MARY'S (11/16/21)	
Rebounds		
Season	2, WESTERN KENTUCKY (12/22/21)	
Career	2, 2x, last WKU (12/22/21)	
Field Goals		
Season	1, 2x, last WKU (12/22/21)	
Career	1, 3x, last WKU (12/22/21)	
Field Goals Attempted		
Season	2, 2x, last WKU (12/22/21)	
Career	2, 3x, last WKU (12/22/21)	
3-Point Field Goals		
Season	-	
Career	-	
3-Point Field Goals Attempted		
Season	1, 3x, last WKU (12/22/21)	
Career	1, 3x, last WKU (12/22/21)	
Free Throws		
Season	2, 2x, last TENNESSEE (1/15/22)	
Career	2, 2x, last TENNESSEE (1/15/22)	
Free Throws Attempted		
Season	2, 2x, last TENNESSEE (1/15/22)	
Career	2, 2x, last TENNESSEE (1/15/22)	
Assists		
Season	-	
Career	-	
Steals		
Season	1, MOUNT ST. MARY'S (11/16/21)	
Career	1, MOUNT ST. MARY'S (11/16/21)	
Blocked Shots		
Season	-	
Career	-	
Minutes Played		
Season	3, HIGH POINT (12/31/21)	
Career	3, 2x, last HIGH POINT (12/31/21)	
MISCELLANEOUS		
	2021-22	CAREER
Dunks	0	0
Double-Figure Scoring Games	0	0
Double-Figure Rebounding Games	0	0
Games With Double-Double	0	0
Games Led UK in Scoring	0	0
Games Led UK in Rebounding	0	0
Games Led UK in Assists	0	0
Games Led UK in Steals	0	0
Games Led UK in Blocks	0	0
Games With 3+ Assists	0	0
Games With 3+ Blocks	0	0
Games With 3+ Steals	0	0
Games With 3+ Three-Pointers	0	0

- Scored two points in the win over No. 22/23 Tennessee
- Appeared in a career-high-tying three minutes of the win over High Point
- Scored two points and hauled in a pair of rebounds in two minutes of the win over Western Kentucky
- Recorded a career-high four points and a steal in the win over Mount St. Mary's
- Graduated in August with a degree in communication
- Appeared in two games in 2020-21 after missing the first two seasons from a knee injury suffered in high school
 - Played three minutes vs. South Carolina in the regular-season finale and scored his first points and grabbed his first two rebounds
 - Made his collegiate debut with a minute of action against Morehead Stat, his first action in any official game -- high school or college -- since February 2018
- Spent his first two seasons as Wildcat rehabbing his knee after suffering an injury during his senior season in high school. Took a medical redshirt in his first season
- A highly-productive player out of Lexington Catholic. Scored 1,282 career points, which ranks 14th all-time in program history
 - Also collected 934 career rebounds, which ranks fourth all-time in school history
 - Three-year starter in high school
 - Averaged 19.3 points and 8.7 rebounds a game as a senior at Lexington Catholic

BIO BLAST

Birthdate: March 23

Parents: Michelle and Kenny Payne

Degree: With a degree already in hand, he is now pursuing an undergraduate certificate in business and economics

Hitting the books ...
Three-time selection to the All-SEC Academic Team and a three-time Dean's List member

Gamer ...
A video game player, his favorites are NBA2K and Fortnite

Game-By-Game Statistics

Opponent	Date	GS	Min	FG-A	Pct.	3FG-A	Pct.	FT-A	Pct.	Off-Def-Tot	PF	Ast	TO	Blk	Stl	Pts
vs. #9/9 Duke	11/9/21			DNP - Coach's Decision												
ROBERT MORRIS	11/12/21	1	0-0	.000	0-0	.000	0-0	.000	0-0-0	0	0	0	0	0	0	0
MOUNT ST. MARY'S	11/16/21	2	1-1	1.000	0-0	.000	2-2	1.000	0-0-0	0	0	0	0	0	1	4
RV/- OHIO	11/19/21			DNP - Coach's Decision												
UALBANY	11/22/21	1	0-0	.000	0-0	.000	0-0	.000	0-0-0	0	0	0	0	0	0	0
NORTH FLORIDA	11/26/21	1	0-2	.000	0-1	.000	0-0	.000	0-0-0	0	0	0	0	0	0	0
CENTRAL MICHIGAN	11/29/21	1	0-1	.000	0-1	.000	0-0	.000	0-0-0	0	0	0	0	0	0	0
SOUTHERN	12/7/21			DNP - Coach's Decision												
at Notre Dame	12/11/21			DNP - Coach's Decision												
vs. RV/RV UNC	12/18/21	1	0-0	.000	0-0	.000	0-0	.000	0-0-0	1	0	0	0	0	0	0
WESTERN KENTUCKY	12/22/21	2	1-2	.500	0-1	.000	0-0	.000	0-2-2	0	0	0	0	0	0	2
MISSOURI	12/29/21			DNP - Coach's Decision												
HIGH POINT	12/31/21	3	0-0	.000	0-0	.000	0-0	.000	0-0-0	0	0	1	0	0	0	0
at #21/21 LSU	1/4/22			DNP - Coach's Decision												
GEORGIA	1/8/22			DNP - Coach's Decision												
at Vanderbilt	1/11/22			DNP - Coach's Decision												
#22/23 TENNESSEE	1/15/22	1	0-0	.000	0-0	.000	2-2	1.000	0-0-0	0	0	0	0	0	0	2
at RV/RV Texas A&M	1/19/22			DNP - Coach's Decision												
at #2/2 Auburn	1/22/22			DNP - Coach's Decision												
MISSISSIPPI STATE	1/25/22			DNP - Coach's Decision												
at #5/5 Kansas	1/29/22			DNP - Coach's Decision												
VANDERBILT	2/2/22			DNP - Coach's Decision												
at RV/RV Alabama	2/5/22			DNP - Coach's Decision												
at South Carolina	2/8/22			DNP - Coach's Decision												
FLORIDA	2/12/22			DNP - Coach's Decision												

Career Statistics

Year	GP-GS	Min-Avg	FG-FGA	Pct	3FG-FGA	Pct	FT-FTA	Pct	Off-Def-Tot-Avg	PF-FO	Ast	TO	Blk	Stl	Pts	Avg
2020-21	2-0	4-2.0	1-2	.500	0-0	.000	0-0	.000	1-1-2-1.0	0-0	0	0	0	0	2	1.0
2021-22	9-0	13-1.4	2-6	.333	0-3	.000	4-4	1.000	0-2-2-0.2	1-0	0	1	0	1	8	0.9
TOTAL	11-0	17-1.5	3-8	.375	0-3	.000	4-4	1.000	1-3-4-0.4	1-0	0	1	0	1	10	0.9

BRYCE HOPKINS

Freshman | Forward | 6-6 | 220 lbs | Oak Park, Ill. | Fenwick High School

23



[@BryceHopkins](#) |
 [@brycehopkins](#)

2021-22 SEASON/CAREER HIGHS		
Points		
Season	7, 2x, last NORTH FLORIDA (11/26/21)	
Career	7, 2x, last NORTH FLORIDA (11/26/21)	
Rebounds		
Season	7, OHIO (11/19/21)	
Career	7, OHIO (11/19/21)	
Field Goals		
Season	3, CENTRAL MICHIGAN (11/29/21)	
Career	3, CENTRAL MICHIGAN (11/29/21)	
Field Goals Attempted		
Season	9, CENTRAL MICHIGAN (11/29/21)	
Career	9, CENTRAL MICHIGAN (11/29/21)	
3-Point Field Goals		
Season	2, NORTH FLORIDA (11/26/21)	
Career	2, NORTH FLORIDA (11/26/21)	
3-Point Field Goals Attempted		
Season	3, 2x, last CENTRAL MICH. (11/29/21)	
Career	3, 2x, last CENTRAL MICH. (11/29/21)	
Free Throws		
Season	2, OHIO (11/19/21)	
Career	2, OHIO (11/19/21)	
Free Throws Attempted		
Season	2, 3x, last at Texas A&M (1/19/22)	
Career	2, 3x, last at Texas A&M (1/19/22)	
Assists		
Season	3, CENTRAL MICHIGAN (11/29/21)	
Career	3, CENTRAL MICHIGAN (11/29/21)	
Steals		
Season	1, 4x, last GEORGIA (1/8/22)	
Career	1, 4x, last GEORGIA (1/8/22)	
Blocked Shots		
Season	1, 3x, last MISSISSIPPI STATE (1/25/22)	
Career	1, 3x, last MISSISSIPPI STATE (1/25/22)	
Minutes Played		
Season	17, CENTRAL MICHIGAN (11/29/21)	
Career	17, CENTRAL MICHIGAN (11/29/21)	
MISCELLANEOUS		
	2021-22	CAREER
Dunks	2	2
Double-Figure Scoring Games	0	0
Double-Figure Rebounding Games	0	0
Games With Double-Double	0	0
Games Led UK in Scoring	0	0
Games Led UK in Rebounding	0	0
Games Led UK in Assists	0	0
Games Led UK in Steals	0	0
Games Led UK in Blocks	1	1
Games With 3+ Assists	1	1
Games With 3+ Blocks	0	0
Games With 3+ Steals	0	0
Games With 3+ Three-Pointers	0	0

- Played 15 minutes in the win at Vanderbilt, his most action since Nov. 29
- Scored five points, including his first career dunk, in nine minutes against North Carolina
- Contributed six points, four rebounds and three assists against Central Michigan
- Tied his career high with seven points, including two 3-pointers, in eight minutes vs. North Florida
- With his front-court teammates in foul trouble, made the most of his opportunity in the win vs. Ohio with seven points and seven rebounds with most of his production coming in the critical first half when Oscar Tshiebwe was forced to the bench
- Scored his first career points (four) in 12 minutes in the win vs. Robert Morris
- Recorded 18 points and nine rebounds in the Blue-White Game
- Considered a four-star prospect
- Consensus top-50 recruit in the class of 2021 and ranked as high as No. 33 overall by ESPN
- Drawn rave reviews in the preseason from coaches and teammates for his skills and physicality
- Averaged 24.4 points, 12.5 rebounds, 3.0 assists, 1.8 steals and 1.5 blocks per game as for Fenwick High School in his senior season
- MaxPreps Illinois Player of the Year
- Tabbed to the Chicago Land Prep Hoops All-State First Team
- Two-time Chicago League Player of the Year
- Named to the Jordan Brand Classic and the Allen Iverson Roundball Classic

BIO BLAST

Birthdate: Sept. 7

Parents: Karen and Clyde Hopkins

Major: Communication

In the genes ...

Father played basketball at Tennessee Tech

Why No. 23 ...

Because of Michael Jordan and LeBron James

Best basketball memory ...

Committing to Kentucky

Game-By-Game Statistics

Opponent	Date	GS	Min	FG-A	Pct.	3FG-A	Pct.	FT-A	Pct.	Off-Def-Tot	PF	Ast	TO	Blk	Stl	Pts
vs. #9/9 Duke	11/9/21	3	0-1	.000	0-0	.000	0-0	.000	0-0-0	0	0	0	0	0	0	0
ROBERT MORRIS	11/12/21	12	2-3	.667	0-0	.000	0-0	.000	0-2-2	1	0	1	0	0	0	4
MOUNT ST. MARY'S	11/16/21	14	1-4	.250	0-1	.000	0-0	.000	0-1-1	2	0	0	1	1	1	2
RV/- OHIO	11/19/21	16	2-4	.500	1-2	.500	2-2	1.000	3-4-7	1	1	1	0	0	0	7
UALBANY	11/22/21	10	1-1	1.000	0-0	.000	0-0	.000	1-2-3	0	0	1	1	0	0	2
NORTH FLORIDA	11/26/21	8	2-3	.667	2-3	.667	1-2	.500	1-1-2	0	0	2	0	0	0	7
CENTRAL MICHIGAN	11/29/21	17	3-9	.333	0-3	.000	0-0	.000	3-1-4	0	3	1	0	0	0	6
SOUTHERN	12/7/21	2	0-0	.000	0-0	.000	0-0	.000	0-0-0	0	0	0	0	0	0	0
at Notre Dame	12/11/21	5	0-2	.000	0-2	.000	0-0	.000	0-0-0	0	0	0	0	0	0	0
vs. RV/RV UNC	12/18/21	9	2-3	.667	1-1	1.000	0-0	.000	0-2-2	2	0	0	0	0	1	5
WESTERN KENTUCKY	12/22/21	5	1-3	.333	0-0	.000	0-0	.000	3-0-3	0	0	2	0	0	0	2
MISSOURI	12/29/21	5	1-2	.500	0-0	.000	0-0	.000	0-0-0	0	0	0	0	0	0	2
HIGH POINT	12/31/21	12	1-3	.333	0-2	.000	0-1	.000	0-0-0	0	1	1	0	1	1	2
at #21/21 LSU	1/4/22	2	0-1	.000	0-0	.000	0-0	.000	1-0-1	1	0	2	0	0	0	0
GEORGIA	1/8/22	6	0-1	.000	0-0	.000	0-0	.000	0-0-0	2	1	1	0	1	0	0
at Vanderbilt	1/11/22	15	1-2	.500	0-0	.000	0-0	.000	1-4-5	2	1	1	0	0	0	2
#22/23 TENNESSEE	1/15/22	4	1-1	1.000	1-1	1.000	0-0	.000	0-0-0	1	0	0	0	0	0	3
at RV/RV Texas A&M	1/19/22	1	0-1	.000	0-0	.000	1-2	.500	1-0-1	0	0	0	0	0	0	1
at #2/2 Auburn	1/22/22	1	0-1	.000	0-0	.000	0-0	.000	0-0-0	1	0	0	0	0	0	0
MISSISSIPPI STATE	1/25/22	5	1-1	1.000	0-0	.000	0-0	.000	0-1-1	0	0	1	1	0	0	2
at #5/5 Kansas	1/29/22															DNP - Coach's Decision
VANDERBILT	2/2/22	1	0-1	.000	0-0	.000	0-0	.000	0-0-0	0	0	0	0	0	0	0
at RV/RV Alabama	2/5/22															DNP - Coach's Decision
at South Carolina	2/8/22															DNP - Coach's Decision
FLORIDA	2/12/22	2	0-0	.000	0-0	.000	0-0	.000	0-0-0	0	0	0	0	0	0	0

Career Statistics

Year	GP-GS	Min-Avg	FG-FGA	Pct	3FG-FGA	Pct	FT-FTA	Pct	Off-Def-Tot-Avg	PF-FO	Ast	TO	Blk	Stl	Pts	Avg
2021-22	22-0	155-7.0	19-47	.404	5-15	.333	4-7	.571	14-18-32-1.5	13-0	7	14	3	4	47	2.1
TOTAL	22-0	155-7.0	19-47	.404	5-15	.333	4-7	.571	14-18-32-1.5	13-0	7	14	3	4	47	2.1

KAREEM WATKINS

Sophomore | Guard | 5-8 | 170 lbs | Camden, N.J. | Kingsway Regional High School

25



@stink_cvp

2021-22 SEASON/CAREER HIGHS		
Points		
Season	-	
Career	-	
Rebounds		
Season	1, 3x, last CENTRAL MICH. (11/29/21)	
Career	1, 3x, last CENTRAL MICH. (11/29/21)	
Field Goals		
Season	-	
Career	-	
Field Goals Attempted		
Season	1, CENTRAL MICHIGAN (11/29/21)	
Career	1, CENTRAL MICHIGAN (11/29/21)	
3-Point Field Goals		
Season	-	
Career	-	
3-Point Field Goals Attempted		
Season	-	
Career	-	
Free Throws		
Season	-	
Career	-	
Free Throws Attempted		
Season	-	
Career	-	
Assists		
Season	1, 2x, last WKU (12/22/21)	
Career	1, 2x, last WKU (12/22/21)	
Steals		
Season	1, 2x, last HIGH POINT (12/31/21)	
Career	1, 2x, last HIGH POINT (12/31/21)	
Blocked Shots		
Season	-	
Career	-	
Minutes Played		
Season	3, HIGH POINT (12/31/21)	
Career	3, HIGH POINT (12/31/21)	
MISCELLANEOUS		
	2021-22	CAREER
Dunks	0	0
Double-Figure Scoring Games	0	0
Double-Figure Rebounding Games	0	0
Games With Double-Double	0	0
Games Led UK in Scoring	0	0
Games Led UK in Rebounding	0	0
Games Led UK in Assists	0	0
Games Led UK in Steals	0	0
Games Led UK in Blocks	0	0
Games With 3+ Assists	0	0
Games With 3+ Blocks	0	0
Games With 3+ Steals	0	0
Games With 3+ Three-Pointers	0	0

- Had a steal in a career-high three minutes of the win over High Point
- Dished out an assist in two minutes of the win over Western Kentucky
- Recorded his first career assist and first career steal in a minute vs. North Florida
- Hauled in his first career rebound in two minutes of the win vs. Mount St. Mary's. Also had a rebound in a minute of action against Central Michigan
- Saw his first career action with two minutes vs. South Carolina in 2020-21
- Appeared in all 26 games for Kingsway Regional High School during his senior season
 - Averaged 8.7 points per game and notched 11 double-figure scoring efforts
 - Knocked down multiple 3-pointers in 12 games
 - Scored a season-high 19 points on six made 3s with four assists against Woodstown
- Also posted 16 points, five rebounds and four assists at Clearview and recorded 15 points, six boards and five dimes vs. Cumberland
- Dished out four or more assists in 14 games
- Produced three or more steals in 10 games
- Helped advance Kingsway to the 2020 NJSIAA Group 4 Championship field of 64
- With a 38.5-inch vertical, can dunk despite his size

BIO BLAST

Birthday: Feb. 3

Parents: Syreeta Brittingham and Dajuan Wagner

Major: Finance

Hidden talent ... Can juggle

Pregame playlist ...

Listens to NBA YoungBoy, Polo G and Lil Durk

La Familia ...

Stepson of Dajuan Wagner, John Calipari's first one-and-done player at Memphis

Game-By-Game Statistics

Opponent	Date	GS	Min	FG-A	Pct.	3FG-A	Pct.	FT-A	Pct.	Off-Def-Tot	PF	Ast	TO	Blk	Stl	Pts
vs. #9/9 Duke	11/9/21															
ROBERT MORRIS	11/12/21	1	0-0	.000	0-0	.000	0-0	.000	0-0-0	0	0	0	0	0	0	0
MOUNT ST. MARY'S	11/16/21	2	0-0	.000	0-0	.000	0-0	.000	0-1-1	1	0	2	0	0	0	0
RV/- OHIO	11/19/21															
UALBANY	11/22/21	1	0-0	.000	0-0	.000	0-0	.000	0-0-0	1	0	0	0	0	0	0
NORTH FLORIDA	11/26/21	1	0-0	.000	0-0	.000	0-0	.000	1-0-1	0	1	0	0	0	1	0
CENTRAL MICHIGAN	11/29/21	1	0-1	.000	0-0	.000	0-0	.000	0-1-1	0	0	0	0	0	0	0
SOUTHERN	12/7/21															
at Notre Dame	12/11/21															
vs. RV/RV UNC	12/18/21	1	0-0	.000	0-0	.000	0-0	.000	0-0-0	0	0	0	0	0	0	0
WESTERN KENTUCKY	12/22/21	2	0-0	.000	0-0	.000	0-0	.000	0-0-0	0	1	0	0	0	0	0
MISSOURI	12/29/21															
HIGH POINT	12/31/21	3	0-0	.000	0-0	.000	0-0	.000	0-0-0	0	0	0	0	0	1	0
at #21/21 LSU	1/4/22															
GEORGIA	1/8/22															
at Vanderbilt	1/11/22															
#22/23 TENNESSEE	1/15/22	1	0-0	.000	0-0	.000	0-0	.000	0-0-0	0	0	1	0	0	0	0
at RV/RV Texas A&M	1/19/22															
at #2/2 Auburn	1/22/22															
MISSISSIPPI STATE	1/25/22															
at #5/5 Kansas	1/29/22															
VANDERBILT	2/2/22															
at RV/RV Alabama	2/5/22															
at South Carolina	2/8/22															
FLORIDA	2/12/22															

Career Statistics

Year	GP-GS	Min-Avg	FG-FGA	Pct	3FG-FGA	Pct	FT-FTA	Pct	Off-Def-Tot-Avg	PF-FO	Ast	TO	Blk	Stl	Pts	Avg
2020-21	1-0	2-2.0	0-0	.000	0-0	.000	0-0	.000	0-0-0-0.0	0-0	0	0	0	0	0	0.0
2021-22	9-0	13-1.4	0-1	.000	0-0	.000	0-0	.000	1-2-3-0.3	2-0	2	3	0	2	0	0.0
TOTAL	10-0	15-1.5	0-1	.000	0-0	.000	0-0	.000	1-2-3-0.3	2-0	2	3	0	2	0	0.0

KELLAN GRADY

Graduate | Guard | 6-5 | 205 lbs | Boston | Davidson College

31



[@KellanGrady31](#) | [@kellangrady31](#)

2021-22 SEASON/CAREER HIGHS*	
Points	
Season	23, 2x, last HIGH POINT (12/31/21)
Career	39, at St. Bonaventure (2/27/18)
Rebounds	
Season	6, vs. North Carolina (12/18/21)
Career	10, VS. Marquette (11/28/19)
Field Goals	
Season	8, HIGH POINT (12/31/21)
Career	12, 2x, last LIPSCOMB (3/9/19)
Field Goals Attempted	
Season	16, MISSISSIPPI STATE (1/25/22)
Career	26, at St. Bonaventure (2/27/18)
3-Point Field Goals	
Season	7, HIGH POINT (12/31/21)
Career	7, 4x, last HIGH POINT (12/31/21)
3-Point Field Goals Attempted	
Season	12, at LSU (1/4/22)
Career	14, at St. Bonaventure (2/27/18)
Free Throws	
Season	3, 3x, last at Auburn (1/22/22)
Career	16, at St. Bonaventure (2/27/18)
Free Throws Attempted	
Season	5, WESTERN KENTUCKY (12/22/21)
Career	16, at St. Bonaventure (2/27/18)
Assists	
Season	3, 2x, last SOUTHERN (12/7/21)
Career	6, NEVADA (11/19/19)
Steals	
Season	3, ROBERT MORRIS (11/12/21)
Career	4, 2x, last vs. NEVADA (11/19/19)
Blocked Shots	
Season	1, 2x, last TENNESSEE (1/15/22)
Career	2, vs. Northeastern (11/24/18)
Minutes Played	
Season	43, MISSISSIPPI STATE (1/25/22)
Career	57, at George Washington (1/29/20)
MISCELLANEOUS	
	2021-22 CAREER*
Dunks	6 42
Double-Figure Scoring Games	14 110
Rebounding Games	0 1
Games With Double-Double	0 1
Games Led UK in Scoring	4 55
Games Led UK in Rebounding	0 15
Games Led UK in Assists	0 18
Games Led UK in Steals	7 48
Games Led UK in Blocks	1 12
Games With 3+ Assists	2 46
Games With 3+ Blocks	0 0
Games With 3+ Steals	1 12
Games With 3+ Three-Pointers	14 57

- With 12 points at Alabama, moved into the top 200 for all-time points scored in a collegiate career
- Made a team-high 73 3-pointers
- Shooting 43.7% from 3, ranked first in the SEC and 12th nationally through games on Feb. 12
- Averaging 13.7 points and made 24 3s in his last seven games
- Matched his season high with 23 points on a career-high-tying seven 3s in the win over High Point
- Scored a season-high 23 points with six 3-pointers in the win over Western Kentucky
- 18 points with five 3-pointers to go along with a season-high six rebounds in the North Carolina win
- Scored a game-high 19 points with four 3-pointers in the win vs. Robert Morris
- 14 games with at least three 3-pointers this season
- Graduate transfer from Davidson
- Preseason All-SEC Second Team pick by the league's media and coaches
- Jerry West Award preseason watch list for the country's top shooting guard
- Sixth player in Davidson history with 2,000 career points
- Entered the 2021-22 season with the second-most points in the nation
- Averaged more than 17 points per game in all four seasons at Davidson
- All-Atlantic 10 Team all four seasons, including first-team honors his senior, sophomore years
- Averaged 17.1 points, 4.6 rebounds and 2.4 assists per game in his senior season
 - Made three or more 3s in 11 outings
 - Recorded 32 points and six boards against George Mason
- Averaged 17.2 points per game, which ranked fifth in the league, in 2019-20
 - Averaged 18.0 points per game against league foes
 - Recorded his first-career double-double with 28 points and 10 rebounds against Marquette
- Ranked third in the league with 17.3 points per game
 - Topped double digits in 22 games, including 13 20-point efforts
 - Three-time Atlantic 10 Player of the Week
- Named the Atlantic 10 Rookie of the Year in his freshman season after averaging 18.0 points per game on 50.1% shooting
 - Five-time Atlantic 10 Rookie of the Week
 - Second freshman in school history to begin his career with consecutive 20-point outings
 - Made 73 3-pointers, including at least four treys in eight games
- Led Northfield Mount Hermon to the 2015 Massachusetts Division I state title and the 2016 New England Championship

BIO BLAST

Birthdate: Sept. 11

Parents: Danielle and Rob Grady

Major: Undergraduate certificate in business and economics

Social justice leader ...

Launched CARE, a social justice initiative aimed at raising awareness about racial injustice and to promote and create change in equality

Leadership runs in the family ...

Grandmother is Sophia Theresa Williams-de Bruyn, a former South African anti-apartheid activist

Game-By-Game Statistics

Opponent	Date	GS	Min	FG-A	Pct.	3FG-A	Pct.	FT-A	Pct.	Off-Def-Tot	PF	Ast	TO	Blk	Stl	Pts
vs. #9/9 Duke	11/9/21	*	31	3-8	.375	3-7	.429	0-0	.000	0-2-2	0	0	0	0	1	9
ROBERT MORRIS	11/12/21	*	24	7-11	.636	4-6	.667	1-1	1.000	0-0-0	0	1	0	0	3	19
MOUNT ST. MARY'S	11/16/21	*	23	3-5	.600	2-3	.667	0-0	.000	1-1-2	0	0	0	0	2	8
RV/- OHIO	11/19/21	*	20	0-2	.000	0-1	.000	0-0	.000	0-1-1	0	0	0	0	0	0
UALBANY	11/22/21	*	29	4-7	.571	3-5	.600	3-4	.750	0-2-2	2	1	1	0	0	14
NORTH FLORIDA	11/26/21	*	25	4-11	.364	0-4	.000	0-0	.000	0-1-1	0	1	0	0	2	8
CENTRAL MICHIGAN	11/29/21	*	28	3-8	.375	1-5	.200	0-0	.000	0-1-1	0	3	1	0	2	7
SOUTHERN	12/7/21	*	35	3-7	.429	3-7	.429	0-0	.000	0-0-0	0	3	1	0	0	9
at Notre Dame	12/11/21	*	35	3-8	.375	2-7	.286	0-0	.000	0-4-4	1	1	0	0	0	8
vs. RV/RV UNC	12/18/21	*	31	6-8	.750	5-7	.714	1-2	.500	0-6-6	1	1	1	0	0	18
WESTERN KENTUCKY	12/22/21	*	34	7-10	.700	6-9	.667	3-5	.600	1-2-3	0	1	0	0	0	23
MISSOURI	12/29/21	*	32	2-5	.400	2-5	.400	2-2	1.000	0-1-1	1	0	0	0	1	8
HIGH POINT	12/31/21	*	25	8-12	.667	7-10	.700	0-1	.000	1-3-4	0	0	1	1	2	23
at #21/21 LSU	1/4/22	*	39	4-13	.308	4-12	.333	1-2	.500	0-1-1	1	2	2	0	2	13
GEORGIA	1/8/22	*	39	4-13	.308	1-7	.143	0-0	.000	1-1-2	2	1	2	0	2	9
at Vanderbilt	1/11/22	*	35	4-9	.444	1-3	.333	0-0	.000	0-0-0	1	2	1	0	0	9
#22/23 TENNESSEE	1/15/22	*	27	5-8	.625	4-7	.571	2-2	1.000	0-1-1	1	1	2	1	0	16
at RV/RV Texas A&M	1/19/22	*	34	2-10	.200	1-9	.111	0-0	.000	1-2-3	3	1	1	0	0	5
at #2/2 Auburn	1/22/22	*	40	5-9	.556	4-7	.571	3-4	.750	0-2-2	2	1	0	0	2	17
MISSISSIPPI STATE	1/25/22	*	43	7-16	.438	4-11	.364	0-0	.000	0-2-2	2	2	2	0	0	18
at #5/5 Kansas	1/29/22	*	37	4-7	.571	4-7	.571	0-1	.000	0-3-3	1	1	0	0	0	12
VANDERBILT	2/2/22	*	38	4-9	.444	4-8	.500	0-0	.000	0-1-1	2	0	0	0	0	12
at RV/RV Alabama	2/5/22	*	36	3-5	.600	2-3	.667	2-3	.667	1-3-4	1	1	0	0	1	10
at South Carolina	2/8/22	*	38	5-10	.500	2-6	.333	0-0	.000	0-3-3	1	2	1	0	1	12
FLORIDA	2/12/22	*	39	5-13	.385	4-11	.364	1-1	1.000	1-1-2	0	0	0	0	0	15

Career Statistics

Year	GP-GS	Min-Avg	FG-FGA	Pct	3FG-FGA	Pct	FT-FTA	Pct	Off-Def-Tot-Avg	PF-FO	Ast	TO	Blk	Stl	Pts	Avg
2017-18	33-32	1163-35.2	219-437	.501	73-196	.372	82-102	.804	23-85-108-3.3	68-0	64	32	3	27	593	18.0
2018-19	30-30	1127-37.6	194-430	.451	58-170	.341	72-98	.735	12-122-134-4.5	46-0	57	50	5	31	518	17.3
2019-20	30-29	1074-35.8	185-400	.463	51-138	.370	94-118	.797	16-110-126-4.2	55-0	75	62	5	35	515	17.2
2020-21	22-22	756-34.4	136-289	.471	58-152	.382	46-68	.676	9-93-102-4.6	26-0	52	35	5	17	376	17.1
2021-22	25-25	817-32.7	105-224	.469	73-167	.437	19-28	.679	7-44-51-2.0	22-0	26	16	2	21	302	12.1
TOTAL	140-138	4937-35.3	839-1780	.471	313-823	.380	313-414	.756	67-453-520-3.7	217-0	274	195	20	131	2304	16.5

OSCAR TSHIEBWE

Junior | Forward | 6-9 | 255 lbs | Lubumbashi, Democratic Republic of the Congo | West Virginia University

34



[@Oscartshiebwe34](#) [@oscar_tshiebwe](#) [@Oscartshiebwe34](#)
[@Oscartshiebwe4](#)

2021-22 SEASON/CAREER HIGHS*

Points			
Season	30, at Vanderbilt (1/11/22)		
Career	30, at Vanderbilt (1/11/22)		
Rebounds			
Season	28, WESTERN KENTUCKY (12/22/21)		
Career	28, WESTERN KENTUCKY (12/22/21)		
Field Goals			
Season	13, GEORGIA (1/8/22)		
Career	13, GEORGIA (1/8/22)		
Field Goals Attempted			
Season	20, GEORGIA (1/8/22)		
Career	20, GEORGIA (1/8/22)		
3-Point Field Goals			
Season	-		
Career	-		
3-Point Field Goals Attempted			
Season	-		
Career	-		
Free Throws			
Season	9, MISSOURI (12/29/21)		
Career	9, 2x, last MISSOURI (12/29/21)		
Free Throws Attempted			
Season	13, VANDERBILT (2/2/22)		
Career	13, 2x, last VANDERBILT (2/2/22)		
Assists			
Season	3, 2x, last VANDERBILT (2/2/22)		
Career	3, 3x, last VANDERBILT (2/2/22)		
Steals			
Season	4, 3x, last at Alabama (2/5/22)		
Career	4, 3x, last at Alabama (2/5/22)		
Blocked Shots			
Season	4, 2x, last at Auburn (1/22/22)		
Career	4, 3x, last at Auburn (1/22/22)		
Minutes Played			
Season	39, GEORGIA (1/8/22)		
Career	39, GEORGIA (1/8/22)		
MISCELLANEOUS			
	2021-22	CAREER	
Dunks	40	71	
Double-Figure Scoring Games	21	45	
Double-Figure Rebounding Games	23	38	
Games With Double-Double	19	31	
Games Led UK in Scoring	10	20	
Games Led UK in Rebounding	24	44	
Games Led UK in Assists	0	0	
Games Led UK in Steals	17	35	
Games Led UK in Blocks	14	25	
Games With 3+ Assists	2	3	
Games With 3+ Blocks	6	9	
Games With 3+ Steals	10	12	
Games With 3+ Three-Pointers	0	0	
*includes West Virginia statistics			

- Leads the country in rebounding (15.3), offensive rebounds per game (5.2), and defensive rebounding percentage (35.8%) through games on Feb. 12
- Leads UK with 16.4 points per game and eight 20 or more scoring efforts
- Ranks second in the nation with 19 double-doubles through games on Feb. 12
- Made the John R. Wooden Award, Lute Olson and Naismith midseason watch lists for national player of the year and Naismith Defensive Player of the Year midseason watch list
- Kareem Abdul-Jabbar late season watch list for nation's best center
- Named Naismith Trophy Player of the Week after averaging 19.0 points and 18.0 rebounds per game in wins over Mississippi State and at No. 5 Kansas
- Five 20-rebound performances this season
 - Has 12 straight double-figure rebounding efforts, the most for UK since Dan Issel had 12 in 1969-70
 - Had 21 points and 22 rebounds vs. Mississippi State, the first 20-20 game for UK since 1976
 - Looking to become the first player to average at least 15 points and at least 15 rebounds per game since Drake's Lewis Lloyd (30.2 ppg, 15.0 rpg) and Alcorn State's Larry Smith (20.1 ppg, 15.1 rpg) did it in 1979-80
 - Recorded a career-high 30 points and 13 rebounds at Vanderbilt, the first Wildcat with at least 30 points and at least 10 rebounds since Patrick Patterson had 33 points and 11 boards vs. Tennessee State on Dec. 22, 2008
 - Posted 29 points and 17 rebounds vs. Georgia, the first UK player with at least 29 points and at least 17 rebounds in a game since Jamal Mashburn totaled 38 points and 19 boards vs. Eastern Kentucky on Dec. 8, 1992
 - Set a Rupp Arena record with 28 rebounds in the win over Western Kentucky, more than WKU's entire team (27)
 - It tied for the sixth-most rebounds in UK history and the most for a Wildcat in a regulation-length game in more than 52 years, when Dan Issel grabbed 29 rebounds vs. LSU on February 22, 1969
 - According to STATS, his 28 rebounds are the most in Division I college basketball since Kendall Gray from Delaware State recorded 30 at Coppin State on March 5, 2015
 - Named USBWA National Player of the Week, NCAA March Madness National Player of the Week and SEC Co-Player of the Week on Dec. 27 after the performance
 - Dominant in his UK debut with 17 points and a career-high 20 rebounds vs. No. 9/9 Duke
 - In addition to setting the Champions Classic record for rebounds, he also set the UK record for most boards in a Wildcat debut and set a Calipari era record high
 - First UK player with five games of at least 20 points and at least 15 rebounds since Kenny Walker did it five times in the 1984-85 season
 - Transferred to Kentucky in mid-January after a season and a half at West Virginia
 - Joined the team in early February but was not eligible for competition for the 2020-21 season under previous NCAA transfer rules; did practice with the team
 - Appeared in 10 games his sophomore season and averaged 8.5 points and 7.8 rebounds
 - Named to the 2019-20 All-Big 12 Conference Second Team and Big 12 All-Freshman Team in his first season
 - Led the team in scoring (11.2 points per game) and rebounding (9.3 boards per game)
 - Led WVU as a freshman with 19 games in double figures and 10 double-doubles
 - Led the country in offensive rebounding percentage (19.0%) in 2019-20
 - Two-time Pennsylvania state champion with 1,480 career points at Kennedy Catholic High School

BIO BLAST

Birthdate: Nov. 27

Parents: Kaya Rosalie and the late Mbuyi Tshiebwe

Major: Communication

Did you know ...
He moved to the U.S. at 16 and had not seen his family in person since then until this past summer

He chose 34 because ...
His favorite big man of all-time is Hakeem Olajuwon

Multilingual ...
He can speak six different languages

Game-By-Game Statistics*

Opponent	Date	GS	Min	FG-A	Pct.	3FG-A	Pct.	FT-A	Pct.	Off-Def-Tot	PF	Ast	TO	Blk	Stl	Pts
vs. #9/9 Duke	11/9/21	*	29	8-14	.571	0-0	.000	1-1	1.000	12-8-20	3	1	2	2	1	17
ROBERT MORRIS	11/12/21	*	29	5-11	.455	0-0	.000	4-6	.667	10-10-20	2	3	1	3	0	14
MOUNT ST. MARY'S	11/16/21	*	33	11-14	.786	0-0	.000	2-2	1.000	5-11-16	2	1	2	3	1	24
RV/- OHIO	11/19/21	*	20	0-3	.000	0-0	.000	0-0	.000	6-4-10	2	1	1	0	0	0
UALBANY	11/22/21	*	22	6-6	1.000	0-0	.000	0-1	.000	3-11-14	4	0	4	0	1	12
NORTH FLORIDA	11/26/21	*	32	5-9	.556	0-0	.000	2-3	.667	5-11-16	1	2	3	2	2	12
CENTRAL MICHIGAN	11/29/21	*	26	6-8	.750	0-0	.000	8-11	.727	7-9-16	3	0	0	1	3	20
SOUTHERN	12/7/21	*	24	9-11	.818	0-0	.000	5-7	.714	4-7-11	4	2	0	4	2	23
at Notre Dame	12/11/21	*	37	11-14	.786	0-0	.000	3-4	.750	3-4-7	1	1	1	2	3	25
vs. RV/RV UNC	12/18/21	*	22	7-12	.583	0-0	.000	2-3	.667	4-8-12	4	1	2	0	0	16
WESTERN KENTUCKY	12/22/21	*	35	6-12	.500	0-0	.000	2-2	1.000	5-23-28	1	0	2	1	3	14
MISSOURI	12/29/21	*	30	2-10	.200	0-0	.000	9-10	.900	7-13-20	4	0	4	2	1	13
HIGH POINT	12/31/21	*	25	7-8	.875	0-0	.000	1-2	.500	3-5-8	1	1	1	0	0	15
at #21/21 LSU	1/4/22	*	29	4-9	.444	0-0	.000	0-3	.000	4-9-13	2	0	2	1	2	8
GEORGIA	1/8/22	*	39	13-20	.650	0-0	.000	3-4	.750	5-12-17	4	1	0	2	1	29
at Vanderbilt	1/11/22	*	34	11-16	.688	0-0	.000	8-10	.800	2-11-13	2	1	0	0	1	30
#22/23 TENNESSEE	1/15/22	*	31	4-8	.500	0-0	.000	1-2	.500	3-9-12	2	0	2	0	3	9
at RV/RV Texas A&M	1/19/22	*	32	2-5	.400	0-0	.000	4-4	1.000	6-8-14	3	1	2	3	3	8
at #2/2 Auburn	1/22/22	*	38	7-12	.583	0-0	.000	2-2	1.000	4-10-14	1	1	1	4	2	16
MISSISSIPPI STATE	1/25/22	*	37	7-11	.636	0-0	.000	7-11	.636	7-15-22	3	1	4	1	3	21
at #5/5 Kansas	1/29/22	*	30	8-13	.615	0-0	.000	1-1	1.000	3-11-14	3	1	3	0	4	17
VANDERBILT	2/2/22	*	34	2-5	.400	0-0	.000	7-13	.538	4-13-17	4	3	4	1	4	11
at RV/RV Alabama	2/5/22	*	28	4-13	.308	0-0	.000	2-4	.500	5-10-15	4	1	3	1	4	10
at South Carolina	2/8/22	*	30	9-12	.750	0-0	.000	0-1	.000	3-11-14	3	2	4	3	2	18
FLORIDA	2/12/22	*	38	11-18	.611	0-0	.000	5-6	.833	10-9-19	1	2	2	0	3	27

Career Statistics

Year	GP-GS	Min-Avg	FG-FGA	Pct	3FG-FGA	Pct	FT-FTA	Pct	Off-Def-Tot-Avg	PF-FO	Ast	TO	Blk	Stl	Pts	Avg
2019-20	31-31	717-23.1	123-223	.552	0-0	.000	102-144	.708	128-159-287-9.3	85-1	11	53	32	23	348	11.2
2020-21	10-10	200-20.0	34-65	.523	0-0	.000	17-28	.607	38-40-78-7.8	25-1	7	12	4	4	85	8.5
2021-22	25-25	764-30.6	165-274	.602	0-0	.000	79-113	.699	130-252-382-15.3	64-0	27	50	36	49	409	16.4
TOTAL	66-66	1681-25.5	322-562	.573	0-0	.000	198-285	.695	296-451-747-11.3	174-2	45	115	72	76	842	12.8

LANCE WARE

Sophomore | Forward | 6-9 | 225 lbs | Camden, N.J. | Camden High School

55

[@lanceware55](#) | [@lance.ware](#)



2021-22 SEASON/CAREER HIGHS		
Points		
Season	5, MISSOURI (12/29/21)	
Career	8, at Missouri (2/3/21)	
Rebounds		
Season	7, FLORIDA (2/12/22)	
Career	13, at Mississippi State (1/2/21)	
Field Goals		
Season	2, 3x, FLORIDA (2/12/22)	
Career	3, 2x, last at Missouri (2/3/21)	
Field Goals Attempted		
Season	3, 2x, FLORIDA (2/12/22)	
Career	5, at Louisville (12/26/20)	
3-Point Field Goals		
Season	-	
Career	-	
3-Point Field Goals Attempted		
Season	-	
Career	-	
Free Throws		
Season	2, MISSOURI (12/29/21)	
Career	5, MISSOURI (12/29/21)	
Free Throws Attempted		
Season	6, MISSOURI (12/29/21)	
Career	6, MISSOURI (12/29/21)	
Assists		
Season	1, 2x, last MISSISSIPPI STATE (1/25/22)	
Career	4, at Mississippi State (1/2/21)	
Steals		
Season	1, 3x, last at Alabama (2/5/22)	
Career	2, vs. North Carolina (12/19/20)	
Blocked Shots		
Season	2, 2x, last VANDERBILT (2/2/22)	
Career	3, at Missouri (2/3/21)	
Minutes Played		
Season	14, FLORIDA (2/12/22)	
Career	35, at Mississippi State (1/2/21)	
MISCELLANEOUS		
	2021-22	CAREER
Dunks	9	12
Double-Figure Scoring Games	0	0
Double-Figure Rebounding Games	0	2
Games With Double-Double	0	0
Games Led UK in Scoring	0	0
Games Led UK in Rebounding	0	2
Games Led UK in Assists	0	0
Games Led UK in Steals	0	1
Games Led UK in Blocks	4	6
Games With 3+ Assists	0	1
Games With 3+ Blocks	0	1
Games With 3+ Steals	0	0
Games With 3+ Three-Pointers	0	0

- Scored four points and had a season-high seven rebounds against Florida
- Had four points and four rebounds in 10 effective minutes at No. 5 Kansas
- Scored a season-high five points -- all at the free-throw line -- in the victory over Missouri
- Grabbed four rebounds in a season-high 13 minutes in the victory vs. North Carolina
- Returned vs. North Florida after missing the previous three games with an ankle injury
- Played nine tough minutes for the Wildcats against No. 9/9 Duke. He contributed two points, two rebounds and a blocked shot
- Key reserve for the Wildcats who added physicality and quality rebounding in his freshman season
 - Appeared in 21 games with three starts
 - Enjoyed a season-best performance at Missouri with eight points, 10 rebounds and a career-high three blocks in 29 minutes
 - Seven points in the win vs. LSU
 - Instrumental in the nine-point comeback at Mississippi State with a career-high 13 rebounds, a career-high four assists and four points in a career-high 35 minutes
 - Solid breakthrough performance vs. North Carolina, scoring his first field goals in addition to seven rebounds in 21 minutes
- Averaged 11.8 points, 7.9 rebounds, 1.3 assists, 1.4 steals and 1.3 blocks at Camden High School, which won its final 25 games
 - Named the NJ.com Player of the Year and was a NJ.com All-State First Team selection
 - Averaged 14.4 points, 6.4 rebounds and 2.4 blocks per game
 - Four-star prospect ranked as high as No. 36 in the 2020 class by Rivals
 - Selected to the Allen Iverson Roundball Classic
- 7-foot-1 wingspan and 6.7% body fat

BIO BLAST

Birthday: Feb. 8

Parents: Monique Ripka and Stephen Ware

Major: Undeclared/exploratory studies in agriculture

Why No. 55 ...
Because it is unique

Rival motivation ...
Began pursuing basketball as a future career after meeting and training with Louisville great Pervis Ellison in middle school

Game-By-Game Statistics

Opponent	Date	GS	Min	FG-A	Pct.	3FG-A	Pct.	FT-A	Pct.	Off-Def-Tot	PF	Ast	TO	Blk	Stl	Pts
vs. #9/9 Duke	11/9/21	9	1-2	.500	0-0	.000	0-0	.000	1-1-2	2	0	1	1	0	2	
ROBERT MORRIS	11/12/21	1	0-0	.000	0-0	.000	0-0	.000	0-0-0	0	0	0	0	0	0	
MOUNT ST. MARY'S	11/16/21															
RV/- OHIO	11/19/21															
UALBANY	11/22/21															
NORTH FLORIDA	11/26/21	7	2-3	.667	0-0	.000	0-0	.000	0-1-1	1	0	1	0	0	4	
CENTRAL MICHIGAN	11/29/21	7	0-0	.000	0-0	.000	0-2	.000	0-1-1	1	0	0	1	0	0	
SOUTHERN	12/7/21	3	0-0	.000	0-0	.000	1-2	.500	0-0-0	1	0	1	0	0	1	
at Notre Dame	12/11/21															
vs. RV/RV UNC	12/18/21	13	0-1	.000	0-0	.000	1-2	.500	2-2-4	4	1	1	1	0	1	
WESTERN KENTUCKY	12/22/21															
MISSOURI	12/29/21	7	0-0	.000	0-0	.000	5-6	.833	0-3-3	1	0	0	0	0	5	
HIGH POINT	12/31/21	8	1-1	1.000	0-0	.000	0-0	.000	1-4-5	0	0	2	2	0	2	
at #21/21 LSU	1/4/22	13	1-1	1.000	0-0	.000	0-4	.000	0-3-3	2	0	2	0	1	2	
GEORGIA	1/8/22	1	1-1	1.000	0-0	.000	0-0	.000	0-0-0	1	0	0	0	0	2	
at Vanderbilt	1/11/22															
#22/23 TENNESSEE	1/15/22	8	1-1	1.000	0-0	.000	0-0	.000	0-1-1	4	0	1	0	1	2	
at RV/RV Texas A&M	1/19/22	5	1-1	1.000	0-0	.000	0-0	.000	0-0-0	0	0	0	1	0	2	
at #2/2 Auburn	1/22/22	2	0-0	.000	0-0	.000	0-0	.000	0-0-0	0	0	1	1	0	0	
MISSISSIPPI STATE	1/25/22	8	1-1	1.000	0-0	.000	0-0	.000	1-3-4	1	1	0	0	0	2	
at #5/5 Kansas	1/29/22	10	2-2	1.000	0-0	.000	0-0	.000	1-3-4	1	0	1	0	0	4	
VANDERBILT	2/2/22	6	0-0	.000	0-0	.000	1-2	.500	1-0-1	2	0	1	2	0	1	
at RV/RV Alabama	2/5/22	5	1-1	1.000	0-0	.000	0-0	.000	0-1-1	0	0	0	0	1	2	
at South Carolina	2/8/22	8	1-2	.500	0-1	.000	1-2	.500	1-1-2	2	0	0	1	0	3	
FLORIDA	2/12/22	14	2-3	.667	0-0	.000	0-1	.000	4-3-7	2	0	0	0	0	4	

Career Statistics

Year	GP-GS	Min-Avg	FG-FGA	Pct	3FG-FGA	Pct	FT-FTA	Pct	Off-Def-Tot-Avg	PF-FO	Ast	TO	Blk	Stl	Pts	Avg
2020-21	21-3	253-12.0	13-32	.406	0-0	.000	15-27	.556	24-39-63-3.0	41-1	8	19	11	6	41	2.0
2021-22	19-0	135-7.1	15-20	.750	0-1	.000	9-21	.429	12-27-39-2.1	25-0	2	12	10	3	39	2.1
TOTAL	40-3	388-9.7	28-52	.538	0-1	.000	24-48	.500	36-66-102-2.6	66-1	10	31	21	9	80	2.0

BOX SCORES

GAME ONE #9/9 DUKE 79, #10/11 KENTUCKY 71

Official Basketball Box Score - Final
Kentucky at Duke
11/02/21 Rupp Arena, Lexington
Attendance: 16,132

Kentucky - 71	NO. Name	Min	FG	3P	FT	Rebounds		Fouls	TP	AS	TO	ST	Blocks		+/-				
						OR	DR						BS	BA					
12	Keaton Brooks Jr.	F	16	4	0	1	3	2	1	9	0	2	0	0	1	1	0	-3	
34	Oscar Tobiashev	F	28	8	0	0	1	1	2	3	1	2	1	2	1	1	1	1	1
2	Salvath Wheeler	F	38	9	0	0	2	2	0	1	0	1	0	1	0	0	0	0	0
3	Ty Ty Washington Jr.	G	27	8	3	0	0	1	1	2	3	0	0	0	0	0	0	0	0
1	Keaton Brooks Jr.	G	30	6	3	0	2	2	0	0	1	0	0	1	0	0	0	0	0
10	Jacob Toppen	G	23	2	0	0	0	4	6	4	3	4	1	0	0	0	0	0	0
4	Damion Collins	G	02	0	0	0	0	0	0	0	0	0	1	0	0	0	0	0	0
20	Davon Mintz	G	22	1	0	0	1	1	1	3	1	6	0	0	0	0	0	0	0
23	Bryce Hopkins	G	02	0	0	0	0	0	0	0	0	0	0	0	0	0	0	0	0
55	Lance Ware	G	09	1	0	0	0	1	2	2	2	0	0	0	0	0	0	0	0
Team																			
Totals			29	77	18	25	40	21	15	13	4	0	15	3	4	8	2	0	0

Technical Fouls: NONE

Shooting By Period

1st	2nd	3rd	4th
50%	50%	50%	50%

Shooting By Player

Player	FG	3P	FT
Keaton Brooks Jr.	6/10	1/2	2/2
Oscar Tobiashev	8/10	0/0	0/0
Salvath Wheeler	9/10	0/0	0/0
Ty Ty Washington Jr.	8/10	3/3	0/0
Keaton Brooks Jr.	6/10	3/3	0/0
Jacob Toppen	2/3	0/0	4/6
Damion Collins	0/0	0/0	0/0
Davon Mintz	1/2	0/0	1/3
Bryce Hopkins	0/0	0/0	0/0
Lance Ware	1/2	0/0	2/2
Team			

Points From Turnovers

Player	Points
Keaton Brooks Jr.	13
Oscar Tobiashev	18
Salvath Wheeler	18
Ty Ty Washington Jr.	15
Keaton Brooks Jr.	15
Jacob Toppen	12
Damion Collins	0
Davon Mintz	3
Bryce Hopkins	0
Lance Ware	4
Team	

Biggest Lead 11 (1st 18:33) **Points from Turnovers** 7 **1st** 2nd

Best Scoring Run 11 (1st 18:33) **Paint** 38 **4th** 2nd

Lead Changes 11 (1st 18:33) **Second Chance** 16 **KEN** 35 **DUK** 31

Times Tied 3 **Fast Breaks** 7 **13** **DUK** 39 **40** 79

Time with Lead 02:07 35:24 **Bench** 11 9

GAME FOUR #13/11 KENTUCKY 77, RV/NR OHIO 59

Official Basketball Box Score - Final
Kentucky at Ohio
11/02/21 Rupp Arena, Lexington
Attendance: 15,200

Kentucky - 77	NO. Name	Min	FG	3P	FT	Rebounds		Fouls	TP	AS	TO	ST	Blocks		+/-					
						OR	DR						BS	BA						
12	Keaton Brooks Jr.	F	30	9	1	0	5	8	1	2	2	0	0	0	0	0	0	0	0	0
34	Oscar Tobiashev	F	20	2	0	0	1	1	1	0	1	0	0	0	0	0	0	0	0	0
2	Salvath Wheeler	F	25	8	0	0	4	3	1	2	0	0	0	0	0	0	0	0	0	0
3	Ty Ty Washington Jr.	G	36	8	0	0	1	0	1	1	1	0	0	0	0	0	0	0	0	0
1	Keaton Brooks Jr.	G	30	6	0	0	1	1	1	0	0	0	0	0	0	0	0	0	0	0
4	Damion Collins	G	07	2	1	0	0	0	0	0	0	0	0	0	0	0	0	0	0	0
20	Davon Mintz	G	22	1	0	0	2	1	1	1	1	0	0	0	0	0	0	0	0	0
23	Bryce Hopkins	G	02	0	0	0	0	0	0	0	0	0	0	0	0	0	0	0	0	0
11	Dontae Allen	G	01	0	0	0	0	0	0	0	0	0	0	0	0	0	0	0	0	0
Team																				
Totals			26	60	16	34	15	32	10	10	5	1	15	2	2	1	0	1	0	0

Technical Fouls: NONE

Shooting By Period

1st	2nd	3rd	4th
46%	50%	50%	50%

Shooting By Player

Player	FG	3P	FT
Keaton Brooks Jr.	9/10	1/2	0/0
Oscar Tobiashev	2/2	0/0	0/0
Salvath Wheeler	8/10	0/0	0/0
Ty Ty Washington Jr.	8/10	0/0	0/0
Keaton Brooks Jr.	6/10	0/0	0/0
Damion Collins	2/3	1/1	0/0
Davon Mintz	1/2	0/0	1/1
Bryce Hopkins	0/0	0/0	0/0
Dontae Allen	0/0	0/0	0/0
Team			

Points From Turnovers

Player	Points
Keaton Brooks Jr.	15
Oscar Tobiashev	4
Salvath Wheeler	16
Ty Ty Washington Jr.	8
Keaton Brooks Jr.	12
Damion Collins	4
Davon Mintz	2
Bryce Hopkins	0
Dontae Allen	0
Team	

Biggest Lead 11 (1st 12:51) **Points from Turnovers** 15 **6** **1st** **2nd**

Best Scoring Run 6 (1st 12:51) **Paint** 28 **30** **1st** **2nd**

Lead Changes 6 (1st 12:51) **Second Chance** 11 **KEN** 21 **OHU** 37 59

Times Tied 6 **Fast Breaks** 4 **6** **KEN** 40 **37** 77

Time with Lead 17:05 17:09 **Bench** 9 24

GAME TWO #10/11 KENTUCKY 100, ROBERT MORRIS 60

Official Basketball Box Score - Final
Robert Morris at Kentucky
11/02/21 Rupp Arena, Lexington
Attendance: 14,654

Robert Morris - 60	NO. Name	Min	FG	3P	FT	Rebounds		Fouls	TP	AS	TO	ST	Blocks		+/-					
						OR	DR						BS	BA						
2	Kaelen Spear	F	30	5	0	2	6	3	0	1	0	0	0	0	0	0	0	0	0	0
30	Justin Wynn	F	19	3	0	0	1	0	1	0	0	0	0	0	0	0	0	0	0	0
1	Michael Green III	G	21	5	1	0	1	1	2	0	0	0	0	0	0	0	0	0	0	0
3	Flamehorn Dunn	G	25	1	0	0	0	0	0	0	0	0	0	0	0	0	0	0	0	0
5	Enoch Cheeks	G	20	1	0	0	2	2	0	2	2	0	0	0	0	0	0	0	0	0
21	Matt Meyers	G	24	3	0	0	3	6	1	0	0	0	0	0	0	0	0	0	0	0
11	Jarvis Williams	G	22	1	0	0	1	1	1	1	1	4	2	0	0	0	0	0	0	0
31	Ferren Rawlins Jr.	F	21	2	0	0	1	1	3	0	0	0	1	0	0	0	0	0	0	0
4	Matha Acevedo	F	11	2	0	0	1	1	1	0	0	0	0	0	0	0	0	0	0	0
12	Chase Cook	G	00	0	0	0	0	0	0	0	0	0	0	0	0	0	0	0	0	0
Team																				
Totals			23	61	12	36	17	24	12	13	4	0	11	3	3	0	0	0	0	0

Technical Fouls: NONE

Shooting By Period

1st	2nd	3rd	4th
43%	43%	43%	43%

Shooting By Player

Player	FG	3P	FT
Kaelen Spear	5/10	0/0	0/0
Justin Wynn	3/6	0/0	0/0
Michael Green III	5/11	1/2	0/0
Flamehorn Dunn	1/5	0/0	0/0
Enoch Cheeks	1/4	0/0	0/2
Matt Meyers	3/6	0/0	0/0
Jarvis Williams	1/4	0/0	0/0
Ferren Rawlins Jr.	2/4	0/0	0/0
Matha Acevedo	2/4	0/0	0/0
Chase Cook	0/0	0/0	0/0
Team			

Points From Turnovers

Player	Points
Michael Green III	10
Justin Wynn	6
Enoch Cheeks	2
Jarvis Williams	2
Ferren Rawlins Jr.	4
Matha Acevedo	4
Team	

Biggest Lead 40 (1st 20:00) **Points from Turnovers** 9 **22** **1st** **2nd**

Best Scoring Run 9 (1st 20:00) **Paint** 24 **48** **1st** **2nd**

Lead Changes 0 (1st 20:00) **Second Chance** 8 **KEN** 54 **RMU** 30 60

Times Tied 0 **Fast Breaks** 6 **20** **KEN** 46 **54** 100

Time with Lead 00:00 39:43 **Bench** 0 20

GAME THREE #13/11 KENTUCKY 80, MOUNT ST. MARY'S 55

Official Basketball Box Score - Final
Mount St. Mary's at Kentucky
11/02/21 Rupp Arena, Lexington
Attendance: 10,227

Mount St. Mary's - 55	NO. Name	Min	FG	3P	FT	Rebounds		Fouls	TP	AS	TO	ST	Blocks		+/-					
						OR	DR						BS	BA						
13	Micah Orlum	F	24	1	0	2	3	2	0	3	4	1	1	1	0	0	0	0	0	0
22	Blake O'Keefe	F	35	4	0	0	2	2	3	1	1	0	0	0	0	0	0	0	0	0
42	Blake Jefferson	F	27	2	0	0	4	4	1	0	4	0	0	0	0	0	0	0	0	0
5	Allen Benjamin	G	26	3	0	0	1	0	0	1	1	1	0	0	0	0	0	0	0	0
23	Josh Reeves	G	30	1	0	0	0	0	0	0	0	0	0	0	0	0	0	0	0	0
21	Dequan Thomas	G	20	1	0	0	1	2	0	0	2	0	0	0	0	0	0	0	0	0
1	Dakota Leflew	G	06	2	0	0	4	4	0	0	0	0	0	0	0	0	0	0	0	0
24	Franklin Barton	G	13	0	0	0	2	0	0	0	0	0	0	0	0	0	0	0	0	0
3	Zan Payne	G	08	1	0	0	1	1	0	0	0	0	0	0	0	0	0	0	0	0
12	Jody Cordilla	G	01	0	0	0	0	0	0	0	0	0	0	0	0	0	0	0	0	0
11	Elligh Eilton	G	01	0	0	0	0	0	0	0	0	0	0	0	0	0	0	0	0	0
Team																				
Totals			18	55	10	33	12	25	17	17	5	1	16	2	0	0	0	0	0	0

Technical Fouls: NONE

Shooting By Period

1st	2nd	3rd	4th
40%	40%	40%	40%

Shooting By Player

Player	FG	3P	FT
Micah Orlum	1/2	0/0	0/0
Blake O'Keefe	4/8	0/0	0/0
Blake Jefferson	2/7	0/0	0/0
Allen Benjamin	3/6	0/0	0/0
Josh Reeves	1/4	0/0	0/0
Dequan Thomas	1/2	0/0	0/0
Dakota Leflew	2/4	0/0	0/0
Franklin Barton	0/2	0/0	0/0
Zan Payne	1/2	0/0	0/0
Jody Cordilla	0/0	0/0	0/0
Elligh Eilton	0/0	0/0	0/0
Team			

Points From Turnovers

Player	Points
Blake O'Keefe	8
Blake Jefferson	4
Allen Benjamin	6
Josh Reeves	2
Dequan Thomas	2
Dakota Leflew	4
Franklin Barton	0
Zan Payne	2
Jody Cordilla	0
Elligh Eilton	0
Team	

Biggest Lead 25 (1st 17:30) **Points from Turnovers** 15 **22** **1st** **2nd**

Best Scoring Run 9 (1st 17:30) **Paint** 28 **48** **1st** **2nd**

Lead Changes 15 (1st 17:30) **Second Chance** 6 **KEN** 27 **MSM** 28 55

Times Tied 2 **Fast Breaks** 4 **13** **KEN** 38

BOX SCORES

GAME 10 #21/21 KENTUCKY 98, RV/RV NORTH CAROLINA 69

Official Basketball Box Score - Final
Kentucky at Kentucky
11/21/22 - 11/21/22
2021-22 Men's Basketball

Game Time: 2:00 PM
Game Duration: 2:00
Attendance: 12,117

Officials: Terry Murray, Roger Ayers, Eric Curry

North Carolina - 69		Kentucky - 98											
NO. Name	Min	FG	SP	FT	Rebounds	Fouls	TP	AS	TS	Blocks	PTS	PF	ST
Min	FG	SP	FT	Rebounds	Fouls	TP	AS	TS	Blocks	PTS	PF	ST	
5 Armando Bacot	F 21:13	3/13	2/5	2/2	2	2	2	2	0	1	11	2	1
13 Davon Mitchell	F 21:38	1/10	0/5	0/0	1	1	1	0	0	0	4	0	0
24 Oscar Tshibuye	F 20:26	4/14	0/2	0/0	1	1	0	0	0	0	0	1	0
20 Colton Underhill	G 27:55	6/8	0/1	0/0	0	0	0	0	0	0	12	0	0
4 RJ Davis	F 29:31	3/8	0/3	4/6	0	1	1	1	1	0	10	0	0
45 Anthony Harris	G 15:34	0/0	0/0	2/2	0	0	1	0	0	0	4	0	0
24 Kevon Brooks Jr.	17:50	0/1	0/0	0/0	0	0	0	0	0	0	0	0	0
11 O'Meara Dunn	09:16	0/4	0/0	0/0	0	0	0	0	0	0	0	1	0
22 Justin McKay	09:16	0/0	0/0	2/2	0	0	0	0	0	0	0	0	0
3 Domtar Steyer	07:58	0/0	0/0	2/2	0	0	0	0	0	0	0	0	0

Shooting By Period
1st FG% 10/27 37.0%
2nd FG% 6/8 75.0%
3rd FG% 9/11 81.8%
4th FG% 13/17 76.5%
5th FG% 23/31 74.2%
FT% 11/22 50.0%
3PT% 1/3 33.3%
Dead Ball Rebounds: 2

Technical Fouls: NONE

Biggest lead 29 (11:20-11:26) 30 (11:27-12:13)
Best Scoring Run 6 (11:41-11:43) 11 (11:21-12:13)
Lead Changes 5
Times Tied 3
Time with Lead 00:04 38:10

GAME 11 #20/18 KENTUCKY 95, WESTERN KENTUCKY 60

Official Basketball Box Score - Final
Western KY at Kentucky
12/22/21 - 12/22/21
2021-22 Men's Basketball

Game Duration: 2:01
Attendance: 10,021

Officials: Doug Stone, Joe Lindsey, Jeffery Anderson

Western KY - 60		Kentucky - 95											
NO. Name	Min	FG	SP	FT	Rebounds	Fouls	TP	AS	TS	Blocks	PTS	PF	ST
Min	FG	SP	FT	Rebounds	Fouls	TP	AS	TS	Blocks	PTS	PF	ST	
3 Janus Hamilton	F 17:12	2/6	0/2	3/6	0	0	0	3	3	0	5	2	0
23 Jameson Sharp	G 24:26	3/4	0/0	3/3	3	3	3	6	3	0	0	0	0
14 Luke Hampton	G 34:20	1/6	0/5	2/2	0	0	4	4	2	0	1	1	0
20 Davon Mitchell	G 37:55	2/14	0/0	2/4	4	4	8	1	4	0	5	3	0
25 Cameron Justice	G 25:47	5/17	1/2	2/2	0	3	3	3	3	0	0	0	0
4 Jaydon Brooks Jr.	31:06	1/1	0/0	1/1	3	3	1	3	1	0	1	0	0
0 Darius Miles	05:58	2/5	0/1	0/0	2	2	2	2	0	0	4	0	0
13 Sherman Bradford	05:50	0/1	0/0	0/0	1	1	1	1	0	0	0	0	0
5 Noah Starunby	02:25	0/0	0/0	0/0	0	0	0	0	0	0	0	0	0
23 Bailey Conrad	01:59	0/0	0/0	0/0	0	0	0	0	0	0	0	0	0

Shooting By Period
1st FG% 11/32 34.4%
2nd FG% 1/9 11.1%
3rd FG% 5/4 125.0%
4th FG% 10/32 31.3%
5th FG% 15/21 71.4%
FT% 15/21 71.4%
3PT% 1/3 33.3%
Dead Ball Rebounds: 2

Technical Fouls: NONE

Biggest lead 29 (11:29-12:01)
Best Scoring Run 9 (11:29-12:01)
Lead Changes 2
Times Tied 5
Time with Lead 00:25 38:25

GAME 12 #18/17 KENTUCKY 83, MISSOURI 56

Official Basketball Box Score - Final
Missouri at Kentucky
12/22/21 - 12/22/21
2021-22 Men's Basketball

Game Time: 7:02 PM
Game Duration: 2:00
Attendance: 19,361

Officials: Don Day, Terry Murray, Ryan James

Missouri - 56		Kentucky - 83											
NO. Name	Min	FG	SP	FT	Rebounds	Fouls	TP	AS	TS	Blocks	PTS	PF	ST
Min	FG	SP	FT	Rebounds	Fouls	TP	AS	TS	Blocks	PTS	PF	ST	
23 Trevon Brazize	F 28:04	2/4	0/2	0/1	5	5	2	4	0	2	0	2	0
24 Kaleb Brown	F 22:44	2/9	0/3	2/2	3	3	2	3	1	1	1	1	1
0 Antonio Brockton	G 11:23	3/3	0/0	0/0	3	3	0	1	1	0	6	0	0
4 Javon Pickett	G 24:26	7/17	0/1	0/0	6	6	3	1	2	2	14	2	0
12 Dalton Gordon	F 21:58	4/10	0/1	0/0	3	4	8	2	0	0	8	1	0
11 Avery Kats	23:59	3/10	1/2	3/4	1	1	3	1	1	0	10	0	0
5 Jaron Coleman	24:25	4/9	2/6	0/1	4	5	1	1	0	3	5	0	0
21 Keaton Drough III	20:58	3/6	1/4	1/1	2	4	2	4	0	1	6	0	0
11 Vayra Kats	04:23	0/2	0/0	1/1	1	1	1	0	0	0	0	0	0
2 Sean Dungegood	11:19	2/6	1/2	0/0	1	1	1	0	0	0	4	0	0
32 Jordan Wilcox	00:20	0/0	0/0	0/0	0	0	0	0	0	0	0	0	0
13 Kaleb Brown	01:50	0/1	0/0	0/0	0	0	0	0	0	0	0	0	0

Shooting By Period
1st FG% 12/35 34.3%
2nd FG% 9/18 50.0%
3rd FG% 5/6 83.3%
4th FG% 10/32 31.3%
5th FG% 15/21 71.4%
FT% 15/21 71.4%
3PT% 1/3 33.3%
Dead Ball Rebounds: 1

Technical Fouls: NONE

Biggest lead 27 (0:25-1:01)
Best Scoring Run 10 (0:25-1:01)
Lead Changes 2
Times Tied 2
Time with Lead 00:04 38:10

GAME 13 #20/18 KENTUCKY 92, HIGH POINT 48

Official Basketball Box Score - Final
High Point at Kentucky
12/21/21 - 12/21/21
2021-22 Men's Basketball

Game Time: 12:00 PM
Game Duration: 2:00
Attendance: 11,020

Officials: Will Henton, Patrick Deen, Job Henson

Kentucky - 92		High Point - 48											
NO. Name	Min	FG	SP	FT	Rebounds	Fouls	TP	AS	TS	Blocks	PTS	PF	ST
Min	FG	SP	FT	Rebounds	Fouls	TP	AS	TS	Blocks	PTS	PF	ST	
5 Zach Austin	F 21:50	5/10	2/4	0/0	1	5	6	0	12	1	2	1	0
10 Emmanuel Izabror	G 17:40	3/5	0/0	0/0	2	2	2	2	2	0	6	0	0
34 Oscar Tshibuye	F 22:17	7/12	0/0	0/0	4	8	12	4	0	0	16	2	0
2 Sahriv Wheeler	F 21:43	12/15	0/0	2/2	1	3	3	26	8	0	24	0	0
2 Jaden House	G 31:30	3/14	0/2	0/0	4	2	0	1	8	2	9	0	0
5 Bryce Handman	G 22:30	1/1	0/0	0/0	0	1	2	1	2	1	2	0	0
4 Alex Holt	22:17	0/0	0/0	0/0	1	2	1	0	0	0	0	0	0
3 TyTy Washington Jr.	20:51	4/9	0/4	0/0	3	3	5	0	9	4	12	0	0
10 Davion Mitchell	18:22	1/14	0/4	0/0	1	2	6	2	0	0	2	0	0
4 Damien Collins	05:50	0/3	0/0	1/0	1	2	6	2	0	0	2	0	0
23 Bryce Hopkins	09:46	2/3	1/1	0/0	2	2	0	0	0	1	4	0	0
55 Lance Ware	18:41	0/1	0/0	1/2	2	2	4	4	1	1	1	1	0
14 Sherman Canasta	00:43	0/0	0/0	0/0	0	0	0	0	0	0	0	0	0
20 Zan Payne	00:43	0/0	0/0	0/0	0	0	0	0	0	0	0	0	0
25 Kareem Watkins	00:43	0/0	0/0	0/0	0	0	0	0	0	0	0	0	0

Shooting By Period
1st FG% 15/35 42.9%
2nd FG% 7/13 53.8%
3rd FG% 3/7 42.9%
4th FG% 14/33 42.4%
5th FG% 29/41 70.7%
FT% 5/8 62.5%
3PT% 5/15 33.3%
Dead Ball Rebounds: 1

Technical Fouls: NONE

Biggest lead 44 (11:18-12:04)
Best Scoring Run 10 (11:18-12:04)
Lead Changes 2
Times Tied 1
Time with Lead 00:14 38:10

GAME 14 #21/21 LU 65, #16/13 KENTUCKY 60

Official Basketball Box Score - Final
Kentucky at Louisiana
12/21/21 - 12/21/21
2021-22 Men's Basketball

Game Duration: 2:14
Attendance: 11,020

Officials: Joe Lindsey, Mike Ryan, Chuck Jones

Kentucky - 60		Louisiana - 65											
NO. Name	Min	FG	SP	FT	Rebounds	Fouls	TP	AS	TS	Blocks	PTS	PF	ST
Min	FG	SP	FT	Rebounds	Fouls	TP	AS	TS	Blocks	PTS	PF	ST	
12 Keon Brooks Jr.	F 14:16	0/3	0/1	2/2	1	2	3	1	3	2	0	0	1
34 Oscar Tshibuye	F 25:27	4/9	0/0	0/0	3	4	9	13	4	0	8	2	2
2 Sahriv Wheeler	G 03:53	0/1	0/0	0/0	2	1	1	2	0	0	0	0	0
3 TyTy Washington Jr.	G 24:28	2/9	1/3	0/0	2	4	2	2	5	4	6	1	1
4 Jaden House	G 34:53	6/13	0/2	1/1	1	2	3	13	5	0	12	0	0
10 Davion Mitchell	26:22	5/9	0/0	2/2	3	3	2	3	12	6	11	0	0
4 Damien Collins	05:55	2/2	0/0	0/0	0	0	0	0	0	1	4	0	0
20 Zan Payne	05:31	1/3	0/0	0/0	3	3	0	0	0	0	2	0	0
23 Bryce Hopkins	05:29	0/1	0/0	0/0	0	0	0	0	0	0	0	0	0
14 Sherman Canasta	01:59	0/0	0/0	0/0	0	0	0	0	0	0	0	0	0

Shooting By Period
1st FG% 10/22 45.5%
2nd FG% 4/7 57.1%
3rd FG% 5/6 83.3%
4th FG% 23/37 62.2%
5th FG% 7/8 87.5%
FT% 5/8 62.5%
3PT% 1/3 33.3%
Dead Ball Rebounds: 1

Technical Fouls: NONE

Biggest lead 38 (0:25-1:01)
Best Scoring Run 10 (0:25-1:01)
Lead Changes 2
Times Tied 5
Time with Lead 00:25 38:25

GAME 15 #16/13 KENTUCKY 92, GEORGIA 77

Official Basketball Box Score - Final
Kentucky at Georgia
12/21/21 - 12/21/21
2021-22 Men's Basketball

Game Time: 6:00 PM
Game Duration: 2:00
Attendance: 19,340

Officials: Arthur Jones, Rick Roberts, Owen Short

Kentucky - 92		Georgia - 77											
NO. Name	Min	FG	SP	FT	Rebounds	Fouls	TP	AS	TS	Blocks	PTS	PF	ST
Min	FG	SP	FT	Rebounds	Fouls	TP	AS	TS	Blocks	PTS	PF	ST	
23 Braeden Bridges	F 33:40	4/8	0/0	2/2	4	4	3	10	1	1	10	0	1
15 Aaron Cook	F 35:05	6/14	1/3	4/4	0	1	3	14	17	5	17	1	0
20 Noah Baumann	G 31:34	4/6	0/1	3/3	2	2	2	2	14	1	11	0	0
3 Karlo Osobudo	34:11	7/14	5/5	7/7	0	7	7	2	22	2	22	0	0
11 Jaxon Esser	22:17	1/1	1/1	0/0	1	1	2	3	11	9	2	0	0
11 Jabiri Abdu-Rahim	16:47	3/3	1/2	3/4	0	3	3	1	6	0	9	1	0
4 Tyson McMillan	03:09	0/0	0/0	0/0	0	0	0	0	0	0	0	0	0
11 Courtney Wright	02:58	0/0	0/0	0/0	0	0	0	0	0	0	0	0	0
12 Josh Taylor	03:11	1/1	0/0	0/0	0	0	0	0	0	0	2	0	0

Shooting By Period
1st FG% 15/35 42.9%
2nd FG% 11/17 64.7%
3rd FG% 2/3 66.7%
4th FG% 21/33 63.6%
5th FG% 13/16 81.3%
FT% 11/12 91.7%
3PT% 7/14 50.0%
Dead Ball Rebounds: 4

Technical Fouls: NONE

Biggest lead 25 (8:17-10:21)
Best Scoring Run 12 (11:18-12:13)
Lead Changes 2
Times Tied 2
Time with Lead 00:24 37:18

GAME 16 #18/17 KENTUCKY 78, VANDERBILT 66

Official Basketball Box Score - Final
Kentucky at Vanderbilt
12/21/21 - 12/21/21
2021-22 Men's Basketball

Game Time: 6:02 PM
Game Duration: 2:00
Attendance: 14,535

Officials: Doug Stone, Tony Green, Keith Schell

Kentucky - 78		Vanderbilt - 66											
NO. Name	Min	FG	SP	FT	Rebounds	Fouls	TP	AS	TS	Blocks	PTS	PF	ST
Min	FG	SP	FT	Rebounds	Fouls	TP	AS	TS	Blocks	PTS	PF	ST	
12 Keon Brooks Jr.	F 22:44	1/2	0/1	0/0	2	2	3	1	0	0	2	0	0
34 Oscar Tshibuye	F 24:55	11/16	0/0	0/0	2	2	7	3	11	0	22	2	0
3 TyTy Washington Jr.	G 36:35	6/11	1/2	2/4	0	4	1	2	11	2	11	0	0
10 Davion Mitchell	G 32:39	3/8	0/0	1/1	2	3	1	9	0	0	7	0	0
31 Kellen Grady	F 34:33	4/9	0/2	0/0	1	0	1	0	2	0	8	0	0
0 Jacon Toppin	17:19	2/4	0/0	1/4	1	1	1	4	3	0	5	1	0
10 Damien Collins	14:42	0/0	0/0	1/2	2	2	4	1	2	0	2	0	0
4 Damien Collins	05:05	0/2	0/0	1/2	1	1	2						

BOX SCORES

GAME 19

#2/2 AUBURN 80, #12/12 KENTUCKY 71



Official Basketball Box Score - Final
Kentucky at Auburn
 01/20/22 Auburn Arena, Auburn
 2021-22 Men's Basketball

Game Time: 12:00 PM
 Game Duration: 1:32
 Attendance: 1,921



Record: 13-4 (4-2)

NO. Name	Min	FG	SP	FT	Rebounds	Fouls	TP	AS	TS	ST	Blocks		Shooting By Period		
											BS	BA	1 st FG	2 nd FG	
12 Keon Brooks Jr.	22:05	9-17	1-4	2-2	4	2	3	1	4	2	0	0	1	1	27%
34 Oscar Tshabehe	17:23	4-10	1-1	2-2	2	3	2	5	1	3	0	0	3	3	16%
3 TyTy Washington Jr.	38:02	7-12	0-0	2-2	4	10	14	1	16	1	2	4	1	3	28%
2 Sahvir Wheeler	30:44	7-12	1-1	2-2	0	0	3	3	17	4	0	0	0	4	33%
31 TyTy Washington Jr.	26:29	2-4	0-0	0	0	1	7	1	10	1	0	0	1	1	17%
31 Kellan Grady	4:00	4-9	4-7	3-4	2	2	2	3	17	2	0	0	0	4	89%
6 Jacob Toppin	18:06	3-6	0-0	1	0	1	5	1	6	1	2	0	0	1	20%
55 Lance Ware	01:58	0-0	0-0	0	0	0	0	0	0	0	0	0	0	0	0%
10 Davion Mintz	31:35	2-7	0-2	1-1	1	2	6	4	9	0	0	0	0	1	14%
23 Bryce Hopkins	00:42	0-1	0-0	0-0	1	0	0	0	0	0	0	0	0	0	0%
11 Dontae Allen	02:08	0-0	0-0	0	0	0	2	0	0	0	0	0	0	0	0%
Team		62	2-2	4	0	3	0	3	76	2	0	0	0	3	33%

Technical Fouls: NONE
 Shooting By Period: 1st FG: 14-29 (48.3%), 2nd FG: 2-6 (33.3%), 3rd FG: 3-7 (42.9%), 4th FG: 1-3 (33.3%)
 Team Rebounds: 10, Team Fouls: 22, Team Turnovers: 12



Record: 17-4

NO. Name	Min	FG	SP	FT	Rebounds	Fouls	TP	AS	TS	ST	Blocks		Shooting By Period		
											BS	BA	1 st FG	2 nd FG	
12 Keon Brooks Jr.	19:28	9-16	0-1	5-5	3	8	3	5	27	1	0	0	0	1	27%
34 Oscar Tshabehe	10:04	8-19	0-0	1-1	3	11	3	14	3	1	0	0	0	3	33%
2 Sahvir Wheeler	02:33	3-7	1-2	0-0	1	2	2	3	17	3	0	0	0	3	33%
3 TyTy Washington Jr.	02:09	1-9	0-4	0	0	3	0	2	25	3	0	0	0	2	11%
31 Kellan Grady	07:02	4-7	4-7	0	0	3	1	2	12	0	0	0	0	2	57%
3 Dajuan Harris	02:46	0-0	0-0	0	0	1	2	1	13	0	0	0	0	0	0%
10 Davion Mintz	06:56	2-4	0-1	2-2	1	3	1	0	4	0	0	0	0	1	25%
55 Lance Ware	09:56	2-2	0-0	1	3	1	0	1	0	0	0	0	0	1	50%
10 Davion Mintz	18:28	0-3	0-3	0-1	1	1	0	0	0	0	0	0	0	0	0%
Team		31-61	12-16	12-29	41	11	30	13	62	17	0	0	0	1	31%

Technical Fouls: NONE
 Shooting By Period: 1st FG: 15-28 (53.6%), 2nd FG: 8-19 (42.1%), 3rd FG: 6-18 (33.3%), 4th FG: 2-6 (33.3%)
 Team Rebounds: 19, Team Fouls: 24, Team Turnovers: 15

GAME 20

#12/13 KENTUCKY 82, MISSISSIPPI STATE 74 OT



Official Basketball Box Score - Final
Mississippi St. at Kentucky
 01/20/22 Rasmussen Arena, Lexington
 2021-22 Men's Basketball

Game Time: 12:00 PM
 Game Duration: 2:24
 Attendance: 18,144



Record: 15-4 (6-2)

NO. Name	Min	FG	SP	FT	Rebounds	Fouls	TP	AS	TS	ST	Blocks		Shooting By Period		
											BS	BA	1 st FG	2 nd FG	
12 Keon Brooks Jr.	30:00	5-10	0-1	2-2	2	4	2	1	12	2	0	1	0	1	50%
34 Oscar Tshabehe	27:31	7-11	0-0	7-11	7	16	22	8	21	4	3	0	1	8	64%
2 Sahvir Wheeler	02:20	5-10	0-0	5-7	0	0	0	0	15	6	2	1	0	1	50%
10 Davion Mintz	06:51	2-9	0-0	0-0	0	2	2	4	4	2	1	0	1	1	11%
31 Kellan Grady	04:35	7-16	4-11	0-0	2	2	2	1	18	2	0	0	0	4	43%
23 Bryce Hopkins	06:28	3-11	0-0	0-0	0	0	0	0	2	0	1	1	0	2	27%
0 Jacob Toppin	05:33	1-2	1-1	0-0	2	2	2	0	0	1	0	0	0	2	50%
4 Damien Collins	00:59	0-0	0-0	0-0	0	0	0	0	0	0	0	0	0	0	0%
55 Lance Ware	07:29	0-1	0-0	0-0	1	3	1	0	1	0	0	0	0	0	0%
11 Dontae Allen	17:31	2-6	1-5	0-0	2	3	1	5	0	1	0	1	0	1	33%
Team		31-66	6-23	14-23	13	32	44	20	59	16	17	5	4	3	

Technical Fouls: NONE
 Shooting By Period: 1st FG: 12-22 (54.5%), 2nd FG: 16-33 (48.5%), 3rd FG: 14-30 (46.7%), 4th FG: 10-17 (58.8%)
 Team Rebounds: 39, Team Fouls: 36, Team Turnovers: 18



Record: 19-3

NO. Name	Min	FG	SP	FT	Rebounds	Fouls	TP	AS	TS	ST	Blocks		Shooting By Period		
											BS	BA	1 st FG	2 nd FG	
10 Jacob Wilson	01:24	3-10	0-0	0-0	8	2	7	2	17	2	0	0	0	7	30%
33 David McCormack	15:32	1-2	0-0	1-2	0	1	1	1	3	0	0	0	0	1	50%
2 Christian Braun	03:28	5-11	1-3	2-2	3	5	1	2	13	3	1	0	0	1	45%
3 Dajuan Harris	02:46	0-0	0-0	0-0	0	1	2	6	4	2	1	0	0	1	0%
30 Ochai Agaji	03:35	4-11	2-4	3-4	2	2	3	1	13	3	1	0	0	1	36%
11 Remy Martin	03:55	2-4	2-2	0-0	0	0	1	3	5	1	0	0	0	1	50%
44 Mitch Lightfoot	13:25	2-5	0-0	2-2	4	3	7	1	16	0	0	0	0	2	40%
55 Jacob Coleman-Lands	05:22	1-2	0-0	0-0	0	0	1	2	0	0	0	0	0	0	0%
24 KJ Adams Jr.	11:02	2-2	0-0	0-0	0	0	0	0	0	0	0	0	0	0	0%
0 Bobby Poindexter	10:16	1-1	0-0	0-0	0	0	0	0	0	0	0	0	0	0	0%
1 Joseph Yesulu	03:30	0-1	0-0	0-0	0	1	1	0	0	0	0	0	0	0	0%
Team		34-50	6-10	11-10	7	22	29	13	62	11	13	1	4	3	

Technical Fouls: NONE
 Shooting By Period: 1st FG: 13-33 (39.4%), 2nd FG: 11-28 (39.3%), 3rd FG: 9-23 (39.1%), 4th FG: 10-23 (43.5%)
 Team Rebounds: 19, Team Fouls: 18, Team Turnovers: 11

GAME 21

#5/7 KENTUCKY 77, VANDERBILT 70



Official Basketball Box Score - Final
Kentucky at Kentucky
 01/20/22 Rasmussen Arena, Lexington
 2021-22 Men's Basketball

Game Time: 7:00 PM
 Game Duration: 2:10
 Attendance: 14,818



Record: 14-4 (7-2)

NO. Name	Min	FG	SP	FT	Rebounds	Fouls	TP	AS	TS	ST	Blocks		Shooting By Period		
											BS	BA	1 st FG	2 nd FG	
12 Keon Brooks Jr.	22:53	5-11	1-3	3-3	1	7	2	11	2	2	0	2	1	2	41%
34 Oscar Tshabehe	26:29	4-9	0-0	3-7	7	9	5	7	9	0	0	0	0	3	44%
2 Sahvir Wheeler	03:53	1-3	0-0	1-1	0	2	0	0	1	0	0	0	0	1	33%
3 TyTy Washington Jr.	08:09	5-10	0-0	2-2	1	3	2	0	3	0	0	0	0	2	50%
31 Kellan Grady	01:38	4-9	4-9	0-0	1	1	4	0	2	0	0	0	0	3	44%
4 Jordan Wright	02:37	3-9	2-2	3-3	1	1	1	1	14	0	0	0	0	1	33%
55 Lance Ware	00:32	0-0	0-0	0-0	0	0	0	0	0	0	0	0	0	0	0%
11 Liam Robbins	13:26	0-0	0-0	1-1	2	4	0	0	1	1	1	0	0	1	0%
10 Davion Mintz	11:30	0-2	0-2	0-0	1	1	2	0	2	0	0	0	0	0	0%
9 Tysh Lawrence	11:28	1-1	0-0	2-2	2	2	0	0	0	0	0	0	0	1	50%
12 Tray Thomas	16:11	2-5	1-4	0-0	1	1	1	1	5	0	0	0	0	1	20%
Team		24-52	11-19	23-30	27	30	18	5	5	1	3	1	3	7	

Technical Fouls: NONE
 Shooting By Period: 1st FG: 11-20 (55%), 2nd FG: 8-19 (42.1%), 3rd FG: 10-24 (41.7%), 4th FG: 5-12 (41.7%)
 Team Rebounds: 34, Team Fouls: 23, Team Turnovers: 12



Record: 19-4 (9-2)

NO. Name	Min	FG	SP	FT	Rebounds	Fouls	TP	AS	TS	ST	Blocks		Shooting By Period		
											BS	BA	1 st FG	2 nd FG	
12 Keon Brooks Jr.	32:14	9-20	0-0	3-4	2	7	2	3	15	5	2	0	0	2	33%
34 Oscar Tshabehe	00:02	9-10	0-0	1-1	3	11	3	14	3	3	1	0	0	3	70%
2 Sahvir Wheeler	06:47	0-5	0-1	4-4	0	4	4	4	11	5	1	0	0	1	0%
3 TyTy Washington Jr.	02:26	6-10	1-2	0-0	3	2	2	14	3	3	0	0	0	1	50%
31 Kellan Grady	08:14	1-0	0-0	0-0	0	0	0	0	0	0	0	0	0	0	0%
3 Dajuan Harris	06:16	4-6	0-0	2-2	1	3	0	1	10	0	0	0	0	1	67%
55 Lance Ware	08:06	1-2	0-1	1-2	2	2	0	0	1	0	0	0	0	1	0%
10 Davion Mintz	19:39	3-6	3-5	1-2	0	2	4	2	10	2	0	0	0	1	50%
4 Damien Collins	03:22	0-1	0-0												



THE STAT CREW SYSTEM
Kentucky Combined Team Statistics (as of Feb 12, 2022)
All games



RECORD:	OVERALL	HOME	AWAY	NEUTRAL
ALL GAMES	21-4	15-0	5-3	1-1
CONFERENCE	10-2	6-0	4-2	0-0
NON-CONFERENCE	11-2	9-0	1-1	1-1

#	Player	gp-gs	min	Total		3-Point		F-Throw		Rebounds				pf	dq	a	to	blk	stl	pts	avg				
				fg	fqa	fg%	3fg	3fqa	3fg%	ft	fcta	ft%	off									def	tot	avg	
34	Tshiebwe, Oscar	25-25	764	30.6	165-274	.602	0-0	.000	79-113	.699	130	252	382	15.3	64	0	27	50	36	49	409	16.4			
03	TyTy Washington Jr.	24-24	707	29.5	126-264	.477	27-78	.346	28-38	.737	16	74	90	3.8	37	0	99	40	5	30	307	12.8			
31	Grady, Kellan	25-25	817	32.7	105-224	.469	73-167	.437	19-28	.679	7	44	51	2.0	22	0	26	16	2	21	302	12.1			
12	Brooks Jr., Keion	24-24	588	24.5	106-216	.491	5-22	.227	51-69	.739	38	72	110	4.6	41	0	25	31	16	12	268	11.2			
02	Sahvir Wheeler	23-23	696	30.3	88-198	.444	10-36	.278	36-44	.818	13	36	49	2.1	54	0	165	69	1	29	222	9.7			
10	Mintz, Davion	22-2	518	23.5	64-161	.398	35-95	.368	32-44	.727	13	40	53	2.4	30	0	41	24	2	10	195	8.9			
00	Jacob Toppin	20-1	307	15.4	45-79	.570	2-3	.667	25-32	.781	21	41	62	3.1	25	1	23	11	11	9	117	5.9			
04	Daimion Collins	21-1	183	8.7	29-49	.592	0-3	.000	13-15	.867	16	34	50	2.4	32	0	4	14	19	6	71	3.4			
11	Allen, Dontaie	15-0	116	7.7	15-50	.300	7-37	.189	4-4	1.000	5	17	22	1.5	10	0	6	4	3	2	41	2.7			
23	Hopkins, Bryce	22-0	155	7.0	19-47	.404	5-15	.333	4-7	.571	14	18	32	1.5	13	0	7	14	3	4	47	2.1			
55	Ware, Lance	19-0	135	7.1	15-20	.750	0-1	.000	9-21	.429	12	27	39	2.1	25	0	2	12	10	3	39	2.1			
20	Payne, Zan	9-0	13	1.4	2-6	.333	0-3	.000	4-4	1.000	0	2	2	0.2	1	0	0	1	0	1	8	0.9			
14	Canada, Brennan	9-0	13	1.4	3-4	.750	0-1	.000	0-0	.000	1	0	1	0.1	0	0	1	0	1	0	6	0.7			
25	Watkins, Kareem	9-0	13	1.4	0-1	.000	0-0	.000	0-0	.000	1	2	3	0.3	2	0	2	3	0	2	0	0.0			
Team											37	46	83												8
Total.....		25	5025		782-1593	.491	164-461	.356	304-419	.726	324	705	1029	41.2	356	1	428	297	109	178	2032	81.3			
Opponents.....		25	5025		600-1488	.403	151-521	.290	254-364	.698	219	537	756	30.2	385	6	273	322	70	152	1605	64.2			

TEAM STATISTICS	UK	OPP	Date	Opponent	Score	Att.	
SCORING	2032	1605	1	11/09/21	vs #9/9 Duke	L 71-79	18132
Points per game	81.3	64.2	2	11/12/21	ROBERT MORRIS	w 100-60	18454
Scoring margin	+17.1	-	2	11/16/21	MOUNT ST. MARY'S	w 80-55	18227
FIELD GOALS-ATT	782-1593	600-1488	2	11/19/21	OHIO	w 77-59	19045
Field goal pct	.491	.403	2	11/22/21	ALBANY (NY)	w 86-61	18201
3 POINT FG-ATT	164-461	151-521		11/26/21	NORTH FLORIDA	w 86-52	19350
3-point FG pct	.356	.290		11/29/21	CENTRAL MICH.	w 85-57	18080
3-pt FG made per game	6.6	6.0	3	12/07/21	SOUTHERN U.	w 76-64	18947
FREE THROWS-ATT	304-419	254-364		12/11/21	at Notre Dame	L 62-66	8283
Free throw pct	.726	.698	4	12/18/21	vs RV/RV North Carolina	w 98-69	12117
F-Throws made per game	12.2	10.2		12/22/21	WESTERN KY.	w 95-60	20221
REBOUNDS	1029	756	*	12/29/21	MISSOURI	w 83-56	19361
Rebounds per game	41.2	30.2		12/31/21	HIGH POINT	w 92-48	19735
Rebounding margin	+10.9	-	*	01/04/22	at #21/21 LSU	L 60-65	11808
ASSISTS	428	273	*	01/08/22	GEORGIA	w 92-77	19343
Assists per game	17.1	10.9	*	01/11/22	at Vanderbilt	w 78-66	8343
TURNOVERS	297	322	*	01/15/22	#22/23 TENNESSEE	w 107-79	20278
Turnovers per game	11.9	12.9	*	01/19/22	at RV/RV TEXAS A&M	w 64-58	14036
Turnover margin	+1.0	-	*	01/22/22	at #2/2 Auburn	L 71-80	9121
Assist/turnover ratio	1.4	0.8	*	01/25/22	MISSISSIPPI ST.	wot 82-74	18144
STEALS	178	152	5	01/29/22	at #5/5 Kansas	w 80-62	16300
Steals per game	7.1	6.1	*	02/02/22	VANDERBILT	w 77-70	19418
BLOCKS	109	70	*	02/05/22	at RV/RV Alabama	w 66-55	12477
Blocks per game	4.4	2.8	*	02/08/22	at South Carolina	w 86-76	12009
ATTENDANCE	287187	122626	*	02/12/22	FLORIDA	w 78-57	20383
Home games-Avg/Game	15-19146	8-11547					
Neutral site-Avg/Game	-	2-15124					

1 = Champions Classic (Madison Square Garden | New York)
2 = The Kentucky Classic (Rupp Arena | Lexington, Ky.)
3 = Unity Series (Rupp Arena | Lexington, Ky.)
4 = CBS Sports Classic (T-Mobile Arena | Las Vegas)
5 = Big 12/SEC Challenge (Allen Fieldhouse | Lawrence, Kan.)
* = Conference game

Score by Periods	1st	2nd	OT	Totals
Kentucky	976	1046	10	2032
Opponents	758	845	2	1605



THE STAT CREW SYSTEM
Kentucky Combined Team Statistics (as of Feb 12, 2022)
Conference games only



RECORD:	OVERALL	HOME	AWAY	NEUTRAL
ALL GAMES	10-2	6-0	4-2	0-0
CONFERENCE	10-2	6-0	4-2	0-0
NON-CONFERENCE	0-0	0-0	0-0	0-0

#	Player	gp-gs	min	avg	Total		3-Point		F-Throw		Rebounds				pf	dq	a	to	blk	stl	pts	avg								
					fg-fga	fg%	3fg-fga	3fg%	ft-fla	ft%	off	def	tot	avg																
34	Tshiebwe, Oscar	12-12	400	33.3	76-139	.547	0-0	.000	48-70	.686	60	130	190	15.8	33	0	13	28	18	29	200	16.7								
03	TyTy Washington Jr.	11-11	308	28.0	56-118	.475	10-32	.313	15-21	.714	5	34	39	3.5	19	0	45	19	2	15	137	12.5								
31	Grady, Kellan	12-12	440	36.7	50-120	.417	33-89	.371	11-14	.786	4	18	22	1.8	17	0	13	11	1	9	144	12.0								
10	Mintz, Davion	12-2	324	27.0	43-101	.426	26-59	.441	17-22	.773	3	21	24	2.0	20	0	25	16	1	6	129	10.8								
12	Brooks Jr., Keion	12-12	304	25.3	48-98	.490	2-8	.250	25-34	.735	18	34	52	4.3	25	0	18	15	8	7	123	10.3								
02	Sahvir Wheeler	10-10	293	29.3	34-77	.442	5-13	.385	19-25	.760	1	15	16	1.6	20	0	65	27	0	11	92	9.2								
00	Jacob Toppin	11-1	166	15.1	24-42	.571	1-1	1.000	14-17	.824	11	21	32	2.9	17	1	10	5	5	6	63	5.7								
55	Ware, Lance	11-0	77	7.0	9-11	.818	0-1	.000	7-15	.467	7	15	22	2.0	15	0	1	5	5	3	25	2.3								
20	Payne, Zan	1-0	1	1.0	0-0	.000	0-0	.000	2-2	1.000	0	0	0	0.0	0	0	0	0	0	0	2	2.0								
04	Daimion Collins	9-0	41	4.6	4-10	.400	0-0	.000	6-6	1.000	2	11	13	1.4	8	0	0	3	2	1	14	1.6								
23	Hopkins, Bryce	10-0	42	4.2	4-11	.364	1-1	1.000	1-2	.500	3	5	8	0.8	7	0	2	5	1	1	10	1.0								
11	Allen, Dontaie	7-0	27	3.9	2-7	.286	1-6	.167	0-0	.000	2	1	3	0.4	6	0	0	1	1	0	5	0.7								
14	Canada, Brennan	1-0	1	1.0	0-0	.000	0-0	.000	0-0	.000	0	0	0	0.0	0	0	0	0	1	0	0	0.0								
25	Watkins, Kareem	1-0	1	1.0	0-0	.000	0-0	.000	0-0	.000	0	0	0	0.0	0	0	0	1	0	0	0	0.0								
Team											14	19	33												7					
Total.....		12	2425	350-734		.477	79-210	.376	165-228	.724	130	324	454	37.8	187	1	192	143	45	88	944	78.7								
Opponents.....		12	2425	300-711		.422	78-263	.297	135-199	.678	112	287	399	33.2	206	5	144	159	35	69	813	67.8								

TEAM STATISTICS	UK	OPP	Date	Opponent	Score	Att.	
SCORING	944	813	* 12/29/21	MISSOURI	w 83-56	19361	
Points per game	78.7	67.8	* 01/04/22	at #21/21 LSU	L 60-65	11808	
Scoring margin	+10.9	-	* 01/08/22	GEORGIA	w 92-77	19343	
FIELD GOALS-ATT	350-734	300-711	* 01/11/22	at Vanderbilt	w 78-66	8343	
Field goal pct	.477	.422	* 01/15/22	#22/23 TENNESSEE	w 107-79	20278	
3 POINT FG-ATT	79-210	78-263	* 01/19/22	at RV/RV TEXAS A&M	w 64-58	14036	
3-point FG pct	.376	.297	* 01/22/22	at #2/2 Auburn	L 71-80	9121	
3-pt FG made per game	6.6	6.5	* 01/25/22	MISSISSIPPI ST.	Wot 82-74	18144	
FREE THROWS-ATT	165-228	135-199	* 02/02/22	VANDERBILT	w 77-70	19418	
Free throw pct	.724	.678	* 02/05/22	at RV/RV Alabama	w 66-55	12477	
F-Throws made per game	13.8	11.3	* 02/08/22	at South Carolina	w 86-76	12009	
REBOUNDS	454	399	* 02/12/22	FLORIDA	w 78-57	20383	
Rebounds per game	37.8	33.2					
Rebounding margin	+4.6	-					
ASSISTS	192	144	1 = Champions Classic (Madison Square Garden New York)				
Assists per game	16.0	12.0	2 = The Kentucky Classic (Rupp Arena Lexington, Ky.)				
TURNOVERS	143	159	3 = Unity Series (Rupp Arena Lexington, Ky.)				
Turnovers per game	11.9	13.3	4 = CBS Sports Classic (T-Mobile Arena Las Vegas)				
Turnover margin	+1.3	-	5 = Big 12/SEC Challenge (Allen Fieldhouse Lawrence, Kan.)				
Assist/turnover ratio	1.3	0.9	* = Conference game				
STEALS	88	69					
Steals per game	7.3	5.8					
BLOCKS	45	35					
Blocks per game	3.8	2.9					
ATTENDANCE	116927	67794					
Home games-Avg/Game	6-19488	6-11299					
Neutral site-Avg/Game	-	0-0					

Score by Periods	1st	2nd	OT	Totals
Kentucky	453	481	10	944
Opponents	373	438	2	813



THE STAT CREW SYSTEM
Kentucky Combined Team Statistics (as of Feb 02, 2022)
Non-conference games



RECORD:	OVERALL	HOME	AWAY	NEUTRAL
ALL GAMES	11-2	9-0	1-1	1-1
CONFERENCE	0-0	0-0	0-0	0-0
NON-CONFERENCE	11-2	9-0	1-1	1-1

#	Player	gp-gs	min	avg	Total		3-Point		F-Throw		Rebounds				pf	dq	a	to	blk	stl	pts	avg			
					fg-fga	fg%	3fg-fga	3fg%	ft-fla	ft%	off	def	tot	avg											
34	Tshiebwe, Oscar	13-13	364	28.0	89-135	.659	0-0	.000	31-43	.721	70	122	192	14.8	31	0	14	22	18	20	209	16.1			
03	TyTy Washington Jr.	13-13	399	30.7	70-146	.479	17-46	.370	13-17	.765	11	40	51	3.9	18	0	54	21	3	15	170	13.1			
31	Grady, Kellan	13-13	377	29.0	55-104	.529	40-78	.513	8-14	.571	3	26	29	2.2	5	0	13	5	1	12	158	12.2			
12	Brooks Jr., Keion	12-12	284	23.7	58-118	.492	3-14	.214	26-35	.743	20	38	58	4.8	16	0	7	16	8	5	145	12.1			
02	Sahvir Wheeler	13-13	403	31.0	54-121	.446	5-23	.217	17-19	.895	12	21	33	2.5	34	0	100	42	1	18	130	10.0			
10	Mintz, Davion	10-0	194	19.4	21-60	.350	9-36	.250	15-22	.682	10	19	29	2.9	10	0	16	8	1	4	66	6.6			
00	Jacob Toppin	9-0	141	15.7	21-37	.568	1-2	.500	11-15	.733	10	20	30	3.3	8	0	13	6	6	3	54	6.0			
04	Daimion Collins	12-1	142	11.8	25-39	.641	0-3	.000	7-9	.778	14	23	37	3.1	24	0	4	11	17	5	57	4.8			
11	Allen, Dontaie	8-0	89	11.1	13-43	.302	6-31	.194	4-4	1.000	3	16	19	2.4	4	0	6	3	2	2	36	4.5			
23	Hopkins, Bryce	12-0	113	9.4	15-36	.417	4-14	.286	3-5	.600	11	13	24	2.0	6	0	5	9	2	3	37	3.1			
55	Ware, Lance	8-0	58	7.3	6-9	.667	0-0	.000	2-6	.333	5	12	17	2.1	10	0	1	7	5	0	14	1.8			
20	Payne, Zan	8-0	12	1.5	2-6	.333	0-3	.000	2-2	1.000	0	2	2	0.3	1	0	0	1	0	1	6	0.8			
14	Canada, Brennan	8-0	12	1.5	3-4	.750	0-1	.000	0-0	.000	1	0	1	0.1	0	0	1	0	0	0	6	0.8			
25	Watkins, Kareem	8-0	12	1.5	0-1	.000	0-0	.000	0-0	.000	1	2	3	0.4	2	0	2	2	0	2	0	0.0			
Team											23	27	50												1
Total.....		13	2600	432-859		.503	85-251	.339	139-191	.728	194	381	575	44.2	169	0	236	154	64	90	1088	83.7			
Opponents.....		13	2600	300-777		.386	73-258	.283	119-165	.721	107	250	357	27.5	179	1	129	163	35	83	792	60.9			

TEAM STATISTICS	UK	OPP	Date	Opponent	Score	Att.	
SCORING	1088	792	1	11/09/21	vs #9/9 Duke	L 71-79	18132
Points per game	83.7	60.9	2	11/12/21	ROBERT MORRIS	w 100-60	18454
Scoring margin	+22.8	-	2	11/16/21	MOUNT ST. MARY'S	w 80-55	18227
FIELD GOALS-ATT	432-859	300-777	2	11/19/21	OHIO	w 77-59	19045
Field goal pct	.503	.386	2	11/22/21	ALBANY (NY)	w 86-61	18201
3 POINT FG-ATT	85-251	73-258		11/26/21	NORTH FLORIDA	w 86-52	19350
3-point FG pct	.339	.283		11/29/21	CENTRAL MICH.	w 85-57	18080
3-pt FG made per game	6.5	5.6	3	12/07/21	SOUTHERN U.	w 76-64	18947
FREE THROWS-ATT	139-191	119-165		12/11/21	at Notre Dame	L 62-66	8283
Free throw pct	.728	.721	4	12/18/21	vs RV/RV North Carolina	w 98-69	12117
F-Throws made per game	10.7	9.2		12/22/21	WESTERN KY.	w 95-60	20221
REBOUNDS	575	357		12/31/21	HIGH POINT	w 92-48	19735
Rebounds per game	44.2	27.5	5	01/29/22	at #5/5 Kansas	w 80-62	16300
Rebounding margin	+16.8	-					
ASSISTS	236	129	1 = Champions Classic (Madison Square Garden New York)				
Assists per game	18.2	9.9	2 = The Kentucky Classic (Rupp Arena Lexington, Ky.)				
TURNOVERS	154	163	3 = Unity Series (Rupp Arena Lexington, Ky.)				
Turnovers per game	11.8	12.5	4 = CBS Sports Classic (T-Mobile Arena Las Vegas)				
Turnover margin	+0.7	-	5 = Big 12/SEC Challenge (Allen Fieldhouse Lawrence, Kan.)				
Assist/turnover ratio	1.5	0.8	* = Conference game				
STEALS	90	83					
Steals per game	6.9	6.4					
BLOCKS	64	35					
Blocks per game	4.9	2.7					
ATTENDANCE	170260	54832					
Home games-Avg/Game	9-18918	2-12292					
Neutral site-Avg/Game	-	2-15124					

Score by Periods	1st	2nd	Totals
Kentucky	523	565	1088
Opponents	385	407	792



THE STAT CREW SYSTEM
Kentucky Combined Team Statistics (as of Feb 12, 2022)
Last Five



RECORD:	OVERALL	HOME	AWAY	NEUTRAL
ALL GAMES	5-0	2-0	3-0	0-0
CONFERENCE	4-0	2-0	2-0	0-0
NON-CONFERENCE	1-0	0-0	1-0	0-0

#	Player	gp-gs	min	avg	Total		3-Point		F-Throw		Rebounds				pf	dq	a	to	blk	stl	pts	avg
					fg-fga	fg%	3fg-fga	3fg%	ft-fla	ft%	off	def	tot	avg								
34	Tshiebwe, Oscar	5-5	160	32.0	34-61	.557	0-0	.000	15-25	.600	25	54	79	15.8	15	0	9	16	5	17	83	16.6
12	Brooks Jr., Keion	5-5	146	29.2	27-53	.509	0-1	.000	20-26	.769	11	16	27	5.4	13	0	10	7	1	3	74	14.8
31	Grady, Kellan	5-5	188	37.6	21-44	.477	16-35	.457	3-5	.600	2	11	13	2.6	5	0	4	1	0	2	61	12.2
10	Mintz, Davion	5-0	117	23.4	16-38	.421	11-25	.440	6-8	.750	1	9	10	2.0	6	0	9	3	0	4	49	9.8
03	TyTy Washington Jr.	5-5	136	27.2	20-54	.370	4-20	.200	4-7	.571	0	15	15	3.0	8	0	16	8	0	7	48	9.6
00	Jacob Toppin	4-0	34	8.5	9-11	.818	1-1	1.000	6-6	1.000	4	5	9	2.3	2	0	1	2	2	0	25	6.3
02	Sahvir Wheeler	5-5	159	31.8	7-31	.226	2-6	.333	7-10	.700	2	12	14	2.8	11	0	41	14	0	5	23	4.6
04	Daimion Collins	3-0	14	4.7	2-4	.500	0-0	.000	6-6	1.000	1	5	6	2.0	4	0	0	1	0	0	10	3.3
55	Ware, Lance	5-0	43	8.6	6-8	.750	0-1	.000	2-5	.400	7	8	15	3.0	7	0	0	2	3	1	14	2.8
23	Hopkins, Bryce	2-0	3	1.5	0-1	.000	0-0	.000	0-0	.000	0	0	0	0.0	0	0	0	0	0	0	0	0.0
11	Allen, Dontaie	1-0	0	0.0	0-0	.000	0-0	.000	0-0	.000	0	0	0	0.0	0	0	0	0	0	0	0	0.0
Team											3	5	8				1					
Total.....		5	1000		142-305	.466	34-89	.382	69-98	.704	56	140	196	39.2	71	0	90	55	11	39	387	77.4
Opponents.....		5	1000		120-308	.390	26-106	.245	54-77	.701	57	122	179	35.8	87	1	53	65	7	24	320	64.0

TEAM STATISTICS	UK	OPP	Date	Opponent	Score	Att.
SCORING	387	320	5	01/29/22	at #5/5 Kansas	w 80-62 16300
Points per game	77.4	64.0	*	02/02/22	VANDERBILT	w 77-70 19418
Scoring margin	+13.4	-	*	02/05/22	at RV/RV Alabama	w 66-55 12477
FIELD GOALS-ATT	142-305	120-308	*	02/08/22	at South Carolina	w 86-76 12009
Field goal pct	.466	.390	*	02/12/22	FLORIDA	w 78-57 20383
3 POINT FG-ATT	34-89	26-106	1 = Champions Classic (Madison Square Garden New York)			
3-point FG pct	.382	.245	2 = The Kentucky Classic (Rupp Arena Lexington, Ky.)			
3-pt FG made per game	6.8	5.2	3 = Unity Series (Rupp Arena Lexington, Ky.)			
FREE THROWS-ATT	69-98	54-77	4 = CBS Sports Classic (T-Mobile Arena Las Vegas)			
Free throw pct	.704	.701	5 = Big 12/SEC Challenge (Allen Fieldhouse Lawrence, Kan.)			
F-Throws made per game	13.8	10.8	* = Conference game			
REBOUNDS	196	179				
Rebounds per game	39.2	35.8				
Rebounding margin	+3.4	-				
ASSISTS	90	53				
Assists per game	18.0	10.6				
TURNOVERS	55	65				
Turnovers per game	11.0	13.0				
Turnover margin	+2.0	-				
Assist/turnover ratio	1.6	0.8				
STEALS	39	24				
Steals per game	7.8	4.8				
BLOCKS	11	7				
Blocks per game	2.2	1.4				
ATTENDANCE	39801	40786				
Home games-Avg/Game	2-19900	3-13595				
Neutral site-Avg/Game	-	0-0				

Score by Periods	1st	2nd	Totals
Kentucky	197	190	387
Opponents	151	169	320



THE STAT CREW SYSTEM
Kentucky Team Game-by-Game Comparison (as of Feb 12, 2022)
All games



Opponent	1st	2nd	Score	Mar	Total FG	FG Pct	3-Pointers	3FG Pct	Free Throws	FT Pct	Rebounds	Assist	T/Over	Block	Steal	Fouls
#9/9 Duke	35/39	36/40	71-79	(8)	29-77/31-60	.377/.517	7-18/1-12	.389/.083	6-7/16-23	.857/.696	44/35 +9	15/8	13/9	3/5	4/9	20/15
ROBERT MORRIS	46/30	54/30	100-60	+40	40-70/23-61	.571/.377	12-23/7-22	.522/.318	8-12/7-8	.667/.875	43/24 +19	24/11	10/14	10/3	8/7	8/12
MOUNT ST. MARY'S	38/27	42/28	80-55	+25	34-64/18-53	.531/.340	4-10/6-19	.400/.316	8-8/13-21	1000/.619	41/27 +14	15/8	12/16	6/6	9/7	17/7
OHIO	40/38	37/21	77-59	+18	29-60/22-60	.483/.367	3-16/8-24	.188/.333	16-17/7-10	.941/.700	53/17 +36	14/10	15/5	2/1	2/5	10/13
ALBANY (NY)	37/28	49/33	86-61	+25	32-59/24-70	.542/.343	5-15/7-25	.333/.280	17-22/6-13	.773/.462	48/24 +24	13/10	17/10	8/0	3/9	15/19
NORTH FLORIDA	37/23	49/29	86-52	+34	37-78/22-66	.474/.333	6-25/7-31	.240/.226	6-9/1-2	.667/.500	50/33 +17	23/12	15/21	4/2	13/7	7/9
CENTRAL MICH.	51/25	34/32	85-57	+28	31-72/23-56	.431/.411	7-26/7-16	.269/.438	16-24/4-7	.667/.571	47/30 +17	16/11	6/15	3/1	9/2	14/18
SOUTHERN U.	38/34	38/30	76-64	+12	28-57/24-58	.491/.414	6-20/5-13	.300/.385	14-23/11-12	.609/.917	41/25 +16	18/10	15/13	12/4	7/8	14/22
Notre Dame	30/28	32/38	62-66	(4)	25-55/26-56	.455/.464	2-19/7-22	.105/.318	10-15/7-8	.667/.875	28/33 (5)	9/15	5/9	4/0	5/3	10/14
RV/RV North Carolina	40/29	58/40	98-69	+29	39-72/23-53	.542/.434	8-15/1-13	.533/.077	12-17/22-28	.706/.786	44/26 +18	20/9	9/12	2/3	8/4	21/13
WESTERN KY.	37/28	58/32	95-60	+35	38-68/21-64	.559/.328	9-20/3-20	.450/.150	10-13/15-19	.769/.789	50/27 +23	27/5	16/12	4/7	5/12	17/15
MISSOURI	44/27	39/29	83-56	+27	28-65/22-67	.431/.328	5-17/5-25	.294/.200	22-26/7-10	.846/.700	49/35 +14	12/9	11/14	4/3	8/3	13/23
HIGH POINT	43/25	49/23	92-48	+44	39-66/19-61	.591/.311	10-26/8-23	.385/.348	4-8/2-4	.500/.500	45/27 +18	23/8	12/16	6/2	10/6	5/9
#21/21 LSU	30/35	30/30	60-65	(5)	21-58/24-57	.362/.421	8-24/9-23	.333/.391	10-20/8-15	.500/.533	39/39 -	11/14	15/15	6/5	8/11	15/20
GEORGIA	40/37	52/40	92-77	+15	40-70/25-51	.571/.490	6-15/8-17	.400/.471	6-7/19-21	.857/.905	31/25 +6	23/12	7/13	3/2	6/3	16/10
Vanderbilt	41/28	37/38	78-66	+12	31-59/24-56	.525/.429	6-12/12-30	.500/.400	10-16/6-10	.625/.600	42/26 +16	15/9	9/8	2/5	3/7	14/13
#22/23 TENNESSEE	52/38	55/41	107-79	+28	38-56/31-58	.679/.534	11-18/11-23	.611/.478	20-21/6-11	.952/.545	25/24 +1	19/17	12/20	3/3	10/5	14/17
RV/RV TEXAS A&M	30/35	34/23	64-58	+6	21-58/26-66	.362/.394	4-18/1-22	.222/.045	18-26/5-13	.692/.385	43/40 +3	13/15	17/12	6/3	8/11	15/18
#2/2 Auburn	33/29	38/51	71-80	(9)	29-58/25-44	.500/.568	5-12/6-16	.417/.375	8-10/24-29	.800/.828	26/27 (1)	12/15	9/12	6/5	8/2	20/12
MISSISSIPPI ST.	37/24	35/48	82-74	+8	31-66/27-63	.470/.429	6-23/6-19	.261/.316	14-20/14-23	.700/.609	44/33 +11	16/12	17/11	4/3	5/7	20/19
#5/5 Kansas	51/31	29/31	80-62	+18	31-61/24-59	.508/.407	6-18/6-18	.333/.333	12-16/8-10	.750/.800	41/29 +12	19/12	9/11	0/1	7/4	11/13
VANDERBILT	41/31	36/39	77-70	+7	22-57/24-52	.386/.462	8-18/7-16	.444/.438	25-35/15-23	.714/.652	30/37 (7)	16/8	10/18	5/1	8/5	17/25
RV/RV Alabama	33/27	33/28	66-55	+11	24-60/18-64	.400/.281	4-11/3-30	.364/.100	14-19/16-24	.737/.667	44/47 (3)	13/10	15/15	2/4	12/5	16/17
South Carolina	39/34	47/42	86-76	+10	34-60/31-82	.567/.378	6-15/5-20	.400/.250	12-19/9-14	.632/.643	40/41 (1)	25/15	16/11	4/0	5/7	18/19
FLORIDA	33/28	45/29	78-57	+21	31-67/23-51	.463/.451	10-27/5-22	.370/.227	6-9/6-6	.667/1000	41/25 +16	17/8	5/10	0/1	7/3	9/13

Note: Game totals are displayed in the format TEAM/OPPONENT for each category