



# CRIMSON TIDE

BASKETBALL

21 NCAA Appearances » 15 Combined SEC Titles » 2nd in SEC History in Total League Wins » 2nd in SEC History in Winning Percentage



## GAME 23



RV/RV **ALABAMA** VS **5/7 KENTUCKY**

FEBRUARY 5, 2022 / 7 P.M. CT / TUSCALOOSA, ALA.  
COLEMAN COLISEUM (14,474)

TV: ESPN

(Play-By-Play: Tom Hart, Analyst: Jimmy Dykes)

RADIO: CRIMSON TIDE SPORTS NETWORK | SIRIUS/XM NA/347

Play-By-Play: Chris Stewart, Analyst: Bryan Passink

Courtside: Roger Hoover, Engineer: Tom Stipe

### CRIMSON TIDE

2021-22 Record	14-8
2021-22 SEC Record	4-5
NET/Ken Pomeroy Rankings	23/18
Leading Scorer	Jaden Shackelford (17.6)
Leading Rebounder	Keon Ellis (6.2)
Leader in Assists	Jahvon Quinerly (4.3)
Leader in Steals	Keon Ellis (2.0)
Leader in Blocks	Charles Bediako (1.6)
Head Coach	Nate Oats
Record at Alabama (Years)	56-30 (3rd)
Career Record (Years)	152-73 (7th)

### WILDCATS

2021-22 Record	18-4
2021-22 SEC Record	7-2
NET/Ken Pomeroy Rankings	7/4
Leading Scorer	Oscar Tschiebwe (16.1)
Leading Rebounder	Oscar Tschiebwe (15.2)
Leader in Assists	Sahvir Wheeler (7.1)
Leader in Steals	Oscar Tschiebwe (1.8)
Leader in Blocks	Oscar Tschiebwe (1.5)
Head Coach	John Calipari
Record at Kentucky (Years)	357-97 (13th)
Career Record (Years)	802-237 (30th)

### NUGGETS YOU NEED TO KNOW

- Alabama will return home to take on No. 5/7 Kentucky on Saturday at 7 p.m. CT on ESPN. It is the third consecutive top-5 ranked opponent for the Crimson Tide and the first of two games between the teams this year. UA will play the return game in Lexington, Ky., in exactly two weeks, Feb. 19 inside Rupp Arena. That contest will be televised nationally on CBS with a noon CT (1 p.m. ET) tipoff.
- Alabama will face its third-straight game against an AP Top-5 opponent, which is the first time it's occurred since the 2008-09 season when Rutgers played consecutive games against No. 1 North Carolina (12/28/08), No. 3 Pitt (12/31/08) and No. 2 UConn (1/3/09), losing all three contests. The Tide owns a 1-1 record in the stretch, defeating then-No. 4 Baylor (87-78) one week ago before dropping a road contest at No. 1 Auburn (100-81) last Tuesday night.
- Alabama owns a 5-2 record when playing teams ranked among the Associated Press Top 25, with all seven contests coming against teams ranked inside the top 15. The five wins is tied for the second-most top-25 wins in the country (Marquette has six, Texas Tech with five) and the second-most in a single season, one shy of matching the 2017-18 squad that finished with six top-25 wins.
- The Tide's schedule ranks No. 1 in the nation in every major rating system including: Average Opponent NET Ranking, KenPom.com, ESPN BPI, Sagarin Rankings and RealTimeRPI.
- Junior guard Jaden Shackelford has been on a tear as of late, collecting 20 or more points in four of Alabama's last five contests. Over the five-game span, Shackelford is averaging 22.4 points, 5.2 rebounds and 3.4 3s made per game while shooting 42.3 percent from the floor, 39.5 percent from deep and 83.3 percent from the foul line.
- The Tide is 7-0 on the season when holding the opposition to under 70 points in a game. The achievement has only been done twice in conference play against then-No. 14 Tennessee (73-68 on Dec. 29) and then-No. 13 LSU (70-67 on Jan. 19).
- UP NEXT:** Alabama is set to travel for its only road contest in the current four-game stretch when it heads to Oxford, Miss., to take on the Ole Miss Rebels on Wednesday night (7:30 p.m. on SEC Network). It will be the lone meeting during the regular season between the two teams.

### 2021-22 SCHEDULE

OPPONENT	TV	TIME
<b>OCTOBER</b>		
24 LOUISIANA (EXH)		W, 73-68
<b>NOVEMBER</b>		
9 LOUISIANA TECH	SEC Network	W, 93-64
12 SOUTH DAKOTA STATE	SECN+	W, 104-88
16 SOUTH ALABAMA	SECN+	W, 73-68
19 OAKLAND	SECN+	W, 86-59
25 vs. Iona <sup>1</sup>	ESPN2	L, 68-72
26 vs. Drake <sup>1</sup>	ESPNU	W, 80-71
28 vs. Miami <sup>1</sup>	ESPNU	W, 96-64
<b>DECEMBER</b>		
4 vs. <sup>3/3</sup> Gonzaga <sup>2</sup>	ESPN2	W, 91-82
11 <sup>14/13</sup> HOUSTON	ESPN2	W, 83-82
14 at Memphis	ESPN	L, 78-92
18 JACKSONVILLE ST	SEC Network	W, 65-59
21 vs. Davidson <sup>3</sup>	SECN+	L, 78-79
29 <sup>14/15</sup> TENNESSEE*	ESPN2	W, 73-68
<b>JANUARY</b>		
5 at Florida*	ESPN2	W, 83-70
8 at Missouri*	SEC Network	L, 86-92
11 <sup>4/4</sup> AUBURN*	ESPN	L, 77-81
15 at Mississippi State*	SEC Network	L, 76-78
19 <sup>13/16</sup> LSU*	ESPN2	W, 70-67
22 MISSOURI*	SEC Network	W, 86-76
25 at Georgia*	SEC Network	L, 76-82
29 <sup>4/4</sup> BAYLOR <sup>3</sup>	ESPN	W, 87-78
<b>FEBRUARY</b>		
1 at <sup>1/1</sup> Auburn*	ESPN	L, 81-100
5 <sup>5/7</sup> KENTUCKY*	ESPN	7 p.m.
9 at Ole Miss*	SEC Network	7:30 p.m.
12 ARKANSAS*	SEC Network	11 a.m.
16 MISSISSIPPI STATE*	ESPN2/U	6 p.m.
19 at Kentucky*	CBS	12 p.m.
22 at Vanderbilt*	SEC Network	8 p.m.
26 SOUTH CAROLINA	SEC Network	5 p.m.
<b>MARCH</b>		
2 TEXAS A&M*	SEC Network	6 p.m.
5 at LSU*	CBS	11 a.m.
9-13 at SEC Tournament <sup>4</sup>	TBA	TBA

- 1 ESPN Events Invitational (Orlando)
- 2 Battle in Seattle (Seattle, Wash.)
- 3 C.M. Newton Classic (Birmingham, Ala.)
- 4 Big 12/SEC Challenge
- 5 SEC Tournament (Tampa, Fla.)
- \* Southeastern Conference game

BOLD indicates home game

Follow us: Twitter, Instagram and Facebook at @AlabamaMBB



Follow ALABAMA MEN'S BASKETBALL on the social media sites listed for up-to-date news, exclusive content and more.

2021-22 OVERALL RECORDS • 14-8 / SEC • 4-5 / HOME • 10-1 / AWAY • 1-4 / NEUTRAL • 3-2  
PREVIOUS GAME STARTERS HIGHLIGHTED IN SHADED BOX

0		<div>NOAH GURLEY</div> <div>F • 6-8 • 210 • Gr. • Fayetteville, Ga.</div> <table><tr><th>PPG</th><th>RPG</th><th>APG</th><th>SPG</th><th>BPG</th><th>MPG</th></tr><tr><td>7.4</td><td>3.7</td><td>0.5</td><td>0.4</td><td>0.7</td><td>18.8</td></tr></table>	PPG	RPG	APG	SPG	BPG	MPG	7.4	3.7	0.5	0.4	0.7	18.8	<div>LAST GAME: 11 pts, 3 rebs at Auburn</div> <div>NOTES: High profile transfer from Furman ... made 83 starts in 88 games, including 62 consecutive ... career totals of 1,113 points, 405 rebounds, 59 double-figure scoring contests and 14 games of scoring 20 or more ... finished his Furman career as a three-time All-SoCon honoree and named to 2021 All-SoCon All-Tournament Team.</div>	<div>SEASON HIGHS</div> <div>Pts: 20 vs. Tennessee (12/29/21)</div> <div>Rebs: 10 vs. Tennessee (12/29/21)</div> <div>Asts: 2 vs. La Tech (11/9/21)</div> <div>Blks: 2 2x, last vs. LSU (1/19/22)</div>
PPG	RPG	APG	SPG	BPG	MPG											
7.4	3.7	0.5	0.4	0.7	18.8											
1		<div>JUSAUN HOLT</div> <div>G • 6-6 • 190 • Fr. • Roswell, Ga.</div> <table><tr><th>PPG</th><th>RPG</th><th>APG</th><th>SPG</th><th>BPG</th><th>MPG</th></tr><tr><td>0.3</td><td>1.3</td><td>0.2</td><td>0.0</td><td>0.1</td><td>6.0</td></tr></table>	PPG	RPG	APG	SPG	BPG	MPG	0.3	1.3	0.2	0.0	0.1	6.0	<div>LAST GAME: 1 reb, 3 mins at Auburn</div> <div>NOTES: Four-star signee and No. 5 ranked player overall in Georgia by Rivals ... good size for a wing and deep-shooting ability... helped lead St. Francis HS to back-to-back state titles ... earned second team All-Region honors and selected to AJC North Fulton second team ... first recruit to come out of Atlanta since Collin Sexton.</div>	<div>SEASON HIGHS</div> <div>Pts: 3 vs. Miami (11/28/21)</div> <div>Rebs: 3 vs. South Alabama (11/16/21)</div> <div>Asts: 1 2x, last at Miss. State (1/15/22)</div> <div>Stls:</div>
PPG	RPG	APG	SPG	BPG	MPG											
0.3	1.3	0.2	0.0	0.1	6.0											
2		<div>DARIUS MILES</div> <div>F • 6-6 • 185 • So. • Washington, D.C.</div> <table><tr><th>PPG</th><th>RPG</th><th>APG</th><th>SPG</th><th>3FG%</th><th>MPG</th></tr><tr><td>6.7</td><td>3.5</td><td>0.7</td><td>0.7</td><td>.345</td><td>17.7</td></tr></table>	PPG	RPG	APG	SPG	3FG%	MPG	6.7	3.5	0.7	0.7	.345	17.7	<div>LAST GAME: 3 pts, 1 reb at Auburn</div> <div>NOTES: Played in 17 contests last year ... showed flashes of his ability to finish in transition with a dunk on Sportscenter Top-10 ... IMG Academy product ranked 26th-best small forward in the nation by Rivals ... a wirey, aggressive player who can slash to the basket ... capable of making the three-point shot.</div>	<div>SEASON HIGHS</div> <div>Pts: 14 at Miss. State (1/15/22)</div> <div>Rebs: 9 vs. Auburn (1/11/22)</div> <div>Asts: 2 3x, last at Missouri (1/8/22)</div> <div>Stls: 3 vs. South Alabama (11/16/21)</div>
PPG	RPG	APG	SPG	3FG%	MPG											
6.7	3.5	0.7	0.7	.345	17.7											
3		<div>JD DAVISON</div> <div>G • 6-3 • 175 • Fr. • Letohatchee, Ala.</div> <table><tr><th>PPG</th><th>RPG</th><th>APG</th><th>SPG</th><th>BPG</th><th>MPG</th></tr><tr><td>8.2</td><td>4.2</td><td>4.1</td><td>0.8</td><td>0.4</td><td>24.7</td></tr></table>	PPG	RPG	APG	SPG	BPG	MPG	8.2	4.2	4.1	0.8	0.4	24.7	<div>LAST GAME: 4 asts, 23 mins at Auburn</div> <div>NOTES: Extremely athletic and explosive with creative finishing and a strong will to win ... consensus five-star and one of the highest-rated recruits to sign with Alabama ... ranked No. 9 overall and No. 1 point guard in the nation by 247Sports ... 2021 McDonald's All-American ... 5th-ever to repeat as Alabama's Mr. Basketball.</div>	<div>SEASON HIGHS</div> <div>Pts: 20 vs. Gonzaga (12/4/21)</div> <div>Rebs: 9 vs. Houston (12/11/21)</div> <div>Asts: 10 2x, last at Memphis (12/14/21)</div> <div>Stls: 3 at Memphis (12/14/21)</div>
PPG	RPG	APG	SPG	BPG	MPG											
8.2	4.2	4.1	0.8	0.4	24.7											
4		<div>JUWAN GARY</div> <div>F • 6-6 • 218 • R-So. • Columbia, S.C.</div> <table><tr><th>PPG</th><th>RPG</th><th>APG</th><th>SPG</th><th>FG%</th><th>MPG</th></tr><tr><td>8.3</td><td>4.3</td><td>0.3</td><td>0.8</td><td>.562</td><td>18.7</td></tr></table>	PPG	RPG	APG	SPG	FG%	MPG	8.3	4.3	0.3	0.8	.562	18.7	<div>LAST GAME: 3 pts, 6 rebs at Auburn</div> <div>NOTES: Strong, athletic power forward who sat out the 2019-20 season after suffering a knee injury ... strong around the post and gives the Tide another big body inside ... capable of playing outside the arc but specializes inside the paint and on the boards ... came to Alabama as a top-100 recruit (No. 64 by ESPN).</div>	<div>SEASON HIGHS</div> <div>Pts: 19 2x, last at Florida (1/5/21)</div> <div>Rebs: 10 2x, last vs. Drake (11/26/21)</div> <div>Asts: 1 3x, last at Florida (1/5/21)</div> <div>Stls: 3 2x, last vs. Tennessee (12/20/21)</div>
PPG	RPG	APG	SPG	FG%	MPG											
8.3	4.3	0.3	0.8	.562	18.7											
5		<div>JADEN SHACKELFORD</div> <div>G • 6-3 • 200 • Jr. • Hesperia, Calif.</div> <table><tr><th>PPG</th><th>RPG</th><th>APG</th><th>SPG</th><th>3FG%</th><th>MPG</th></tr><tr><td>17.6</td><td>5.7</td><td>1.6</td><td>1.0</td><td>.373</td><td>33.9</td></tr></table>	PPG	RPG	APG	SPG	3FG%	MPG	17.6	5.7	1.6	1.0	.373	33.9	<div>LAST GAME: 26 pts, 3 rebs, 2 asts at Auburn</div> <div>NOTES: One of the top shooters in the SEC ... does everything else right-handed but is a left-handed shooter ... Jerry West Award Watch List and Preseason First Team All-SEC ... leading returning scorer ... poised to become the 53rd UA player to score 1,000 points (927) ... terrific finisher around the rim ... led team in FTs made and att..</div>	<div>SEASON HIGHS</div> <div>Pts: 28 vs. Gonzaga (12/4/21)</div> <div>Rebs: 10 2x, last vs. Iona (11/25/21)</div> <div>Asts: 5 vs. Baylor (1/29/22)</div> <div>Stls: 4 vs. LSU (1/19/22)</div>
PPG	RPG	APG	SPG	3FG%	MPG											
17.6	5.7	1.6	1.0	.373	33.9											
10		<div>CHARLES BEDIAKO</div> <div>C • 7-0 • 215 • Fr. • Brampton, Ontario.</div> <table><tr><th>PPG</th><th>RPG</th><th>APG</th><th>SPG</th><th>BPG</th><th>MPG</th></tr><tr><td>6.1</td><td>4.2</td><td>0.7</td><td>0.7</td><td>1.6</td><td>17.8</td></tr></table>	PPG	RPG	APG	SPG	BPG	MPG	6.1	4.2	0.7	0.7	1.6	17.8	<div>LAST GAME: 3 pts, 7 rebs, 3 blks at Auburn</div> <div>NOTES: One of two UA players from Canada ... a rim protector on defense and ability to run the floor ... considered a solid NBA prospect ... has the ability to play high above the rim and is a good rebounder ... competed for UPLAY Canada where he was teammates with Alabama freshmen Keon Ambrose-Hylton.</div>	<div>SEASON HIGHS</div> <div>Pts: 12 vs. SDSU (11/12/21)</div> <div>Rebs: 8 2x, last at Georgia (1/25/22)</div> <div>Asts: 2 3x, last at Miss. State (1/15/22)</div> <div>Blks: 6 vs. Gonzaga (12/4/21)</div>
PPG	RPG	APG	SPG	BPG	MPG											
6.1	4.2	0.7	0.7	1.6	17.8											
13		<div>JAHVON QUINERLY</div> <div>G • 6-1 • 175 • Jr. • Hackensack, N.J.</div> <table><tr><th>PPG</th><th>RPG</th><th>APG</th><th>SPG</th><th>3FG%</th><th>MPG</th></tr><tr><td>14.8</td><td>3.4</td><td>4.3</td><td>0.9</td><td>.250</td><td>31.3</td></tr></table>	PPG	RPG	APG	SPG	3FG%	MPG	14.8	3.4	4.3	0.9	.250	31.3	<div>LAST GAME: 20 pts, 4 rebs, 4 asts</div> <div>NOTES: 2021 SEC Tournament MVP ... garnered Preseason First Team All-SEC and Coasty Award Watch List honors ... shifty, quick guard with strong ball-handling skills ... one of the top shooters in the SEC ... helped create the "Jelly" fad &amp; has over 435k followers on Instagram and is Alabama's top-followed student-athlete.</div>	<div>SEASON HIGHS</div> <div>Pts: 26 vs. SDSU (11/12/21)</div> <div>Rebs: 6 2x, last vs. Auburn (1/11/22)</div> <div>Asts: 8 2x, last vs. Houston (12/11/21)</div> <div>Stls: 2 4x, last vs. Baylor (1/29/22)</div>
PPG	RPG	APG	SPG	3FG%	MPG											
14.8	3.4	4.3	0.9	.250	31.3											
14		<div>KEON ELLIS</div> <div>G • 6-6 • 170 • Sr. • Eustis, Fla.</div> <table><tr><th>PPG</th><th>RPG</th><th>APG</th><th>SPG</th><th>3FG%</th><th>MPG</th></tr><tr><td>12.0</td><td>6.2</td><td>1.9</td><td>2.0</td><td>.353</td><td>31.0</td></tr></table>	PPG	RPG	APG	SPG	3FG%	MPG	12.0	6.2	1.9	2.0	.353	31.0	<div>LAST GAME: 9 pts, 8 rebs, 2 asts, 2 stls at Auburn</div> <div>NOTES: Smooth yet underrated 2-guard ... team's top two-way player with the ability to put up big numbers this season ... NBA Draft prospect ... brings a veteran quality to UA after spending two years at Florida SW State ... NJCAA All-America honors and No. 1 JUCO player in the nation in '20 ... older brother played basketball Jacksonville.</div>	<div>SEASON HIGHS</div> <div>Pts: 22 vs. Miami (11/28/21)</div> <div>Rebs: 13 vs. SDSU (11/12/21)</div> <div>Asts: 5 vs. Tennessee (12/29/21)</div> <div>Stls: 4 3x, last vs. Auburn (1/11/22)</div>
PPG	RPG	APG	SPG	3FG%	MPG											
12.0	6.2	1.9	2.0	.353	31.0											
21		<div>BRITTON JOHNSON</div> <div>G • 6-4 • 185 • Sr. • Birmingham, Ala.</div> <table><tr><th>PPG</th><th>RPG</th><th>APG</th><th>SPG</th><th>3FG%</th><th>MPG</th></tr><tr><td>1.0</td><td>1.2</td><td>0.0</td><td>0.0</td><td>.000</td><td>3.0</td></tr></table>	PPG	RPG	APG	SPG	3FG%	MPG	1.0	1.2	0.0	0.0	.000	3.0	<div>LAST GAME: DNP at Auburn</div> <div>NOTES: A walk-on who is in his fifth season at the University of Alabama ... was invited back for his "super" senior year after earning an undergraduate degree in business management in May of 2021 ... currently pursuing a master's in sport hospitality this year before entering law school next fall.</div>	<div>SEASON HIGHS</div> <div>Pts: 2 vs. Missouri (1/22/22)</div> <div>Rebs: 3 vs. Missouri (1/22/22)</div> <div>Asts:</div> <div>Stls:</div>
PPG	RPG	APG	SPG	3FG%	MPG											
1.0	1.2	0.0	0.0	.000	3.0											
22		<div>KEON AMBROSE-HYLTON</div> <div>F • 6-8 • 210 • So. • Toronto, Ontario</div> <table><tr><th>PPG</th><th>RPG</th><th>APG</th><th>SPG</th><th>BPG</th><th>MPG</th></tr><tr><td>1.1</td><td>0.9</td><td>0.4</td><td>0.1</td><td>0.1</td><td>4.9</td></tr></table>	PPG	RPG	APG	SPG	BPG	MPG	1.1	0.9	0.4	0.1	0.1	4.9	<div>LAST GAME: DNP at Auburn</div> <div>NOTES: Athletic and powerful big man ... high motor and can run the floor ... blue-collar work ethic and is always the first one in the gym ... strength is around the rim where he uses his explosiveness and athletic ability ... teammates with fellow Canadian Charles Bediako at UPlay ... rated as one of the top prep players in all of Canada.</div>	<div>SEASON HIGHS</div> <div>Pts: 5 vs. Miami (11/28/21)</div> <div>Rebs: 3 at Florida (1/5/22)</div> <div>Asts: 2 vs. La Tech (11/9/21)</div> <div>Blks: 1 vs. La Tech (11/9/21)</div>
PPG	RPG	APG	SPG	BPG	MPG											
1.1	0.9	0.4	0.1	0.1	4.9											
33		<div>JAMES ROJAS</div> <div>F • 6-8 • 220 • Sr. • Jamestown, N.Y.</div> <table><tr><th>PPG</th><th>RPG</th><th>APG</th><th>SPG</th><th>BPG</th><th>MPG</th></tr><tr><td>4.7</td><td>3.0</td><td>0.5</td><td>1.2</td><td>0.0</td><td>15.2</td></tr></table>	PPG	RPG	APG	SPG	BPG	MPG	4.7	3.0	0.5	1.2	0.0	15.2	<div>LAST GAME: 6 pts, 2 rebs at Auburn</div> <div>NOTES: Injured knee and is sidelined until late-December ... effective around the basket and can knock down threes ... strong post-presence and solid post-defender ... plays with a toughness and a chip on his shoulder ... JUCO All-America at Hutchison CC ... from same hometown at assistant coach Bryan Hodgson.</div>	<div>SEASON HIGHS</div> <div>Pts: 6 2x, last vs. Missouri (1/22/22)</div> <div>Rebs: 6 vs. Missouri (1/22/22)</div> <div>Asts: 2 at Georgia (1/25/22)</div> <div>Stls: 2 2x, last vs. Baylor (1/29/22)</div>
PPG	RPG	APG	SPG	BPG	MPG											
4.7	3.0	0.5	1.2	0.0	15.2											

LAST TIME OUT: NO. 1/1 AUBURN 100, ALABAMA 81 | AUBURN, ALA. | 2/1/22

Official Basketball Box Score - Final														
Alabama at Auburn														
02/01/22 Auburn Arena, Auburn														
2021-22 Men's Basketball														
Game Time: 8:00 PM														
Game Duration: 2:21														
Attendance: 9,121														
Officials: Don Daly, Chuck Jones, Steven Anderson														
Alabama - 81														
Record: 14-8 (4-5)														
NO.	Name	Min	FG	3P	FT	Rebounds	Fouls	TP	AS	TO	ST	Blocks	+	-
			M-A	M-A	M-A	OR DR TOT	PF FD					BS BA		
4	Juwan Gary	F 18:30	1-2	0-0	1-2	3 3 6	4 1 3	0	0	1	0	1	-1	
10	Charles Bediako	C 18:22	1-3	0-0	1-2	3 4 7	4 2 3	0	1	0	3	1	0	
5	Jaden Shackelford	G 35:02	6-15	5-11	9-10	1 2 3	3 6 26	2	3	0	0	0	-10	
13	Jahvon Quinerly	G 34:55	7-21	2-8	4-4	0 4 4	4 4 20	4	2	1	0	4	-25	
14	Keon Ellis	G 27:37	3-11	3-7	0-0	2 6 8	4 0 9	2	1	1	2	2	4	
2	Darius Miles	09:12	1-4	1-3	0-0	0 1 1	3 0 3	0	1	1	0	1	-7	
3	JD Davison	23:35	0-5	0-3	0-0	0 0 0	2 1 0	4	0	1	0	0	-5	
33	James Rojas	15:46	2-3	1-2	1-2	1 1 2	2 1 6	1	0	1	0	0	-5	
0	Noah Gurley	14:12	4-6	2-3	1-2	3 0 3	3 2 11	0	2	0	0	1	-24	
1	Jusaun Holt	02:49	0-0	0-0	0-0	0 1 1	1 0 0	0	0	0	0	0	-4	
Team						0 5 5		0	1					
Totals			25-70	14-37	17-22	13 27 40	30 17 81	13	11	6	5	10	-19	
Auburn - 100														
Record: 21-1 (9-0)														
NO.	Name	Min	FG	3P	FT	Rebounds	Fouls	TP	AS	TO	ST	Blocks	+	-
			M-A	M-A	M-A	OR DR TOT	PF FD					BS BA		
10	Jabari Smith	F 23:45	5-10	1-2	6-9	0 5 5	3 7 17	0	1	1	1	0	0	
13	Walker Kessler	F 28:14	6-9	0-1	2-2	5 7 12	4 3 14	1	4	4	8	1	13	
0	K.D. Johnson	G 32:41	3-9	1-5	6-8	0 5 5	3 5 13	2	0	1	0	0	-7	
12	Zep Jasper	G 15:54	0-3	0-1	2-2	0 1 1	1 2 2	0	0	0	0	1	6	
22	Allen Flanigan	G 22:58	3-8	0-2	4-6	0 2 2	3 4 10	2	1	1	0	1	3	
1	Wendell Green Jr.	26:58	8-17	2-8	5-5	1 7 8	1 3 23	6	1	0	0	2	21	
44	Dylan Cardwell	10:46	2-2	0-0	0-0	1 2 3	2 0 4	0	0	0	1	0	7	
35	Devan Cambridge	18:29	2-4	1-2	3-4	2 4 6	1 3 8	0	0	0	0	0	23	
2	Jaylin Williams	15:15	1-2	0-0	2-2	1 0 1	0 1 4	1	0	0	0	0	20	
5	Chris Moore	01:00	0-0	0-0	0-0	0 0 0	0 0 0	0	0	1	0	0	-1	
14	Preston Cook	01:00	1-1	0-0	0-0	0 1 1	0 0 2	0	0	0	0	0	-1	
20	Carter Sobera	01:00	1-1	0-0	1-1	0 0 0	0 1 3	0	0	0	0	0	-1	
25	Chandler Leopard	01:00	0-0	0-0	0-0	0 0 0	0 0 0	0	0	0	0	0	-1	
33	Chase Maasdorp	01:00	0-0	0-0	0-0	0 0 0	0 0 0	0	0	0	0	0	-1	
Team						1 2 3		0	0					
Totals			32-66	5-21	31-39	11 36 47	18 29 100	12	8	7	10	5	19	
Technical Fouls: Shackelford 2 <sup>nd</sup> 5:07														
Technical Fouls: Flanigan 2 <sup>nd</sup> 5:07														
Shooting By Period														
1 <sup>st</sup>	FG%	11-34	32.4%	3PT%	7-16	43.8%	FT%	8-10	80%	2 <sup>nd</sup>	FG%	14-36	38.9%	
3PT%	7-21	33.3%	FT%	9-12	75%	GM FG%	25-70	35.7%	3PT%	14-37	37.8%	FT%	17-22	77.3%
Dead Ball Rebounds: 1, 0														
Shooting By Period														
1 <sup>st</sup>	FG%	16-28	57.1%	3PT%	3-9	33.3%	FT%	16-20	80%	2 <sup>nd</sup>	FG%	16-38	42.1%	
3PT%	2-12	16.7%	FT%	15-19	78.9%	GM FG%	32-66	48.5%	3PT%	5-21	23.8%	FT%	31-39	79.5%
Dead Ball Rebounds: 4, 0														
Period by Period Scoring														
1 <sup>st</sup>	2 <sup>nd</sup>	TOT	ALA	AUB	1 <sup>st</sup>	2 <sup>nd</sup>	TOT	ALA	AUB	1 <sup>st</sup>	2 <sup>nd</sup>	TOT	ALA	AUB
37	44	81	51	49	100									
Points from Turnovers														
Paint														
Second Chance														
Fast Breaks														
Bench														

**AUBURN, Ala.** – The Alabama men's basketball team fell at No. 1/1 Auburn 100-81 Tuesday night inside Auburn Arena. With the defeat, the Crimson Tide fell to 14-8 on the year and 4-5 in the SEC, while the Tigers won their 18th straight contest to improve to 21-1 overall and 9-0 in league play.

After Auburn took a 14-point 51-37 halftime lead into the locker room, Alabama began the second half on an 18-6 run which cut the lead to 57-55 with just over 14 minutes remaining. However, the Tigers answered with a 13-2 spurt over the next 3:20 to stretch its lead to 13, 70-57, at the under 12 media timeout. The Tide would not get any closer.

Alabama was led by Jaden Shackelford's 26 points, while Jahvon Quinerly added 20 in the loss. It was the first time since Nov. 26, 2020 that two UA players scored 20 or more points in the same game. Graduate transfer Noah Gurley added 11 points off the bench in the loss.

Wendell Green Jr. led five Auburn players in double figures with 23 points to go along with eight rebounds and six assists, while Walker Kessler finished with 14 points, 12 boards and eight blocks.

#### HEAD COACH NATE OATS POSTGAME COMMENTS

"Give Auburn credit where it's due. They are really good and we didn't play well enough to beat them tonight. They don't have many weak links on their team. Our frontcourt got overwhelmed a little. I thought some of our guards played well and competed. We gave up way too many points in transition – they had it for 27 points that we gave up and 18 of those came in the first half. We game them 31 points at the line. When you give up nearly 60 points in transition and at the free throw line, it's going to be hard to win a game. Especially when you're playing a very good team. Our transition defense has to get better, and we have got to learn to guard without fouling. We're going to keep working."

#### TEAM STATS

- Jaden Shackelford and Jahvon Quinerly paced the team as the two made up 46 of Alabama's 72 points, with Shackelford scoring 24 and Quinerly tallying 20
- The Tide's two guards shot a combined 13-of-31 (42 percent) from the field while the rest of the team combined for 12-of-39 (31 percent) from the floor and
- Alabama was whistled for a season-high 30 fouls on the night, compared to 18 called on Auburn which helped the Tigers to shoot 31-of-39 foul shots while the Tide was just 17-of-22 from the charity stripe
- Auburn owned a big advantage in the paint, outscoring Alabama by 30, 52-22

#### FIRST HALF

- After a back-and-forth opening five minutes, Shackelford got the offense going, scoring eight straight including back-to-back threes, to put Alabama up 10-6 at 15:12 on the clock
- The Tigers started heating up and regained the lead at 27-21 with 7:13 left in the half
- Auburn would go on a 17-5 run over the next 3:49 to increase its lead to its largest of the half at 44-26 with 3:24
- Alabama cut into the lead before intermission by going on an 11-7 run to trail by 14 heading into the break
- Shackelford led the team with 16 points, making 4-of-7 field goals, including three three-pointers, and 5-of-6 baskets from the charity stripe

#### SECOND HALF

- Alabama started the half hot, posting an 18-6 run to cut Auburn's lead to two points at 57-55 with 15:05 to play
- Auburn would push the score back out to 13, 70-57, with a 13-2 run over the next four-plus minutes of play
- The Tide would not get any closer as the Tigers built its lead to as many as 21 points before settling for the 19-point win
- Quinerly scored all but two of his points 20 points over the final 20 minutes of play, hitting 6-of-14 shots from the field

## 2021-22 TOP PERFORMANCES

CATEGORY	ALABAMA	OPPONENTS
Points	28 by Jaden Shackelford vs. Gonzaga, 12/4/21	32, Jamal Cain, Oakland, 11/19/21
Field Goals Made	11 by Jahvon Quinerly vs. South Dakota State, 11/12/21	10 3x, last by Luka Brajkovic, Davidson, 12/21/21
Field Goal Attempts	24 by Jahvon Quinerly vs. South Dakota State, 11/12/21	25, Marcus Sasser, Houston, 12/11/21
3-Pointers Made	6 2x, last by Jaden Shackelford at Georgia, 1/25/22	5, Jarron Coleman, Missouri, 12/21/21
3-Pointers Attempted	15 2x, last by Jahvon Quinerly vs. South Dakota State, 11/12/21	14 2x, last by Marcus Sasser, Houston, 12/11/21
Rebounds	13 by Keon Ellis vs. South Dakota State, 11/12/21	18, Baylor Scheierman, South Dakota State, 11/12/21
Assists	10, 2x, last by JD Davison at Memphis, 12/14/21	8, Foster Loyer, Davidson, 12/21/21
Steals	4 5x, last by Keon Ellis at Georgia, 1/25/22	4, 4x, last by Walker Kessler, Auburn, 2/1/22
Blocks	6 by Charles Bediako vs. Gonzaga, 12/4/21	8, Walker Kessler, Auburn, 2/1/22

## TIDE

## TALE OF THE TAPE

## WILDCATS

2021-22	Season	2021-22
14-8	Overall	18-4
4-5	SEC	7-2
5-5	Last 10	8-2
3-2	Last 5	4-1
81.4	PPG	81.9
76.0	OPP PPG	64.4
+5.4	Margin	+17.5
.448	FG%	.493
.436	FG% DEF	.409
.314	3PT%	.353
.316	3PT% DEF	.307
9.3	3PT MPG	6.5
.717	FT%	.731
39.9	RPG	41.1
36.1	OPP RPG	29.2
+3.8	Margin	+11.9
14.4	APG	17.0
13.6	TOs PG	11.9
4.9	BPG	4.7
7.3	SPG	7.0

## SERIES HISTORY

Overall Series Record .....	Kentucky leads, 114-40
Last Five Contests.....	Alabama leads, 3-2
Last 10 Contests .....	Kentucky leads, 7-3
At Kentucky .....	Kentucky leads, 58-11 (Streak: Alabama won 1)
At Alabama.....	Kentucky leads, 31-25 (Streak: Alabama won 2)
At Coleman Coliseum.....	Kentucky leads, 20-18
Neutral Site.....	Kentucky leads, 28-5
Series Streak .....	Alabama won 2
Last Meeting .....	Jan. 26, 2021 in Tuscaloosa, Ala. (Alabama 70, Kentucky 59)

## ABOUT KENTUCKY

• Kentucky enters the contest sporting an 18-4 overall record on the season and is in second in the league standings with a 7-2 record in SEC play. Most recently, the Wildcats earned their third consecutive win by taking down Vanderbilt, 77-70, last Wednesday night in Lexington, Ky. Junior Keion Brooks Jr. (21) and graduate student Davion Mintz (20) led four players in double figures, while junior Oscar Tshiebwe finished with 11 points and 17 rebounds in the win.

• Kentucky enters the contest ranked No. 5 in the Associated Press and No. 7 in the USA Today Coaches polls. Ken Pomeroy ranks the Wildcats No. 3 overall, which also lists UK No. 4 in offensive efficiency and No. 19 in defensive efficiency, while checking in at No. 8 in the NCAA NET rankings (as of 2/3).

• Tshiebwe is the nation's leading rebounder at 15.2 boards per game and also leads the country with an average of 5.1 offensive rebounds a contest. He also ranks second nationally in defensive rebounds a game (10.1) and third in double-doubles (16). Freshman TyTy Washington Jr. is second in scoring (12.8 ppg) and assists (4.2) while graduate student Kellen Grady averages 12.0 points a game and leads the SEC at 44.2 percent shooting from beyond the arc (65-of-147).

• Point guard and Georgia transfer Sahvir Wheeler steers the Kentucky attack, averaging 7.0 assists per game, which not only leads the SEC but ranks seventh in the nation, and 10.5 points a game. Meanwhile, Brooks Jr. (11.5 ppg) and Mintz (8.8 ppg) each contribute on the offensive end of the floor.

• As a team, Kentucky leads the nation in rebounding margin (+11.9) and rank ninth nationally in total rebounds per game (41.1). Offensively, the Wildcats rank fifth in the nation in scoring margin (81.9-64.4, +17.5), sixth in field goal percentage (49.3 percent), ninth in scoring offense and 12th in assists per game (17.0). Defensively, UK is allowing the opposition to shoot 40.9 percent from the floor and 30.7 percent from beyond the arc.

• Kentucky head coach John Calipari comes into Saturday's game with a career record of 802-237 (.772) in his 30th season at the helm of the men's basketball program. Now in his 13th season at UK, Calipari owns a record of 357-97 (.786).

## ASSOCIATED PRESS POLL

WEEK 13 (JAN. 31)					
Rank	Team (FPV)	Record	Points	Prev. Rank	
1	Auburn (49)	20-1	1508	1	
2	Gonzaga (12)	17-2	1475	2	
3	UCLA	16-2	1338	T7	
4	Purdue	18-3	1282	6	
5	Kentucky	17-4	1195	12	
6	Houston	18-2	1164	T7	
7	Arizona	17-2	1159	3	
8	Baylor	18-3	1141	4	
9	Duke	17-3	1107	9	
10	Kansas	17-3	1014	5	
11	Wisconsin	17-3	938	11	
12	Villanova	16-5	807	14	
13	Michigan State	16-4	751	10	
14	Texas Tech	16-5	741	13	
15	Providence	18-2	709	17	
16	Ohio State	13-5	548	16	
17	UConn	15-4	483	20	
18	Illinois	15-5	445	24	
19	USC	18-3	337	15	
20	Iowa State	16-5	324	23	
21	Xavier	15-5	255	21	
22	Tennessee	14-6	234	18	
23	Texas	16-5	203	RV	
24	Marquette	15-7	188	22	
25	LSU	16-5	180	19	

Others receiving votes: **Alabama 97**, Murray State 42, Saint Mary's 32, Boise State 32, **Miami 29**, Indiana 22, **Davidson 10**, Arkansas 7, Iowa 6, **Iona 6**, TCU 4, Loyola Chicago 4, Notre Dame 4, Colorado State 3, Toledo 1.

## USA TODAY/COACHES POLL

WEEK 13 (JAN. 31)				
Rank	Team (FPV)	Record	Points	Prev. Rank
1	Gonzaga (16)	17-2	784	1
	Auburn (16)	20-1	784	2
3	Purdue	18-3	691	6
4	UCLA	16-2	647	8
5	Arizona	17-2	618	3
6	Duke	17-3	604	7
7	Kentucky	17-4	595	13
8	Baylor	18-3	584	4
9	Houston	18-2	567	9
10	Kansas	17-3	511	5
11	Wisconsin	17-3	478	11
12	Villanova	16-5	461	12
13	Michigan State	16-4	405	10
14	Texas Tech	16-5	386	14
15	Providence	18-2	384	17
16	Ohio State	13-5	296	16
17	UConn	15-4	260	19
18	Illinois	15-5	256	21
19	USC	18-3	199	15
20	Tennessee	14-6	147	20
21	Texas	16-5	134	25
22	Iowa State	16-5	129	24
23	Xavier	15-5	113	23
24	Marquette	15-7	80	RV
25	LSU	16-5	78	18

Others receiving votes: **Alabama 53**, Marquette 44, BYU 36, Seton Hall 32, **Davidson 30**, Miami 22, Loyola Chicago 21, Oregon 18, Florida State 18, Indiana 17, Boise State 14, **Texas A&M 12**, TCU 10, Wake Forest 9, Iowa 8, Murray State 5, San Francisco 3, Saint Mary's 2, Wyoming 1, UAB 1.

## ALABAMA IN THE POLLS WEEK-BY-WEEK

WEEK	AP/USA TODAY	WEEK	AP/USA TODAY
PRE	14/13	9	15/20
2	14/-	10	24/25
3	10/9	11	RV (29)/RV (29)
4	16/16	12	RV (27)/RV (26)
5	9/9	13	RV (26)/RV (26)
6	6/8	14	
7	10/11	15	
8	19/19	16	



## QUICK FACTS

<b>Location</b>	Tuscaloosa, Ala.
<b>Enrollment</b>	38,320
<b>Founded</b>	April 12, 1831
<b>Conference</b>	Southeastern (West)
<b>Colors</b>	Crimson and White
<b>Nickname</b>	Crimson Tide
<b>President</b>	Dr. Stuart Bell
<b>Director of Athletics</b>	Greg Byrne
<b>Faculty Athletics Representative</b>	Dr. James King
<b>Sport Administrator</b>	J Batt
<b>Arena</b>	Coleman Coliseum (14,474)

### Coaching Staff

Head Coach	Nate Oats
Alma Mater	Maranatha Baptist, 1998
Record at Alabama	56-30, .651 (3rd Season)
Career Record	152-73, .676 (7th Season)
Assistant Coaches	Charlie Henry Bryan Hodgson Antoine Pettway
Director of Scouting & Analytics	Adam Bauman
Director of Operations	Alex Accetta
Special Asst. to the Head Coach	Donovan Kates
Director of Video Services	Derek Rongstad
Director of Player Development	Christian Pino
Strength and Conditioning	Mike Snowden
Athletic Trainer	Clarke Holter
Nutritionist	Amanda Branson
Mental Skills Coach	Dr. Arnie Guin
Graduate Managers	Jamie Baker, Ikenna Smart, Jackson Patton, Tayyab Zahid

### Team Information

2020-21 Record	26-7
2020-21 SEC Record	16-2
2021 Postseason	NCAA Tournament (Sweet 16)
Final Rankings (AP/Coaches)	No. 5/No. 5
2020-21 H/A/N Record	12-1/7-3/7-3
Starters Returning/Lost	1/4
Letterwinners Returning/Lost	10/6
Newcomers (including transfers)	5

### Program History

All-Time Record	1,731-1,076-1 (.616)
SEC Record	819-633 (.565)
SEC Regular Season Championships	8
SEC Tournament Record	70-53 (.569)
SEC Tournament Championships	7
NCAA Appearances	21 (21-21, .500)
NIT Appearances	16

### Athletics Communications

Director (Basketball Contact)	Aaron Jordan
Office	205-348-6084
Mobile	205-913-1979
E-mail	ajordan@ia.ua.edu
Secondary Basketball Contact	Stephanie Withey
E-mail	swithey@ia.ua.edu
Fax	205-348-8841
Website	www.RollTide.com
Mailing Address	1201 Coliseum Drive - Room 170 Tuscaloosa, Ala. 35487

## 2021-22 NUMERICAL ROSTER

No.	Name	Pos.	Ht.	Wt.	Cl.	Major	Hometown (Previous School)
0	Noah Gurley#	F	6-8	210	Gr.	Sport Hospitality	Fayetteville, Ga. (Furman)
1	Jusaun Holt	G	6-6	190	Fr.	Exercise Science	Roswell, Ga. (St. Francis Day School)
2	Darius Miles	F	6-6	185	So.	Communication	Washington, D.C. (IMG Academy)
3	JD Davison	G	6-3	175	Fr.	Business	Letohatchee, Ala. (Calhouns HS)
4	Juwan Gary	F	6-6	218	So.	Communication Studies	Columbia, S.C. (West Charlotte HS)
5	Jaden Shackelford	G	6-3	200	Jr.	Advertising	Hesperia, Calif. (Hesperia HS)
10	Charles Bediako	C	7-0	215	Fr.	Finance	Brampton, Ontario (IMG Academy)
12	Delaney Heard	G	6-3	198	So.	Kinesiology	Canton, Ga. (Oak Hill Academy)
13	Jahvon Quinerly	G	6-1	175	Jr.	General Studies	Hackensack, N.J. (Villanova)
14	Keon Ellis	G	6-6	170	Sr.	Business	Eustis, Fla. (Florida SW State)
15	Tyler Barnes	F	6-8	201	Gr.	Sports Hospitality	Louisville, Ky. (St. Xavier HS)
21	Britton Johnson	G	6-4	183	Sr.	Sport Hospitality	Mountain Brook, Ala. (Mountain Brook HS)
22	Keon Ambrose-Hylton	F	6-8	210	So.	Exercise Science	Toronto, Ontario (Andrews Osborne Academy)
24	Jaden Quinerly	G	6-0	155	So.	Business	Hackensack, N.J. (Ramsey HS)
25	Nimari Burnett%	G	6-4	190	So.	Business	Chicago, Ill. (Texas Tech)
30	Adam Cottrell	G	6-3	200	Jr.	Operations Management	Flowery Branch, Ga. (Lakeview Academy)
33	James Rojas	F	6-8	220	Sr.	Post Graduate	Jamestown, N.Y. (Hutchinson CC)
35	Alex Tchikou <sup>a</sup>	F	6-11	225	R-Fr.	Business	Paris, France (Dream City Christian)

# Graduate transfer

% Transfer and immediately eligible to suit up for the 2021-22 season

<sup>a</sup> Injured and was redshirted during the 2020-21 season

## 2021-22 ALPHABETICAL ROSTER

No.	Name	Pos.	Ht.	Wt.	Cl.	Major	Hometown (Previous School)
22	Keon Ambrose-Hylton	F	6-8	210	So.	Exercise Science	Toronto, Ontario (Andrews Osborne Academy)
15	Tyler Barnes	F	6-8	201	Gr.	Sports Hospitality	Louisville, Ky. (St. Xavier HS)
10	Charles Bediako	C	7-0	215	Fr.	Finance	Brampton, Ontario (IMG Academy)
25	Nimari Burnett%	G	6-4	190	So.	Business	Chicago, Ill. (Texas Tech)
30	Adam Cottrell	G	6-3	200	Jr.	Operations Management	Flowery Branch, Ga. (Lakeview Academy)
3	JD Davison	G	6-3	175	Fr.	Business	Letohatchee, Ala. (Calhouns HS)
14	Keon Ellis	G	6-6	170	Sr.	Business	Eustis, Fla. (Florida SW State)
4	Juwan Gary	F	6-6	218	So.	Communication Studies	Columbia, S.C. (West Charlotte HS)
0	Noah Gurley#	F	6-8	210	Gr.	Sport Hospitality	Fayetteville, Ga. (Furman)
12	Delaney Heard	G	6-3	198	So.	Kinesiology	Canton, Ga. (Oak Hill Academy)
1	Jusaun Holt	G	6-6	190	Fr.	Exercise Science	Roswell, Ga. (St. Francis Day School)
21	Britton Johnson	G	6-4	183	Sr.	Sport Hospitality	Mountain Brook, Ala. (Mountain Brook HS)
2	Darius Miles	F	6-6	185	So.	Communication	Washington, D.C. (IMG Academy)
24	Jaden Quinerly	G	6-0	155	So.	Business	Hackensack, N.J. (Ramsey HS)
13	Jahvon Quinerly	G	6-1	175	Jr.	General Studies	Hackensack, N.J. (Villanova)
33	James Rojas	F	6-8	220	Sr.	Post Graduate	Jamestown, N.Y. (Hutchinson CC)
5	Jaden Shackelford	G	6-3	200	Jr.	Advertising	Hesperia, Calif. (Hesperia HS)
35	Alex Tchikou <sup>a</sup>	F	6-11	225	R-Fr.	Business	Paris, France (Dream City Christian)

# Graduate transfer

% Transfer and immediately eligible to suit up for the 2021-22 season

<sup>a</sup> Injured and was redshirted during the 2020-21 season

## CLASS

### FRESHMAN

Jusuan Holt	
JD Davison	
Charles Bediako	
Alex Tchikou (Redshirt)	

### SOPHOMORES

Darius Miles	
Juwan Gary	
Delaney Heard	
Keon Ambrose-Hylton	
Jaden Quinerly	
Nimari Burnett	

### JUNIORS

Jaden Shackelford	
Jahvon Quinerly	
Adam Cottrell	

### SENIORS/GRADUATES

Keon Ellis	
Britton Johnson	
James Rojas	
Noah Gurley (Gr.)	
Tyler Barnes (Gr.)	

## PRONUNCIATION GUIDE

### PLAYERS

Charles Bediako	Bed-EE-ah-koe
Nimari Burnett	Nih-mahr-EE
Jusaun Holt	JU-sahn
Juwan Gary	Juh-WAHN
Jahvon Quinerly	Juh-VON
James Rojas	ROE-hoss
Alex Tchikou	CHEE-koo

### COACHES

Adam Bauman	BO-man
Arnie Guin	GYOO-in
Bryan Hodgson	HODGE-sun
Antoine Pettway	PETT-way

## WHAT'S TRENDING?

## LAST 5 (3-2)

## Team Box Score

No.	Player				Total		3-Point		F-Throw		Rebounds											
		GP-GS	MIN	AVG	FG-FGA	FG%	3FG-3FGA	3FG%	FT-FTA	FT%	OFF	DEF	TOT	AVG	PF	DQ	A	TO	BLK	STL	PTS	AVG
5	SHACKELFORD, Jaden	5-5	178:57	35.8	30-71	.423	17-43	.395	35-42	.833	7	19	26	5.2	9	0	12	11	1	9	112	22.4
13	QUINERLY, Jahvon	5-2	160:42	32.1	26-70	.371	8-31	.258	15-18	.833	2	15	17	3.4	12	0	22	12	0	6	75	15.0
14	ELLIS, Keon	5-5	145:14	29.0	16-41	.390	9-25	.360	15-18	.833	13	17	30	6.0	19	0	7	7	5	12	56	11.2
3	DAVISON, JD	5-3	129:01	25.8	15-36	.417	5-18	.278	7-10	.700	2	14	16	3.2	9	0	19	10	4	5	42	8.4
0	GURLEY, Noah	5-2	91:45	18.4	16-26	.615	2-7	.286	6-15	.400	15	7	22	4.4	11	0	3	11	4	1	40	8.0
4	GARY, Juwan	3-1	52:13	17.4	8-12	.667	0-1	.000	2-4	.500	7	4	11	3.7	5	0	0	1	2	1	18	6.0
33	ROJAS, James	5-2	74:08	14.8	7-18	.389	2-11	.182	6-9	.667	6	10	16	3.2	10	1	3	6	0	5	22	4.4
2	MILES, Darius	4-1	63:02	15.8	4-14	.286	3-11	.273	6-8	.750	2	10	12	3.0	8	0	0	5	1	2	17	4.3
10	BEDIAKO, Charles	5-4	77:58	15.6	7-12	.583	0-0	.000	2-4	.500	10	8	18	3.6	10	0	1	5	6	1	16	3.2
21	JOHNSON, Britton	2-0	09:41	4.8	1-5	.200	0-4	.000	0-1	.000	4	0	4	2.0	1	0	0	1	0	0	2	1.0
1	HOLT, Jusaun	4-0	17:19	4.3	0-2	.000	0-2	.000	0-0	.000	0	2	2	0.5	1	0	0	1	0	0	0	0.0
Team											12	13	25					3				
Total		5	1000		130-307	.423	46-153	.301	94-129	.729	80	119	199	39.8	95	1	67	73	23	42	400	80.0
Opponents		5	1000		138-299	.462	43-109	.394	84-111	.757	55	115	170	34.0	106	3	58	69	24	34	403	80.6

## HOME GAMES (10-1)

## Team Box Score

No.	Player				Total		3-Point		F-Throw		Rebounds											
		GP-GS	MIN	AVG	FG-FGA	FG%	3FG-3FGA	3FG%	FT-FTA	FT%	OFF	DEF	TOT	AVG	PF	DQ	A	TO	BLK	STL	PTS	AVG
5	SHACKELFORD, Jaden	11-11	369:01	33.5	60-158	.380	29-92	.315	38-48	.792	17	53	70	6.4	16	0	17	18	4	11	187	17.0
13	QUINERLY, Jahvon	11-9	355:45	32.3	65-147	.442	19-69	.275	27-34	.794	2	41	43	3.9	21	0	52	30	2	12	176	16.0
14	ELLIS, Keon	11-11	349:51	31.8	35-82	.427	20-56	.357	43-49	.878	21	54	75	6.8	29	1	20	15	5	22	133	12.1
3	DAVISON, JD	11-2	264:28	24.0	30-67	.448	8-30	.267	25-33	.758	10	41	51	4.6	12	0	36	31	3	8	93	8.5
0	GURLEY, Noah	11-6	232:45	21.2	33-67	.493	6-26	.231	19-32	.594	17	29	46	4.2	25	1	10	18	11	3	91	8.3
2	MILES, Darius	9-1	180:03	20.0	24-48	.500	11-26	.423	14-22	.636	12	27	39	4.3	23	0	7	10	5	7	73	8.1
4	GARY, Juwan	8-4	132:25	16.6	24-43	.558	1-11	.091	7-11	.636	16	10	26	3.3	18	0	2	3	5	6	56	7.0
10	BEDIAKO, Charles	11-10	188:48	17.2	26-39	.667	0-0	.000	15-26	.577	17	17	34	3.1	26	3	6	12	17	6	67	6.1
15	BARNES, Tyler	2-0	03:32	1.8	2-3	.667	1-1	1.000	2-2	1.000	0	1	1	0.5	0	0	0	0	0	0	7	3.5
33	ROJAS, James	3-1	34:13	11.4	3-8	.375	0-5	.000	2-2	1.000	3	7	10	3.3	3	0	0	3	0	3	8	2.7
22	AMBROSE-HYLTON, Keon	5-0	28:39	5.7	2-5	.400	0-0	.000	0-0	.000	5	1	6	1.2	6	0	3	3	1	0	4	0.8
21	JOHNSON, Britton	3-0	05:50	1.9	1-4	.250	0-3	.000	0-1	.000	4	1	5	1.7	1	0	0	1	0	0	2	0.7
24	QUINERLY, Jaden	1-0	00:59	1.0	0-0	.000	0-0	.000	0-2	.000	0	1	1	1.0	0	0	0	0	0	0	0	0.0
1	HOLT, Jusaun	7-0	47:33	6.8	0-10	.000	0-9	.000	0-0	.000	3	8	11	1.6	2	0	0	2	1	0	0	0.0
30	COTTRELL, Adam	1-0	01:45	1.8	0-0	.000	0-0	.000	0-0	.000	0	0	0	0.0	0	0	1	0	0	0	0	0.0
35	TCHIKOU, Alex	1-0	03:24	3.4	0-1	.000	0-0	.000	0-0	.000	0	1	1	1.0	0	0	0	0	0	0	0	0.0
12	HEARD, Delaney	1-0	00:59	1.0	0-0	.000	0-0	.000	0-0	.000	0	0	0	0.0	0	0	0	0	0	0	0	0.0
Team											25	21	46					3				
Total		11	2200		305-682	.447	95-328	.290	192-262	.733	152	313	465	42.3	182	5	154	149	54	78	897	81.5
Opponents		11	2200		290-706	.411	85-276	.308	125-194	.644	139	262	401	36.5	232	9	106	142	41	79	790	71.8

## WHO'S HOT?



**JADEN SHACKELFORD**  
GUARD Jr. • 6-3 • 200

Hesperia, Calif.  
(Hesperia HS)

## LAST EIGHT GAMES:

19.9 PPG

5.0 RPG

1.4 SPG

34.5 MPG

Leads team with eight 20-point games and 21 double-figure scoring games this year



**JAHVON QUINERLY**  
GUARD Jr. • 6-1 • 175

Hackensack, N.J.  
(Villanova/Hudson Catholic HS)

## LAST TWO GAMES:

20.0 PPG

4.5 APG

2.5 3s PER GAME

345 MPG



**DARIUS MILES**  
FORWARD So. • 6-6 • 185

Washington, D.C.  
(IMG Academy)

## HOME GAMES:

8.1 PPG

4.3 RPG

20.0 MPG

50.0 FG% (12-of-24)

42.3 3FG% (11-of-26)

## BLUE COLLAR PTS

The Hard Hat Award is something created by head coach Nate Oats which is handed out to a Crimson Tide men's basketball player at the end of each game. The Blue Collar point system accumulates over the course of a game with the highest game total receiving the Hard Hat. Deflections, steals, blocks, rebounds and loose balls count for one point. Offensive rebounds are worth 1.5 points, floor dives are two and charges are worth four points. Below is Blue Collar list for each game and cumulative totals from last year:

OPPONENT	TEAM TOTAL	HARD HAT AWARD
Louisiana Tech	102	Juwan Gary (20.5)
South Dakota State	94	Keon Ellis (25.5)
South Alabama	102	Charles Bediako (23.5)
Oakland	101	Jaden Shackelford (15.5)
vs. Iona	86	Jahvon Quinerly (14.5)
vs. Drake	95	Juwan Gary (21)
vs. Miami	82.5	JD Davison (13)
vs. Gonzaga	120.5	Darius Miles (22)
Houston	85.5	Juwan Gary (18.5)
at Memphis	102.5	JD Davison (19.5)
Jacksonville State	100	Charles Bediako (22)
vs. Davidson	90	Gurley/Ellis (17)
Tennessee	87.5	Keon Ellis (21)
at Florida	107	Keon Ellis (20.5)
at Missouri	85	JD Davison (14.5)
Auburn	105.5	Keon Ellis (22.5)
at Mississippi State	103.5	Jaden Shackelford (17)
LSU	116.5	Noah Gurley (20.5)
Missouri	107.5	Jaden Shackelford (21.5)
at Georgia	117	James Rojas (21.5)
Baylor	92.5	Jaden Shackelford (28.5)
at Auburn	92	Keon Ellis (16)

## HARD HAT WINNERS

Keon Ellis	6
Jaden Shackelford	4
JD Davison	3
Juwan Gary	3
Charles Bediako	2
Noah Gurley	2
Darius Miles	1
Jahvon Quinerly	1
James Rojas	1

## CUMULATIVE BLUE COLLAR POINTS TOTAL

Keon Ellis	358.5
Jaden Shackelford	300
Charles Bediako	254.5
Darius Miles	227.5
JD Davison	213
Jahvon Quinerly	213.5
Noah Gurley	209
Juwan Gary	182
James Rojas	75
Jusaun Holt	35.5
Britton Johnson	18
Keon Ambrose-Hylton	17.5
Alex Tchikou	5
Jaden Quinerly	3.5
Tyler Barnes	1
<b>TOTALS</b>	<b>2,204</b>

## SEASON DEFLECTIONS

Keon Ellis	83
Jaden Shackelford	45
Jahvon Quinerly	39
Darius Miles	35
Noah Gurley	28
Charles Bediako	27
JD Davison	26
Juwan Gary	20
James Rojas	14
Keon Ambrose-Hylton	3
Jusaun Holt	2
<b>TOTALS</b>	<b>322</b>

## ALABAMA BASKETBALL: WHAT YOU NEED TO KNOW

## TEAM NOTES

• The Crimson Tide remains just outside the top-25 rankings for Week 13. Alabama is first team left out in both the Associated Press (97 votes, No. 26) and Ferris Mowers USA Today Coaches Poll (39 votes, No. 26) Top 25 polls according to the most recent national rankings which were revealed Monday afternoon.

• **NET RANKING FACTS:** Alabama has a NET Ranking of No. 22 in the nation as of 2/3 which is fifth-best in the SEC... UA leads the nation with three wins among the top-5 of the NCAA NET Rankings (No. 1 Gonzaga, No. 2 Houston, No. 5 Baylor)... of the nine games remaining on the regular-season slate, three are Q1 opponents and five are Q2 ... all four remaining Q1 games are against teams in the top 15 of the NCAA NET... UA is tied for second in the nation in total number of Quad 1 wins (6)... Alabama is the only team in the nation to have not played a Quad 4 opponent.

• The Crimson Tide owns a 5-2 record vs. teams ranked in the AP Top 25 this season, with all five victories coming against top-15 ranked squads. The five ranked wins is tied for second-most in the nation (Texas Tech), trailing Marquette (6) by one. The Tide leads the country in top-15 wins (5), defeating then-No. 3 Gonzaga (91-82 in Seattle), then-No. 14 Houston (83-82), then-No. 14 Tennessee (73-68), then-No. 13 LSU (70-67) and then-No. 4 Baylor (87-78).

• According to the other metric rankings, Alabama is ranked in the following (as of 2/4): No. 18 KenPom.com, No. 19 ESPN.com BPI, No. 20 Sagarin and No. 23 in the NCAA NET rankings. The Tide's "Best" NET wins (Quad 1) include: Gonzaga (No. 1), Houston (No. 2), Baylor (No. 5), Tennessee (No. 13), LSU (No. 15) and at Florida (No. 49).

• Alabama owns a record of 2-2 in games that have come down to a single possession (3 or fewer points) and is 3-4 in two possession contests (4-6 points) on the year.

• Of the Tide's nine remaining regular season contests, three games will be played against teams ranked in the top 15 of the NCAA NET Rankings: two games vs. No. 8 Kentucky (vs. UK Feb. 5, at UK Feb. 19), and at No. 15 LSU (March 5).

• According to the most recent KenPom rankings (as of 2/4), the Tide ranks No. 8 in the nation in offensive efficiency, No. 12 in average possession length and No. 17 in adjusted tempo. The site also ranks UA No. 77 in the nation and defensive efficiency.

• The Tide enters the contest ranked No. 2 in the SEC and No. 10 in the nation in scoring offense at 81.4 points per game. UA also leads the league in threes attempted (653), threes made (205) and threes made per game (9.3).

• Nationally, Alabama ranks among the top 50 in the following: total threes attempted (7th), offensive rebounds (8th/13.6), scoring offense (10th), free throws attempted (15th/467), free throws made (23rd/335), rebounds per game (26th/39.9), total threes made (26th), blocks per game (35th/4.9) and threes made per game (35th).

• Head coach Nate Oats signed the No. 3-ranked recruiting class in the nation, according to both Rivals and 247sports. The highest-ranked signing class in program history included a pair of five-star signees – a first in program history – and three additional four-star prospects. The full breakdown can be found on page 12.

• The Crimson Tide was the preseason pick to finish second in the league in voting by a select panel of both SEC and national media members. Kentucky was picked to win the league, with the Crimson Tide, Arkansas, Tennessee and Auburn rounding out the top five, respectively.

## INDIVIDUAL NOTES

• Jaden Shackelford, who was named to the Preseason Jerry West Award Watch List, has had a hot start to the season. Entering Saturday's contest, Shackelford leads the SEC threes made per game (3.1), total threes made (69) and threes attempted (185). Those numbers rank 28th, 11th and 6th in the nation, respectively.

• Senior Keon Ellis is considered one of the top two-way players in the SEC. For the season, Ellis ranks second in the league in free throw percentage (87.5 percent), ranks fifth in steals (2.0 spg) and ranks 10th in rebounding (6.2 rpg) while also averaging 12.0 ppg. He's stepped up his play on defense in league action, leading the SEC in conference games only at 2.9 steals per contest. For the year, he tops the team in total +/- numbers (+123) and ranks sixth in the conference with an average of +10.0 per 40 minutes.

## 2021-22 HUSTLE STATS

DUNK CHART		CHARGES TAKEN		FLOOR DIVES		AND-1's	
PLAYER	DUNKS	PLAYER	CHARGES	PLAYER	FLOOR DIVES	PLAYER	AND-1's
Bediako	24	Shackelford	9	Quinerly	14	Ellis	6-for-6
Gurley	14	Quinerly	5	Miles	14	Shackelford	5-for-8
Ellis	10	Ellis	4	Ellis	11	Bediako	2-for-6
Gary	10	Miles	4	Gary	9	Quinerly	4-for-6
Davison	7	Bediako	3	Gurley	8	Gurley	2-for-3
Miles	2	Davison	3	Shackelford	8	Davison	2-for-4
Ambrose-Hylton	1	Gurley	2	Bediako	7	Gary	1-for-4
<b>TOTALS</b>	<b>64</b>	Rojas	2	Rojas	6	Miles	1-for-3
		Johnson	1	Holt	3	Rojas	1-for-1
		<b>TOTALS</b>	<b>33</b>	Davison	3	Ambrose-Hylton	0-for-1
				Johnson	2	Johnson	0-for-1
				<b>TOTALS</b>	<b>85</b>	<b>TOTALS</b>	<b>24-for-43 (.558)</b>

## SPECIALTY STATS

Opponent	Paint	Pts off		2ndCh	FastB	Bench
		T/O				
LOUISIANA TECH	32	5	19	3	32	
ALABAMA	16	36	22	14	41	
SOUTH DAKOTA STATE	42	13	6	12	52	
ALABAMA	56	17	26	12	19	
SOUTH ALABAMA	34	18	10	4	9	
ALABAMA	36	20	12	5	12	
OAKLAND	24	11	12	2	8	
ALABAMA	38	14	21	12	20	
vs. Iona	36	6	7	13	19	
ALABAMA	36	11	8	14	19	
vs. Drake	19	32	13	5	23	
ALABAMA	18	46	15	10	21	
vs. Miami	28	16	4	9	9	
ALABAMA	38	25	15	17	34	
vs. Gonzaga	40	13	17	9	23	
ALABAMA	36	18	16	13	19	
HOUSTON	38	16	23	8	26	
ALABAMA	36	6	8	18	18	
at Memphis	44	29	11	20	31	
ALABAMA	38	18	17	18	21	
JACKSONVILLE STATE	28	15	10	2	14	
ALABAMA	30	13	10	19	19	
vs. Davidson	38	19	6	6	4	
ALABAMA	36	15	17	4	17	
TENNESSEE	22	16	9	9	20	
ALABAMA	38	17	8	5	27	
at Florida	26	10	21	5	19	
ALABAMA	40	21	16	12	7	
at Missouri	36	7	17	7	5	
ALABAMA	46	13	11	14	27	
AUBURN	40	11	8	19	31	
ALABAMA	32	14	8	14	30	
at Mississippi State	34	22	21	14	12	
ALABAMA	28	13	16	11	27	
LSU	26	17	11	9	30	
ALABAMA	28	21	15	6	22	
MISSOURI	36	18	18	4	22	
ALABAMA	38	21	24	12	24	
at Georgia	32	23	13	9	29	
ALABAMA	36	14	17	15	18	
BAYLOR	30	14	17	8	29	
ALABAMA	42	24	9	9	33	
at Auburn	52	12	10	27	44	
ALABAMA	22	8	8	11	20	
KENTUCKY						
ALABAMA						
at Ole Miss						
ALABAMA						
ARKANSAS						
ALABAMA						
MISSISSIPPI STATE						
ALABAMA						
at Kentucky						
ALABAMA						
at Vanderbilt						
ALABAMA						
SOUTH CAROLINA						
ALABAMA						
TEXAS A&M						
ALABAMA						
at LSU						
ALABAMA						

<b>OPPONENT Totals</b>	<b>746</b>	<b>343</b>	<b>283</b>	<b>204</b>	<b>491</b>
<b>Average/Game</b>	<b>33.9</b>	<b>15.6</b>	<b>12.9</b>	<b>9.3</b>	<b>22.3</b>
<b>ALABAMA Totals</b>	<b>755</b>	<b>323</b>	<b>319</b>	<b>265</b>	<b>495</b>
<b>Average/Game</b>	<b>34.3</b>	<b>14.7</b>	<b>14.5</b>	<b>12.0</b>	<b>22.5</b>

## ABOUT ALABAMA BASKETBALL

- Alabama is in its 109th season of basketball in 2021-22. The Tide's first season of hoops came in 1912-13. There was no season in 1943-44 due to World War II.
- The Crimson Tide is led by three players who average double figures in Jaden Shackelford (17.6 ppg), Jahvon Quinerly (14.8 ppg) and Keon Ellis (12.0 ppg). The trio combines to account for 54 percent (44.4 of the 81.4 points per game average), 70 percent of the three-pointers made (143 of 205), 52 percent field goals made (324 of 625) and 52 percent of the total free throws made (185 of 335).
- The Tide youth has also shined this season. A pair of freshmen in guard JD Davison and center Charles Bediako have both been impressive during their rookie campaign. Davison, a consensus five star and McDonald's All-American, ranks second on the team in assists (4.1 apg) while also ranking among the team leaders at 8.2 points and 4.2 rebounds per contest. Bediako has been a strong inside presence, collecting 6.1 points, 4.2 rebounds and a team-leading 1.5 blocks a game. Meanwhile, sophomore Juwan Gary has also been impressive in his second year at UA, averaging 8.3 points and 4.3 rebounds per game.
- Alabama was picked to finish second in the league in voting by a select panel of both SEC and national media members. Kentucky was the preseason favorite to win this year's regular season title, followed by the Tide, Arkansas, Tennessee and Auburn to round out the top five. Both Quinerly and Shackelford were named to the SEC Preseason First Team.
- The Tide holds an all-time record of 1,731-1,075-1 (.616), which includes an 819-632 (.565) record in SEC play. By capturing its 800th SEC win, Alabama joined Kentucky as the only two teams in conference history to reach the milestone. UA also became the third team in the SEC and 34th team in NCAA history to reach 1,700 program wins. Only Kentucky and Arkansas have more wins than the Crimson Tide.

## RECAPING THE 2020-21 CHAMPIONSHIP SEASON

- Alabama returns its top two scorers and 10 letterwinners from last season's SEC Championship team that went on to finish 27-6 overall and 16-2 in the SEC while claiming the 2021 SEC regular season and tournament championships.
- UA won the program's eighth SEC regular season championship a year ago, finishing with a 16-2 league record which tied for the most wins in the conference in program history. In addition to claiming the 2021 crown, the Crimson Tide also claimed regular season titles in 1934, 1956, 1974, 1975, 1976, 1987 and 2002.
- Alabama claimed its seventh SEC Tournament titles last year. It was the first tournament title by the Tide in 30 years, with the last coming in 1991. In all, the Tide has won 15 combined championships - the eight regular season titles ranking third-most and the seven tournament championships ranking second-best in the league.
- UA has made 37 NCAA (21) or NIT (16) appearances in program lore. It was the program's third appearance since 2012 (also earned an at-large bid in 2018).
- The Tide made its 21st NCAA Tournament appearance in program history and has reached its eighth Sweet 16 showing. Alabama owns a record of 21-21 (.512) in NCAA Tournament games.
- Alabama also ranks second in the SEC in league victories and third in all-time winning percentage.

## NATION'S BEST BACKCOURT?

- The Alabama backcourt of Jaden Shackelford, Jahvon Quinerly, Keon Ellis and JD Davison is living up to its preseason hype of not only one of the top backcourts in the SEC, but arguably in the nation
- Two members in Shackelford (Jerry West) and Quinerly (Bob Cousy) were each named to preseason national watch lists, Ellis was a JUCO All-American and Davison was a McDonald's All-American and one of the top players to ever sign at Alabama
- The SEC has also recognized both Shackelford and Davison as the league's player and freshman of the week for the week of Dec. 6, respectively, marking just the second time in school history Tide players swept the awards
- So far this season, the backcourt has shined, as Shackelford (17.6 ppg), Quinerly (14.8 ppg), Ellis (12.0 ppg) and Davison (8.2 ppg) are combining to average 52.3 points or 65 percent of the team's scoring output

## ALABAMA-KENTUCKY - SERIES NOTES

- Saturday's game will mark the 155th meeting in series history between two schools and the first of two meetings between the rivals this season. second meeting between the teams during the regular season. The Crimson Tide will travel to Lexington, Ky., for the return to game in exactly two weeks (Feb. 19).
- The 154 total games played in the series stands as UA's fifth-most common opponent in program lore. Kentucky owns a 114-40 edge in the all-time series.
- When playing Kentucky in Tuscaloosa, Alabama owns an all-time record of 25-31, including an 19-20 mark in games played at Coleman Coliseum.
- Last season, Alabama swept the season series which gave the Tide a season sweep over the Wildcats for the first time in 32 years dating back to the 1988-89 season. In the first meeting, the Crimson Tide captured an impressive 85-65 victory over the Wildcats inside Rupp Arena back - the largest win by a UA team in Lexington since winning by 23 points (94-71) on Feb. 23, 1974. UA followed that with a 70-59 win over UK in Tuscaloosa.
- Despite the consecutive wins, the Tide has dropped 13 of the last 16 games played against the Wildcats. The series began in 1923.



# RECORD WHEN...

At home .....	10-1
On the road .....	1-5
At neutral sites .....	3-2
In SEC games .....	4-4
SEC home games .....	3-1
SEC road games .....	1-4
In non-conference games .....	10-3
In overtime .....	0-0

In games decided by ...	
3 points or less (one possession games) .....	2-2
4-6 points or less (two possession games) .....	3-4
7 points or more .....	9-2

Leading at the half .....	10-4
Trailing at the half .....	3-4
Tied at the half .....	1-0

Shooting 40% or better .....	13-5
Shooting less than 40% .....	1-3
Opponent better than 40% .....	10-8
Opponent shoots 40% or less .....	4-0
Shooting same or better than opponent .....	11-2
Shooting worse than opponent .....	3-6

Outrebounding opponent .....	11-3
Opponent outrebounds UA .....	2-5
Rebounds are tied .....	1-0

70% or better on FT .....	6-4
less than 70% on FT .....	8-4
More FT att. than opponent .....	8-3
Less FT att. than opponent .....	4-5
Same FT att. as opponent .....	2-0

40% or better on 3PT .....	1-0
Less than 40% on 3PT .....	13-8

More turnovers than opponent .....	7-5
Less turnovers than opponent .....	5-2
Same turnovers as opponent .....	2-1

Scoring 80 or more points .....	10-2
Scoring 70-79 points .....	3-5
Scoring 60-69 points .....	1-1
Scoring 50-59 points .....	0-0
Scoring less than 50 points .....	0-0

Allowing 80 or more points .....	3-5
Allowing 70-79 points .....	4-3
Allowing 60-69 points .....	5-0
Allowing 50-59 points .....	2-0
Allowing less than 50 points .....	0-0

On Sunday .....	1-0
On Monday .....	0-0
On Tuesday .....	2-4
On Wednesday .....	3-0
On Thursday .....	0-1
On Friday .....	3-0
On Saturday .....	5-3

In November .....	6-1
In December .....	4-2
In January .....	4-4
In February .....	0-1
In March .....	0-0

Official Basketball Box Score - Final  
**Auburn at Alabama**  
01/11/22 Coleman Coliseum, Tuscaloosa  
2021-22 Men's Basketball

Game Time: 8:00 PM  
Game Duration: 2:11  
Attendance: 13,474

Auburn - 81

Record: 15-1 (4-0)

Officials: Terry Oglesby, Joe Lindsay, Bart Lenox

NO.	Name	Min	FG	3P	FT	Rebounds	Fouls	TP	AS	TO	ST	Blocks	+/-
			M-A	M-A	M-A	OR DR TOT	PF FD					BS BA	
10	Jabari Smith	F 34:03	8-14	3-6	6-10	1 6 7	3 6	25	1	2	2	4 2	4
13	Walker Kessler	F 12:25	1-1	0-0	0-0	1 1 2	5 0	2	1	3	0	0 0	1
0	K.D. Johnson	G 31:30	5-12	1-5	2-6	1 7 8	2 4	13	3	1	3	0 1	-2
12	Zep Jasper	G 14:51	0-1	0-1	0-0	1 1 2	2 1	0	0	1	0	0 0	7
22	Allen Flanigan	G 26:10	3-6	0-1	4-4	0 4 4	3 3	10	1	2	0	0 1	-6
1	Wendell Green Jr.	31:24	7-20	3-10	2-2	0 3 3	3 3	19	4	0	3	0 3	3
44	Dylan Cardwell	18:13	3-4	0-0	0-0	2 4 6	2 1	6	0	1	0	4 0	3
35	Devan Cambridge	13:50	2-3	0-1	0-0	1 4 5	2 0	4	0	1	0	1 0	10
2	Jaylin Williams	15:19	1-5	0-1	0-0	1 3 4	2 0	2	1	1	1	2 0	0
24	Lior Berman	02:15	0-1	0-1	0-0	0 0 0	0 0	0	0	0	0	0 0	0
Team						2 1 3	0	0	0	1			
Totals			30-67	7-26	14-22	10 34 44	24 18	81	11	13	9	11 7	4

Technical Fouls: NONE

Alabama - 77

Record: 11-5 (2-2)

NO.	Name	Min	FG	3P	FT	Rebounds	Fouls	TP	AS	TO	ST	Blocks	+/-
			M-A	M-A	M-A	OR DR TOT	PF FD					BS BA	
4	Juwan Gary	F 06:06	2-3	0-1	0-0	1 0 1	4 0	4	0	0	0	0 0	-3
10	Charles Bediako	C 13:59	2-3	0-0	2-2	1 0 1	0 2	6	0	1	0	2 0	-9
5	Jaden Shackelford	G 29:07	4-14	2-8	3-4	1 6 7	0 2	13	1	1	0	0 3	-2
13	Jahvon Quinerly	G 32:07	4-19	2-10	4-4	1 5 6	3 5	14	5	4	0	1 6	-16
14	Keon Ellis	G 30:43	1-5	1-4	7-8	1 6 7	5 5	10	0	2	4	0 0	-4
2	Darius Miles	29:11	3-6	1-3	3-5	3 6 9	4 5	10	1	2	1	1 0	0
0	Noah Gurley	26:01	3-6	1-2	4-4	0 2 2	0 2	11	1	1	0	3 1	5
3	JD Davison	26:03	4-9	0-2	1-2	0 2 2	1 3	9	4	1	1	0 1	11
1	Jusaun Holt	06:43	0-1	0-1	0-0	0 1 1	1 0	0	0	0	0	0 0	-2
Team						3 3 6	0	0	0				
Totals			23-66	7-31	24-29	11 31 42	18 24	77	12	12	6	7 11	-4

Technical Fouls: NONE

	Aub	Bama
Biggest lead	14 (2 <sup>nd</sup> 7:57)	3 (1 <sup>st</sup> 12:46)
Best Scoring Run	9 (2 <sup>nd</sup> 8:33)	14 (2 <sup>nd</sup> 4:04)
Lead Changes	8	
Times Tied	10	
Time with Lead	28:41	04:07

Points from	Aub	Bama
Turnovers	11	14
Paint	40	32
Second Chance	8	8
Fast Breaks	19	14
Bench	31	30

Period by Period Scoring			
	1st	2nd	TOT
Aub	40	41	81
Bama	35	42	77

Shooting By Period			
1 <sup>st</sup> FG%	16-37	43.2%	
3PT%	2-14	14.3%	
FT%	6-9	66.7%	
2 <sup>nd</sup> FG%	14-30	46.7%	
3PT%	5-12	41.7%	
FT%	8-13	61.5%	
GM FG%	30-67	44.8%	
3PT%	7-26	26.9%	
FT%	14-22	63.6%	
Dead Ball Rebounds: 4, 0			

## STATS IN WINS VS LOSSES | RANKED VS. UNRANKED

- Below is a breakdown of key stats
- Alabama's 14 wins compared to the same stats in its eight losses on the year.

GAMES	POINTS PER GAME	FG%	3FG%	REBS PER GAME	ASTS PER GAME
	UA-OPP (MARGIN)	UA / OPP	UA / OPP	UA / OPP (MARGIN)	UA / OPP
Won (14)	83.6-71.1 (+12.4)	.463 / .416	.318 / .319	41.6 / 35.4 (+6.3)	14.7 / 10.0
Lost (8)	77.5-84.5 (-7.0)	.422 / .473	.307 / .309	36.9 / 37.5 9 (-0.6)	13.8 / 15.4

- Alabama's games vs. ranked (5-2) and unranked (9-6) opponents

GAMES	POINTS PER GAME	FG%	3FG%	REBS PER GAME	FTM-FTA	FT%
	UA-OPP (MARGIN)	UA / OPP	UA / OPP	UA / OPP (MARGIN)	UA / OPP	UA / OPP
Ranked (7)	80.2-76.3 (+3.8)	.436 / .427	.284 / .352	39.2 / 37.5 (+1.7)	121-161 / 81-123	.752 / .659
Unranked (15)	81.9-74.3 (+7.6)	.459 / .437	.320 / .305	40.1 / 34.9 (+5.3)	197-284 / 213-307	.694 / .694

## TOP SCORING DUO

- The duo of Jaden Shackelford and Jahvon Quinerly are forming quite the offensive duo in the league. The combination ranks as the top scoring pair in the conference.
- Shackelford (17.6 ppg) and Quinerly (14.8) combine to account for 32.1 points per game, 0.8 points better than Vanderbilt's Scottie Pippen Jr. and Jordan Wright's 31.6 points per game average.
- Below is the SEC's top seven scoring duos:

Player (PPG)	School	Total Combined Points
Jaden Shackelford (17.6)/Jahvon Quinerly (14.8)	Alabama	32.4
Scottie Pippen Jr. (19.3)/Jordan Wright (12.3)	Vanderbilt	31.6
J.D. Notae (19.0)/Au'Diese Toney (11.0)	Arkansas	30.0
Oscar Tshiebwé (16.1)/Ty Ty Washington Jr. (12.8)	Kentucky	28.9
Iverson Molinar (18.1)/Garrison Brooks (11.0)	Mississippi State	29.1
Tari Eason (15.9)/Darius Days (13.5)	LSU	29.4
Jabari Smith (15.6)/K.D. Johnson (13.2)	Auburn	28.8

## STRENGTH OF SCHEDULE

- Alabama enters Saturday's contest having played the toughest schedule in the nation to this point
- The Crimson Tide's schedule ranks No. 1 in the nation in across all metric ranking systems, including average opponent NET ranking, KenPom.com, ESPN BPI, Sagarin rankings and RealTimeRPI.

## BY THE NUMBERS

**0**

Number of Quad 4 games played by Alabama this season according to the NCAA NET Rankings – the only team in the nation to not have played any Q4 games this year.

**1**

The Tide owns the consensus No. 1 ranked strength of schedule according to the NCAA NET Ranking, Ken Pomeroy ranking and ESPN BPI, among other metric rankings.

**1**

Jaden Shackelford leads the SEC in threes made (69), threes attempted (185) and threes made per game (3.1)

**3**

Ranking of the 2022 signing class, which consists of two five-star signees, by both Rivals and 247Sports. com. It is the highest-ranked signing class in program history

**3**

Alabama is the only team in the nation with three victories over the top-five NCAA NET victories this season (defeated No. 1 Gonzaga, No. 2 Houston, No. 5 Baylor).

**3**

Out of the Tide's remaining nine regular season contests, three will be against teams ranked among the NCAA NET top-10 (twice vs. No. 8 Kentucky and No. 13 LSU)

**6**

Alabama is currently tied for second in the nation in the totale number of Quad 1 victories with six.

**8**

Alabama is currently ranked 8th nationally in offensive efficiency, according to KenPom.com

**18**

According to the KenPom.com rankings, Alabama is currently 18th in the nation in adjusted offensive tempo, averaging 71.6 possessions per game

**348-OF-989**

Alabama set a school record for threes made and attempted for a second consecutive season. The Tide's 989 attempts also ranked second-most in SEC history, while the 348 ranked fourth-best by any conference team.

**819**

Number of SEC wins for Alabama, which ranks second among all league teams (Kentucky has 1,021). The Crimson Tide's SEC winning percentage of .562 is third-best in the conference annals, behind Kentucky (.780) and Tennessee (.564).

**1,731**

Number of all-time wins for Alabama in 109 years of basketball, which ranks third in the SEC behind Kentucky and Arkansas.

- The Tide's non-conference schedule consists of three of last year NCAA Final Four teams in Gonzaga (won, 91-82), Houston (won, 83-82) and Baylor (won, 87-78) as well as six different teams that were picked to win their respective league
- It hasn't gotten any easier with the start of league play as five of UA's first six conference contests were against Quad 1 opponents. Additionally, the Tide is in the midst of facing what has been the toughest stretch in college basketball with three consecutive top-5 opponents in then-No. 4 Baylor, at No. 1 Auburn (Feb. 1) and vs. No. 5 Kentucky (Feb. 5).
- Alabama has faced six ranked opponents this season, all of which were ranked among the top 15 in the nation at the time of the contest, with UA going 5-1 against AP Top 15 competition. The Tide defeated then-No. 3 Gonzaga on Dec. 4 (91-82), then-No. 14 Houston on Dec. 11 (83-82), then-No. 14 Tennessee on Dec. 29 (73-67), No. 13 LSU on Jan. 19 (70-67) and then-No. 4 Baylor (87-78), with the lone loss coming to No. 4 Auburn on Jan. 11(81-77).
- Ten of Alabama's 12 non-conference opponents (as of 1/27) are either in first place or tied for first in their respective conference and are a combined 179-53 (.772). UA's 12 non-conference foes have combined 74-13 (.871) record in conference action.

### THE TIDE IN THE NATIONAL & CONFERENCE STATS

- Below is a breakdown of where UA ranks in the SEC and NCAA (all numbers as of 2/3):

CATEGORY	STAT	SEC ALL GAMES	SEC ONLY*	NCAA
Total 3s Attempted	653	1	1 (279)	7
Offensive Rebounds	13.6	1	1 (15.3)	8
Scoring Offense	81.4	2	3 (78.7)	11
Total 3s Made	205	1	1 (79)	24
Rebounding Offense	39.9	2	1 (39.78)	26
3s Made Per Game	9.30	1	1 (8.78)	34
Blocked Shots	4.91	4	3 (4.89)	36
Rebounding Margin	+3.78	4	6 (+0.89)	85
3-Point FG Percentage Defense	.316	6	8 (.322)	100
Assists	14.4	6	9 (13.00)	102
Steals	7.3	11	9 (7.89)	110
Defensive Rebounds	26.3	5	5 (24.44)	119
Scoring Margin	+5.36	9	6 (-0.67)	126
Field Goal Percentage	.448	4	14 (.404)	143
Assist/Turnover Ratio	1.06	7	6 (0.98)	147
Free Throw Percentage	.718	8	5 (.745)	157
FG Percentage Defense	.436	11	6 (.441)	219
Turnover Margin	-0.5	12	9(+0.11)	221
3-Point FG Percentage	.314	11	13 (.283)	280
Scoring Defense	76.0	13	12 (79.33)	318

\* SEC only stat in parentheses

### TIDE'S TOP TWO-WAY PLAYER

- Through 22 games, Ellis is the Tide's top player when it comes to plus-minus totals leading the way with a +123 – an average of 10.0 per 40 minutes. That number ranks sixth-best in the SEC.
- Ellis is averaging 12.0 ppg, which ranks third on the team, and leads UA in steals (2.0 spg - 5th in SEC), free throw percentage (87.5 percent - 2nd in SEC), deflections (83), Hard Hat Awards (6) and Blue Collar Points (358.5)
- In the win over Louisiana Tech, Ellis finished with a +37 plus-minus total, which matched the highest single-game total and marked the 11th time during head coach Nate Oats' three seasons at Alabama that a UA player has recorded a plus-minus rating of +30:

Player	+/- Total	Opponent	Date
<b>Keon Ellis</b>	<b>+37</b>	<b>Louisiana Tech</b>	<b>11/9/21</b>
Jaden Shackelford	+37	at LSU	1/19/21
John Petty Jr.	+36	at LSU	1/19/21
John Petty Jr.	+32	vs. Mississippi State	3/12/21
Herbert Jones	+32	Arkansas	1/16/21
Jaden Shackelford	+32	vs. Belmont	12/21/19
Herbert Jones	+31	at LSU	1/19/21

### BREAKING DOWN THE RANKINGS

## 2021-22 HONORS/AWARDS

**Jaden Shackelford**

Jerry West Award Watch List  
 Preseason First Team All-SEC (Coaches)  
 Preseason First Team All-SEC (Media)  
 No. 6 Most Intriguing Player (Athletic)  
 SEC Player Of The Week (Dec. 6)  
 NCAA.com National Player of the Week (Dec.6)

**Jahvon Quinerly**

Bob Cousy Award Top 10 Finalist  
 Lute Olsen National Player of the Year Watch List  
 Lute Olsen National Midseason Team  
 NABC Player of the Year Watch List  
 Wooden Award Preseason Top 50  
 Bob Cousy Award Watch List  
 Preseason First Team All-SEC (Coaches)  
 Preseason First Team All-SEC (Media)  
 No. 6 Most Intriguing Player (Athletic)

**JD Davison**

SEC Freshman Of The Week (Dec. 6)

- For a third consecutive week, the Crimson Tide remained just outside of the top-25 rankings and are receiving votes in both the Associated Press (97 votes, No. 26) and Ferris Mowers USA Today Coaches Poll (39 votes, No. 26) according to the most recent national rankings, which were revealed Monday afternoon.
- This week's polls shows that the Tide will play seven games against teams ranked among the top-8 in this week's AP Poll (No. 1 Auburn twice, No. 2 Gonzaga, No. 5 Kentucky twice, No. 6 Houston, No. 8 Baylor).
- The Tide has defeated three of last year's NCAA Final Four teams in then-No. 3 Gonzaga (91-82 in Seattle), then-No. 14 Houston (83-82) and then-No. 4 Baylor (87-78)
- Alabama will have a total of 14 games played against 11 different teams that are ranked or receiving votes in the most recent AP Poll
- Alabama had its highest ranking of No. 6 in the AP and No. 8 in the coaches polls which game in week 6.
- After the Tide finished last season at No. 5 in the AP Poll, which matched the highest ranking in program history, Alabama began the 2021-22 season ranked No. 14 in the AP Top-25 poll and No. 13 nationally in the Ferris Mowers USA Today Preseason Top 25

**BAMA SWEEP**

- Following Alabama's upset win over then-No. 3 Gonzaga Dec. 4 in the Battle in Seattle, the Crimson Tide swept the league's weekly awards as Jaden Shackelford was named the Southeastern Conference's Player of the Week and JD Davison earned the league's Freshman of the Week
- In addition to his conference award, Shackelford was also named the NCAA.com March Madness National Player of the Week
- It marks just the second time in program history that the Crimson Tide has swept the league's weekly honors dating back to the 1990-91 season when the SEC began what was then called the Rookie of the Week award
- The only other occurrence came during the week of Feb. 17, 2020 when Kira Lewis Jr. (player of the week) and Shackelford (freshman of the week) earned the recognition

## RECORD WATCH

**Jaden Shackelford****Alabama All-Time Scoring Leaders (notables listed)**

1.	2,168	Reggie King	1976-79
22.	1,394	Mike Nordholz	1966-68
23.	1,327	Richard Hendrix	2006-08
24.	1,326	Wendell Hudson	1971-73
25.	1,325	Kennedy Winston	2003-05
26.	1,323	Ernest Shelton	2002-05
27.	1,321	Robert Scott	1977-80
28.	1,314	Jaden Shackelford	2019-pres.
29.	1,312	Charles Cleveland	1973-75

**Career 3-Point Field Goals Made**

1.	311	John Petty Jr.	2018-21
2.	263	Brian Williams	1996-99
3.	262	Eric Washington	1994-97
4.	245	Ernest Shelton	2002-05
5.	225	James "Hollywood" Robinson	1991-93
6.	214	Jaden Shackelford	2019-pres.
7.	182	Terrance Meade	2000-03
8.	180	Mykal Riley	2006-08
9.	178	Ronald Steele	2005-09
10.	174	Marvin Orange	1993-96

**Career 3-Point Field Goals Attempted**

1.	814	John Petty Jr.	2018-21
2.	738	Brian Williams	1996-99
3.	681	Ernest Shelton	2002-05
3.	678	Eric Washington	1994-97
5.	607	James Robinson	1991-93
6.	604	Jaden Shackelford	2019-pres.
7.	550	Rod Grizzard	2000-02
8.	515	Terrance Meade	2000-02
9.	478	Marvin Orange	1993-96

**QUINERLY, SHACKELFORD BOTH HONORED WITH PRESEASON AWARDS**

- The Tide's backcourt duo of Jahvon Quinerly and Jaden Shackelford have already begun to get noticed as one of the top guard tandems in not only the SEC, but in the nation
- The Naismith Memorial Basketball Hall of Fame recently announced the Quinerly was named to the Watch List for the Cousy Award, given to the nation's top point guard, while Shackelford was selected to the West Award Watch List for the top shooting guard
- The duo also garnered recognition from around the league, as both SEC and national media members selected Quinerly and Shackelford both to the Preseason All-SEC First Team

**ROJAS MAKES ANTICIPATED RETURN FROM TORN ACL**

- Senior James Rojas suffered a torn ACL in his left knee in mid-June, but has completed the rehab and is back in the rotation
- The 6-8, 220-pound forward has played in four games making one start and is averaging 5.0 points and 3.0 rebounds per contest
- It marks his second ACL injury after tearing the ACL in his right knee in August of 2019, forcing him to miss the entire 2019-20 season
- Last year, Rojas played in 30 contests making one start while averaging 2.9 points and 2.6 rebounds in 11.1 minutes per game
- He ranked second on the team with 18 floor dives while also earning a pair of Hard Hat awards

**SIGNEES JADEN BRADLEY, BRANDON MILLER SELECTED AS MCDONALD'S ALL-AMERICANS**

- Alabama men's basketball signees Jaden Bradley and Brandon Miller were both selected to the McDonald's Boys High School All-American game, organizers announced Jan. 25.
- It marks the second time program history that the Crimson Tide will have two signees represented at the annual event in the same year (1981: Bobby Lee Hurt and Ennis Whatley)
- Bradley and Miller become the 15th and 16th program signees to earn the honor as part of the top prep players in the nation and the fourth and fifth in the last six years alone
- Most recently, JD Davison earned the recognition in 2020 and before that it was Jahvon Quinerly in 2018 and Collin Sexton in 2017
- Other former Alabama players to be honored with the distinction includes: Devonta Pollard (2012), JaMychal Green (2008), Richard Hendrix (2005), Mo Williams (2001), Gerald Wallace (2000), James "Hollywood" Robinson (1989), Jamal Faulkner (Arizona State transfer, 1989), Buck Johnson (1982), Ennis Whatley (1981) and Bobby Lee Hurt (1981).

**TOP TWO SCORERS RETURN**

- Despite losing four starters from last season, head coach Nate Oats will welcome back the team's top two returning scorers in junior guards Jaden Shackelford and Jahvon Quinerly.



- After testing the NBA waters, Shackelford returns to Tuscaloosa after leading last year's team in scoring average at 14.0 points per game on his way to earning All-SEC second team honors. The Hesperia, Calif., native is also the team's leading returnee in threes made (63) and attempted (184) and field goals made (154) and attempted (376).
- Meanwhile, Quinerly ranked second on the team in scoring average at 12.9 points per game last season and led UA in three-point shooting percentage at 43.3 percent (52-of-120).
- Combined, the duo of Quinerly and Shackelford combined for approximately 34 percent (26.9 points) of the team's 79.7 points per game scoring average, 33 percent (115 threes made) of the team's 348 total threes made and 31 percent (304 threes attempted) of the 989 total threes attempted.

## PRIMO AND JONES EACH SELECTED IN NBA 2021 DRAFT

- Two Alabama men's basketball players were selected in the 2021 NBA Draft, which was held in Brooklyn, N.Y., at the Barclays Center on July 30. Guard Joshua Primo was a first round selection of the San Antonio Spurs at No. 12 overall and guard/forward Herbert Jones went No. 35 to the New Orleans Pelicans.
- Primo's selection gave Alabama back-to-back NBA Draft Lottery picks for the first time in program history, while it was also the first time since 1995 that UA had two players selected in the same draft. That year, Antonio McDyeess went No. 2 overall to the L.A. Clippers and Jason Caffey was the 20th overall pick by the Chicago Bulls.
- The Tide has now had consecutive first round draft picks for the first time in 25 years (1995 and 1996)
- Primo and Jones became the 44th and 45th Alabama players to hear their name called on draft night
- The Crimson Tide has had a guard drafted in the NBA Draft Lottery in three of the last four years (Collin Sexton No. 8 overall to the Cleveland Cavaliers in 2018, Kira Lewis Jr. No. 13 overall to the New Orleans Pelicans in 2020)
- Primo became the 17th UA player to be a first round selection and the eighth top-15 draft pick
- It was the 11th time Alabama has had two players selected in the same draft in program history

## BURNETT TEARS ACL, WILL MISS 2021-22 SEC SEASON

- Alabama men's basketball player Nimari Burnett suffered a knee injury that will keep him sidelined for the 2021-22 season, head coach Nate Oats confirmed Sept. 7. The 6-4, 190-pound sophomore guard underwent successful surgery on his right knee and is expected to make a full recovery.
- Surgery was performed by Dr. Lyle Cain of Andrews Sports Medicine at St. Vincent's Hospital in Birmingham, Ala.
- Played in 12 games as a freshman at Texas Tech in 2020-21 before opting to enter the transfer portal where he signed with Alabama in April 2021

## BREAKING DOWN THE STARTING LINEUP

Opponent (W/L)	G	G	G	F	F
Louisiana Tech (W)	Ellis	Shackelford	Quinerly	Gurley	Bediako
South Dakota State (W)	Ellis	Shackelford	Quinerly	Gurley	Bediako
South Alabama (W)	Ellis	Shackelford	Quinerly	Gurley	Bediako
Oakland (W)	Ellis	Shackelford	Quinerly	Gurley	Bediako
vs. Iona (L)	Ellis	Shackelford	Quinerly	Gurley	Bediako
vs. Drake (W)	Ellis	Shackelford	Quinerly	Gary	Bediako
vs. Miami (W)	Ellis	Shackelford	Quinerly	Gary	Bediako
vs. Gonzaga (W)	Ellis	Shackelford	Quinerly	Gary	Bediako
Houston (W)	Ellis	Shackelford	Quinerly	Gary	Bediako
at Memphis (L)	Ellis	Shackelford	Quinerly	Gary	Bediako
Jacksonville State (W)	Ellis	Shackelford	Quinerly	Gary	Bediako
vs. Davidson (L)	Ellis	Shackelford	Quinerly	Gary	Bediako
Tennessee (W)	Ellis	Shackelford	Quinerly	Gary	Bediako
at Florida (W)	Ellis	Shackelford	Quinerly	Gary	Bediako
at Missouri (L)	Ellis	Shackelford	Quinerly	Gary	Bediako
vs Auburn (L)	Ellis	Shackelford	Quinerly	Gary	Bediako
at Mississippi State (L)	Ellis	Shackelford	Quinerly	Gurley	Bediako
vs LSU (W)	Ellis	Shackelford	Davison	Gurley	Bediako
Missouri (W)	Ellis	Shackelford	Davison	Miles	Gurley
at Georgia (L)	Ellis	Shackelford	Davison	Rojas	Bediako
Baylor (W)	Ellis	Shackelford	Quinerly	Rojas	Bediako
at Auburn (L)	Ellis	Shackelford	Quinerly	Gary	Bediako

**Consecutive starts:** Ellis 22, Shackelford 22, Bediako 3, Quinerly 2, Rojas 1

**Number of different starting lineups:** 7

**Notes of Interest:** After using only two starting lineups through the first 16 games, the Tide has used a different starting five in each of the last seventh games dating back to the Jan. 11 Auburn game (Jan. 11)

### Record by Lineup (bold indicates most recent lineup)

7-5	Ellis, Shackelford, Quinerly, Gary, Bediako
4-2	Ellis, Shackelford, Quinerly, Gurley, Bediako
1-0	Ellis, Shackelford, Quinerly, Rojas, Bediako
1-0	Ellis, Shackelford, Davison, Gurley, Bediako

- Averaged 5.3 points, 1.8 rebounds and 1.4 steals in 17.8 minutes per contest, while connecting on 88.9 percent from the foul line (32-of-36) with the Red Raiders

- A five-star prospect according to ESPN, who had him ranked as the No. 22 overall player and the No. 4 guard in the country coming out of Prolific Prep in 2020

- Rated as a four-star prospect by 247 sports, who also ranked him No. 38 overall and the No. 8 player at his position (2020)



# SIGNED 22

## ALABAMA MEN'S BASKETBALL

### 2022 NLI SIGNING CLASS NOTES

- Ranked No. 3 overall signing class according to both 247sports and Rivals, which is the highest-ranked signing class in program history
- Third consecutive top-15 signing class and second-straight top-10 for head coach Nate Oats since arriving on campus
- Marks the third year in a row landing at least one 5-star signee (JD Davison in 2021, Joshua Primo in 2020)
- Two McDonald's All-Americans in the same class for the second time in program history
- Second consecutive ESPN No. 1 point guard signed (Davison & Bradley)



### JADEN BRADLEY | PG | 6-3 | 185 | ROCHESTER, N.Y. (IMG ACADEMY)

- Consensus 5-star and McDonald's All-American
- Joins Brandon Miller as a 5-star recruit and is the No. 1-rated point guard in the 2022 class and the No. 8 overall rated player in the ESPN 100
- Ranked by 247Sports as the No. 3 point guard and No. 18 overall prospect in this year's class
- Named to the Preseason Naismith Boys High School Player of the Year Watch List
- Before transferring to IMG, he led Cannon School (Charlotte, N.C.) to a 27-6 record and their first state championship since 2006, scoring 27 in the championship game
- Averaged 23.1 points, 6.4 rebounds, 6.1 assists and 2.9 steals on his way to being named the 2020 North Carolina Gatorade Player of the Year
- Also earned first team all-state and conference player of the year honors as a junior
- During the 2021 Nike EYBL circuit, he led all players with 6.1 assists per game, while also collecting 17.6 points and 6.2 rebounds per game
- The IMG product has attended prestigious academies and camps including CP3 Elite, Under Armor SC30, Pangos All American, USA Training Camp and NBPA Top 100 Camp
- Chose Alabama over Arizona, Gonzaga, Kentucky and Florida State, among many others



### BRANDON MILLER | F | 6-9 | 200 | ANTIOCH, TENN. (CANE RIDGE HS)

- Consensus 5-star and McDonald's All-American
- One of the top-rated players to ever sign at Alabama who is ranked as the No. 3 small forward in the 2022 class and the No. 11 overall player nationally by 247Sports
- ESPN ranks him as the No. 13 overall player and No. 4 small forward in the 2022 class
- Named to the Preseason Naismith Boys High School Player of the Year Watch List
- 2021 Tennessee Gatorade Player of the Year and the No. 1-ranked prospect in the state
- Averaged 24.1 points, 8.5 rebounds, 4.3 assists, and 2.3 steals per game for Cane Ridge, leading the Ravens to a 15-1 record and a Class AAA state championship game
- Named First Team All-State by the Tennessee Sports Writers Association
- Invited to the Nike Elite 100 camp as freshman and attended the Pangos All-American and NBPA Top 100 Camp
- As a junior he averaged 23.3 points, 8.0 rebounds, 4.3 assists, 2.6 blocks and 2.3 steals on his way to earning 2020 Tennessee Boys Basketball Player of the Year by The Tennessean
- Suited up for Bradley Beal Elite in the Nike EYBL and averaged 12.9 points, 8.9 rebounds and 2.3 assists per contest
- Led his team to the Peach Jam-- championship game and stood out as one of the top performers at the event, earning Second Team All-Peach Jam honors
- Father, Darrell Miller, played tight end for the Crimson Tide and under Gene Stallings in the early 90s
- Announced his commitment live on CBS Sports HQ and chose Alabama over Kansas, Tennessee, Kentucky, Auburn, Tennessee State and playing professionally



### NOAH CLOWNEY | F | 6-10 | 210 | ROEBUCK, S.C. (DORMAN HS)

- Rated as the consensus No. 1 prep player in the state of South Carolina
- Rivals considers him a 4-star player who is ranked No. 7 power forward and No. 43 overall
- Plays for legendary coach Thomas Ryan at Dorman High School
- Led Dorman to a 21-5 record as a junior while averaging 15.0 points, 7.9 rebounds and 1.4 blocks across the 26 contests
- Attended the NBPA Top 100 Camp in the summer of 2021 where he was ranked among the top 10 players at the event where he was able to showcase his intensity and two-way skills as a post player
- Played AAU ball under Team Dickerson Celtics under head coach Demond Stephens
- While playing against elite competition on the AAU circuit, he averaged 17.5 points, 9.7 rebounds and 1.7 blocks per game
- Chose Alabama over Indiana, Virginia Tech, South Carolina and Georgia Tech, among others



### RYLAN GRIFFEN | SG | 6-5 | 180 | DALLAS, TEXAS (RICHARDSON HS)

- One of the top shooting guards in the nation
- Rated as a 4-star signee and the No. 5-ranked shooting guard for the class of 2022 by 247Sports
- Led Richardson to the 6A state semifinals averaging 22 points, 4.9 rebounds and four assists per game in his junior year before
- Put up big numbers against elite competition on the AAU circuit over the summer, averaging 17 points, 4.0 rebounds and 3.0 assists per game for Team Trae Young
- Proved himself as one of the most polished scorers in the Adidas 3SSB circuit, where he showed off his elusive finishing ability and an impressive stroke from deep
- Attended the Pangos All-American Camp last summer
- Chose Alabama over offers from Kansas, Oklahoma State, Georgia and Kansas State, among others



### NICK PRINGLE | F | 6-9 | 220 | SEABROOK, S.C. (DODGE CITY CC/WOFFORD)

- Rated as the No. 1 JUCO power forward and No. 2 overall JUCO prospect by 247Sports Composite
- Began his collegiate career at Wofford and collected his first and only career double-double with 17 points and 11 boards against Carver College
- Shot 59 percent from the field his freshman season while totaling 30 points and 32 rebounds
- Originally signed with Wofford College out of Whale Branch High School
- Helped lead Whale Branch to the 2A state title game, capping the semifinal victory with a monster two-handed jam before scoring six points in overtime to seal the win
- Grew from 6-2 as a high school sophomore before plateauing at 6-9 as a senior
- Named 2A All-Region team after averaging 10.0 points and 10.0 rebounds a contest
- Named first team all-state and selected to the Carolinas Classic All-Star game in 2020
- Shined in AAU ball with Team TMP, wowing coaches with his versatility on both sides of the ball
- Chose Alabama over Georgia, Mississippi State, Ole Miss, Arizona State and West Virginia, among others

**NATE OATS****Head Coach****MARANTHA BAPTIST, 1998**3rd Season at UA  
7th Season Overall

• When Nate Oats was formally introduced as head men's basketball coach at The University of Alabama on March 28, 2019, he promised fans would see an entertaining, up-tempo and fast-paced style of play. And that's exactly what he has delivered during his time in Tuscaloosa.

• The immediate success became evident in his second year at the helm of the program as Oats guided the 2020-21 Crimson Tide to one of its best seasons in the program's illustrious history. Alabama finished the year with a 26-7 overall mark, won 16 conference games (16-2), captured both the SEC regular season and tournament championships, and ended the year ranked No. 5 in the Associated Press' final national rankings which matched the best end-of-season ranking in program history.

• As a result, Oats was rewarded midway through the 2020-21 season with a contract extension that is set to keep him in charge of the Crimson Tide basketball program through March 14, 2027.

• An indicator of Alabama's resurgence can be seen by looking at the last two NBA Drafts. Prior to his arrival, the Tide had just one men's basketball player selected among the top 15 picks from 1992-2019. As a coach who is known for developing talent, Oats has now had an Alabama player selected in the NBA Draft Lottery (top-14 pick) in back-to-back years – a first in program history. The New Orleans Pelicans selected Kira Lewis Jr. No. 13 overall in the 2020 NBA Draft Lottery while Joshua Primo was taken by the San Antonio Spurs at No. 12, making UA one of three schools across the nation to have an NBA Lottery pick in each of the last two drafts.

• Furthermore, Herbert Jones was taken by the Pelicans with the fifth pick in the second round (No. 35 overall) of the 2021 Draft which gave Alabama two players drafted in the same year for the 11th time in program history and the first since 1995. That Tide was also one of only 11 schools nationwide to have more than one player selected.

• Both Primo and Jones earned their way onto draft boards as a result of one of the best seasons in the 100-plus years of Alabama basketball. The 2020-21 Alabama squad claimed both the Southeastern Conference regular season and tournament championships – the only power five program to sweep both the regular season and tournament titles in 2021 – and reached the Sweet 16 for the first time since 2004.

• The season's success snapped some lengthy dry spells within the program as Oats guided Alabama to its first conference championship in 19 years (dating back to 2002), first tournament championship in 30 years (dating back to 1991) and first Sweet 16 showing in 17 years (dating back to 2004). As a result, Oats was named the 2021 SEC Coach of the Year, making him the fourth Alabama head coach to earn the recognition while he earned the accolade for the third time in his career (Mid-American Conference Coach of the Year in 2018 and 2019). Oats was also honored as the United States Basketball Writers Association (USBWA) and the National Association of Basketball Coaches (NABC) District Coach of the Year and was one of four finalists for the 2021 Naismith National Coach of the Year.

• Oats has boasted eight players who have earned SEC postseason honors, coached three NBA Draft picks, three SEC First Team honorees, the 2021 SEC Tournament MVP and the 2021 SEC Player and Defensive Player of the Year.

• Across his two years, the Tide has combined to lead the nation in three-pointers made per game (10.7), total three-point shots made (682) and total threes attempted (1,946) while averaging more than 80.5 points per game and breaking several school and conference records along the way. Additionally, UA has collected 35 games (out of the 64 he has coached) of scoring 80 or more points, including a school-record 19 such contests in 2020-21.

• Similar to his expectations on the court, Oats places a high emphasis off the court, particularly in the classroom and the community. Since take over the reigns in 2019, 20 men's basketball players have been named to either the SEC Academic Honor Roll or SEC First Year Honor Roll while earned have graduated and earned a diploma. Additionally, the team set a record for cumulative grade point average in 2020 while maintaining a team GPA over above 3.0 during his time at the helm.

• The program's success has also resulted positively on the recruiting trail as Oats and his staff have signed back-to-back top-10 recruiting classes in 2020 and 2021. Excluding graduate transfers and JUCO signees, of the eight signed players during Oats' two seasons at Alabama, four have been five-star prospects while the other four were all rated as four-star signees. Moreover, the 2020-21 team alone features three McDonald's All-Americans (Jahvon Quinerly, Nimari Burnett and JD Davison).

• Whether it's on the court, in the classroom or out recruiting future Crimson Tide stars, Oats' has returned a winning attitude around the Alabama program. Much of that he credits to instilling three core values that make up the pillars on which the team's culture is built – Max Effort, Continuous Growth and Selfless Love.

## CAREER HISTORY AND RESULTS

### UNIVERSITY OF BUFFALO, HEAD COACH, 2015-19

Year	Record	Pct.	MAC Record	Pct.	Postseason
2015-16	20-15	.571	10-8	.556	NCAA First Round
2016-17	17-15	.531	11-7	.611	
2017-18	27-9	.750	15-3	.833	NCAA Second Round
2018-19	32-4	.889	16-2	.889	NCAA Second Round
<b>Total (4)</b>	<b>96-43</b>	<b>.696</b>	<b>60-30</b>	<b>.667</b>	

### UNIVERSITY OF ALABAMA, HEAD COACH, 2019-PRESENT

Year	Record	Pct.	SEC Record	Pct.	Postseason
2019-20	16-15	.516	8-10	.444	NA
2020-21	26-7	.788	16-2	.889	NCAA Tournament Sweet 16
2021-22	14-8	.636	4-5	.444	
<b>Total (3)</b>	<b>56-30</b>	<b>.651</b>	<b>28-17</b>	<b>.636</b>	
<b>Total (7)</b>	<b>152-73</b>	<b>.676</b>	<b>88-47</b>	<b>.652</b>	

### HONORS

SEC Coach of the Year (2021)  
MAC Coach of the Year (2018, 2019)  
NABC District Coach of the Year (2018, 2019)  
3x Regular Season Champions (2x MAC, 1x SEC)

### POSTSEASON

4x Conference Tournament Champions (MAC 3x, SEC 1x)  
4 NCAA Tournaments  
1 Sweet 16

## ON THE BENCH

**CHARLIE HENRY**  
Assistant Coach


• In his third season at Alabama  
• Boasts more than 10 years of coaching experience on three major levels of basketball – NBA, G League and DI power-five schools – including stops at the Chicago Bulls, Windy City Bulls and Iowa State

• With Henry's assistance, Alabama swept both the SEC regular season, the program's first since 2002, and tournament, first since 1991, championships, while becoming the only "Power 5" program to achieve the feat during the 2021 campaign

**BRYAN HODGSON**  
Assistant Coach

• In his third season at Alabama  
• Instrumental in signing the nation's No. 9-ranked signing class in 2021 and No. 3-ranked class in the SEC according to 247sports

• Ranked No. 6 on 247sports' list of the top 2020 coach recruiter rankings  
• Listed as one top the top 50 Most Impactful High Major Assistant Coaches and invited to participate in the prestigious 2020 TopConnect Seminar


**ANTOINE PETTWAY**  
Assistant Coach

• In his 11th season as an assistant coach at his alma mater, and his 14th on the Alabama staff  
• Known as one of the top recruiters in the country and was listed by 247sports.com as the No. 8 recruiter

in the nation for the 2021 class

• Prior to that, he was ranked No. 1 nationally in 2019, No. 3 in 2017 and No. 9 in 2018

• Recruited and signed five-star prospect JD Davison who is one of the highest-rated recruits to ever sign with the Alabama men's basketball program, ranking No. 9 overall

**ADAM BAUMAN**  
Director of Scouting and Analytics

• In his third season at Alabama and is in his first year serving as the program's director of scouting and analytics

• Responsible for overseeing the budget, scheduling, all analytics, recruiting coordinator, advance scouting and camps, among other duties

**DONOVAN KATES**  
Special Assistant to Head Coach

• Enters fourth season with the program and first as special assistant to the head coach

• Prior to his promotion, Kates was the video coordinator in 2020-21 after spending two years as a graduate assistant manager.

## THE LAST TIME...

## TEAM...

**Scored 100 points or more:**

Nov. 12, 2021 - UA 104, South Dakota State 88

**Scored 110 points or more:**

Feb. 13, 2021 - UA 115, Georgia 82

**Scored less than 50 points:**

Jan. 6, 2018 - Georgia 65, UA 46

**Allowed 100 points:**

Feb. 1, 2021 - Auburn 100, Alabama 81

**Held opponent to 40 points or less:**

Jan. 10, 2015 - UA 56, Tennessee 38

**Held opponent to 15 pts or less in half:**Nov. 29, 2016 - 15 points allowed vs.  
Charleston Southern (1st half)**Scored 60 points in a half:**Nov. 28, 2021 - 63 points in second half  
vs. Miami**Won an overtime game:**

Feb. 8, 2020 - UA 105, Georgia 102

**Lost an overtime game:**

March 28, 2021 - UCLA 88, UA 78

**Played a double-overtime game:**

Jan. 4, 2020 - Florida 104, UA 98

**Played a triple-overtime game:**

Feb. 7, 2017 - UA 90, South Carolina 86 (4ot)

**Played a quadruple-overtime game:**

Feb. 7, 2017 - UA 90, South Carolina 86

**Shot 60% or better in a half:**Jan. 29, 2022 - 68.2% (15-of-22) in second half  
vs. Baylor**Shot 70% or better in a half:**Nov. 29, 2019 - 72.7% in  
2nd half vs. Southern Miss**Failed to hit a three-pointer in a game:**

Dec. 4, 2010 vs. Purdue (391 games)

**Had at least 20 three-pointers in a game:**

Jan. 19, 2021 at LSU (23)\*

**Had at least 15 steals in a game:**

Dec. 12, 2020 vs. Clemson (17)

**Had at least 25 assists in a game:**

Nov. 17, 2017 vs. Alabama A&amp;M (25)

**Had at least 10 blocks in a game:**

Nov. 19, 2021 vs. South Dakota State (10)

**Forced 25 turnovers in a game:**

Nov. 11, 2012 vs. West Alabama (25)

**Played a ranked opponent (AP poll):**

Jan. 29, 2022 vs. No. 4 Baylor (won, 87-78)

**Beat a ranked opponent at neutral site:**

March 9, 2018 vs. No. 16 Auburn (won, 81-63)

**Beat a ranked opponent at home:**

Jan. 29, 2022 vs. No. 4 Baylor (won, 87-78)

**Beat a ranked opponent on the road:**

Dec. 4, 2021 vs. No. 3 Gonzaga (won, 91-82)

**Beat a top-10 opponent:**

Jan. 29, 2022 vs. No. 4 Baylor (won, 87-78)

**Beat a top-10 opponent on the road:**

Dec. 4, 2021 vs. No. 3 Gonzaga (won, 91-82)

**Beat a top-5 opponent:**

Jan. 29, 2022 vs. No. 4 Baylor (won, 87-78)

**Beat a top-5 opponent on the road:**Dec. 4, 2021 in Seattle, Wash.  
vs. No. 3 Gonzaga (won, 91-82)**Played a No. 1 ranked opponent:**

Feb. 1, 2022 vs. No. 1 Alabama (lost, 100-81)

**Beat a No. 1 ranked opponent on the road:**

Jan. 28, 1983 at No. 1 UCLA (won, 70-67)

**Beat a No. 1 ranked opponent:**March 20, 2004 vs. No. 1 Stanford  
(NCAA tournament (won, 70-67)

## INDIVIDUAL...

**Had a player score 50 points:**Michael Nordholz (50) vs. Southern Miss,  
12/12/76 (single-game scoring record)**Had a player score 40 points:**

Collin Sexton (40) vs. Minnesota, 11/25/17

**Had a player score 35 points:**

Kira Lewis Jr. (37) at Georgia, 2/8/20

**Had a player score 30 points:**

Kira Lewis Jr. (37) at Georgia, 2/8/20

**Had a player grab 20 rebounds:**

Richard Hendrix (23) vs. Troy, 11/9/07

**Had a player dish out 10 or more assists:**

JD Davison (10) vs. Miami, 11/28/21

**Had a player block five shots:**

Charles Bediako (6) vs. Gonzaga, 12/4/21

**Had a player block 10 shots:**

Roy Rogers (10) vs. LSU, 2/17/96

**Had a player with seven or more steals in a game:**

Jeremy Hays (8) vs. Oregon State, 12/12/98

**Had three players score 20 or more in a game**John Petty Jr. (24), Joshua Primo (22), Jahvon  
Quinerly (22) at LSU, 1/19/21**Had two players record a double-double in same game:**Jaden Shackelford (18 pts, 11 rebs), Herbert  
Jones (14 pts, 12 rebs) vs. Jacksonville State,  
11/26/20**Had three players record a double-double in same game:**Jermareo Davidson (12 pts, 12 rebs), Alonzo Gee  
(22 pts, 10 rebs), Richard Hendrix (18 pts, 12 rebs)  
vs. Louisiana Monroe, 11/28/06**Had a player record a double-double in three consecutive games:**Donta Hall (14 pts, 16 rebs vs. Texas A&M,  
12 pts, 11 rebs at Missouri, 16 pts, 12 rebs vs.  
Tennessee) (Jan. 12, Jan. 16, Jan. 19, 2019)**Had a player record a double-double in four consecutive games:**Donta Hall (14 pts, 16 rebs vs. Texas A&M,  
12 pts, 11 rebs at Missouri, 16 pts, 12 rebs vs.  
Tennessee, 10 pts, 11 rebs vs. Ole Miss) (Jan. 12,  
Jan. 16, Jan. 19, Jan. 22, 2019)**Had six or more players score in double figures:**John Petty Jr. (14), Kira Lewis Jr. (15), Beetle  
Bolden (15), Herbert Jones (15), Alex Reese (14),  
Jaden Shackelford (16) at Florida, 1/4/20**Players who recorded a triple-double:**Kira Lewis Jr. (10 pts, 10 rebs, 13 asts)  
at Auburn, 2/12/20  
Roy Rogers (27 pts, 10 rebs, 10 blocks)  
vs. LSU, 2/17/96  
Roy Rogers (15 pts, 12 rebs, 14 blks)  
at Georgia, 2/10/96*\*indicates SEC record*





**NOAH  
GURLEY**

Fayette, Ga.  
Fayette Co. HS/Furman

**Forward / Graduate Student / 6-8 / 215**

### CAREER HIGHS

Points	30	vs. VMI (3/6/21)
Rebounds	12	vs. East Tennessee State (1/14/20)
Assists	7	vs. VMI (3/6/21)
Steals	3	3x, last vs. Mercer (1/2/21)
Blocks	5	2x, last vs. The Citadel (2/24/21)
Minutes	36	at Alabama (12/15/20)
Field Goals	11	3x, last vs. VMI (3/6/21)
FG Att.	22	at Wofford (2/27/21)
3-Point FG	4	2x, last at Coll. of Charleston (12/5/20)
3-Point Att.	10	vs. Samford (1/26/19)
Free Throws	8	2x, last at Cincinnati (12/9/20)
FT Att.	15	vs. UNC Greensboro (1/11/20)

### 2021-22 SEASON HIGHS

Points	20	vs. Tennessee (12/29/21)
Rebounds	10	vs. Tennessee (12/29/21)
Assists	2	2x, last vs. Houston (12/11/21)
Steals	1	8x, last at Georgia (1/25/22)
Blocks	3	vs. Auburn (1/11/22)
Minutes	31:49	vs. Tennessee (12/29/21)
Field Goals	8	vs. Tennessee (12/29/21)
FG Att.	10	2x, last vs. Tennessee (12/29/21)
3-Point FG	2	vs. Tennessee (12/29/21)
3-Point Att.	6	vs. South Alabama (11/16/21)
Free Throws	6	vs. Houston (12/11/21)
FT Att.	8	vs. LSU (1/19/22)

### MISCELLANEOUS STATS

CATEGORY	2021-22	CAREER
Double-digit scoring	4	64
20+ point games	1	13
Double-digit rebounding	1	6
Double-doubles	1	5
Led UA in scoring		
Led UA in rebounding	1	1
Led UA in three-pointers		
Led UA in assists		
Led UA in steals	2	2
Led UA in blocks	6	6
5+ assist games		2
3+ three-pointers		6
3+ steal games		3
3+ block games	1	7

### GURLEY'S CAREER STATS

Year	GP	GS	Min	Avg	FG	FGA	Pct	3FG	3FGA	Pct	FT	FTA	Pct	Off	Def	Tot	Avg	PF	FO	Ast	TO	Blk	Stl	Pts	Avg
2018-19*	31	26	759	24.5	103	225	.458	34	108	.315	33	51	.647	37	76	113	3.6	89	5	29	57	24	17	273	8.8
2019-20*	32	32	925	28.9	173	324	.534	24	59	.407	89	127	.701	41	107	148	4.8	89	3	60	82	23	28	459	14.3
2020-21*	25	25	729	29.2	149	299	.488	38	112	.339	56	81	.691	30	114	144	5.8	59	3	63	57	27	23	386	15.4
2021-22	22	8	414	18.8	64	122	.525	13	45	.289	22	38	.579	34	47	81	3.7	60	3	11	30	16	8	163	7.4
<b>TOTAL</b>	<b>110</b>	<b>91</b>	<b>2827</b>	<b>25.7</b>	<b>486</b>	<b>970</b>	<b>.501</b>	<b>109</b>	<b>324</b>	<b>.336</b>	<b>200</b>	<b>297</b>	<b>.673</b>	<b>142</b>	<b>344</b>	<b>486</b>	<b>4.4</b>	<b>297</b>	<b>14</b>	<b>163</b>	<b>226</b>	<b>90</b>	<b>76</b>	<b>1281</b>	<b>11.6</b>



### GURLEY'S 2021-22 GAME-BY-GAME STATS

Opponent	Date	Min	FG-FGA	3FG-FGA	FT-FTA	Off-Def-Tot	PF	A	TO	Stl	Blk	Pts
LOUISIANA TECH	11/9	19:18	1-7	1-4	0-0	0-1-1	4	2	3	1	0	3
SOUTH DAKOTA STATE	11/12	20:24	4-9	1-3	0-0	4-1-5	2	0	1	1	1	9
SOUTH ALABAMA	11/16	20:56	4-10	1-6	0-0	1-3-4	2	1	1	1	0	9
OAKLAND	11/19	20:13	3-6	0-2	2-5	2-5-7	2	0	2	0	2	8
vs. Iona	11/25	22:46	3-5	1-2	0-0	2-2-4	3	0	2	1	0	7
vs. Drake	11/26	17:20	4-6	0-1	0-1	0-3-3	4	0	0	1	1	8
vs. Miami	11/18	13:34	2-5	1-2	0-0	0-1-1	3	0	1	1	0	5
vs. Gonzaga	12/4	15:58	1-3	0-1	1-2	2-3-5	4	0	0	0	2	3
HOUSTON	12/11	17:12	1-1	0-0	6-7	0-1-1	5	2	2	0	0	8
at Memphis	12/14	14:57	2-6	0-4	0-0	1-1-2	0	0	0	0	0	4
JACKSONVILLE STATE	12/18	16:12	2-5	0-2	1-2	1-2-3	2	1	0	0	0	5
vs. Davidson	12/21	21:08	4-7	1-2	0-0	3-3-6	3	0	2	1	2	9
TENNESSEE*	12/29	31:49	8-10	2-4	2-2	1-9-10	3	0	1	0	1	20
at Florida*	1/5	6:04	1-2	1-1	0-0	1-0-1	5	0	1	0	0	3
at Missouri*	1/8	25:10	4-6	1-1	0-0	0-2-2	2	1	0	0	0	9
AUBURN*	1/11	26:01	3-6	1-2	4-4	0-2-2	0	1	1	0	3	11
at Mississippi State*	1/15	13:19	1-2	0-1	0-0	1-1-2	5	0	2	0	0	2
LSU*	1/19	23:53	2-5	0-2	2-8	4-3-7	1	1	5	0	2	6
MISSOURI*	1/22	17:05	3-3	0-0	2-4	3-0-3	0	1	1	0	1	8
at Georgia*	1/25	16:53	5-7	0-1	1-1	4-2-6	3	0	2	1	0	11
BAYLOR	1/29	19:42	5-5	0-1	0-0	1-2-3	4	1	1	0	1	4
at Auburn*	2/1	14:12	4-6	2-3	1-2	3-0-3	3	0	2	0	0	11

\* indicates Southeastern Conference opponent





**JUSUAN  
HOLT**

Tacoma, Wash.  
St. Francis HS

**Guard / Freshman / 6-6 / 190**

### CAREER HIGHS

Points	3	vs. Miami (11/28/21)
Rebounds	5	vs. Oakland (11/19/21)
Assists	1	vs. Davidson (12/21/21)
Steals		
Blocks	1	vs. South Alabama (11/16/21)
Minutes	11:48	vs. Oakland (11/19/21)
Field Goals	1	vs. Miami (11/28/21)
FG Att.	4	vs. Oakland (11/19/21)
3-Point FG	1	vs. Miami (11/28/21)
3-Point Att.	3	vs. Oakland (11/19/21)
Free Throws		
FT Att.		

### 2021-22 SEASON HIGHS

Points	3	vs. Miami (11/28/21)
Rebounds	5	vs. Oakland (11/19/21)
Assists	1	vs. Davidson (12/21/21)
Steals		
Blocks	1	vs. South Alabama (11/16/21)
Minutes	11:48	vs. Oakland (11/19/21)
Field Goals	1	vs. Miami (11/28/21)
FG Att.	4	vs. Oakland (11/19/21)
3-Point FG	1	vs. Miami (11/28/21)
3-Point Att.	3	vs. Oakland (11/19/21)
Free Throws		
FT Att.		

### MISCELLANEOUS STATS

CATEGORY	2021-22	CAREER
Double-digit scoring		
20+ point games		
Double-digit rebounding		
Double-doubles		
Led UA in scoring		
Led UA in rebounding		
Led UA in three-pointers		
Led UA in assists		
Led UA in steals		
Led UA in blocks		
5+ assist games		
3+ three-pointers		
3+ steal games		
3+ block games		

### HOLT'S CAREER STATS

Year	GP	GS	Min	Avg	FG	FGA	Pct	3FG	3FGA	Pct	FT	FTA	Pct	Off	Def	Tot	Avg	PF	FO	Ast	TO	Blk	Stl	Pts	Avg
2021-22	12	0	69	5.8	1	13	.077	1	11	.091	0	0	.000	4	11	15	1.3	6	0	2	3	1	0	3	0.3
<b>TOTAL</b>	<b>12</b>	<b>0</b>	<b>69</b>	<b>5.8</b>	<b>1</b>	<b>13</b>	<b>.077</b>	<b>1</b>	<b>11</b>	<b>.091</b>	<b>0</b>	<b>0</b>	<b>.000</b>	<b>4</b>	<b>11</b>	<b>15</b>	<b>1.3</b>	<b>6</b>	<b>0</b>	<b>2</b>	<b>3</b>	<b>1</b>	<b>0</b>	<b>3</b>	<b>0.3</b>



### HOLT'S 2021-22 GAME-BY-GAME STATS

Opponent	Date	Min	FG-FGA	3FG-FGA	FT-FTA	Off-Def-Tot	PF	A	TO	Stl	Blk	Pts
LOUISIANA TECH	11/9	3:53	0-2	0-2	0-0	0-1-1	0	0	0	0	0	0
SOUTH DAKOTA STATE	11/12				DNP - Coach's Decision							
SOUTH ALABAMA	11/16	8:29	0-0	0-0	0-0	1-2-3	1	0	1	0	1	0
OAKLAND	11/19	11:48	0-4	0-3	0-0	2-3-5	0	0	1	0	0	0
vs. Iona	11/25				DNP - Coach's Decision							
vs. Drake	11/26				DNP - Coach's Decision							
vs. Miami	11/28	9:50	1-2	1-1	0-0	0-1-1	1	0	0	0	0	3
vs. Gonzaga	12/4				DNP - Coach's Decision							
HOUSTON	12/11				DNP - Coach's Decision							
at Memphis	12/14				DNP - Coach's Decision							
JACKSONVILLE STATE	12/18				DNP - Coach's Decision							
vs. Davidson	12/21	5:58	0-1	0-1	0-0	0-0-0	1	1	0	0	0	0
TENNESSEE*	12/29	3:19	0-1	0-1	0-0	0-1-1	0	0	0	0	0	0
at Florida*	1/5				DNP - Coach's Decision							
at Missouri*	1/8				DNP - Coach's Decision							
AUBURN*	1/11	6:43	0-1	0-1	0-0	0-1-1	1	0	0	0	0	0
at Mississippi State*	1/15	1:49	0-0	0-0	0-0	1-0-1	1	1	0	0	0	0
LSU*	1/19	2:35	0-0	0-0	0-0	0-0-0	0	0	0	0	0	0
MISSOURI*	1/22	10:46	0-2	0-2	0-0	0-0-0	0	0	0	0	0	0
at Georgia*	1/25	1:09	0-0	0-0	0-0	0-1-1	0	0	1	0	0	0
BAYLOR	1/29				DNP - Coach's Decision							
at Auburn*	2/1	2:49	0-0	0-0	0-0	0-1-1	1	0	0	0	0	0

\* indicates Southeastern Conference opponent



**DARIUS  
MILES**

Washington, D.C.  
Theodore Roosevelt HS

**Forward / Sophomore / 6-6 / 185**

### CAREER HIGHS

Points	14	vs. South Dakota St. (11/12/21)
Rebounds	9	vs. Auburn (1/11/22)
Assists	3	vs. Jacksonville State (12/18/21)
Steals	3	South Alabama (11/16/21)
Blocks	3	at Missouri (1/8/22)
Minutes	29:12	vs. Auburn (1/11/22)
Field Goals	5	vs. South Dakota St. (11/12/21)
FG Att.	9	2x, last vs. Gonzaga (12/4/21)
3-Point FG	3	3x, last at Memphis (12/14/21)
3-Point Att.	6	at LSU (1/19/21)
Free Throws	4	3x, last vs. Auburn (1/11/22)
FT Att.	5	vs. Auburn (1/11/22)

### 2021-22 SEASON HIGHS

Points	14	vs. South Dakota St. (11/12/21)
Rebounds	9	vs. Auburn (1/11/22)
Assists	3	vs. Jacksonville State (12/18/21)
Steals	3	vs. South Alabama (11/16/21)
Blocks	3	at Missouri (1/8/22)
Minutes	29:12	vs. Auburn (1/11/22)
Field Goals	5	vs. South Dakota St. (11/12/21)
FG Att.	9	2x, last vs. Gonzaga (12/4/21)
3-Point FG	3	3x, last at Memphis (12/14/21)
3-Point Att.	5	vs. Gonzaga (12/4/21)
Free Throws	4	at Mississippi State (1/15/22)
FT Att.	5	vs. Auburn (1/11/22)

### MISCELLANEOUS STATS

CATEGORY	2021-22	CAREER
Double-digit scoring	6	6
20+ point games		
Double-digit rebounding		
Double-doubles		
Led UA in scoring		
Led UA in rebounding	1	1
Led UA in three-pointers	1	1
Led UA in assists		
Led UA in steals	3	3
Led UA in blocks	5	7
5+ assist games		
3+ three-pointers	3	3
3+ steal games	1	1
3+ block games	1	1

### MILES' CAREER STATS

Year	GP	GS	Min	Avg	FG	FGA	Pct	3FG	3FGA	Pct	FT	FTA	Pct	Off	Def	Tot	Avg	PF	FO	Ast	TO	Blk	Stl	Pts	Avg
2020-21	17	0	71	4.2	12	29	.414	7	20	.350	7	8	.875	3	12	15	0.9	8	0	4	15	4	3	38	2.2
2021-22	20	1	353	17.7	44	108	.407	20	58	.345	25	35	.714	25	45	70	3.5	47	0	14	18	13	13	133	6.7
<b>TOTAL</b>	<b>37</b>	<b>1</b>	<b>424</b>	<b>11.5</b>	<b>56</b>	<b>137</b>	<b>.409</b>	<b>27</b>	<b>78</b>	<b>.346</b>	<b>32</b>	<b>43</b>	<b>.744</b>	<b>28</b>	<b>57</b>	<b>85</b>	<b>2.3</b>	<b>55</b>	<b>0</b>	<b>18</b>	<b>33</b>	<b>17</b>	<b>16</b>	<b>171</b>	<b>4.6</b>



### MILES' 2021-22 GAME-BY-GAME STATS

Opponent	Date	Min	FG-FGA	3FG-FGA	FT-FTA	Off-Def-Tot	PF	A	TO	Stl	Blk	Pts
LOUISIANA TECH	11/9	16:42	4-4	3-3	0-0	0-3-3	3	0	0	1	0	11
SOUTH DAKOTA STATE	11/12	18:13	5-9	3-4	0-1	3-1-4	4	0	1	0	1	13
SOUTH ALABAMA	11/16	19:37	4-7	0-2	2-4	0-2-2	2	2	2	3	1	10
OAKLAND	11/19	13:53	2-5	0-2	3-3	1-2-3	3	1	0	0	0	7
vs. Iona	11/25	16:49	2-7	0-2	3-4	0-2-2	3	0	0	0	0	7
vs. Drake	11/26	16:00	3-4	0-0	0-1	2-0-2	0	0	0	1	2	6
vs. Miami	11/28	17:43	2-5	1-3	0-0	1-4-5	2	2	1	1	2	5
vs. Gonzaga	12/4	18:54	2-9	1-5	0-0	2-2-4	4	0	1	2	0	5
HOUSTON	12/11	13:49	0-3	0-2	0-1	0-1-1	0	0	1	0	0	0
at Memphis	12/14	17:22	3-5	3-4	0-0	0-0-0	4	0	1	0	0	9
JACKSONVILLE STATE	12/18	26:40	3-8	2-5	2-2	3-4-7	2	3	0	1	1	10
vs. Davidson	12/21	13:37	2-8	0-4	0-0	2-3-5	0	1	1	0	0	4
TENNESSEE*	12/29					DNP - Coach's Decision						
at Florida*	1/5	13:21	0-3	0-2	0-0	0-2-2	3	1	0	1	1	0
at Missouri*	1/8	18:47	1-4	1-2	2-2	2-1-3	4	2	1	0	3	5
AUBURN*	1/11	29:12	3-6	1-3	3-5	3-6-9	4	1	2	1	1	10
at Mississippi State*	1/15	19:42	4-7	2-4	4-4	4-2-6	1	1	2	0	0	14
LSU*	1/19	25:41	1-2	1-2	2-3	0-6-6	2	0	2	1	0	5
MISSOURI*	1/22	16:16	2-4	1-3	2-3	2-2-4	3	0	2	0	1	7
at Georgia*	1/25	11:53	0-4	0-3	2-2	0-1-1	0	0	0	0	0	2
BAYLOR	1/29					DNP - Coach's Decision						
at Auburn*	2/1	9:12	1-4	1-3	0-0	0-1-1	3	0	1	1	0	3

\* indicates Southeastern Conference opponent



**JD  
DAVISON**

Letohatchee, Ala.  
Calhoun HS

**Guard / Freshman / 6-3 / 195**

### CAREER HIGHS

Points	20	vs. Gonzaga (12/4/21)
Rebounds	9	vs. Houston (12/11/21)
Assists	10	2x, last at Memphis (12/14/21)
Steals	3	at Memphis (12/14/21)
Blocks	2	2x, last at Georgia (1/25/22)
Minutes	32:24	at Memphis (12/14/21)
Field Goals	6	3x, last vs. Baylor (1/29/22)
FG Att.	10	vs. Gonzaga (12/4/21)
3-Point FG	4	vs. Gonzaga (12/4/21)
3-Point Att.	6	vs. Gonzaga (12/4/21)
Free Throws	6	vs. Missouri (1/22/22)
FT Att.	8	2x, last vs. Missouri (1/22/22)

### 2021-22 SEASON HIGHS

Points	20	vs. Gonzaga (12/4/21)
Rebounds	9	vs. Houston (12/11/21)
Assists	10	2x, last at Memphis (12/14/21)
Steals	3	at Memphis (12/14/21)
Blocks	2	2x, last at Georgia (1/25/22)
Minutes	32:24	at Memphis (12/14/21)
Field Goals	6	2x, last vs. Baylor (1/29/22)
FG Att.	10	vs. Gonzaga (12/4/21)
3-Point FG	4	vs. Gonzaga (12/4/21)
3-Point Att.	6	vs. Gonzaga (12/4/21)
Free Throws	6	vs. Missouri (1/22/22)
FT Att.	8	2x, last vs. Missouri (1/22/22)

### MISCELLANEOUS STATS

CATEGORY	2021-22	CAREER
Double-digit scoring	7	7
20+ point games	1	1
Double-digit rebounding		
Double-doubles	1	1
Led UA in scoring		
Led UA in rebounding	3	3
Led UA in three-pointers	1	1
Led UA in assists	10	10
Led UA in steals	4	4
Led UA in blocks	4	4
5+ assist games	7	7
3+ three-pointers	1	1
3+ steal games	1	1
3+ block games		



### DAVISON'S 2021-22 GAME-BY-GAME STATS

Opponent	Date	Min	FG-FGA	3FG-FGA	FT-FTA	Off-Def-Tot	PF	A	TO	Stl	Blk	Pts
LOUISIANA TECH	11/9	25:50	3-4	1-2	5-7	2-4-6	0	6	2	1	0	12
SOUTH DAKOTA STATE	11/12	24:01	2-7	0-4	2-2	0-5-5	1	5	2	1	0	6
SOUTH ALABAMA	11/16	22:15	1-3	0-1	0-1	0-2-2	2	2	3	0	1	2
OAKLAND	11/19	27:18	3-6	2-4	2-2	2-5-7	2	5	3	0	0	10
vs. Iona	11/25	23:02	2-3	0-0	4-8	1-1-2	0	3	2	1	0	8
vs. Drake	11/26	20:33	3-6	0-2	1-2	0-5-5	0	3	7	0	1	7
vs. Miami	11/28	29:44	6-8	1-2	0-0	2-4-6	1	10	3	1	0	13
vs. Gonzaga	12/4	26:19	6-10	4-6	4-4	1-4-5	1	3	4	1	0	20
HOUSTON	12/11	26:32	3-4	0-0	4-5	1-8-9	1	2	2	0	0	10
at Memphis	12/14	32:24	3-6	0-1	2-4	5-0-5	2	10	3	3	1	8
JACKSONVILLE STATE	12/18	13:31	1-7	0-3	2-2	2-1-3	0	1	2	1	0	4
vs. Davidson	12/21	19:35	2-4	1-0	0-0	1-3-4	0	4	0	0	0	4
TENNESSEE*	12/29	22:34	1-3	0-2	3-4	1-5-6	1	3	8	1	0	5
at Florida *	1/5	20:08	0-3	0-1	2-2	0-2-2	1	4	1	0	0	2
at Missouri*	1/8	25:01	5-8	2-3	1-2	1-6-7	1	4	1	1	2	13
AUBURN*	1/11	26:03	4-9	0-2	1-2	0-2-2	1	4	1	1	0	9
at Mississippi State*	1/15	29:42	2-4	1-3	0-0	0-1-1	3	2	3	0	0	5
LSU*	1/19	18:20	2-7	0-4	0-0	1-2-3	1	1	3	0	0	4
MISSOURI*	1/22	31:37	4-8	3-4	6-8	1-3-4	1	2	2	1	1	17
at Georgia*	1/25	29:01	3-7	0-3	1-2	0-5-5	3	7	2	1	2	7
BAYLOR	1/29	26:28	6-9	2-4	0-0	0-4-4	2	5	3	2	1	14
at Auburn*	2/1	23:35	0-5	0-3	0-0	0-0-0	2	4	0	1	0	0

\* indicates Southeastern Conference opponent

### DAVISON'S CAREER STATS

Year	GP	GS	Min	Avg	FG	FGA	Pct	3FG	3FGA	Pct	FT	FTA	Pct	Off	Def	Tot	Avg	PF	FO	Ast	TO	Blk	Stl	Pts	Avg
2021-22	22	3	544	24.7	62	131	.473	16	55	.291	40	57	.702	21	72	93	4.2	26	0	90	57	9	17	180	8.2
TOTAL	22	3	544	24.7	62	131	.473	16	55	.291	40	57	.702	21	72	93	4.2	26	0	90	57	9	17	180	8.2



**JUWAN  
GARY**

Columbia, S.C.  
Liberty Heights/West Charlotte HS

**Forward / Sophomore / 6-6 / 218**

### CAREER HIGHS

Points	19	2x, last at Florida (1/5/22)
Rebounds	10	2x, last vs. Drake (11/26/21)
Assists	1	10x, last at Florida (1/5/22)
Steals	3	2x, last vs. Tennessee (12/29/21)
Blocks	3	Arkansas (1/16/21)
Minutes	28:43	vs. Houston (12/11/21)
Field Goals	7	2x, last vs. Baylor (1/29/22)
FG Att.	13	vs. Houston (12/11/21)
3-Point FG	3	vs. Davidson (12/21/21)
3-Point Att.	5	vs. Gonzaga (12/4/21)
Free Throws	6	vs. Houston (12/11/21)
FT Att.	9	vs. Houston (12/11/21)

### 2021-22 SEASON HIGHS

Points	19	2x, last at Florida (1/5/22)
Rebounds	10	2x, last vs. Drake (11/26/21)
Assists	1	5x, at Florida (1/5/22)
Steals	3	2x, last vs. Tennessee (12/29/21)
Blocks	1	9x, last vs. LSU (1/19/22)
Minutes	28:43	vs. Houston (12/11/21)
Field Goals	7	2x, last vs. Baylor (1/29/22)
FG Att.	13	vs. Houston (12/11/21)
3-Point FG	3	vs. Davidson (12/21/21)
3-Point Att.	5	vs. Gonzaga (12/4/21)
Free Throws	6	vs. Houston (12/11/21)
FT Att.	9	vs. Houston (12/11/21)

### MISCELLANEOUS STATS

CATEGORY	2021-22	CAREER
Double-digit scoring	7	11
20+ point games		
Double-digit rebounding	2	2
Double-doubles	2	2
Led UA in scoring	2	2
Led UA in rebounding	4	6
Led UA in three-pointers		
Led UA in assists		1
Led UA in steals	4	8
Led UA in blocks	3	6
5+ assist games		
3+ three-pointers	1	1
3+ steal games	2	2
3+ block games		2



### GARY'S 2021-22 GAME-BY-GAME STATS

Opponent	Date	Min	FG-FGA	3FG-FGA	FT-FTA	Off-Def-Tot	PF	A	TO	Stl	Blk	Pts
LOUISIANA TECH	11/9	21:04	6-10	0-3	0-0	5-5-10	1	1	0	3	0	12
SOUTH DAKOTA STATE	11/12	7:37	0-1	0-1	0-0	0-2-2	1	1	0	0	0	0
SOUTH ALABAMA	11/16											
OAKLAND	11/19											
vs. Iona	11/25	20:11	2-3	0-0	0-2	2-5-7	2	0	1	0	0	4
vs. Drake	11/26	26:36	6-9	0-0	2-4	4-6-10	4	0	2	2	0	14
vs. Miami	11/28	16:54	5-7	0-1	3-4	3-2-5	2	1	2	1	0	13
vs. Gonzaga	12/4	17:16	2-8	1-5	2-2	1-1-2	4	1	0	1	1	7
HOUSTON	12/11	28:43	6-13	1-3	6-9	3-1-4	4	0	0	0	1	19
at Memphis	12/14	20:39	3-6	1-2	0-0	0-2-2	5	0	3	0	0	7
JACKSONVILLE STATE	12/18	14:48	2-3	0-1	0-0	0-0-0	3	0	1	0	1	4
vs. Davidson	12/21	23:53	4-5	3-5	4-5	3-5-8	1	0	1	0	1	15
TENNESSEE*	12/29	20:24	1-3	0-1	0-0	3-1-4	4	0	1	3	1	2
at Florida*	1/5	27:45	7-11	1-3	4-4	4-4-8	0	1	0	2	1	19
at Missouri*	1/8	24:24	4-8	0-2	1-3	2-1-3	4	0	0	1	1	9
AUBURN*	1/11	6:06	2-3	0-1	0-0	1-0-1	4	0	0	0	0	4
at Mississippi State*	1/15	8:26	1-3	0-2	0-0	0-0-0	4	0	1	0	1	2
LSU*	1/19	7:09	0-2	0-1	0-0	1-1-2	1	0	0	0	1	0
MISSOURI*	1/22											
at Georgia*	1/25											
BAYLOR	1/29	26:34	7-8	0-0	1-2	3-0-3	0	0	1	0	1	15
at Auburn*	2/1	18:30	1-2	0-0	1-2	3-3-6	4	0	0	1	0	3

\* indicates Southeastern Conference opponent

### GARY'S CAREER STATS

Year	GP	GS	Min	Avg	FG	FGA	Pct	3FG	3FGA	Pct	FT	FTA	Pct	Off	Def	Tot	Avg	PF	FO	Ast	TO	Blk	Stl	Pts	Avg
2020-21	30	2	284	9.5	48	89	.539	1	9	.111	18	34	.529	40	45	85	2.8	40	1	5	13	12	14	115	3.8
2021-22	18	12	337	18.7	59	105	.562	7	30	.233	24	37	.649	35	39	77	4.3	48	1	5	13	10	14	149	8.3
<b>TOTAL</b>	<b>48</b>	<b>14</b>	<b>621</b>	<b>12.9</b>	<b>107</b>	<b>194</b>	<b>.552</b>	<b>8</b>	<b>39</b>	<b>.205</b>	<b>42</b>	<b>71</b>	<b>.592</b>	<b>78</b>	<b>84</b>	<b>162</b>	<b>3.4</b>	<b>88</b>	<b>2</b>	<b>10</b>	<b>26</b>	<b>22</b>	<b>28</b>	<b>264</b>	<b>5.5</b>





/// 5

JADEN  
SHACKELFORD

Hesperia, Calif.  
Hesperia HS

Guard / Junior / 6-3 / 220

#### CAREER HIGHS

Points	28	4x, last vs. Gonzaga (12/4/21)
Rebounds	12	vs. Jacksonville State (11/25/20)
Assists	8	at LSU (1/19/21)
Steals	4	vs LSU (1/19/22)
Blocks	2	2x, last vs. Oakland (11/19/21)
Minutes	42	at Auburn (2/12/20)
Field Goals	11	vs. Arkansas (2/1/20)
FG Att.	23	at Auburn (2/12/20)
3-Point FG	8	vs. ETSU (12/22/20)
3-Point Att.	17	at Auburn (2/12/20)
Free Throws	10	2x, last vs. Kentucky (1/26/21)
FT Att.	11	2x, last vs. LSU (1/19/22)

#### 2021-22 SEASON HIGHS

Points	28	vs. Gonzaga (12/4/21)
Rebounds	10	2x, last vs. Iona (11/25/21)
Assists	5	vs. Baylor (1/29/22)
Steals	4	vs. LSU (1/19/22)
Blocks	2	vs. Oakland (11/19/21)
Minutes	38:24	vs. Gonzaga (12/4/21)
Field Goals	10	vs. Gonzaga (12/4/21)
FG Att.	18	vs. LSU (1/19/22)
3-Point FG	6	2x, last at Georgia (1/25/22)
3-Point Att.	11	3x, last at Auburn (2/1/22)
Free Throws	9	2x, last at Auburn (2/1/22)
FT Att.	11	vs LSU (1/19/22)

#### MISCELLANEOUS STATS

CATEGORY	2021-22	CAREER
Double-digit scoring	21	66
20+ point games	8	21
Double-digit rebounding	2	3
Double-doubles	2	3
Led UA in scoring	9	26
Led UA in rebounding	5	11
Led UA in three-pointers	13	32
Led UA in assists	4	11
Led UA in steals	4	8
Led UA in blocks		2
5+ assist games	1	3
3+ three-pointers	14	36
3+ steal games	3	4
3+ block games		

#### SHACKELFORD'S CAREER STATS

Year	GP	GS	Min	Avg	FG	FGA	Pct	3FG	3FGA	Pct	FT	FTA	Pct	Off	Def	Tot	Avg	PF	FO	Ast	TO	Blk	Stl	Pts	Avg
2019-20	31	19	911	29.4	148	358	.413	84	235	.357	86	112	.768	39	100	139	4.5	52	0	44	46	6	17	466	15.0
2020-21	33	32	969	29.4	154	376	.410	63	184	.342	90	119	.756	26	99	125	3.8	50	1	65	50	2	28	461	14.0
2021-22	22	22	747	33.9	126	309	.408	69	185	.373	66	85	.776	28	98	126	5.7	35	0	34	43	5	21	387	17.6
<b>TOTAL</b>	<b>86</b>	<b>73</b>	<b>2627</b>	<b>30.5</b>	<b>428</b>	<b>1043</b>	<b>.410</b>	<b>216</b>	<b>604</b>	<b>.358</b>	<b>242</b>	<b>316</b>	<b>.766</b>	<b>93</b>	<b>297</b>	<b>390</b>	<b>4.5</b>	<b>137</b>	<b>1</b>	<b>143</b>	<b>139</b>	<b>13</b>	<b>66</b>	<b>1314</b>	<b>15.3</b>



#### SHACKELFORD'S 2021-22 GAME-BY-GAME STATS

Opponent	Date	Min	FG-FGA	3FG-FGA	FT-FTA	Off-Def-Tot	PF	A	TO	Stl	Blk	Pts
LOUISIANA TECH	11/9	30:07	6-15	4-10	1-3	1-6-7	0	2	3	0	0	17
SOUTH DAKOTA STATE	11/12	32:01	8-17	3-8	4-5	2-3-5	4	0	0	0	0	23
SOUTH ALABAMA	11/16	34:46	6-16	4-10	2-4	2-8-10	2	1	5	1	1	18
OAKLAND	11/19	28:28	7-17	3-11	3-3	1-4-5	2	2	1	0	2	20
vs. Iona	11/25	31:11	6-17	4-10	3-4	1-9-10	3	1	2	0	0	19
vs. Drake	11/26	37:20	6-12	2-6	0-1	2-3-5	1	4	1	1	0	14
vs. Miami	11/28	25:52	5-11	5-9	0-0	0-3-3	0	0	1	0	0	15
vs. Gonzaga	12/4	38:24	10-16	6-8	2-3	0-9-9	1	2	3	0	0	28
HOUSTON	12/11	36:17	6-10	5-7	1-1	0-8-8	3	1	1	1	0	18
at Memphis	12/14	35:31	4-12	1-4	1-2	3-5-8	2	1	4	3	0	10
JACKSONVILLE State	12/18	34:03	0-6	0-5	0-0	2-2-4	2	2	2	0	1	0
vs. Davidson	12/21	32:53	8-15	4-11	0-0	1-4-5	3	1	3	1	0	29
TENNESSEE*	12/29	37:24	5-17	2-10	0-0	2-2-4	0	0	2	1	0	12
at Florida *	1/5	36:02	4-12	3-8	3-4	2-1-3	2	1	1	2	0	14
at Missouri*	1/8	36:04	5-15	3-8	4-4	0-2-2	1	2	1	0	0	17
AUBURN*	1/11	29:07	4-14	2-8	3-4	1-6-7	0	1	1	0	0	13
at Mississippi State*	1/15	32:03	6-16	1-9	4-5	1-4-5	0	1	1	2	0	17
LSU*	1/19	37:27	7-18	3-10	9-11	1-3-4	0	2	2	4	0	26
MISSOURI*	1/22	32:30	6-16	2-6	7-7	2-5-7	1	1	0	1	0	21
at Georgia*	1/25	37:07	6-10	6-9	2-4	0-3-3	3	2	5	0	1	20
BAYLOR	1/29	36:51	5-12	1-7	8-10	3-6-9	2	5	1	3	0	19
at Auburn*	2/1	35:02	6-15	5-11	9-10	1-2-3	3	2	3	0	0	26

\* indicates Southeastern Conference opponent



# 10

  
**CHARLES  
BEDIAKO**

Brampton, Ontario  
IMG Academy

**Center / Freshman / 7-0 / 225**

### CAREER HIGHS

Points	12	2x, last vs. Oakland (11/19/21)
Rebounds	8	3x, last at Georgia (1/25/22)
Assists	3	vs. Miami (11/28/21)
Steals	3	vs. South Alabama (11/16/21)
Blocks	6	vs. Gonzaga (12/4/21)
Minutes	26:06	vs. Oakland (11/19/21)
Field Goals	6	vs. South Dakota St. (11/12/21)
FG Att.	8	vs. Oakland (11/19/21)
3-Point FG		
3-Point Att.	1	at Florida (1/5/22)
Free Throws	5	2x, last at Mississippi St. (1/15/22)
FT Att.	8	vs. Tennessee (12/29/21)

### 2021-22 SEASON HIGHS

Points	12	2x, last vs. Oakland (11/19/21)
Rebounds	8	3x, last at Georgia (1/25/22)
Assists	3	vs. Miami (11/28/21)
Steals	3	vs. South Alabama (11/16/21)
Blocks	6	vs. Gonzaga (12/4/21)
Minutes	26:06	vs. Oakland (11/19/21)
Field Goals	6	vs. South Dakota St. (11/12/21)
FG Att.	8	vs. Oakland (11/19/21)
3-Point FG		
3-Point Att.	1	at Florida (1/5/22)
Free Throws	5	2x, last at Mississippi St. (1/15/22)
FT Att.	8	vs. Tennessee (12/29/21)

### MISCELLANEOUS STATS

CATEGORY	2021-22	CAREER
Double-digit scoring	4	4
20+ point games		
Double-digit rebounding		
Double-doubles		
Led UA in scoring		
Led UA in rebounding	1	1
Led UA in three-pointers		
Led UA in assists		
Led UA in steals	3	3
Led UA in blocks	11	11
5+ assist games		
3+ three-pointers		
3+ steal games	1	1
3+ block games	5	5

## BEDIAKO'S CAREER STATS

Year	GP	GS	Min	Avg	FG	FGA	Pct	3FG	3FGA	Pct	FT	FTA	Pct	Off	Def	Tot	Avg	PF	FO	Ast	TO	Blk	Stl	Pts	Avg
2021-22	22	21	393	17.8	54	85	.635	0	1	.000	27	46	.587	43	50	93	4.2	57	3	15	20	35	16	135	6.1
<b>TOTAL</b>	<b>22</b>	<b>21</b>	<b>393</b>	<b>17.8</b>	<b>54</b>	<b>85</b>	<b>.635</b>	<b>0</b>	<b>1</b>	<b>.000</b>	<b>27</b>	<b>46</b>	<b>.587</b>	<b>43</b>	<b>50</b>	<b>93</b>	<b>4.2</b>	<b>57</b>	<b>3</b>	<b>15</b>	<b>20</b>	<b>35</b>	<b>16</b>	<b>135</b>	<b>6.1</b>



### BEDIAKO'S 2021-22 GAME-BY-GAME STATS

Opponent	Date	Min	FG-FGA	3FG-FGA	FT-FTA	Off-Def-Tot	PF	A	TO	Stl	Blk	Pts
LOUISIANA TECH	11/9	10:54	2-4	0-0	1-2	2-1-3	5	1	1	0	0	5
SOUTH DAKOTA STATE	11/12	23:47	6-7	0-0	0-2	2-4-6	3	2	0	1	1	12
SOUTH ALABAMA	11/16	25:52	3-5	0-0	2-3	3-2-5	2	1	4	3	5	8
OAKLAND	11/19	26:06	5-8	0-0	2-3	4-1-5	1	0	0	0	3	12
vs. Iona	11/25	21:01	2-4	0-0	0-0	0-3-3	4	0	2	1	1	4
vs. Drake	11/26	15:31	2-2	0-0	0-0	1-3-4	2	0	0	1	2	4
vs. Miami	11/28	15:15	2-4	0-0	1-2	5-3-8	4	3	0	0	0	5
vs. Gonzaga	12/4	21:41	3-4	0-0	1-4	2-6-8	4	1	0	2	6	7
HOUSTON	12/11	16:17	3-3	0-0	1-2	0-1-1	5	1	1	0	0	7
at Memphis	12/14	18:43	4-5	0-0	1-2	0-0-0	3	0	0	2	1	9
JACKSONVILLE STATE	12/18	20:50	3-4	0-0	1-2	1-6-7	5	1	3	2	5	7
vs. Davidson	12/21	18:51	2-2	0-0	0-0	1-3-4	1	0	1	0	0	4
TENNESSEE*	12/29	12:48	0-1	0-0	5-8	2-1-3	2	0	0	0	0	5
at Florida*	1/5	24:34	4-8	0-1	3-4	6-1-7	4	1	2	2	2	11
at Missouri*	1/8	7:52	1-4	0-0	0-0	2-2-4	1	1	0	0	0	2
AUBURN*	1/11	13:59	2-3	0-0	2-2	1-0-1	0	0	1	0	2	6
at Mississippi State*	1/15	20:30	3-5	0-0	5-6	1-5-6	1	2	0	1	1	11
LSU*	1/19	16:26	0-1	0-0	0-0	1-1-2	0	0	1	0	0	0
MISSOURI*	1/22	8:29	1-2	0-0	1-2	1-0-1	2	0	0	0	1	3
at Georgia*	1/25	21:22	4-5	0-0	0-0	5-3-8	3	1	2	1	2	8
BAYLOR	1/29	13:20	1-1	0-0	0-0	0-0-0	1	0	1	0	0	2
at Auburn*	2/1	18:22	1-3	0-0	1-2	3-4-7	4	0	1	0	3	3

\* indicates Southeastern Conference opponent



# 13 JAHVON QUINERLY

Hackensack, N.J.  
Hudson Catholic HS/Villanova

Guard / Junior / 6-1 / 175

## CAREER HIGHS

Points	26	vs. South Dakota St. (11/12/21)
Rebounds	6	2x, last vs. Auburn (1/11/22)
Assists	11	Maryland (3/22/21)
Steals	3	vs. Stanford (11/30/20)
Blocks	1	4x, last vs. Auburn (1/11/22)
Minutes	36:15	vs. Missouri (1/22/22)
Field Goals	11	vs. South Dakota St. (11/12/21)
FG Att.	24	vs. South Dakota St. (11/12/21)
3-Point FG	6	at LSU (1/19/21)
3-Point Att.	15	vs. South Dakota St. (11/12/21)
Free Throws	8	vs. Drake (11/26/21)
FT Att.	11	vs. Drake (11/26/20)

## 2021-22 SEASON HIGHS

Points	26	vs. South Dakota St. (11/12/21)
Rebounds	6	2x, last vs Auburn (1/11/22)
Assists	9	vs. Missouri (1/22/22)
Steals	2	4x, last vs. Baylor (1/29/22)
Blocks	1	2x, last vs. Miami (11/28/21)
Minutes	36:15	vs. Missouri (1/22/22)
Field Goals	11	vs. South Dakota St. (11/12/21)
FG Att.	24	vs. South Dakota St. (11/12/21)
3-Point FG	4	vs. South Dakota St. (11/12/21)
3-Point Att.	15	vs. South Dakota St. (11/12/21)
Free Throws	8	vs. Drake (11/26/21)
FT Att.	11	vs. Drake (11/26/21)

## MISCELLANEOUS STATS

CATEGORY	2021-22	CAREER
Double-digit scoring	17	41
20+ point games	3	6
Double-digit rebounding		
Double-doubles		
Led UA in scoring	5	13
Led UA in rebounding		
Led UA in three-pointers	5	13
Led UA in assists	12	24
Led UA in steals	3	6
Led UA in blocks		
5+ assist games	9	13
3+ three-pointers	3	8
3+ steal games	1	2
3+ block games		

## QUINERLY'S CAREER STATS

Year	GP	GS	Min	Avg	FG	FGA	Pct	3FG	3FGA	Pct	FT	FTA	Pct	Off	Def	Tot	Avg	PF	FO	Ast	TO	Blk	Stl	Pts	Avg
2018-19	25	0	230	9.2	28	83	.337	12	48	.250	11	15	.733	2	18	20	0.8	18	0	22	19	0	5	79	3.2
2020-21	30	7	753	25.1	142	297	.478	52	120	.433	51	74	.689	15	50	65	2.2	59	1	96	69	1	19	387	12.9
2021-22	22	19	688	31.3	119	291	.409	32	128	.250	56	76	.737	10	65	75	3.4	42	0	94	61	3	20	326	14.8
<b>TOTAL</b>	<b>77</b>	<b>26</b>	<b>1671</b>	<b>21.7</b>	<b>289</b>	<b>671</b>	<b>.431</b>	<b>96</b>	<b>296</b>	<b>.324</b>	<b>118</b>	<b>165</b>	<b>.715</b>	<b>27</b>	<b>133</b>	<b>160</b>	<b>2.1</b>	<b>119</b>	<b>1</b>	<b>212</b>	<b>149</b>	<b>4</b>	<b>44</b>	<b>792</b>	<b>10.3</b>



## QUINERLY'S 2021-22 GAME-BY-GAME STATS

Opponent	Date	Min	FG-FGA	3FG-FGA	FT-FTA	Off-Def-Tot	PF	A	TO	Stl	Blk	Pts
LOUISIANA TECH	11/9	29:07	3-7	1-5	2-2	0-4-4	2	2	2	0	0	9
SOUTH DAKOTA STATE	11/12	33:46	11-24	4-15	0-0	0-5-5	1	8	3	0	0	26
SOUTH ALABAMA	11/16	35:40	3-10	0-3	2-2	0-3-3	2	5	4	1	0	8
OAKLAND	11/19	28:03	7-12	3-7	2-2	0-3-3	2	2	1	2	1	19
vs. Iona	11/25	32:14	6-14	0-2	3-7	0-2-2	1	2	1	2	0	15
vs. Drake	11/26	35:14	4-11	2-6	8-11	0-0-0	3	4	5	1	0	18
vs. Miami	11/28	24:22	3-9	1-4	0-1	1-3-4	0	2	1	0	1	7
vs. Gonzaga	12/4	30:60	6-17	1-5	4-4	0-2-2	2	6	4	1	0	17
HOUSTON	12/11	32:19	7-11	1-2	2-2	0-3-3	1	8	3	2	0	17
at Memphis	12/14	28:19	4-11	2-8	2-2	2-4-6	2	4	5	1	0	12
JACKSONVILLE STATE	12/18	35:41	6-11	2-4	1-4	0-5-5	1	4	2	1	0	15
vs. Davidson	12/21	32:23	5-16	2-6	1-2	0-0-0	0	6	2	1	0	13
TENNESSEE*	12/29	28:48	7-13	1-7	3-4	0-4-4	4	3	3	1	0	18
at Florida*	1/5	32:08	7-18	2-9	3-4	1-4-5	1	5	4	1	0	19
at Missouri*	1/8	32:39	9-13	0-2	1-3	2-3-5	2	4	1	0	0	19
AUBURN*	1/11	32:07	4-19	2-10	4-4	1-5-6	3	5	4	0	1	14
at Mississippi State*	1/15	23:18	1-5	0-2	3-4	1-0-1	3	2	4	0	0	5
LSU*	1/19	30:55	6-16	2-7	3-5	1-2-3	1	1	2	1	0	17
MISSOURI*	1/22	36:15	5-14	0-3	3-4	0-5-5	1	9	2	2	0	13
at Georgia*	1/25	25:33	2-9	1-7	0-0	1-2-3	3	3	2	1	0	5
BAYLOR	1/29	33:04	6-10	3-6	5-5	0-2-2	3	5	4	2	0	20
at Auburn*	2/1	34:55	7-21	2-8	4-4	0-4-4	4	4	2	1	0	20

\* indicates Southeastern Conference opponent



**14**  
**KEON**  
**ELLIS**

Eustis, Fla.  
Leesburg, HS

Guard / Senior / 6-6 / 175

### CAREER HIGHS

Points	22	vs. Miami (11/28/21)
Rebounds	13	vs. South Dakota St. (11/12/21)
Assists	5	vs. Tennessee (12/21/21)
Steals	4	4x, last at Georgia (1/25/22)
Blocks	3	vs. Maryland (3/22/21)
Minutes	38:15	vs. Jacksonville State(12/18/21)
Field Goals	8	vs. Miami (11/28/21)
FG Att.	14	at Memphis (12/14/21)
3-Point FG	5	vs. Miami (11/28/21)
3-Point Att.	10	2x, last vs. JSU (12/18/21)
Free Throws	7	vs. Auburn (1/11/22)
FT Att.	8	vs. Auburn (1/11/22)

### 2021-22 SEASON HIGHS

Points	22	vs. Miami (11/28/21)
Rebounds	13	vs. South Dakota St. (11/12/21)
Assists	5	vs. Tennessee (12/29/21)
Steals	4	4x, last at Georgia (1/25/22)
Blocks	2	3x, last at Auburn (2/01/22)
Minutes	38:15	vs. Jacksonville State(12/18/21)
Field Goals	8	vs. Miami (11/28/21)
FG Att.	14	at Memphis (12/14/21)
3-Point FG	5	vs. Miami (11/28/21)
3-Point Att.	10	2x, last vs. JSU (12/18/21)
Free Throws	7	vs. Auburn (1/11/22)
FT Att.	8	vs. Auburn (1/11/22)

### MISCELLANEOUS STATS

CATEGORY	2021-22	CAREER
Double-digit scoring	13	19
20+ point games	2	2
Double-digit rebounding	2	2
Double-doubles	2	2
Led UA in scoring	5	6
Led UA in rebounding	6	11
Led UA in three-pointers	4	7
Led UA in assists	1	1
Led UA in steals	12	16
Led UA in blocks	6	6
5+ assist games	1	1
3+ three-pointers	6	7
3+ steal games	8	12
3+ block games		

### ELLIS' CAREER STATS

Year	GP	GS	Min	Avg	FG	FGA	Pct	3FG	3FGA	Pct	FT	FTA	Pct	Off	Def	Tot	Avg	PF	FO	Ast	TO	Blk	Stl	Pts	Avg
2020-21	32	7	559	17.5	60	119	.504	21	54	.389	34	47	.723	29	100	129	4.0	65	2	34	34	14	35	17	5.5
2021-22	22	22	683	31.0	79	184	.429	42	119	.353	63	72	.875	41	96	137	6.2	61	1	41	32	15	44	263	12.0
<b>TOTAL</b>	<b>54</b>	<b>29</b>	<b>1242</b>	<b>23.0</b>	<b>139</b>	<b>303</b>	<b>.459</b>	<b>63</b>	<b>173</b>	<b>.364</b>	<b>97</b>	<b>119</b>	<b>.815</b>	<b>70</b>	<b>196</b>	<b>266</b>	<b>4.9</b>	<b>126</b>	<b>3</b>	<b>75</b>	<b>66</b>	<b>29</b>	<b>79</b>	<b>438</b>	<b>8.1</b>



### ELLIS' 2021-22 GAME-BY-GAME STATS

Opponent	Date	Min	FG-FGA	3FG-FGA	FT-FTA	Off-Def-Tot	PF	A	TO	Stl	Blk	Pts
LOUISIANA TECH	11/9	30:53	5-7	3-4	5-5	2-7-9	1	3	1	3	1	18
SOUTH DAKOTA STATE	11/12	35:07	5-10	2-5	3-4	5-8-13	1	3	0	1	0	15
SOUTH ALABAMA	11/16	31:16	6-10	2-5	4-5	2-4-6	2	1	2	3	0	18
OAKLAND	11/19	27:16	1-6	1-5	4-4	2-4-5	2	3	3	2	2	7
vs. Iona	11/25	31:45	2-3	0-1	0-0	2-6-8	1	1	2	2	2	4
vs. Drake	11/26	31:26	3-7	1-1	2-2	1-5-6	3	0	2	1	0	9
vs. Miami	11/28	29:02	8-11	5-6	1-1	0-4-4	3	2	2	0	0	22
vs. Gonzaga	12/4	29:05	1-5	0-4	2-3	1-3-4	3	2	0	0	0	4
HOUSTON	12/11	28:51	0-5	0-4	4-4	1-2-3	1	0	2	1	0	4
at Memphis	12/14	32:05	7-14	3-10	2-2	3-3-6	2	1	3	2	1	19
JACKSONVILLE STATE	12/18	38:15	6-12	4-10	4-4	2-8-10	2	3	1	0	0	20
vs. Davidson	12/21	31:42	3-9	2-7	1-1	3-1-4	3	4	1	2	1	9
TENNESSEE*	12/29	35:46	3-9	2-6	1-3	0-9-9	3	5	0	1	1	9
at Florida*	1/5	31:42	5-11	2-7	1-1	1-3-4	3	2	2	4	1	13
at Missouri*	1/8	28:38	4-9	2-6	2-2	1-1-2	3	1	1	4	0	12
AUBURN*	1/11	30:43	1-5	1-4	7-8	1-6-7	5	0	2	4	0	10
at Mississippi State*	1/15	34:13	3-10	3-6	5-5	2-5-7	4	3	1	2	1	14
LSU*	1/19	28:12	3-8	1-6	5-5	4-4-8	4	1	0	3	0	12
MISSOURI*	1/22	32:08	3-6	3-4	0-0	3-0-3	4	1	2	3	1	9
at Georgia*	1/25	25:53	5-11	1-5	4-6	4-5-9	3	3	2	4	2	15
BAYLOR	1/29	31:24	2-4	1-3	6-7	0-2-2	4	0	2	1	0	11
at Auburn*	2/1	27:37	3-11	3-7	0-0	2-6-8	4	2	1	1	2	9

\* indicates Southeastern Conference opponent





# 21 BRITTON JOHNSON

Mountain Brook Ala.  
Mountain Brook HS

Guard / Senior / 6-4 / 185

## CAREER HIGHS

Points	3	4x, last vs. Miami (11/28/21)
Rebounds	3	vs. Missouri (1/22/22)
Assists	1	vs. Arkansas (1/16/21)
Steals		
Blocks	1	vs. Ole Miss (1/22/19)
Minutes	7:01	at Georgia (1/25/22)
Field Goals	1	5x, last vs. Missouri (1/22/22)
FG Att.	3	vs. Missouri (1/22/22)
3-Point FG	4	4x, last vs. Miami (11/28/21)
3-Point Att.	2	2x, last at Florida (1/5/22)
Free Throws		
FT Att.	1	vs. Missouri (1/22/22)

## 2021-22 SEASON HIGHS

Points	3	vs. Miami (11/28/21)
Rebounds	3	vs. Missouri (1/22/22)
Assists		
Steals		
Blocks		
Minutes	7:01	at Georgia (1/25/22)
Field Goals	1	2x, last vs. Missouri (1/22/22)
FG Att.	3	vs. Missouri (1/22/22)
3-Point FG		
3-Point Att.	2	2x, last at Georgia (1/25/22)
Free Throws		
FT Att.	1	vs. Missouri (1/22/22)

## MISCELLANEOUS STATS

CATEGORY	2021-22	CAREER
Double-digit scoring		
20+ point games		
Double-digit rebounding		
Double-doubles		
Led UA in scoring		
Led UA in rebounding		
Led UA in three-pointers		
Led UA in assists		
Led UA in steals		
Led UA in blocks		
5+ assist games		
3+ three-pointers		
3+ steal games		
3+ block games		

## JOHNSON'S CAREER STATS

Year	GP	GS	Min	Avg	FG	FGA	Pct	3FG	3FGA	Pct	FT	FTA	Pct	Off	Def	Tot	Avg	PF	FO	Ast	TO	Blk	Stl	Pts	Avg
2018-19	5	0	3	0.6	0	0	.000	0	0	.000	0	0	.000	0	1	1	0.2	0	0	0	0	1	0	0	0.0
2019-20	6	0	6	1.1	1	3	.333	1	3	.333	0	0	.000	0	0	0	0.0	1	0	0	0	0	0	3	.05
2020-21	12	0	17	1.4	2	5	.400	2	5	.400	0	0	.000	1	2	3	0.3	5	0	1	0	0	0	6	0.5
2021-22	5	0	15	3.0	2	7	.286	1	6	.167	0	1	.000	5	1	6	1.2	1	0	0	1	0	0	5	1.0
TOTAL	28	0	42	1.5	5	15	.333	4	14	.286	0	1	.000	6	4	10	0.4	7	0	1	1	1	0	14	0.5



## JOHNSON'S 2021-22 GAME-BY-GAME STATS

Opponent	Date	Min	FG-FGA	3FG-FGA	FT-FTA	Off-Def-Tot	PF	A	TO	Stl	Blk	Pts
LOUISIANA TECH	11/9	1:25	0-0	0-0	0-0	1-1-2	0	0	0	0	0	0
SOUTH DAKOTA STATE	11/12				DNP - Coach's Decision							
SOUTH ALABAMA	11/16				DNP - Coach's Decision							
OAKLAND	11/19	1:45	0-1	0-1	0-0	0-0-0	0	0	0	0	0	0
vs. Iona	11/25				DNP - Coach's Decision							
vs. Drake	11/26				DNP - Coach's Decision							
vs. Miami	11/28	2:11	1-1	1-1	0-0	0-0-0	0	0	0	0	0	3
vs. Gonzaga	12/4				DNP - Coach's Decision							
HOUSTON	12/11				DNP - Coach's Decision							
at Memphis	12/14				DNP - Coach's Decision							
JACKSONVILLE STATE	12/18				DNP - Coach's Decision							
vs. Davidson	12/21				DNP - Coach's Decision							
TENNESSEE*	12/29				DNP - Coach's Decision							
at Florida*	1/5				DNP - Coach's Decision							
at Missouri*	1/8				DNP - Coach's Decision							
AUBURN*	1/11				DNP - Coach's Decision							
at Mississippi State*	1/15				DNP - Coach's Decision							
LSU*	1/19				DNP - Coach's Decision							
MISSOURI*	1/22	2:40	1-3	0-2	0-0	3-0-3	0	0	0	0	0	2
at Georgia*	1/25	7:01	0-2	0-2	0-0	1-0-1	0	0	0	0	0	0
BAYLOR	1/29				DNP - Coach's Decision							
at Auburn*	2-01				DNP - Coach's Decision							

\* indicates Southeastern Conference opponent



# 22 KEON AMBROSE- HYLTON

Toronto, Ontario  
Andrews Osborne Academy

Forward / Sophomore / 6-8 / 210

## CAREER HIGHS

Points	5	vs. Miami (11/28/21)
Rebounds	4	vs. Arkansas (1/16/21)
Assists	2	2x, last vs. Louisiana Tech (11/9/21)
Steals	1	2x, last at Florida (1/5/22)
Blocks	1	2x, last vs. Louisiana Tech (11/9/21)
Minutes	21:03	vs. Miami (11/28/21)
Field Goals	2	4x, last vs. Miami (11/28/21)
FG Att.	4	2x, last at Florida (1/5/22)
3-Point FG		
3-Point Att.		
Free Throws	1	2x, last vs. Miami (11/28/21)
FT Att.	3	vs. Miami (11/28/21)

## 2021-22 SEASON HIGHS

Points	5	vs. Miami (11/28/21)
Rebounds	3	2x, last at Florida (1/5/22)
Assists	2	vs. Louisiana Tech (11/9/21)
Steals	1	at Florida (1/5/22)
Blocks	1	vs. Louisiana Tech (11/9/21)
Minutes	21:03	vs. Miami (11/28/21)
Field Goals	2	vs. Miami (11/28/21)
FG Att.	4	at Florida (1/5/22)
3-Point FG		
3-Point Att.		
Free Throws	2	vs. Miami (11/28/21)
FT Att.	2	2x, last vs. Miami (11/28/21)

## MISCELLANEOUS STATS

CATEGORY	2021-22	CAREER
Double-digit scoring		
20+ point games		
Double-digit rebounding		
Double-doubles		
Led UA in scoring		
Led UA in rebounding		
Led UA in three-pointers		
Led UA in assists		
Led UA in steals		
Led UA in blocks	1	1
5+ assist games		
3+ three-pointers		
3+ steal games		
3+ block games		

## AMBROSE-HYLTON'S CAREER STATS

Year	GP	GS	Min	Avg	FG	FGA	Pct	3FG	3FGA	Pct	FT	FTA	Pct	Off	Def	Tot	Avg	PF	FO	Ast	TO	Blk	Stl	Pts	Avg
2020-21	18	0	74	4.1	10	15	.667	0	0	.000	1	4	.250	3	10	13	0.7	9	0	2	3	1	1	21	1.2
2021-22	10	0	49	4.9	5	11	.455	0	0	.000	1	3	.333	6	3	9	0.9	10	0	4	4	1	1	11	1.1
<b>TOTAL</b>	<b>28</b>	<b>0</b>	<b>123</b>	<b>4.4</b>	<b>15</b>	<b>26</b>	<b>.577</b>	<b>0</b>	<b>0</b>	<b>.000</b>	<b>2</b>	<b>7</b>	<b>.286</b>	<b>9</b>	<b>13</b>	<b>22</b>	<b>0.8</b>	<b>19</b>	<b>0</b>	<b>6</b>	<b>7</b>	<b>2</b>	<b>2</b>	<b>32</b>	<b>1.1</b>



## AMBROSE-HYLTON'S 2021-22 GAME-BY-GAME STATS

Opponent	Date	Min	FG-FGA	3FG-FGA	FT-FTA	Off-Def-Tot	PF	A	TO	Stl	Blk	Pts
LOUISIANA TECH	11/9	7:02	1-2	0-0	0-0	1-0-1	3	2	1	0	1	2
SOUTH DAKOTA STATE	11/12	5:04	0-0	0-0	0-0	1-0-1	0	0	1	0	0	0
SOUTH ALABAMA	11/16	1:09	0-0	0-0	0-0	0-0-0	2	0	0	0	0	0
OAKLAND	11/19	8:16	0-0	0-0	0-0	2-1-3	1	1	1	0	0	0
vs. Iona	11/25	0:17	0-0	0-0	0-0	0-0-0	1	0	0	0	0	0
vs. Drake	11/26					DNP - Coach's Decision						
vs. Miami	11/28	21:03	2-2	0-0	1-3	0-0-0	0	0	0	0	0	5
vs. Gonzaga	12/4	1:23	0-0	0-0	0-0	0-0-0	1	0	0	0	0	0
HOUSTON	12/11					DNP - Coach's Decision						
at Memphis	12/14					DNP - Coach's Decision						
JACKSONVILLE STATE	12/18					DNP - Coach's Decision						
vs. Davidson	12/21					DNP - Coach's Decision						
TENNESSEE*	12/29	7:08	1-3	0-0	0-0	1-0-1	0	0	0	0	0	2
at Florida*	1/5	8:16	1-4	0-0	0-0	1-2-3	2	1	0	1	0	2
at Missouri*	1/8	1:25	0-0	0-0	0-0	0-0-0	0	0	1	0	0	0
AUBURN*	1/11					DNP - Coach's Decision						
at Mississippi State*	1/15					DNP - Coach's Decision						
LSU*	1/19					DNP - Coach's Decision						
MISSOURI*	1/22					DNP - Coach's Decision						
at Georgia*	1/25					DNP - Coach's Decision						
BAYLOR	1/29					DNP - Coach's Decision						
at Auburn*	2/1					DNP - Coach's Decision						

\* indicates Southeastern Conference opponent



**33**  
**JAMES ROJAS**

Jamestown, N.Y.  
Jamestown HS

**Forward / Senior / 6-8 / 220**

### CAREER HIGHS

Points	15	Florida (1/5/21)
Rebounds	7	4x, last at LSU (1/19/21)
Assists	2	2x, last at Georgia (1/25/22)
Steals	2	4x, last vs. Baylor (1/29/22)
Blocks	3	at LSU (1/19/21)
Minutes	24:08	at Georgia (1/25/22)
Field Goals	5	Florida (1/5/21)
FG Att.	8	2x, last vs. Florida (1/5/21)
3-Point FG	2	Furman (12/15/20)
3-Point Att.	4	at Georgia (1/25/22)
Free Throws	5	Florida (1/5/21)
FT Att.	9	Florida (1/5/21)

### 2021-22 SEASON HIGHS

Points	8	at Georgia (1/25/22)
Rebounds	6	vs. Missouri (1/22/22)
Assists	2	at Georgia (1/25/22)
Steals	2	2x, last vs. Baylor (1/29/22)
Blocks		
Minutes	24:08	at Georgia (1/25/22)
Field Goals	3	vs. Missouri (1/22/22)
FG Att.	7	at Georgia (1/25/22)
3-Point FG	1	3x, last at Auburn (2/01/22)
3-Point Att.	4	at Georgia (1/25/22)
Free Throws	3	2x, last at Georgia (1/25/22)
FT Att.	5	at Georgia (1/25/22)

### MISCELLANEOUS STATS

CATEGORY	2021-22	CAREER
Double-digit scoring		2
20+ point games		
Double-digit rebounding		
Double-doubles		
Led UA in scoring		
Led UA in rebounding		4
Led UA in three-pointers		1
Led UA in assists		
Led UA in steals	2	5
Led UA in blocks		1
5+ assist games		
3+ three-pointers		
3+ steal games		
3+ block games		1

### ROJAS' CAREER STATS

Year	GP	GS	Min	Avg	FG	FGA	Pct	3FG	3FGA	Pct	FT	FTA	Pct	Off	Def	Tot	Avg	PF	FO	Ast	TO	Blk	Stl	Pts	Avg
2020-21	30	1	333	11.1	28	80	.350	6	26	.231	24	36	.667	20	58	78	2.6	60	0	11	30	6	16	86	2.9
2021-22	6	2	91	15.2	8	22	.364	3	13	.231	9	13	.692	8	10	18	3.0	14	1	3	7	0	7	28	4.7
<b>TOTAL</b>	<b>36</b>	<b>3</b>	<b>424</b>	<b>11.8</b>	<b>36</b>	<b>102</b>	<b>.353</b>	<b>9</b>	<b>39</b>	<b>.231</b>	<b>33</b>	<b>49</b>	<b>.673</b>	<b>28</b>	<b>68</b>	<b>96</b>	<b>2.7</b>	<b>74</b>	<b>1</b>	<b>14</b>	<b>37</b>	<b>6</b>	<b>23</b>	<b>114</b>	<b>3.2</b>



### ROJAS' 2021-22 GAME-BY-GAME STATS

Opponent	Date	Min	FG-FGA	3FG-FGA	FT-FTA	Off-Def-Tot	PF	A	TO	Stl	Blk	Pts
LOUISIANA TECH	11/9				DNP - Injured							
SOUTH DAKOTA STATE	11/12				DNP - Injured							
SOUTH ALABAMA	11/16				DNP - Injured							
OAKLAND	11/19				DNP - Injured							
vs. Iona	11/25				DNP - Injured							
vs. Drake	11/26				DNP - Injured							
vs. Miami	11/28				DNP - Injured							
vs. Gonzaga	12/4				DNP - Injured							
HOUSTON	12/11				DNP - Injured							
at Memphis	12/14				DNP - Injured							
JACKSONVILLE STATE	12/18				DNP - Injured							
vs. Davidson	12/21				DNP - Injured							
TENNESSEE*	12/29				DNP - Injured							
at Florida*	1/5				DNP - Injured							
at Missouri*	1/8				DNP - Injured							
AUBURN*	1/11				DNP - Injured							
at Mississippi State*	1/15	16:58	1-4	1-2	3-4	2-0-2	4	0	1	2	0	6
LSU*	1/19	9:22	0-2	0-2	0-0	0-1-1	0	0	1	1	0	0
Missouri*	1/22	12:14	3-6	0-3	0-0	3-3-6	0	0	1	0	0	6
at Georgia*	1/25	24:08	2-7	1-4	3-5	1-2-3	5	2	3	1	0	8
BAYLOR	1/29	12:37	0-0	0-0	2-2	0-3-3	3	0	1	2	0	2
at Auburn*	2/1	15:46	2-3	1-2	1-2	1-1-2	2	1	0	1	0	6

\* indicates Southeastern Conference opponent



**35**  
**ALEX**  
**TCHIKOU**

Paris, France  
Dream City Christian HS

**Forward / Redshirt Freshman / 6-11 / 230**

### CAREER HIGHS

Points		
Rebounds	3	vs. Miami (11/28/21)
Assists		
Steals		
Blocks		
Minutes	3:24	vs. Oakland (11/19/21)
Field Goals		
FG Att.	1	2x, last vs. Miami (11/28/21)
3-Point FG		
3-Point Att.		
Free Throws		
FT Att.		

### 2021-22 SEASON HIGHS

Points		
Rebounds	3	vs. Miami (11/28/21)
Assists		
Steals		
Blocks		
Minutes	3:24	vs. Oakland (11/19/21)
Field Goals		
FG Att.	1	2x, last vs. Miami (11/28/21)
3-Point FG		
3-Point Att.		
Free Throws		
FT Att.		

### MISCELLANEOUS STATS

CATEGORY	2021-22	CAREER
Double-digit scoring		
20+ point games		
Double-digit rebounding		
Double-doubles		
Led UA in scoring		
Led UA in rebounding		
Led UA in three-pointers		
Led UA in assists		
Led UA in steals		
Led UA in blocks		
5+ assist games		
3+ three-pointers		
3+ steal games		
3+ block games		



### TCHIKOU'S 2021-22 GAME-BY-GAME STATS

Opponent	Date	Min	FG-FGA	3FG-FGA	FT-FTA	Off-Def-Tot	PF	A	TO	Stl	Blk	Pts
LOUISIANA TECH	11/9					DNP - Suspended						
SOUTH DAKOTA STATE	11/12					DNP - Suspended						
SOUTH ALABAMA	11/16					DNP - Coach's Decision						
OAKLAND	11/19	3:24	0-1	0-0	0-0	0-1-1	0	0	0	0	0	0
vs. Iona	11/25	0:44	0-0	0-0	0-0	0-0-0	0	0	1	0	0	0
vs. Drake	11/26					DNP - Coach's Decision						
vs. Miami	11/28	2:11	0-1	0-0	0-0	1-2-3	0	0	0	0	0	0
vs. Gonzaga	12/4					DNP - Coach's Decision						
HOUSTON	12/11					DNP - Coach's Decision						
at Memphis	12/14					DNP - Coach's Decision						
JACKSONVILLE STATE	12/18					DNP - Coach's Decision						
vs. Davidson	12/21					DNP - Coach's Decision						
TENNESSEE*	12/29					DNP - Coach's Decision						
at Florida*	1/5					DNP - Coach's Decision						
at Missouri*	1/8					DNP - Coach's Decision						
AUBURN*	1/11					DNP - Coach's Decision						
at Mississippi State*	1/15					DNP - Coach's Decision						
LSU*	1/19					DNP - Coach's Decision						
MISSOURI*	1/22					DNP - Coach's Decision						
at Georgia*	1/25					DNP - Coach's Decision						
BAYLOR	1/29					DNP - Coach's Decision						
at Auburn	2/1					DNP - Coach's Decision						

\* indicates Southeastern Conference opponent

### TCHIKOU'S CAREER STATS

Year	GP	GS	Min	Avg	FG	FGA	Pct	3FG	3FGA	Pct	FT	FTA	Pct	Off	Def	Tot	Avg	PF	FO	Ast	TO	Blk	Stl	Pts	Avg
2021-22	3	3	6	2.1	0	2	.000	0	0	.000	0	0	.000	1	3	4	1.3	0	0	0	1	0	0	0	0.0
<b>TOTAL</b>	<b>3</b>	<b>3</b>	<b>6</b>	<b>2.1</b>	<b>0</b>	<b>2</b>	<b>.000</b>	<b>0</b>	<b>0</b>	<b>.000</b>	<b>0</b>	<b>0</b>	<b>.000</b>	<b>1</b>	<b>3</b>	<b>4</b>	<b>1.3</b>	<b>0</b>	<b>0</b>	<b>0</b>	<b>1</b>	<b>0</b>	<b>0</b>	<b>0</b>	<b>0.0</b>



## 2021-22 BOX SCORES

## GAME 1



Official Basketball Box Score - Final  
**Louisiana Tech at Alabama**  
 11/09/21 Coleman Coliseum, Tuscaloosa  
 Alabama vs Louisiana Tech

Game Time: 8:00 PM  
 Game Duration: 1:59  
 Attendance: 12,613

Louisiana Tech - 64

Record: 0-1

Officials: Doug Shows, Rob Rorko, Wesley Ford

NO. Name	Min	FG	3P	FT	Rebounds	Fouls	TP	AS	TO	ST	Blocks	+/-
		M-A	M-A	M-A	OR DR TOT	PF FD					BS BA	
2 Kenneth Lofton, Jr.	F 19:57	5-11	0-2	2-7	5 4 9	2 4	12	0	0	0	0	-22
22 Isaiah Crawford	F 27:00	7-15	0-3	1-1	4 3 7	2 4	15	1	1	0	1	-8
3 Amorie Archibald	G 24:11	1-6	1-3	0-0	0 3 3	1 2	3	2	2	0	0	-9
21 Exavian Christon	G 19:55	1-3	0-1	0-0	0 0 0	0 1	2	3	1	1	0	-9
24 Kobe Williams	G 18:56	0-2	0-0	0-2	0 0 0	0 2	0	2	2	0	1	-18
0 Keaston Willis	25:28	6-12	3-8	1-2	1 2 3	0 1	16	1	0	0	0	-17
23 David Green	17:12	2-8	1-5	0-2	0 2 2	4 1	5	1	1	0	0	-15
11 LaDamian Bradford	17:19	0-2	0-1	0-0	0 4 4	3 1	0	1	1	0	0	-15
4 Kaleb Stewart	08:16	1-2	1-1	0-0	0 1 1	2 0	3	0	0	1	0	-11
1 Kenny Hunter	14:25	3-4	0-0	1-2	4 1 5	1 1	7	0	1	0	1	-9
5 Terran Williams	05:55	0-1	0-1	1-3	0 0 0	1 2	1	0	1	0	0	-8
10 Ben Ponder	01:26	0-1	0-1	0-0	0 0 0	0 0	0	0	0	0	0	-4
Team					2 1 3		0	1				
<b>Totals</b>		26-67	6-26	6-19	16 21 37	18 19	64	11	11	3	1	-29

Technical Fouls: NONE

Alabama - 93

Record: 1-0

NO. Name	Min	FG	3P	FT	Rebounds	Fouls	TP	AS	TO	ST	Blocks	+/-
		M-A	M-A	M-A	OR DR TOT	PF FD					BS BA	
0 Noah Gurley	F 19:18	1-7	1-4	0-0	0 1 1	4 0	3	2	3	1	0	4
10 Charles Bediako	C 10:54	2-4	0-0	1-2	2 1 3	5 1	5	1	1	0	0	9
5 Jaden Shackelford	G 30:07	6-15	4-10	1-3	1 6 7	0 3	17	2	3	0	0	10
13 Jahvon Quinerly	G 29:07	3-7	1-5	2-2	0 4 4	2 4	9	2	2	0	0	19
14 Keon Ellis	G 30:53	5-7	3-4	5-5	2 7 9	1 1	18	3	1	3	1	37
4 Juwan Gary	21:04	6-10	0-3	0-0	5 5 10	1 1	12	1	0	3	0	17
3 JD Davison	25:50	3-4	1-2	5-7	2 4 6	0 4	12	6	2	1	0	13
2 Darius Miles	16:42	4-4	3-3	0-0	0 3 3	0 0	11	0	1	0	0	13
22 Keon Ambrose-Hylton	07:02	1-2	0-0	0-0	1 0 1	3 0	2	2	1	0	1	12
1 Jusaun Holt	03:53	0-2	0-2	0-0	0 1 1	0 0	0	0	0	0	0	2
15 Tyler Barnes	01:47	1-2	0-0	2-2	0 0 0	0 0	1	4	0	0	0	1
21 Britton Johnson	01:25	0-0	0-0	0-0	1 1 2	0 0	0	0	0	0	0	3
12 Delaney Heard	00:59	0-0	0-0	0-0	0 0 0	0 0	0	0	0	0	0	2
24 Jaden Quinerly	00:59	0-0	0-0	0-2	0 1 1	1 0	0	0	0	0	0	2
Team					2 1 3		0	1				
<b>Totals</b>		32-64	13-33	16-23	16 35 51	19 18	93	19	14	9	2	1

Technical Fouls: NONE

	LATECH	BAMA
Biggest lead	0 (1 <sup>st</sup> 20:00)	29 (2 <sup>nd</sup> 0:01)
Best Scoring Run	9 (2 <sup>nd</sup> 7:05)	10 (2 <sup>nd</sup> 5:04)
Lead Changes	0	
Times Tied	3	
Time with Lead	00:00	37:31

Points from Turnovers	LATECH	BAMA
	5	16
Paint	32	36
Second Chance	19	22
Fast Breaks	3	14
Bench	32	41

Period by Period Scoring	1st	2nd	TOT
LATECH	31	33	64
BAMA	48	45	93

## GAME 3



Official Basketball Box Score - Final  
**South Alabama at Alabama**  
 11/16/21 Coleman Coliseum, Tuscaloosa  
 2021-22 Men's Basketball

Game Time: 6:30 PM  
 Game Duration: 2:07  
 Attendance: 9,038

South Alabama - 68

Record: 1-2

Officials: Bart Lenox, K.B. Burdett Jr., Owen Shortt

NO. Name	Min	FG	3P	FT	Rebounds	Fouls	TP	AS	TO	ST	Blocks	+/-
		M-A	M-A	M-A	OR DR TOT	PF FD					BS BA	
4 Kayo Goncalves	F 38:48	4-14	4-14	0-0	0 7 7	3 5	12	0	0	3	1	-1
10 Diante Smith	F 32:02	2-7	1-3	2-2	1 2 3	5 1	7	2	5	2	0	-3
13 Javon Franklin	F 37:37	5-11	0-0	1-2	5 6 11	4 3	11	2	4	4	0	-4
21 Charles Manning, Jr.	G 38:10	7-18	2-7	7-8	1 5 6	2 3	23	4	7	1	1	1
22 Jay Jay Chandler	G 18:48	3-7	0-1	0-0	1 3 4	5 1	6	0	4	0	0	-1
12 Alex Anderson	30:27	4-7	0-0	1-4	3 2 5	2 3	9	0	1	0	0	-7
25 Jamal West	02:24	0-0	0-0	0-0	0 0 0	0 0	0	0	0	0	0	-4
20 Marshall Kearing	01:11	0-1	0-0	0-0	1 0 1	0 0	0	0	0	0	0	-1
24 Tyler Shirley	00:33	0-0	0-0	0-0	0 0 0	0 0	0	0	0	0	0	1
Team					1 2 3		0	0				
<b>Totals</b>		25-65	7-25	11-16	13 27 40	21 16	68	8	21	10	2	9

Technical Fouls: Franklin 1<sup>st</sup> 8:12 Manning, Jr. 2<sup>nd</sup> 12:03

Alabama - 73

Record: 3-0

NO. Name	Min	FG	3P	FT	Rebounds	Fouls	TP	AS	TO	ST	Blocks	+/-
		M-A	M-A	M-A	OR DR TOT	PF FD					BS BA	
0 Noah Gurley	F 20:56	4-10	1-6	0-0	1 3 4	2 1	9	1	1	1	0	0
10 Charles Bediako	C 25:52	3-5	0-0	2-3	3 2 5	2 2	8	1	4	3	5	0
5 Jaden Shackelford	G 34:46	6-16	4-10	2-4	2 8 10	2 3	18	1	5	1	1	-4
13 Jahvon Quinerly	G 35:40	3-10	0-3	2-2	0 3 3	2 3	8	5	4	1	0	1
14 Keon Ellis	G 31:16	6-10	2-5	4-5	2 4 6	2 6	18	1	2	3	0	1
2 Darius Miles	19:37	4-7	0-2	2-4	0 2 2	2 2	10	2	2	3	1	0
3 JD Davison	22:15	1-3	0-1	0-1	0 2 2	2 2	2	2	3	0	1	0
1 Jusaun Holt	08:29	0-0	0-0	0-0	1 2 3	1 0	0	0	1	0	1	0
22 Keon Ambrose-Hylton	01:09	0-0	0-0	0-0	0 0 0	2 0	0	0	0	0	0	-3
Team					2 2 4		0	0				
<b>Totals</b>		27-61	7-27	12-19	11 28 39	18 19	73	13	22	12	9	2

Technical Fouls: Quinerly 1<sup>st</sup> 8:12 Coach 2<sup>nd</sup> 17:25

	USA	BAMA
Biggest lead	6 (1 <sup>st</sup> 1:36)	8 (1 <sup>st</sup> 16:16)
Best Scoring Run	8 (1 <sup>st</sup> 13:10)	10 (2 <sup>nd</sup> 8:14)
Lead Changes	6	
Times Tied	8	
Time with Lead	15:44	19:28

Points from Turnovers	USA	BAMA
	18	20
Paint	34	36
Second Chance	10	12
Fast Breaks	4	5
Bench	9	12

Period by Period Scoring	1st	2nd	TOT
USA	34	34	68
BAMA	31	42	73

## GAME 2



Official Basketball Box Score - Final  
**South Dakota St. at Alabama**  
 11/19/21 Coleman Coliseum, Tuscaloosa  
 2021-22 Men's Basketball

Game Time: 7:00 PM  
 Game Duration: 2:02  
 Attendance: 10,546

Officials: Don Daly, Todd Austin, Darron George

South Dakota St. - 88

Record: 1-1

NO. Name	Min	FG	3P	FT	Rebounds	Fouls	TP	AS	TO	ST	Blocks	+/-
		M-A	M-A	M-A	OR DR TOT	PF FD					BS BA	
32 Matt Dentlinger	F 12:31	1-2	0-1	0-0	0 0 0	0 0	2	0	1	0	1	0
35 Douglas Wilson	F 13:30	5-7	0-0	2-5	1 0 1	5 4	12	0	3	0	0	-16
1 Matt Mims	G 09:29	0-1	0-1	0-0	0 1 1	2 0	0	0	0	0	0	-15
34 Baylor Scheierman	G 36:53	3-12	0-7	4-6	0 18 18	3 5	10	6	3	0	0	-8
4 Alex Arians	G 28:50	5-9	2-3	0-0	0 2 2	1 0	12	2	1	2	1	-27
13 Luke Appel	20:45	3-7	0-2	0-0	3 2 5	5 1	6	6	1	0	0	-3
15 Noah Freidelt	30:50	6-13	3-7	4-6	0 1 1	2 4	23	0	2	0	0	-6
2 Zeke Mayo	22:10	5-9	1-4	1-1	1 2 3	1 2	12	1	0	2	0	-2
30 Charlie Easley	11:27	2-5	1-1	0-0	2 2 4	0 1	5	0	0	0	0	-5
10 David Wingett	12:59	2-5	2-5	0-0	2 1 3	0 0	6	0	0	0	0	-7
0 Jaylon Gentry	00:18	0-0	0-0	0-0	0 0 0	0 0	0	0	0	0	0	-1
22 Aaron Fiegen	00:18	0-0	0-0	0-0	0 0 0	0 0	0	0	0	0	0	-1
Team					0 0 0		0	0				
<b>Totals</b>		34-70	9-31	11-18	9 29 38	19 17	88	15	11	4	2	3

Technical Fouls: NONE

Alabama - 104

Record: 2-0

NO. Name	Min	FG	3P	FT	Rebounds	Fouls	TP	AS	TO	ST	Blocks	+/-
		M-A	M-A	M-A	OR DR TOT	PF FD					BS BA	
0 Noah Gurley	F 20:24	4-9	1-3	0-0	4 1 5	2 1	9	0	1	1	1	0
10 Charles Bediako	C 23:47	6-7	0-0	0-2	2 4 6	3 5	12	2	0	1	1	0
5 Jaden Shackelford	G 32:01	8-17	3-8	4-5	2 3 5	4 4	23	0	0	0	0	16
13 Jahvon Quinerly	G 33:46	11-24	4-15	0-0	0 5 5	1 1	26	8	3	0	0	17
14 Keon Ellis	G 35:07	5-10	2-5	3-4	5 8 13	1 3	15	3	0	1	0	26
3 JD Davison	24:01	2-7	0-4	2-2	0 5 5	1 2	6	5	2	1	0	-1
4 Juwan Gary	07:37	0-1	0-1	0-0	2 2 2	1 0	0	1	0	0	0	-3
2 Darius Miles	18:13	5-9	3-4	0-1	3 1 4	4 3	13	0	1	0	1	19
22 Keon Ambrose-Hylton	05:04	0-0	0-0	0-0	1 0 1	0 0	0	0	1	0	0	-10
Team					1 0 1		0	0				
<b>Totals</b>		41-84	13-40	9-14	18 29 47	17 19	104	19	8	4	3	2

Technical Fouls: NONE

	SDSU	Bama
Biggest lead	4 (1 <sup>st</sup> 15:04)	18 (2 <sup>nd</sup> 6:08)
Best Scoring Run	7 (1 <sup>st</sup> 15:04)	11 (2 <sup>nd</sup> 7:44)
Lead Changes	6	
Times Tied	4	
Time with Lead	05:25	33:03

Points from Turnovers	SDSU	Bama
	13	17
Paint	42	56
Second Chance	6	26
Fast Breaks	12	12
Bench	52	19

Period by Period Scoring	1st	2nd	TOT
SDSU	38	50	88
Bama	41	63	104

## 2021-22 BOX SCORES

## GAME 5



Official Basketball Box Score - Final  
**Alabama at Iowa**  
 11/25/21 HP Field House, Lake Buena Vista, Fla.  
 2021-22 Men's Basketball

Game Time: 4:00 PM  
 Game Duration: 2:12  
 Attendance: 2,749

Officials: Doug Simons, Vlad Tadić, Keith Patterson

Alabama - 68

Record: 4-1

NO.	Name	Min	FG	3P	FT	Rebounds	Fouls	TP	AS	TO	ST	Blocks	BS	BA	+/
0	Noah Gurley	F 18:33	3-5	1-2	0-0	2 2 4	3 0	7	0	2	1	0	0	0	-10
10	Charles Bediako	C 21:01	2-4	0-0	0-0	0 3 3	4 1	4	0	2	1	1	0	0	0
5	Jaden Shackelford	G 31:11	6-17	4-10	3-4	1 9 10	3 1	19	1	2	0	0	0	0	-3
13	Jahvon Quinerly	G 36:27	6-14	0-2	3-7	0 2 2	1 4	15	2	1	2	0	2	0	-4
14	Keon Ellis	G 32:35	2-3	0-1	0-0	2 6 8	1 1	4	1	1	2	2	0	0	0
4	Juwan Gary	20:18	2-3	0-0	0-2	2 5 7	2 3	4	0	2	0	0	0	0	1
3	JD Davison	23:02	2-3	0-0	4-8	1 1 2	0 4	8	3	2	1	0	0	0	-8
2	Darius Miles	15:52	2-7	0-2	3-4	0 2 2	3 3	7	0	0	0	0	0	0	-2
35	Alex Tchikou	00:44	0-0	0-0	0-0	0 0 0	0 0	0	0	0	1	0	0	0	0
22	Keon Ambrose-Hylton	00:17	0-0	0-0	0-0	0 0 0	1 0	0	0	0	0	0	0	0	-2
Team						0 0 0			0	0					
<b>Totals</b>			25-56	5-17	13-25	8 30 38	19 17	68	7	13	7	3	4	-4	

Shooting By Period		
1st FG%	13-25	52.0%
3PT%	1-5	20.0%
FT%	6-11	54.5%
2nd FG%	12-31	38.7%
3PT%	4-12	33.3%
FT%	7-14	50.0%
GM FG%	25-56	44.6%
3PT%	5-17	29.4%
FT%	13-25	52.0%

Dead Ball Rebounds: 7, 0

Technical Fouls: Coach 2nd 11:11

Iowa - 72

Record: 6-0

NO.	Name	Min	FG	3P	FT	Rebounds	Fouls	TP	AS	TO	ST	Blocks	BS	BA	+/
0	Berrick JeanLouis	F 25:24	1-2	0-1	0-0	0 2 2	4 0	2	2	1	4	0	0	0	8
11	Quinn Slazinski	F 23:05	5-13	1-7	0-1	0 3 3	2 3	11	2	3	0	0	1	0	0
23	Nelly Joseph	F 34:57	5-10	0-0	5-6	2 9 11	3 7	15	1	2	2	4	1	7	2
2	Elijah Joiner	G 29:09	4-10	2-6	2-2	1 5 6	2 3	12	1	2	1	0	0	0	0
25	Tyson Jolly	G 32:52	4-7	1-1	4-6	1 2 3	2 3	13	0	1	0	0	1	5	5
24	Dylan van Eyck	21:58	2-4	0-1	0-0	0 2 2	2 0	4	3	3	2	0	0	3	3
5	Joshua Duach	00:36	0-0	0-0	0-0	0 0 0	0 0	0	0	0	0	0	0	0	-2
13	Walter Clayton Jr.	19:36	5-9	0-3	5-6	1 3 4	1 2	15	2	0	0	0	0	0	1
3	Ryan Myers	G 12:23	0-4	0-2	0-0	0 0 0	1 0	0	1	0	0	0	0	0	-2
Team						0 0 0			0	2					
<b>Totals</b>			26-59	4-21	16-21	5 26 31	17 18	72	13	13	8	4	3	4	

Technical Fouls: NONE

Biggest lead		ALA	ION
9 (2nd 12:27)		5 (2nd 3:23)	
Best Scoring Run		ALA	ION
6 (1st 15:08)		7 (2nd 5:32)	
Lead Changes		ALA	ION
7			
Times Tied		ALA	ION
10			
Time with Lead		ALA	ION
28:01		07:56	

Points from Turnovers		ALA	ION
11		6	
Paint		ALA	ION
36		36	
Second Chance		ALA	ION
8		7	
Fast Breaks		ALA	ION
14		13	
Bench		ALA	ION
19		19	

## GAME 7



Official Basketball Box Score - Final  
**Miami (FL) at Alabama**  
 11/28/21 HP Field House, Lake Buena Vista, Fla.  
 2021-22 Men's Basketball

Game Time: 5:30 PM  
 Game Duration: 1:55  
 Attendance: 3,127

Officials: Rick Crawford, DJ Carstensen, Tyler Kumpf

Miami (FL) - 64

Record: 4-3

NO.	Name	Min	FG	3P	FT	Rebounds	Fouls	TP	AS	TO	ST	Blocks	BS	BA	+/
21	Sam Waardenburg	F 19:46	1-2	0-0	0-0	0 0 0	2 0	2	1	1	1	1	1	-20	
2	Isaiah Wong	G 30:58	4-7	0-2	6-6	0 3 3	3 14	3	1	0	0	0	0	-30	
3	Charlie Moore	G 28:36	5-11	2-4	0-0	0 1 1	4 0	12	1	3	1	0	1	-19	
11	Jordan Miller	G 24:04	2-4	0-2	2-4	1 4 5	2 3	6	0	1	2	1	0	-14	
23	Kameron McGusty	G 33:42	6-13	2-4	3-4	3 7 10	4 2	21	1	4	2	0	1	-15	
4	Bensley Joseph	15:26	0-1	0-0	0-1	0 3 3	2 3	0	0	2	0	0	0	-22	
1	Anthony Walker	10:12	0-2	0-1	2-2	0 0 0	0 2	2	0	1	0	0	0	-6	
55	Wooga Poplar	15:21	1-6	0-3	1-2	0 0 0	0 2	3	0	1	0	0	0	-14	
14	Rodney Miller Jr.	12:28	1-2	0-0	0-0	0 0 0	2 0	2	0	0	1	0	0	0	
22	Deng Oak	05:38	1-1	0-0	0-0	0 0 1	1 0	1	2	0	0	0	0	-12	
10	Filippos Gkogkos	02:11	0-1	0-1	0-0	0 0 0	0 0	0	0	0	0	0	0	-4	
32	Thomas Osterbroek	01:38	0-0	0-0	0-0	0 0 0	0 0	0	0	0	0	0	0	-4	
Team						0 0 0			0	0					
<b>Totals</b>			23-50	4-17	14-20	4 19 23	16 16	64	6	13	8	2	3	-32	

Technical Fouls: Waardenburg 1st 13:28

NO.	Name	Min	FG	3P	FT	Rebounds	Fouls	TP	AS	TO	ST	Blocks	BS	BA	+/
4	Juwan Gary	F 16:54	5-7	0-1	3-4	3 2 5	2 2	13	1	2	1	0	1	20	
10	Charles Bediako	C 15:15	2-4	0-0	1-2	5 3 8	4 2	5	3	0	0	0	0	18	
5	Jaden Shackelford	G 25:52	5-11	5-9	0-0	3 3 3	0 15	0	1	0	0	0	0	22	
13	Jahvon Quinerly	G 24:22	3-9	1-4	0-1	1 3 4	0 3	7	2	1	0	1	0	13	
14	Keon Ellis	G 29:02	8-11	5-6	1-1	0 4 4	3 1	22	2	2	0	0	1	20	
3	JD Davison	29:44	6-8	1-2	0-0	2 4 6	1 0	13	10	3	1	0	0	20	
0	Noah Gurley	13:34	2-5	1-2	0-0	0 1 1	3 0	5	0	1	1	0	0	0	
1	Jusaun Holt	09:50	1-2	1-1	0-0	0 1 1	1 0	3	0	0	0	0	0	8	
2	Darius Miles	17:43	2-5	1-3	0-0	1 4 5	2 0	5	2	1	1	2	0	13	
22	Keon Ambrose-Hylton	21:03	2-2	0-0	1-3	0 0 0	0 2	5	0	1	0	0	0	10	
15	Tyler Barnes	02:11	0-1	0-1	0-0	0 0 0	0 0	0	1	0	0	0	0	4	
21	Britton Johnson	02:11	1-1	1-1	0-0	0 0 0	0 0	3	0	0	0	0	0	4	
24	Jaden Quinerly	02:11	0-2	0-0	0-0	1 2 3	1 0	0	1	0	0	0	0	4	
35	Alex Tchikou	02:11	0-1	0-0	0-0	1 1 2	0 0	0	0	0	0	0	0	4	
Team						0 0 0			0	2					
<b>Totals</b>			37-69	16-30	6-11	14 28 42	18 15	96	22	13	4	3	2	32	

Technical Fouls: Gurley 1st 13:28 Coach 1st 16:48

Biggest lead		MIA	ALA
9 (1st 6:22)		34 (2nd 0:44)	
Best Scoring Run		MIA	ALA
8 (1st 6:22)		17 (2nd 10:24)	
Lead Changes		MIA	ALA
7		4	15
Times Tied		MIA	ALA
2		9	17
Time with Lead		MIA	ALA
16:47		21:21	

Points from Turnovers		MIA	ALA
16		25	
Paint		MIA	ALA
28		38	
Second Chance		MIA	ALA
4		15	
Fast Breaks		MIA	ALA
9		34	
Bench		MIA	ALA
33		63	96

## GAME 6



Official Basketball Box Score - Final  
**Alabama at Drake**  
 11/29/21 HP Field House, Lake Buena Vista, Fla.  
 2021-22 Men's Basketball

Game Time: 3:30 PM  
 Game Duration: 2:03  
 Attendance: 3,020

Officials: Rick Crawford, DJ Carstensen, Shane Staggs

Alabama - 80

Record: 5-1

NO.	Name	Min	FG	3P	FT	Rebounds	Fouls	TP	AS	TO	ST	Blocks	BS	BA	+/
4	Juwan Gary	F 26:36	6-9	0-0	2-4	4 6 10	4 3	14	0	2	2	0	1	14	
10	Charles Bediako	C 15:31	2-2	0-0	0-0	1 3 4	2 0	4	0	0	1	2	0	0	
5	Jaden Shackelford	G 37:20	6-12	2-6	0-1	2 3 5	1 2	14	4	1	1	0	0	6	
13	Jahvon Quinerly	G 35:14	4-11	2-6	8-11	0 0 0	3 8	18	4	5	1	0	0	5	
14	Keon Ellis	G 31:26	3-7	1-4	2-2	1 5 6	3 2	9	0	2	1	0	0	17	
0	Noah Gurley	17:20	4-6	0-1	0-1	0 0 3	4 2	6	0	0	1	1	0	15	
2	Darius Miles	16:00	3-4	0-0	0-1	2 0 2	2 0	2	6	0	0	1	2	0	1
3	JD Davison	20:33	3-6	0-2	1-2	0 5 5	0 1	7	3	7	0	1	0	-3	
Team						0 0 0			0	0					
<b>Totals</b>			31-57	5-19	13-22	10 25 35	17 20	80	11	17	8	6	1	9	

Shooting By Period		
1 <sup>st</sup> FG%	14-29	48.3%
3PT%	3-10	30.0%
FT%	2-6	33.3%
2 <sup>nd</sup> FG%	17-28	60.7%
3PT%	2-9	22.2%
FT%	11-16	68.8%
GM FG%	31-57	54.4%
3PT%	5-19	26.3%
FT%	13-22	59.1%

## 2021-22 BOX SCORES

## GAME 9



Official Basketball Box Score - Final  
**Houston at Alabama**  
 12/11/21 Coleman Coliseum, Tuscaloosa  
 2021-22 Men's Basketball

Game Time: 9:00 PM  
 Game Duration: 2:28  
 Attendance: 10,613

Officials: Joe Lindsay, Mike Nance, Rob Rorkie

Houston - 82

Record: 8-2

NO. Name	Min	FG M-A	3P M-A	FT M-A	Rebounds OR DR TOT	Fouls PF FD	TP	AS	TO	ST	Blocks BS BA	+/-
32 Reggie Chaney	F 12:39	1-1	0-0	0-0	0 1 1	4 1	2	2	1	0	1 0	-6
35 Fabian White Jr	F 24:40	5-9	1-2	0-0	4 2 6	4 2	11	1	1	1	0 0	-5
0 Marcus Sasser	G 39:11	8-25	4-14	5-5	0 5 5	1 1	25	1	2	1	0 0	0
1 Jamal Shead	G 29:11	5-12	1-1	1-2	1 0 1	4 3	12	3	2	2	0 1	10
11 Kyler Edwards	G 21:24	2-7	2-6	0-1	0 4 4	4 3	6	1	1	0	0 0	-11
12 Tramon Mark	17:52	0-6	0-2	0-0	0 2 2	3 0	0	0	1	1	1 0	-1
25 Josh Carlton	20:58	5-7	0-0	4-5	3 3 6	3 3	14	0	1	1	3 0	7
13 J'Wan Roberts	21:43	4-4	0-0	1-6	9 4 13	2 5	9	1	0	0	0 0	2
4 Taze Moore	12:22	1-2	1-1	0-0	0 0 0	3 0	3	2	0	2	1 0	-1
Team					4 1 5		0	1				
<b>Totals</b>		31-73	9-26	11-19	21 22 43	28 20	82	11	10	8	6 1	-1

Technical Fouls: NONE

Alabama - 83

Record: 8-1

NO. Name	Min	FG M-A	3P M-A	FT M-A	Rebounds OR DR TOT	Fouls PF FD	TP	AS	TO	ST	Blocks BS BA	+/-
4 Juwan Gary	F 28:43	6-13	1-3	6-9	3 1 4	4 5	19	0	0	0	1 3	-1
10 Charles Bediako	C 16:17	3-3	0-0	1-2	0 1 1	5 1	7	1	1	0	0 0	7
5 Jaden Shackelford	G 36:17	6-10	5-7	1-1	0 8 8	3 4	18	1	1	1	0 0	5
13 Jahvon Quinerly	G 32:19	7-11	1-2	2-2	0 3 3	1 4	17	8	3	2	0 1	2
14 Keon Ellis	G 28:51	0-5	0-4	4-4	1 2 3	1 4	4	0	2	1	0 1	1
0 Noah Gurley	17:12	1-1	0-0	6-7	0 1 1	5 4	8	2	2	0	0 0	-2
2 Darius Miles	13:49	0-3	0-2	0-1	0 1 1	0 2	0	0	1	0	0 0	-1
3 JD Davison	26:32	3-4	0-0	4-5	1 8 9	1 4	10	2	2	0	0 1	-6
Team					2 2 4		0	0				
<b>Totals</b>		26-50	7-18	24-31	7 27 34	21 28	83	14	12	4	1 6	1

Technical Fouls: Coach 1<sup>st</sup> 4:16

	HOU	Bama
Biggest lead	3 (1 <sup>st</sup> 18:03)	8 (1 <sup>st</sup> 3:55)
Best Scoring Run	7 (1 <sup>st</sup> 2:50)	9 (1 <sup>st</sup> 15:12)
Lead Changes	15	
Times Tied	11	
Time with Lead	04:47	28:38

Points from	HOU	Bama
Turnovers	16	6
Paint	38	36
Second Chance	23	8
Fast Breaks	8	18
Bench	26	18

Period by Period Scoring	1st	2nd	TOT
HOU	41	41	82
Bama	44	39	83

## GAME 10



Official Basketball Box Score - Final  
**Alabama at Memphis**  
 12/14/21 FedExForum, Memphis, TN  
 2021-22 Men's Basketball

Game Time: 8:00 PM  
 Game Duration: 2:09  
 Attendance: 15,266

Officials: Doug Shows, Wil Howard, Michael Roberts

Alabama - 78

Record: 8-2

NO. Name	Min	FG M-A	3P M-A	FT M-A	Rebounds OR DR TOT	Fouls PF FD	TP	AS	TO	ST	Blocks BS BA	+/-
4 Juwan Gary	F 20:39	3-6	1-2	0-0	0 2 2	5 1	7	0	3	0	0 0	-9
10 Charles Bediako	C 18:43	4-5	0-0	1-2	0 0 0	3 2	9	0	0	2	1 1	-14
5 Jaden Shackelford	G 35:31	4-12	1-4	1-2	3 5 8	2 1	10	1	4	3	0 1	-9
13 Jahvon Quinerly	G 28:19	4-11	2-8	2-2	2 4 6	2 2	12	4	5	1	0 0	-16
14 Keon Ellis	G 32:05	7-14	3-10	2-2	3 3 6	2 1	19	1	3	2	1 1	-8
3 JD Davison	32:24	3-6	0-1	2-4	5 0 5	2 3	8	10	3	1	0 0	-8
2 Darius Miles	17:22	3-5	3-4	0-0	0 0 0	4 1	9	0	1	0	0 0	7
0 Noah Gurley	14:57	2-6	0-4	0-0	1 1 2	0 1	4	0	0	0	0 0	-13
Team					0 2 2		0	1				
<b>Totals</b>		30-65	10-33	8-12	14 17 31	20 12	78	16	20	11	3 3	-14

Dead Ball Rebounds: 2,2

Technical Fouls: NONE

Memphis - 92

Record: 6-4

NO. Name	Min	FG M-A	3P M-A	FT M-A	Rebounds OR DR TOT	Fouls PF FD	TP	AS	TO	ST	Blocks BS BA	+/-
1 Emoni Bates	F 14:59	1-6	1-3	4-4	0 2 2	0 2	7	1	3	1	0 1	4
3 Landers Nolley II	F 35:44	5-14	3-9	0-0	2 2 4	0 1	13	6	1	4	0 0	15
12 DeAndre Williams	F 32:44	7-10	1-2	5-6	0 3 3	2 3	20	6	1	3	1 0	13
2 Jalen Duren	C 26:46	7-9	0-0	0-1	4 2 6	3 4	14	2	2	0	1 1	4
10 Alex Lomax	G 30:24	3-5	0-0	1-2	3 2 5	1 1	7	3	5	1	0 0	7
11 Lester Quinones	26:27	2-5	0-3	8-9	1 3 4	1 7	12	1	2	2	0 0	9
23 Malcolm Dandridge	10:06	3-3	0-0	0-0	0 1 1	0 0	6	0	1	1	1 0	0
25 Jayden Hardaway	02:04	0-2	0-1	0-0	0 0 0	0 0	0	0	0	0	0 0	-10
20 Josh Minott	04:23	1-1	0-0	0-0	1 0 1	1 0	2	0	0	0	0 0	1
14 Tyler Harris	16:23	3-5	3-5	2-3	0 2 2	4 2	11	1	2	0	0 1	9
Team					2 3 5		0	0				
<b>Totals</b>		32-60	8-23	20-25	13 20 33	12 20	92	20	17	12	3 3	14

Technical Fouls: NONE

	ALA	MEM
Biggest lead	5 (1 <sup>st</sup> 12:17)	19 (2 <sup>nd</sup> 12:36)
Best Scoring Run	7 (1 <sup>st</sup> 15:01)	12 (2 <sup>nd</sup> 12:36)
Lead Changes	4	
Times Tied	4	
Time with Lead	09:34	26:47

Points from	ALA	MEM
Turnovers	18	29
Paint	38	44
Second Chance	17	11
Fast Breaks	18	20
Bench	21	31

Period by Period Scoring	1st	2nd	TOT
ALA	32	46	78
MEM	37	55	92

## GAME 11



Official Basketball Box Score - Final  
**Jacksonville St. at Alabama**  
 12/18/21 Coleman Coliseum, Tuscaloosa  
 2021-22 Men's Basketball

Game Time: 7:30 PM  
 Game Duration: 1:59  
 Attendance: 10,064

Officials: Tony Greene, Josue Nieves, Troy Mathis

Jacksonville St. - 59

Record: 5-6

NO. Name	Min	FG M-A	3P M-A	FT M-A	Rebounds OR DR TOT	Fouls PF FD	TP	AS	TO	ST	Blocks BS BA	+/-
11 Kayne Henry	F 25:14	4-7	2-3	0-0	1 2 3	1 1	10	1	1	0	1 0	-1
50 Brandon Huffman	C 13:35	1-3	0-0	0-2	0 2 2	3 2	2	0	1	1	0 0	-2
1 Demaree King	G 26:16	1-10	1-7	0-0	1 1 2	0 1	3	3	1	0	0 2	-12
22 Jalen Gibbs	G 27:13	3-9	2-7	4-6	1 2 3	4 3	12	0	1	0	0 0	11
23 Darian Adams	G 37:02	7-16	1-6	3-3	2 5 7	1 3	18	2	1	1	0 2	-8
0 Jalen Finch	20:44	2-5	0-1	0-0	0 3 3	2 2	4	1	1	0	0 0	-14
3 Maros Zeliznak	15:09	0-0	0-0	0-0	0 2 2	5 0	0	0	1	0	1 0	-5
10 Juwan Perdue	16:47	1-6	0-0	1-3	4 0 4	2 2	3	0	2	0	0 0	3
13 Jay Pal	18:00	3-5	0-1	1-2	2 5 7	2 3	7	0	0	0	1 1	-1
Team					2 3 5		0	1				
<b>Totals</b>		22-61	6-25	9-16	13 25 38	20 17	59	7	9	4	3 8	-6

Technical Fouls: NONE

Alabama - 65

Record: 9-2

NO. Name	Min	FG M-A	3P M-A	FT M-A	Rebounds OR DR TOT	Fouls PF FD	TP	AS	TO	ST	Blocks BS BA	+/-
4 Juwan Gary	F 14:48	2-3	0-1	0-0	0 0 0	3 1	4	0	1	0	1 0	-9
10 Charles Bediako	C 20:50	3-4	0-0	1-2	1 6 7	5 5	7	1	3	2	5 0	4
5 Jaden Shackelford	G 34:03	0-6	0-5	0-0	2 2 4	2 1	0	2	2	0	1 0	4
13 Jahvon Quinerly	G 35:41	6-11	2-4	1-4	0 5 5	1 7	15	4	2	1	0 1	13
14 Keon Ellis	G 38:15	6-12	4-10	4-4	2 8 10	2 2	20	3	1	0	0 0	8
2 Darius Miles	26:40	3-8	2-5	2-2	3 4 7	2 2	10	3	0	1	1 0	18
0 Noah Gurley	16:12	2-5	0-2	1-2	1 2 3	2 1	5	1	0	0	0 0	3
3 JD Davison	13:31	1-7	0-3	2-2	1 1 3	0 1	4	1	2	1	0 2	-11
Team					0 2 2		0	0				
<b>Totals</b>		23-56	8-30	11-16	11 30 41	17 20	65	15	11	5	8 3	6

Technical Fouls: NONE

	JSU	BAMA
Biggest lead	7 (1 <sup>st</sup> 7:48)	16 (2 <sup>nd</sup> 4:49)
Best Scoring Run	9 (2 <sup>nd</sup> 2:09)	10 (2 <sup>nd</sup> 5:16)
Lead Changes	6	
Times Tied	5	
Time with Lead	10:45	26:04

Points from	JSU	BAMA
Turnovers	15	13
Paint	28	30
Second Chance	10	10
Fast Breaks	2	19
Bench	14	19

Period by Period Scoring	1st	2nd	TOT
JSU	28	31	59
BAMA	29	36	65

## GAME 12



Official Basketball Box Score - Final  
**Davidson at Alabama**  
 12/21/21 Legacy Arena, Birmingham, Ala.  
 2021-22 Men's Basketball

Game Time: 6:00 PM  
 Game Duration: 1:54  
 Attendance: 9,781

Officials: Doug Shows, Todd Austin, Owens Shortt

Davidson - 79

Record: 9-2

NO. Name		Min	FG M-A	3P M-A	FT M-A	Rebounds OR DR TOT	Fouls PF FD	TP	AS	TO	ST	Blocks BS BA	+/-	Shooting By Period			
3	Sam Mennenga	F 22:51	2-4	0-0	0-0	1 3 4	4 3	4	0	2	0	0	0	9	1st	FG%	15-29 51.7%
35	Luka Brajkovic	F 30:57	10-16	2-4	0-0	2 5 7	2 2	22	3	3	1	1	1	7		3PT%	8-15 53.3%
0	Foster Loyer	G 33:52	3-7	3-7	2-2	0 5 5	2 4	11	8	1	2	0	0	13		FT%	3-3 100%
1	Hyunjung Lee	G 30:32	6-12	4-8	1-1	1 3 4	1 2	17	3	2	0	0	0	-5	2nd	FG%	16-29 55.2%
13	Michael Jones	G 31:24	8-11	3-3	2-2	0 1 1	1 2	21	4	2	1	0	2	6		3PT%	4-9 44.4%
4	Desmond Watson	16:33	0-3	0-1	0-0	0 3 3	1 0	0	2	0	1	1	0	-18		FT%	2-2 100%
5	Grant Huffman	18:19	1-2	0-0	0-0	0 1 1	1 0	2	0	0	0	0	1	1	GM FG%	31-58 53.4%	
32	Nelson Boachie-Adom	15:32	1-3	0-1	0-0	0 0 0	0 0	2	2	1	1	1	0	-8		3PT%	12-58 20.7%
Team						0 2 2		0	0							FT%	5-5 100.0%
Totals			31-58	12-24	5-5	4 23 27	13 12	79	22	11	6	3	4	1	Dead Ball Rebounds: 0.		

## 2021-22 BOX SCORES

## GAME 13



Official Basketball Box Score - Final  
**Tennessee at Alabama**  
 12/29/21 Coleman Coliseum, Tuscaloosa  
 2021-22 Men's Basketball

Game Time: 8:00 PM  
 Game Duration: 2:13  
 Attendance: 10,427

Officials: Joe Lindsay, Chuck Jones, Owen Shortt

Tennessee - 68

Record: 9-3 (0-1)

NO. Name	Min	FG	3P	FT	Rebounds	Fouls	TP	AS	TO	ST	Blocks	+/-
M-A	M-A	M-A	OR DR TOT	PF FD							BS BA	
13 Olivier Nkamhoua	F 32:39	6-17	1-4	2-2	4 5 9	1 4	15	1	0	0	1 2	-11
33 Uros Plavsic	F 19:23	0-3	0-0	6-8	4 5 9	3 4	6	0	2	0	0 1	4
5 Zakai Zeigler	G 26:59	2-7	0-3	7-8	0 1 1	4 6	11	4	4	2	0 0	-4
25 Santiago Vescovi	G 32:28	5-11	3-8	0-0	0 6 6	5 0	13	3	1	3	0 0	-4
30 Josiah-Jordan James	G 33:18	1-8	1-7	0-0	0 3 3	2 1	3	1	0	1	0 0	1
2 Brandon Huntley-Hatfield	15:28	4-7	0-1	0-0	0 2 2	0 0	8	0	2	0	1 0	-4
12 Victor Bailey Jr.	20:09	2-7	1-4	2-2	1 0 1	4 1	7	1	0	0	0 0	-5
24 Justin Powell	15:28	2-3	1-2	0-0	1 2 3	0 0	5	0	2	2	0 0	-5
15 Jahmai Mashack	04:08	0-0	0-0	0-0	0 0 0	0 1	0	0	0	2	0 0	3
Team					0 1 1			0				
<b>Totals</b>		22-63	7-29	17-20	10 25 35	19 17	68	10	11	10	2 3	-5

Technical Fouls: NONE

Shooting By Period	1st	2nd	3rd	4th	OT
FG%	13-32 40.6%	4-13 30.8%	3-4 75%	9-31 29.0%	3-16 18.8%
3PT%	1-4 25%	1-4 25%	1-4 25%	1-4 25%	1-4 25%
FT%	14-16 87.5%	22-63 34.9%	7-29 24.1%	17-20 85.0%	
GM FG%	22-63 34.9%	7-29 24.1%	17-20 85.0%		
Dead Ball Rebounds:	2	0			

Alabama - 73

Record: 10-3 (1-0)

NO. Name	Min	FG	3P	FT	Rebounds	Fouls	TP	AS	TO	ST	Blocks	+/-
M-A	M-A	M-A	OR DR TOT	PF FD							BS BA	
4 Juwan Gary	F 20:24	1-3	0-1	0-0	3 1 4	4 1	2	0	1	3	1 0	3
10 Charles Bediako	C 12:48	0-1	0-0	5-8	2 2 4	3 2	5	0	0	0	0 0	-6
5 Jaden Shackelford	G 37:24	5-17	2-10	0-0	2 2 4	0 1	12	0	2	1	0 1	2
13 Jahvon Quinerly	G 28:48	7-13	1-7	3-4	0 4 4	4 4	18	3	3	1	0 0	3
14 Keon Ellis	G 35:46	3-9	2-6	1-3	0 9 9	3 2	9	5	0	1	1 1	11
0 Noah Gurley	31:49	8-10	2-4	2-2	1 9 10	3 2	20	0	1	0	1 0	8
22 Keon Ambrose-Hylton	07:08	1-3	0-0	0-0	1 0 1	0 0	2	0	0	0	0 0	2
1 Jusaun Holt	03:19	0-1	0-1	0-0	0 1 1	0 0	0	0	0	0	0 0	-6
3 JD Davison	22:34	1-3	0-2	3-4	1 5 6	1 4	5	3	8	1	0 0	8
Team					1 0 1			0				
<b>Totals</b>		26-60	7-31	14-21	11 32 43	17 19	73	11	15	7	3 2	5

Technical Fouls: NONE

	Tenn	Bama
Biggest lead	10 (1st 3:23)	5 (1st 12:38)
Best Scoring Run	8 (1st 7:52)	12 (2nd 19:28)
Lead Changes	7	
Times Tied	8	
Time with Lead	27:57	05:38

Points from Turnovers	Tenn	Bama
Turnovers	16	17
Paint	22	38
Second Chance	9	8
Fast Breaks	9	5
Bench	20	27

Period by Period Scoring	1st	2nd	TOT
Tenn	33	35	68
Bama	33	40	73

## GAME 14



Official Basketball Box Score - Final  
**Alabama at Florida**  
 01/05/22 Exactech Arena at Stephen C. O'Connell Center, Gainesville  
 2021-22 Men's Basketball

Game Time: 7:00 PM  
 Game Duration: 2:16  
 Attendance: 10,210

Officials: Don Daly, Mike Nance, Vladimir Voyard-Tadai

Alabama - 83

Record: 11-3 (2-0)

NO. Name	Min	FG	3P	FT	Rebounds	Fouls	TP	AS	TO	ST	Blocks	+/-
M-A	M-A	M-A	OR DR TOT	PF FD							BS BA	
4 Juwan Gary	F 27:45	7-11	1-3	4-4	4 4 8	0 2	19	1	0	2	1 0	13
10 Charles Bediako	C 24:34	4-8	0-1	3-4	6 1 7	4 3	11	1	2	2	2 3	3
5 Jaden Shackelford	G 36:02	4-12	3-8	3-4	2 1 3	2 3	14	1	2	0	0 22	
13 Jahvon Quinerly	G 32:08	7-18	2-9	3-4	1 4 5	1 4	19	5	4	1	0 1	15
14 Keon Ellis	G 31:42	5-11	2-7	1-1	1 3 4	3 3	13	2	2	4	1 0	10
0 Noah Gurley	06:04	1-2	1-1	0-0	1 0 1	5 0	3	0	1	0	0 0	12
2 Darius Miles	13:21	0-3	0-2	0-0	0 2 2	3 1	2	0	1	0	1 0	1
3 JD Davison	20:08	0-3	0-1	2-2	0 2 2	1 2	2	0	1	0	0 0	-5
22 Keon Ambrose-Hylton	08:16	1-4	0-0	0-0	1 2 3	2 2	2	1	0	1	0 1	-3
Team					4 1 5			0		1		
<b>Totals</b>		29-72	9-32	16-19	20 20 40	21 20	83	16	12	13	5 7	13

Technical Fouls: NONE

Shooting By Period	1st	2nd	3rd	4th	OT
FG%	11-35 31.4%	5-17 29.4%	9-11 81.8%	18-37 48.6%	4-15 26.7%
3PT%	1-4 25%	1-4 25%	1-4 25%	1-4 25%	1-4 25%
FT%	14-16 87.5%	22-63 34.9%	7-29 24.1%	17-20 85.0%	
GM FG%	29-72 40.3%	9-32 28.1%	16-19 84.2%		
Dead Ball Rebounds:	1	0			

Florida - 70

Record: 9-4 (0-1)

NO. Name	Min	FG	3P	FT	Rebounds	Fouls	TP	AS	TO	ST	Blocks	+/-
M-A	M-A	M-A	OR DR TOT	PF FD							BS BA	
4 Anthony Duruji	F 23:02	1-1	1-1	2-4	2 4 6	3 3	5	1	0	0	3 0	-18
12 Colin Castleton	F 29:46	7-10	0-0	5-7	5 2 7	3 5	19	1	4	2	1 0	-18
0 Myreon Jones	G 33:55	4-14	3-12	0-0	0 7 7	2 0	11	1	4	0	0 0	-6
22 Tyreese Appleby	G 29:44	1-6	0-3	7-10	0 1 1	2 5	9	5	4	0	0 0	-12
23 Brandon McKissic	G 25:52	2-2	2-2	1-2	1 2 3	3 1	7	1	3	1	0 0	-15
33 Jason Jitoboh	10:14	2-3	0-0	2-3	2 1 3	3 3	6	1	0	0	2 0	5
24 Philandrous Fleming Jr.	16:26	0-6	0-2	0-0	1 1 2	0 3	0	1	3	2	0 1	-9
1 CJ Felder	22:05	5-10	2-3	0-0	2 4 6	3 0	12	0	2	0	1 4	4
14 Kowace Reeves	05:08	0-0	0-0	1-2	0 0 0	0 1	1	1	0	0	0 0	-5
10 Elijah Kennedy	03:48	0-0	0-0	0-0	0 0 0	1 0	0	0	0	0	0 0	-1
Team					2 3 5			0		0		
<b>Totals</b>		22-52	8-23	18-28	15 25 40	20 21	70	12	20	5	7 5	-13

Technical Fouls: NONE

	ALA	FLA
Biggest lead	15 (2nd 12:18)	7 (1st 4:57)
Best Scoring Run	14 (2nd 12:18)	6 (1st 10:05)
Lead Changes	7	
Times Tied	8	
Time with Lead	24:58	10:16

Points from Turnovers	ALA	FLA
Turnovers	21	10
Paint	40	26
Second Chance	16	21
Fast Breaks	12	5
Bench	7	19

Period by Period Scoring	1st	2nd	TOT
ALA	36	47	83
FLA	39	31	70

## GAME 15



Official Basketball Box Score - Final  
**Alabama at Missouri**  
 01/08/22 Mizou Arena, Columbia, Mo.  
 Mizou vs. #15 Alabama

Game Time: 2:30 PM  
 Game Duration: 2:05  
 Attendance: 10,993

Officials: Tony Greene, Byron Jarrett, Will Howard

Alabama - 86

Record: 11-4 (2-1)

NO. Name	Min	FG	3P	FT	Rebounds	Fouls	TP	AS	TO	ST	Blocks	+/-
M-A	M-A	M-A	OR DR TOT	PF FD							BS BA	
4 Juwan Gary	F 24:24	4-8	0-2	1-3	2 1 3	4 3	9	0	0	1	1 1	-11
10 Charles Bediako	C 07:52	1-4	0-0	0-0	2 2 4	1 0	2	1	0	0	0 0	-10
5 Jaden Shackelford	G 36:04	5-15	3-8	4-4	0 2 2	1 2	17	2	1	0	0 3	-10
13 Jahvon Quinerly	G 32:39	9-13	0-2	1-3	2 3 5	2 4	19	4	1	0	0 1	2
14 Keon Ellis	G 28:38	4-9	2-6	2-2	1 1 2	3 1	12	1	1	4	0 0	-18
0 Noah Gurley	25:10	4-6	1-1	0-0	0 2 2	2 0	9	1	0	0	0 0	12
3 JD Davison	25:01	5-8	2-3	1-2	1 6 7	1 2	13	4	1	1	2 0	10
2 Darius Miles	18:47	1-4	1-2	2-2	2 1 3	4 2	5	2	1	0	3 0	0
22 Keon Ambrose-Hylton	01:25	0-0	0-0	0-0	0 0 0	0 0	0	0	1	0	0 0	-5
Team					1 2 3			0		1		
<b>Totals</b>		33-67	9-24	11-16	11 20 31	18 14	86	15	7	6	6 5	-6

Technical Fouls: NONE

Shooting By Period	1st	2nd	3rd	4th	OT
FG%	17-32 53.1%	6-12 50.0%	3-5 60%	16-35 45.7%	3-12 25.0%
3PT%	1-2 50.0%	3-8 37.5%	1-4 25%	8-11 72.7%	
FT%	11-16 68.8%	33-67 49.3%	9-24 37.5%	11-16 68.8%	
GM FG%	17-32 53.1%	6-12 50.0%	3-5 60%	16-35 45.7%	3-12 25.0%
Dead Ball Rebounds:	1	0			

Missouri - 92

Record: 7-7 (1-1)

NO. Name	Min	FG	3P	FT	Rebounds	Fouls	TP	AS	TO	ST	Blocks	+/-
M-A	M-A	M-A	OR DR TOT	PF FD							BS BA	
23 Trevon Brazile	F 23:24	3-4	0-0	3-5	1 6 7	1 3	9	3	0	1	3 0	5
24 Kobe Brown	F 31:05	9-13	2-3	10-11	5 8 13	4 8	30	4	1	0	1 15	
4 Jaylen Pickett	G 38:55	7-12	0-1	1-1	2 1 3	1 1	15	3	0	0	1 0	16
5 Jarron Coleman	G 32:19	5-17	4-11	4-6	3 5 8	3 3	18	6	3	0	0 2	0
12 Donjuan Gordon	G 29:58	5-12	2-6	3-4	0 2 2	4 2	15	1	4	2	0 2	2
21 Ronnie DeGray III	21:48	1-2	1-1	0-0	2 1 3	1 0	3	0	1	0	0 0	-7
13 Kaleb Brown	18:27	1-2	0-1	0-0	0 3 3	0 1	2	2	1	0	1 0	7
32 Jordan Wilmore	02:59	0-0	0-0	0-0	0 0 0	0 0	0	0	0	0	0 0	3
2 Sean Durugordon	01:05	0-1	0-1	0-0	0 0 0	0 0	0	0	0	0	0 0	-1
Team					3 1 4			0		0		
<b>Totals</b>		31-63	9-24	21-27	16 27 43	14 18	92	19	10	4	5 6	6

Technical Fouls: NONE

	UA	MIZ
Biggest lead	8 (1st 1:51)	18 (2nd 10:44)
Best Scoring Run	9 (1st 15:09)	9 (1st 1



## 2021-22 BOX SCORES

## GAME 17



Official Basketball Box Score - Final  
Alabama at Mississippi St.  
01/15/22 Humphrey Coliseum, Starkville  
2021-22 Men's Basketball

Game Time: 5:02 PM  
Game Duration: 2:19  
Attendance: 8,090

Officials: Terry Wymer, Chuck Jones, Todd Austin

Alabama - 76

Record: 11-6 (2-3)

NO. Name	Min	FG	3P	FT	Rebounds	Fouls	TP	AS	TO	ST	Blocks	+/-
		M-A	M-A	M-A	OR DR TOT	PF FD					BS BA	
0 Noah Gurley	F 13:19	1-2	0-1	0-0	1 1 2	5 0	2	0	2	0	0	1
10 Charles Bediako	C 20:30	3-5	0-0	5-6	1 5 6	1 4	11	2	0	1	1	0
5 Jaden Shackelford	G 32:03	6-16	1-9	4-5	1 4 5	0 3	17	1	1	2	0	1
13 Jahvon Quinerly	G 23:18	1-5	0-2	3-4	1 0 1	3 5	5	2	4	0	0	-4
14 Keon Ellis	G 34:13	3-10	3-6	5-5	2 5 7	4 2	14	3	1	2	1	1
4 Juwan Gary	08:26	1-3	0-2	0-0	0 0 0	4 0	2	0	1	0	1	-9
3 JD Davison	29:42	2-4	1-3	0-0	0 1 1	3 1	5	2	3	0	0	-1
2 Darius Miles	19:42	4-7	2-4	4-4	4 2 6	1 3	14	1	2	0	0	3
1 Jusaun Holt	01:49	0-0	0-0	0-0	1 0 1	1 0	0	1	0	0	0	1
33 James Rojas	16:58	1-4	1-2	3-4	2 0 2	4 3	6	0	1	2	0	1
Team					0 1 1			0	0			
Totals		22-56	8-29	24-28	13 19 32	26 21	76	12	15	7	3	-2

Technical Fouls: NONE

Mississippi St. - 78

Record: 12-4 (3-1)

NO. Name	Min	FG	3P	FT	Rebounds	Fouls	TP	AS	TO	ST	Blocks	+/-
		M-A	M-A	M-A	OR DR TOT	PF FD					BS BA	
10 Garrison Brooks	F 33:03	6-12	0-3	4-6	5 5 10	2 5	16	0	0	1	1	0
13 D.J. Jeffries	F 23:24	2-6	1-4	0-1	0 2 2	2 1	5	1	2	1	1	0
35 Tolu Smith	F 19:48	2-6	0-0	2-2	3 1 4	2 5	6	0	2	0	0	2
1 Iverson Molinar	G 35:01	8-17	1-2	7-8	1 5 6	2 4	24	3	2	0	1	7
3 Shakeel Moore	G 26:17	3-10	0-4	9-9	1 4 5	2 5	15	1	1	1	0	1
2 Javian Davis	04:33	0-0	0-0	0-0	0 1 1	2 0	0	0	1	0	0	3
0 Rocket Watts	08:01	0-2	0-2	0-0	0 0 0	0 0	0	1	1	0	0	-4
11 Andersson Garcia	24:21	2-4	0-1	4-8	3 4 7	2 6	8	1	2	2	0	3
4 Cameron Matthews	22:42	1-2	0-0	2-4	4 1 5	4 3	4	1	1	1	0	3
20 Derek Fountain	01:33	0-0	0-0	0-0	0 1 1	0 0	0	0	0	0	0	-2
5 Cam Carter	01:17	0-0	0-0	0-0	0 0 0	0 0	0	0	0	0	0	-1
Team					1 1 2			0	0			
Totals		24-59	2-16	28-38	18 25 43	21 26	78	9	13	8	2	3

Technical Fouls: NONE

	ALA	MSU
Biggest lead	5 (1 <sup>st</sup> 16:29)	8 (2 <sup>nd</sup> 1:34)
Best Scoring Run	6 (1 <sup>st</sup> 1:33)	7 (1 <sup>st</sup> 14:42)
Lead Changes	19	

Points from	ALA	MSU
Turnovers	13	22
Paint	28	34
Second Chance	16	21

Period by Period Scoring	1st	2nd	TOT
ALA	41	35	76

## GAME 18



Official Basketball Box Score - Final  
LSU at Alabama  
01/19/22 Coleman Coliseum, Tuscaloosa  
2021-22 Men's Basketball

Game Time: 6:00 PM  
Game Duration: 2:26  
Attendance: 10,368

Officials: Don Daly, Steven Anderson, Michael Roberts

LSU - 67

Record: 15-3 (3-3)

NO. Name	Min	FG	3P	FT	Rebounds	Fouls	TP	AS	TO	ST	Blocks	+/-
		M-A	M-A	M-A	OR DR TOT	PF FD					BS BA	
4 Darius Days	F 11:42	2-5	1-3	0-0	1 1 2	2 0	5	0	0	0	0	-7
5 Mwani Wilkinson	F 31:51	0-2	0-2	0-0	0 1 1	4 0	0	3	1	3	4	-3
15 Elton Reid	C 23:05	2-4	0-0	0-0	1 4 5	5 0	4	0	4	0	1	15
0 Brandon Murray	G 32:03	7-16	3-6	2-3	2 4 6	2 1	19	1	4	1	0	-10
2 Eric Gaines	G 33:55	3-11	3-7	0-0	1 3 4	2 0	9	2	3	1	0	10
3 Alex Fudge	18:03	0-1	0-1	0-0	0 4 4	4 1	0	0	1	0	0	-1
11 Justice Williams	13:10	1-4	1-1	0-0	0 0 0	1 0	3	0	2	0	0	-9
13 Tari Eason	30:36	9-13	2-2	6-10	3 7 10	4 7	26	0	4	2	2	0
24 Shareef O'Neal	05:35	0-0	0-0	1-2	0 0 0	0 1	1	0	0	0	0	-10
Team					1 3 4		0	1				
Totals		24-56	10-22	9-15	9 27 36	25 10	67	6	20	7	7	-3

Technical Fouls: Coach 2<sup>nd</sup> 8:06

Alabama - 70

Record: 12-6 (3-3)

NO. Name	Min	FG	3P	FT	Rebounds	Fouls	TP	AS	TO	ST	Blocks	+/-
		M-A	M-A	M-A	OR DR TOT	PF FD					BS BA	
0 Noah Gurley	F 23:53	2-5	0-2	2-8	4 3 7	1 5	6	1	5	0	2	-6
10 Charles Bediako	C 16:26	0-1	0-0	0-0	1 1 2	0 5	0	0	1	0	0	-12
3 JD Davison	G 18:20	2-7	0-4	0-0	1 2 3	1 0	4	1	3	0	0	-1
5 Jaden Shackelford	G 37:27	7-18	3-10	9-11	1 3 4	0 5	26	2	2	4	0	1
14 Keon Ellis	G 28:12	3-8	1-6	5-5	4 4 8	4 5	12	1	0	3	0	1
1 Jusaun Holt	02:35	0-0	0-0	0-0	0 0 0	0 0	0	0	0	0	0	0
4 Juwan Gary	07:09	0-2	0-1	0-0	1 1 2	1 0	0	0	0	0	1	10
13 Jahvon Quinerly	30:55	6-16	2-7	3-5	1 2 3	1 3	17	1	2	1	0	2
33 James Rojas	09:22	0-2	0-2	0-0	0 1 1	0 0	0	0	1	1	0	6
2 Darius Miles	25:41	1-2	1-2	2-3	0 6 6	2 1	5	0	2	1	0	6
Team					6 2 8		0	1				
Totals		21-61	7-34	21-32	19 25 44	10 24	70	6	17	10	3	7

Technical Fouls: NONE

	LSU	Bama
Biggest lead	5 (1 <sup>st</sup> 11:31)	13 (2 <sup>nd</sup> 8:06)
Best Scoring Run	9 (2 <sup>nd</sup> 5:41)	9 (1 <sup>st</sup> 8:12)
Lead Changes	11	15
Times Tied	5	
Time with Lead	07:38	30:06

Points from	LSU	Bama
Turnovers	17	21
Paint	26	28
Second Chance	11	15
Fast Breaks	9	6
Bench	30	22

Period by Period Scoring	1st	2nd	TOT
LSU	32	35	67
Bama	33	37	70

## GAME 19



Official Basketball Box Score - Final  
Missouri at Alabama  
01/22/22 Coleman Coliseum, Tuscaloosa  
2021-22 Men's Basketball

Game Time: 5:00 PM  
Game Duration: 2:01  
Attendance: 10,799

Officials: Pat Adams, K.B. Burdett Jr., Valdimir Voyard-Tadal

Missouri - 76

Record: 8-10 (2-4)

NO. Name	Min	FG	3P	FT	Rebounds	Fouls	TP	AS	TO	ST	Blocks	+/-
		M-A	M-A	M-A	OR DR TOT	PF FD					BS BA	
23 Trevon Brazile	F 12:30	3-4	1-2	0-0	2 1 3	0 1	7	0	1	1	2	0
24 Kobe Brown	F 37:33	3-13	0-3	0-0	5 5 10	4 2	6	4	2	1	1	3
4 Javon Pickett	G 37:17	4-10	1-4	3-4	0 1 1	4 2	12	3	1	0	1	-9
5 Jarron Coleman	G 38:12	6-12	5-9	0-0	1 3 4	4 3	17	3	5	2	0	-6
12 Dajuan Gordon	G 26:20	5-9	2-3	0-0	3 1 4	5 3	12	2	1	1	1	2
1 Amari Davis	24:54	6-10	0-0	0-0	2 0 2	4 0	12	1	1	2	0	-16
21 Ronnie DeGray III	18:07	3-5	2-3	0-1	0 2 2	4 2	8	0	0	0	0	-11
11 Yaya Keita	03:23	1-2	0-0	0-0	0 1 1	0 0	2	0	0	0	0	1
13 Kaleb Brown	01:44	0-0	0-0	0-0	0 0 0	0 0	0	0	0	0	0	2
Team					1 2 3		0	0				
Totals		31-65	11-24	3-5	14 16 30	23 13	76	13	11	7	4	-10

Technical Fouls: NONE

Alabama - 86

Record: 13-6 (4-3)

NO. Name	Min	FG	3P	FT	Rebounds	Fouls	TP	AS	TO	ST	Blocks	+/-
		M-A	M-A	M-A	OR DR TOT	PF FD					BS BA	
0 Noah Gurley	F 17:05	3-3	0-0	2-4	3 0 3	0 2	8	1	1	0	1	-10
2 Darius Miles	F 16:16	2-4	1-3	2-3	2 2 4	3 4	7	0	2	0	1	0
3 JD Davison	G 31:37	4-8	3-4	6-8	1 3 4	1 4	17	2	2	1	0	9
5 Jaden Shackelford	G 32:30	6-16	2-6	7-7	2 5 7	1 5	21	1	0	1	0	2
14 Keon Ellis	G 32:08	3-6	3-4	0-0	3 0 3	4 0	9	1	2	3	1	0
13 Jahvon Quinerly	36:15	5-14	0-3	3-4	0 5 5	1 2	13	9	2	2	0	11
1 Jusaun Holt	10:46	0-2	0-2	0-0	0 0 0	0 1	0	0	0	0	0	-2
33 James Rojas	12:14	3-6	0-3	0-0	3 3 6	0 3	6	0	1	0	0	9
21 Britton Johnson	02:40	1-3	0-2	0-1	3 0 3	1 1	2	0	1	0	0	1
10 Charles Bediako	08:29	1-2	0-0	1-2	1 0 1	2 1	3	0	0	0	1	-7
Team					5 3 8		0	0				
Totals		28-64	9-27	21-29	23 21 44	13 23	86	14	11	7	5	4

Technical Fouls: NONE

	MIZZOU	Bama
Biggest lead	14 (1 <sup>st</sup> 11:39)	10 (2 <sup>nd</sup> 0:09)
Best Scoring Run	12 (1 <sup>st</sup> 16:32)	11 (1 <sup>st</sup> 5:18)
Lead Changes	3	
Times Tied	2	
Time with Lead	33:21	05:06

Points from	MIZZOU	Bama
Turnovers	18	21
Paint	36	38
Second Chance	18	24
Fast Breaks	4	12
Bench	22	24

Period by Period Scoring	1st	2nd	TOT
MIZZOU	40	36	76
Bama	36	50	86

## GAME 20



Official Basketball Box Score - Final  
Alabama at Georgia  
01/25/22 Stegman Coliseum, Athens  
2021-22 Men's Basketball

Game Time: 6:31 PM  
Game Duration: 2:09  
Attendance: 5,703

Officials: Joe Lindsay, Olandis Poole, James Braeding

Alabama - 76

Record: 13-7 (4-4)

NO. Name	Min	FG M-A	3P M-A	FT M-A	Rebounds OR DR TOT	Fouls PF FD	TP	AS	TO	ST	Blocks BS BA	+/-				
33 James Rojas	F 24:08	2-7	1-4	3-5	1	2	3	5	4	8	2	3	1	0	0	4
10 Charles Bediako	C 21:22	4-5	0-0	0-0	5	3	8	3	2	8	1	2	1	2	1	-4
3 JD Davison	G 29:01	3-7	0-3	1-2	0	5	5	3	1	7	7	2	1	2	0	-17
5 Jaden Shackelford	G 37:07	6-10	6-9	2-4	0	3	3	3	3	20	2	5	0	1	0	-2
14 Keon Ellis	G 25:53	5-11	1-5	4-6	4	5	9	3	4	15	3	4	2	2	0	11
0 Noah Gurley	16:53	5-7	0-1	1-1	4	2	6	3	2	11	0	2	1	0	0	-12
2 Darius Miles	11:53	0-4	0-3	2-2	0	1	1	0	2	2	0	0	0	0	0	4
13 Jahvon Quinerly	25:33	2-9	1-7	0-0	1	2	3	3	1	5	3	2	1	0	0	-1
1 Jusaan Holt	01:09	0-0	0-0	0-0	0	1	1	0	0	0	0	1	0	0	0	0
21 Britton Johnson	07:01	0-2	0-2	0-0	1	0	1	0	1	0	0	0	0	0	0	9
Team					0	1	1	0	0	0	0	0				
Totals		27-62	9-34	13-20	16	25	41	23	20	76	18	19	9	7	1	-6

## 2021-22 BOX SCORES

## GAME 21



Official Basketball Box Score - Final  
**Baylor at Alabama**  
 01/29/22 Coleman Coliseum, Tuscaloosa  
 2021-22 Men's Basketball

Game Time: 3:00 PM  
 Game Duration: 2:12  
 Attendance: 14,474

Officials: Doug Shows, Tony Greene, Owen Shortt

Baylor - 78			Record: 18-3														
NO.	Name	Min	FG M-A	3P M-A	FT M-A	Rebounds OR DR TOT	Fouls PF FD	TP	AS	TO	ST	Blocks BS BA	+/-				
0	Flo Thamba	F 16:05	1-4	0-0	1-1	0	1	1	2	3	0	1	0	0	2	-1	
2	Kendall Brown	F 31:21	3-5	0-0	4-4	4	1	5	3	2	10	1	3	1	0	0	-8
24	Matthew Mayer	F 17:16	4-8	2-4	2-3	0	2	2	3	3	12	0	0	1	0	1	1
10	Adam Flagler	G 34:08	5-13	4-8	2-2	2	1	3	3	1	16	1	2	0	0	0	-5
11	James Akinjo	G 31:53	4-13	0-2	0-0	2	0	2	3	2	8	7	6	3	0	0	-4
1	Jeremy Sochan	31:38	6-9	1-3	4-6	2	6	8	4	4	17	1	4	2	0	0	-7
3	Dale Bonner	22:47	2-2	2-2	1-2	1	1	2	1	1	7	1	0	1	1	0	-8
23	Jonathan Tchamwa Tchatchoua	14:52	1-2	0-0	3-4	1	1	2	2	2	5	0	0	0	1	0	-13
Team						0	0	0			0						
Totals			26-56	9-19	17-22	12	13	25	21	18	78	11	16	8	2	3	-9

Technical Fouls: Akinjo 2<sup>nd</sup> 16:42

Alabama - 87			Record: 14-7														
NO.	Name	Min	FG M-A	3P M-A	FT M-A	Rebounds OR DR TOT	Fouls PF FD	TP	AS	TO	ST	Blocks BS BA	+/-				
33	James Rojas	F 12:37	0-0	0-0	2-2	0	3	3	1	2	0	1	2	0	-5		
10	Charles Bediako	C 13:20	1-1	0-0	0-0	0	0	0	1	2	0	1	0	0	-3		
5	Jaden Shackelford	G 36:51	5-12	1-7	8-10	3	6	9	2	8	19	5	1	3	0	15	
13	Jahvon Quinerly	G 33:04	6-10	3-6	5-5	0	2	2	3	6	20	5	4	2	0	-6	
14	Keon Ellis	G 31:24	2-4	1-3	6-7	0	2	2	4	3	11	0	2	1	0	11	
0	Noah Gurley	19:42	2-5	0-1	0-0	1	2	3	4	0	4	1	1	0	1	15	
3	JD Davison	26:28	6-9	2-4	0-0	0	4	4	2	0	14	5	3	2	1	0	3
4	Juwan Gary	26:34	7-8	0-0	1-2	3	0	3	0	1	15	0	1	0	1	0	15
Team						1	2	3				0	1				
Totals			29-49	7-21	22-26	8	21	29	19	20	87	16	15	10	3	2	9

Technical Fouls: Quinerly 2<sup>nd</sup> 16:42

	Baylor	Bama	Points from	Baylor	Bama	Period by Period Scoring				
Biggest lead	2 (1 <sup>st</sup> 9:29)	15 (2 <sup>nd</sup> 11:44)	Turnovers	14	24	Baylor	1st	2nd	TOT	
Best Scoring Run	8 (1 <sup>st</sup> 9:29)	9 (1 <sup>st</sup> 14:11)	Paint	30	42		34	44	78	
Lead Changes			Second Chance	17	9		Bama	38	49	87
Times Tied		3	Fast Breaks	8	9					
Time with Lead	02:16	35:46	Bench	29	33					

## GAME 22



Official Basketball Box Score - Final  
**Alabama at Auburn**  
 02/01/22 Auburn Arena, Auburn  
 2021-22 Men's Basketball

Game Time: 8:00 PM  
 Game Duration: 2:21  
 Attendance: 9,121

Officials: Don Daly, Chuck Jones, Steven Anderson

Alabama - 81			Record: 14-8 (4-5)														
NO.	Name	Min	FG	3P	FT	Rebounds	Fouls	TP	AS	TO	ST	Blocks	+/-	Shooting By Period			
			M-A	M-A	OR	DR	TOT	PF				BS	BA				
4	Juwan Gary	F 18:30	1-2	0-0	1-2	3	3	6	4	1	3	0	0	1	0	1	1-1
10	Charles Bediako	C 18:22	1-3	0-0	1-2	3	4	7	4	2	3	0	1	0	3	1	0
5	Jaden Shackelford	G 35:02	6-15	5-11	9-10	1	2	3	3	6	26	2	3	0	0	0	-10
13	Jahvon Quinerly	G 34:55	7-21	2-8	4-4	0	4	4	4	4	20	4	2	1	0	4	-25
14	Keon Ellis	G 27:37	3-11	3-7	0-0	2	6	8	4	0	9	2	1	1	2	2	4
2	Darius Miles	09:12	1-4	1-3	0-0	0	1	1	3	0	3	0	1	1	0	1	-7
3	JD Davison	23:35	0-5	0-3	0-0	0	0	0	2	1	0	4	0	1	0	0	-23
33	James Rojas	15:46	2-3	1-2	1-2	1	1	2	2	1	6	1	0	1	0	0	-5
0	Noah Gurley	14:12	4-6	2-3	1-2	3	0	3	3	2	11	0	2	0	0	1	-24
1	Jusaun Holt	02:49	0-0	0-0	0-0	0	1	1	1	0	0	0	0	0	0	0	-4
Team						0			5	5							
Totals			25-70	14-37	17-22	13	27	40	30	17	81	13	11	6	5	10	-19
<div>Dead Ball Rebounds: 1, 0</div>																	

Technical Fouls: Shackelford 2<sup>nd</sup> 5:07

Auburn - 100			Record: 21-1 (9-0)														
NO.	Name	Min	FG	3P	FT	Rebounds	Fouls	TP	AS	TO	ST	Blocks	+/-	Shooting By Period			
			M-A	M-A	M-A	OR	DR	TOT	PF	FD		BS	BA				
10	Jabari Smith	F 23:45	5-10	1-2	6-9	0	5	5	3	7	17	0	1	1	1	0	
13	Walker Kessler	F 28:14	6-9	0-1	2-2	5	7	12	4	3	14	1	4	4	8	1	
0	K.D. Johnson	G 32:41	3-9	1-5	6-8	0	5	5	3	5	13	2	0	1	0	0	
12	Zep Jasper	G 15:54	0-3	0-1	2-2	0	1	1	1	2	2	0	0	0	0	1	
22	Allen Flanigan	G 22:58	3-8	0-2	4-6	0	2	2	3	4	10	2	1	1	0	1	
1	Wendell Green Jr.	26:58	8-17	2-8	5-5	1	7	8	1	3	23	6	1	0	0	2	
44	Dylan Cardwell	10:46	2-2	0-0	0-0	1	2	3	2	0	4	0	0	0	1	0	
35	Devan Cambridge	18:29	2-4	1-2	3-4	2	4	6	1	3	8	0	0	0	0	0	
2	Jaylin Williams	15:15	1-2	0-0	2-2	1	0	1	0	1	4	1	0	0	0	0	
5	Chris Moore	01:00	0-0	0-0	0-0	0	0	0	0	0	0	1	0	0	0	-1	
14	Preston Cook	01:00	1-1	0-0	0-0	0	1	1	0	0	2	0	0	0	0	-1	
20	Carter Sobera	01:00	1-1	0-0	1-1	0	0	0	0	1	3	0	0	0	0	-1	
25	Chandler Leopard	01:00	0-0	0-0	0-0	0	0	0	0	0	0	0	0	0	0	-1	
33	Chase Maasdorp	01:00	0-0	0-0	0-0	0	0	0	0	0	0	0	0	0	0	-1	
Team						1		2		3		0		0			
Totals			32-66			5-21	31-39	11	36	47	18	29	100	12	8	7	10
																19	
															1 <sup>st</sup> FG% 16:28 57.1%		
															3PT% 3-9 33.3%		
															FT% 16:20 80%		
															2 <sup>nd</sup> FG% 16:38 42.1%		
															3PT% 2-12 16.7%		
															FT% 15:19 78.9%		
															GM FG% 32:66 48.5%		
															3PT% 5-21 23.8%		
															FT% 31:39 79.5%		
															Dead Ball Rebounds: 4-0		

## 2021-22 SEASON/CAREER STATS


**2021-22 Alabama Men's Basketball**  
**Season/Career Statistics**  
**All games**

 Page 1/2  
 as of Feb 02, 2022

## Summary

Player	Season Statistics										Career Statistics									
	GP-GS	MIN/G	FG%	3FG%	FT%	R/G	A/G	STL	BLK	PTS/G	GP-GS	MIN/G	FG%	3FG%	FT%	R/G	A/G	STL	BLK	PTS/G
AMBROSE-HYLTON, Keon	10-0	4.9	.455	.000	.333	0.9	0.4	1	1	1.1	28-0	4.4	.577	.000	.286	0.8	0.2	2	2	1.1
BARNES, Tyler	3-0	1.9	.500	.500	1.000	0.3	0.3	0	0	2.3	31-1	1.5	.300	.200	.500	0.4	0.1	3	1	0.4
BEDIAKO, Charles	22-21	17.8	.635	.000	.587	4.2	0.7	16	35	6.1	22-21	17.8	.635	.000	.587	4.2	0.7	16	35	6.1
COTTRELL, Adam	1-0	1.8	.000	.000	.000	0.0	1.0	0	0	0.0	6-0	1.0	.000	.000	.000	0.2	0.2	0	0	0.0
DAVISON, JD	22-3	24.7	.473	.291	.702	4.2	4.1	17	9	8.2	22-3	24.7	.473	.291	.702	4.2	4.1	17	9	8.2
ELLIS, Keon	22-22	31.0	.429	.353	.875	6.2	1.9	44	15	12.0	54-29	23.0	.459	.364	.815	4.9	1.4	79	29	8.1
GARY, Juwan	18-12	18.7	.562	.233	.649	4.3	0.3	14	10	8.3	48-14	12.9	.552	.205	.592	3.4	0.2	28	22	5.5
GURLEY, Noah	22-8	18.8	.525	.289	.579	3.7	0.5	8	16	7.4	22-8	18.8	.525	.289	.579	3.7	0.5	8	16	7.4
HEARD, Delaney	1-0	1.0	.000	.000	.000	0.0	0.0	0	0	0.0	3-0	1.1	.000	.000	.000	0.3	0.0	0	0	0.0
HOLT, Jusaun	12-0	5.8	.077	.091	.000	1.3	0.2	0	1	0.3	12-0	5.8	.077	.091	.000	1.3	0.2	0	1	0.3
JOHNSON, Britton	5-0	3.0	.286	.167	.000	1.2	0.0	0	0	1.0	28-0	1.5	.333	.286	.000	0.4	0.0	0	1	0.5
MILES, Darius	20-1	17.7	.407	.345	.714	3.5	0.7	13	13	6.7	37-1	11.5	.409	.346	.744	2.3	0.5	16	17	4.6
QUINERLY, Jaden	2-0	1.6	.000	.000	.000	1.5	0.5	0	0	0.0	3-0	1.3	.333	.000	.000	1.0	0.3	0	0	0.7
QUINERLY, Jahvon	22-19	31.3	.409	.250	.737	3.4	4.3	20	3	14.8	52-26	27.7	.444	.339	.713	2.7	3.7	39	4	13.7
ROJAS, James	6-2	15.2	.364	.231	.692	3.0	0.5	7	0	4.7	36-3	11.8	.353	.231	.673	2.7	0.4	23	6	3.2
SHACKELFORD, Jaden	22-22	33.9	.408	.373	.776	5.7	1.5	21	5	17.6	86-73	30.5	.410	.358	.766	4.5	1.7	66	13	15.3
TCHIKOU, Alex	3-0	2.1	.000	.000	.000	1.3	0.0	0	0	0.0	3-0	2.1	.000	.000	.000	1.3	0.0	0	0	0.0

## Scoring

Player	Season Statistics									Career Statistics								
	FG-FGA	FG%	3FG-3FGA	3FG%	FT-FTA	FT%	PTS	PTS/G		FG-FGA	FG%	3FG-3FGA	3FG%	FT-FTA	FT%	PTS	PTS/G	
AMBROSE-HYLTON, Keon	5-11	.455	0-0	.000	1-3	.333	11	1.1		15-26	.577	0-0	.000	2-7	.286	32	1.1	
BARNES, Tyler	2-4	.500	1-2	.500	2-2	1.000	7	2.3		3-10	.300	1-5	.200	4-8	.500	11	0.4	
BEDIAKO, Charles	54-85	.635	0-1	.000	27-46	.587	135	6.1		54-85	.635	0-1	.000	27-46	.587	135	6.1	
COTTRELL, Adam	0-0	.000	0-0	.000	0-0	.000	0	0.0		0-0	.000	0-0	.000	0-0	.000	0	0.0	
DAVISON, JD	62-131	.473	16-55	.291	40-57	.702	180	8.2		62-131	.473	16-55	.291	40-57	.702	180	8.2	
ELLIS, Keon	79-184	.429	42-119	.353	63-72	.875	263	12.0		139-303	.459	63-173	.364	97-119	.815	438	8.1	
GARY, Juwan	59-105	.562	7-30	.233	24-37	.649	149	8.3		107-194	.552	8-39	.205	42-71	.592	264	5.5	
GURLEY, Noah	64-122	.525	13-45	.289	22-38	.579	163	7.4		64-122	.525	13-45	.289	22-38	.579	163	7.4	
HEARD, Delaney	0-0	.000	0-0	.000	0-0	.000	0	0.0		0-1	.000	0-0	.000	0-0	.000	0	0.0	
HOLT, Jusaun	1-13	.077	1-11	.091	0-0	.000	3	0.3		1-13	.077	1-11	.091	0-0	.000	3	0.3	
JOHNSON, Britton	2-7	.286	1-6	.167	0-1	.000	5	1.0		5-15	.333	4-14	.286	0-1	.000	14	0.5	
MILES, Darius	44-108	.407	20-58	.345	25-35	.714	133	6.7		56-137	.409	27-78	.346	32-43	.744	171	4.6	
QUINERLY, Jaden	0-2	.000	0-0	.000	0-2	.000	0	0.0		1-3	.333	0-0	.000	0-2	.000	2	0.7	
QUINERLY, Jahvon	119-291	.409	32-128	.250	56-76	.737	326	14.8		261-588	.444	84-248	.339	107-150	.713	713	13.7	
ROJAS, James	8-22	.364	3-13	.231	9-13	.692	28	4.7		36-102	.353	9-39	.231	33-49	.673	114	3.2	
SHACKELFORD, Jaden	126-309	.408	69-185	.373	66-85	.776	387	17.6		428-1043	.410	216-604	.358	242-316	.766	1314	15.3	
TCHIKOU, Alex	0-2	.000	0-0	.000	0-0	.000	0	0.0		0-2	.000	0-0	.000	0-0	.000	0	0.0	

## 2021-22 TEAM STATS



2021-22 Alabama Men's Basketball  
Overall Team Statistics  
All games

Page 1/1  
as of Feb 02, 2022

## Team Statistics

	BAMA	OPP
<b>Scoring</b>	<b>1790</b>	<b>1672</b>
Points per game	81.4	76.0
Scoring margin	+5.4	-
<b>Field goals-att</b>	<b>625-1396</b>	<b>593-1359</b>
Field goal pct	.448	.436
<b>3 point fg-att</b>	<b>205-653</b>	<b>161-510</b>
3-point FG pct	.314	.316
3-pt FG made per game	9.3	7.3
<b>Free throws-att</b>	<b>335-467</b>	<b>325-469</b>
Free throw pct	.717	.693
F-Throws made per game	15.2	14.8
<b>Rebounds</b>	<b>878</b>	<b>795</b>
Rebounds per game	39.9	36.1
Rebounding margin	+3.8	-
<b>Assists</b>	<b>316</b>	<b>263</b>
Assists per game	14.4	12.0
<b>Turnovers</b>	<b>299</b>	<b>288</b>
Turnovers per game	13.6	13.1
Turnover margin	-0.5	-
Assist/turnover ratio	1.1	0.9
<b>Steals</b>	<b>161</b>	<b>155</b>
Steals per game	7.3	7.0
<b>Blocks</b>	<b>108</b>	<b>89</b>
Blocks per game	4.9	4.0
<b>Winning streak</b>	<b>0</b>	<b>-</b>
Home win streak	3	-
<b>Attendance</b>	<b>122746</b>	<b>60293</b>
Home games-Avg/Game	11-11159	6-10049
Neutral site-Avg/Game	-	5-7345

## Score by Periods

Team	1st	2nd	OT	TOT
Alabama	822	968	0	1790
Opponents	781	891	0	1672





## 2021-22 POINTS-REBOUNDS-ASSISTS



2021-22 Alabama Men's Basketball  
Points-rebounds-assists  
All games

Page 1/2  
as of Feb 02, 2022

Opponent	Date	Score	0	1	2	3	4	5	10	12	13	14	15
			GURLEY,NOA	HOLT,JUSAU	MILES,DARI	DAVISON,JD	GARY,JUWAN	SHACKELFOR	BEDIAKO,CH	HEARD,DELA	QUINERLY,J	ELLIS,KEON	BARNES,TYL
Louisiana Tech	11/09/2021	93-64 W	3-1-2	0-1-0	11-3-0	12-6-6	12-10-1	17-7-2	5-3-1	0-0-0	9-4-2	18-9-3	4-0-0
South Dakota St.	11/12/2021	104-88 W	9-5-0	DNP	13-4-0	6-5-5	0-2-1	23-5-0	12-6-2	DNP	26-5-8	15-13-3	DNP
South Alabama	11/16/2021	73-68 W	9-4-1	0-3-0	10-2-2	2-2-2	DNP	18-10-1	8-5-1	DNP	8-3-5	18-6-1	DNP
Oakland	11/19/2021	86-59 W	8-7-0	0-5-0	7-3-1	10-7-5	DNP	20-5-2	12-5-0	DNP	19-3-2	7-5-3	3-1-0
vs Iona	11/25/2021	68-72 L	7-4-0	DNP	7-2-0	8-2-3	4-7-0	19-10-1	4-3-0	DNP	15-2-2	4-8-1	DNP
vs Drake	11/26/2021	80-71 W	8-3-0	DNP	6-2-0	7-5-3	14-10-0	14-5-4	4-4-0	DNP	18-0-4	9-6-0	DNP
vs Miami (FL)	11/28/2021	96-64 W	5-1-0	3-1-0	5-5-2	13-6-10	13-5-1	15-3-0	5-8-3	DNP	7-4-2	22-4-2	0-0-1
vs Gonzaga	12/04/2021	91-82 W	3-5-0	DNP	5-4-0	20-5-3	7-2-1	28-9-2	7-8-1	DNP	17-2-6	4-4-2	DNP
Houston	12/11/2021	83-82 W	8-1-2	DNP	0-1-0	10-9-2	19-4-0	18-8-1	7-1-1	DNP	17-3-8	4-3-0	DNP
at Memphis	12/14/2021	78-92 L	4-2-0	DNP	9-0-0	8-5-10	7-2-0	10-8-1	9-0-0	DNP	12-6-4	19-6-1	DNP
Jacksonville St.	12/18/2021	65-59 W	5-3-1	DNP	10-7-3	4-3-1	4-0-0	0-4-2	7-7-1	DNP	15-5-4	20-10-3	DNP
vs Davidson	12/21/2021	78-79 L	9-6-0	0-0-1	4-5-1	4-4-4	15-8-0	20-5-1	4-4-0	DNP	13-0-6	9-4-4	DNP
Tennessee	12/29/2021	73-68 W	20-10-0	0-1-0	DNP	5-6-3	2-4-0	12-4-0	5-3-0	DNP	18-4-3	9-9-5	DNP
at Florida	01/05/2022	83-70 W	3-1-0	DNP	0-2-1	2-2-4	19-8-1	14-3-1	11-7-1	DNP	19-5-5	13-4-2	DNP
at Missouri	01/08/2022	86-92 L	9-2-1	DNP	5-3-2	13-7-4	9-3-0	17-2-2	2-4-1	DNP	19-5-4	12-2-1	DNP
Auburn	01/11/2022	77-81 L	11-2-1	0-1-0	10-9-1	9-2-4	4-1-0	13-7-1	6-1-0	DNP	14-6-5	10-7-0	DNP
at Mississippi St.	01/15/2022	76-78 L	2-2-0	0-1-1	14-6-1	5-1-2	2-0-0	17-5-1	11-6-2	DNP	5-1-2	14-7-3	DNP
LSU	01/19/2022	70-67 W	6-7-1	0-0-0	5-6-0	4-3-1	0-2-0	26-4-2	0-2-0	DNP	17-3-1	12-8-1	DNP
Missouri	01/22/2022	86-76 W	8-3-1	0-0-0	7-4-0	17-4-2	DNP	21-7-1	3-1-0	DNP	13-5-9	9-3-1	DNP
at Georgia	01/25/2022	76-82 L	11-6-0	0-1-0	2-1-0	7-5-7	DNP	20-3-2	8-8-1	DNP	5-3-3	15-9-3	DNP
Baylor	01/29/2022	87-78 W	4-3-1	DNP	DNP	14-4-5	15-3-0	19-9-5	2-0-0	DNP	20-2-5	11-2-0	DNP
at Auburn	02/01/2022	81-100 L	11-3-0	0-1-0	3-1-0	0-0-4	3-6-0	26-3-2	3-7-0	DNP	20-4-4	9-8-2	DNP

## 2021-22 POINTS-REBOUNDS-ASSISTS


**2021-22 Alabama Men's Basketball**  
**Points-rebounds-assists**  
**All games**

 Page 2/2  
 as of Feb 02, 2022

Opponent	Date	Score		21 JOHNSON,BR	22 AMBROSE-HY	24 QUINERLY,J	30 COTTRELL,A	33 ROJAS,JAME	35 TCHIKOU,AL
Louisiana Tech	11/09/2021	93-64	W	0-2-0	2-1-2	0-1-0	DNP	DNP	DNP
South Dakota St.	11/12/2021	104-88	W	DNP	0-1-0	DNP	DNP	DNP	DNP
South Alabama	11/16/2021	73-68	W	DNP	0-0-0	DNP	DNP	DNP	DNP
Oakland	11/19/2021	86-59	W	0-0-0	0-3-1	DNP	0-0-1	DNP	0-1-0
vs Iona	11/25/2021	68-72	L	DNP	0-0-0	DNP	DNP	DNP	0-0-0
vs Drake	11/26/2021	80-71	W	DNP	DNP	DNP	DNP	DNP	DNP
vs Miami (FL)	11/28/2021	96-64	W	3-0-0	5-0-0	0-2-1	DNP	DNP	0-3-0
vs Gonzaga	12/04/2021	91-82	W	DNP	0-0-0	DNP	DNP	DNP	DNP
Houston	12/11/2021	83-82	W	DNP	DNP	DNP	DNP	DNP	DNP
at Memphis	12/14/2021	78-92	L	DNP	DNP	DNP	DNP	DNP	DNP
Jacksonville St.	12/18/2021	65-59	W	DNP	DNP	DNP	DNP	DNP	DNP
vs Davidson	12/21/2021	78-79	L	DNP	DNP	DNP	DNP	DNP	DNP
Tennessee	12/29/2021	73-68	W	DNP	2-1-0	DNP	DNP	DNP	DNP
at Florida	01/05/2022	83-70	W	DNP	2-3-1	DNP	DNP	DNP	DNP
at Missouri	01/08/2022	86-92	L	DNP	0-0-0	DNP	DNP	DNP	DNP
Auburn	01/11/2022	77-81	L	DNP	DNP	DNP	DNP	DNP	DNP
at Mississippi St.	01/15/2022	76-78	L	DNP	DNP	DNP	DNP	6-2-0	DNP
LSU	01/19/2022	70-67	W	DNP	DNP	DNP	DNP	0-1-0	DNP
Missouri	01/22/2022	86-76	W	2-3-0	DNP	DNP	DNP	6-6-0	DNP
at Georgia	01/25/2022	76-82	L	0-1-0	DNP	DNP	DNP	8-4-2	DNP
Baylor	01/29/2022	87-78	W	DNP	DNP	DNP	DNP	2-3-0	DNP
at Auburn	02/01/2022	81-100	L	DNP	DNP	DNP	DNP	6-2-1	DNP



## 2021-22 TEAM GAME-BY-GAME



2021-22 Alabama Men's Basketball  
Team Game-by-Game  
All games

Page 1/1  
as of Feb 02, 2022

Opponent	Date	Score		Total		3-Pointers		Free throws		Rebounds				PF	A	TO	BLK	STL	PTS	AVG
				FG-FGA	PCT	3FG-3FGA	PCT	FT-FTA	PCT	OFF	DEF	TOT	AVG							
Louisiana Tech	11/09/2021	93-64	W	32-64	.500	13-33	.394	16-23	.696	16	35	51	51.0	19	19	14	2	9	93	93.0
South Dakota St.	11/12/2021	104-88	W	41-84	.488	13-40	.325	9-14	.643	18	29	47	49.0	17	19	8	3	4	104	98.5
South Alabama	11/16/2021	73-68	W	27-61	.443	7-27	.259	12-19	.632	11	28	39	45.7	17	13	22	9	12	73	90.0
Oakland	11/19/2021	86-59	W	29-67	.433	10-36	.278	18-22	.818	17	34	51	47.0	15	15	12	10	4	86	89.0
vs Iona	11/25/2021	68-72	L	25-56	.446	5-17	.294	13-25	.520	8	30	38	45.2	18	7	13	3	7	68	84.8
vs Drake	11/26/2021	80-71	W	31-57	.544	5-19	.263	13-22	.591	10	25	35	43.5	17	11	17	6	8	80	84.0
vs Miami (FL)	11/28/2021	96-64	W	37-69	.536	16-30	.533	6-11	.545	14	28	42	43.3	17	22	13	3	4	96	85.7
vs Gonzaga	12/04/2021	91-82	W	31-72	.431	13-34	.382	16-22	.727	12	31	43	43.3	24	15	12	9	7	91	86.4
Houston	12/11/2021	83-82	W	26-50	.520	7-18	.389	24-31	.774	7	27	34	42.2	20	14	12	1	4	83	86.0
at Memphis	12/14/2021	78-92	L	30-65	.462	10-33	.303	8-12	.667	14	17	31	41.1	20	16	20	3	11	78	85.2
Jacksonville St.	12/18/2021	65-59	W	23-56	.411	8-30	.267	11-16	.688	11	30	41	41.1	17	15	11	8	5	65	83.4
vs Davidson	12/21/2021	78-79	L	30-67	.448	12-36	.333	6-8	.750	16	23	39	40.9	12	17	11	4	5	78	82.9
Tennessee	12/29/2021	73-68	W	26-60	.433	7-31	.226	14-21	.667	11	32	43	41.1	17	11	15	3	7	73	82.2
at Florida	01/05/2022	83-70	W	29-72	.403	9-32	.281	16-19	.842	20	20	40	41.0	21	16	12	5	13	83	82.2
at Missouri	01/08/2022	86-92	L	33-67	.493	9-24	.375	11-16	.688	11	20	31	40.3	18	15	7	6	6	86	82.5
Auburn	01/11/2022	77-81	L	23-66	.348	7-31	.226	24-29	.828	11	31	42	40.4	18	12	12	7	6	77	82.1
at Mississippi St.	01/15/2022	76-78	L	22-56	.393	8-29	.276	24-28	.857	13	19	32	39.9	26	12	15	3	7	76	81.8
LSU	01/19/2022	70-67	W	21-61	.344	7-34	.206	21-32	.656	19	25	44	40.2	10	6	17	3	10	70	81.1
Missouri	01/22/2022	86-76	W	28-64	.438	9-27	.333	21-29	.724	23	21	44	40.4	13	14	11	5	7	86	81.4
at Georgia	01/25/2022	76-82	L	27-63	.429	9-34	.265	13-20	.650	17	25	42	40.5	23	18	19	7	9	76	81.1
Baylor	01/29/2022	87-78	W	29-49	.592	7-21	.333	22-26	.846	8	21	29	39.9	19	16	15	3	10	87	81.4
at Auburn	02/01/2022	81-100	L	25-70	.357	14-37	.378	17-22	.773	13	27	40	39.9	30	13	11	5	6	81	81.4
<b>Total</b>		<b>1790</b>		<b>625-1396</b>	<b>.448</b>	<b>205-653</b>	<b>.314</b>	<b>335-467</b>	<b>.717</b>	<b>300</b>	<b>578</b>	<b>878</b>	<b>39.9</b>	<b>408</b>	<b>316</b>	<b>299</b>	<b>108</b>	<b>161</b>	<b>1790</b>	<b>81.4</b>
Opponents		1672		593-1359	.436	161-510	.316	325-469	.693	260	535	795	36.1	418	263	288	89	155	1672	76.0

## Alabama Averages

Games Played	Points/game	FG Pct	3FG Pct	FT Pct	Rebounds/game	Assists/game	Turnovers/game	Assist/Turnover ratio	Steals/game	Blocks/game
22	81.4	44.8	31.4	71.7	39.9	14.4	13.6	1.1	7.3	4.9

## 2021-22 OPPONENT GAME-BY-GAME


2021-22 Alabama Men's Basketball  
Opponents Game-by-Game  
All games

Page 1/1  
as of Feb 02, 2022

Opponent	Date	Score		Total		3-Pointers		Free throws		Rebounds				PF	A	TO	BLK	STL	PTS	AVG
				FG-FGA	PCT	3FG-3FGA	PCT	FT-FTA	PCT	OFF	DEF	TOT	AVG							
Louisiana Tech	11/09/2021	93-64	W	26-67	.388	6-26	.231	6-19	.316	16	21	37	37.0	18	11	11	1	3	64	64.0
South Dakota St.	11/12/2021	104-88	W	34-70	.486	9-31	.290	11-18	.611	9	29	38	37.5	19	15	11	2	4	88	76.0
South Alabama	11/16/2021	73-68	W	25-65	.385	7-25	.280	11-16	.688	13	27	40	38.3	21	8	21	2	10	68	73.3
Oakland	11/19/2021	86-59	W	19-63	.302	4-23	.174	17-22	.773	12	23	35	37.5	15	3	9	1	9	59	69.8
vs Iona	11/25/2021	68-72	L	26-59	.441	4-21	.190	16-21	.762	5	26	31	36.2	17	14	13	5	8	72	70.2
vs Drake	11/26/2021	80-71	W	27-63	.429	7-19	.368	10-17	.588	13	20	33	35.7	20	10	15	1	7	71	70.3
vs Miami (FL)	11/28/2021	96-64	W	23-50	.460	4-17	.235	14-20	.700	4	19	23	33.9	16	6	13	2	8	64	69.4
vs Gonzaga	12/04/2021	91-82	W	30-67	.448	9-23	.391	13-25	.520	13	29	42	34.9	15	17	12	9	6	82	71.0
Houston	12/11/2021	83-82	W	31-73	.425	9-26	.346	11-19	.579	21	22	43	35.8	28	11	10	6	8	82	72.2
at Memphis	12/14/2021	78-92	L	32-60	.533	8-23	.348	20-25	.800	13	20	33	35.5	12	20	17	3	12	92	74.2
Jacksonville St.	12/18/2021	65-59	W	22-61	.361	6-25	.240	9-16	.563	13	25	38	35.7	20	7	9	3	4	59	72.8
vs Davidson	12/21/2021	78-79	L	31-58	.534	12-24	.500	5-5	1.000	4	23	27	35.0	13	22	11	3	6	79	73.3
Tennessee	12/29/2021	73-68	W	22-63	.349	7-29	.241	17-20	.850	10	25	35	35.0	19	10	11	2	10	68	72.9
at Florida	01/05/2022	83-70	W	22-52	.423	8-23	.348	18-28	.643	15	25	40	35.4	20	12	20	7	5	70	72.7
at Missouri	01/08/2022	86-92	L	31-63	.492	9-24	.375	21-27	.778	16	27	43	35.9	14	19	10	5	4	92	74.0
Auburn	01/11/2022	77-81	L	30-67	.448	7-26	.269	14-22	.636	10	34	44	36.4	24	11	13	11	9	81	74.4
at Mississippi St.	01/15/2022	76-78	L	24-59	.407	2-16	.125	28-38	.737	18	25	43	36.8	21	9	13	2	8	78	74.6
LSU	01/19/2022	70-67	W	24-56	.429	10-22	.455	9-15	.600	9	27	36	36.7	24	6	20	7	7	67	74.2
Missouri	01/22/2022	86-76	W	31-65	.477	11-24	.458	3-5	.600	14	16	30	36.4	23	13	11	4	7	76	74.3
at Georgia	01/25/2022	76-82	L	25-56	.446	8-23	.348	24-30	.800	9	23	32	36.2	20	16	14	1	5	82	74.7
Baylor	01/29/2022	87-78	W	26-56	.464	9-19	.474	17-22	.773	12	13	25	35.6	21	11	16	2	8	78	74.9
at Auburn	02/01/2022	81-100	L	32-66	.485	5-21	.238	31-39	.795	11	36	47	36.1	18	12	8	10	7	100	76.0
<b>Total</b>		<b>1672</b>		<b>593-1359</b>	<b>.436</b>	<b>161-510</b>	<b>.316</b>	<b>325-469</b>	<b>.693</b>	<b>260</b>	<b>535</b>	<b>795</b>	<b>36.1</b>	<b>418</b>	<b>263</b>	<b>288</b>	<b>89</b>	<b>155</b>	<b>1672</b>	<b>76.0</b>
Alabama		1790		625-1396	.448	205-653	.314	335-467	.717	300	578	878	39.9	408	316	299	108	161	1790	81.4

## Opponents Averages

Games Played	Points/game	FG Pct	3FG Pct	FT Pct	Rebounds/game	Assists/game	Turnovers/game	Assist/Turnover ratio	Steals/game	Blocks/game
22	76.0	43.6	31.6	69.3	36.1	12.0	13.1	0.9	7.0	4.0



## 2021-22 ALABAMA GAME HIGHS



2021-22 Alabama Men's Basketball  
Team High/Low Analysis  
All games

Page 1/4  
as of Feb 02, 2022

## Alabama - Game Highs

POINTS	104		South Dakota St. (11/12/2021)
	96		vs Miami (FL) (N) (11/28/2021)
	93		Louisiana Tech (11/09/2021)
	91		vs Gonzaga (N) (12/04/2021)
	87		Baylor (01/29/2022)
FIELD GOALS MADE	41		South Dakota St. (11/12/2021)
	37		vs Miami (FL) (N) (11/28/2021)
FIELD GOAL ATTEMPTS	84		South Dakota St. (11/12/2021)
	72		at Florida (01/05/2022)
	72		vs Gonzaga (N) (12/04/2021)
FIELD GOAL PERCENTAGE	.592	(29-49)	Baylor (01/29/2022)
	.544	(31-57)	vs Drake (N) (11/26/2021)
3 PT FG MADE	16		vs Miami (FL) (N) (11/28/2021)
	14		at Auburn (02/01/2022)
3 PT FG ATTEMPTS	40		South Dakota St. (11/12/2021)
	37		at Auburn (02/01/2022)
3 PT FG PERCENTAGE	.533	(16-30)	vs Miami (FL) (N) (11/28/2021)
	.394	(13-33)	Louisiana Tech (11/09/2021)
FREE THROWS MADE	24		at Mississippi St. (01/15/2022)
	24		Auburn (01/11/2022)
	24		Houston (12/11/2021)
FREE THROW ATTEMPTS	32		LSU (01/19/2022)
	31		Houston (12/11/2021)
FREE THROW PERCENTAGE	.857	(24-28)	at Mississippi St. (01/15/2022)
	.846	(22-26)	Baylor (01/29/2022)
REBOUNDS	51		Oakland (11/19/2021)
	51		Louisiana Tech (11/09/2021)
ASSISTS	22		vs Miami (FL) (N) (11/28/2021)
	19		South Dakota St. (11/12/2021)
	19		Louisiana Tech (11/09/2021)
STEALS	13		at Florida (01/05/2022)
	12		South Alabama (11/16/2021)
BLOCKED SHOTS	10		Oakland (11/19/2021)
	9		vs Gonzaga (N) (12/04/2021)
	9		South Alabama (11/16/2021)
TURNOVERS	22		South Alabama (11/16/2021)
	20		at Memphis (12/14/2021)
FOULS	30		at Auburn (02/01/2022)
	26		at Mississippi St. (01/15/2022)

## 2021-22 OPPONENT GAME HIGHS



2021-22 Alabama Men's Basketball  
Team High/Low Analysis  
All games

Page 2/4  
as of Feb 02, 2022

## Opponent - Game Highs

POINTS	100		at Auburn (02/01/2022)
	92		at Missouri (01/08/2022)
	92		at Memphis (12/14/2021)
	88		South Dakota St. (11/12/2021)
	82		at Georgia (01/25/2022)
	82		Houston (12/11/2021)
	82		vs Gonzaga (N) (12/04/2021)
FIELD GOALS MADE	34		South Dakota St. (11/12/2021)
	32		at Auburn (02/01/2022)
	32		at Memphis (12/14/2021)
FIELD GOAL ATTEMPTS	73		Houston (12/11/2021)
	70		South Dakota St. (11/12/2021)
FIELD GOAL PERCENTAGE	.534	(31-58)	vs Davidson (N) (12/21/2021)
	.533	(32-60)	at Memphis (12/14/2021)
3 PT FG MADE	12		vs Davidson (N) (12/21/2021)
	11		Missouri (01/22/2022)
3 PT FG ATTEMPTS	31		South Dakota St. (11/12/2021)
	29		Tennessee (12/29/2021)
3 PT FG PERCENTAGE	.500	(12-24)	vs Davidson (N) (12/21/2021)
	.474	(9-19)	Baylor (01/29/2022)
FREE THROWS MADE	31		at Auburn (02/01/2022)
	28		at Mississippi St. (01/15/2022)
FREE THROW ATTEMPTS	39		at Auburn (02/01/2022)
	38		at Mississippi St. (01/15/2022)
FREE THROW PERCENTAGE	1.000	(5-5)	vs Davidson (N) (12/21/2021)
	.850	(17-20)	Tennessee (12/29/2021)
REBOUNDS	47		at Auburn (02/01/2022)
	44		Auburn (01/11/2022)
ASSISTS	22		vs Davidson (N) (12/21/2021)
	20		at Memphis (12/14/2021)
STEALS	12		at Memphis (12/14/2021)
	10		Tennessee (12/29/2021)
	10		South Alabama (11/16/2021)
BLOCKED SHOTS	11		Auburn (01/11/2022)
	10		at Auburn (02/01/2022)
TURNOVERS	21		South Alabama (11/16/2021)
	20		LSU (01/19/2022)
	20		at Florida (01/05/2022)
FOULS	28		Houston (12/11/2021)
	25		LSU (01/19/2022)

## 2021-22 ALABAMA GAME LOWS



2021-22 Alabama Men's Basketball  
Team High/Low Analysis  
All games

Page 3/4  
as of Feb 02, 2022

## Alabama - Game Lows

POINTS	65		Jacksonville St. (12/18/2021)
	68		vs Iona (N) (11/25/2021)
	70		LSU (01/19/2022)
	73		Tennessee (12/29/2021)
	73		South Alabama (11/16/2021)
FIELD GOALS MADE	21		LSU (01/19/2022)
	22		at Mississippi St. (01/15/2022)
FIELD GOAL ATTEMPTS	49		Baylor (01/29/2022)
	50		Houston (12/11/2021)
FIELD GOAL PERCENTAGE	.344	(21-61)	LSU (01/19/2022)
	.348	(23-66)	Auburn (01/11/2022)
3 PT FG MADE	5		vs Drake (N) (11/26/2021)
	5		vs Iona (N) (11/25/2021)
3 PT FG ATTEMPTS	17		vs Iona (N) (11/25/2021)
	18		Houston (12/11/2021)
3 PT FG PERCENTAGE	.206	(7-34)	LSU (01/19/2022)
	.226	(7-31)	Auburn (01/11/2022)
	.226	(7-31)	Tennessee (12/29/2021)
FREE THROWS MADE	6		vs Davidson (N) (12/21/2021)
	6		vs Miami (FL) (N) (11/28/2021)
FREE THROW ATTEMPTS	8		vs Davidson (N) (12/21/2021)
	11		vs Miami (FL) (N) (11/28/2021)
FREE THROW PERCENTAGE	.520	(13-25)	vs Iona (N) (11/25/2021)
	.545	(6-11)	vs Miami (FL) (N) (11/28/2021)
REBOUNDS	29		Baylor (01/29/2022)
	31		at Missouri (01/08/2022)
	31		at Memphis (12/14/2021)
ASSISTS	6		LSU (01/19/2022)
	7		vs Iona (N) (11/25/2021)
STEALS	4		Houston (12/11/2021)
	4		vs Miami (FL) (N) (11/28/2021)
	4		Oakland (11/19/2021)
	4		South Dakota St. (11/12/2021)
BLOCKED SHOTS	1		Houston (12/11/2021)
	2		Louisiana Tech (11/09/2021)
TURNOVERS	7		at Missouri (01/08/2022)
	8		South Dakota St. (11/12/2021)
FOULS	10		LSU (01/19/2022)
	12		vs Davidson (N) (12/21/2021)

## 2021-22 OPPONENT GAME LOWS



2021-22 Alabama Men's Basketball  
Team High/Low Analysis  
All games

Page 4/4  
as of Feb 02, 2022

## Opponent - Game Lows

POINTS	59		Jacksonville St. (12/18/2021)
	59		Oakland (11/19/2021)
	64		vs Miami (FL) (N) (11/28/2021)
	64		Louisiana Tech (11/09/2021)
	67		LSU (01/19/2022)
FIELD GOALS MADE	19		Oakland (11/19/2021)
	22		at Florida (01/05/2022)
	22		Tennessee (12/29/2021)
	22		Jacksonville St. (12/18/2021)
FIELD GOAL ATTEMPTS	50		vs Miami (FL) (N) (11/28/2021)
	52		at Florida (01/05/2022)
FIELD GOAL PERCENTAGE	.302	(19-63)	Oakland (11/19/2021)
	.349	(22-63)	Tennessee (12/29/2021)
3 PT FG MADE	2		at Mississippi St. (01/15/2022)
	4		vs Miami (FL) (N) (11/28/2021)
	4		vs Iona (N) (11/25/2021)
	4		Oakland (11/19/2021)
3 PT FG ATTEMPTS	16		at Mississippi St. (01/15/2022)
	17		vs Miami (FL) (N) (11/28/2021)
3 PT FG PERCENTAGE	.125	(2-16)	at Mississippi St. (01/15/2022)
	.174	(4-23)	Oakland (11/19/2021)
FREE THROWS MADE	3		Missouri (01/22/2022)
	5		vs Davidson (N) (12/21/2021)
FREE THROW ATTEMPTS	5		Missouri (01/22/2022)
	5		vs Davidson (N) (12/21/2021)
FREE THROW PERCENTAGE	.316	(6-19)	Louisiana Tech (11/09/2021)
	.520	(13-25)	vs Gonzaga (N) (12/04/2021)
REBOUNDS	23		vs Miami (FL) (N) (11/28/2021)
	25		Baylor (01/29/2022)
ASSISTS	3		Oakland (11/19/2021)
	6		LSU (01/19/2022)
	6		vs Miami (FL) (N) (11/28/2021)
STEALS	3		Louisiana Tech (11/09/2021)
	4		at Missouri (01/08/2022)
	4		Jacksonville St. (12/18/2021)
	4		South Dakota St. (11/12/2021)
BLOCKED SHOTS	1		at Georgia (01/25/2022)
	1		vs Drake (N) (11/26/2021)
	1		Oakland (11/19/2021)
	1		Louisiana Tech (11/09/2021)
TURNOVERS	8		at Auburn (02/01/2022)
	9		Jacksonville St. (12/18/2021)
	9		Oakland (11/19/2021)
FOULS	12		at Memphis (12/14/2021)
	13		vs Davidson (N) (12/21/2021)



## 2021-22 ALABAMA INDIVIDUAL HIGHS


**2021-22 Alabama Men's Basketball**  
**Player Highs Analysis**  
**All games**

 Page 1/4  
 as of Feb 02, 2022
**Alabama - Individual Game Highs**

<b>POINTS</b>	28		Jaden Shackelford vs Gonzaga (N) (12/04/2021)
	26		Jaden Shackelford at Auburn (02/01/2022)
	26		Jaden Shackelford vs LSU (01/19/2022)
	26		Jahvon Quinerly vs South Dakota St. (11/12/2021)
	23		Jaden Shackelford vs South Dakota St. (11/12/2021)
<b>FIELD GOALS MADE</b>	11		Jahvon Quinerly vs South Dakota St. (11/12/2021)
	10		Jaden Shackelford vs Gonzaga (N) (12/04/2021)
<b>FIELD GOAL ATTEMPTS</b>	24		Jahvon Quinerly vs South Dakota St. (11/12/2021)
	21		Jahvon Quinerly at Auburn (02/01/2022)
<b>FIELD GOAL PERCENTAGE (min 5 made)</b>	.875	(7-8)	Juwan Gary vs Baylor (01/29/2022)
	.857	(6-7)	Charles Bediako vs South Dakota St. (11/12/2021)
<b>3 PT FG MADE</b>	6		Jaden Shackelford at Georgia (01/25/2022)
	6		Jaden Shackelford vs Gonzaga (N) (12/04/2021)
<b>3 PT FG ATTEMPTS</b>	15		Jahvon Quinerly vs South Dakota St. (11/12/2021)
	11		Jaden Shackelford at Auburn (02/01/2022)
	11		Jaden Shackelford vs Davidson (N) (12/21/2021)
	11		Jaden Shackelford vs Oakland (11/19/2021)
<b>3 PT FG PERCENTAGE (min 2 made)</b>	1.000	(3-3)	Darius Miles vs Louisiana Tech (11/09/2021)
	.833	(5-6)	Keon Ellis vs Miami (FL) (N) (11/28/2021)
<b>FREE THROWS MADE</b>	9		Jaden Shackelford at Auburn (02/01/2022)
	9		Jaden Shackelford vs LSU (01/19/2022)
<b>FREE THROW ATTEMPTS</b>	11		Jaden Shackelford vs LSU (01/19/2022)
	11		Jahvon Quinerly vs Drake (N) (11/26/2021)
<b>FREE THROW PERCENTAGE (min 3 made)</b>	1.000	(7-7)	Jaden Shackelford vs Missouri (01/22/2022)
	1.000	(5-5)	Jahvon Quinerly vs Baylor (01/29/2022)
	1.000	(5-5)	Keon Ellis vs LSU (01/19/2022)
	1.000	(5-5)	Keon Ellis at Mississippi St. (01/15/2022)
	1.000	(5-5)	Keon Ellis vs Louisiana Tech (11/09/2021)
	1.000	(4-4)	Jahvon Quinerly at Auburn (02/01/2022)
	1.000	(4-4)	Darius Miles at Mississippi St. (01/15/2022)
	1.000	(4-4)	Noah Gurley vs Auburn (01/11/2022)
	1.000	(4-4)	Jahvon Quinerly vs Auburn (01/11/2022)
	1.000	(4-4)	Jaden Shackelford at Missouri (01/08/2022)
	1.000	(4-4)	Juwan Gary at Florida (01/05/2022)
	1.000	(4-4)	Keon Ellis vs Jacksonville St. (12/18/2021)
	1.000	(4-4)	Keon Ellis vs Houston (12/11/2021)
	1.000	(4-4)	Jahvon Quinerly vs Gonzaga (N) (12/04/2021)
	1.000	(4-4)	JD Davison vs Gonzaga (N) (12/04/2021)
	1.000	(4-4)	Keon Ellis vs Oakland (11/19/2021)
	1.000	(3-3)	Jaden Shackelford vs Oakland (11/19/2021)
	1.000	(3-3)	Darius Miles vs Oakland (11/19/2021)
<b>REBOUNDS</b>	13		Keon Ellis vs South Dakota St. (11/12/2021)
	10		Noah Gurley vs Tennessee (12/29/2021)
	10		Keon Ellis vs Jacksonville St. (12/18/2021)
	10		Juwan Gary vs Drake (N) (11/26/2021)
	10		Jaden Shackelford vs Iona (N) (11/25/2021)
	10		Jaden Shackelford vs South Alabama (11/16/2021)
	10		Juwan Gary vs Louisiana Tech (11/09/2021)
	10		Juwan Gary vs Louisiana Tech (11/09/2021)
<b>ASSISTS</b>	10		JD Davison at Memphis (12/14/2021)
	10		JD Davison vs Miami (FL) (N) (11/28/2021)
<b>STEALS</b>	4		Keon Ellis at Georgia (01/25/2022)
	4		Jaden Shackelford vs LSU (01/19/2022)
	4		Keon Ellis vs Auburn (01/11/2022)
	4		Keon Ellis at Missouri (01/08/2022)
	4		Keon Ellis at Florida (01/05/2022)



## 2021-22 ALABAMA INDIVIDUAL HIGHS



2021-22 Alabama Men's Basketball  
Player Highs Analysis  
All games

Page 2/4  
as of Feb 02, 2022

## Alabama - Individual Game Highs

BLOCKED SHOTS	6	Charles Bediako vs Gonzaga (N) (12/04/2021)
	5	Charles Bediako vs Jacksonville St. (12/18/2021)
	5	Charles Bediako vs South Alabama (11/16/2021)
TURNOVERS	8	JD Davison vs Tennessee (12/29/2021)
	7	JD Davison vs Drake (N) (11/26/2021)
FOULS	5	James Rojas at Georgia (01/25/2022)
	5	Noah Gurley at Mississippi St. (01/15/2022)
	5	Keon Ellis vs Auburn (01/11/2022)
	5	Noah Gurley at Florida (01/05/2022)
	5	Charles Bediako vs Jacksonville St. (12/18/2021)
	5	Juwan Gary at Memphis (12/14/2021)
	5	Noah Gurley vs Houston (12/11/2021)
	5	Charles Bediako vs Houston (12/11/2021)
	5	Charles Bediako vs Louisiana Tech (11/09/2021)



## 2021-22 OPPONENT INDIVIDUAL HIGHS


**2021-22 Alabama Men's Basketball**  
**Player Highs Analysis**  
**All games**

 Page 3/4  
 as of Feb 02, 2022
**Opponent - Individual Game Highs**

<b>POINTS</b>	31		Jamal Cain vs Oakland (11/19/2021)
	30		Kobe Brown at Missouri (01/08/2022)
	26		Tari Eason vs LSU (01/19/2022)
	25		Jabari Smith vs Auburn (01/11/2022)
	25		Marcus Sasser vs Houston (12/11/2021)
<b>FIELD GOALS MADE</b>	10		Luka Brajkovic vs Davidson (N) (12/21/2021)
	10		Drew Timme vs Gonzaga (N) (12/04/2021)
	10		Jamal Cain vs Oakland (11/19/2021)
<b>FIELD GOAL ATTEMPTS</b>	25		Marcus Sasser vs Houston (12/11/2021)
	23		Jamal Cain vs Oakland (11/19/2021)
<b>FIELD GOAL PERCENTAGE (min 5 made)</b>	.778	(7-9)	Jalen Duren at Memphis (12/14/2021)
	.727	(8-11)	Michael Jones vs Davidson (N) (12/21/2021)
<b>3 PT FG MADE</b>	5		Jarron Coleman vs Missouri (01/22/2022)
	4		Adam Flagler vs Baylor (01/29/2022)
	4		Jarron Coleman at Missouri (01/08/2022)
	4		Hyunjung Lee vs Davidson (N) (12/21/2021)
	4		Marcus Sasser vs Houston (12/11/2021)
	4		Kayo Goncalves vs South Alabama (11/16/2021)
<b>3 PT FG ATTEMPTS</b>	14		Marcus Sasser vs Houston (12/11/2021)
	14		Kayo Goncalves vs South Alabama (11/16/2021)
<b>3 PT FG PERCENTAGE (min 2 made)</b>	1.000	(3-3)	Michael Jones vs Davidson (N) (12/21/2021)
	1.000	(2-2)	Dale Bonner vs Baylor (01/29/2022)
	1.000	(2-2)	Jaxon Etter at Georgia (01/25/2022)
	1.000	(2-2)	Tari Eason vs LSU (01/19/2022)
	1.000	(2-2)	Brandon McKissic at Florida (01/05/2022)
<b>FREE THROWS MADE</b>	10		Jabri Abdur-Rahim at Georgia (01/25/2022)
	10		Kobe Brown at Missouri (01/08/2022)
<b>FREE THROW ATTEMPTS</b>	11		Jabri Abdur-Rahim at Georgia (01/25/2022)
	11		Kobe Brown at Missouri (01/08/2022)
	11		Jamal Cain vs Oakland (11/19/2021)
<b>FREE THROW PERCENTAGE (min 3 made)</b>	1.000	(9-9)	Shakeel Moore at Mississippi St. (01/15/2022)
	1.000	(6-6)	Isaiah Wong vs Miami (FL) (N) (11/28/2021)
	1.000	(5-5)	Wendell Green Jr. at Auburn (02/01/2022)
	1.000	(5-5)	Marcus Sasser vs Houston (12/11/2021)
	1.000	(4-4)	Kendall Brown vs Baylor (01/29/2022)
	1.000	(4-4)	Allen Flanigan vs Auburn (01/11/2022)
	1.000	(4-4)	Emoni Bates at Memphis (12/14/2021)
	1.000	(4-4)	Trey Townsend vs Oakland (11/19/2021)
	1.000	(3-3)	Braelen Bridges at Georgia (01/25/2022)
	1.000	(3-3)	Darian Adams vs Jacksonville St. (12/18/2021)
<b>REBOUNDS</b>	18		Baylor Scheierman vs South Dakota St. (11/12/2021)
	13		Kobe Brown at Missouri (01/08/2022)
	13		J'Wan Roberts vs Houston (12/11/2021)
<b>ASSISTS</b>	8		Foster Loyer vs Davidson (N) (12/21/2021)
	7		James Akinjo vs Baylor (01/29/2022)
<b>STEALS</b>	4		Walker Kessler at Auburn (02/01/2022)
	4		Landers Nolley II at Memphis (12/14/2021)
	4		Berrick JeanLouis vs Iona (N) (11/25/2021)
	4		Javon Franklin vs South Alabama (11/16/2021)
<b>BLOCKED SHOTS</b>	8		Walker Kessler at Auburn (02/01/2022)
	4		Mwani Wilkinson vs LSU (01/19/2022)
	4		Jabari Smith vs Auburn (01/11/2022)
	4		Dylan Cardwell vs Auburn (01/11/2022)
	4		Chet Holmgren vs Gonzaga (N) (12/04/2021)

## 2021-22 OPPONENT INDIVIDUAL HIGHS



2021-22 Alabama Men's Basketball  
Player Highs Analysis  
All games

Page 4/4  
as of Feb 02, 2022

## Opponent - Individual Game Highs

TURNOVERS	7	Charles Manning, Jr. vs South Alabama (11/16/2021)
	6	James Akinjo vs Baylor (01/29/2022)
FOULS	5	Braelen Bridges at Georgia (01/25/2022)
	5	Dajuan Gordon vs Missouri (01/22/2022)
	5	Efton Reid vs LSU (01/19/2022)
	5	Tolu Smith at Mississippi St. (01/15/2022)
	5	Walker Kessler vs Auburn (01/11/2022)
	5	Santiago Vescovi vs Tennessee (12/29/2021)
	5	Maros Zeliznak vs Jacksonville St. (12/18/2021)
	5	Roman Penn vs Drake (N) (11/26/2021)
	5	Jay Jay Chandler vs South Alabama (11/16/2021)
	5	Diante Smith vs South Alabama (11/16/2021)
	5	Luke Appel vs South Dakota St. (11/12/2021)
	5	Douglas Wilson vs South Dakota St. (11/12/2021)

## 2021-22 SEASON STATS



### 2021-22 Alabama Men's Basketball Combined Team Statistics All games

 Page 1/1  
as of Feb 02, 2022

## Game Records

Record	Overall	Home	Away	Neutral
ALL GAMES	14-8	10-1	1-5	3-2
CONFERENCE	4-5	3-1	1-4	0-0
NON-CONFERENCE	10-3	7-0	0-1	3-2

## Score by Periods

Team	1st	2nd	OT	TOT
Alabama	822	968	0	1790
Opponents	781	891	0	1672

## Team Box Score

No.	Player				Total		3-Point		F-Throw		Rebounds														
		GP-GS	MIN	AVG	FG-FGA	FG%	3FG-3FGA	3FG%	FT-FTA	FT%	OFF	DEF	TOT	AVG	PF	DQ	A	TO	BLK	STL	PTS	AVG			
5	SHACKELFORD, Jaden	22-22	746:30	33.9	126-309	.408	69-185	.373	66-85	.776	28	98	126	5.7	35	0	34	43	5	21	387	17.6			
13	QUINERLY, Jahvon	22-19	687:49	31.3	119-291	.409	32-128	.250	56-76	.737	10	65	75	3.4	42	0	94	61	3	20	326	14.8			
14	ELLIS, Keon	22-22	682:60	31.0	79-184	.429	42-119	.353	63-72	.875	41	96	137	6.2	61	1	41	32	15	44	263	12.0			
4	GARY, Juwan	18-12	336:59	18.7	59-105	.562	7-30	.233	24-37	.649	38	39	77	4.3	48	1	5	13	10	14	149	8.3			
3	DAVISON, JD	22-3	543:32	24.7	62-131	.473	16-55	.291	40-57	.702	21	72	93	4.2	26	0	90	57	9	17	180	8.2			
0	GURLEY, Noah	22-8	414:06	18.8	64-122	.525	13-45	.289	22-38	.579	34	47	81	3.7	60	3	11	30	16	8	163	7.4			
2	MILES, Darius	20-1	353:23	17.7	44-108	.407	20-58	.345	25-35	.714	25	45	70	3.5	47	0	14	18	13	13	133	6.7			
10	BEDIAKO, Charles	22-21	392:30	17.8	54-85	.635	0-1	.000	27-46	.587	43	50	93	4.2	57	3	15	20	35	16	135	6.1			
33	ROJAS, James	6-2	91:06	15.2	8-22	.364	3-13	.231	9-13	.692	8	10	18	3.0	14	1	3	7	0	7	28	4.7			
15	BARNES, Tyler	3-0	05:43	1.9	2-4	.500	1-2	.500	2-2	1.000	0	1	1	0.3	0	0	1	0	0	0	7	2.3			
22	AMBROSE-HYLTON, Keon	10-0	49:00	4.9	5-11	.455	0-0	.000	1-3	.333	6	3	9	0.9	10	0	4	4	1	1	11	1.1			
21	JOHNSON, Britton	5-0	15:02	3.0	2-7	.286	1-6	.167	0-1	.000	5	1	6	1.2	1	0	0	1	0	0	5	1.0			
1	HOLT, Jusaun	12-0	69:08	5.8	1-13	.077	1-11	.091	0-0	.000	4	11	15	1.3	6	0	2	3	1	0	3	0.3			
24	QUINERLY, Jaden	2-0	03:10	1.6	0-2	.000	0-0	.000	0-2	.000	1	2	3	1.5	1	0	1	0	0	0	0	0.0			
30	COTTRELL, Adam	1-0	01:45	1.8	0-0	.000	0-0	.000	0-0	.000	0	0	0	0.0	0	0	1	0	0	0	0	0.0			
35	TCHIKOU, Alex	3-0	06:19	2.1	0-2	.000	0-0	.000	0-0	.000	1	3	4	1.3	0	0	0	1	0	0	0	0.0			
12	HEARD, Delaney	1-0	00:59	1.0	0-0	.000	0-0	.000	0-0	.000	0	0	0	0.0	0	0	0	0	0	0	0	0.0			
Team											35	35	70				9								
Total		22	4400		625-1396	.448	205-653	.314	335-467	.717	300	578	878	39.9	408	9	316	299	108	161	1790	81.4			
Opponents		22	4400		593-1359	.436	161-510	.316	325-469	.693	260	535	795	36.1	418	12	263	288	89	155	1672	76.0			

## Team Statistics

	BAMA	OPP
<b>Scoring</b>	<b>1790</b>	<b>1672</b>
Points per game	81.4	76.0
Scoring margin	+5.4	-
<b>Field goals-att</b>	<b>625-1396</b>	<b>593-1359</b>
Field goal pct	.448	.436
<b>3 point fg-att</b>	<b>205-653</b>	<b>161-510</b>
3-point FG pct	.314	.316
3-pt FG made per game	9.3	7.3
<b>Free throws-att</b>	<b>335-467</b>	<b>325-469</b>
Free throw pct	.717	.693
F-Throws made per game	15.2	14.8
<b>Rebounds</b>	<b>878</b>	<b>795</b>
Rebounds per game	39.9	36.1
Rebounding margin	+3.8	-
<b>Assists</b>	<b>316</b>	<b>263</b>
Assists per game	14.4	12.0
<b>Turnovers</b>	<b>299</b>	<b>288</b>
Turnovers per game	13.6	13.1
Turnover margin	-0.5	-
Assist/turnover ratio	1.1	0.9
<b>Steals</b>	<b>161</b>	<b>155</b>
Steals per game	7.3	7.0
<b>Blocks</b>	<b>108</b>	<b>89</b>
Blocks per game	4.9	4.0
<b>Winning streak</b>	<b>0</b>	<b>-</b>
Home win streak	3	-
<b>Attendance</b>	<b>122746</b>	<b>60293</b>
Home games-Avg/Game	11-11159	6-10049
Neutral site-Avg/Game	-	5-7345

## Team Results

Date	Opponent		Score	Att.
11/09/2021	Louisiana Tech	W	93-64	12613
11/12/2021	South Dakota St.	W	104-88	10546
11/16/2021	South Alabama	W	73-68	9038
11/19/2021	Oakland	W	86-59	10330
11/25/2021	vs Iona	L	68-72	2749
11/26/2021	vs Drake	W	80-71	3020
11/28/2021	vs Miami (FL)	W	96-64	3127
12/04/2021	vs Gonzaga	W	91-82	18048
12/11/2021	Houston	W	83-82	10613
12/14/2021	at Memphis	L	78-92	15266
12/18/2021	Jacksonville St.	W	65-59	10064
12/21/2021	vs Davidson	L	78-79	9781
12/29/2021	Tennessee	W	73-68	10427
01/05/2022	at Florida	W	83-70	10210
01/08/2022	at Missouri	L	86-92	10903
01/11/2022	Auburn	L	77-81	13474
01/15/2022	at Mississippi St.	L	76-78	8090
01/19/2022	LSU	W	70-67	10368
01/22/2022	Missouri	W	86-76	10799
01/25/2022	at Georgia	L	76-82	6703
01/29/2022	Baylor	W	87-78	14474
02/01/2022	at Auburn	L	81-100	9121



## 2021-22 SEC STATS


2021-22 Alabama Men's Basketball  
Combined Team Statistics  
In Conference games

Page 1/1  
as of Feb 02, 2022

## Game Records

Record	Overall	Home	Away	Neutral
ALL GAMES	4-5	3-1	1-4	0-0
CONFERENCE	4-5	3-1	1-4	0-0
NON-CONFERENCE	0-0	0-0	0-0	0-0

## Score by Periods

Team	1st	2nd	OT	TOT
Alabama	336	372	0	708
Opponents	348	366	0	714

## Team Box Score

No.	Player				Total		3-Point		F-Throw		Rebounds											
		GP-GS	MIN	AVG	FG-FGA	FG%	3FG-3FGA	3FG%	FT-FTA	FT%	OFF	DEF	TOT	AVG	PF	DQ	A	TO	BLK	STL	PTS	AVG
5	SHACKELFORD, Jaden	9-9	312:46	34.8	49-133	.368	27-79	.342	41-49	.837	10	28	38	4.2	10	0	12	16	1	11	166	18.4
13	QUINERLY, Jahvon	9-6	276:38	30.7	48-128	.375	10-55	.182	24-32	.750	7	29	36	4.0	22	0	36	24	1	6	130	14.4
14	ELLIS, Keon	9-9	274:52	30.5	30-81	.370	18-51	.353	25-30	.833	18	39	57	6.3	33	1	18	11	8	26	103	11.4
0	GURLEY, Noah	9-3	174:26	19.4	31-47	.660	7-15	.467	12-21	.571	17	19	36	4.0	22	2	4	15	7	1	81	9.0
3	DAVISON, JD	9-3	226:01	25.1	21-54	.389	6-25	.240	14-20	.700	4	26	30	3.3	14	0	31	21	5	6	62	6.9
2	MILES, Darius	8-1	144:04	18.0	12-34	.353	7-22	.318	15-19	.789	11	21	32	4.0	20	0	5	10	6	4	46	5.8
4	GARY, Juwan	7-5	112:44	16.1	16-32	.500	1-10	.100	6-9	.667	14	10	24	3.4	21	0	1	2	5	7	39	5.6
10	BEDIAKO, Charles	9-8	144:22	16.0	16-32	.500	0-1	.000	17-24	.708	22	17	39	4.3	17	0	5	7	11	4	49	5.4
33	ROJAS, James	5-1	78:29	15.7	8-22	.364	3-13	.231	7-11	.636	8	7	15	3.0	11	1	3	6	0	5	26	5.2
22	AMBROSE-HYLTON, Keon	3-0	16:49	5.6	2-7	.286	0-0	.000	0-0	.000	2	2	4	1.3	2	0	1	1	0	1	4	1.3
21	JOHNSON, Britton	2-0	09:41	4.8	1-5	.200	0-4	.000	0-1	.000	4	0	4	2.0	1	0	0	1	0	0	2	1.0
1	HOLT, Jusaun	7-0	29:10	4.2	0-4	.000	0-4	.000	0-0	.000	1	4	5	0.7	3	0	1	1	0	0	0	0.0
Team											20	18	38					4				
Total		9	1800		234-579	.404	79-279	.283	161-216	.745	138	220	358	39.8	176	4	117	119	44	71	708	78.7
Opponents		9	1800		241-547	.441	67-208	.322	165-224	.737	112	238	350	38.9	183	6	108	120	49	62	714	79.3

## Team Statistics

	BAMA	OPP
<b>Scoring</b>	<b>708</b>	<b>714</b>
Points per game	78.7	79.3
Scoring margin	-0.7	-
<b>Field goals-att</b>	<b>234-579</b>	<b>241-547</b>
Field goal pct	.404	.441
<b>3 point fg-att</b>	<b>79-279</b>	<b>67-208</b>
3-point FG pct	.283	.322
3-pt FG made per game	8.8	7.4
<b>Free throws-att</b>	<b>161-216</b>	<b>165-224</b>
Free throw pct	.745	.737
F-Throws made per game	17.9	18.3
<b>Rebounds</b>	<b>358</b>	<b>350</b>
Rebounds per game	39.8	38.9
Rebounding margin	+0.9	-
<b>Assists</b>	<b>117</b>	<b>108</b>
Assists per game	13.0	12.0
<b>Turnovers</b>	<b>119</b>	<b>120</b>
Turnovers per game	13.2	13.3
Turnover margin	+0.1	-
Assist/turnover ratio	1.0	0.9
<b>Steals</b>	<b>71</b>	<b>62</b>
Steals per game	7.9	6.9
<b>Blocks</b>	<b>44</b>	<b>49</b>
Blocks per game	4.9	5.4
<b>Winning streak</b>	<b>0</b>	<b>-</b>
Home win streak	2	-
<b>Attendance</b>	<b>45068</b>	<b>45027</b>
Home games-Avg/Game	4-11267	5-9005
Neutral site-Avg/Game	-	0-0

## Team Results

Date	Opponent		Score	Att.
12/29/2021	Tennessee	W	73-68	10427
01/05/2022	at Florida	W	83-70	10210
01/08/2022	at Missouri	L	86-92	10903
01/11/2022	Auburn	L	77-81	13474
01/15/2022	at Mississippi St.	L	76-78	8090
01/19/2022	LSU	W	70-67	10368
01/22/2022	Missouri	W	86-76	10799
01/25/2022	at Georgia	L	76-82	6703
02/01/2022	at Auburn	L	81-100	9121

## 2021-22 RADIO/TV CHART



**NOAH GURLEY**  
FORWARD Gr. • 6-8 • 215  
Fayetteville, Ga.  
(Furman/Fayette County HS)



**JUSAUN HOLT**  
GUARD Fr. • 6-6 • 190  
Tacoma, Wash.  
(St. Francis Day School)



**DARIUS MILES**  
FORWARD So. • 6-6 • 185  
Washington, D.C.  
(IMG Academy)



**JD DAVISON**  
GUARD Fr. • 6-3 • 195  
Latohatchee, Ala.  
(Calhoun HS)



**JUWAN GARY**  
FORWARD So. • 6-6 • 218  
Columbia, S.C.  
(West Charlotte HS)



**JADEN SHACKELFORD**  
GUARD Jr. • 6-3 • 200  
Hesperia, Calif.  
(Hesperia HS)



**CHARLES BEDIAKO**  
CENTER Fr. • 7-0 • 225  
Brampton, Ontario  
(IMG Academy)



**DELANEY HEARD**  
GUARD So. • 6-3 • 198  
Canton, Ga.  
(Oak Hill Academy)



**JAHVON QUINERLY**  
GUARD Jr. • 6-1 • 175  
Hackensack, N.J.  
(Villanova/Hudson Catholic HS)



**KEON ELLIS**  
GUARD Sr. • 6-6 • 175  
Eustis, Fla.  
(Florida SW State/Leesburg HS)



**TYLER BARNES**  
FORWARD Gr. • 6-8 • 210  
Louisville, Ky.  
(St. Xavier HS)




**BRITTON JOHNSON**  
GUARD Sr. • 6-4 • 185  
Mountain Brook, Ala.  
(Mountain Brook HS)




**KEON AMBROSE-HYLTON**  
FORWARD So. • 6-8 • 215  
Toronto, Ontario  
(Andrews Osborne Academy)



**JADEN QUINERLY**  
GUARD So. • 6-0 • 155  
Hackensack, N.J.  
(Ramsey HS)




**NIMARI BURNETT**  
GUARD So. • 6-4 • 190  
Chicago, Ill.  
(Texas Tech/Prolific Prep)



**ADAM COTTRELL**  
GUARD Jr. • 6-3 • 200  
Flowery Branch, Ga.  
(Lakeview Academy)



**JAMES ROJAS**  
FORWARD Sr. • 6-8 • 220  
Jamestown, N.Y.  
(Hutchinson CC/Jamestown HS)



**ALEX TCHIKOU**  
FORWARD R-Fr. • 6-11 • 230  
Paris France  
(Dream City Christian HS)



**NATE OATS**  
HEAD COACH  
3rd Season



**CHARLIE HENRY**  
ASSISTANT COACH  
3rd Season



**BRYAN HODGSON**  
ASSISTANT COACH  
3rd Season



**ANTOINE PETTWAY**  
ASSISTANT COACH  
11th Season