



CRIMSON TIDE

BASKETBALL

21 NCAA Appearances » 15 Combined SEC Titles » 2nd in SEC History in Total League Wins » 2nd in SEC History in Winning Percentage



GAME 27



25/RV ALABAMA VS 4/3 KENTUCKY

FEBRUARY 19, 2022 / 12 P.M. CT / LEXINGTON, KY.
RUPP ARENA (20,500)

TV: CBS

(Play-By-Play: Ian Eagle, Analyst: Bill Raftery)

RADIO: CRIMSON TIDE SPORTS NETWORK | SIRIUS/XM 81/384

Play-By-Play: Chris Stewart, Analyst: Bryan Passink, Engineer: Tom Stipe

CRIMSON TIDE

2021-22 Record	17-9
2021-22 SEC Record	7-6
NET/Ken Pomeroy Rankings	21/20
Leading Scorer	Jaden Shackelford (17.1)
Leading Rebounder	Keon Ellis (5.9)
Leader in Assists	Jahvon Quinerly (4.5)
Leader in Steals	Keon Ellis (1.8)
Leader in Blocks	Charles Bediako (1.7)
Head Coach	Nate Oats
Record at Alabama (Years)	59-31 (3rd)
Career Record (Years)	155-74 (7th)

WILDCATS

2021-22 Record	21-5
2021-22 SEC Record	10-3
NET/Ken Pomeroy Rankings	3/3
Leading Scorer	Oscar Tschiebwe (16.2)
Leading Rebounder	Oscar Tschiebwe (15.3)
Leader in Assists	Sahvir Wheeler (7.1)
Leader in Steals	Oscar Tschiebwe (2.0)
Leader in Blocks	Oscar Tschiebwe (1.4)
Head Coach	John Calipari
Record at Kentucky (Years)	360-98 (13th)
Career Record (Years)	805-238 (30th)

NUGGETS YOU NEED TO KNOW

- Alabama is set to take on its sixth AP Top-5 opponent of the year when it travels to Lexington, Ky., to take on No. 4/3 Kentucky Saturday at noon CT on CBS. The two teams will meet for the second time in two weeks as the Wildcats captured a 66-55 victory over the Crimson Tide in Coleman Coliseum back on Feb. 5.
- In its last visit to Rupp Arena, Alabama defeated Kentucky 85-65 which snapped the Tide's eight-game losing streak in the historic venue. It was also the largest win by a UA team in Lexington since winning by 23 points (94-71) on Feb. 23, 1974. Alabama will be looking to accomplish another first in the series this Saturday as the Tide has never won consecutive games in Lexington or Rupp Arena (11-58 playing at Kentucky).
- The Crimson Tide will face its ninth ranked opponent of the season this Saturday, all of which have been ranked inside the AP Top 15 (5-3 vs. ranked teams). The nine top-15 opponents matches Oklahoma for the most by any team in the nation.
- Saturday's game will also mark the sixth time UA has faced a team ranked in the AP Top-5, going 2-3 in those contests. According to College B-Ball Ref (@collegebb_ref), Alabama's six games against AP Top-5 opponents are the most in a regular season since Ohio State played six in 2012-13 (No. 2 Duke, No. 2 Michigan, No. 3 Michigan, No. 1 Indiana, No. 4 Michigan State, No. 2 Indiana).
- NET RANKING FACTS:** Alabama has a NET Ranking of No. 21 in the nation as of 2/17 which is fifth-best in the SEC... UA is the only team in the nation to have defeated four teams among the NET Top 10 (No. 1 Gonzaga, No. 4 Houston, No. 6 Baylor and No. 9 Tennessee)... Of the five games remaining on the regular-season slate, two are Q1 opponents and two are Q2 ... UA is tied for the third nationally in total number of Quad 1 with seven (only five teams have more)... Alabama is the only team in the nation to have not played a Quad 4 opponent.
- The Tide's schedule ranks No. 1 in the nation in every major rating system including: Average Opponent NET Ranking, KenPom.com, ESPN BPI, Sagarin Rankings and RealTimeRPI.
- UP NEXT:** Alabama will remain on the road as it travels to Nashville, Tenn., where the Crimson Tide will take on the Vanderbilt Commodores on Tuesday night at 8 p.m. CT. That contest, which will be televised on SEC Network, will be the only meeting between the two teams in the regular season.

2021-22 SCHEDULE

OPPONENT	TV	TIME
OCTOBER		
24 LOUISIANA (EXH)		W, 73-68
NOVEMBER		
9 LOUISIANA TECH	SEC Network	W, 93-64
12 SOUTH DAKOTA STATE	SECN+	W, 104-88
16 SOUTH ALABAMA	SECN+	W, 73-68
19 OAKLAND	SECN+	W, 86-59
25 vs. Iona ¹	ESPN2	L, 68-72
26 vs. Drake ¹	ESPNU	W, 80-71
28 vs. Miami ¹	ESPNU	W, 96-64
DECEMBER		
4 vs. ^{3/3} Gonzaga ²	ESPN2	W, 91-82
11 ^{14/13} HOUSTON	ESPN2	W, 83-82
14 at Memphis	ESPN	L, 78-92
18 JACKSONVILLE ST	SEC Network	W, 65-59
21 vs. Davidson ³	SECN+	L, 78-79
29 ^{14/15} TENNESSEE*	ESPN2	W, 73-68
JANUARY		
5 at Florida*	ESPN2	W, 83-70
8 at Missouri*	SEC Network	L, 86-92
11 ^{4/4} AUBURN*	ESPN	L, 77-81
15 at Mississippi State*	SEC Network	L, 76-78
19 ^{13/16} LSU*	ESPN2	W, 70-67
22 MISSOURI*	SEC Network	W, 86-76
25 at Georgia*	SEC Network	L, 76-82
29 ^{4/4} BAYLOR ³	ESPN	W, 87-78
FEBRUARY		
1 at ^{1/1} Auburn*	ESPN	L, 81-100
5 ^{5/7} KENTUCKY*	ESPN	L, 55-66
9 at Ole Miss*	SEC Network	W, 97-83
12 ARKANSAS*	SEC Network	W, 68-67
16 MISSISSIPPI STATE*	ESPN2	W, 80-75
19 at ^{4/3} Kentucky*	CBS	12 p.m.
22 at Vanderbilt*	SEC Network	8 p.m.
26 SOUTH CAROLINA	SEC Network	5 p.m.
MARCH		
2 TEXAS A&M*	SEC Network	6 p.m.
5 at LSU*	CBS	11 a.m.
9-13 at SEC Tournament ⁴	TBA	TBA

- 1 ESPN Events Invitational (Orlando)
- 2 Battle in Seattle (Seattle, Wash.)
- 3 C.M. Newton Classic (Birmingham, Ala.)
- 4 Big 12/SEC Challenge
- 5 SEC Tournament (Tampa, Fla.)
- * Southeastern Conference game

BOLD indicates home game

Follow us: Twitter, Instagram and Facebook at @AlabamaMBB



Follow ALABAMA MEN'S BASKETBALL on the social media sites listed for up-to-date news, exclusive content and more.

2021-22 OVERALL RECORDS • 17-9 / SEC • 7-6 / HOME • 12-2 / AWAY • 2-5 / NEUTRAL • 3-2
 PREVIOUS GAME STARTERS HIGHLIGHTED IN SHADED BOX

0		NOAH GURLEY	LAST GAME: 2 pts, 1 reb, 1 blk vs. Mississippi State						SEASON HIGHS
		F • 6-8 • 210 • Gr. • Fayetteville, Ga.	NOTES: High profile transfer from Furman ... made 83 starts in 88 games, including 62 consecutive ... career totals of 1,113 points, 405 rebounds, 59 double-figure scoring contests and 14 games of scoring 20 or more ... finished his Furman career as a three-time All-SoCon honoree and named to 2021 All-SoCon All-Tournament Team.						Pts: 20 vs. Tennessee (12/29/21) Rebs: 10 vs. Tennessee (12/29/21) Asts: 2 vs. La Tech (11/9/21) Blks: 2 3x, last at Ole Miss (2/9/22)
1		JUSAUN HOLT	LAST GAME: 1 reb, 4 mins vs. Mississippi State						SEASON HIGHS
		G • 6-6 • 190 • Fr. • Roswell, Ga.	NOTES: Four-star signee and No. 5 ranked player overall in Georgia by Rivals ... good size for a wing and deep-shooting ability... helped lead St. Francis HS to back-to-back state titles ... earned second team All-Region honors and selected to AJC North Fulton second team ... first recruit to come out of Atlanta since Collin Sexton.						Pts: 3 2x, last vs. Arkansas (2/12/22) Rebs: 6 at Ole Miss (2/9/22) Asts: 3 at Ole Miss (2/9/22) Stls:
2		DARIUS MILES	LAST GAME: 12 pts, 7 rebs, 3 stls vs. Mississippi State						SEASON HIGHS
		F • 6-6 • 185 • So. • Washington, D.C.	NOTES: Played in 17 contests last year ... showed flashes of his ability to finish in transition with a dunk on Sportscenter Top-10 ... IMG Academy product ranked 26th-best small forward in the nation by Rivals ... a wiry, aggressive player who can slash to the basket ... capable of making the three-point shot.						Pts: 14 at Miss. State (1/15/22) Rebs: 9 vs. Auburn (11/1/22) Asts: 2 3x, last at Missouri (1/8/22) Stls: 3 2x, last vs. Miss. State (2/16/22)
3		JD DAVISON	LAST GAME: 7 pts, 10 rebs vs. Mississippi State						SEASON HIGHS
		G • 6-3 • 175 • Fr. • Letohatchee, Ala.	NOTES: Extremely athletic and explosive with creative finishing and a strong will to win ... consensus five-star and one of the highest-rated recruits to sign with Alabama ... ranked No. 9 overall and No. 1 point guard in the nation by 247Sports ... 2021 McDonald's All-American ... 5th-ever to repeat as Alabama's Mr. Basketball.						Pts: 20 vs. Gonzaga (12/4/21) Rebs: 10 vs. Miss. State (2/16/22) Asts: 10 2x, last at Memphis (12/14/21) Stls: 3 2x, last vs. Kentucky (2/5/22)
4		JUWAN GARY	LAST GAME: 2 pts, 2 rebs vs. Mississippi State						SEASON HIGHS
		F • 6-6 • 218 • R-So. • Columbia, S.C.	NOTES: Strong, athletic power forward who sat out the 2019-20 season after suffering a knee injury ... strong around the post and gives the Tide another big body inside ... capable of playing outside the arc but specializes inside the paint and on the boards ... came to Alabama as a top-100 recruit (No. 64 by ESPN).						Pts: 19 2x, last at Florida (1/5/21) Rebs: 10 2x, last vs. Drake (11/26/21) Asts: 2 vs. Kentucky (2/5/22) Stls: 3 2x, last vs. Tennessee (12/20/21)
5		JADEN SHACKELFORD	LAST GAME: 12 pts, 8 rebs, 4 asts vs. Mississippi State						SEASON HIGHS
		G • 6-3 • 200 • Jr. • Hesperia, Calif.	NOTES: One of the top shooters in the SEC ... does everything else right-handed but is a left-handed shooter ... Jerry West Award Watch List and Preseason First Team All-SEC ... leading returning scorer ... poised to become the 53rd UA player to score 1,000 points (927) ... terrific finisher around the rim ... led team in FTs made and att.						Pts: 28 vs. Gonzaga (12/4/21) Rebs: 10 2x, last vs. Iona (11/25/21) Asts: 5 vs. Baylor (1/29/22) Stls: 4 vs. LSU (1/19/22)
10		CHARLES BEDIAKO	LAST GAME: 15 pts, 5 rebs, 6 blks vs. Mississippi State						SEASON HIGHS
		C • 7-0 • 215 • Fr. • Brampton, Ontario.	NOTES: One of two UA players from Canada ... a rim protector on defense and ability to run the floor ... considered a solid NBA prospect ... has the ability to play high above the rim and is a good rebounder ... competed for UPLAY Canada where he was teammates with Alabama freshmen Keon Ambrose-Hylton.						Pts: 15 vs. Miss. State (2/16/22) Rebs: 8 2x, last vs. Kentucky (2/5/22) Asts: 2 3x, last at Miss. State (1/15/22) Blks: 6 2x, last vs. Miss. State (2/16/22)
13		JAHVON QUINERLY	LAST GAME: 21 pts, 8 asts, 2 blks vs. Mississippi State						SEASON HIGHS
		G • 6-1 • 175 • Jr. • Hackensack, N.J.	NOTES: 2021 SEC Tournament MVP ... garnered Preseason First Team All-SEC and Coasty Award Watch List honors ... shifty, quick guard with strong ball-handling skills ... one of the top shooters in the SEC ... helped create the "Jelly" fad & has over 435k followers on Instagram and is Alabama's top-followed student-athlete.						Pts: 26 vs. SDSU (11/12/21) Rebs: 6 2x, last vs. Auburn (1/11/22) Asts: 8 4x, last vs. Miss. State (2/16/22) Stls: 2 4x, last vs. Baylor (1/29/22)
14		KEON ELLIS	LAST GAME: 3 rebs vs. Mississippi State						SEASON HIGHS
		G • 6-6 • 170 • Sr. • Eustis, Fla.	NOTES: Smooth yet underrated 2-guard ... team's top two-way player with the ability to put up big numbers this season ... NBA Draft prospect ... brings a veteran quality to UA after spending two years at Florida SW State ... NJCAA All-America honors and No. 1 JUCO player in the nation in '20 ... older brother played basketball Jacksonville.						Pts: 22 vs. Miami (11/28/21) Rebs: 13 vs. SDSU (11/12/21) Asts: 5 vs. Tennessee (12/29/21) Stls: 4 3x, last vs. Auburn (1/11/22)
21		BRITTON JOHNSON	LAST GAME: DNP vs. Mississippi State						SEASON HIGHS
		G • 6-4 • 185 • Sr. • Birmingham, Ala.	NOTES: A walk-on who is in his fifth season at the University of Alabama ... was invited back for his "super" senior year after earning an undergraduate degree in business management in May of 2021 ... currently pursuing a master's in sport hospitality this year before entering law school next fall.						Pts: 2 vs. Missouri (1/22/22) Rebs: 3 vs. Missouri (1/22/22) Asts: Stls:
22		KEON AMBROSE-HYLTON	LAST GAME: DNP vs. Mississippi State						SEASON HIGHS
		F • 6-8 • 210 • So. • Toronto, Ontario	NOTES: Athletic and powerful big man ... high motor and can run the floor ... blue-collar work ethic and is always the first one in the gym ... strength is around the rim where he uses his explosiveness and athletic ability ... teammates with fellow Canadian Charles Bediako at UPlay ... rated as one of the top prep players in all of Canada.						Pts: 5 vs. Miami (11/28/21) Rebs: 3 at Florida (1/5/22) Asts: 2 vs. La Tech (11/9/21) Blks: 1 vs. La Tech (11/9/21)
33		JAMES ROJAS	LAST GAME: 9 pts, 1 reb vs. Mississippi State						SEASON HIGHS
		F • 6-8 • 220 • Sr. • Jamestown, N.Y.	NOTES: Injured knee and is sidelined until late-December ... effective around the basket and can knock down threes ... strong post-presence and solid post-defender ... plays with a toughness and a chip on his shoulder ... JUCO All-America at Hutchison CC ... from same hometown at assistant coach Bryan Hodgson.						Pts: 9 vs. Miss. State (2/16/22) Rebs: 6 vs. Missouri (1/22/22) Asts: 2 at Georgia (1/25/22) Stls: 2 2x, last vs. Baylor (1/29/22)

LAST TIME OUT: ALABAMA 80, MISSISSIPPI STATE 75 | TUSCALOOSA, ALA. | 2/16/22

Mississippi St. - 75													Record: 14-11 (5-7)							
NO.	Name	Min	FG M-A	3P M-A	FT M-A	Rebounds OR DR TOT	Fouls PF FD	TP	AS	TO	ST	Blocks BS BA +/-								
10	Garrison Brooks	F 32:29	2-5	0-1	4-4	2 4 6	4 2	8	0	1	0	4 0 -1								
13	D.J. Jeffries	F 32:03	6-15	1-4	2-2	1 5 6	0 1	15	2	1	1	0 0 -8								
35	Tolu Smith	F 16:56	2-6	0-0	0-0	1 2 3	5 1	4	0	2	0	1 3 -3								
1	Iverson Molinar	G 34:39	7-20	1-5	7-8	2 0 2	1 4	22	4	1	3	0 1 -4								
5	Cam Carter	G 28:09	4-12	3-6	4-4	0 2 2	4 2	15	3	1	1	0 3 0								
2	Javian Davis	09:56	0-1	0-0	0-0	0 0 0	2 1	0	1	0	1	0 0 -2								
3	Shakeel Moore	17:52	1-5	1-3	0-0	0 1 1	0 1	3	1	2	0	0 1 -6								
20	Derek Fountain	05:18	0-0	0-0	0-0	0 2 2	1 0	0	0	1	0	0 0 -4								
4	Cameron Matthews	17:51	2-6	0-2	0-1	4 3 7	4 1	4	1	0	1	2 1 -2								
11	Andersson Garcia	04:47	2-2	0-0	0-0	1 0 1	0 1	4	0	0	0	0 0 -1								
Team						3 3 6		0												
Totals						26-72	6-21	17-19	14	22	36	21	14	75	12	9	7	7	9	-5

Alabama - 80													Record: 17-9 (7-6)							
NO.	Name	Min	FG M-A	3P M-A	FT M-A	Rebounds OR DR TOT	Fouls PF FD	TP	AS	TO	ST	Blocks BS BA +/-								
0	Noah Gurley	F 14:44	1-3	0-2	0-0	0 1 1	2 0	2	0	0	0	1 0 -1								
10	Charles Bediako	C 26:57	6-7	0-0	3-7	1 4 5	2 4	15	0	0	0	6 0 0								
5	Jaden Shackelford	G 35:09	5-15	0-6	2-3	3 5 8	2 2	12	4	3	0	0 3 2								
13	Jahvon Quinerly	G 37:26	8-16	3-8	2-2	0 2 2	0 2	21	8	2	0	2 2 8								
14	Keon Ellis	G 23:30	0-8	0-7	0-0	1 2 3	3 2	0	1	1	1	0 0 -6								
2	Darius Miles	20:48	3-5	2-4	4-4	1 6 7	2 4	12	1	1	3	0 0 2								
3	JD Davison	17:49	2-4	0-2	3-3	1 9 10	0 3	7	1	3	1	0 0 0								
33	James Rojas	11:36	2-4	1-1	4-4	1 0 1	2 4	9	0	1	0	0 2 12								
4	Juwon Gary	07:32	1-1	0-0	1-1	1 2 1	0 0	2	0	1	1	0 0 2								
1	Jusaun Holt	04:29	0-0	0-0	0-0	1 0 1	0 0	0	0	0	0	0 0 0								
Team						5 3 8		0												
Totals						28-63	6-30	18-23	15	33	48	16	21	80	15	14	6	9	7	5

Shooting By Period	
1st FG%	11-34 32.4%
3PT%	0-4 0.0%
FT%	8-9 88.9%
2nd FG%	15-38 39.5%
3PT%	6-17 35.3%
FT%	9-10 90%
GM FG%	26-72 36.1%
3PT%	6-21 28.6%
FT%	17-19 89.5%

Shooting By Period	
1st FG%	13-31 41.9%
3PT%	3-15 20.0%
FT%	5-7 71.4%
2nd FG%	15-32 46.9%
3PT%	3-15 20.0%
FT%	19-16 81.3%
GM FG%	28-63 44.4%
3PT%	6-30 20.0%
FT%	18-23 78.3%

Technical Fouls: NONE	
-----------------------	--

Technical Fouls: Coach 2 nd 9:18 Coach 2 nd 8:34	
--	--

Biggest lead	
MSU	7 (2 nd 7:45)
Bama	9 (2 nd 0:57)

Best Scoring Run	
MSU	6 (2 nd 9:18)
Bama	11 (2 nd 0:57)

Lead Changes	
MSU	3
Bama	8

Times Tied	
MSU	8
Bama	8

Time with Lead	
MSU	05:54
Bama	29:00

Points from	
MSU	10
Bama	11

Turnovers	
MSU	30
Bama	44

Paint	
MSU	12
Bama	16

Second Chance	
MSU	4
Bama	10

Fast Breaks	
MSU	11
Bama	30

Bench	
MSU	30
Bama	80

TUSCALOOSA, Ala. – The No. 25 Alabama men’s basketball team went on an 18-2 second half run to take down Mississippi State, 80-75, Wednesday night inside Coleman Coliseum. It marked the Crimson Tide’s third consecutive victory and fourth win over the last six contests.

Four UA players reached double figures led by Jahvon Quinerly’s 21 points and eight assists while center Charles Bediako scored a career high 15 points, including six dunks, and matched a season-best of six blocked shots. Darius Miles and Jaden Shackelford also scored in double figures with 12 points apiece.

With the win, the Crimson Tide (17-9, 7-6 SEC) and Bulldogs (14-11, 5-7) split its season series with each team winning on its home floor (MSU defeated Alabama 78-76 back on Jan. 15).

HEAD COACH NATE OATS POSTGAME COMMENTS

“Our guys answered the bell tonight. I screwed up with the referees and I got tossed. I thought the staff did a great job. Charlie (Henry), (Antoine) Pettway and Bryan (Hodgson) came together and rallied our guys. After they scored the first two times, we went on an 18-2 run. So, I thought their energy picked up and we played hard. I’m proud of our guys for figuring out a way to win when we didn’t shoot well. We only hit 20 percent from three. Keon (Ellis) and Shack, two of our better shooters, didn’t make a single one. They went 0-of-13 combined from three. Somehow, we still figured out a way to win the game. I thought Quinerly was aggressive tonight and Charles is just getting better and better every game. There’s a lot of positives. We outrebounded one of the best rebounding teams in the league, in the country. Our guards needed to rebound and they showed up big in the rebounding department. We made some free throws late and closed the game out. I’m happy for our guys and with the effort, especially late in the game.

TEAM STATS

- Quinerly recorded his fourth game this season of 20 or more points and set a career high with two blocks
- Mississippi State came into the game as one of the top rebounding teams in the county, however, Alabama owned a 48-36 advantage on the glass as freshman JD

- Davison led the way with a career-high 10 boards
- Alabama outscored Mississippi State 44-30 in the paint
- Alabama closed the game by making 8-of-9 free throws down the stretch to seal the win
- James Rojas led the Tide with a +12 in plus/minus while Bediako earned the Hard Hat Award

FIRST HALF

- Alabama held a narrow advantage through the opening 10 minutes of play after a three from Quinerly gave the Tide an early 7-4 lead
- After four consecutive points from the Bulldogs tied the score at 16-16 at the 10:18 mark, UA went on a 10-2 run to take an eight-point lead (26-18) with 7:54 to play in the half
- Alabama would go on to take a 34-30 advantage into the locker room
- Eight of the Tide’s 10 first half players contributed to its 34 points led by Shackelford’s seven points and Bediako’s six points, five rebounds and five blocked shots
- Alabama made 13-of-31 from the floor, while owning a 24-19 advantage on the glass
- UA’s defense kept the Bulldogs scoreless from beyond the arc, as Mississippi State was 0-of-4 from distance

SECOND HALF

- Quinerly paced the team in the opening five minutes, putting up nine of Alabama’s opening 13 points in the second stanza
- After a MSU timeout, the Bulldogs went on an 11-4 spurt to tie the game at 47-47 at the 15:08 mark
- Mississippi State gained the advantage for the first time since the opening three minutes of action with a 12-2 run over a 3:09 span, taking a 64-57 advantage with 7:45 to play which included four straight free throws followed by a double technical and ejection for head coach Nate Oats with just over eight minutes remaining
- Trailing by seven, the Tide scored seven unanswered points which jumpstarted an 18-2 run over the next 6:48 minutes of action to regain the lead at 75-66 with 57 seconds to play
- The two teams traded points in final minute with Alabama hitting 5-of-6 from the charity stripe to stave off Mississippi State and take a five-point win

2021-22 TOP PERFORMANCES

CATEGORY	ALABAMA	OPPONENTS
Points	30 by Jaden Shackelford at Ole Miss, 2/9/22	33, Jarkel Joiner, Ole Miss, 2/9/22
Field Goals Made	11 by Jahvon Quinerly vs. South Dakota State, 11/12/21	12, Jarkel Joiner, Ole Miss, 2/9/22
Field Goal Attempts	24 by Jahvon Quinerly vs. South Dakota State, 11/12/21	25, Marcus Sasser, Houston, 12/11/21
3-Pointers Made	8 by Jaden Shackelford at Ole Miss, 2/9/22	6, Jarkel Joiner, Ole Miss, 2/9/22
3-Pointers Attempted	15 2x, last by Jahvon Quinerly vs. South Dakota State, 11/12/21	14 2x, last by Marcus Sasser, Houston, 12/11/21
Rebounds	13 by Keon Ellis vs. South Dakota State, 11/12/21	18, Baylor Scheierman, South Dakota State, 11/12/21
Assists	10, 2x, last by JD Davison at Memphis, 12/14/21	9, Luis Rodriguez, Ole Miss, 2/9/22
Steals	4 5x, last by Keon Ellis at Georgia, 1/25/22	4, 5x, last by Oscar Tshiebw, Kentucky, 2/5/22
Blocks	6 2x, last by Charles Bediako vs. Mississippi State, 2/16/22	8, Walker Kessler, Auburn, 2/1/22

TIDE

TALE OF THE TAPE

WILDCATS

2021-22	Season	2021-22
17-9	Overall	21-5
7-6	SEC	10-3
6-4	Last 10	8-2
3-2	Last 5	4-1
80.4	PPG	80.6
75.5	OPP PPG	64.7
+4.9	Margin	+15.9
.446	FG%	.485
.428	FG% DEF	.405
.308	3PT%	.354
.320	3PT% DEF	.296
9.0	3PT MPG	6.5
.720	FT%	.730
40.4	RPG	41.1
36.6	OPP RPG	30.3
+3.8	Margin	+10.8
14.5	APG	16.9
14.0	TOs PG	12.0
5.1	BPG	4.2
6.9	SPG	7.1

SERIES HISTORY

Overall Series Record	Kentucky leads, 115-40
Last Five Contests	Kentucky leads, 3-2
Last 10 Contests	Kentucky leads, 7-3
At Kentucky	Kentucky leads, 58-11 (Streak: Alabama won 1)
At Alabama	Kentucky leads, 32-25 (Streak: Kentucky won 1)
At Coleman Coliseum	Kentucky leads, 21-18
Neutral Site	Kentucky leads, 28-5
Series Streak	Kentucky won 1
Last Meeting	Feb. 5, 2022 in Tuscaloosa, Ala. (Kentucky 66, Alabama 55)

ABOUT KENTUCKY

- Kentucky enters the contest sporting an 21-5 overall record on the season and is tied for second in the league standings with a 10-3 record in SEC play. Most recently, the Wildcats had their six-game winning streak snapped with a 76-63 loss at No. 16 Tennessee last Tuesday night. SEC Player of the Year candidate Oscar Tshiebwe finished with 13 points and 15 boards for his eighth-straight double-double and his 20th over the season (second in the nation).
- Kentucky enters the contest ranked No. 4 in the Associated Press and No. 3 in the USA Today Coaches polls. Ken Pomeroy ranks the Wildcats No. 3 overall, which also lists UK No. 6 in offensive efficiency and No. 13 in defensive efficiency. UK also checks in at No. 3 in the NCAA NET rankings (as of 2/16).
- Tshiebwe leads the nation in rebounding (15.3 rpg) and offensive rebounding (5.3 per game). He also ranks second nationally in defensive rebounds a game (10.0). Freshman TyTy Washington Jr. is second in scoring (12.4 ppg) and assists (4.1) while graduate student Kellen Grady averages 11.8 points a game and leads the SEC at 43.4 percent shooting from beyond the arc (75-of-173).
- Point guard and Georgia transfer Sahvir Wheeler steers the Kentucky attack, averaging 7.1 assists per game, which not only leads the SEC but ranks third in the nation, and 9.6 points a game. Meanwhile, Keion Brooks Jr. (11.8 ppg) and Davion Mintz (9.0 ppg) each contribute on the offensive end of the floor.
- As a team, Kentucky leads the nation in rebounding margin (+10.8) and rank seventh nationally in total rebounds per game (41.1). Offensively, the Wildcats rank fifth in the nation in scoring margin (+15.9, 80.6-64.7), 11th in assists per game (16.9), 13th in scoring offense, 14th in offensive rebounding (13.2) and 15th in field goal percentage (48.5 percent). Defensively, UK is allowing the opposition to shoot 40.5 percent from the floor and 29.6 percent from beyond the arc, which ranks 24th nationally.
- Kentucky head coach John Calipari comes into Saturday's game with a career record of 805-238 (.772) in his 30th season at the helm of the men's basketball program. Now in his 13th season at UK, Calipari owns a record of 360-98 (.786).

ASSOCIATED PRESS POLL

WEEK 15 (FEB. 14)				
Rank	Team (FPV)	Record	Points	Prev. Rank
1	Gonzaga (56)	21-1	1,496	2
2	Auburn (4)	23-2	1,413	1
3	Arizona	22-2	1,370	4
4	Kentucky	21-4	1,350	5
5	Purdue	22-4	1,163	3
6	Kansas	20-4	1,151	8
7	Baylor	21-4	1,148	10
8	Providence	21-2	1,093	11
9	Duke	21-4	1,073	7
10	Villanova	19-6	911	15
11	Texas Tech	19-6	858	9
12	Illinois	18-6	778	13
13	UCLA	17-5	711	12
14	Houston	20-4	700	6
15	Wisconsin	19-5	631	14
16	Tennessee	18-6	595	19
17	USC	21-4	554	21
18	Ohio State	15-6	503	16
19	Michigan State	18-6	485	17
20	Texas	18-7	410	20
21	Murray State	24-2	290	23
22	Wyoming	21-3	190	NR
23	Arkansas	19-6	158	NR
24	UConn	17-7	112	24
25	Alabama	16-9	80	NR

Others receiving votes: Marquette 77, Xavier 51, Colorado State 29, Saint Mary's 22, LSU 18, Iowa 17, Notre Dame 17, SMU 14, Rutgers 10, Virginia 4, Miami (FL) 3, Boise State 3, Toledo 3, South Dakota State 3, Belmont 2, San Francisco 2, Vermont 1, Wake Forest 1.

USA TODAY/COACHES POLL

WEEK 15 (FEB. 14)				
Rank	Team (FPV)	Record	Points	Prev. Rank
1	Gonzaga (30)	21-2	798	1
2	Auburn (2)	23-2	734	2
3	Kentucky	21-4	731	4
4	Arizona	22-2	725	5
5	Duke	21-4	631	6
6	Kansas	20-4	603	8
7	Purdue	22-4	596	3
8	Baylor	21-4	583	10
9	Providence	21-2	577	11
10	Villanova	19-6	475	15
11	Texas Tech	19-6	451	9
12	Illinois	18-6	441	13
13	Tennessee	18-6	360	18
14	UCLA	17-5	358	12
15	Houston	20-4	351	7
16	Wisconsin	19-5	328	14
17	USC	21-4	288	21
18	Ohio State	15-6	278	16
19	Michigan State	18-6	244	17
20	Texas	18-7	170	20
21	Murray State	24-2	105	24
22	Wyoming	21-3	94	RV
23	Marquette	16-9	87	19
24	UConn	17-7	68	23
	Arkansas	19-6	68	RV

Others receiving votes: Alabama 55, Saint Mary's 45, Colorado State 33, Xavier 20, Notre Dame 18, Wake Forest 16, Miami 14, LSU 8, SMU 7, Loyola Chicago 7, Seton Hall 6, Rutgers 6, Boise State 6, Davidson 4, San Francisco 3, Iowa 2, North Carolina 2, Iowa State 2, TCU 1, Missouri State 1.

ALABAMA IN THE POLLS WEEK-BY-WEEK

WEEK	AP/USA TODAY	WEEK	AP/USA TODAY
PRE	14/13	9	15/20
2	14/-	10	24/25
3	10/9	11	RV (29)/RV (29)
4	16/16	12	RV (27)/RV (26)
5	9/9	13	RV (26)/RV (26)
6	6/8	14	RV (32)/RV (29)
7	10/11	15	25/RV (26)
8	19/19	16	

QUICK FACTS

Location Tuscaloosa, Ala.
Enrollment 38,320
Founded April 12, 1831
Conference Southeastern (West)
Colors Crimson and White
Nickname Crimson Tide
President Dr. Stuart Bell
Director of Athletics Greg Byrne
Faculty Athletics Representative Dr. James King
Sport Administrator J Batt
Arena Coleman Coliseum (14,474)

Coaching Staff

Head Coach Nate Oats
 Alma Mater Maranatha Baptist, 1998
 Record at Alabama 59-31, .656 (3rd Season)
 Career Record 155-74, .677 (7th Season)
 Assistant Coaches Charlie Henry
 Bryan Hodgson
 Antoine Pettway
 Director of Scouting & Analytics Adam Bauman
 Director of Operations Alex Accetta
 Special Asst. to the Head Coach Donovan Kates
 Director of Video Services Derek Rongstad
 Director of Player Development Christian Pino
 Strength and Conditioning ALKcml050Mike Snowden
 Athletic Trainer Clarke Holter
 Nutritionist Amanda Branson
 Mental Skills Coach Dr. Arnie Guin
 Graduate Managers Jamie Baker, Ikenna Smart,
 Jackson Patton, Tayyab Zahid

Team Information

2020-21 Record 26-7
 2020-21 SEC Record 16-2
 2021 Postseason NCAA Tournament (Sweet 16)
 Final Rankings (AP/Coaches) No. 5/No. 5
 2020-21 H/A/N Record 12-1/7-3/7-3
 Starters Returning/Lost 1/4
 Letterwinners Returning/Lost 10/6
 Newcomers (including transfers) 5

Program History

All-Time Record 1,734-1,077-1 (.616)
 SEC Record 822-634 (.565)
 SEC Regular Season Championships 8
 SEC Tournament Record 70-53 (.569)
 SEC Tournament Championships 7
 NCAA Appearances 21 (21-21, .500)
 NIT Appearances 16

Athletics Communications

Director (Basketball Contact) Aaron Jordan
 Office 205-348-6084
 Mobile 205-913-1979
 E-mail ajordan@ia.ua.edu
 Secondary Basketball Contact Stephanie Withey
 E-mail swithey@ia.ua.edu
 Fax 205-348-8841
 Website www.RollTide.com
 Mailing Address 1201 Coliseum Drive - Room 170
 Tuscaloosa, Ala. 35487

2021-22 NUMERICAL ROSTER

No.	Name	Pos.	Ht.	Wt.	Cl.	Major	Hometown (Previous School)
0	Noah Gurley#	F	6-8	210	Gr.	Sport Hospitality	Fayetteville, Ga. (Furman)
1	Jusaun Holt	G	6-6	190	Fr.	Exercise Science	Roswell, Ga. (St. Francis Day School)
2	Darius Miles	F	6-6	185	So.	Communication	Washington, D.C. (IMG Academy)
3	JD Davison	G	6-3	175	Fr.	Business	Letohatchee, Ala. (Calhouns HS)
4	Juwan Gary	F	6-6	218	So.	Communication Studies	Columbia, S.C. (West Charlotte HS)
5	Jaden Shackelford	G	6-3	200	Jr.	Advertising	Hesperia, Calif. (Hesperia HS)
10	Charles Bediako	C	7-0	215	Fr.	Finance	Brampton, Ontario (IMG Academy)
12	Delaney Heard	G	6-3	198	So.	Kinesiology	Canton, Ga. (Oak Hill Academy)
13	Jahvon Quinerly	G	6-1	175	Jr.	General Studies	Hackensack, N.J. (Villanova)
14	Keon Ellis	G	6-6	170	Sr.	Business	Eustis, Fla. (Florida SW State)
15	Tyler Barnes	F	6-8	201	Gr.	Sports Hospitality	Louisville, Ky. (St. Xavier HS)
21	Britton Johnson	G	6-4	183	Sr.	Sport Hospitality	Mountain Brook, Ala. (Mountain Brook HS)
22	Keon Ambrose-Hylton	F	6-8	210	So.	Exercise Science	Toronto, Ontario (Andrews Osborne Academy)
24	Jaden Quinerly	G	6-0	155	So.	Business	Hackensack, N.J. (Ramsey HS)
25	Nimari Burnett%	G	6-4	190	So.	Business	Chicago, Ill. (Texas Tech)
30	Adam Cottrell	G	6-3	200	Jr.	Operations Management	Flowery Branch, Ga. (Lakeview Academy)
33	James Rojas	F	6-8	220	Sr.	Post Graduate	Jamestown, N.Y. (Hutchinson CC)
35	Alex Tchikou^	F	6-11	225	R-Fr.	Business	Paris, France (Dream City Christian)

Graduate transfer

% Transfer and immediately eligible to suit up for the 2021-22 season

^ Injured and was redshirted during the 2020-21 season

2021-22 ALPHABETICAL ROSTER

No.	Name	Pos.	Ht.	Wt.	Cl.	Major	Hometown (Previous School)
22	Keon Ambrose-Hylton	F	6-8	210	So.	Exercise Science	Toronto, Ontario (Andrews Osborne Academy)
15	Tyler Barnes	F	6-8	201	Gr.	Sports Hospitality	Louisville, Ky. (St. Xavier HS)
10	Charles Bediako	C	7-0	215	Fr.	Finance	Brampton, Ontario (IMG Academy)
25	Nimari Burnett%	G	6-4	190	So.	Business	Chicago, Ill. (Texas Tech)
30	Adam Cottrell	G	6-3	200	Jr.	Operations Management	Flowery Branch, Ga. (Lakeview Academy)
3	JD Davison	G	6-3	175	Fr.	Business	Letohatchee, Ala. (Calhouns HS)
14	Keon Ellis	G	6-6	170	Sr.	Business	Eustis, Fla. (Florida SW State)
4	Juwan Gary	F	6-6	218	So.	Communication Studies	Columbia, S.C. (West Charlotte HS)
0	Noah Gurley#	F	6-8	210	Gr.	Sport Hospitality	Fayetteville, Ga. (Furman)
12	Delaney Heard	G	6-3	198	So.	Kinesiology	Canton, Ga. (Oak Hill Academy)
1	Jusaun Holt	G	6-6	190	Fr.	Exercise Science	Roswell, Ga. (St. Francis Day School)
21	Britton Johnson	G	6-4	183	Sr.	Sport Hospitality	Mountain Brook, Ala. (Mountain Brook HS)
2	Darius Miles	F	6-6	185	So.	Communication	Washington, D.C. (IMG Academy)
24	Jaden Quinerly	G	6-0	155	So.	Business	Hackensack, N.J. (Ramsey HS)
13	Jahvon Quinerly	G	6-1	175	Jr.	General Studies	Hackensack, N.J. (Villanova)
33	James Rojas	F	6-8	220	Sr.	Post Graduate	Jamestown, N.Y. (Hutchinson CC)
5	Jaden Shackelford	G	6-3	200	Jr.	Advertising	Hesperia, Calif. (Hesperia HS)
35	Alex Tchikou^	F	6-11	225	R-Fr.	Business	Paris, France (Dream City Christian)

Graduate transfer

% Transfer and immediately eligible to suit up for the 2021-22 season

^ Injured and was redshirted during the 2020-21 season

CLASS

FRESHMAN

Jusaun Holt _____
 JD Davison _____
 Charles Bediako _____
 Alex Tchikou (Redshirt) _____

SOPHOMORES

Darius Miles _____
 Juwan Gary _____
 Delaney Heard _____
 Keon Ambrose-Hylton _____
 Jaden Quinerly _____
 Nimari Burnett _____

JUNIORS

Jaden Shackelford _____
 Jahvon Quinerly _____
 Adam Cottrell _____

SENIORS/GRADUATES

Keon Ellis _____
 Britton Johnson _____
 James Rojas _____
 Noah Gurley (Gr.) _____
 Tyler Barnes (Gr.) _____

PRONUNCIATION GUIDE

PLAYERS

Charles Bediako _____ Bed-EE-ah-koe
 Nimari Burnett _____ Nih-mahr-EE
 Jusaun Holt _____ JU-sahn
 Juwan Gary _____ Juh-WAHN
 Jahvon Quinerly _____ Juh-VON
 James Rojas _____ ROE-hoss
 Alex Tchikou _____ CHEE-koo

COACHES

Adam Bauman _____ BO-man
 Arnie Guin _____ GYOO-in
 Bryan Hodgson _____ HODGE-sun
 Antoine Pettway _____ PETT-way

WHAT'S TRENDING?

LAST 3 (3-0)

No.	Player	Total			3-Point			F-Throw		Rebounds				Other								
		GP-GS	MIN	AVG	FG-FGA	FG%	3FG-3FGA	3FG%	FT-FTA	FT%	OFF	DEF	TOT	AVG	PF	DQ	A	TO	BLK	STL	PTS	AVG
5	SHACKELFORD, Jaden	3-3	104:01	34.7	19-44	.432	9-25	.360	5-9	.556	5	13	18	6.0	7	0	4	10	0	2	52	17.3
3	DAVISON, JD	3-1	71:19	23.8	13-21	.619	3-7	.429	7-9	.778	3	14	17	5.7	3	0	13	11	2	3	36	12.0
13	QUINERLY, Jahvon	3-2	98:12	32.7	14-32	.438	4-13	.308	4-6	.667	0	4	4	1.3	3	0	20	12	2	0	36	12.0
10	BEDIAKO, Charles	3-2	56:12	18.7	11-15	.733	0-0	.000	6-11	.545	3	8	11	3.7	6	0	1	2	9	2	28	9.3
0	GURLEY, Noah	3-2	50:05	16.7	9-20	.450	3-11	.273	0-0	.000	5	7	12	4.0	7	0	1	4	4	1	21	7.0
33	ROJAS, James	3-0	28:25	9.5	5-7	.714	2-2	1.000	8-8	1.000	2	5	7	2.3	9	0	2	2	0	0	20	6.7
14	ELLIS, Keon	3-3	80:12	26.7	7-18	.389	2-11	.182	4-4	1.000	3	9	12	4.0	7	0	5	3	3	2	20	6.7
2	MILES, Darius	3-0	47:19	15.8	4-11	.364	3-9	.333	6-6	1.000	1	13	14	4.7	4	0	2	1	0	3	17	5.7
4	GARY, Juwan	3-2	25:14	8.4	4-7	.571	0-1	.000	2-2	1.000	1	3	4	1.3	3	0	0	1	0	1	10	3.3
1	HOLT, Jusaun	3-0	39:01	13.0	2-4	.500	1-2	.500	0-0	.000	1	9	10	3.3	2	0	3	2	0	0	5	1.7
Team											8	8	16				2					
Total		3	600		88-179	.492	27-81	.333	42-55	.764	32	93	125	41.7	51	0	51	50	20	14	245	81.7
Opponents		3	600		80-209	.383	24-70	.343	41-57	.719	44	69	113	37.7	54	2	41	32	8	20	225	75.0

AWAY GAMES (2-5)

Team Box Score

No.	Player	Total			3-Point			F-Throw		Rebounds				Other								
		GP-GS	MIN	AVG	FG-FGA	FG%	3FG-3FGA	3FG%	FT-FTA	FT%	OFF	DEF	TOT	AVG	PF	DQ	A	TO	BLK	STL	PTS	AVG
5	SHACKELFORD, Jaden	7-7	247:34	35.4	41-97	.423	27-62	.435	25-33	.758	7	22	29	4.1	14	0	9	17	1	9	134	19.1
14	ELLIS, Keon	7-7	204:12	29.2	32-73	.438	15-42	.357	16-18	.889	14	26	40	5.7	21	0	14	12	7	18	95	13.6
13	QUINERLY, Jahvon	7-6	209:44	30.0	34-87	.391	8-38	.211	13-18	.722	7	19	26	3.7	18	0	30	23	0	3	89	12.7
4	GARY, Juwan	6-5	111:11	18.5	18-33	.545	2-9	.222	8-11	.727	9	11	20	3.3	17	1	1	4	3	4	46	7.7
3	DAVISON, JD	7-1	183:40	26.2	20-41	.488	5-16	.313	8-13	.615	6	17	23	3.3	12	0	39	12	6	7	53	7.6
0	GURLEY, Noah	7-1	107:43	15.4	21-36	.583	6-14	.429	2-3	.667	13	10	23	3.3	19	2	1	7	2	1	50	7.1
10	BEDIAKO, Charles	7-7	126:50	18.1	19-34	.559	0-1	.000	10-14	.714	18	17	35	5.0	17	0	6	5	10	7	48	6.9
33	ROJAS, James	4-1	64:18	16.1	6-15	.400	3-8	.375	8-12	.667	5	5	10	2.5	14	1	4	5	0	4	23	5.8
2	MILES, Darius	7-0	96:24	13.8	9-29	.310	7-19	.368	10-10	1.000	6	7	13	1.9	15	0	4	5	4	2	35	5.0
22	AMBROSE-HYLTON, Keon	2-0	09:41	4.8	1-4	.250	0-0	.000	0-0	.000	1	2	3	1.5	2	0	1	1	0	1	2	1.0
1	HOLT, Jusaun	4-0	31:42	7.9	1-2	.500	0-0	.000	0-0	.000	1	8	9	2.3	4	0	4	1	0	0	2	0.5
21	JOHNSON, Britton	1-0	07:01	7.0	0-2	.000	0-2	.000	0-0	.000	1	0	1	1.0	0	0	0	0	0	0	0	0.0
Team											6	15	21				4					
Total		7	1400		202-453	.446	73-211	.346	100-132	.758	94	159	253	36.1	153	4	113	96	33	56	577	82.4
Opponents		7	1400		198-423	.468	52-158	.329	149-201	.741	91	178	269	38.4	121	2	106	89	29	47	597	85.3

WHO'S HOT?



JADEN SHACKELFORD
GUARD Jr. • 6-3 • 200

Hesperia, Calif.
(Hesperia HS)

LAST NINE GAMES:

18.9 PPG
5.3 RPG
1.9 APG
1.3 SPG
35.3 MPG
Five games of 20 or more points



JD DAVISON
GUARD Fr. • 6-3 • 195

Latohatchee, Ala.
(Calhoun HS)

LAST FOUR GAMES:

10.8 PPG
5.8 RPG
3.3 APG
51.6 FG% (16-of-31)
40.0 3FG% (4-of-10)
Named SEC Freshman of the Week (Feb. 14)



CHARLES BEDIAKO
CENTER Fr. • 7-0 • 225

Brampton, Ontario
(IMG Academy)

LAST FOUR GAMES:

10.0 PPG
4.8 RPG
2.5 BPG
19.2 MPG
78.9 FG% (15-of-19)

BLUE COLLAR PTS

ALABAMA BASKETBALL: WHAT YOU NEED TO KNOW

The Hard Hat Award is something created by head coach Nate Oats which is handed out to a Crimson Tide men's basketball player at the end of each game. The Blue Collar point system accumulates over the course of a game with the highest game total receiving the Hard Hat. Deflections, steals, blocks, rebounds and loose balls count for one point. Offensive rebounds are worth 1.5 points, floor dives are two and charges are worth four points. Below is Blue Collar list for each game and cumulative totals from last year:

OPPONENT..... TEAM TOTALHARD HAT AWARD

Louisiana Tech	102	Juwan Gary (20.5)
South Dakota State	94	Keon Ellis (25.5)
South Alabama	102	Charles Bediako (23.5)
Oakland	101	Jaden Shackelford (15.5)
vs. Iona	86	Jahvon Quinerly (14.5)
vs. Drake	95	Juwan Gary (21)
vs. Miami	82.5	JD Davison (13)
vs. Gonzaga	120.5	Darius Miles (22)
Houston	85.5	Juwan Gary (18.5)
at Memphis	102.5	JD Davison (19.5)
Jacksonville State	100	Charles Bediako (22)
vs. Davidson	90	Gurley/Ellis (17)
Tennessee	87.5	Keon Ellis (21)
at Florida	107	Keon Ellis (20.5)
at Missouri	85	JD Davison (14.5)
Auburn	105.5	Keon Ellis (22.5)
at Mississippi State	103.5	Jaden Shackelford (17)
LSU	116.5	Noah Gurley (20.5)
Missouri	107.5	Jaden Shackelford (21.5)
at Georgia	117	James Rojas (21.5)
Baylor	92.5	Jaden Shackelford (28.5)
at Auburn	92	Keon Ellis (16)
Kentucky	97	James Rojas (15.5)
at Ole Miss	84	Noah Gurley (15)
Arkansas	93	Darius Miles/Noah Gurley (14.5)
Mississippi State	103	Charles Bediako (19.5)

HARD HAT WINNERS

Keon Ellis	6
Noah Gurley	4
Jaden Shackelford	4
JD Davison	3
Juwan Gary	3
Charles Bediako	3
James Rojas	2
Darius Miles	2
Jahvon Quinerly	1

CUMULATIVE BLUE COLLAR POINTS TOTAL

Keon Ellis	401.5
Jaden Shackelford	352
Charles Bediako	307.5
Darius Miles	257.5
JD Davison	256.5
Noah Gurley	255
Jahvon Quinerly	236.5
Juwan Gary	197.5
James Rojas	110
Jusaun Holt	56
Britton Johnson	18
Keon Ambrose-Hylton	17.5
Alex Tchikou	5
Jaden Quinerly	3.5
Tyler Barnes	1
TOTALS	2,583.5

SEASON DEFLECTIONS

Keon Ellis	92
Jaden Shackelford	51
Jahvon Quinerly	43
Darius Miles	40
Noah Gurley	35
JD Davison	34
Charles Bediako	31
Juwan Gary	22
James Rojas	19
Keon Ambrose-Hylton	3
Jusaun Holt	3
TOTALS	373

TEAM NOTES

• For the first time in five weeks, the Crimson Tide has returned to the Associated Press Top-25 rankings, checking in at No. 25 in this week's poll. Alabama is also the first team out of the Ferris Mowers USA Today Coaches Poll (55 votes, No. 26) according to the most recent national rankings, which were revealed Monday afternoon.

• UA ranks No. 15 in the nation in offensive efficiency by Ken Pomeroy (as of 2/17), which would stand as the program's second-most efficient offense over the last 20 years of KenPom.com's end-of-year ranking (finished No. 9 in 2005). Pomeroy also ranks the Tide No. 10 in average possession length, No. 14 in adjusted tempo and No. 66 in defensive efficiency.

• According to the other metric rankings, Alabama is ranked in the following (as of 2/17): No. 20 KenPom.com, No. 20 ESPN.com BPI, No. 21 Sagarin and No. 21 in the NCAA NET rankings. The Tide's "Best" NET wins (Quad 1) include: Gonzaga (No. 1), Houston (No. 4), Baylor (No. 6), Tennessee (No. 9), LSU (No. 16), Arkansas (No. 29) and at Florida (No. 54).

• The Crimson Tide owns a 5-3 record vs. teams ranked in the AP Top 25 this season. The five ranked wins is tied for second-most in the nation (Texas Tech), trailing Marquette (6) by one and stands the second-most in a single season, one shy of matching the 2017-18 squad that finished with six top-25 wins.

• All five of its ranked wins came against top-15 teams, giving Alabama the national lead in top-15 wins (5). The Crimson Tide has defeated then-No. 3 Gonzaga (91-82 in Seattle), then-No. 14 Houston (83-82), then-No. 14 Tennessee (73-68), then-No. 13 LSU (70-67) and then-No. 4 Baylor (87-78).

• Alabama owns a record of 3-2 in games that have come down to a single possession (3 or fewer points) and is 4-4 in two possession contests (4-6 points) on the year.

• Alabama recently played one of the toughest stretches played in college basketball in nearly 15 years having faced three consecutive teams that were ranked in the Associated Press Top-5. The Crimson Tide opened the stretch with a win over then-No. 4 Baylor (87-78) followed by losses at No. 1 Auburn on Feb. 1 (100-81) and vs. No. 5 Kentucky (66-55). It was the first time since the 2008-09 season that any Division I team faced three-straight AP Top-5 teams (Rutgers).

• The Tide enters the contest ranked No. 2 in the SEC and No. 14 in the nation in scoring offense at 80.4 points per game. UA also leads the league in threes attempted (764), threes made (235) and threes made per game (9.0).

• Nationally, Alabama ranks among the top 50 in the following: total threes attempted (8th), offensive rebounds (11th/13.4), rebounds per game (15th/40.4), scoring offense (16th), blocks per game (22nd/5.1), threes made per game (40th) and total threes made (40th).

• Head coach Nate Oats signed the No. 3-ranked recruiting class in the nation, according to both Rivals and 247sports. The highest-ranked signing class in program history included a pair of five-star signees – a first in program history – and three additional four-star prospects. The full breakdown can be found on page 12.

• The Crimson Tide was the preseason pick to finish second in the league in voting by a select panel of both SEC and national media members. Kentucky was picked to win the league, with the Crimson Tide, Arkansas, Tennessee and Auburn rounding out the top five, respectively.

INDIVIDUAL NOTES

• Jaden Shackelford, who was named to the Preseason Jerry West Award Watch List, leads the SEC threes made per game (3.0), total threes made (78) and threes attempted (217). Those numbers rank 18th, 20th and 10th in the nation, respectively.

• Guard JD Davison was named the SEC Freshman of the Week Monday after averaging 14.5 points, 7.0 rebounds and 6.0 assists per game in the Tide's wins over Ole Miss and Arkansas. Davison, who earned his second weekly honor of the year (SEC Freshman of the Week for Dec. 6), becomes the first Crimson Tide rookie to earn the accolade twice in the same season since John Petty Jr. was honored twice during the 2017-18 season.

• Senior Keon Ellis is considered one of the top two-way players in the SEC. For the season, Ellis ranks second in the league in free throw percentage (88.2 percent), ranks 10th in steals (1.8 spg) and ranks 13th in rebounding (5.9 rpg) while also averaging 11.1 ppg. He's stepped up his play on defense in league action, ranking sixth in the SEC in conference games only at 2.2 steals per contest. For the year, he tops the team in total +/- numbers (+103) and ranks sixth in the conference with an average of +9.5 per 40 minutes.

2021-22 HUSTLE STATS

DUNK CHART

PLAYER	DUNKS
Bediako	36
Gurley	16
Gary	13
Ellis	11
Davison	7
Miles	3
Ambrose-Hylton	1
Holt	1
TOTALS	84

CHARGES TAKEN

PLAYER	CHARGES
Shackelford	10
Miles	5
Quinerly	5
Ellis	4
Rojas	4
Bediako	3
Davison	3
Gurley	2
Johnson	1
TOTALS	37

FLOOR DIVES

PLAYER	FLOOR DIVES
Miles	16
Quinerly	15
Ellis	13
Gurley	11
Bediako	10
Rojas	10
Shackelford	10
Gary	6
Holt	5
Davison	4
Johnson	2
TOTALS	102

AND-1's

PLAYER	AND-1's
Ellis	8-for-8
Shackelford	7-for-10
Quinerly	4-for-7
Davison	4-for-7
Rojas	3-for-3
Bediako	2-for-7
Gurley	2-for-3
Gary	1-for-4
Miles	1-for-3
Ambrose-Hylton	0-for-1
Johnson	0-for-1
TOTALS	32-for-54 (.593)

SPECIALTY STATS

Opponent	Paint	Pts off			
		T/O	2ndCh	FastB	Bench
LOUISIANA TECH	32	5	19	3	32
ALABAMA	16	36	22	14	41
SOUTH DAKOTA STATE	42	13	6	12	52
ALABAMA	56	17	26	12	19
SOUTH ALABAMA	34	18	10	4	9
ALABAMA	36	20	12	5	12
OAKLAND	24	11	12	2	8
ALABAMA	38	14	21	12	20
vs. Iona	36	6	7	13	19
ALABAMA	36	11	8	14	19
vs. Drake	19	32	13	5	23
ALABAMA	18	46	15	10	21
vs. Miami	28	16	4	9	9
ALABAMA	38	25	15	17	34
vs. Gonzaga	40	13	17	9	23
ALABAMA	36	18	16	13	19
HOUSTON	38	16	23	8	26
ALABAMA	36	6	8	18	18
at Memphis	44	29	11	20	31
ALABAMA	38	18	17	18	21
JACKSONVILLE STATE	28	15	10	2	14
ALABAMA	30	13	10	19	19
vs. Davidson	38	19	6	6	4
ALABAMA	36	15	17	4	17
TENNESSEE	22	16	9	9	20
ALABAMA	38	17	8	5	27
at Florida	26	10	21	5	19
ALABAMA	40	21	16	12	7
at Missouri	36	7	17	7	5
ALABAMA	46	13	11	14	27
AUBURN	40	11	8	19	31
ALABAMA	32	14	8	14	30
at Mississippi State	34	22	21	14	12
ALABAMA	28	13	16	11	27
LSU	26	17	11	9	30
ALABAMA	28	21	15	6	22
MISSOURI	36	18	18	4	22
ALABAMA	38	21	24	12	24
at Georgia	32	23	13	9	29
ALABAMA	36	14	17	15	18
BAYLOR	30	14	17	8	29
ALABAMA	42	24	9	9	33
at Auburn	52	12	10	27	44
ALABAMA	22	8	8	11	20
KENTUCKY	34	17	13	16	21
ALABAMA	30	14	16	4	18
at Ole Miss	30	16	11	2	21
ALABAMA	44	12	8	5	35
ARKANSAS	20	22	10	6	8
ALABAMA	30	28	8	14	29
MISSISSIPPI STATE	30	10	12	4	11
ALABAMA	44	11	16	10	30
at Kentucky					
ALABAMA					
at Vanderbilt					
ALABAMA					
SOUTH CAROLINA					
ALABAMA					
TEXAS A&M					
ALABAMA					
at LSU					
ALABAMA					

OPPONENT Totals	860	408	329	232	552
Average/Game	33.1	15.7	12.7	8.9	21.2
ALABAMA Totals	903	388	367	298	597
Average/Game	34.7	14.9	14.1	11.5	23.0

ABOUT ALABAMA BASKETBALL

- Alabama is in its 109th season of basketball in 2021-22. The Tide's first season of hoops came in 1912-13. There was no season in 1943-44 due to World War II.
- The Crimson Tide is led by three players who average double figures in Jaden Shackelford (17.1 ppg), Jahvon Quinerly (14.2 ppg) and Keon Ellis (11.1 ppg). The trio combines to account for 54 percent (42.4 of the 80.4 points per game average), 68 percent of the three-pointers made (160 of 235), 51 percent field goals made (370 of 731) and 52 percent of the total free throws made (203 of 393).
- The Tide's youth has also shined this season. A pair of freshmen in guard JD Davison and center Charles Bediako have both been impressive during their rookie campaign. Davison, a consensus five star and McDonald's All-American, ranks second on the team in assists (4.0 apg) while also ranking among the team leaders at 8.6 points and 4.5 rebounds per contest. Bediako has been a strong inside presence, collecting 6.7 points, 4.3 rebounds and a team-leading 1.7 blocks a game. Meanwhile, sophomore Juwan Gary has also been impressive in his second year at UA, averaging 7.5 points and 3.9 rebounds per game.
- As a team, the Crimson Tide is averaging 80.4 points per game while shooting 44.6 percent from the field and 30.8 percent from beyond the arc. Defensively, Alabama is giving up 75.5 points per game while allowing the opposition to shoot 42.8 percent from the floor and 32.0 percent from deep. UA is the top three-point shooting team in the SEC, connecting on 235-of-764 treys this season for an average of 9.0 threes made per game – all of which leads the league.
- Alabama was picked to finish second in the league in voting by a select panel of both SEC and national media members. Kentucky was the preseason favorite to win this year's regular season title, followed by the Tide, Arkansas, Tennessee and Auburn to round out the top five. Both Quinerly and Shackelford were named to the SEC Preseason First Team.
- The Tide holds an all-time record of 1,733-1,077-1 (.616), which includes an 821-634 (.565) record in SEC play. By capturing its 800th SEC win, Alabama joined Kentucky as the only two teams in conference history to reach the milestone. UA also became the third team in the SEC and 34th team in NCAA history to reach 1,700 program wins. Only Kentucky and Arkansas have more wins than the Crimson Tide.

RECAPING THE 2020-21 CHAMPIONSHIP SEASON

- Alabama returns its top two scorers and 10 letterwinners from last season's SEC Championship team that went on to finish 27-6 overall and 16-2 in the SEC while claiming the 2021 SEC regular season and tournament championships.
- UA won the program's eighth SEC regular season championship a year ago, finishing with a 16-2 league record which tied for the most wins in the conference in program history. In addition to claiming the 2021 crown, the Crimson Tide also claimed regular season titles in 1934, 1956, 1974, 1975, 1976, 1987 and 2002.
- Alabama claimed its seventh SEC Tournament titles last year. It was the first tournament title by the Tide in 30 years, with the last coming in 1991. In all, the Tide has won 15 combined championships - the eight regular season titles ranking third-most and the seven tournament championships ranking second-best in the league.
- UA has made 37 NCAA (21) or NIT (16) appearances in program lore. It was the program's third appearance since 2012 (also earned an at-large bid in 2018).
- The Tide made its 21st NCAA Tournament appearance in program history and has reached its eighth Sweet 16 showing. Alabama owns a record of 21-21 (.512) in NCAA Tournament games.
- Alabama also ranks second in the SEC in league victories and third in all-time winning percentage.

NATION'S BEST BACKCOURT?

- The Alabama backcourt of Jaden Shackelford, Jahvon Quinerly, Keon Ellis and JD Davison is living up to its preseason hype of not only one of the top backcourts in the SEC, but arguably in the nation
- Two members in Shackelford (Jerry West) and Quinerly (Bob Cousy) were each named to preseason national watch lists, Ellis was a JUCO All-American and Davison was a McDonald's All-American and one of the top players to ever sign at Alabama
- The SEC has also recognized both Shackelford and Davison (twice) as the league's player and freshman of the week for the week, respectively.
- On Dec. 6 the duo swept the award, marking just the second time in school history Tide players won both weekly awards, while Davison also earned SEC Freshman of the Week honors Feb. 14.
- So far this season, the backcourt has shined, as Shackelford (17.1 ppg), Quinerly (14.2 ppg), Ellis (11.1 ppg) and Davison (8.6 ppg) are combining to average 51.0 points or 63 percent of the team's scoring output

ALABAMA-KENTUCKY – SERIES NOTES

- Saturday's game will mark the 156th meeting in series history between two schools and the contest played between the rivals this season.
- Exactly two weeks ago, the Crimson Tide dropped a 66-55 decision to then-No. 5 Kentucky in Tuscaloosa on Feb. 5. Alabama had its worst shooting night of the season, connecting on just 28.1 percent (18-of-64) from the field and 10.0 percent (3-of-30) from beyond the arc in the losing effort. A full box score from that contest can be found below.
- The 155 total games played in the series stands as UA's fifth-most common opponent in program lore. Kentucky owns a 115-40 edge in the all-time series.
- In its last visit to Rupp Arena, Alabama defeated Kentucky 85-65 which snapped the Tide's eight-game losing streak in the historic venue. It was also the largest win by a UA team in Lexington since winning by 23 points (94-71) on Feb. 23, 1974.

RECORD WHEN...

At home	12-2
On the road	2-5
At neutral sites	3-2
In SEC games	7-6
SEC home games	5-2
SEC road games	2-4
In non-conference games	10-3
In overtime	0-0

In games decided by ...	
3 points or less (one possession games)	3-2
4-6 points or less (two possession games)	4-4
7 points or more	10-3

Leading at the half	13-4
Trailing at the half	3-5
Tied at the half	1-0

Shooting 40% or better	16-5
Shooting less than 40%	1-4
Opponent 40% or better	11-9
Opponent shoots less than 40%	6-0
Shooting same or better than opponent	14-2
Shooting worse than opponent	3-7

Outrebounding opponent	13-4
Opponent outrebounds UA	3-5
Rebounds are tied	1-0

70% or better on FT	9-4
less than 70% on FT	8-5
More FT att. than opponent	11-4
Less FT att. than opponent	4-5
Same FT att. as opponent	2-0

40% or better on 3PT	2-0
Less than 40% on 3PT	15-9

More turnovers than opponent	10-5
Less turnovers than opponent	5-2
Same turnovers as opponent	2-2

Scoring 80 or more points	12-2
Scoring 70-79 points	3-5
Scoring 60-69 points	2-1
Scoring 50-59 points	0-1
Scoring less than 50 points	0-0

Allowing 80 or more points	4-5
Allowing 70-79 points	5-3
Allowing 60-69 points	6-1
Allowing 50-59 points	2-0
Allowing less than 50 points	0-0

On Sunday	1-0
On Monday	0-0
On Tuesday	2-4
On Wednesday	5-0
On Thursday	0-1
On Friday	3-0
On Saturday	6-4

In November	6-1
In December	4-2
In January	4-4
In February	3-2
In March	0-0

- Alabama will be looking to accomplish another first in the series on Saturday as the Tide has never won consecutive games in Lexington or Rupp Arena. The Tide owns an all-time record of 11-58 when playing UK in Lexington.
- Last season, Alabama swept the season series which gave the Tide a season sweep over the Wildcats for the first time in 32 years dating back to the 1988-89 season. In the first meeting, the Crimson Tide captured an impressive 85-65 victory over the Wildcats inside Rupp Arena back – the largest win by a UA team in Lexington since winning by 23 points (94-71) on Feb. 23, 1974. UA followed that with a 70-59 win over UK in Tuscaloosa.
- Despite the two wins, the Tide has dropped 14 of the last 17 games played against the Wildcats. The series began in 1923.

Kentucky - 66													Shooting By Period				
NO.	Name	Min	FG M-A	3P M-A	FT M-A	Rebounds OR DR TOT	Fouls PF	TP	AS	TO	ST	Blocks BS BA	+/-	1 st FG%	3PT%	FT%	
12	Keion Brooks Jr.	F	27:15	4-9	0-0	2-4	2-3	5	4	3	10	0	2	0	0	1	1 st FG%: 12-29 41.4%
34	Oscar Tshiebwe	F	28:19	4-13	0-0	2-4	5	10	15	4	3	10	1	3	4	1	3PT%: 2-6 33.3%
2	Sahvir Wheeler	G	33:30	0-4	0-0	0-0	0	3	3	1	1	0	7	4	3	0	FT%: 7-8 87.5%
3	TyTy Washington Jr.	G	31:43	6-15	1-5	2-2	0	3	3	2	15	2	3	1	0	0	2 nd FG%: 12-31 38.7%
31	Kellan Grady	G	35:27	3-5	2-3	2-3	1	3	4	1	3	10	1	0	1	0	3PT%: 2-5 40.0%
55	Lance Ware		04:36	1-1	0-0	0-0	0	1	1	0	0	0	0	1	0	0	FT%: 7-11 63.6%
0	Jacob Toppin		11:16	1-1	0-0	0-0	0	2	2	2	0	2	1	0	1	0	GM FG%: 24-60 40.0%
10	Davion Mintz		19:20	3-9	1-3	0-0	0	2	2	0	2	7	1	2	2	0	3PT%: 4-11 36.4%
4	Daimion Collins		08:34	2-3	0-0	6-6	1	5	6	2	3	10	0	1	0	0	FT%: 14-19 73.7%
Team								2	3								Dead Ball Rebounds: 0, 0
Totals			24-60	4-11	14-19	10	34	44	16	17	66	13	15	12	2	4	11

Alabama - 55													Shooting By Period					
NO.	Name	Min	FG M-A	3P M-A	FT M-A	Rebounds OR DR TOT	Fouls PF	TP	AS	TO	ST	Blocks BS BA	+/-	1 st FG%	3PT%	FT%		
4	Juwan Gary	F	21:13	2-6	0-2	2-6	0	4	4	1	3	6	2	1	0	1	1	-7
10	Charles Bediako	C	20:25	4-4	0-0	4-4	4	4	8	3	3	12	1	1	1	0	0	-8
5	Jaden Shackelford	G	34:21	2-11	0-7	2-2	0	4	4	2	1	6	1	3	1	0	0	-8
13	Jahvon Quinerly	G	30:17	2-11	0-3	3-4	1	4	5	1	3	7	4	2	0	0	1	-5
14	Keon Ellis	G	28:56	2-8	2-7	0-0	0	4	4	3	1	6	2	2	1	1	0	-11
0	Noah Gurley		16:48	1-6	0-3	1-2	0	4	4	3	1	3	0	2	2	0	0	-7
1	Jusaun Holt		08:08	0-1	0-1	0-0	1	1	2	1	0	0	0	0	0	0	0	4
3	JD Davison		25:47	3-10	1-3	0-0	3	3	6	1	0	7	0	3	0	0	0	-13
33	James Rojas		14:05	2-7	0-4	4-6	3	2	5	2	4	0	0	1	0	1	0	0
Team								4	1	5								Dead Ball Rebounds: 4, 0
Totals			18-64	3-30	16-24	18	31	47	17	16	55	10	15	5	4	2	-11	

UK		Bama		Points from		Turnovers		Paint		Second Chance		Fast Breaks		Bench	
Biggest lead	17 (2 nd 2:53)	8 (1 st 17:37)	UK	Bama	UK	Bama	UK	Bama	UK	Bama	UK	Bama	UK	Bama	UK
Best Scoring Run	9 (2 nd 10:22)	7 (2 nd 1:36)	34	30	13	16	16	4	27	28	66	27	28	55	
Lead Changes	7		21	18											
Times Tied	1														
Time with Lead	27:18	12:00													

STATS IN WINS VS LOSSES | RANKED VS. UNRANKED

- Below is a breakdown of key stats
- Alabama's 17 wins compared to the same stats in its nine losses on the year.

GAMES	POINTS PER GAME	FG%	3FG%	REBS PER GAME	ASTS PER GAME
	UA-OPP (MARGIN)	UA / OPP	UA / OPP	UA / OPP (MARGIN)	UA / OPP
Won (17)	83.2-71.8 (+11.4)	.468 / .409	.320 / .323	41.6 / 35.8 (+5.8)	15.1 / 10.6
Lost (9)	75.0-82.4 (-7.4)	.406 / .465	.284 / .312	38.0 / 38.2 (-0.2)	13.3 / 15.1

- Alabama's games vs. ranked (5-3) and unranked (12-6) opponents

GAMES	POINTS PER GAME	FG%	3FG%	REBS PER GAME	FTM-FTA	FT%
	UA-OPP (MARGIN)	UA / OPP	UA / OPP	UA / OPP (MARGIN)	UA / OPP	UA / OPP
Ranked (8)	77.1-78.0 (-0.9)	.404 / .431	.275 / .339	40.3 / 39.5 (+0.8)	154-207 / 126-181	.744 / .696
Unranked (18)	81.8-74.4 (+7.4)	.464 / .427	.322 / .312	40.4 / 35.3 (+5.1)	239-339 / 254-364	.705 / .698

TOP SCORING DUO

- The duo of Jaden Shackelford and Jahvon Quinerly are forming quite the offensive duo in the league. The combination ranks as the second-highest scoring pair in the conference.
- Shackelford (17.1 ppg) and Quinerly (14.2) combine to account for 31.3 points per game, 0.2 points behind than Vanderbilt's Scottie Pippen Jr. and Jordan Wright's 31. points per game average.
- Below is the SEC's top seven scoring duos:

Player (PPG)	School	Total Combined Points
Scottie Pippen Jr. (19.3)/Jordan Wright (12.2)	Vanderbilt	31.5
Jaden Shackelford (17.1)/Jahvon Quinerly (14.2)	Alabama	31.3
J.D. Notae (18.8)/Stanley Umude (11.4)	Arkansas	30.2
Iverson Molinar (18.6)/Garrison Brooks (11.4)	Mississippi State	30.0
Tari Eason (16.8)/Darius Days (13.1)	LSU	29.9
Oscar Tshiebwe (16.2)/Ty Ty Washington Jr. (12.4)	Kentucky	28.6
Jabari Smith (15.8)/K.D. Johnson (12.7)	Auburn	28.5

BY THE NUMBERS

0

Number of Quad 4 games played by Alabama this season according to the NCAA NET Rankings – the only team in the nation to not have played any Q4 games this year.

1

The Tide owns the consensus No. 1 ranked strength of schedule according to the NCAA NET Ranking, Ken Pomeroy ranking and ESPN BPI, among other metric rankings.

1

Jaden Shackelford leads the SEC in threes made (78), threes attempted (217) and threes made per game (3.0)

3

Ranking of the 2022 signing class, which consists of two five-star signees, by both Rivals and 247Sports. com. It is the highest-ranked signing class in program history

4

Alabama is the only team in the nation with four victories over the top-five NCAA NET victories this season (defeated No. 1 Gonzaga, No. 4 Houston, No. 6 Baylor and No. 9 Tennessee).

7

Alabama is tied for third in total number of Quad 1 victories in the nation this season at seven. Only five teams have more (Baylor-9, Iowa State, Purdue, Wisconsin and Kansas-8 each).

14

Alabama is currently ranked 14th nationally in offensive efficiency, according to KenPom.com. It would stand as the Tide's second-best offensive efficiency ranking in the 20 years of the Ken Pomeroy rankings (finished 9th in 2005).

14

According to the KenPom.com rankings, Alabama is currently 14th in the nation in adjusted offensive tempo, averaging 72.0 possessions per game

348-OF-989

Alabama set a school record for threes made and attempted for a second consecutive season. The Tide's 989 attempts also ranked second-most in SEC history, while the 348 ranked fourth-best by any conference team.

822

Number of SEC wins for Alabama, which ranks second among all league teams (Kentucky has 1,021). The Crimson Tide's SEC winning percentage of .562 is third-best in the conference annals, behind Kentucky (.780) and Tennessee (.564).

1,734

Number of all-time wins for Alabama in 109 years of basketball, which ranks third in the SEC behind Kentucky and Arkansas.

STRENGTH OF SCHEDULE

- Alabama enters Saturday's contest having played the toughest schedule in the nation to this point
- The Crimson Tide's schedule ranks No. 1 in the nation in across all metric ranking systems, including average opponent NET ranking, KenPom.com, ESPN BPI, Sagarin rankings and RealTimeRPI.
- The Tide's non-conference schedule consists of three of last year NCAA Final Four teams – each of which Alabama defeated on the season – in Gonzaga (won, 91-82), Houston (won, 83-82) and Baylor (won, 87-78) as well as six different teams that were picked to win their respective league
- Alabama will face its ninth ranked opponent of the season this Saturday, all of which have been ranked inside the AP Top 15 (5-3 vs. ranked teams). The nine top-15 opponents matches Oklahoma for the most by any team in the nation.
- Saturday's game will also mark the sixth time UA has faced a team ranked in the AP Top-5, going 2-3 in those contests, the most by any team in a regular season since Ohio State played six in 2012-13 (No. 2 Duke, No. 2 Michigan, No. 3 Michigan, No. 1 Indiana, No. 4 Michigan State, No. 2 Indiana).
- Additionally, the Tide is coming off one of the toughest stretches played in college basketball in nearly 15 years having faced three consecutive teams that were ranked in the Associated Press Top-5 (No. 4 Baylor on Jan. 29, No. 1 Auburn on Feb. 1 and No. 5 Kentucky on Feb. 5). It was the first time since the 2008-09 season that any Division I team faced three-straight AP Top-5 teams (Rutgers).
- Among the ranked Tide defeated then-No. 3 Gonzaga on Dec. 4 (91-82), then-No. 14 Houston on Dec. 11 (83-82), then-No. 14 Tennessee on Dec. 29 (73-67), No. 13 LSU on Jan. 19 (70-67) and then-No. 4 Baylor (87-78).

THE TIDE IN THE NATIONAL & CONFERENCE STATS

Below is a breakdown of where UA ranks in the SEC and NCAA (all numbers as of 2/17):

CATEGORY	STAT	SEC ALL GAMES	SEC ONLY*	NCAA
Total 3s Attempted	764	1	1 (390)	8
Offensive Rebounds	13.4	2	1 (14.3)	11
Rebounding Offense	40.4	3	2 (40.77)	15
Scoring Offense	80.4	3	2 (77.5)	16
Blocked Shots	5.08	3	3 (5.23)	22
3s Made Per Game	9.04	1	3 (8.38)	40
Total 3s Made	235	1	3 (109)	40
Defensive Rebounds	27.0	4	4 (26.46)	61
Rebounding Margin	+3.77	5	4 (+1.77)	76
Assists	14.5	5	6 (13.69)	85
3-Point FG Percentage Defense	.320	7	9 (.329)	116
Scoring Margin	+4.88	9	7 (+0.23)	129
Steals	6.92	12	12 (6.92)	140
Field Goal Percentage	.446	4	13 (.414)	150
Free Throw Percentage	.720	7	2 (.739)	158
Assist/Turnover Ratio	1.04	7	6 (0.97)	163
FG Percentage Defense	.428	9	6 (.423)	173
Turnover Margin	-1.12	12	10 (-1.00)	255
3-Point FG Percentage	.308	12	12 (.279)	310
Scoring Defense	75.5	13	13 (77.31)	313

* SEC only stat in parentheses

TIDE'S TOP TWO-WAY PLAYER

- Through 26 games, Ellis is the Tide's top player when it comes to plus-minus totals leading the way with a +103 – an average of 9.5 per 40 minutes. That number ranks sixth-best in the SEC.
- Ellis is averaging 11.1 ppg, which ranks third on the team, and leads UA in steals (1.8 spg - 6th in SEC), free throw percentage (88.2 percent - 2nd in SEC), deflections (92), Hard Hat Awards (6) and Blue Collar Points (401.5)
- In the win over Louisiana Tech, Ellis finished with a +37 plus-minus total, which matched the highest single-game total and marked the 11th time during head coach Nate Oats' three seasons at Alabama that a UA player has recorded a plus-minus rating of +30:

Keon Ellis	+37	at LSU	1/19/21
John Petty Jr.	+36	at LSU	1/19/21
John Petty Jr.	+32	vs. Mississippi State	3/12/21
Herbert Jones	+32	Arkansas	1/16/21
Jaden Shackelford	+32	vs. Belmont	12/21/19
Herbert Jones	+31	at LSU	1/19/21

2021-22 HONORS/AWARDS

Jaden Shackelford

Jerry West Award Watch List
 Preseason First Team All-SEC (Coaches)
 Preseason First Team All-SEC (Media)
 No. 6 Most Intriguing Player (Athletic)
 SEC Player Of The Week (Dec. 6)
 NCAA.com National Player of the Week (Dec.6)

Jahvon Quinerly

Bob Cousy Award Top 10 Finalist
 Lute Olsen National Player of the Year Watch List
 Lute Olsen National Midseason Team
 NABC Player of the Year Watch List
 Wooden Award Preseason Top 50
 Bob Cousy Award Watch List
 Preseason First Team All-SEC (Coaches)
 Preseason First Team All-SEC (Media)
 No. 6 Most Intriguing Player (Athletic)

JD Davison

SEC Freshman Of The Week (Dec. 6)
 SEC Freshman Of The Week (Feb. 14)

RECORD WATCH

Jaden Shackelford

Alabama All-Time Scoring Leaders (notables listed)

1.	2,168	Reggie King	1976-79
15.	1,575	Melvin Cheatum	1988-91
16.	1,539	John Petty Jr.	2018-21
17.	1,532	Eric Washington	1994-97
18.	1,487	Rod Grizzard	2000-02
19.	1,451	Ken Johnson	1978-81
20.	1,444	George Linn	1953-56
21.	1,394	Mike Nordholz	1966-68
22.	1,372	Jaden Shackelford	2019-pres.

Career 3-Point Field Goals Made

1.	311	John Petty Jr.	2018-21
2.	263	Brian Williams	1996-99
3.	262	Eric Washington	1994-97
4.	245	Ernest Shelton	2002-05
5.	225	James "Hollywood" Robinson	1991-93
6.	223	Jaden Shackelford	2019-pres.
7.	182	Terrance Meade	2000-03
8.	180	Mykal Riley	2006-08
9.	178	Ronald Steele	2005-09
10.	174	Marvin Orange	1993-96

Career 3-Point Field Goals Attempted

1.	814	John Petty Jr.	2018-21
2.	738	Brian Williams	1996-99
3.	681	Ernest Shelton	2002-05
3.	678	Eric Washington	1994-97
5.	636	Jaden Shackelford	2019-pres.
6.	607	James Robinson	1991-93
7.	550	Rod Grizzard	2000-02
8.	515	Terrance Meade	2000-02
9.	478	Marvin Orange	1993-96

BREAKING DOWN THE RANKINGS

- For the first time in five weeks, the Crimson Tide has returned to the Associated Press Top-25 rankings, checking in at No. 25 in this week's poll. Alabama is also the first team out of the Ferris Mowers USA Today Coaches Poll (55 votes, No. 26) according to the most recent national rankings, which were revealed Monday afternoon.
- The Tide has defeated three of last year's NCAA Final Four teams in then-No. 3 Gonzaga (91-82 in Seattle), then-No. 14 Houston (83-82) and then-No. 4 Baylor (87-78)
- In all Alabama will have a total of 12 games played against nine different teams that are ranked or receiving votes in the most recent AP Poll
- Alabama had its highest ranking of No. 6 in the AP and No. 8 in the coaches polls which game in week 6.
- After the Tide finished last season at No. 5 in the AP Poll, which matched the highest ranking in program history, Alabama began the 2021-22 season ranked No. 14 in the AP Top-25 poll and No. 13 nationally in the Ferris Mowers USA Today Preseason Top 25

TWO-TIME WINNER

- Alabama guard JD Davison has twice been named the SEC Freshman of the Week, earning the award for the weeks of Dec. 6, 2021 and Feb. 14, 2022.
- Davison is the first Crimson Tide player to earn the honor twice in the same season since John Petty Jr. achieved the feat during the 2017-18 campaign.

BAMA SWEEP

- Following Alabama's upset win over then-No. 3 Gonzaga Dec. 4 in the Battle in Seattle, the Crimson Tide swept the league's weekly awards as Jaden Shackelford was named the Southeastern Conference's Player of the Week and JD Davison earned the league's Freshman of the Week
- In addition to his conference award, Shackelford was also named the NCAA.com March Madness National Player of the Week
- It marks just the second time in program history that the Crimson Tide has swept the league's weekly honors dating back to the 1990-91 season when the SEC began what was then called the Rookie of the Week award
- The only other occurrence came during the week of Feb. 17, 2020 when Kira Lewis Jr. (player of the week) and Shackelford (freshman of the week) earned the recognition

QUINERLY, SHACKELFORD BOTH HONORED WITH PRESEASON AWARDS

- The Tide's backcourt duo of Jahvon Quinerly and Jaden Shackelford have already begun to get noticed as one of the top guard tandems in not only the SEC, but in the nation
- The Naismith Memorial Basketball Hall of Fame recently announced the Quinerly was named to the Watch List for the Cousy Award, given to the nation's top point guard, while Shackelford was selected to the West Award Watch List for the top shooting guard
- The duo also garnered recognition from around the league, as both SEC and national media members selected Quinerly and Shackelford both to the Preseason All-SEC First Team

ROJAS MAKES RETURNS FROM TORN ACL

- Senior James Rojas suffered a torn ACL in his left knee in mid-June, but has completed the rehab and is back in the rotation
- The 6-8, 220-pound forward has played in nine games making one start and is averaging 5.2 points and 3.2 rebounds per contest
- It marks his second ACL injury after tearing the ACL in his right knee in August of 2019, forcing him to miss the entire 2019-20 season
- Last year, Rojas played in 30 contests making one start while averaging 2.9 points and 2.6 rebounds in 11.1 minutes per game
- He ranked second on the team with 18 floor dives while also earning a pair of Hard Hat awards

SIGNEES JADEN BRADLEY, BRANDON MILLER SELECTED AS MCDONALD'S ALL-AMERICANS

- Alabama men's basketball signees Jaden Bradley and Brandon Miller were both selected to the McDonald's Boys High School All-American game, organizers announced Jan. 25.
- It marks the second time program history that the Crimson Tide will have two signees represented at the annual event in the same year (1981: Bobby Lee Hurt and Ennis Whatley)
- Bradley and Miller become the 15th and 16th program signees to earn the honor as part of the top prep players in the nation and the fourth and fifth in the last six years alone
- Most recently, JD Davison earned the recognition in 2020 and before that it was Jahvon Quinerly in 2018 and Collin Sexton in 2017
- Other former Alabama players to be honored with the distinction includes: Devonta Pollard (2012), JaMychal Green (2008), Richard Hendrix (2005), Mo Williams (2001), Gerald Wallace (2000), James "Hollywood" Robinson (1989), Jamal Faulkner (Arizona State transfer, 1989), Buck Johnson (1982), Ennis Whatley (1981) and Bobby Lee Hurt (1981).



ALABAMA SET TO COMPETE IN 2022 PKI

- Alabama will be a part of the eight-team field that will make up the 2022 Phil Knight Invitational, it was announced by ESPN Events Feb. 15. The tournament will be held Thursday, Nov. 24 through Sunday, Nov. 27 at three different venues in Portland, Ore.
- In addition to the Crimson Tide, who will be competing at the event for the first time, the field includes UConn, Iowa State, Michigan State, North Carolina, Oregon, Portland and Villanova.
- The tournament is set to honor the NIKE, Inc. co-founder and 2012 Naismith Memorial Hall of Fame inductee for his 85th birthday as a part of ESPN's Feast Week
- Arkansas and Florida are previous representatives of the SEC playing in the 2017 PK-80 Invitational, a 16-team version of the event
- This year's tournament will be played at three different locations across the city of Portland, Ore. – Chiles Center at the University of Portland, the Rose Quarter's Moda Center home of the Portland Trailblazers and Veterans Memorial Coliseum



PRIMO AND JONES EACH SELECTED IN NBA 2021 DRAFT

- Two Alabama men's basketball players were selected in the 2021 NBA Draft, which was held in Brooklyn, N.Y., at the Barclays Center on July 30. Guard Joshua Primo was a first round selection of the San Antonio Spurs at No. 12 overall and guard/forward Herbert Jones went No. 35 to the New Orleans Pelicans.
- Primo's selection gave Alabama back-to-back NBA Draft Lottery picks for the first time in program history, while it was also the first time since 1995 that UA had two players selected in the same draft. That year, Antonio McDyess went No. 2 overall to the L.A. Clippers and Jason Caffey was the 20th overall pick by the Chicago Bulls.
- The Tide has now had consecutive first round draft picks for the first time in 25 years (1995 and 1996)
- Primo and Jones became the 44th and 45th Alabama players to hear their name called on draft night
- The Crimson Tide has had a guard drafted in the NBA Draft Lottery in three of the last four years (Collin Sexton No. 8 overall to the Cleveland Cavaliers in 2018, Kira Lewis Jr. No. 13 overall to the New Orleans Pelicans in 2020)

BREAKING DOWN THE STARTING LINEUP

Opponent (W/L)	G	G	G	F	F
Louisiana Tech (W)	Ellis	Shackelford	Quinerly	Gurley	Bediako
South Dakota State (W)	Ellis	Shackelford	Quinerly	Gurley	Bediako
South Alabama (W)	Ellis	Shackelford	Quinerly	Gurley	Bediako
Oakland (W)	Ellis	Shackelford	Quinerly	Gurley	Bediako
vs. Iona (L)	Ellis	Shackelford	Quinerly	Gurley	Bediako
vs. Drake (W)	Ellis	Shackelford	Quinerly	Gary	Bediako
vs. Miami (W)	Ellis	Shackelford	Quinerly	Gary	Bediako
vs. Gonzaga (W)	Ellis	Shackelford	Quinerly	Gary	Bediako
Houston (W)	Ellis	Shackelford	Quinerly	Gary	Bediako
at Memphis (L)	Ellis	Shackelford	Quinerly	Gary	Bediako
Jacksonville State (W)	Ellis	Shackelford	Quinerly	Gary	Bediako
vs. Davidson (L)	Ellis	Shackelford	Quinerly	Gary	Bediako
Tennessee (W)	Ellis	Shackelford	Quinerly	Gary	Bediako
at Florida (W)	Ellis	Shackelford	Quinerly	Gary	Bediako
at Missouri (L)	Ellis	Shackelford	Quinerly	Gary	Bediako
vs Auburn (L)	Ellis	Shackelford	Quinerly	Gary	Bediako
at Mississippi State (L)	Ellis	Shackelford	Quinerly	Gurley	Bediako
vs LSU (W)	Ellis	Shackelford	Davison	Gurley	Bediako
Missouri (W)	Ellis	Shackelford	Davison	Miles	Gurley
at Georgia (L)	Ellis	Shackelford	Davison	Rojas	Bediako
Baylor (W)	Ellis	Shackelford	Quinerly	Rojas	Bediako
at Auburn (L)	Ellis	Shackelford	Quinerly	Gary	Bediako
Kentucky (L)	Ellis	Shackelford	Quinerly	Gary	Bediako
at Ole Miss (W)	Ellis	Shackelford	Quinerly	Gary	Bediako
Arkansas (W)	Ellis	Shackelford	Davison	Gary	Gurley
Mississippi State (W)	Ellis	Shackelford	Quinerly	Gurley	Bediako

Consecutive starts: Ellis 26 , Shackelford 26, Gurley 2, Bediako 1, Quinerly 1
Number of different starting lineups: 8

Record by Lineup (bold indicates most recent lineup)

8-6	Ellis, Shackelford, Quinerly, Gary, Bediako
5-2	Ellis, Shackelford, Quinerly, Gurley, Bediako
1-0	Ellis, Shackelford, Davison, Gary, Gurley
1-0	Ellis, Shackelford, Quinerly, Rojas, Bediako
1-0	Ellis, Shackelford, Davison, Gurley, Bediako
1-0	Ellis, Shackelford, Davison, Miles, Gurley
0-1	Ellis, Shackelford, Davison, Bediako, Rojas

- Primo became the 17th UA player to be a first round selection and the eighth top-15 draft pick
- It was the 11th time Alabama has had two players selected in the same draft in program history

BURNETT TEARS ACL, WILL MISS 2021-22 SEC SEASON

- Alabama men's basketball player Nimari Burnett suffered a knee injury that will keep him sidelined for the 2021-22 season, head coach Nate Oats confirmed Sept. 7. The 6-4, 190-pound sophomore guard underwent successful surgery on his right knee and is expected to make a full recovery.
- Surgery was performed by Dr. Lyle Cain of Andrews Sports Medicine at St. Vincent's Hospital in Birmingham, Ala.
- Played in 12 games as a freshman at Texas Tech in 2020-21 before opting to enter the transfer portal where he signed with Alabama in April 2021
- Averaged 5.3 points, 1.8 rebounds and 1.4 steals in 17.8 minutes per contest, while connecting on 88.9 percent from the foul line (32-of-36) with the Red Raiders
- A five-star prospect according to ESPN, who had him ranked as the No. 22 overall player and the No. 4 guard in the country coming out of Prolific Prep in 2020
- Rated as a four-star prospect by 247 sports, who also ranked him No. 38 overall and the No. 8 player at his position (2020)

SIGNED 22

ALABAMA MEN'S BASKETBALL

2022 NLI SIGNING CLASS NOTES

- Ranked No. 3 overall signing class according to both 247sports and Rivals, which is the highest-ranked signing class in program history
- Third consecutive top-15 signing class and second-straight top-10 for head coach Nate Oats since arriving on campus
- Marks the third year in a row landing at least one 5-star signee (JD Davison in 2021, Joshua Primo in 2020)
- Two McDonald's All-Americans in the same class for the second time in program history
- Second consecutive ESPN No. 1 point guard signed (Davison & Bradley)



JADEN BRADLEY | PG | 6-3 | 185 | ROCHESTER, N.Y. (IMG ACADEMY)

- Consensus 5-star and McDonald's All-American
- Joins Brandon Miller as a 5-star recruit and is the No. 1-rated point guard in the 2022 class and the No. 8 overall rated player in the ESPN 100
- Ranked by 247Sports as the No. 3 point guard and No. 18 overall prospect in this year's class
- Named to the Preseason Naismith Boys High School Player of the Year Watch List
- Before transferring to IMG, he led Cannon School (Charlotte, N.C.) to a 27-6 record and their first state championship since 2006, scoring 27 in the championship game
- Averaged 23.1 points, 6.4 rebounds, 6.1 assists and 2.9 steals on his way to being named the 2020 North Carolina Gatorade Player of the Year
- Also earned first team all-state and conference player of the year honors as a junior
- During the 2021 Nike EYBL circuit, he led all players with 6.1 assists per game, while also collecting 17.6 points and 6.2 rebounds per game
- The IMG product has attended prestigious academies and camps including CP3 Elite, Under Armor SC30, Pangos All American, USA Training Camp and NBPA Top 100 Camp
- Chose Alabama over Arizona, Gonzaga, Kentucky and Florida State, among many others



BRANDON MILLER | F | 6-9 | 200 | ANTIOCH, TENN. (CANE RIDGE HS)

- Consensus 5-star and McDonald's All-American
- One of the top-rated players to ever sign at Alabama who is ranked as the No. 3 small forward in the 2022 class and the No. 11 overall player nationally by 247Sports
- ESPN ranks him as the No. 13 overall player and No. 4 small forward in the 2022 class
- Named to the Preseason Naismith Boys High School Player of the Year Watch List
- 2021 Tennessee Gatorade Player of the Year and the No. 1-ranked prospect in the state
- Averaged 24.1 points, 8.5 rebounds, 4.3 assists, and 2.3 steals per game for Cane Ridge, leading the Ravens to a 15-1 record and a Class AAA state championship game
- Named First Team All-State by the Tennessee Sports Writers Association
- Invited to the Nike Elite 100 camp as freshman and attended the Pangos All-American and NBPA Top 100 Camp
- As a junior he averaged 23.3 points, 8.0 rebounds, 4.3 assists, 2.6 blocks and 2.3 steals on his way to earning 2020 Tennessee Boys Basketball Player of the Year by The Tennessean
- Suited up for Bradley Beal Elite in the Nike EYBL and averaged 12.9 points, 8.9 rebounds and 2.3 assists per contest
- Led his team to the Peach Jam-- championship game and stood out as one of the top performers at the event, earning Second Team All-Peach Jam honors
- Father, Darrell Miller, played tight end for the Crimson Tide and under Gene Stallings in the early 90s
- Announced his commitment live on CBS Sports HQ and chose Alabama over Kansas, Tennessee, Kentucky, Auburn, Tennessee State and playing professionally



NOAH CLOWNEY | F | 6-10 | 210 | ROEBUCK, S.C. (DORMAN HS)

- Rated as the consensus No. 1 prep player in the state of South Carolina
- Rivals considers him a 4-star player who is ranked No. 7 power forward and No. 43 overall
- Plays for legendary coach Thomas Ryan at Dorman High School
- Led Dorman to a 21-5 record as a junior while averaging 15.0 points, 7.9 rebounds and 1.4 blocks across the 26 contests
- Attended the NBPA Top 100 Camp in the summer of 2021 where he was ranked among the top 10 players at the event where he was able to showcase his intensity and two-way skills as a post player
- Played AAU ball under Team Dickerson Celtics under head coach Demond Stephens
- While playing against elite competition on the AAU circuit, he averaged 17.5 points, 9.7 rebounds and 1.7 blocks per game
- Chose Alabama over Indiana, Virginia Tech, South Carolina and Georgia Tech, among others



RYLAN GRIFFEN | SG | 6-5 | 180 | DALLAS, TEXAS (RICHARDSON HS)

- One of the top shooting guards in the nation
- Rated as a 4-star signee and the No. 5-ranked shooting guard for the class of 2022 by 247Sports
- Led Richardson to the 6A state semifinals averaging 22 points, 4.9 rebounds and four assists per game in his junior year before
- Put up big numbers against elite competition on the AAU circuit over the summer, averaging 17 points, 4.0 rebounds and 3.0 assists per game for Team Trae Young
- Proved himself as one of the most polished scorers in the Adidas 3SSB circuit, where he showed off his elusive finishing ability and an impressive stroke from deep
- Attended the Pangos All-American Camp last summer
- Chose Alabama over offers from Kansas, Oklahoma State, Georgia and Kansas State, among others



NICK PRINGLE | F | 6-9 | 220 | SEABROOK, S.C. (DODGE CITY CC/WOFFORD)

- Rated as the No. 1 JUCO power forward and No. 2 overall JUCO prospect by 247Sports Composite
- Began his collegiate career at Wofford and collected his first and only career double-double with 17 points and 11 boards against Carver College
- Shot 59 percent from the field his freshman season while totaling 30 points and 32 rebounds
- Originally signed with Wofford College out of Whale Branch High School
- Helped lead Whale Branch to the 2A state title game, capping the semifinal victory with a monster two-handed jam before scoring six points in overtime to seal the win
- Grew from 6-2 as a high school sophomore before plateauing at 6-9 as a senior
- Named 2A All-Region team after averaging 10.0 points and 10.0 rebounds a contest
- Named first team all-state and selected to the Carolinas Classic All-Star game in 2020
- Shined in AAU ball with Team TMP, wowing coaches with his versatility on both sides of the ball
- Chose Alabama over Georgia, Mississippi State, Ole Miss, Arizona State and West Virginia, among others



NATE OATS

Head Coach 3rd Season at UA
MARANTHA BAPTIST, 1998 7th Season Overall

- When Nate Oats was formally introduced as head men's basketball coach at The University of Alabama on March 28, 2019, he promised fans would see an entertaining, up-tempo and fast-paced style of play. And that's exactly what he has delivered during his time in Tuscaloosa.
- The immediate success became evident in his second year at the helm of the program as Oats guided the 2020-21 Crimson Tide to one of its best seasons in the program's illustrious history. Alabama finished the year with a 26-7 overall mark, won 16 conference games (16-2), captured both the SEC regular season and tournament championships, and ended the year ranked No. 5 in the Associated Press' final national rankings which matched the best end-of-season ranking in program history.
- As a result, Oats was rewarded midway through the 2020-21 season with a contract extension that is set to keep him in charge of the Crimson Tide basketball program through March 14, 2027.
- An indicator of Alabama's resurgence can be seen by looking at the last two NBA Drafts. Prior to his arrival, the Tide had just one men's basketball player selected among the top 15 picks from 1992-2019. As a coach who is known for developing talent, Oats has now had an Alabama player selected in the NBA Draft Lottery (top-14 pick) in back-to-back years – a first in program history. The New Orleans Pelicans selected Kira Lewis Jr. No. 13 overall in the 2020 NBA Draft Lottery while Joshua Primo was taken by the San Antonio Spurs at No. 12, making UA one of three schools across the nation to have an NBA Lottery pick in each of the last two drafts.
- Furthermore, Herbert Jones was taken by the Pelicans with the fifth pick in

the second round (No. 35 overall) of the 2021 Draft which gave Alabama two players drafted in the same year for the 11th time in program history and the first since 1995. That Tide was also one of only 11 schools nationwide to have more than one player selected.

- Both Primo and Jones earned their way onto draft boards as a result of one of the best seasons in the 100-plus years of Alabama basketball. The 2020-21 Alabama squad claimed both the Southeastern Conference regular season and tournament championships – the only power five program to sweep both the regular season and tournament titles in 2021 – and reached the Sweet 16 for the first time since 2004.
- The season's success snapped some lengthy dry spells within the program as Oats guided Alabama to its first conference championship in 19 years (dating back to 2002), first tournament championship in 30 years (dating back to 1991) and first Sweet 16 showing in 17 years (dating back to 2004). As a result, Oats was named the 2021 SEC Coach of the Year, making him the fourth Alabama head coach to earn the recognition while he earned the accolade for the third time in his career (Mid-American Conference Coach of the Year in 2018 and 2019). Oats was also honored as the United States Basketball Writers Association (USBWA) and the National Association of Basketball Coaches (NABC) District Coach of the Year and was one of four finalists for the 2021 Naismith National Coach of the Year.
- Oats has boasted eight players who have earned SEC postseason honors, coached three NBA Draft picks, three SEC First Team honorees, the 2021 SEC Tournament MVP and the 2021 SEC Player and Defensive Player of the Year.
- Across his two years, the Tide has combined to lead the nation in three-pointers made per game (10.7), total three-point shots made (682) and total threes attempted (1,946) while averaging more than 80.5 points per game and breaking several school and conference records along the way. Additionally, UA has collected 35 games (out of the 64 he has coached) of scoring 80 or more points, including a school-record 19 such contests in 2020-21.
- Similar to his expectations on the court, Oats places a high emphasis off the court, particularly in the classroom and the community. Since take over the reigns in 2019, 20 men's basketball players have been named to either the SEC Academic Honor Roll or SEC First Year Honor Roll while earned have graduated and earned a diploma. Additionally, the team set a record for cumulative grade point average in 2020 while maintaining a team GPA over above 3.0 during his time at the helm.
- The program's success has also resulted positively on the recruiting trail as Oats and his staff have signed back-to-back top-10 recruiting classes in 2020 and 2021. Excluding graduate transfers and JUCO signees, of the eight signed players during Oats' two seasons at Alabama, four have been five-star prospects while the other four were all rated as four-star signees. Moreover, the 2020-21 team alone features three McDonald's All-Americans (Jahvon Quinerly, Nimari Burnett and JD Davison).
- Whether it's on the court, in the classroom or out recruiting future Crimson Tide stars, Oats' has returned a winning attitude around the Alabama program. Much of that he credits to instilling three core values that make up the pillars on which the team's culture is built – Max Effort, Continuous Growth and Selfless Love.

CAREER HISTORY AND RESULTS

UNIVERSITY OF BUFFALO, HEAD COACH, 2015-19

Year	Record	Pct.	MAC Record	Pct.	Postseason
2015-16	20-15	.571	10-8	.556	NCAA First Round
2016-17	17-15	.531	11-7	.611	
2017-18	27-9	.750	15-3	.833	NCAA Second Round
2018-19	32-4	.889	16-2	.889	NCAA Second Round
Total (4)	96-43	.696	60-30	.667	

UNIVERSITY OF ALABAMA, HEAD COACH, 2019-PRESENT

Year	Record	Pct.	SEC Record	Pct.	Postseason
2019-20	16-15	.516	8-10	.444	NA
2020-21	26-7	.788	16-2	.889	NCAA Tournament Sweet 16
2021-22	17-9	.654	7-6	.538	
Total (4)	59-31	.656	31-18	.633	
Total (7)	155-74	.677	91-48	.655	

HONORS

- SEC Coach of the Year (2021)
- MAC Coach of the Year (2018, 2019)
- NABC District Coach of the Year (2018, 2019)
- 3x Regular Season Champions (2x MAC, 1x SEC)

POSTSEASON

- 4x Conference Tournament Champions (MAC 3x, SEC 1x)
- 4 NCAA Tournaments
- 1 Sweet 16

ON THE BENCH



CHARLIE HENRY
Assistant Coach

- In his third season at Alabama
- Boasts more than 10 years of coaching experience on three major levels of basketball – NBA, G League and DI power-five schools – including stops at the Chicago Bulls, Windy City Bulls and Iowa State
- With Henry's assistance, Alabama swept both the SEC regular season, the program's first since 2002, and tournament, first since 1991, championships, while becoming the only "Power 5" program to achieve the feat during the 2021 campaign



BRYAN HODGSON
Assistant Coach

- In his third season at Alabama
- Instrumental in signing the nation's No. 9-ranked signing class in 2021 and No. 3-ranked class in the SEC according to 247sports
- Ranked No.6 on 247sports' list of the top 2020 coach recruiter rankings
- Listed as one top the top 50 Most Impactful High Major Assistant Coaches and invited to participate in the prestigious 2020 TopConnect Seminar



ANTOINE PETTWAY
Assistant Coach

- In his 11th season as an assistant coach at his alma mater, and his 14th on the Alabama staff
- Known as one of the top recruiters in the country and was listed by 247sports.com as the No. 8 recruiter in the nation for the 2021 class
- Prior to that, he was ranked No. 1 nationally in 2019, No. 3 in 2017 and No. 9 in 2018
- Recruited and signed five-star prospect JD Davison who is one of the highest-rated recruits to ever sign with the Alabama men's basketball program, ranking No. 9 overall



ADAM BAUMAN
Director of Scouting and Analytics

- In his third season at Alabama and is in his first year serving as the program's director of scouting and analytics
- Responsible for overseeing the budget, scheduling, all analytics, recruiting coordinator, advance scouting and camps, among other duties



DONOVAN KATES
Special Assistant to Head Coach

- Enters fourth season with the program and first as special assistant to the head coach
- Prior to his promotion, Kates was the video coordinator in 2020-21 after spending two years as a graduate assistant manager.

THE LAST TIME...

TEAM...

Scored 100 points or more:

Nov. 12, 2021 - UA 104, South Dakota State 88

Scored 110 points or more:

Feb. 13, 2021 - UA 115, Georgia 82

Scored less than 50 points:

Jan. 6, 2018 - Georgia 65, UA 46

Allowed 100 points:

Feb. 1, 2021 - Auburn 100, Alabama 81

Held opponent to 40 points or less:

Jan. 10, 2015 - UA 56, Tennessee 38

Held opponent to 15 pts or less in half:

Nov. 29, 2016 - 15 points allowed vs. Charleston Southern (1st half)

Scored 60 points in a half:

Nov. 28, 2021 - 63 points in second half vs. Miami

Won an overtime game:

Feb. 8, 2020 - UA 105, Georgia 102

Lost an overtime game:

March 28, 2021 - UCLA 88, UA 78

Played a double-overtime game:

Jan. 4, 2020 - Florida 104, UA 98

Played a triple-overtime game:

Feb. 7, 2017 - UA 90, South Carolina 86 (4ot)

Played a quadruple-overtime game:

Feb. 7, 2017 - UA 90, South Carolina 86

Shot 60% in a game:

Feb. 9, 2022 - 60.0% (36-of-60) at Ole Miss

Shot 60% or better in a half:

Feb. 9, 2022 - 65.5% (19-of-29) in second half at Ole Miss

Shot 70% or better in a half:

Nov. 29, 2019 - 72.7% in 2nd half vs. Southern Miss

Failed to hit a three-pointer in a game:

Dec. 4, 2010 vs. Purdue (395 games)

Had at least 20 three-pointers in a game:

Jan. 19, 2021 at LSU (23)*

Had at least 15 steals in a game:

Dec. 12, 2020 vs. Clemson (17)

Had at least 25 assists in a game:

Nov. 17, 2017 vs. Alabama A&M (25)

Had at least 10 blocks in a game:

Nov. 19, 2021 vs. South Dakota State (10)

Forced 25 turnovers in a game:

Nov. 11, 2012 vs. West Alabama (25)

Played a ranked opponent (AP poll):

Feb. 5, 2022 vs. No. 5 Kentucky (lost, 66-55)

Beat a ranked opponent at neutral site:

March 9, 2018 vs. No. 16 Auburn (won, 81-63)

Beat a ranked opponent at home:

Jan. 29, 2022 vs. No. 4 Baylor (won, 87-78)

Beat a ranked opponent on the road:

Dec. 4, 2021 vs. No. 3 Gonzaga (won, 91-82)

Beat a top-10 opponent:

Jan. 29, 2022 vs. No. 4 Baylor (won, 87-78)

Beat a top-10 opponent on the road:

Dec. 4, 2021 vs. No. 3 Gonzaga (won, 91-82)

Beat a top-5 opponent:

Jan. 29, 2022 vs. No. 4 Baylor (won, 87-78)

Beat a top-5 opponent on the road:

Dec. 4, 2021 in Seattle, Wash. vs. No. 3 Gonzaga (won, 91-82)

Played a No. 1 ranked opponent:

Feb. 1, 2022 vs. No. 1 Alabama (lost, 100-81)

Beat a No. 1 ranked opponent on the road:

Jan. 28, 1983 at No. 1 UCLA (won, 70-67)

Beat a No. 1 ranked opponent:

March 20, 2004 vs. No. 1 Stanford (NCAA tournament (won, 70-67)

INDIVIDUAL...

Had a player score 50 points:

Michael Nordholz (50) vs. Southern Miss, 12/12/76 (single-game scoring record)

Had a player score 40 points:

Collin Sexton (40) vs. Minnesota, 11/25/17

Had a player score 35 points:

Kira Lewis Jr. (37) at Georgia, 2/8/20

Had a player score 30 points:

Jaden Shackelford (30) at Ole Miss, 2/9/22

Had a player grab 20 rebounds:

Richard Hendrix (23) vs. Troy, 11/9/07

Had a player dish out 10 or more assists:

JD Davison (10) vs. Miami, 11/28/21

Had a player block five shots:

Charles Bediako (6) vs. Gonzaga, 12/4/21

Had a player block 10 shots:

Roy Rogers (10) vs. LSU, 2/17/96

Had a player with seven or more steals in a game:

Jeremy Hays (8) vs. Oregon State, 12/12/98

Had three players score 20 or more in a game

John Petty Jr. (24), Joshua Primo (22), Jahvon Quinerly (22) at LSU, 1/19/21

Had two players record a double-double in same game:

Jaden Shackelford (18 pts, 11 rebs), Herbert Jones (14 pts, 12 rebs) vs. Jacksonville State, 11/26/20

Had three players record a double-double in same game:

Jermareo Davidson (12 pts, 12 rebs), Alonzo Gee (22 pts, 10 rebs), Richard Hendrix (18 pts, 12 rebs) vs. Louisiana Monroe, 11/28/06

Had a player record a double-double in three consecutive games:

Donta Hall (14 pts, 16 rebs vs. Texas A&M, 12 pts, 11 rebs at Missouri, 16 pts, 12 rebs vs. Tennessee) (Jan. 12, Jan. 16, Jan. 19, 2019)

Had a player record a double-double in four consecutive games:

Donta Hall (14 pts, 16 rebs vs. Texas A&M, 12 pts, 11 rebs at Missouri, 16 pts, 12 rebs vs. Tennessee, 10 pts, 11 rebs vs. Ole Miss) (Jan. 12, Jan. 16, Jan. 19, Jan. 22, 2019)

Had six or more players score in double figures:

John Petty Jr. (14), Kira Lewis Jr. (15), Beetle Bolden (15), Herbert Jones (15), Alex Reese (14), Jaden Shackelford (16) at Florida, 1/4/20

Players who recorded a triple-double:Kira Lewis Jr. (10 pts, 10 rebs, 13 asts) at Auburn, 2/12/20
Roy Rogers (27 pts, 10 rebs, 10 blocks) vs. LSU, 2/17/96
Roy Rogers (15 pts, 12 rebs, 14 blks) at Georgia, 2/10/96

*indicates SEC record



NOAH GURLEY

Fayette, Ga.
Fayette Co. HS/Furman

Forward / Graduate Student / 6-8 / 215

CAREER HIGHS

Points	30	vs. VMI (3/6/21)
Rebounds	12	vs. East Tennessee State (1/14/20)
Assists	7	vs. VMI (3/6/21)
Steals	3	3x, last vs. Mercer (1/2/21)
Blocks	5	2x, last vs. The Citadel (2/24/21)
Minutes	36	at Alabama (12/15/20)
Field Goals	11	3x, last vs. VMI (3/6/21)
FG Att.	22	at Wofford (2/27/21)
3-Point FG	4	2x, last at Coll. of Charleston (12/5/20)
3-Point Att.	10	vs. Samford (1/26/19)
Free Throws	8	2x, last at Cincinnati (12/9/20)
FT Att.	15	vs. UNC Greensboro (1/11/20)

2021-22 SEASON HIGHS

Points	20	vs. Tennessee (12/29/21)
Rebounds	10	vs. Tennessee (12/29/21)
Assists	2	2x, last vs. Houston (12/11/21)
Steals	2	vs. Kentucky (2/5/22)
Blocks	3	vs. Auburn (1/11/22)
Minutes	31:49	vs. Tennessee (12/29/21)
Field Goals	8	vs. Tennessee (12/29/21)
FG Att.	10	3x, last vs. Arkansas (2/12/22)
3-Point FG	2	2x, last at Ole Miss (2/9/22)
3-Point Att.	6	2x, last vs. Arkansas (2/12/22)
Free Throws	6	vs. Houston (12/11/21)
FT Att.	8	vs. LSU (1/19/22)

MISCELLANEOUS STATS

CATEGORY	2021-22	CAREER
Double-digit scoring	5	65
20+ point games	1	13
Double-digit rebounding	1	6
Double-doubles	1	5
Led UA in scoring		
Led UA in rebounding	2	2
Led UA in three-pointers	1	1
Led UA in assists		
Led UA in steals	4	4
Led UA in blocks	7	7
5+ assist games		2
3+ three-pointers		6
3+ steal games		3
3+ block games	1	7

GURLEY'S CAREER STATS

Year	GP	GS	Min	Avg	FG	FGA	Pct	3FG	3FGA	Pct	FT	FTA	Pct	Off	Def	Tot	Avg	FO	Ast	TO	Blk	Stl	Pts	Avg	
2018-19*	31	26	759	24.5	103	225	.458	34	108	.315	33	51	.647	37	76	113	3.6	89	5	29	57	24	17	273	8.8
2019-20*	32	32	925	28.9	173	324	.534	24	59	.407	89	127	.701	41	107	148	4.8	89	3	60	82	23	28	459	14.3
2020-21*	25	25	729	29.2	149	299	.488	38	112	.339	56	81	.691	30	114	144	5.8	59	3	63	57	27	23	386	15.4
2021-22	26	10	481	18.5	74	148	.500	16	59	.271	23	40	.575	39	58	97	3.7	70	3	12	36	20	11	187	7.2
TOTAL	114	93	2894	25.4	496	996	.498	112	338	.331	201	299	.672	147	355	502	4.4	307	14	164	232	94	79	1305	11.4



GURLEY'S 2021-22 GAME-BY-GAME STATS

Opponent	Date	Min	FG-FGA	3FG-FGA	FT-FTA	Off-Def-Tot	PF	A	TO	Stl	Blk	Pts
LOUISIANA TECH	11/9	19:18	1-7	1-4	0-0	0-1-1	4	2	3	1	0	3
SOUTH DAKOTA STATE	11/12	20:24	4-9	1-3	0-0	4-1-5	2	0	1	1	1	9
SOUTH ALABAMA	11/16	20:56	4-10	1-6	0-0	1-3-4	2	1	1	1	0	9
OAKLAND	11/19	20:13	3-6	0-2	2-5	2-5-7	2	0	2	0	2	8
vs. Iona	11/25	22:46	3-5	1-2	0-0	2-2-4	3	0	2	1	0	7
vs. Drake	11/26	17:20	4-6	0-1	0-1	0-3-3	4	0	0	1	1	8
vs. Miami	11/18	13:34	2-5	1-2	0-0	0-1-1	3	0	1	1	0	5
vs. Gonzaga	12/4	15:58	1-3	0-1	1-2	2-3-5	4	0	0	0	2	3
HOUSTON	12/11	17:12	1-1	0-0	6-7	0-1-1	5	2	2	0	0	8
at Memphis	12/14	14:57	2-6	0-4	0-0	1-1-2	0	0	0	0	0	4
JACKSONVILLE STATE	12/18	16:12	2-5	0-2	1-2	1-2-3	2	1	0	0	0	5
vs. Davidson	12/21	21:08	4-7	1-2	0-0	3-3-6	3	0	2	1	2	9
TENNESSEE*	12/29	31:49	8-10	2-4	2-2	1-9-10	3	0	1	0	1	20
at Florida*	1/5	6:04	1-2	1-1	0-0	1-0-1	5	0	1	0	0	3
at Missouri*	1/8	25:10	4-6	1-1	0-0	0-2-2	2	1	0	0	0	9
AUBURN*	1/11	26:01	3-6	1-2	4-4	0-2-2	0	1	1	0	3	11
at Mississippi State*	1/15	13:19	1-2	0-1	0-0	1-1-2	5	0	2	0	0	2
LSU*	1/19	23:53	2-5	0-2	2-8	4-3-7	1	1	5	0	2	6
MISSOURI*	1/22	17:05	3-3	0-0	2-4	3-0-3	0	1	1	0	1	8
at Georgia*	1/25	16:53	5-7	0-1	1-1	4-2-6	3	0	2	1	0	11
BAYLOR	1/29	19:42	2-5	0-1	0-0	1-2-3	4	1	1	0	1	4
at Auburn*	2/1	14:12	4-6	2-3	1-2	3-0-3	3	0	2	0	0	11
KENTUCKY*	2/5	16:48	1-6	0-3	1-2	0-4-4	3	0	2	2	0	3
at Ole Miss*	2/9	17:08	4-7	2-3	0-0	3-4-7	1	0	0	0	2	10
ARKANSAS*	2/12	18:13	4-10	1-6	0-0	2-2-4	4	1	4	1	1	9
MISSISSIPPI STATE*	2/16	14:44	1-3	0-2	0-0	0-1-1	2	0	0	0	1	2

* indicates Southeastern Conference opponent



JUSUAN HOLT

Tacoma, Wash.
St. Francis HS

Guard / Freshman / 6-6 / 190

CAREER HIGHS

Points	3	2x, last vs. Arkansas (2/12/22)
Rebounds	6	at Ole Miss (2/9/22)
Assists	3	at Ole Miss (2/9/22)
Steals		
Blocks	1	vs. South Alabama (11/16/21)
Minutes	25:55	at Ole Miss (2/9/22)
Field Goals	1	3x, last vs. Arkansas (2/12/22)
FG Att.	4	vs. Oakland (11/19/21)
3-Point FG	1	2x, last vs. Arkansas (2/12/22)
3-Point Att.	3	vs. Oakland (11/19/21)
Free Throws		
FT Att.		

2021-22 SEASON HIGHS

Points	3	2x, last vs. Arkansas (2/12/22)
Rebounds	6	at Ole Miss (2/9/22)
Assists	3	at Ole Miss (2/9/22)
Steals		
Blocks	1	vs. South Alabama (11/16/21)
Minutes	25:55	at Ole Miss (2/9/22)
Field Goals	1	3x, last vs. Arkansas (2/12/22)
FG Att.	4	vs. Oakland (11/19/21)
3-Point FG	1	2x, last vs. Arkansas (2/12/22)
3-Point Att.	3	vs. Oakland (11/19/21)
Free Throws		
FT Att.		

MISCELLANEOUS STATS

CATEGORY	2021-22	CAREER
Double-digit scoring		
20+ point games		
Double-digit rebounding		
Double-doubles		
Led UA in scoring		
Led UA in rebounding		
Led UA in three-pointers	1	1
Led UA in assists		
Led UA in steals		
Led UA in blocks		
5+ assist games		
3+ three-pointers		
3+ steal games		
3+ block games		



HOLT'S 2021-22 GAME-BY-GAME STATS

Opponent	Date	Min	FG-FGA	3FG-FGA	FT-FTA	Off-Def-Tot	PF	A	TO	Stl	Blk	Pts
LOUISIANA TECH	11/9	3:53	0-2	0-2	0-0	0-1-1	0	0	0	0	0	0
SOUTH DAKOTA STATE	11/12					DNP - Coach's Decision						
SOUTH ALABAMA	11/16	8:29	0-0	0-0	0-0	1-2-3	1	0	1	0	1	0
OAKLAND	11/19	11:48	0-4	0-3	0-0	2-3-5	0	0	1	0	0	0
vs. Iona	11/25					DNP - Coach's Decision						
vs. Drake	11/26					DNP - Coach's Decision						
vs. Miami	11/28	9:50	1-2	1-1	0-0	0-1-1	1	0	0	0	0	3
vs. Gonzaga	12/4					DNP - Coach's Decision						
HOUSTON	12/11					DNP - Coach's Decision						
at Memphis	12/14					DNP - Coach's Decision						
JACKSONVILLE STATE	12/18					DNP - Coach's Decision						
vs. Davidson	12/21	5:58	0-1	0-1	0-0	0-0-0	1	1	0	0	0	0
TENNESSEE*	12/29	3:19	0-1	0-1	0-0	0-1-1	0	0	0	0	0	0
at Florida*	1/5					DNP - Coach's Decision						
at Missouri*	1/8					DNP - Coach's Decision						
AUBURN*	1/11	6:43	0-1	0-1	0-0	0-1-1	1	0	0	0	0	0
at Mississippi State*	1/15	1:49	0-0	0-0	0-0	1-0-1	1	1	0	0	0	0
LSU*	1/19	2:35	0-0	0-0	0-0	0-0-0	0	0	0	0	0	0
MISSOURI*	1/22	10:46	0-2	0-2	0-0	0-0-0	0	0	0	0	0	0
at Georgia*	1/25	1:09	0-0	0-0	0-0	0-1-1	0	0	1	0	0	0
BAYLOR	1/29					DNP - Coach's Decision						
at Auburn*	2/1	2:49	0-0	0-0	0-0	0-1-1	1	0	0	0	0	0
KENTUCKY*	2/5	8:08	0-1	0-1	0-0	1-1-2	1	0	0	0	0	0
at Ole Miss*	2/9	25:55	1-2	0-0	0-0	0-6-6	2	3	0	0	0	2
ARKANSAS*	2/12	8:37	1-2	1-2	0-0	0-3-3	0	0	2	0	0	3
MISSISSIPPI STATE*	2/19	4:29	0-0	0-0	0-0	1-0-1	0	0	0	0	0	0

* indicates Southeastern Conference opponent

HOLT'S CAREER STATS

Year	GP	GS	Min	Avg	FG	FGA	Pct	3FG	3FGA	Pct	FT	FTA	Pct	Off	Def	Tot	Avg	PF	FO	Ast	TO	Blk	Stl	Pts	Avg
2021-22	16	0	116	7.3	3	18	.167	2	14	.143	0	0	.000	6	21	27	1.7	9	0	5	5	1	0	8	0.5
TOTAL	16	0	116	7.3	3	18	.167	2	14	.143	0	0	.000	6	21	27	1.7	9	0	5	5	1	0	8	0.5



/// 2
DARIUS
MILES

Washington, D.C.
Theodore Roosevelt HS

Forward / Sophomore / 6-6 / 185

CAREER HIGHS

Points	14	vs. South Dakota St. (11/12/21)
Rebounds	9	vs. Auburn (1/11/22)
Assists	3	vs. Jacksonville State (12/18/21)
Steals	3	2x, last vs. Mississippi St. (2/16/22)
Blocks	3	at Missouri (1/8/22)
Minutes	29:12	vs. Auburn (1/11/22)
Field Goals	5	vs. South Dakota St. (11/12/21)
FG Att.	9	2x, last vs. Gonzaga (12/4/21)
3-Point FG	3	3x, last at Memphis (12/14/21)
3-Point Att.	6	at LSU (1/19/21)
Free Throws	4	2x, last vs. Mississippi St. (2/16/22)
FT Att.	5	vs. Auburn (1/11/22)

2021-22 SEASON HIGHS

Points	14	vs. South Dakota St. (11/12/21)
Rebounds	9	vs. Auburn (1/11/22)
Assists	3	vs. Jacksonville State (12/18/21)
Steals	3	2x, last vs. Mississippi St. (2/16/22)
Blocks	3	at Missouri (1/8/22)
Minutes	29:12	vs. Auburn (1/11/22)
Field Goals	5	vs. South Dakota St. (11/12/21)
FG Att.	9	2x, last vs. Gonzaga (12/4/21)
3-Point FG	3	3x, last at Memphis (12/14/21)
3-Point Att.	5	vs. Gonzaga (12/4/21)
Free Throws	4	2x, last vs. Mississippi St. (2/16/22)
FT Att.	5	vs. Auburn (1/11/22)

MISCELLANEOUS STATS

CATEGORY	2021-22	CAREER
Double-digit scoring	7	7
20+ point games		
Double-digit rebounding		
Double-doubles		
Led UA in scoring		
Led UA in rebounding	2	2
Led UA in three-pointers	2	2
Led UA in assists		
Led UA in steals	4	4
Led UA in blocks	5	7
5+ assist games		
3+ three-pointers	3	3
3+ steal games	2	2
3+ block games	1	1



MILES' 2021-22 GAME-BY-GAME STATS

Opponent	Date	Min	FG-FGA	3FG-FGA	FT-FTA	Off-Def-Tot	PF	A	TO	Stl	Blk	Pts
LOUISIANA TECH	11/9	16:42	4-4	3-3	0-0	0-3-3	3	0	0	1	0	11
SOUTH DAKOTA STATE	11/12	18:13	5-9	3-4	0-1	3-1-4	4	0	1	0	1	13
SOUTH ALABAMA	11/16	19:37	4-7	0-2	2-4	0-2-2	2	2	2	3	1	10
OAKLAND	11/19	13:53	2-5	0-2	3-3	1-2-3	3	1	0	0	0	7
vs. Iona	11/25	16:49	2-7	0-2	3-4	0-2-2	3	0	0	0	0	7
vs. Drake	11/26	16:00	3-4	0-0	0-1	2-0-2	0	0	0	1	2	6
vs. Miami	11/28	17:43	2-5	1-3	0-0	1-4-5	2	2	1	1	2	5
vs. Gonzaga	12/4	18:54	2-9	1-5	0-0	2-2-4	4	0	1	2	0	5
HOUSTON	12/11	13:49	0-3	0-2	0-1	0-1-1	0	0	1	0	0	0
at Memphis	12/14	17:22	3-5	3-4	0-0	0-0-0	4	0	1	0	0	9
JACKSONVILLE STATE	12/18	26:40	3-8	2-5	2-2	3-4-7	2	3	0	1	1	10
vs. Davidson	12/21	13:37	2-8	0-4	0-0	2-3-5	0	1	1	0	0	4
TENNESSEE*	12/29					DNP - Coach's Decision						
at Florida*	1/5	13:21	0-3	0-2	0-0	0-2-2	3	1	0	1	1	0
at Missouri*	1/8	18:47	1-4	1-2	2-2	2-1-3	4	2	1	0	3	5
AUBURN*	1/11	29:12	3-6	1-3	3-5	3-6-9	4	1	2	1	1	10
at Mississippi State*	1/15	19:42	4-7	2-4	4-4	4-2-6	1	1	2	0	0	14
LSU*	1/19	25:41	1-2	1-2	2-3	0-6-6	2	0	2	1	0	5
MISSOURI*	1/22	16:16	2-4	1-3	2-3	2-2-4	3	0	2	0	1	7
at Georgia*	1/25	11:53	0-4	0-3	2-2	0-1-1	0	0	0	0	0	2
BAYLOR	1/29					DNP - Coach's Decision						
at Auburn*	2/1	9:12	1-4	1-3	0-0	0-1-1	3	0	1	1	0	3
KENTUCKY*	2/5					DNP - Coach's Decision						
at Ole Miss*	2/9	6:07	0-2	0-1	2-2	0-0-0	0	0	0	0	0	2
ARKANSAS*	2/12	20:24	1-4	1-4	0-0	0-7-7	2	1	0	0	0	3
MISSISSIPPI STATE*	2/16	20:48	3-5	2-4	4-4	1-6-7	2	1	1	3	0	12

* indicates Southeastern Conference opponent

MILES' CAREER STATS

Year	GP	GS	Min	Avg	FG	FGA	Pct	3FG	3FGA	Pct	FT	FTA	Pct	Off	Def	Tot	Avg	PF	FO	Ast	TO	Blk	Stl	Pts	Avg
2020-21	17	0	71	4.2	12	29	.414	7	20	.350	7	8	.875	3	12	15	0.9	8	0	4	15	4	3	38	2.2
2021-22	23	1	401	17.4	48	119	.403	23	67	.343	31	41	.756	26	58	84	3.7	51	0	16	19	13	16	150	6.5
TOTAL	40	1	472	11.8	60	148	.405	30	87	.345	38	49	.776	29	70	99	2.5	59	0	20	34	17	19	188	4.7



**JD
DAVISON**

Letohatchee, Ala.
Calhoun HS

Guard / Freshman / 6-3 / 195

CAREER HIGHS

Points	20	vs. Gonzaga (12/4/21)
Rebounds	10	vs. Mississippi (2/16/22)
Assists	10	2x, last at Memphis (12/14/21)
Steals	3	at Memphis (12/14/21)
Blocks	2	2x, last at Georgia (1/25/22)
Minutes	32:24	at Memphis (12/14/21)
Field Goals	7	at Ole Miss. (2/9/22)
FG Att.	10	2x, last vs. Kentucky (2/5/22)
3-Point FG	4	vs. Gonzaga (12/4/21)
3-Point Att.	6	vs. Gonzaga (12/4/21)
Free Throws	6	vs. Missouri (1/22/22)
FT Att.	8	2x, last vs. Missouri (1/22/22)

2021-22 SEASON HIGHS

Points	20	vs. Gonzaga (12/4/21)
Rebounds	10	vs. Mississippi State (2/16/22)
Assists	10	2x, last at Memphis (12/14/21)
Steals	3	at Memphis (12/14/21)
Blocks	2	2x, last at Georgia (1/25/22)
Minutes	32:24	at Memphis (12/14/21)
Field Goals	7	at Ole Miss (2/9/22)
FG Att.	10	2x, last vs. Kentucky (2/5/22)
3-Point FG	4	vs. Gonzaga (12/4/21)
3-Point Att.	6	vs. Gonzaga (12/4/21)
Free Throws	6	vs. Missouri (1/22/22)
FT Att.	8	2x, last vs. Missouri (1/22/22)

MISCELLANEOUS STATS

CATEGORY	2021-22	CAREER
Double-digit scoring	9	9
20+ point games	1	1
Double-digit rebounding	1	1
Double-doubles	1	1
Led UA in scoring	1	1
Led UA in rebounding	4	4
Led UA in three-pointers	2	2
Led UA in assists	12	12
Led UA in steals	6	6
Led UA in blocks	4	4
5+ assist games	8	8
3+ three-pointers	1	1
3+ steal games	1	1
3+ block games		



DAVISON'S 2021-22 GAME-BY-GAME STATS

Opponent	Date	Min	FG-FGA	3FG-FGA	FT-FTA	Off-Def-Tot	PF	A	TO	Stl	Blk	Pts
LOUISIANA TECH	11/9	25:50	3-4	1-2	5-7	2-4-6	0	6	2	1	0	12
SOUTH DAKOTA STATE	11/12	24:01	2-7	0-4	2-2	0-5-5	1	5	2	1	0	6
SOUTH ALABAMA	11/16	22:15	1-3	0-1	0-1	0-2-2	2	2	3	0	1	2
OAKLAND	11/19	27:18	3-6	2-4	2-2	2-5-7	2	5	3	0	0	10
vs. Iona	11/25	23:02	2-3	0-0	4-8	1-1-2	0	3	2	1	0	8
vs. Drake	11/26	20:33	3-6	0-2	1-2	0-5-5	0	3	7	0	1	7
vs. Miami	11/28	29:44	6-8	1-2	0-0	2-4-6	1	10	3	1	0	13
vs. Gonzaga	12/4	26:19	6-10	4-6	4-4	1-4-5	1	3	4	1	0	20
HOUSTON	12/11	26:32	3-4	0-0	4-5	1-8-9	1	2	2	0	0	10
at Memphis	12/14	32:24	3-6	0-1	2-4	5-0-5	2	10	3	3	1	8
JACKSONVILLE STATE	12/18	13:31	1-7	0-3	2-2	2-1-3	0	1	2	1	0	4
vs. Davidson	12/21	19:35	2-4	1-0	0-0	1-3-4	0	4	0	0	0	4
TENNESSEE*	12/29	22:34	1-3	0-2	3-4	1-5-6	1	3	8	1	0	5
at Florida*	1/5	20:08	0-3	0-1	2-2	0-2-2	1	4	1	0	0	2
at Missouri*	1/8	25:01	5-8	2-3	1-2	1-6-7	1	4	1	1	2	13
AUBURN*	1/11	26:03	4-9	0-2	1-2	0-2-2	1	4	1	1	0	9
at Mississippi State*	1/15	29:42	2-4	1-3	0-0	0-1-1	3	2	3	0	0	5
LSU*	1/19	18:20	2-7	0-4	0-0	1-2-3	1	1	3	0	0	4
MISSOURI*	1/22	31:37	4-8	3-4	6-8	1-3-4	1	2	2	1	1	17
at Georgia*	1/25	29:01	3-7	0-3	1-2	0-5-5	3	7	2	1	2	7
BAYLOR	1/29	26:28	6-9	2-4	0-0	0-4-4	2	5	3	2	1	14
at Auburn*	2/1	23:35	0-5	0-3	0-0	0-0-0	2	4	0	1	0	0
KENTUCKY*	2/5	25:47	3-10	1-3	0-0	3-3-6	1	0	3	0	0	7
at Ole Miss*	2/9	23:49	7-8	2-2	2-3	0-3-3	0	8	2	1	1	18
ARKANSAS*	2/12	29:41	4-9	1-3	2-3	2-2-4	3	4	6	1	1	11
MISSISSIPPI STATE*	2/16	17:49	2-4	0-2	3-3	1-9-10	0	1	3	1	0	7

* indicates Southeastern Conference opponent

DAVISON'S CAREER STATS

Year	GP	GS	Min	Avg	FG	FGA	Pct	3FG	3FGA	Pct	FT	FTA	Pct	Off	Def	Tot	Avg	PF	FO	Ast	TO	Blk	Stl	Pts	Avg
2021-22	26	4	641	24.6	78	162	.481	20	65	.308	47	66	.712	27	89	116	4.5	30	0	103	71	11	20	223	8.6
TOTAL	26	4	641	24.6	78	162	.481	20	65	.308	47	66	.712	27	89	116	4.5	30	0	103	71	11	20	223	8.6



4
JUWAN GARY

Columbia, S.C.
Liberty Heights/West Charlotte HS

Forward / Sophomore / 6-6 / 218

CAREER HIGHS

Points	19	2x, last at Florida (1/5/22)
Rebounds	10	2x, last vs. Drake (11/26/21)
Assists	2	vs. Kentucky (2/5/22)
Steals	3	2x, last vs. Tennessee (12/29/21)
Blocks	3	Arkansas (1/16/21)
Minutes	28:43	vs. Houston (12/11/21)
Field Goals	7	2x, last vs. Baylor (1/29/22)
FG Att.	13	vs. Houston (12/11/21)
3-Point FG	3	vs. Davidson (12/21/21)
3-Point Att.	5	vs. Gonzaga (12/4/21)
Free Throws	6	vs. Houston (12/11/21)
FT Att.	9	vs. Houston (12/11/21)

2021-22 SEASON HIGHS

Points	19	2x, last at Florida (1/5/22)
Rebounds	10	2x, last vs. Drake (11/26/21)
Assists	2	vs. Kentucky (2/5/22)
Steals	3	2x, last vs. Tennessee (12/29/21)
Blocks	1	9x, last vs. LSU(1/19/22)
Minutes	28:43	vs. Houston (12/11/21)
Field Goals	7	2x, last vs. Baylor (1/29/22)
FG Att.	13	vs. Houston (12/11/21)
3-Point FG	3	vs. Davidson (12/21/21)
3-Point Att.	5	vs. Gonzaga (12/4/21)
Free Throws	6	vs. Houston (12/11/21)
FT Att.	9	vs. Houston (12/11/21)

MISCELLANEOUS STATS

CATEGORY	2021-22	CAREER
Double-digit scoring	7	11
20+ point games		
Double-digit rebounding	2	2
Double-doubles	2	2
Led UA in scoring	2	2
Led UA in rebounding	4	6
Led UA in three-pointers		
Led UA in assists		1
Led UA in steals	4	8
Led UA in blocks	4	7
5+ assist games		
3+ three-pointers	1	1
3+ steal games	2	2
3+ block games		2



GARY'S 2021-22 GAME-BY-GAME STATS

Opponent	Date	Min	FG-FGA	3FG-FGA	FT-FTA	Off-Def-Tot	PF	A	TO	Stl	Blk	Pts
LOUISIANA TECH	11/9	21:04	6-10	0-3	0-0	5-5-10	1	1	0	3	0	12
SOUTH DAKOTA STATE	11/12	7:37	0-1	0-1	0-0	0-2-2	1	1	0	0	0	0
SOUTH ALABAMA	11/16					DNP - Injured						
OAKLAND	11/19					DNP - Injured						
vs. Iona	11/25	20:11	2-3	0-0	0-2	2-5-7	2	0	1	0	0	4
vs. Drake	11/26	26:36	6-9	0-0	2-4	4-6-10	4	0	2	2	0	14
vs. Miami	11/28	16:54	5-7	0-1	3-4	3-2-5	2	1	2	1	0	13
vs. Gonzaga	12/4	17:16	2-8	1-5	2-2	1-1-2	4	1	0	1	1	7
HOUSTON	12/11	28:43	6-13	1-3	6-9	3-1-4	4	0	0	0	1	19
at Memphis	12/14	20:39	3-6	1-2	0-0	0-2-2	5	0	3	0	0	7
JACKSONVILLE STATE	12/18	14:48	2-3	0-1	0-0	0-0-0	3	0	1	0	1	4
vs. Davidson	12/21	23:53	4-5	3-5	4-5	3-5-8	1	0	1	0	1	15
TENNESSEE*	12/29	20:24	1-3	0-1	0-0	3-1-4	4	0	1	3	1	2
at Florida*	1/5	27:45	7-11	1-3	4-4	4-4-8	0	1	0	2	1	19
at Missouri*	1/8	24:24	4-8	0-2	1-3	2-1-3	4	0	0	1	1	9
AUBURN*	1/11	6:06	2-3	0-1	0-0	1-0-1	4	0	0	0	0	4
at Mississippi State*	1/15	8:26	1-3	0-2	0-0	0-0-0	4	0	1	0	1	2
LSU*	1/19	7:09	0-2	0-1	0-0	1-1-2	1	0	0	0	1	0
MISSOURI*	1/22					DNP - Injured						
at Georgia*	1/25					DNP - Injured						
BAYLOR	1/29	26:34	7-8	0-0	1-2	3-0-3	0	0	1	0	1	15
at Auburn*	2/1	18:30	1-2	0-0	1-2	3-3-6	4	0	0	1	0	3
KENTUCKY*	2/5	21:13	2-6	0-2	2-6	0-4-4	1	2	1	0	1	6
at Ole Miss*	2/9	11:27	2-3	0-0	2-2	0-1-1	0	0	0	0	0	6
ARKANSAS*	2/12	6:15	1-3	0-1	0-0	0-1-1	2	0	0	0	0	2
MISSISSIPPI STATE*	2/16	7:32	1-1	0-0	0-0	1-1-2	1	0	1	1	0	2

* indicates Southeastern Conference opponent

GARY'S CAREER STATS

Year	GP	GS	Min	Avg	FG	FGA	Pct	3FG	3FGA	Pct	FT	FTA	Pct	Off	Def	Tot	Avg	PF	FO	Ast	TO	Blk	Stl	Pts	Avg
2020-21	30	2	284	9.5	48	89	.539	1	9	.111	18	34	.529	40	45	85	2.8	40	1	5	13	12	14	115	3.8
2021-22	22	15	383	17.4	65	118	.551	7	33	.212	28	45	.622	39	46	85	3.9	52	1	7	15	11	15	165	7.5
TOTAL	52	17	667	12.8	113	207	.546	8	42	.190	46	79	.582	79	91	170	3.3	92	2	12	28	23	29	280	5.4



/// 5

JADEN SHACKELFORD

Hesperia, Calif.
Hesperia HS

Guard / Junior / 6-3 / 220

CAREER HIGHS

Points	30	at Ole Miss (2/9/22)
Rebounds	12	vs. Jacksonville State (11/25/20)
Assists	8	at LSU (1/19/21)
Steals	4	vs LSU (1/19/22)
Blocks	2	2x, last vs. Oakland (11/19/21)
Minutes	42	at Auburn (2/12/20)
Field Goals	11	vs. Arkansas (2/1/20)
FG Att.	23	at Auburn (2/12/20)
3-Point FG	8	2x, last at Ole Miss (2/9/22)
3-Point Att.	17	at Auburn (2/12/20)
Free Throws	10	2x, last vs. Kentucky (1/26/21)
FT Att.	11	2x, last vs. LSU (1/19/22)

2021-22 SEASON HIGHS

Points	30	at Ole Miss (2/9/22)
Rebounds	10	2x, last vs. Iona (11/25/21)
Assists	5	vs. Baylor (1/29/22)
Steals	4	vs. LSU (1/19/22)
Blocks	2	vs. Oakland (11/19/21)
Minutes	38:24	vs. Gonzaga (12/4/21)
Field Goals	10	2x, last at Ole Miss (2/9/22)
FG Att.	18	vs. LSU (1/19/22)
3-Point FG	8	at Ole Miss (2/9/22)
3-Point Att.	13	at Ole Miss (2/9/22)
Free Throws	9	2x, last at Auburn (2/1/22)
FT Att.	11	vs LSU (1/19/22)

MISCELLANEOUS STATS

CATEGORY	2021-22	CAREER
Double-digit scoring	24	69
20+ point games	9	22
Double-digit rebounding	2	3
Double-doubles	2	3
Led UA in scoring	10	27
Led UA in rebounding	5	11
Led UA in three-pointers	15	34
Led UA in assists	4	11
Led UA in steals	6	10
Led UA in blocks		2
5+ assist games	1	3
3+ three-pointers	15	37
3+ steal games	3	4
3+ block games		

SHACKELFORD'S CAREER STATS

Year	GP	GS	Min	Avg	FG	FGA	Pct	3FG	3FGA	Pct	FT	FTA	Pct	Off	Def	Tot	Avg	PF	FO	Ast	TO	Blk	Stl	Pts	Avg
2019-20	31	19	911	29.4	148	358	.413	84	235	.357	86	112	.768	39	100	139	4.5	52	0	44	46	6	17	466	15.0
2020-21	33	32	969	29.4	154	376	.410	63	184	.342	90	119	.756	26	99	125	3.8	50	1	65	50	2	28	461	14.0
2021-22	26	26	885	34.0	147	364	.404	78	217	.359	73	96	.760	33	115	148	5.7	44	0	39	56	5	24	445	17.1
TOTAL	90	77	2765	30.7	449	1098	.409	225	636	.354	249	327	.761	98	314	412	4.6	146	1	148	152	13	69	1372	15.2



SHACKELFORD'S 2021-22 GAME-BY-GAME STATS

Opponent	Date	Min	FG-FGA	3FG-FGA	FT-FTA	Off-Def-Tot	PF	A	TO	Stl	Blk	Pts
LOUISIANA TECH	11/9	30:07	6-15	4-10	1-3	1-6-7	0	2	3	0	0	17
SOUTH DAKOTA STATE	11/12	32:01	8-17	3-8	4-5	2-3-5	4	0	0	0	0	23
SOUTH ALABAMA	11/16	34:46	6-16	4-10	2-4	2-8-10	2	1	5	1	1	18
OAKLAND	11/19	28:28	7-17	3-11	3-3	1-4-5	2	2	1	0	2	20
vs. Iona	11/25	31:11	6-17	4-10	3-4	1-9-10	3	1	2	0	0	19
vs. Drake	11/26	37:20	6-12	2-6	0-1	2-3-5	1	4	1	1	0	14
vs. Miami	11/28	25:52	5-11	5-9	0-0	0-3-3	0	0	1	0	0	15
vs. Gonzaga	12/4	38:24	10-16	6-8	2-3	0-9-9	1	2	3	0	0	28
HOUSTON	12/11	36:17	6-10	5-7	1-1	0-8-8	3	1	1	1	0	18
at Memphis	12/14	35:31	4-12	1-4	1-2	3-5-8	2	1	4	3	0	10
JACKSONVILLE State	12/18	34:03	0-6	0-5	0-0	2-2-4	2	2	2	0	1	0
vs. Davidson	12/21	32:53	8-15	4-11	0-0	1-4-5	3	1	3	1	0	29
TENNESSEE*	12/29	37:24	5-17	2-10	0-0	2-2-4	0	0	2	1	0	12
at Florida *	1/5	36:02	4-12	3-8	3-4	2-1-3	2	1	1	2	0	14
at Missouri*	1/8	36:04	5-15	3-8	4-4	0-2-2	1	2	1	0	0	17
AUBURN*	1/11	29:07	4-14	2-8	3-4	1-6-7	0	1	1	0	0	13
at Mississippi State*	1/15	32:03	6-16	1-9	4-5	1-4-5	0	1	1	2	0	17
LSU*	1/19	37:27	7-18	3-10	9-11	1-3-4	0	2	2	4	0	26
MISSOURI*	1/22	32:30	6-16	2-6	7-7	2-5-7	1	1	0	1	0	21
at Georgia*	1/25	37:07	6-10	6-9	2-4	0-3-3	3	2	5	0	1	20
BAYLOR	1/29	36:51	5-12	1-7	8-10	3-6-9	2	5	1	3	0	19
at Auburn*	2/1	35:02	6-15	5-11	9-10	1-2-3	3	2	3	0	0	26
KENTUCKY*	2/5	34:21	2-11	0-7	2-2	0-4-4	2	1	3	1	0	6
at Ole Miss*	2/9	35:45	10-17	8-13	2-4	0-5-5	3	0	2	1	0	30
ARKANSAS*	2/12	33:07	4-12	1-6	1-2	2-3-5	2	0	5	1	0	10
MISSISSIPPI STATE*	2/16	35:09	5-15	0-6	2-3	3-5-8	2	4	3	0	0	12

* indicates Southeastern Conference opponent



10
CHARLES
BEDIAKO

Brampton, Ontario
IMG Academy

Center / Freshman / 7-0 / 225

CAREER HIGHS

Points	15	vs. Mississippi St. (2/16/22)
Rebounds	8	4x, last Kentucky (2/5/22)
Assists	3	vs. Miami (11/28/21)
Steals	3	vs. South Alabama (11/16/21)
Blocks	6	2x, last vs. Mississippi St. (2/16/22)
Minutes	26:57	vs. Mississippi St. (2/16/22)
Field Goals	6	2x, last vs. Mississippi St. (2/16/22)
FG Att.	8	vs. Oakland (11/19/21)
3-Point FG		
3-Point Att.	1	at Florida (1/5/22)
Free Throws	5	2x, last at Mississippi St. (1/15/22)
FT Att.	8	vs. Tennessee (12/29/21)

2021-22 SEASON HIGHS

Points	15	vs. Mississippi St. (2/16/22)
Rebounds	8	34, last vs Kentucky (2/5/22)
Assists	3	vs. Miami (11/28/21)
Steals	3	vs. South Alabama (11/16/21)
Blocks	6	2x, last vs. Mississippi St. (2/16/22)
Minutes	26:57	vs. Mississippi St. (2/16/22)
Field Goals	6	2x, last vs. Mississippi St. (2/16/22)
FG Att.	8	vs. Oakland (11/19/21)
3-Point FG		
3-Point Att.	1	at Florida (1/5/22)
Free Throws	5	2x, last at Mississippi St. (1/15/22)
FT Att.	8	vs. Tennessee (12/29/21)

MISCELLANEOUS STATS

CATEGORY	2021-22	CAREER
Double-digit scoring	6	6
20+ point games		
Double-digit rebounding		
Double-doubles		
Led UA in scoring	1	1
Led UA in rebounding	2	2
Led UA in three-pointers		
Led UA in assists		
Led UA in steals	5	5
Led UA in blocks	13	13
5+ assist games		
3+ three-pointers		
3+ steal games	1	1
3+ block games	6	6



BEDIAKO'S 2021-22 GAME-BY-GAME STATS

Opponent	Date	Min	FG-FGA	3FG-FGA	FT-FTA	Off-Def-Tot	PF	A	TO	Stl	Blk	Pts
LOUISIANA TECH	11/9	10:54	2-4	0-0	1-2	2-1-3	5	1	1	0	0	5
SOUTH DAKOTA STATE	11/12	23:47	6-7	0-0	0-2	2-4-6	3	2	0	1	1	12
SOUTH ALABAMA	11/16	25:52	3-5	0-0	2-3	3-2-5	2	1	4	3	5	8
OAKLAND	11/19	26:06	5-8	0-0	2-3	4-1-5	1	0	0	0	3	12
vs. Iona	11/25	21:01	2-4	0-0	0-0	0-3-3	4	0	2	1	1	4
vs. Drake	11/26	15:31	2-2	0-0	0-0	1-3-4	2	0	0	1	2	4
vs. Miami	11/28	15:15	2-4	0-0	1-2	5-3-8	4	3	0	0	0	5
vs. Gonzaga	12/4	21:41	3-4	0-0	1-4	2-6-8	4	1	0	2	6	7
HOUSTON	12/11	16:17	3-3	0-0	1-2	0-1-1	5	1	1	0	0	7
at Memphis	12/14	18:43	4-5	0-0	1-2	0-0-0	3	0	0	2	1	9
JACKSONVILLE STATE	12/18	20:50	3-4	0-0	1-2	1-6-7	5	1	3	2	5	7
vs. Davidson	12/21	18:51	2-2	0-0	0-0	1-3-4	1	0	1	0	0	4
TENNESSEE*	12/29	12:48	0-1	0-0	5-8	2-1-3	2	0	0	0	0	5
at Florida*	1/5	24:34	4-8	0-1	3-4	6-1-7	4	1	2	2	2	11
at Missouri*	1/8	7:52	1-4	0-0	0-0	2-2-4	1	1	0	0	0	2
AUBURN*	1/11	13:59	2-3	0-0	2-2	1-0-1	0	0	1	0	2	6
at Mississippi State*	1/15	20:30	3-5	0-0	5-6	1-5-6	1	2	0	1	1	11
LSU*	1/19	16:26	0-1	0-0	0-0	1-1-2	0	0	1	0	0	0
MISSOURI*	1/22	8:29	1-2	0-0	1-2	1-0-1	2	0	0	0	1	3
at Georgia*	1/25	21:22	4-5	0-0	0-0	5-3-8	3	1	2	1	2	8
BAYLOR	1/29	13:20	1-1	0-0	0-0	0-0-0	1	0	1	0	0	2
at Auburn*	2/1	18:22	1-3	0-0	1-2	3-4-7	4	0	1	0	3	3
KENTUCKY*	2/5	20:05	4-4	0-0	4-4	4-4-8	3	1	1	1	1	12
at Ole Miss*	2/9	15:27	2-4	0-0	0-0	1-2-3	1	1	0	1	1	4
ARKANSAS*	2/12	13:48	3-4	0-0	3-4	1-2-3	3	0	2	1	2	9
MISSISSIPPI STATE*	2/16	26:57	6-7	0-0	3-7	1-4-5	2	0	0	0	6	15

* indicates Southeastern Conference opponent

BEDIAKO'S CAREER STATS

Year	GP	GS	Min	Avg	FG	FGA	Pct	3FG	3FGA	Pct	FT	FTA	Pct	Off	Def	Tot	Avg	PF	FO	Ast	TO	Blk	Stl	Pts	Avg
2021-22	26	24	469	18.0	69	104	.663	0	1	.000	37	61	.607	50	62	112	4.3	66	3	17	23	45	19	175	6.7
TOTAL	26	24	469	18.0	69	104	.663	0	1	.000	37	61	.607	50	62	112	4.3	66	3	17	23	45	19	175	6.7



13
JAHVON QUINERLY

Hackensack, N.J.
Hudson Catholic HS/Villanova

Guard / Junior / 6-1 / 175

CAREER HIGHS

Points	26	vs. South Dakota St. (11/12/21)
Rebounds	6	2x, last vs. Auburn (1/11/22)
Assists	11	Maryland (3/22/21)
Steals	3	vs. Stanford (11/30/20)
Blocks	2	vs. Mississippi St. (2/16/22)
Minutes	37:26	vs. Mississippi St. (2/16/22)
Field Goals	11	vs. South Dakota St. (11/12/21)
FG Att.	24	vs. South Dakota St. (11/12/21)
3-Point FG	6	at LSU (1/19/21)
3-Point Att.	15	vs. South Dakota St. (11/12/21)
Free Throws	8	vs. Drake (11/26/21)
FT Att.	11	vs. Drake (11/26/20)

2021-22 SEASON HIGHS

Points	26	vs. South Dakota St. (11/12/21)
Rebounds	6	2x, last vs Auburn (1/11/22)
Assists	9	vs. Missouri (1/22/22)
Steals	2	4x, last vs. Baylor (1/29/22)
Blocks	2	vs. Mississippi St. (2/16/22)
Minutes	37:26	vs. Mississippi St. (2/16/22)
Field Goals	11	vs. South Dakota St. (11/12/21)
FG Att.	24	vs. South Dakota St. (11/12/21)
3-Point FG	4	vs. South Dakota St. (11/12/21)
3-Point Att.	15	vs. South Dakota St. (11/12/21)
Free Throws	8	vs. Drake (11/26/21)
FT Att.	11	vs. Drake (11/26/21)

MISCELLANEOUS STATS

CATEGORY	2021-22	CAREER
Double-digit scoring	18	42
20+ point games	4	7
Double-digit rebounding		
Double-doubles		
Led UA in scoring	6	14
Led UA in rebounding		
Led UA in three-pointers	6	14
Led UA in assists	16	28
Led UA in steals	3	6
Led UA in blocks		
5+ assist games	10	14
3+ three-pointers	4	9
3+ steal games	1	2
3+ block games		

QUINERLY'S CAREER STATS

Year	GP	GS	Min	Avg	FG	FGA	Pct	3FG	3FGA	Pct	FT	FTA	Pct	Off	Def	Tot	Avg	PF	FO	Ast	TO	Blk	Stl	Pts	Avg
2018-19	25	0	230	9.2	28	83	.337	12	48	.250	11	15	.733	2	18	20	0.8	18	0	22	19	0	5	79	3.2
2020-21	30	7	753	25.1	142	297	.478	52	120	.433	51	74	.689	15	50	65	2.2	59	1	96	69	1	19	387	12.9
2021-22	26	22	816	31.4	135	334	.404	36	144	.250	63	86	.733	11	73	84	3.2	46	0	118	75	5	20	369	14.2
TOTAL	81	29	1800	22.2	305	714	.427	100	312	.321	125	175	.714	28	141	169	2.1	123	1	236	163	6	44	835	10.3



QUINERLY'S 2021-22 GAME-BY-GAME STATS

Opponent	Date	Min	FG-FGA	3FG-FGA	FT-FTA	Off-Def-Tot	PF	A	TO	Stl	Blk	Pts
LOUISIANA TECH	11/9	29:07	3-7	1-5	2-2	0-4-4	2	2	2	0	0	9
SOUTH DAKOTA STATE	11/12	33:46	11-24	4-15	0-0	0-5-5	1	8	3	0	0	26
SOUTH ALABAMA	11/16	35:40	3-10	0-3	2-2	0-3-3	2	5	4	1	0	8
OAKLAND	11/19	28:03	7-12	3-7	2-2	0-3-3	2	2	1	2	1	19
vs. Iona	11/25	32:14	6-14	0-2	3-7	0-2-2	1	2	1	2	0	15
vs. Drake	11/26	35:14	4-11	2-6	8-11	0-0-0	3	4	5	1	0	18
vs. Miami	11/28	24:22	3-9	1-4	0-1	1-3-4	0	2	1	0	1	7
vs. Gonzaga	12/4	30:60	6-17	1-5	4-4	0-2-2	2	6	4	1	0	17
HOUSTON	12/11	32:19	7-11	1-2	2-2	0-3-3	1	8	3	2	0	17
at Memphis	12/14	28:19	4-11	2-8	2-2	2-4-6	2	4	5	1	0	12
JACKSONVILLE STATE	12/18	35:41	6-11	2-4	1-4	0-5-5	1	4	2	1	0	15
vs. Davidson	12/21	32:23	5-16	2-6	1-2	0-0-0	0	6	2	1	0	13
TENNESSEE*	12/29	28:48	7-13	1-7	3-4	0-4-4	4	3	3	1	0	18
at Florida*	1/5	32:08	7-18	2-9	3-4	1-4-5	1	5	4	1	0	19
at Missouri*	1/8	32:39	9-13	0-2	1-3	2-3-5	2	4	1	0	0	19
AUBURN*	1/11	32:07	4-19	2-10	4-4	1-5-6	3	5	4	0	1	14
at Mississippi State*	1/15	23:18	1-5	0-2	3-4	1-0-1	3	2	4	0	0	5
LSU*	1/19	30:55	6-16	2-7	3-5	1-2-3	1	1	2	1	0	17
MISSOURI*	1/22	36:15	5-14	0-3	3-4	0-5-5	1	9	2	2	0	13
at Georgia*	1/25	25:33	2-9	1-7	0-0	1-2-3	3	3	2	1	0	5
BAYLOR	1/29	33:04	6-10	3-6	5-5	0-2-2	3	5	4	2	0	20
at Auburn*	2/1	34:55	7-21	2-8	4-4	0-4-4	4	4	2	1	0	20
KENTUCKY*	2/5	30:17	2-11	0-3	3-4	1-4-5	1	4	2	0	0	7
at Ole Miss*	2/9	32:53	4-10	1-2	0-1	0-2-2	3	8	5	0	0	9
ARKANSAS*	2/12	27:53	2-6	0-3	2-3	0-0-0	0	4	5	0	0	6
MISSISSIPPI STATE*	2/16	37:26	8-16	3-8	2-2	0-2-2	0	8	2	0	2	21

* indicates Southeastern Conference opponent



14
KEON
ELLIS

Eustis, Fla.
Leesburg, HS

Guard / Senior / 6-6 / 175

CAREER HIGHS

Points	22	vs. Miami (11/28/21)
Rebounds	13	vs. South Dakota St. (11/12/21)
Assists	5	vs. Tennessee (12/21/21)
Steals	4	4x, last at Georgia (1/25/22)
Blocks	3	2x, last vs. Arkansas (2/12/22)
Minutes	38:15	vs. Jacksonville State(12/18/21)
Field Goals	8	vs. Miami (11/28/21)
FG Att.	14	at Memphis (12/14/21)
3-Point FG	5	vs. Miami (11/28/21)
3-Point Att.	10	2x, last vs. JSU (12/18/21)
Free Throws	7	vs. Auburn (1/11/22)
FT Att.	8	vs. Auburn (1/11/22)

2021-22 SEASON HIGHS

Points	22	vs. Miami (11/28/21)
Rebounds	13	vs. South Dakota St. (11/12/21)
Assists	5	vs. Tennessee (12/29/21)
Steals	4	4x, last at Georgia (1/25/22)
Blocks	3	vs. Arkansas (2/12/22)
Minutes	38:15	vs. Jacksonville State(12/18/21)
Field Goals	8	vs. Miami (11/28/21)
FG Att.	14	at Memphis (12/14/21)
3-Point FG	5	vs. Miami (11/28/21)
3-Point Att.	10	2x, last vs. JSU (12/18/21)
Free Throws	7	vs. Auburn (1/11/22)
FT Att.	8	vs. Auburn (1/11/22)

MISCELLANEOUS STATS

CATEGORY	2021-22	CAREER
Double-digit scoring	14	20
20+ point games	2	2
Double-digit rebounding	2	2
Double-doubles	2	2
Led UA in scoring	5	6
Led UA in rebounding	6	11
Led UA in three-pointers	6	9
Led UA in assists	1	1
Led UA in steals	13	17
Led UA in blocks	8	8
5+ assist games	1	1
3+ three-pointers	6	7
3+ steal games	8	12
3+ block games	1	1

ELLIS' CAREER STATS

Year	GP	GS	Min	Avg	FG	FGA	Pct	3FG	3FGA	Pct	FT	FTA	Pct	Off	Def	Tot	Avg	PF	FO	Ast	TO	Blk	Stl	Pts	Avg
2020-21	32	7	559	17.5	60	119	.504	21	54	.389	34	47	.723	29	100	129	4.0	65	2	34	34	14	35	17	5.5
2021-22	26	26	792	30.5	88	210	.419	46	137	.336	67	76	.882	44	109	153	5.9	71	1	48	37	19	47	289	11.1
TOTAL	58	33	1351	23.3	148	329	.450	67	191	.351	101	123	.821	73	209	282	4.9	136	3	82	71	33	82	464	8.0



ELLIS' 2021-22 GAME-BY-GAME STATS

Opponent	Date	Min	FG-FGA	3FG-FGA	FT-FTA	Off-Def-Tot	PF	A	TO	Stl	Blk	Pts
LOUISIANA TECH	11/9	30:53	5-7	3-4	5-5	2-7-9	1	3	1	3	1	18
SOUTH DAKOTA STATE	11/12	35:07	5-10	2-5	3-4	5-8-13	1	3	0	1	0	15
SOUTH ALABAMA	11/16	31:16	6-10	2-5	4-5	2-4-6	2	1	2	3	0	18
OAKLAND	11/19	27:16	1-6	1-5	4-4	2-4-5	2	3	3	2	2	7
vs. Iona	11/25	31:45	2-3	0-1	0-0	2-6-8	1	1	2	2	2	4
vs. Drake	11/26	31:26	3-7	1-1	2-2	1-5-6	3	0	2	1	0	9
vs. Miami	11/28	29:02	8-11	5-6	1-1	0-4-4	3	2	2	0	0	22
vs. Gonzaga	12/4	29:05	1-5	0-4	2-3	1-3-4	3	2	0	0	0	4
HOUSTON	12/11	28:51	0-5	0-4	4-4	1-2-3	1	0	2	1	0	4
at Memphis	12/14	32:05	7-14	3-10	2-2	3-3-6	2	1	3	2	1	19
JACKSONVILLE STATE	12/18	38:15	6-12	4-10	4-4	2-8-10	2	3	1	0	0	20
vs. Davidson	12/21	31:42	3-9	2-7	1-1	3-1-4	3	4	1	2	1	9
TENNESSEE*	12/29	35:46	3-9	2-6	1-3	0-9-9	3	5	0	1	1	9
at Florida*	1/5	31:42	5-11	2-7	1-1	1-3-4	3	2	4	1	13	
at Missouri*	1/8	28:38	4-9	2-6	2-2	1-1-2	3	1	1	4	0	12
AUBURN*	1/11	30:43	1-5	1-4	7-8	1-6-7	5	0	2	4	0	10
at Mississippi State*	1/15	34:13	3-10	3-6	5-5	2-5-7	4	3	1	2	1	14
LSU*	1/19	28:12	3-8	1-6	5-5	4-4-8	4	1	0	3	0	12
MISSOURI*	1/22	32:08	3-6	3-4	0-0	3-0-3	4	1	2	3	1	9
at Georgia*	1/25	25:53	5-11	1-5	4-6	4-5-9	3	3	2	4	2	15
BAYLOR	1/29	31:24	2-4	1-3	6-7	0-2-2	4	0	2	1	0	11
at Auburn*	2/1	27:37	3-11	3-7	0-0	2-6-8	4	2	1	1	2	9
KENTUCKY	2/5	28:56	2-8	2-7	0-0	0-4-4	3	2	2	1	1	6
at Ole Miss*	2/9	24:04	5-6	1-1	2-2	1-3-4	2	2	2	1	0	13
ARKANSAS*	2/12	32:38	2-4	1-3	2-2	1-4-5	2	2	0	0	3	7
MISSISSIPPI STATE*	2/16	23:30	0-8	0-7	0-0	1-2-3	3	1	1	1	0	0

* indicates Southeastern Conference opponent



21
BRITTON
JOHNSON

Mountain Brook Ala.
Mountain Brook HS

Guard / Senior / 6-4 / 185

CAREER HIGHS

Points	3	4x, last vs. Miami (11/28/21)
Rebounds	3	vs. Missouri (1/22/22)
Assists	1	vs. Arkansas (1/16/21)
Steals		
Blocks	1	vs. Ole Miss (1/22/19)
Minutes	7:01	at Georgia (1/25/22)
Field Goals	1	5x, last vs. Missouri (1/22/22)
FG Att.	3	vs. Missouri (1/22/22)
3-Point FG	1	4x, last vs. Miami (11/28/21)
3-Point Att.	2	2x, last at Florida (1/5/22)
Free Throws		
FT Att.	1	vs. Missouri (1/22/22)

2021-22 SEASON HIGHS

Points	3	vs. Miami (11/28/21)
Rebounds	3	vs. Missouri (1/22/22)
Assists		
Steals		
Blocks		
Minutes	7:01	at Georgia (1/25/22)
Field Goals	1	2x, last vs. Missouri (1/22/22)
FG Att.	3	vs. Missouri (1/22/22)
3-Point FG		
3-Point Att.	2	2x, last at Georgia (1/25/22)
Free Throws		
FT Att.	1	vs. Missouri (1/22/22)

MISCELLANEOUS STATS

CATEGORY	2021-22	CAREER
Double-digit scoring		
20+ point games		
Double-digit rebounding		
Double-doubles		
Led UA in scoring		
Led UA in rebounding		
Led UA in three-pointers		
Led UA in assists		
Led UA in steals		
Led UA in blocks		
5+ assist games		
3+ three-pointers		
3+ steal games		
3+ block games		



JOHNSON'S 2021-22 GAME-BY-GAME STATS

Opponent	Date	Min	FG-FGA	3FG-FGA	FT-FTA	Off-Def-Tot	PF	A	TO	Stl	Blk	Pts
LOUISIANA TECH	11/9	1:25	0-0	0-0	0-0	1-1-2	0	0	0	0	0	0
SOUTH DAKOTA STATE	11/12				DNP - Coach's Decision							
SOUTH ALABAMA	11/16				DNP - Coach's Decision							
OAKLAND	11/19	1:45	0-1	0-1	0-0	0-0-0	0	0	0	0	0	0
vs. Iona	11/25				DNP - Coach's Decision							
vs. Drake	11/26				DNP - Coach's Decision							
vs. Miami	11/28	2:11	1-1	1-1	0-0	0-0-0	0	0	0	0	0	3
vs. Gonzaga	12/4				DNP - Coach's Decision							
HOUSTON	12/11				DNP - Coach's Decision							
at Memphis	12/14				DNP - Coach's Decision							
JACKSONVILLE STATE	12/18				DNP - Coach's Decision							
vs. Davidson	12/21				DNP - Coach's Decision							
TENNESSEE*	12/29				DNP - Coach's Decision							
at Florida*	1/5				DNP - Coach's Decision							
at Missouri*	1/8				DNP - Coach's Decision							
AUBURN*	1/11				DNP - Coach's Decision							
at Mississippi State*	1/15				DNP - Coach's Decision							
LSU*	1/19				DNP - Coach's Decision							
MISSOURI*	1/22	2:40	1-3	0-2	0-0	3-0-3	0	0	0	0	0	2
at Georgia*	1/25	7:01	0-2	0-2	0-0	1-0-1	0	0	0	0	0	0
BAYLOR	1/29				DNP - Coach's Decision							
at Auburn*	2/1				DNP - Coach's Decision							
KENTUCKY*	2/5				DNP - Coach's Decision							
at Ole Miss*	2/9				DNP - Coach's Decision							
ARKANSAS*	2/12				DNP - Coach's Decision							
MISSISSIPPI STATE*	2/16				DNP - Coach's Decision							

* indicates Southeastern Conference opponent

JOHNSON'S CAREER STATS

Year	GP	GS	Min	Avg	FG	FGA	Pct	3FG	3FGA	Pct	FT	FTA	Pct	Off	Def	Tot	Avg	PF	FO	Ast	TO	Blk	Stl	Pts	Avg
2018-19	5	0	3	0.6	0	0	.000	0	0	.000	0	0	.000	0	1	1	0.2	0	0	0	0	1	0	0	0.0
2019-20	6	0	6	1.1	1	3	.333	1	3	.333	0	0	.000	0	0	0	0.0	1	0	0	0	0	0	3	.05
2020-21	12	0	17	1.4	2	5	.400	2	5	.400	0	0	.000	1	2	3	0.3	5	0	1	0	0	0	6	0.5
2021-22	5	0	15	3.0	2	7	.286	1	6	.167	0	1	.000	5	1	6	1.2	1	0	0	1	0	0	5	1.0
TOTAL	28	0	42	1.5	5	15	.333	4	14	.286	0	1	.000	6	4	10	0.4	7	0	1	1	1	0	14	0.5



22 KEON AMBROSE- HYLTON

Toronto, Ontario
Andrews Osborne Academy

Forward / Sophomore / 6-8 / 210

CAREER HIGHS

Points	5	vs. Miami (11/28/21)
Rebounds	4	vs. Arkansas (1/16/21)
Assists	2	2x, last vs. Louisiana Tech (11/9/21)
Steals	1	2x, last at Florida (1/5/22)
Blocks	1	2x, last vs. Louisiana Tech (11/9/21)
Minutes	21:03	vs. Miami (11/28/21)
Field Goals	2	4x, last vs. Miami (11/28/21)
FG Att.	4	2x, last at Florida (1/5/22)
3-Point FG		
3-Point Att.		
Free Throws	1	2x, last vs. Miami (11/28/21)
FT Att.	3	vs. Miami (11/28/21)

2021-22 SEASON HIGHS

Points	5	vs. Miami (11/28/21)
Rebounds	3	2x, last at Florida (1/5/22)
Assists	2	vs. Louisiana Tech (11/9/21)
Steals	1	at Florida (1/5/22)
Blocks	1	vs. Louisiana Tech (11/9/21)
Minutes	21:03	vs. Miami (11/28/21)
Field Goals	2	vs. Miami (11/28/21)
FG Att.	4	at Florida (1/5/22)
3-Point FG		
3-Point Att.		
Free Throws	2	vs. Miami (11/28/21)
FT Att.	2	2x, last vs. Miami (11/28/21)

MISCELLANEOUS STATS

CATEGORY	2021-22	CAREER
Double-digit scoring		
20+ point games		
Double-digit rebounding		
Double-doubles		
Led UA in scoring		
Led UA in rebounding		
Led UA in three-pointers		
Led UA in assists		
Led UA in steals		
Led UA in blocks	1	1
5+ assist games		
3+ three-pointers		
3+ steal games		
3+ block games		



AMBROSE-HYLTON'S 2021-22 GAME-BY-GAME STATS

Opponent	Date	Min	FG-FGA	3FG-FGA	FT-FTA	Off-Def-Tot	PF	A	TO	Stl	Blk	Pts	
LOUISIANA TECH	11/9	7:02	1-2	0-0	0-0	1-0-1	3	2	1	0	1	2	
SOUTH DAKOTA STATE	11/12	5:04	0-0	0-0	0-0	1-0-1	0	0	1	0	0	0	
SOUTH ALABAMA	11/16	1:09	0-0	0-0	0-0	0-0-0	2	0	0	0	0	0	
OAKLAND	11/19	8:16	0-0	0-0	0-0	2-1-3	1	1	1	0	0	0	
vs. Iona	11/25	0:17	0-0	0-0	0-0	0-0-0	1	0	0	0	0	0	
vs. Drake	11/26												
vs. Miami	11/28	21:03	2-2	0-0	1-3	0-0-0	0	0	0	0	0	5	
vs. Gonzaga	12/4	1:23	0-0	0-0	0-0	0-0-0	1	0	0	0	0	0	
HOUSTON	12/11												
at Memphis	12/14												
JACKSONVILLE STATE	12/18												
vs. Davidson	12/21												
TENNESSEE*	12/29	7:08	1-3	0-0	0-0	1-0-1	0	0	0	0	0	2	
at Florida*	1/5	8:16	1-4	0-0	0-0	1-2-3	2	1	0	1	0	2	
at Missouri*	1/8	1:25	0-0	0-0	0-0	0-0-0	0	0	1	0	0	0	
AUBURN*	1/11												
at Mississippi State*	1/15												
LSU*	1/19												
MISSOURI*	1/22												
at Georgia*	1/25												
BAYLOR	1/29												
at Auburn*	2/1												
KENTUCKY*	2/5												
at Ole Miss*	2/9												
ARKANSAS*	2/12												
MISSISSIPPI STATE*	2/16												

* indicates Southeastern Conference opponent

AMBROSE-HYLTON'S CAREER STATS

Year	GP	GS	Min	Avg	FG	FGA	Pct	3FG	3FGA	Pct	FT	FTA	Pct	Off	Def	Tot	Avg	PF	FO	Ast	TO	Blk	Stl	Pts	Avg
2020-21	18	0	74	4.1	10	15	.667	0	0	.000	1	4	.250	3	10	13	0.7	9	0	2	3	1	1	21	1.2
2021-22	10	0	49	4.9	5	11	.455	0	0	.000	1	3	.333	6	3	9	0.9	10	0	4	4	1	1	11	1.1
TOTAL	28	0	123	4.4	15	26	.577	0	0	.000	2	7	.286	9	13	22	0.8	19	0	6	7	2	2	32	1.1



33
JAMES ROJAS

Jamestown, N.Y.
Jamestown HS

Forward / Senior / 6-8 / 220

CAREER HIGHS

Points	15	Florida (1/5/21)
Rebounds	7	4x, last at LSU (1/19/21)
Assists	2	2x, last at Georgia (1/25/22)
Steals	2	4x, last vs. Baylor (1/29/22)
Blocks	3	at LSU (1/19/21)
Minutes	24:08	at Georgia (1/25/22)
Field Goals	5	Florida (1/5/21)
FG Att.	8	2x, last vs. Florida (1/5/21)
3-Point FG	2	Furman (12/15/20)
3-Point Att.	4	2x, last vs. Kentucky (2/5/22)
Free Throws	5	Florida (1/5/21)
FT Att.	9	Florida (1/5/21)

2021-22 SEASON HIGHS

Points	9	vs. Mississippi St. (2/16/22)
Rebounds	6	vs. Missouri (1/22/22)
Assists	2	at Georgia (1/25/22)
Steals	2	2x, last vs. Baylor (1/29/22)
Blocks	1	vs. Kentucky (2/5/22)
Minutes	24:08	at Georgia (1/25/22)
Field Goals	3	vs. Missouri (1/22/22)
FG Att.	7	2x, last vs. Kentucky (2/5/22)
3-Point FG	1	3x, last at Auburn (2/01/22)
3-Point Att.	4	2x, last vs. Kentucky (2/5/22)
Free Throws	4	2x, last vs. Mississippi St. (2/16/22)
FT Att.	6	vs. Kentucky (2/5/22)

MISCELLANEOUS STATS

CATEGORY	2021-22	CAREER
Double-digit scoring		2
20+ point games		
Double-digit rebounding		
Double-doubles		
Led UA in scoring		
Led UA in rebounding		4
Led UA in three-pointers	1	2
Led UA in assists		
Led UA in steals	2	5
Led UA in blocks	1	2
5+ assist games		
3+ three-pointers		
3+ steal games		
3+ block games		1



ROJAS' 2021-22 GAME-BY-GAME STATS

Opponent	Date	Min	FG-FGA	3FG-FGA	FT-FTA	Off-Def-Tot	PF	A	TO	Stl	Blk	Pts
LOUISIANA TECH	11/9					DNP - Injured						
SOUTH DAKOTA STATE	11/12					DNP - Injured						
SOUTH ALABAMA	11/16					DNP - Injured						
OAKLAND	11/19					DNP - Injured						
vs. Iona	11/25					DNP - Injured						
vs. Drake	11/26					DNP - Injured						
vs. Miami	11/28					DNP - Injured						
vs. Gonzaga	12/4					DNP - Injured						
HOUSTON	12/11					DNP - Injured						
at Memphis	12/14					DNP - Injured						
JACKSONVILLE STATE	12/18					DNP - Injured						
vs. Davidson	12/21					DNP - Injured						
TENNESSEE*	12/29					DNP - Injured						
at Florida*	1/5					DNP - Injured						
at Missouri*	1/8					DNP - Injured						
AUBURN*	1/11					DNP - Injured						
at Mississippi State*	1/15	16:58	1-4	1-2	3-4	2-0-2	4	0	1	2	0	6
LSU*	1/19	9:22	0-2	0-2	0-0	0-1-1	0	0	1	1	0	0
Missouri*	1/22	12:14	3-6	0-3	0-0	3-3-6	0	0	1	0	0	6
at Georgia*	1/25	24:08	2-7	1-4	3-5	1-2-3	5	2	3	1	0	8
BAYLOR	1/29	12:37	0-0	0-0	2-2	0-3-3	3	0	1	2	0	2
at Auburn*	2/1	15:46	2-3	1-2	1-2	1-1-2	2	1	0	1	0	6
KENTUCKY*	2/5	14:05	2-7	0-4	4-6	3-2-5	2	0	1	0	1	8
at Ole Miss*	2/9	7:25	1-1	0-0	1-1	0-2-2	3	1	1	0	0	3
ARKANSAS*	2/12	9:24	2-2	1-1	3-3	1-3-4	4	1	0	0	0	8
MISSISSIPPI STATE*	2/16	11:36	2-4	1-1	4-4	1-0-1	2	0	1	0	0	9

* indicates Southeastern Conference opponent

ROJAS' CAREER STATS

Year	GP	GS	Min	Avg	FG	FGA	Pct	3FG	3FGA	Pct	FT	FTA	Pct	Off	Def	Tot	Avg	PF	FO	Ast	TO	Blk	Stl	Pts	Avg
2020-21	30	1	333	11.1	28	80	.350	6	26	.231	24	36	.667	20	58	78	2.6	60	0	11	30	6	16	86	2.9
2021-22	10	2	134	13.4	15	36	.417	5	19	.263	21	27	.778	13	17	30	3.0	25	1	5	10	1	7	56	5.6
TOTAL	40	3	466	11.7	43	116	.371	11	45	.244	45	63	.714	33	75	108	2.7	85	1	16	40	7	23	142	3.6



35
ALEX TCHIKOU

Paris, France
Dream City Christian HS

Forward / Redshirt Freshman / 6-11 / 230

CAREER HIGHS		
Points		
Rebounds	3	vs. Miami (11/28/21)
Assists		
Steals		
Blocks		
Minutes	3:24	vs. Oakland (11/19/21)
Field Goals		
FG Att.	1	2x, last vs. Miami (11/28/21)
3-Point FG		
3-Point Att.		
Free Throws		
FT Att.		

2021-22 SEASON HIGHS		
Points		
Rebounds	3	vs. Miami (11/28/21)
Assists		
Steals		
Blocks		
Minutes	3:24	vs. Oakland (11/19/21)
Field Goals		
FG Att.	1	2x, last vs. Miami (11/28/21)
3-Point FG		
3-Point Att.		
Free Throws		
FT Att.		

MISCELLANEOUS STATS		
CATEGORY	2021-22	CAREER
Double-digit scoring		
20+ point games		
Double-digit rebounding		
Double-doubles		
Led UA in scoring		
Led UA in rebounding		
Led UA in three-pointers		
Led UA in assists		
Led UA in steals		
Led UA in blocks		
5+ assist games		
3+ three-pointers		
3+ steal games		
3+ block games		



TCHIKOU'S 2021-22 GAME-BY-GAME STATS

Opponent	Date	Min	FG-FGA	3FG-FGA	FT-FTA	Off-Def-Tot	PF	A	TO	Stl	Blk	Pts
LOUISIANA TECH	11/9					DNP - Suspended						
SOUTH DAKOTA STATE	11/12					DNP - Suspended						
SOUTH ALABAMA	11/16					DNP - Coach's Decision						
OAKLAND	11/19	3:24	0-1	0-0	0-0	0-1-1	0	0	0	0	0	0
vs. Iona	11/25	0:44	0-0	0-0	0-0	0-0-0	0	0	1	0	0	0
vs. Drake	11/26					DNP - Coach's Decision						
vs. Miami	11/28	2:11	0-1	0-0	0-0	1-2-3	0	0	0	0	0	0
vs. Gonzaga	12/4					DNP - Coach's Decision						
HOUSTON	12/11					DNP - Coach's Decision						
at Memphis	12/14					DNP - Coach's Decision						
JACKSONVILLE STATE	12/18					DNP - Coach's Decision						
vs. Davidson	12/21					DNP - Coach's Decision						
TENNESSEE*	12/29					DNP - Coach's Decision						
at Florida*	1/5					DNP - Coach's Decision						
at Missouri*	1/8					DNP - Coach's Decision						
AUBURN*	1/11					DNP - Coach's Decision						
at Mississippi State*	1/15					DNP - Coach's Decision						
LSU*	1/19					DNP - Coach's Decision						
MISSOURI*	1/22					DNP - Coach's Decision						
at Georgia*	1/25					DNP - Coach's Decision						
BAYLOR	1/29					DNP - Coach's Decision						
at Auburn*	2/1					DNP - Coach's Decision						
KENTUCKY*	2/5					DNP - Coach's Decision						
at Ole Miss*	2/9					DNP - Coach's Decision						
ARKANSAS*	2/12					DNP - Coach's Decision						
MISSISSIPPI STATE*	2/16					DNP - Coach's Decision						

* indicates Southeastern Conference opponent

TCHIKOU'S CAREER STATS

Year	GP	GS	Min	Avg	FG	FGA	Pct	3FG	3FGA	Pct	FT	FTA	Pct	Off	Def	Tot	Avg	PF	FO	Ast	TO	Blk	Stl	Pts	Avg
2021-22	3	3	6	2.1	0	2	.000	0	0	.000	0	0	.000	1	3	4	1.3	0	0	0	1	0	0	0	0.0
TOTAL	3	3	6	2.1	0	2	.000	0	0	.000	0	0	.000	1	3	4	1.3	0	0	0	1	0	0	0	0.0

2021-22 SEASON/CAREER STATS



2021-22 Alabama Men's Basketball
Season/Career Statistics
All games

Page 1/2
as of Feb 17, 2022

Summary

Player	Season Statistics										Career Statistics									
	GP-GS	MIN/G	FG%	3FG%	FT%	R/G	A/G	STL	BLK	PTS/G	GP-GS	MIN/G	FG%	3FG%	FT%	R/G	A/G	STL	BLK	PTS/G
AMBROSE-HYLTON, Keon	10-0	4.9	.455	.000	.333	0.9	0.4	1	1	1.1	28-0	4.4	.577	.000	.286	0.8	0.2	2	2	1.1
BARNES, Tyler	3-0	1.9	.500	.500	1.000	0.3	0.3	0	0	2.3	31-1	1.5	.300	.200	.500	0.4	0.1	3	1	0.4
BEDIAKO, Charles	26-24	18.0	.663	.000	.607	4.3	0.7	19	45	6.7	26-24	18.0	.663	.000	.607	4.3	0.7	19	45	6.7
COTTRELL, Adam	1-0	1.8	.000	.000	.000	0.0	1.0	0	0	0.0	6-0	1.0	.000	.000	.000	0.2	0.2	0	0	0.0
DAVISON, JD	26-4	24.6	.481	.308	.712	4.5	4.0	20	11	8.6	26-4	24.6	.481	.308	.712	4.5	4.0	20	11	8.6
ELLIS, Keon	26-26	30.5	.419	.336	.882	5.9	1.8	47	19	11.1	58-33	23.3	.450	.351	.821	4.9	1.4	82	33	8.0
GARY, Juwan	22-15	17.4	.551	.212	.622	3.9	0.3	15	11	7.5	52-17	12.8	.546	.190	.582	3.3	0.2	29	23	5.4
GURLEY, Noah	26-10	18.5	.500	.271	.575	3.7	0.5	11	20	7.2	26-10	18.5	.500	.271	.575	3.7	0.5	11	20	7.2
HEARD, Delaney	1-0	1.0	.000	.000	.000	0.0	0.0	0	0	0.0	3-0	1.1	.000	.000	.000	0.3	0.0	0	0	0.0
HOLT, Jusaun	16-0	7.3	.167	.143	.000	1.7	0.3	0	1	0.5	16-0	7.3	.167	.143	.000	1.7	0.3	0	1	0.5
JOHNSON, Britton	5-0	3.0	.286	.167	.000	1.2	0.0	0	0	1.0	28-0	1.5	.333	.286	.000	0.4	0.0	0	1	0.5
MILES, Darius	23-1	17.4	.403	.343	.756	3.7	0.7	16	13	6.5	40-1	11.8	.405	.345	.776	2.5	0.5	19	17	4.7
QUINERLY, Jaden	2-0	1.6	.000	.000	.000	1.5	0.5	0	0	0.0	3-0	1.3	.333	.000	.000	1.0	0.3	0	0	0.7
QUINERLY, Jahvon	26-22	31.4	.404	.250	.733	3.2	4.5	20	5	14.2	56-29	28.0	.439	.333	.713	2.7	3.8	39	6	13.5
ROJAS, James	10-2	13.4	.417	.263	.778	3.0	0.5	7	1	5.6	40-3	11.7	.371	.244	.714	2.7	0.4	23	7	3.6
SHACKELFORD, Jaden	26-26	34.0	.404	.359	.760	5.7	1.5	24	5	17.1	90-77	30.7	.409	.354	.761	4.6	1.6	69	13	15.2
TCHIKOU, Alex	3-0	2.1	.000	.000	.000	1.3	0.0	0	0	0.0	3-0	2.1	.000	.000	.000	1.3	0.0	0	0	0.0

Scoring

Player	Season Statistics								Career Statistics							
	FG-FGA	FG%	3FG-3FGA	3FG%	FT-FTA	FT%	PTS	PTS/G	FG-FGA	FG%	3FG-3FGA	3FG%	FT-FTA	FT%	PTS	PTS/G
AMBROSE-HYLTON, Keon	5-11	.455	0-0	.000	1-3	.333	11	1.1	15-26	.577	0-0	.000	2-7	.286	32	1.1
BARNES, Tyler	2-4	.500	1-2	.500	2-2	1.000	7	2.3	3-10	.300	1-5	.200	4-8	.500	11	0.4
BEDIAKO, Charles	69-104	.663	0-1	.000	37-61	.607	175	6.7	69-104	.663	0-1	.000	37-61	.607	175	6.7
COTTRELL, Adam	0-0	.000	0-0	.000	0-0	.000	0	0.0	0-0	.000	0-0	.000	0-0	.000	0	0.0
DAVISON, JD	78-162	.481	20-65	.308	47-66	.712	223	8.6	78-162	.481	20-65	.308	47-66	.712	223	8.6
ELLIS, Keon	88-210	.419	46-137	.336	67-76	.882	289	11.1	148-329	.450	67-191	.351	101-123	.821	464	8.0
GARY, Juwan	65-118	.551	7-33	.212	28-45	.622	165	7.5	113-207	.546	8-42	.190	46-79	.582	280	5.4
GURLEY, Noah	74-148	.500	16-59	.271	23-40	.575	187	7.2	74-148	.500	16-59	.271	23-40	.575	187	7.2
HEARD, Delaney	0-0	.000	0-0	.000	0-0	.000	0	0.0	0-1	.000	0-0	.000	0-0	.000	0	0.0
HOLT, Jusaun	3-18	.167	2-14	.143	0-0	.000	8	0.5	3-18	.167	2-14	.143	0-0	.000	8	0.5
JOHNSON, Britton	2-7	.286	1-6	.167	0-1	.000	5	1.0	5-15	.333	4-14	.286	0-1	.000	14	0.5
MILES, Darius	48-119	.403	23-67	.343	31-41	.756	150	6.5	60-148	.405	30-87	.345	38-49	.776	188	4.7
QUINERLY, Jaden	0-2	.000	0-0	.000	0-2	.000	0	0.0	1-3	.333	0-0	.000	0-2	.000	2	0.7
QUINERLY, Jahvon	135-334	.404	36-144	.250	63-86	.733	369	14.2	277-631	.439	88-264	.333	114-160	.713	756	13.5
ROJAS, James	15-36	.417	5-19	.263	21-27	.778	56	5.6	43-116	.371	11-45	.244	45-63	.714	142	3.6
SHACKELFORD, Jaden	147-364	.404	78-217	.359	73-96	.760	445	17.1	449-1098	.409	225-636	.354	249-327	.761	1372	15.2
TCHIKOU, Alex	0-2	.000	0-0	.000	0-0	.000	0	0.0	0-2	.000	0-0	.000	0-0	.000	0	0.0

2021-22 TEAM STATS



2021-22 Alabama Men's Basketball
Overall Team Statistics
All games

Page 1/1
as of Feb 17, 2022

Team Statistics

	BAMA	OPP
Scoring	2090	1963
Points per game	80.4	75.5
Scoring margin	+4.9	-
Field goals-att	731-1639	697-1628
Field goal pct	.446	.428
3 point fg-att	235-764	189-591
3-point FG pct	.308	.320
3-pt FG made per game	9.0	7.3
Free throws-att	393-546	380-545
Free throw pct	.720	.697
F-Throws made per game	15.1	14.6
Rebounds	1050	952
Rebounds per game	40.4	36.6
Rebounding margin	+3.8	-
Assists	377	317
Assists per game	14.5	12.2
Turnovers	364	335
Turnovers per game	14.0	12.9
Turnover margin	-1.1	-
Assist/turnover ratio	1.0	0.9
Steals	180	187
Steals per game	6.9	7.2
Blocks	132	99
Blocks per game	5.1	3.8
Winning streak	3	-
Home win streak	2	-
Attendance	154768	66747
Home games-Avg/Game	14-11055	7-9535
Neutral site-Avg/Game	-	5-7345

Score by Periods

Team	1st	2nd	OT	TOT
Alabama	969	1121	0	2090
Opponents	914	1049	0	1963



2021-22 POINTS-REBOUNDS-ASSISTS



2021-22 Alabama Men's Basketball
Points-rebounds-assists
All games

Opponent	Date	Score	W/L	0	1	2	3	4	5	10	12	13	14	15
				GURLEY,NOA	HOLT,JUSAU	MILES,DARI	DAVISON,JD	GARY,JUWAN	SHACKELFOR	BEDIAKO,CH	HEARD,DELA	QUINERLY,J	ELLIS,KEON	BARNES,TYL
Louisiana Tech	11/09/2021	93-64	W	3-1-2	0-1-0	11-3-0	12-6-6	12-10-1	17-7-2	5-3-1	0-0-0	9-4-2	18-9-3	4-0-0
South Dakota St.	11/12/2021	104-88	W	9-5-0	DNP	13-4-0	6-5-5	0-2-1	23-5-0	12-6-2	DNP	26-5-8	15-13-3	DNP
South Alabama	11/16/2021	73-68	W	9-4-1	0-3-0	10-2-2	2-2-2	DNP	18-10-1	8-5-1	DNP	8-3-5	18-6-1	DNP
Oakland	11/19/2021	86-59	W	8-7-0	0-5-0	7-3-1	10-7-5	DNP	20-5-2	12-5-0	DNP	19-3-2	7-5-3	3-1-0
vs Iona	11/25/2021	68-72	L	7-4-0	DNP	7-2-0	8-2-3	4-7-0	19-10-1	4-3-0	DNP	15-2-2	4-8-1	DNP
vs Drake	11/26/2021	80-71	W	8-3-0	DNP	6-2-0	7-5-3	14-10-0	14-5-4	4-4-0	DNP	18-0-4	9-6-0	DNP
vs Miami (FL)	11/28/2021	96-64	W	5-1-0	3-1-0	5-5-2	13-6-10	13-5-1	15-3-0	5-8-3	DNP	7-4-2	22-4-2	0-0-1
vs Gonzaga	12/04/2021	91-82	W	3-5-0	DNP	5-4-0	20-5-3	7-2-1	28-9-2	7-8-1	DNP	17-2-6	4-4-2	DNP
Houston	12/11/2021	83-82	W	8-1-2	DNP	0-1-0	10-9-2	19-4-0	18-8-1	7-1-1	DNP	17-3-8	4-3-0	DNP
at Memphis	12/14/2021	78-92	L	4-2-0	DNP	9-0-0	8-5-10	7-2-0	10-8-1	9-0-0	DNP	12-6-4	19-6-1	DNP
Jacksonville St.	12/18/2021	65-59	W	5-3-1	DNP	10-7-3	4-3-1	4-0-0	0-4-2	7-7-1	DNP	15-5-4	20-10-3	DNP
vs Davidson	12/21/2021	78-79	L	9-6-0	0-0-1	4-5-1	4-4-4	15-8-0	20-5-1	4-4-0	DNP	13-0-6	9-4-4	DNP
Tennessee	12/29/2021	73-68	W	20-10-0	0-1-0	DNP	5-6-3	2-4-0	12-4-0	5-3-0	DNP	18-4-3	9-9-5	DNP
at Florida	01/05/2022	83-70	W	3-1-0	DNP	0-2-1	2-2-4	19-8-1	14-3-1	11-7-1	DNP	19-5-5	13-4-2	DNP
at Missouri	01/08/2022	86-92	L	9-2-1	DNP	5-3-2	13-7-4	9-3-0	17-2-2	2-4-1	DNP	19-5-4	12-2-1	DNP
Auburn	01/11/2022	77-81	L	11-2-1	0-1-0	10-9-1	9-2-4	4-1-0	13-7-1	6-1-0	DNP	14-6-5	10-7-0	DNP
at Mississippi St.	01/15/2022	76-78	L	2-2-0	0-1-1	14-6-1	5-1-2	2-0-0	17-5-1	11-6-2	DNP	5-1-2	14-7-3	DNP
LSU	01/19/2022	70-67	W	6-7-1	0-0-0	5-6-0	4-3-1	0-2-0	26-4-2	0-2-0	DNP	17-3-1	12-8-1	DNP
Missouri	01/22/2022	86-76	W	8-3-1	0-0-0	7-4-0	17-4-2	DNP	21-7-1	3-1-0	DNP	13-5-9	9-3-1	DNP
at Georgia	01/25/2022	76-82	L	11-6-0	0-1-0	2-1-0	7-5-7	DNP	20-3-2	8-8-1	DNP	5-3-3	15-9-3	DNP
Baylor	01/29/2022	87-78	W	4-3-1	DNP	DNP	14-4-5	15-3-0	19-9-5	2-0-0	DNP	20-2-5	11-2-0	DNP
at Auburn	02/01/2022	81-100	L	11-3-0	0-1-0	3-1-0	0-0-4	3-6-0	26-3-2	3-7-0	DNP	20-4-4	9-8-2	DNP
Kentucky	02/05/2022	55-66	L	3-4-0	0-2-0	DNP	7-6-0	6-4-2	6-4-1	12-8-1	DNP	7-5-4	6-4-2	DNP
at Ole Miss	02/09/2022	97-83	W	10-7-0	2-6-3	2-0-0	18-3-8	6-1-0	30-5-0	4-3-1	DNP	9-2-8	13-4-2	DNP
Arkansas	02/12/2022	68-67	W	9-4-1	3-3-0	3-7-1	11-4-4	2-1-0	10-5-0	9-3-0	DNP	6-0-4	7-5-2	DNP
Mississippi St.	02/16/2022	80-75	W	2-1-0	0-1-0	12-7-1	7-10-1	2-2-0	12-8-4	15-5-0	DNP	21-2-8	0-3-1	DNP



2021-22 Alabama Men's Basketball
Points-rebounds-assists
All games

Opponent	Date	Score	W/L	21	22	24	30	33	35
				JOHNSON,BR	AMBROSE-HY	QUINERLY,J	COTTRILL,A	ROJAS,JAME	TCHIKOU,AL
Louisiana Tech	11/09/2021	93-64	W	0-2-0	2-1-2	0-1-0	DNP	DNP	DNP
South Dakota St.	11/12/2021	104-88	W	DNP	0-1-0	DNP	DNP	DNP	DNP
South Alabama	11/16/2021	73-68	W	DNP	0-0-0	DNP	DNP	DNP	DNP
Oakland	11/19/2021	86-59	W	0-0-0	0-3-1	DNP	0-0-1	DNP	0-1-0
vs Iona	11/25/2021	68-72	L	DNP	0-0-0	DNP	DNP	DNP	0-0-0
vs Drake	11/26/2021	80-71	W	DNP	DNP	DNP	DNP	DNP	DNP
vs Miami (FL)	11/28/2021	96-64	W	3-0-0	5-0-0	0-2-1	DNP	DNP	0-3-0
vs Gonzaga	12/04/2021	91-82	W	DNP	0-0-0	DNP	DNP	DNP	DNP
Houston	12/11/2021	83-82	W	DNP	DNP	DNP	DNP	DNP	DNP
at Memphis	12/14/2021	78-92	L	DNP	DNP	DNP	DNP	DNP	DNP
Jacksonville St.	12/18/2021	65-59	W	DNP	DNP	DNP	DNP	DNP	DNP
vs Davidson	12/21/2021	78-79	L	DNP	DNP	DNP	DNP	DNP	DNP
Tennessee	12/29/2021	73-68	W	DNP	2-1-0	DNP	DNP	DNP	DNP
at Florida	01/05/2022	83-70	W	DNP	2-3-1	DNP	DNP	DNP	DNP
at Missouri	01/08/2022	86-92	L	DNP	0-0-0	DNP	DNP	DNP	DNP
Auburn	01/11/2022	77-81	L	DNP	DNP	DNP	DNP	DNP	DNP
at Mississippi St.	01/15/2022	76-78	L	DNP	DNP	DNP	DNP	6-2-0	DNP
LSU	01/19/2022	70-67	W	DNP	DNP	DNP	DNP	0-1-0	DNP
Missouri	01/22/2022	86-76	W	2-3-0	DNP	DNP	DNP	6-6-0	DNP
at Georgia	01/25/2022	76-82	L	0-1-0	DNP	DNP	DNP	8-4-2	DNP
Baylor	01/29/2022	87-78	W	DNP	DNP	DNP	DNP	2-3-0	DNP
at Auburn	02/01/2022	81-100	L	DNP	DNP	DNP	DNP	6-2-1	DNP
Kentucky	02/05/2022	55-66	L	DNP	DNP	DNP	DNP	8-5-0	DNP
at Ole Miss	02/09/2022	97-83	W	DNP	DNP	DNP	DNP	3-2-1	DNP
Arkansas	02/12/2022	68-67	W	DNP	DNP	DNP	DNP	8-4-1	DNP
Mississippi St.	02/16/2022	80-75	W	DNP	DNP	DNP	DNP	9-1-0	DNP



2021-22 TEAM GAME-BY-GAME



2021-22 Alabama Men's Basketball
Team Game-by-Game
All games

Page 1/1
as of Feb 17, 2022

Opponent	Date	Score	Total		3-Pointers		Free throws		Rebounds				PF	A	TO	BLK	STL	PTS	AVG	
			FG-FGA	PCT	3FG-3FGA	PCT	FT-FTA	PCT	OFF	DEF	TOT	AVG								
Louisiana Tech	11/09/2021	93-64	W	32-64	.500	13-33	.394	16-23	.696	16	35	51	51.0	19	19	14	2	9	93	93.0
South Dakota St.	11/12/2021	104-88	W	41-84	.488	13-40	.325	9-14	.643	18	29	47	49.0	17	19	8	3	4	104	98.5
South Alabama	11/16/2021	73-68	W	27-61	.443	7-27	.259	12-19	.632	11	28	39	45.7	17	13	22	9	12	73	90.0
Oakland	11/19/2021	86-59	W	29-67	.433	10-36	.278	18-22	.818	17	34	51	47.0	15	15	12	10	4	86	89.0
vs Iona	11/25/2021	68-72	L	25-56	.446	5-17	.294	13-25	.520	8	30	38	45.2	18	7	13	3	7	68	84.8
vs Drake	11/26/2021	80-71	W	31-57	.544	5-19	.263	13-22	.591	10	25	35	43.5	17	11	17	6	8	80	84.0
vs Miami (FL)	11/28/2021	96-64	W	37-69	.536	16-30	.533	6-11	.545	14	28	42	43.3	17	22	13	3	4	96	85.7
vs Gonzaga	12/04/2021	91-82	W	31-72	.431	13-34	.382	16-22	.727	12	31	43	43.3	24	15	12	9	7	91	86.4
Houston	12/11/2021	83-82	W	26-50	.520	7-18	.389	24-31	.774	7	27	34	42.2	20	14	12	1	4	83	86.0
at Memphis	12/14/2021	78-92	L	30-65	.462	10-33	.303	8-12	.667	14	17	31	41.1	20	16	20	3	11	78	85.2
Jacksonville St.	12/18/2021	65-59	W	23-56	.411	8-30	.267	11-16	.688	11	30	41	41.1	17	15	11	8	5	65	83.4
vs Davidson	12/21/2021	78-79	L	30-67	.448	12-36	.333	6-8	.750	16	23	39	40.9	12	17	11	4	5	78	82.9
Tennessee	12/29/2021	73-68	W	26-60	.433	7-31	.226	14-21	.667	11	32	43	41.1	17	11	15	3	7	73	82.2
at Florida	01/05/2022	83-70	W	29-72	.403	9-32	.281	16-19	.842	20	20	40	41.0	21	16	12	5	13	83	82.2
at Missouri	01/08/2022	86-92	L	33-67	.493	9-24	.375	11-16	.688	11	20	31	40.3	18	15	7	6	6	86	82.5
Auburn	01/11/2022	77-81	L	23-66	.348	7-31	.226	24-29	.828	11	31	42	40.4	18	12	12	7	6	77	82.1
at Mississippi St.	01/15/2022	76-78	L	22-56	.393	8-29	.276	24-28	.857	13	19	32	39.9	26	12	15	3	7	76	81.8
LSU	01/19/2022	70-67	W	21-61	.344	7-34	.206	21-32	.656	19	25	44	40.2	10	6	17	3	10	70	81.1
Missouri	01/22/2022	86-76	W	28-64	.438	9-27	.333	21-29	.724	23	21	44	40.4	13	14	11	5	7	86	81.4
at Georgia	01/25/2022	76-82	L	27-63	.429	9-34	.265	13-20	.650	17	25	42	40.5	23	18	19	7	9	76	81.1
Baylor	01/29/2022	87-78	W	29-49	.592	7-21	.333	22-26	.846	8	21	29	39.9	19	16	15	3	10	87	81.4
at Auburn	02/01/2022	81-100	L	25-70	.357	14-37	.378	17-22	.773	13	27	40	39.9	30	13	11	5	6	81	81.4
Kentucky	02/05/2022	55-66	L	18-64	.281	3-30	.100	16-24	.667	16	31	47	40.2	17	10	15	4	5	55	80.2
at Ole Miss	02/09/2022	97-83	W	36-60	.600	14-22	.636	11-15	.733	6	31	37	40.1	15	23	12	4	4	97	80.9
Arkansas	02/12/2022	68-67	W	24-56	.429	7-29	.241	13-17	.765	11	29	40	40.1	22	13	24	7	4	68	80.4
Mississippi St.	02/16/2022	80-75	W	28-63	.444	6-30	.200	18-23	.783	15	33	48	40.4	14	15	14	9	6	80	80.4
Total		2090		731-1639	.446	235-764	.308	393-546	.720	348	702	1050	40.4	476	377	364	132	180	2090	80.4
Opponents		1963		697-1628	.428	189-591	.320	380-545	.697	314	638	952	36.6	488	317	335	99	187	1963	75.5

Alabama Averages

Games Played	Points/game	FG Pct	3FG Pct	FT Pct	Rebounds/game	Assists/game	Turnovers/game	Assist/Turnover ratio	Steals/game	Blocks/game
26	80.4	44.6	30.8	72.0	40.4	14.5	14.0	1.0	6.9	5.1

2021-22 OPPONENT GAME-BY-GAME



2021-22 Alabama Men's Basketball
Opponents Game-by-Game
All games

Page 1/1
as of Feb 17, 2022

Opponent	Date	Score	Total		3-Pointers		Free throws		Rebounds				PF	A	TO	BLK	STL	PTS	AVG	
			FG-FGA	PCT	3FG-3FGA	PCT	FT-FTA	PCT	OFF	DEF	TOT	AVG								
Louisiana Tech	11/09/2021	93-64	W	26-67	.388	6-26	.231	6-19	.316	16	21	37	37.0	18	11	11	1	3	64	64.0
South Dakota St.	11/12/2021	104-88	W	34-70	.486	9-31	.290	11-18	.611	9	29	38	37.5	19	15	11	2	4	88	76.0
South Alabama	11/16/2021	73-68	W	25-65	.385	7-25	.280	11-16	.688	13	27	40	38.3	21	8	21	2	10	68	73.3
Oakland	11/19/2021	86-59	W	19-63	.302	4-23	.174	17-22	.773	12	23	35	37.5	15	3	9	1	9	59	69.8
vs Iona	11/25/2021	68-72	L	26-59	.441	4-21	.190	16-21	.762	5	26	31	36.2	17	14	13	5	8	72	70.2
vs Drake	11/26/2021	80-71	W	27-63	.429	7-19	.368	10-17	.588	13	20	33	35.7	20	10	15	1	7	71	70.3
vs Miami (FL)	11/28/2021	96-64	W	23-50	.460	4-17	.235	14-20	.700	4	19	23	33.9	16	6	13	2	8	64	69.4
vs Gonzaga	12/04/2021	91-82	W	30-67	.448	9-23	.391	13-25	.520	13	29	42	34.9	15	17	12	9	6	82	71.0
Houston	12/11/2021	83-82	W	31-73	.425	9-26	.346	11-19	.579	21	22	43	35.8	28	11	10	6	8	82	72.2
at Memphis	12/14/2021	78-92	L	32-60	.533	8-23	.348	20-25	.800	13	20	33	35.5	12	20	17	3	12	92	74.2
Jacksonville St.	12/18/2021	65-59	W	22-61	.361	6-25	.240	9-16	.563	13	25	38	35.7	20	7	9	3	4	59	72.8
vs Davidson	12/21/2021	78-79	L	31-58	.534	12-24	.500	5-5	1.000	4	23	27	35.0	13	22	11	3	6	79	73.3
Tennessee	12/29/2021	73-68	W	22-63	.349	7-29	.241	17-20	.850	10	25	35	35.0	19	10	11	2	10	68	72.9
at Florida	01/05/2022	83-70	W	22-52	.423	8-23	.348	18-28	.643	15	25	40	35.4	20	12	20	7	5	70	72.7
at Missouri	01/08/2022	86-92	L	31-63	.492	9-24	.375	21-27	.778	16	27	43	35.9	14	19	10	5	4	92	74.0
Auburn	01/11/2022	77-81	L	30-67	.448	7-26	.269	14-22	.636	10	34	44	36.4	24	11	13	11	9	81	74.4
at Mississippi St.	01/15/2022	76-78	L	24-59	.407	2-16	.125	28-38	.737	18	25	43	36.8	21	9	13	2	8	78	74.6
LSU	01/19/2022	70-67	W	24-56	.429	10-22	.455	9-15	.600	9	27	36	36.7	24	6	20	7	7	67	74.2
Missouri	01/22/2022	86-76	W	31-65	.477	11-24	.458	3-5	.600	14	16	30	36.4	23	13	11	4	7	76	74.3
at Georgia	01/25/2022	76-82	L	25-56	.446	8-23	.348	24-30	.800	9	23	32	36.2	20	16	14	1	5	82	74.7
Baylor	01/29/2022	87-78	W	26-56	.464	9-19	.474	17-22	.773	12	13	25	35.6	21	11	16	2	8	78	74.9
at Auburn	02/01/2022	81-100	L	32-66	.485	5-21	.238	31-39	.795	11	36	47	36.1	18	12	8	10	7	100	76.0
Kentucky	02/05/2022	55-66	L	24-60	.400	4-11	.364	14-19	.737	10	34	44	36.5	16	13	15	2	12	66	75.6
at Ole Miss	02/09/2022	97-83	W	32-67	.478	12-28	.429	7-14	.500	9	22	31	36.3	16	18	7	1	6	83	75.9
Arkansas	02/12/2022	68-67	W	22-70	.314	6-21	.286	17-24	.708	21	25	46	36.6	17	11	16	0	7	67	75.5
Mississippi St.	02/16/2022	80-75	W	26-72	.361	6-21	.286	17-19	.895	14	22	36	36.6	21	12	9	7	7	75	75.5
Total		1963		697-1628	.428	189-591	.320	380-545	.697	314	638	952	36.6	488	317	335	99	187	1963	75.5
Alabama		2090		731-1639	.446	235-764	.308	393-546	.720	348	702	1050	40.4	476	377	364	132	180	2090	80.4

Opponents Averages

Games Played	Points/game	FG Pct	3FG Pct	FT Pct	Rebounds/game	Assists/game	Turnovers/game	Assist/Turnover ratio	Steals/game	Blocks/game
26	75.5	42.8	32.0	69.7	36.6	12.2	12.9	0.9	7.2	3.8

2021-22 ALABAMA GAME HIGHS



2021-22 Alabama Men's Basketball
Team High/Low Analysis
All games

Page 1/4
as of Feb 17, 2022

Alabama - Game Highs

POINTS	104		South Dakota St. (11/12/2021)
	97		at Ole Miss (02/09/2022)
	96		vs Miami (FL) (N) (11/28/2021)
	93		Louisiana Tech (11/09/2021)
	91		vs Gonzaga (N) (12/04/2021)
FIELD GOALS MADE	41		South Dakota St. (11/12/2021)
	37		vs Miami (FL) (N) (11/28/2021)
FIELD GOAL ATTEMPTS	84		South Dakota St. (11/12/2021)
	72		at Florida (01/05/2022)
	72		vs Gonzaga (N) (12/04/2021)
FIELD GOAL PERCENTAGE	.600	(36-60)	at Ole Miss (02/09/2022)
	.592	(29-49)	Baylor (01/29/2022)
3 PT FG MADE	16		vs Miami (FL) (N) (11/28/2021)
	14		at Ole Miss (02/09/2022)
	14		at Auburn (02/01/2022)
3 PT FG ATTEMPTS	40		South Dakota St. (11/12/2021)
	37		at Auburn (02/01/2022)
3 PT FG PERCENTAGE	.636	(14-22)	at Ole Miss (02/09/2022)
	.533	(16-30)	vs Miami (FL) (N) (11/28/2021)
FREE THROWS MADE	24		at Mississippi St. (01/15/2022)
	24		Auburn (01/11/2022)
	24		Houston (12/11/2021)
FREE THROW ATTEMPTS	32		LSU (01/19/2022)
	31		Houston (12/11/2021)
FREE THROW PERCENTAGE	.857	(24-28)	at Mississippi St. (01/15/2022)
	.846	(22-26)	Baylor (01/29/2022)
REBOUNDS	51		Oakland (11/19/2021)
	51		Louisiana Tech (11/09/2021)
ASSISTS	23		at Ole Miss (02/09/2022)
	22		vs Miami (FL) (N) (11/28/2021)
STEALS	13		at Florida (01/05/2022)
	12		South Alabama (11/16/2021)
BLOCKED SHOTS	10		Oakland (11/19/2021)
	9		Mississippi St. (02/16/2022)
	9		vs Gonzaga (N) (12/04/2021)
	9		South Alabama (11/16/2021)
TURNOVERS	24		Arkansas (02/12/2022)
	22		South Alabama (11/16/2021)
FOULS	30		at Auburn (02/01/2022)
	26		at Mississippi St. (01/15/2022)

2021-22 OPPONENT GAME HIGHS



2021-22 Alabama Men's Basketball
Team High/Low Analysis
All games

Page 2/4
as of Feb 17, 2022

Opponent - Game Highs

POINTS	100		at Auburn (02/01/2022)
	92		at Missouri (01/08/2022)
	92		at Memphis (12/14/2021)
	88		South Dakota St. (11/12/2021)
	83		at Ole Miss (02/09/2022)
FIELD GOALS MADE	34		South Dakota St. (11/12/2021)
	32		at Ole Miss (02/09/2022)
	32		at Auburn (02/01/2022)
	32		at Memphis (12/14/2021)
FIELD GOAL ATTEMPTS	73		Houston (12/11/2021)
	72		Mississippi St. (02/16/2022)
FIELD GOAL PERCENTAGE	.534	(31-58)	vs Davidson (N) (12/21/2021)
	.533	(32-60)	at Memphis (12/14/2021)
3 PT FG MADE	12		at Ole Miss (02/09/2022)
	12		vs Davidson (N) (12/21/2021)
3 PT FG ATTEMPTS	31		South Dakota St. (11/12/2021)
	29		Tennessee (12/29/2021)
3 PT FG PERCENTAGE	.500	(12-24)	vs Davidson (N) (12/21/2021)
	.474	(9-19)	Baylor (01/29/2022)
FREE THROWS MADE	31		at Auburn (02/01/2022)
	28		at Mississippi St. (01/15/2022)
FREE THROW ATTEMPTS	39		at Auburn (02/01/2022)
	38		at Mississippi St. (01/15/2022)
FREE THROW PERCENTAGE	1.000	(5-5)	vs Davidson (N) (12/21/2021)
	.895	(17-19)	Mississippi St. (02/16/2022)
REBOUNDS	47		at Auburn (02/01/2022)
	46		Arkansas (02/12/2022)
ASSISTS	22		vs Davidson (N) (12/21/2021)
	20		at Memphis (12/14/2021)
STEALS	12		Kentucky (02/05/2022)
	12		at Memphis (12/14/2021)
BLOCKED SHOTS	11		Auburn (01/11/2022)
	10		at Auburn (02/01/2022)
TURNOVERS	21		South Alabama (11/16/2021)
	20		LSU (01/19/2022)
	20		at Florida (01/05/2022)
FOULS	28		Houston (12/11/2021)
	25		LSU (01/19/2022)

2021-22 ALABAMA GAME LOWS



2021-22 Alabama Men's Basketball
Team High/Low Analysis
All games

Page 3/4
as of Feb 17, 2022

Alabama - Game Lows

POINTS	55		Kentucky (02/05/2022)
	65		Jacksonville St. (12/18/2021)
	68		Arkansas (02/12/2022)
	68		vs Iona (N) (11/25/2021)
	70		LSU (01/19/2022)
FIELD GOALS MADE	18		Kentucky (02/05/2022)
	21		LSU (01/19/2022)
FIELD GOAL ATTEMPTS	49		Baylor (01/29/2022)
	50		Houston (12/11/2021)
FIELD GOAL PERCENTAGE	.281	(18-64)	Kentucky (02/05/2022)
	.344	(21-61)	LSU (01/19/2022)
3 PT FG MADE	3		Kentucky (02/05/2022)
	5		vs Drake (N) (11/26/2021)
	5		vs Iona (N) (11/25/2021)
3 PT FG ATTEMPTS	17		vs Iona (N) (11/25/2021)
	18		Houston (12/11/2021)
3 PT FG PERCENTAGE	.100	(3-30)	Kentucky (02/05/2022)
	.200	(6-30)	Mississippi St. (02/16/2022)
FREE THROWS MADE	6		vs Davidson (N) (12/21/2021)
	6		vs Miami (FL) (N) (11/28/2021)
FREE THROW ATTEMPTS	8		vs Davidson (N) (12/21/2021)
	11		vs Miami (FL) (N) (11/28/2021)
FREE THROW PERCENTAGE	.520	(13-25)	vs Iona (N) (11/25/2021)
	.545	(6-11)	vs Miami (FL) (N) (11/28/2021)
REBOUNDS	29		Baylor (01/29/2022)
	31		at Missouri (01/08/2022)
	31		at Memphis (12/14/2021)
ASSISTS	6		LSU (01/19/2022)
	7		vs Iona (N) (11/25/2021)
STEALS	4		Arkansas (02/12/2022)
	4		at Ole Miss (02/09/2022)
	4		Houston (12/11/2021)
	4		vs Miami (FL) (N) (11/28/2021)
	4		Oakland (11/19/2021)
	4		South Dakota St. (11/12/2021)
BLOCKED SHOTS	1		Houston (12/11/2021)
	2		Louisiana Tech (11/09/2021)
TURNOVERS	7		at Missouri (01/08/2022)
	8		South Dakota St. (11/12/2021)
FOULS	10		LSU (01/19/2022)
	12		vs Davidson (N) (12/21/2021)

2021-22 OPPONENT GAME LOWS



2021-22 Alabama Men's Basketball
Team High/Low Analysis
All games

Page 4/4
as of Feb 17, 2022

Opponent - Game Lows

POINTS	59		Jacksonville St. (12/18/2021)
	59		Oakland (11/19/2021)
	64		vs Miami (FL) (N) (11/28/2021)
	64		Louisiana Tech (11/09/2021)
	66		Kentucky (02/05/2022)
FIELD GOALS MADE	19		Oakland (11/19/2021)
	22		Arkansas (02/12/2022)
	22		at Florida (01/05/2022)
	22		Tennessee (12/29/2021)
	22		Jacksonville St. (12/18/2021)
FIELD GOAL ATTEMPTS	50		vs Miami (FL) (N) (11/28/2021)
	52		at Florida (01/05/2022)
FIELD GOAL PERCENTAGE	.302	(19-63)	Oakland (11/19/2021)
	.314	(22-70)	Arkansas (02/12/2022)
3 PT FG MADE	2		at Mississippi St. (01/15/2022)
	4		Kentucky (02/05/2022)
	4		vs Miami (FL) (N) (11/28/2021)
	4		vs Iona (N) (11/25/2021)
	4		Oakland (11/19/2021)
3 PT FG ATTEMPTS	11		Kentucky (02/05/2022)
	16		at Mississippi St. (01/15/2022)
3 PT FG PERCENTAGE	.125	(2-16)	at Mississippi St. (01/15/2022)
	.174	(4-23)	Oakland (11/19/2021)
FREE THROWS MADE	3		Missouri (01/22/2022)
	5		vs Davidson (N) (12/21/2021)
FREE THROW ATTEMPTS	5		Missouri (01/22/2022)
	5		vs Davidson (N) (12/21/2021)
FREE THROW PERCENTAGE	.316	(6-19)	Louisiana Tech (11/09/2021)
	.500	(7-14)	at Ole Miss (02/09/2022)
REBOUNDS	23		vs Miami (FL) (N) (11/28/2021)
	25		Baylor (01/29/2022)
ASSISTS	3		Oakland (11/19/2021)
	6		LSU (01/19/2022)
	6		vs Miami (FL) (N) (11/28/2021)
STEALS	3		Louisiana Tech (11/09/2021)
	4		at Missouri (01/08/2022)
	4		Jacksonville St. (12/18/2021)
	4		South Dakota St. (11/12/2021)
BLOCKED SHOTS	0		Arkansas (02/12/2022)
	1		at Ole Miss (02/09/2022)
	1		at Georgia (01/25/2022)
	1		vs Drake (N) (11/26/2021)
	1		Oakland (11/19/2021)
	1		Louisiana Tech (11/09/2021)
TURNOVERS	7		at Ole Miss (02/09/2022)
	8		at Auburn (02/01/2022)
FOULS	12		at Memphis (12/14/2021)
	13		vs Davidson (N) (12/21/2021)

2021-22 ALABAMA INDIVIDUAL HIGHS



2021-22 Alabama Men's Basketball
Player Highs Analysis
All games

Alabama - Individual Game Highs

POINTS	30		Jaden Shackelford at Ole Miss (02/09/2022)
	28		Jaden Shackelford vs Gonzaga (N) (12/04/2021)
	26		Jaden Shackelford at Auburn (02/01/2022)
	26		Jaden Shackelford vs LSU (01/19/2022)
	26		Jahvon Quinerly vs South Dakota St. (11/12/2021)
FIELD GOALS MADE	11		Jahvon Quinerly vs South Dakota St. (11/12/2021)
	10		Jaden Shackelford at Ole Miss (02/09/2022)
	10		Jaden Shackelford vs Gonzaga (N) (12/04/2021)
FIELD GOAL ATTEMPTS	24		Jahvon Quinerly vs South Dakota St. (11/12/2021)
	21		Jahvon Quinerly at Auburn (02/01/2022)
FIELD GOAL PERCENTAGE (min 5 made)	.875	(7-8)	JD Davison at Ole Miss (02/09/2022)
	.875	(7-8)	Juwan Gary vs Baylor (01/29/2022)
3 PT FG MADE	8		Jaden Shackelford at Ole Miss (02/09/2022)
	6		Jaden Shackelford at Georgia (01/25/2022)
	6		Jaden Shackelford vs Gonzaga (N) (12/04/2021)
3 PT FG ATTEMPTS	15		Jahvon Quinerly vs South Dakota St. (11/12/2021)
	13		Jaden Shackelford at Ole Miss (02/09/2022)
3 PT FG PERCENTAGE (min 2 made)	1.000	(3-3)	Darius Miles vs Louisiana Tech (11/09/2021)
	1.000	(2-2)	JD Davison at Ole Miss (02/09/2022)
FREE THROWS MADE	9		Jaden Shackelford at Auburn (02/01/2022)
	9		Jaden Shackelford vs LSU (01/19/2022)
FREE THROW ATTEMPTS	11		Jaden Shackelford vs LSU (01/19/2022)
	11		Jahvon Quinerly vs Drake (N) (11/26/2021)
FREE THROW PERCENTAGE (min 3 made)	1.000	(7-7)	Jaden Shackelford vs Missouri (01/22/2022)
	1.000	(5-5)	Jahvon Quinerly vs Baylor (01/29/2022)
	1.000	(5-5)	Keon Ellis vs LSU (01/19/2022)
	1.000	(5-5)	Keon Ellis at Mississippi St. (01/15/2022)
	1.000	(5-5)	Keon Ellis vs Louisiana Tech (11/09/2021)
	1.000	(4-4)	James Rojas vs Mississippi St. (02/16/2022)
	1.000	(4-4)	Darius Miles vs Mississippi St. (02/16/2022)
	1.000	(4-4)	Charles Bediako vs Kentucky (02/05/2022)
	1.000	(4-4)	Jahvon Quinerly at Auburn (02/01/2022)
	1.000	(4-4)	Darius Miles at Mississippi St. (01/15/2022)
	1.000	(4-4)	Noah Gurley vs Auburn (01/11/2022)
	1.000	(4-4)	Jahvon Quinerly vs Auburn (01/11/2022)
	1.000	(4-4)	Jaden Shackelford at Missouri (01/08/2022)
	1.000	(4-4)	Juwan Gary at Florida (01/05/2022)
	1.000	(4-4)	Keon Ellis vs Jacksonville St. (12/18/2021)
	1.000	(4-4)	Keon Ellis vs Houston (12/11/2021)
	1.000	(4-4)	Jahvon Quinerly vs Gonzaga (N) (12/04/2021)
1.000	(4-4)	JD Davison vs Gonzaga (N) (12/04/2021)	
1.000	(4-4)	Keon Ellis vs Oakland (11/19/2021)	
1.000	(3-3)	JD Davison vs Mississippi St. (02/16/2022)	
REBOUNDS	13		Keon Ellis vs South Dakota St. (11/12/2021)
	10		JD Davison vs Mississippi St. (02/16/2022)
	10		Noah Gurley vs Tennessee (12/29/2021)
	10		Keon Ellis vs Jacksonville St. (12/18/2021)
	10		Juwan Gary vs Drake (N) (11/26/2021)
	10		Jaden Shackelford vs Iona (N) (11/25/2021)
	10		Jaden Shackelford vs South Alabama (11/16/2021)
	10		Juwan Gary vs Louisiana Tech (11/09/2021)
ASSISTS	10		JD Davison at Memphis (12/14/2021)
	10		JD Davison vs Miami (FL) (N) (11/28/2021)



2021-22 ALABAMA INDIVIDUAL HIGHS



2021-22 Alabama Men's Basketball
Player Highs Analysis
All games

Page 2/4
as of Feb 17, 2022

Alabama - Individual Game Highs

STEALS	4	Keon Ellis at Georgia (01/25/2022)
	4	Jaden Shackelford vs LSU (01/19/2022)
	4	Keon Ellis vs Auburn (01/11/2022)
	4	Keon Ellis at Missouri (01/08/2022)
	4	Keon Ellis at Florida (01/05/2022)
BLOCKED SHOTS	6	Charles Bediako vs Mississippi St. (02/16/2022)
	6	Charles Bediako vs Gonzaga (N) (12/04/2021)
TURNOVERS	8	JD Davison vs Tennessee (12/29/2021)
	7	JD Davison vs Drake (N) (11/26/2021)
FOULS	5	James Rojas at Georgia (01/25/2022)
	5	Noah Gurley at Mississippi St. (01/15/2022)
	5	Keon Ellis vs Auburn (01/11/2022)
	5	Noah Gurley at Florida (01/05/2022)
	5	Charles Bediako vs Jacksonville St. (12/18/2021)
	5	Juwan Gary at Memphis (12/14/2021)
	5	Noah Gurley vs Houston (12/11/2021)
	5	Charles Bediako vs Houston (12/11/2021)
5	Charles Bediako vs Louisiana Tech (11/09/2021)	



2021-22 OPPONENT INDIVIDUAL HIGHS



2021-22 Alabama Men's Basketball
Player Highs Analysis
All games

Page 3/4
as of Feb 17, 2022

Opponent - Individual Game Highs

POINTS	33		Jarkel Joiner at Ole Miss (02/09/2022)
	31		Jamal Cain vs Oakland (11/19/2021)
	30		Kobe Brown at Missouri (01/08/2022)
	26		Tari Eason vs LSU (01/19/2022)
	25		Jabari Smith vs Auburn (01/11/2022)
	25		Marcus Sasser vs Houston (12/11/2021)
FIELD GOALS MADE	12		Jarkel Joiner at Ole Miss (02/09/2022)
	10		Luka Brajkovic vs Davidson (N) (12/21/2021)
	10		Drew Timme vs Gonzaga (N) (12/04/2021)
	10		Jamal Cain vs Oakland (11/19/2021)
FIELD GOAL ATTEMPTS	25		Marcus Sasser vs Houston (12/11/2021)
	23		Jamal Cain vs Oakland (11/19/2021)
FIELD GOAL PERCENTAGE (min 5 made)	.778	(7-9)	Jalen Duren at Memphis (12/14/2021)
	.727	(8-11)	Michael Jones vs Davidson (N) (12/21/2021)
3 PT FG MADE	6		Jarkel Joiner at Ole Miss (02/09/2022)
	5		Jarron Coleman vs Missouri (01/22/2022)
3 PT FG ATTEMPTS	14		Marcus Sasser vs Houston (12/11/2021)
	14		Kayo Goncalves vs South Alabama (11/16/2021)
3 PT FG PERCENTAGE (min 2 made)	1.000	(3-3)	Michael Jones vs Davidson (N) (12/21/2021)
	1.000	(2-2)	Dale Bonner vs Baylor (01/29/2022)
	1.000	(2-2)	Jaxon Etter at Georgia (01/25/2022)
	1.000	(2-2)	Tari Eason vs LSU (01/19/2022)
	1.000	(2-2)	Brandon McKissic at Florida (01/05/2022)
FREE THROWS MADE	10		Jabri Abdur-Rahim at Georgia (01/25/2022)
	10		Kobe Brown at Missouri (01/08/2022)
FREE THROW ATTEMPTS	13		Jaylin Williams vs Arkansas (02/12/2022)
	11		Jabri Abdur-Rahim at Georgia (01/25/2022)
	11		Kobe Brown at Missouri (01/08/2022)
	11		Jamal Cain vs Oakland (11/19/2021)
FREE THROW PERCENTAGE (min 3 made)	1.000	(9-9)	Shakeel Moore at Mississippi St. (01/15/2022)
	1.000	(6-6)	Daimion Collins vs Kentucky (02/05/2022)
	1.000	(6-6)	Isaiah Wong vs Miami (FL) (N) (11/28/2021)
	1.000	(5-5)	Wendell Green Jr. at Auburn (02/01/2022)
	1.000	(5-5)	Marcus Sasser vs Houston (12/11/2021)
	1.000	(4-4)	Garrison Brooks vs Mississippi St. (02/16/2022)
	1.000	(4-4)	Cam Carter vs Mississippi St. (02/16/2022)
	1.000	(4-4)	Kendall Brown vs Baylor (01/29/2022)
	1.000	(4-4)	Allen Flanigan vs Auburn (01/11/2022)
	1.000	(4-4)	Emoni Bates at Memphis (12/14/2021)
	1.000	(4-4)	Trey Townsend vs Oakland (11/19/2021)
	1.000	(3-3)	Braelen Bridges at Georgia (01/25/2022)
	1.000	(3-3)	Darian Adams vs Jacksonville St. (12/18/2021)
REBOUNDS	18		Baylor Scheierman vs South Dakota St. (11/12/2021)
	15		Oscar Tshiebwe vs Kentucky (02/05/2022)
ASSISTS	9		Luis Rodriguez at Ole Miss (02/09/2022)
	8		Foster Loyer vs Davidson (N) (12/21/2021)
STEALS	4		JD Notae vs Arkansas (02/12/2022)
	4		Oscar Tshiebwe vs Kentucky (02/05/2022)
	4		Walker Kessler at Auburn (02/01/2022)
	4		Landers Nolley II at Memphis (12/14/2021)
	4		Berrick JeanLouis vs Iona (N) (11/25/2021)
	4		Javon Franklin vs South Alabama (11/16/2021)



2021-22 OPPONENT INDIVIDUAL HIGHS



2021-22 Alabama Men's Basketball
Player Highs Analysis
All games

Page 4/4
as of Feb 17, 2022

Opponent - Individual Game Highs

BLOCKED SHOTS	8	Walker Kessler at Auburn (02/01/2022)
	4	Garrison Brooks vs Mississippi St. (02/16/2022)
	4	Mwani Wilkinson vs LSU (01/19/2022)
	4	Dylan Cardwell vs Auburn (01/11/2022)
	4	Jabari Smith vs Auburn (01/11/2022)
	4	Chet Holmgren vs Gonzaga (N) (12/04/2021)
TURNOVERS	7	Charles Manning, Jr. vs South Alabama (11/16/2021)
	6	James Akinjo vs Baylor (01/29/2022)
FOULS	5	Tolu Smith vs Mississippi St. (02/16/2022)
	5	Stanley Umude vs Arkansas (02/12/2022)
	5	Braelen Bridges at Georgia (01/25/2022)
	5	Dajuan Gordon vs Missouri (01/22/2022)
	5	Efton Reid vs LSU (01/19/2022)
	5	Tolu Smith at Mississippi St. (01/15/2022)
	5	Walker Kessler vs Auburn (01/11/2022)
	5	Santiago Vescovi vs Tennessee (12/29/2021)
	5	Maros Zeliznak vs Jacksonville St. (12/18/2021)
	5	Roman Penn vs Drake (N) (11/26/2021)
	5	Jay Jay Chandler vs South Alabama (11/16/2021)
	5	Diante Smith vs South Alabama (11/16/2021)
	5	Douglas Wilson vs South Dakota St. (11/12/2021)
5	Luke Appel vs South Dakota St. (11/12/2021)	

2021-22 SEASON STATS



2021-22 Alabama Men's Basketball
Combined Team Statistics
All games

Page 1/1
as of Feb 17, 2022

Game Records

Record	Overall	Home	Away	Neutral
ALL GAMES	17-9	12-2	2-5	3-2
CONFERENCE	7-6	5-2	2-4	0-0
NON-CONFERENCE	10-3	7-0	0-1	3-2

Score by Periods

Team	1st	2nd	OT	TOT
Alabama	969	1121	0	2090
Opponents	914	1049	0	1963

Team Box Score

No.	Player	Total			3-Point			F-Throw		Rebounds				PF DQ A TO BLK STL PTS AVG								
		GP-GS	MIN	AVG	FG-FGA	FG%	3FG-3FGA	3FG%	FT-FTA	FT%	OFF	DEF	TOT	AVG	PF	DQ	A	TO	BLK	STL	PTS	AVG
5	SHACKELFORD, Jaden	26-26	884:52	34.0	147-364	.404	78-217	.359	73-96	.760	33	115	148	5.7	44	0	39	56	5	24	445	17.1
13	QUINERLY, Jahvon	26-22	816:18	31.4	135-334	.404	36-144	.250	63-86	.733	11	73	84	3.2	46	0	118	75	5	20	369	14.2
14	ELLIS, Keon	26-26	792:07	30.5	88-210	.419	46-137	.336	67-76	.882	44	109	153	5.9	71	1	48	37	19	47	289	11.1
3	DAVISON, JD	26-4	640:39	24.6	78-162	.481	20-65	.308	47-66	.712	27	89	116	4.5	30	0	103	71	11	20	223	8.6
4	GARY, Juwan	22-15	383:26	17.4	65-118	.551	7-33	.212	28-45	.622	39	46	85	3.9	52	1	7	15	11	15	165	7.5
0	GURLEY, Noah	26-10	480:59	18.5	74-148	.500	16-59	.271	23-40	.575	39	58	97	3.7	70	3	12	36	20	11	187	7.2
10	BEDIAKO, Charles	26-24	469:07	18.0	69-104	.663	0-1	.000	37-61	.607	50	62	112	4.3	66	3	17	23	45	19	175	6.7
2	MILES, Darius	23-1	400:42	17.4	48-119	.403	23-67	.343	31-41	.756	26	58	84	3.7	51	0	16	19	13	16	150	6.5
33	ROJAS, James	10-2	133:35	13.4	15-36	.417	5-19	.263	21-27	.778	13	17	30	3.0	25	1	5	10	1	7	56	5.6
15	BARNES, Tyler	3-0	05:43	1.9	2-4	.500	1-2	.500	2-2	1.000	0	1	1	0.3	0	0	1	0	0	0	7	2.3
22	AMBROSE-HYLTON, Keon	10-0	49:00	4.9	5-11	.455	0-0	.000	1-3	.333	6	3	9	0.9	10	0	4	4	1	1	11	1.1
21	JOHNSON, Britton	5-0	15:02	3.0	2-7	.286	1-6	.167	0-1	.000	5	1	6	1.2	1	0	1	0	0	5	1.0	
1	HOLT, Jusaun	16-0	116:17	7.3	3-18	.167	2-14	.143	0-0	.000	6	21	27	1.7	9	0	5	5	1	0	8	0.5
24	QUINERLY, Jaden	2-0	03:10	1.6	0-2	.000	0-0	.000	0-2	.000	1	2	3	1.5	1	0	1	0	0	0	0	0.0
30	COTTRELL, Adam	1-0	01:45	1.8	0-0	.000	0-0	.000	0-0	.000	0	0	0	0.0	0	0	1	0	0	0	0	0.0
35	TCHIKOU, Alex	3-0	06:19	2.1	0-2	.000	0-0	.000	0-0	.000	1	3	4	1.3	0	0	0	1	0	0	0	0.0
12	HEARD, Delaney	1-0	00:59	1.0	0-0	.000	0-0	.000	0-0	.000	0	0	0	0.0	0	0	0	0	0	0	0	0.0
Team											47	44	91				11					
Total		26	5200		731-1639	.446	235-764	.308	393-546	.720	348	702	1050	40.4	476	9	377	364	132	180	2090	80.4
Opponents		26	5200		697-1628	.428	189-591	.320	380-545	.697	314	638	952	36.6	488	14	317	335	99	187	1963	75.5

Team Statistics

	BAMA	OPP
Scoring	2090	1963
Points per game	80.4	75.5
Scoring margin	+4.9	-
Field goals-att	731-1639	697-1628
Field goal pct	.446	.428
3 point fg-att	235-764	189-591
3-point FG pct	.308	.320
3-pt FG made per game	9.0	7.3
Free throws-att	393-546	380-545
Free throw pct	.720	.697
F-Throws made per game	15.1	14.6
Rebounds	1050	952
Rebounds per game	40.4	36.6
Rebounding margin	+3.8	-
Assists	377	317
Assists per game	14.5	12.2
Turnovers	364	335
Turnovers per game	14.0	12.9
Turnover margin	-1.1	-
Assist/turnover ratio	1.0	0.9
Steals	180	187
Steals per game	6.9	7.2
Blocks	132	99
Blocks per game	5.1	3.8
Winning streak	3	-
Home win streak	2	-
Attendance	154768	66747
Home games-Avg/Game	14-11055	7-9535
Neutral site-Avg/Game	-	5-7345

Team Results

Date	Opponent	Score	Att.
11/09/2021	Louisiana Tech	W 93-64	12613
11/12/2021	South Dakota St.	W 104-88	10546
11/16/2021	South Alabama	W 73-68	9038
11/19/2021	Oakland	W 86-59	10330
11/25/2021	vs Iona	L 68-72	2749
11/26/2021	vs Drake	W 80-71	3020
11/28/2021	vs Miami (FL)	W 96-64	3127
12/04/2021	vs Gonzaga	W 91-82	18048
12/11/2021	Houston	W 83-82	10613
12/14/2021	at Memphis	L 78-92	15266
12/18/2021	Jacksonville St.	W 65-59	10064
12/21/2021	vs Davidson	L 78-79	9781
12/29/2021	Tennessee	W 73-68	10427
01/05/2022	at Florida	W 83-70	10210
01/08/2022	at Missouri	L 86-92	10903
01/11/2022	Auburn	L 77-81	13474
01/15/2022	at Mississippi St.	L 76-78	8090
01/19/2022	LSU	W 70-67	10368
01/22/2022	Missouri	W 86-76	10799
01/25/2022	at Georgia	L 76-82	6703
01/29/2022	Baylor	W 87-78	14474
02/01/2022	at Auburn	L 81-100	9121
02/05/2022	Kentucky	L 55-66	12477
02/09/2022	at Ole Miss	W 97-83	6454
02/12/2022	Arkansas	W 68-67	10353
02/16/2022	Mississippi St.	W 80-75	9192



2021-22 SEC STATS



2021-22 Alabama Men's Basketball
Combined Team Statistics
In Conference games

Page 1/1
as of Feb 17, 2022

Game Records

Record	Overall	Home	Away	Neutral
ALL GAMES	7-6	5-2	2-4	0-0
CONFERENCE	7-6	5-2	2-4	0-0
NON-CONFERENCE	0-0	0-0	0-0	0-0

Score by Periods

Team	1st	2nd	OT	TOT
Alabama	483	525	0	1008
Opponents	481	524	0	1005

Team Box Score

No.	Player	Total			3-Point			F-Throw		Rebounds				PF DQ A TO BLK STL PTS AVG								
		GP-GS	MIN	AVG	FG-FGA	FG%	3FG-3FGA	3FG%	FT-FTA	FT%	OFF	DEF	TOT	AVG	PF	DQ	A	TO	BLK	STL	PTS	AVG
5	SHACKELFORD, Jaden	13-13	451:08	34.7	70-188	.372	36-111	.324	48-60	.800	15	45	60	4.6	19	0	17	29	1	14	224	17.2
13	QUINERLY, Jahvon	13-9	405:07	31.2	64-171	.374	14-71	.197	31-42	.738	8	37	45	3.5	26	0	60	38	3	6	173	13.3
14	ELLIS, Keon	13-13	383:60	29.5	39-107	.364	22-69	.319	29-34	.853	21	52	73	5.6	43	1	25	16	12	29	129	9.9
0	GURLEY, Noah	13-5	241:19	18.6	41-73	.562	10-29	.345	13-23	.565	22	30	52	4.0	32	2	5	21	11	4	105	8.1
3	DAVISON, JD	13-4	323:07	24.9	37-85	.435	10-35	.286	21-29	.724	10	43	53	4.1	18	0	44	35	7	9	105	8.1
10	BEDIAKO, Charles	13-11	220:59	17.0	31-51	.608	0-1	.000	27-39	.692	29	29	58	4.5	26	0	7	10	21	7	89	6.8
33	ROJAS, James	9-1	120:58	13.4	15-36	.417	5-19	.263	19-25	.760	13	14	27	3.0	22	1	5	9	1	5	54	6.0
2	MILES, Darius	11-1	191:23	17.4	16-45	.356	10-31	.323	21-25	.840	12	34	46	4.2	24	0	7	11	6	7	63	5.7
4	GARY, Juwan	11-8	159:10	14.5	22-45	.489	1-13	.077	10-17	.588	15	17	32	2.9	25	0	3	4	6	8	55	5.0
22	AMBROSE-HYLTON, Keon	3-0	16:49	5.6	2-7	.286	0-0	.000	0-0	.000	2	2	4	1.3	2	0	1	1	0	1	4	1.3
21	JOHNSON, Britton	2-0	09:41	4.8	1-5	.200	0-4	.000	0-1	.000	4	0	4	2.0	1	0	0	1	0	0	2	1.0
1	HOLT, Jusaun	11-0	76:19	6.9	2-9	.222	1-7	.143	0-0	.000	3	14	17	1.5	6	0	4	3	0	0	5	0.5
Team											32	27	59					6				
Total		13	2600		340-822	.414	109-390	.279	219-295	.742	186	344	530	40.8	244	4	178	184	68	90	1008	77.5
Opponents		13	2600		345-816	.423	95-289	.329	220-300	.733	166	341	507	39.0	253	8	162	167	59	94	1005	77.3

Team Statistics

	BAMA	OPP
Scoring	1008	1005
Points per game	77.5	77.3
Scoring margin	+0.2	-
Field goals-att	340-822	345-816
Field goal pct	.414	.423
3 point fg-att	109-390	95-289
3-point FG pct	.279	.329
3-pt FG made per game	8.4	7.3
Free throws-att	219-295	220-300
Free throw pct	.742	.733
F-Throws made per game	16.8	16.9
Rebounds	530	507
Rebounds per game	40.8	39.0
Rebounding margin	+1.8	-
Assists	178	162
Assists per game	13.7	12.5
Turnovers	184	167
Turnovers per game	14.2	12.8
Turnover margin	-1.3	-
Assist/turnover ratio	1.0	1.0
Steals	90	94
Steals per game	6.9	7.2
Blocks	68	59
Blocks per game	5.2	4.5
Winning streak	3	-
Home win streak	2	-
Attendance	77090	51481
Home games-Avg/Game	7-11013	6-8580
Neutral site-Avg/Game	-	0-0

Team Results

Date	Opponent	Score	Att.
12/29/2021	Tennessee	W 73-68	10427
01/05/2022	at Florida	W 83-70	10210
01/08/2022	at Missouri	L 86-92	10903
01/11/2022	Auburn	L 77-81	13474
01/15/2022	at Mississippi St.	L 76-78	8090
01/19/2022	LSU	W 70-67	10368
01/22/2022	Missouri	W 86-76	10799
01/25/2022	at Georgia	L 76-82	6703
02/01/2022	at Auburn	L 81-100	9121
02/05/2022	Kentucky	L 55-66	12477
02/09/2022	at Ole Miss	W 97-83	6454
02/12/2022	Arkansas	W 68-67	10353
02/16/2022	Mississippi St.	W 80-75	9192



2021-22 RADIO/TV CHART



NOAH GURLEY
FORWARD Gr. • 6-8 • 215
 Fayetteville, Ga.
 (Furman/Fayette County HS)



JUSAUN HOLT
GUARD Fr. • 6-6 • 190
 Tacoma, Wash.
 (St. Francis Day School)



DARIUS MILES
FORWARD So. • 6-6 • 185
 Washington, D.C.
 (IMG Academy)



JD DAVISON
GUARD Fr. • 6-3 • 195
 Latohatchee, Ala.
 (Calhoun HS)



JUWAN GARY
FORWARD So. • 6-6 • 218
 Columbia, S.C.
 (West Charlotte HS)



JADEN SHACKELFORD
GUARD Jr. • 6-3 • 200
 Hesperia, Calif.
 (Hesperia HS)



CHARLES BEDIAKO
CENTER Fr. • 7-0 • 225
 Brampton, Ontario
 (IMG Academy)



DELANEY HEARD
GUARD So. • 6-3 • 198
 Canton, Ga.
 (Oak Hill Academy)



JAHVON QUINERLY
GUARD Jr. • 6-1 • 175
 Hackensack, N.J.
 (Villanova/Hudson Catholic HS)



KEON ELLIS
GUARD Sr. • 6-6 • 175
 Eustis, Fla.
 (Florida SW State/Leesburg HS)



TYLER BARNES
FORWARD Gr. • 6-8 • 210
 Louisville, Ky.
 (St. Xavier HS)




BRITTON JOHNSON
GUARD Sr. • 6-4 • 185
 Mountain Brook, Ala.
 (Mountain Brook HS)




KEON AMBROSE-HYLTON
FORWARD So. • 6-8 • 215
 Toronto, Ontario
 (Andrews Osborne Academy)



JADEN QUINERLY
GUARD So. • 6-0 • 155
 Hackensack, N.J.
 (Ramsey HS)




NIMARI BURNETT
GUARD So. • 6-4 • 190
 Chicago, Ill.
 (Texas Tech/Prolific Prep)



ADAM COTTRELL
GUARD Jr. • 6-3 • 200
 Flowery Branch, Ga.
 (Lakeview Academy)



JAMES ROJAS
FORWARD Sr. • 6-8 • 220
 Jamestown, N.Y.
 (Hutchinson CC/Jamestown HS)



ALEX TCHIKOU
FORWARD R-Fr. • 6-11 • 230
 Paris France
 (Dream City Christian HS)



NATE OATS
HEAD COACH
 3rd Season



CHARLIE HENRY
ASSISTANT COACH
 3rd Season



BRYAN HODGSON
ASSISTANT COACH
 3rd Season



ANTOINE PETTWAY
ASSISTANT COACH
 11th Season