



KENTUCKY

WOMEN'S BASKETBALL®



Kentucky Wildcats vs. South Carolina Gamecocks

Feb. 10 - 7 p.m. ET - ESPN

Memorial Coliseum (8,000) - Lexington, Ky.

UK Athletics Communication and Public Relations · (859) 257-3838 · www.UKathletics.com
Evan Crane (wesley.crane@uky.edu) and Sommer Thomas (sommer.thomas@uky.edu)

TV - ESPN

PBP: Ryan Ruocco
Analyst: Rebecca Lobo
Reporter: Andraya Carter

Radio - UK Sports Network

PBP: Darren Headrick
630 AM (Lexington)

Live Stats

kentucky.statbroadcast.com
Password: mediaaccess2021
(home games only)

Tickets (home games)

UKathleticstix.com
Reserved - \$10
General Admission - \$8
Kids/Seniors - \$5

Follow the Cats

Twitter: @KentuckyWBB
Instagram: @KentuckyWBB
Facebook: /KentuckyWBB

2021-22 KENTUCKY WBB SCHEDULE

November 2021

4	LEE UNIVERSITY [EXH]		W, 95-51
9	PRESBYTERIAN	SEC Network+	W, 81-53
11	NORTH ALABAMA	SEC Network+	W, 98-56
14	at #8/7 Indiana	ESPN	L, 88-67
21	WINTHROP	SEC Network+	W, 92-47
27	LA SALLE	SEC Network+	W, 74-52

December 2021

1	RV/RV WEST VIRGINIA^	SEC Network+	W, 83-60
5	MERRIMACK COLLEGE	SEC Network+	W, 90-56
9	RV/NR DEPAUL%	SEC Network	L, 94-85
12	at #7/5 Louisville&	ESPN	L, 64-58
17	MORGAN STATE	SEC Network+	PPD
19	USC UPSTATE	SEC Network+	W, 67-44

January 2022

6	#15/14 GEORGIA*	SEC Network+	W, 84-76
9	at #1/1 South Carolina*	ESPN	L, 74-54
16	at #5/6 Tennessee*	ESPN	L, 84-58
20	FLORIDA*	SEC Network	L, 77-52
23	RV/RV OLE MISS*%	SEC Network	L, 63-54
25	at Auburn*	SEC Network+	W, 67-55
27	at Vanderbilt*	SEC Network+	L, 65-57
30	at LSU*	SEC Network	L, 78-69

February 2022

6	TEXAS A&M*	ESPN2	L, 73-64ot
10	#1/1 SOUTH CAROLINA*	ESPN	7 p.m.
13	at Alabama*	SEC Network	2 p.m.
15	MISSISSIPPI STATE*	SEC Network+	6 p.m.
17	VANDERBILT*	SEC Network+	7 p.m.
20	at Arkansas*	SEC Network	2 p.m.
24	at Missouri*	SEC Network+	8 p.m.
27	AUBURN*	SEC Network	4 p.m.

March/April 2022

2-6	SEC Tournament (N1)	SECN/ESPN	TBD
18-21	NCAA 1st & 2nd Rounds (N2)	ESPN	TBD
25-28	NCAA Regionals (N3)	ESPN	TBD
1 & 3	NCAA Final Four (N4)	ESPN	TBD

* denotes SEC game; ^ denotes SEC/Big 12 Challenge; & denotes ESPN Jimmy V Classic; game times are EASTERN STANDARD TIME and subject to change due to TV selection; All home games are BOLD/ALL CAPS and will be played at Memorial Coliseum unless noted; % denotes game played at Rupp Arena; N1 – SEC Tournament – Nashville, Tennessee (Bridgestone Arena); N2 – NCAA First & Second Rounds – TBD; N3 – NCAA Regionals – Bridgeport, Connecticut (Webster Bank Arena), Greensboro, North Carolina (Greensboro Coliseum), Spokane, Washington (Spokane Veterans Memorial Arena), Wichita, Kansas (Intrust Bank Arena); N4 – NCAA Final Four – Minneapolis, Minnesota (Target Center)



Record: 9-10, 2-7 SEC
Home: 8-4 | **Away:** 1-6 | **Neutral:** 0-0
Ranking: not ranked
Last Game: L, 77-64ot vs. TAMU (2/6)
Head Coach: Kyra Elzy
Alma Mater: Tennessee, 1999/2001
Overall: 27-19 (.586) (2nd season)
at UK: 27-19 (.586) (2nd season)



Record: 21-1, 9-1 SEC
Home: 12-0 | **Away:** 5-1 | **Neutral:** 4-0
Ranking: No. 1 (AP)/No. 1 (Coaches)
Last Game: W, 83-51 vs. Alabama (2/3)
Head Coach: Gary Blair
Alma Mater: Texas Tech, 1972
Overall: 524-184 (.740) (22nd season)
at SC: 352-104 (.771) (14th season)

QUICK NOTES

- Kentucky is in its 48th season with a 872-567 (.606) all-time record.
- UK earned its best win of the season vs. #15 Georgia on Jan. 6. The Wildcats are the only team this season to score 84+ points vs. UGA while its 48 point points was the most UGA has allowed this year.
- Kentucky is coming off a difficult stretch of five of seven games on the road, including four games in eight days from Jan. 23-30. UK is also one of the most shorthanded teams in the nation. In five of its last six games, UK has been missing multiple starters, including missing three starters at Vanderbilt. Rhyn Howard is the only UK player that has started every game, while her and Walker and Owens are the only players that have been available and played in every game this year.
- Six of UK's 10 losses have come with UK not full strength, missing at least one starter in each of those games and multiple starters in 4 games. The other 4 games were road games at top-10 ranked teams.
- Rhyn Howard scored her 2,000th point at Vandy, becoming the third-fastest Wildcat - men or women - to reach that threshold. She joins elite company with Dan Issel and Valerie Still as the only UK players to score 2,000 career points in 100 games or less.
- Howard has 2,042 career points and ranks second all-time in UK WBB history. She needs 97 more points to pass Dan Issel and become the second leading scorer - men's or women's - in school history.
- Rhyn Howard entered the season as a preseason first-team All-American by the AP while league coaches and league media tabbed her the SEC Preseason Player of the Year. Howard is also on the Cheryl Miller Award, Wooden Award, Wade Trophy and Naismith Trophy Watch List. She has won back-to-back SEC Player of the Year honors.
- In 46 years of women's basketball, Kentucky has 100 wins over ranked opponents. UK is 1-5 vs. ranked teams this season with two games left vs. teams currently ranked or receiving votes in the AP Top 25.
- Kyra Elzy is the eighth head coach in program history and the first to lead the team to the NCAA Tournament in their first season. Elzy was named the WBCA Rookie Head Coach of the Year for her efforts. In her nine years with UK, the Wildcats have been to seven NCAA Tournament and had eight winning seasons. Elzy is the second coach in program history to win at least 20 of his/her first 30 games.

2021-22 KENTUCKY WBB ROSTER

NUMERICAL

No.	Name	Pos.	Cl.	Ht.	Hometown/High School/Previous College
00	Olivia Owens	C	R-Jr.	6-4	Albany, N.Y./Niskayuna HS/Maryland
1	Robyn Benton	G	Sr.	5-9	Conyers, Ga./Greater Atlanta Christian/Auburn
3	Jazmine Massengill	G	Sr.	6-0	Chattanooga, Tenn./Hamilton Heights/Tennessee
4	Kristen Crenshaw-Gill	G	Fr.	5-9	Youngstown, Ohio/Valley Christian HS
5	Blair Green	G	Sr.	6-0	Harlan, Ky/Harlan County HS
10	Rhyne Howard	G	Sr.	6-2	Cleveland, Tenn./Bradley Central HS
11	Jada Walker	G	Fr.	5-7	Richmond, Va./Henrico High School
12	Treasure Hunt	G	Soph.	6-2	Chattanooga, Tenn./Hamilton Heights
21	Nyah Leveretter	F	Soph.	6-3	Blythewood, S.C./Westwood HS
34	Emma King	G	Jr.	5-10	Stanford, Ky./Lincoln County HS
44	Dre'una Edwards	F	R-Jr.	6-2	Compton, Calif./Liberty HS/Utah

ALPHABETICAL

No.	Name	Pos.	Cl.	Ht.	Hometown/High School/Previous College
1	Robyn Benton	G	Sr.	5-9	Conyers, Ga./Greater Atlanta Christian/Auburn
4	Kristen Crenshaw-Gill	G	Fr.	5-9	Youngstown, Ohio/Valley Christian HS
44	Dre'una Edwards	F	R-Jr.	6-2	Compton, Calif./Liberty HS/Utah
5	Blair Green	G	Sr.	6-0	Harlan, Ky/Harlan County HS
10	Rhyne Howard	G	Sr.	6-2	Cleveland, Tenn./Bradley Central HS
12	Treasure Hunt	G	Soph.	6-2	Chattanooga, Tenn./Hamilton Heights
34	Emma King	G	Jr.	5-10	Stanford, Ky./Lincoln County HS
21	Nyah Leveretter	F	Soph.	6-3	Blythewood, S.C./Westwood HS
3	Jazmine Massengill	G	Sr.	6-0	Chattanooga, Tenn./Hamilton Heights/Tennessee
00	Olivia Owens	C	R-Jr.	6-4	Albany, N.Y./Niskayuna HS/Maryland
11	Jada Walker	G	Fr.	5-7	Richmond, Va./Henrico High School

Coaching Staff

Head Coach: Kyra Elzy (Tennessee, 1999, 2001) – 2nd season, 10th at Kentucky
Assoc. Head Coach: Niya Butts (Tennessee, 2000; Tennessee Tech, 2002) – 1st season, 11th at UK
Assistant Coach: Amber Smith (Kentucky, 2011) – 4th season, 11th at UK (player/support staff)
Assistant Coach: Gail Goesten Kors (Saginaw Valley State, 1985) – 1st season

Support Staff

Assistant Athletics Director/Women's Basketball: Amy Tilley (Kentucky, 2007)
Special Assistant to the Head Coach: Lin Dunn (UT Martin, 1969)
Director of Player Development: Daniel Boice (Arizona, 2014, 2016)
Assistant AD/Diversity, Equity and Inclusion/WBB Admin.: Tiffany Hayden (UK, 2001; UofL, 2009)
Director of Recruiting: Aisha Foy (Radford, 2016; Southeast Missouri State, 2018)
Recruiting Assistant: Kylie Thompson (Kentucky, 2017; Cincinnati, 2019)
Coaching Video Coordinator: DeNesha Stallworth (Kentucky, 2013)
Staff Support Associate: Carrie Marshall (Kentucky, 2003)
Creative Director: Kim Troxall (SCAD, 1994)
Academic Counselor: Passion Richardson (Kentucky, 1997; WKU, 2014)
Senior Athletic Trainer: Courtney Jones (Purdue, 2001)
Nutrition Coach: Monica Fowler (Kentucky, 2010)
Team Physician: Dr. Robert Hosey (Virginia Tech, 1989)
Strength & Conditioning Coach: Lee Taylor (Missouri Valley College, 2008)
Sports Information Director: Evan Crane (Kentucky, 2010)
Sports Information Director Assistant: Sommer Thomas (Penn State, 2021)
Marketing Director: Kate Stoess (Louisville, 2006)
Marketing Graduate Assistant: Tasa Leoso (Oregon, 2020)
Equipment Manager: TBD
Student Managers: JT Orem, Dashaun Williams, Ethan Howard, Declan Maloney

BY CLASS

Seniors (4)

Robyn Benton
 Blair Green
 Rhyne Howard
 Jazmine Massengill

Juniors (3)

Dre'una Edwards
 Olivia Owens
 Emma King

Sophomores (2)

Treasure Hunt
 Nyah Leveretter

Freshmen (2)

Kristen Crenshaw-Gill
 Jada Walker

BY HEIGHT

5-7	Jada Walker
5-9	Kristen Crenshaw-Gill
5-9	Robyn Benton
5-10	Emma King
6-0	Blair Green
	Jazmine Massengill
6-2	Rhyne Howard
	Dre'una Edwards
	Treasure Hunt
6-3	Nyah Leveretter
6-4	Olivia Owens

PRONUNCIATION

DRE'UNA EDWARDS
 (dre-ON-a)

RHYNE HOWARD
 (like RYAN)

NYAH LEVERETTER
 (nigh(like high)-uh)
 (lev-er-RETT(like wet)-tur)

2021-22 RADIO/TELEVISION CHART



OLIVIA OWENS **00**

6-4 – R-Jr. – C
Albany, N.Y.
(Niskayuna HS/Maryland)



ROBYN BENTON **1**

5-9 – Sr. – G
Conyers, Ga.
(Greater Atlanta Christian/Auburn)



JAZMINE MASSENGILL **3**

6-0 – Sr. – G
Chattanooga, Tenn.
(Hamilton Heights Christian/Tenn.)



KRISTEN CRENSHAW-GILL **4**

5-9 – Fr. – G
Youngstown, Ohio
(Valley Christian HS)



BLAIR GREEN **5**

6-0 – Sr. – G
Harlan County, Ky.
(Harlan County HS)



RHYNE HOWARD **10**

6-2 – Sr. – G
Cleveland, Tenn.
(Bradley Central HS)



JADA WALKER **11**

5-7 – Fr. – G
Richmond, Va.
(Bradley Central HS)



TREASURE HUNT **12**

6-2 – So. – G
Chattanooga, Tenn.
(Hamilton Heights Christian)




NYAH LEVERETTER **21**

6-3 – So. – F
Blythewood, S.C.
(Westwood HS)



EMMA KING **34**

5-10 – Jr. – G
Stanford, Ky.
(Lincoln County HS)



DRE'UNA EDWARDS **44**

6-2 – R-Jr. – F
Compton, Calif.
(Liberty HS/Utah)



KYRA ELZY **IHC**

Head Coach
(2nd season/10th overall
at Kentucky)



NIYA BUTTS **AHC**

Associate Head Coach
(11th overall season at
Kentucky)



AMBER SMITH **AC**

Assistant Coach
(11th overall season at
Kentucky)



GAIL GOESTENKORS **AC**

Assistant Coach
(1st season at Kentucky)



AMY TILLEY **AAD**

Asst. AD/Director of Ops.
(12th overall at UK)



OLIVIA OWENS · 6-4 · RS-JUNIOR · CENTER · ALBANY, N.Y.

- Had seven points and eight rebounds against USC Upstate in 20 minutes. Added a steal and a block against the Spartans.
- Strong 16 minutes against WVU with seven points and four rebounds, going 3-of-4 from the field.
- Played in 25 games with five starts, averaging 4.4 points and 2.8 rebounds per game last season.
- Scored 10 or more points twice during the 2020-21 season and led UK in rebounds three times and in blocks twice.
- Transferred to UK after two seasons at Maryland where she sat out her sophomore season due to medical issues. Played 16 games as a freshman.



ROBYN BENTON · 5-9 · SENIOR · GUARD · CONYERS, GA.

- Missed most of the Florida game and all of the Ole Miss, Auburn, Vandy, LSU and TAMU games due to an ankle injury. Is listed day-to-day.
- Continued her strong play against South Carolina, scoring 11 points with four rebounds. Had five points with four assists against UGA.
- Has scored 10+ in nine games this season. Scored 22 points against DePaul on 11-of-15 shooting with seven rebounds and four steals.
- Strong 2020-21 season, playing in 26 games and averaging 18.0 minutes per game.
- Averaged 6.6 points per game, hitting 23 3s and went 29-of-37 from the free-throw line.



JAZMINE MASSENGILL · 6-0 · SENIOR · GUARD · CHATTANOOGA TENN.

- Missed the LSU game but returned vs. Texas A&M with 11 points, four rebounds and five assists.
- Has scored 10 or more points in five of her last eight games, including 13 against Tennessee, going 6-of-11 from the field with a 3-pointer.
- Had 11 points with four assists against Auburn. Went 1-of-2 from long range in the game with the 3 coming at a big time for UK in the fourth quarter.
- Scored 10 points and went 2-of-2 from 3 against South Carolina, adding two assists, two steals and seven rebounds. Second in SEC in Ast-TO ratio.
- Played in 19 games with eight starts, averaging 5.1 points per game and 3.3 assists per game last season.



KRISTEN CRENSHAW-GILL · 5-9 · FRESHMAN · GUARD · YOUNGSTOWN, OHIO

- Missed four games due to an ankle injury and is day-to-day. Was available to play for Kentucky at LSU.
- Saw her first career action vs. UNA, playing two minutes and hitting a 3-pointer.
- Came to the team during open tryouts in September 2021 and earned a spot on the team as a walk-on.
- Played high school basketball at Valley Christian High School in Youngstown, Ohio.



BLAIR GREEN · 6-0 · SENIOR · GUARD · HARLAN COUNTY, KY.

- Will miss the 2021-22 season after sustaining a ruptured Achilles in UK's closed scrimmage vs. EKV in late October.
- Played in 27 games with 18 starts last season for the Wildcats, averaging 6.0 points per game.
- Hit 33 percent from long range (21-of-63) and scored 10 or more points seven times, 15 or more points three times and had one 20-point game.



RHYNE HOWARD · 6-2 · SENIOR · GUARD · CLEVELAND, TENN.

- Scored 29 points against Auburn, including 17 in the fourth quarter to power UK to a win. Added nine rebounds and five 3s against the Tigers.
- Brilliant vs. UGA, scoring 30 points (17 in the 4Q). Scored UK's final 10 points, including 13 of UK's last 17 points. Was 5-of-5 from FT with 3 steals.
- With her 29 points scored vs. Auburn, Howard has now scored at least 24 points in a single game against all 13 SEC teams in her career.
- Third player in program history with a triple-double vs. Winthrop, scoring 22 points with 10 rebounds and 10 assists.
- Has scored 2,042 career points, which ranks second most all-time in WBB program history. To see her other career standings go to page 13.



JADA WALKER · 5-7 · FRESHMAN · GUARD · RICHMOND, VA.

- Was injured in the second half vs. TAMU but was brilliant in the first half with nine points, going 4-of-5 from field and 1-of-2 from 3.
- Scored 21 points and had a career day at LSU, going 4-of-5 from long range with seven made field goals in the game.
- Provided UK with quality on-ball defense against Auburn even though her shot wasn't falling, earning a career-best five steals.
- Scored 15 points against Georgia, hitting a then career-best three 3s in the game with two steals and an assist. Has scored 10+ in 12 games.
- Performed like a veteran at Indiana, coming off the bench to score 16 points on 7-of-13 shooting with two steals.



TREASURE HUNT · 6-1 · SOPHOMORE · GUARD · CHATTANOOGA TENN.

- Missed the Vanderbilt game due to injury but returned for Kentucky at LSU, playing 22 minutes.
- Being asked to play more inside this season and went 4-of-7 vs. UGA with three rebounds, three assists and a block. Had 10 points against SC.
- Great start to the season with a career-high 18 points, adding nine rebounds and career-high five assists. Had career-high 10 boards vs. UNA.
- Strong improvement as her rookie season went on and finished the year playing her best basketball, seeing time in 15 games with one start.



NYAH LEVERETTER · 6-3 · SOPHOMORE · FORWARD · BLYTHEWOOD, S.C.

- Career game against Vanderbilt with 7 points, five rebounds and career-high six blocks. Was 3-of-3 from the field with a steal.
- Played 27 minutes against Auburn with two points, three rebounds and two blocks. Her defense was huge for UK in the game.
- Played seven minutes against UGA with a steal and provided UK good post defense in her limited minutes.
- Missed the first five games of the season due to a non-COVID illness. Played eight minutes vs. WVU with four rebounds.
- Played 14 games, averaging 6.7 minutes per game last season.



EMMA KING · 5-10 · JUNIOR · GUARD · STANFORD, KY.

- Career-high 34 minutes against LSU with seven points and a 3-pointer.
- Played 28 minutes against Auburn, setting career highs in field-goals made with five, points with 10 and assists with three.
- Played 17 minutes against Ole Miss, going 2-of-2 from the field with five points, one rebound, one assist and one steal.
- Scored 7 points with 2 assists, going 3-of-5 from the field. Three FGs made were career high. Had two blocks vs. UNA, which was a career-high.
- Made her first career start in 20-21 season opener against Murray State, playing for 16 minutes, with three assists, one rebound and one steal.



DRE'UNA EDWARDS · 6-2 · REDSHIRT-JUNIOR · FORWARD · COMPTON, CALIF.

- Missed the Florida, Ole Miss, Auburn and Vandy games due to a disciplinary matter but returned at LSU with 10 points and eight rebounds.
- Went 7-of-12 from the field against UGA with 17 points and a team-best six rebounds. Had season-best five assists and added four blocks.
- Had five straight double-doubles becoming first player since Evelyn Akhator in 2016 to accomplish the feat. Had 14pts, 14rebs at UofL.
- Continues to show she is a beast all over the floor with 27 points against UNA, adding five rebounds and two steals. Career-high 12 FGs vs. UNA.
- Scored 18 of her 20 points in the opener in the second half, adding six rebounds. Went 9-of-11 from the field in the game. Has 20+ in four games.

NATIONAL POLLS

THE ASSOCIATED PRESS TOP 25

1	South Carolina(30)	21-1
2	Stanford	18-3
3	Louisville	21-2
4	Michigan	20-2
5	NC State	20-3
6	Arizona	17-3
7	Indiana	16-3
8	UConn	15-4
9	Iowa State	20-3
10	Baylor	17-5
11	Georgia Tech	18-4
12	Oklahoma	20-3
13	Tennessee	19-4
14	LSU	18-4
15	Maryland	17-6
16	Texas	15-6
17	Georgia	17-5
18	Notre Dame	18-5
19	Florida	17-6
20	BYU	19-2
21	Ohio State	16-4
22	Florida Gulf Coast	21-1
23	North Carolina	18-4
24	Oregon	14-7
25	Iowa	15-6

Other UK opps receiving votes: **Ole Miss, DePaul**

USA TODAY/COACHES PRESEASON TOP 25

1	South Carolina(31)	21-1
2	Stanford(1)	18-3
3	Louisville	21-2
4	Michigan	20-2
5	NC State	21-3
6	Indiana	16-3
7	Arizona	17-3
8	UConn	15-4
9	Iowa State	20-3
10	Tennessee	19-4
11	Baylor	17-5
12	Maryland	17-6
13	LSU	19-4
14	Georgia	17-5
15	Oklahoma	20-3
16	Georgia Tech	18-5
17	Texas	15-6
18	BYU	19-2
19	Notre Dame	18-5
20	Florida Gulf Coast	21-1
21	Ohio State	17-4
22	North Carolina	18-4
23	Florida	17-6
24	Iowa	15-6
25	Oregon	15-7
	Ole Miss	18-5

Other UK opps receiving votes: **n/a**

WEEK-BY-WEEK

DATE	AP	COACHES
Preseason	13	13
Nov. 16	19	n/a
Nov. 23	20	17
Nov. 30	16	18
Dec. 7	14	14
Dec. 14	19	19
Dec. 21	22	21
Dec. 28	20	20
Jan. 4	21	20
Jan. 11	19	20
Jan. 18	23	22
Jan. 25	NR	RV
Feb. 1	NR	NR
Feb. 8	NR	NR
Feb. 15		
Feb. 22		
March 2		
March 9		

BY THE BIG BLUE NUMBERS

career points for Rhyne Howard, ranking 2nd all-time at UK

2,042

wins in Kentucky Women's Basketball history

872

number of wins for Kentucky inside Memorial Coliseum

478

3-pointers hit by the 2020-21 team, which ranked fifth most in program history in a season.

135

percent graduation rate for four-year players under Coach Elzy at Kentucky

100

years of collegiate coaching experience as a full-time assistant or head coach for Elzy, Butts, Goestenkors and Smith combined

77

wins by Kyra Elzy as head coach of the Kentucky Wildcats

27

straight semesters with a overall team GPA above a 3.0

17

turnovers per game in 2020-21 which was top-25 nationally in fewest turnovers

12.6

straight seasons ranking top 25 in national attendance

11

NCAA Tournament appearances since 2009-10 season

10

Kyra Elzy is the eighth head coach in Kentucky WBB history.

8

KENTUCKY'S RECORD WHEN ...

	ALL	SEC
Leading or tied at halftime	9-3	2-2
Trailing at halftime	0-7	0-5
Shoot 50 percent or higher	5-1	1-1
Shoot 60 percent or higher	0-0	0-0
Shoot less than 50 percent	4-9	1-6
Shoot higher percentage than opp.	9-4	2-4
Shoot lower percentage than opp	0-6	0-3
Opp. shoot worse than 50 percent	9-7	2-6
Opp. shoot 50 percent or higher	0-3	0-1
Opp. shoot 60 percent or higher	0-0	0-0
Score less than 60 points	0-6	0-5
Score 60 or more points	9-4	2-2
Score 70 or more points	7-1	1-0
Score 80 or more points	6-1	1-0
Score 90 or more points	3-0	0-0
Score 100 or more points	0-0	0-0
Opp. score 30 or less points	0-0	0-0
Opp. score 40 or less points	0-0	0-0
Opp. score 50 or less points	2-0	0-0
Opp. score 60 or less points	8-0	1-0
Opp. score 70 or less points	8-4	1-2
Opp. score 80 or less points	9-8	2-6
Opp. score 60 or more points	2-11	1-7
Opp. score 70 or more points	1-7	1-6
Opp. score 80 or more points	0-3	0-1
Opp. score 90 or more points	0-1	0-0
Outrebound or same as opponent	7-5	1-4
Outrebounded by opponent	1-6	1-3
Commit fewer turnovers than opp.	8-4	2-2
Commit same turnovers as opp.	0-0	0-0
Commit more turnovers than opp.	1-6	0-5
Commit single digit turnovers	1-0	0-0
Force 20 or more turnovers	5-2	0-1
Force 25 or more turnovers	0-0	0-0
Make 6 or more 3-pointers	6-2	1-2
Make 5 or fewer 3-pointers	3-6	1-3
Opp. make 6 or more 3-pointers	5-6	1-4
Opp. make 5 or fewer 3-pointers	4-4	1-3
Game decided by 10 pts or less:	0-6	0-4
Game decided by 1-5 pts:	0-0	0-0
Game decided by 6-10 pts:	1-4	1-2
Game decided by 11-15 pts:	1-0	1-0
Game decided by 16+ pts:	7-4	0-3
Overtime games:	0-0	0-0
Revised games:	9-10	2-7
SEC Network+	9-1	2-1
ESPN	0-0	0-0
ESPN2	0-1	0-1
ESPN	0-4	0-2
SEC Network	0-4	0-3
FloHoops	0-0	0-0
ACC Network Extra	0-0	0-0
Games vs. AP ranked opponents:	1-5	1-3
Games vs. AP Top 10	0-4	0-2
Games following a loss:	3-6	1-5
Games following a win:	5-4	1-2
More points in the paint than opp.:	9-1	2-1
Fewer points in the paint than opp.:	0-6	0-5
Same points in the paint than opp.:	0-1	0-1
More points off turnovers:	9-2	2-2
Fewer points off turnovers:	0-7	0-4
Same points off turnovers:	0-1	0-1
More bench points than opp.:	3-3	0-2
Fewer bench points than opp.:	6-5	2-3
Same bench points as opp.:	0-2	0-2
More 2nd-chance points than opp.:	7-2	1-2
Fewer 2nd-chance points than opp.:	2-7	1-4
Same 2nd-chance points as opp.:	0-0	0-0
One UK player scores 10+:	0-1	0-1
Two UK players score 10+:	0-2	0-2
Three UK players score 10+:	3-5	2-3
Four UK players score 10+:	5-2	0-1
Five UK players score 10+:	1-0	0-0
Six UK players score 10+:	0-0	0-0
Seven UK players score 10+:	0-0	0-0
Eight UK players score 10+:	0-0	0-0
On Monday:	0-0	0-0
On Tuesday:	2-0	1-0
On Wednesday:	1-0	0-0
On Thursday:	2-3	1-2
On Friday:	0-0	0-0
On Saturday:	1-0	0-0
On Sunday:	3-6	0-4
In November:	4-1	0-0
In December:	3-2	0-0
In January:	2-5	2-5
In February:	0-1	0-1
In March:	0-0	0-0
In April:	0-0	0-0

GAME NOTES

SERIES HISTORY VS. SOUTH CAROLINA

- Thursday will be the 71st all-time meeting between Kentucky and South Carolina in women's basketball. The Gamecocks have won 14 of the last 15 meetings in the series.
- Kentucky leads the all-time series in games played in Lexington, 20-11, but has not defeated South Carolina in Lexington since March 1, 2015 when it earned a 67-56 victory.
- Last season, the teams met twice with South Carolina winning in Lexington, 75-70, and in Columbia, 76-55.
- Earlier this year, South Carolina defeated Kentucky 74-54 at Colonial Life Arena.

RHYNE HOWARD VS. SOUTH CAROLINA

- Against South Carolina, Rhyme Howard is averaging 19.7 points with 6.4 rebounds per game.
 - Jan. 31, 2019 vs. SC (H): 16 points, 7-18 FG, 2-8 3PFG, 3 rebs
 - Feb. 21, 2019 at SC (A): 17 points, 6-12 FG, 2-4 3PFG, 4 rebs, 2 asts, 3 steals
 - Jan. 2, 2020 at SC (A): 28 points, 8-17 FG, 4-8 3PFG, 6 rebs, 2 asts, 1 steal
 - Feb. 23, 2020 vs. SC (H): 24 points, 5-22 FG, 2-5 3PFG, 12-14 FT, 11 rebs, 3 asts
 - Jan. 10, 2021 vs. SC (H): 32 points, 13-25 FG, 0-5 3PFG, 6-6 FT, 7 rebs, 2 asts, 2 steals
 - Feb. 21, 2021 at SC (A): 12 points, 2-11 FG, 2-8 3PFG, 6-6 FT, 6 rebs, 2 assists, 3 blocks
 - Jan. 9, 2022 at SC (A): 9 points, 2-14 FG, 0-3 3PFG, 5-8 FT, 8 rebs, 6 asts, 4 steals

MISS 2,000! RHYNE HOWARD JOINS ELITE COMPANY

- Dan Issel. Valerie Still. Rhyme Howard. The only three Wildcats to score 2,000 career points in 100 games or less. That is the elite company that the senior guard joined on Jan. 27.
- Howard scored 25 points against the Commodores to record her 2,000th point. She went 8-of-17 from the field, 4-of-8 from 3 and 5-of-5 from the free-throw line. She added 10 rebounds and five steals with one assist and two blocks.
- Howard ranks second in Kentucky WBB history in points scored with the top spot - Valerie Still, 2,763 - more than likely out of reach. However, Howard could become the second all-time leading scorer in school history - both men's and women's - if she scores 97 more points, which would pass Dan Issel, who is the men's all-time leading scorer at 2,138.
- Howard ranks high nationally in several categories, including 15th nationally in points per game and 20th nationally in steals per game. Howard ranks first in the Southeastern Conference in points per game, while she is third in steals per game and fifth in field-goals made and free-throw percentage.
- Howard has been on a great run the last seven games:
 - at Tennessee (1/16): 24 points, 5 rebounds, 4 steals, 3 assists, 1 3PFG
 - vs. Florida (1/20): 17 points, 10 rebounds, 3 assists, 3 blocks, 2 3PFG
 - vs. Ole Miss (1/23): 24 points, 10 rebounds, 3 blocks, 1 steal
 - at Auburn (1/25): 29 points, 9 rebounds, 3 steals, 5 3PFG
 - at Vanderbilt (1/27): 25 points, 10 rebounds, 5 steals, 2 blocks, 4 3PFG
 - at LSU (1/30): 23 points, 12 rebounds, 3 assists, 1 3PFG
 - vs. TAMU (2/6): 19 points, 10 rebounds, 3 3PFG, 2 assists

RHYNE HOWARD LEADS A TEAM EFFORT IN WIN AT AUBURN

- Still shorthanded with only seven available players - and really just six players in the second half due to an injury sustained to Treasure Hunt in the first half that limited her to just five minutes in the second half - UK put together a solid performance on both sides of the ball to get back in the win column. UK defeated Auburn 67-55 thanks to a 26-15 fourth quarter.
- Although UK got production from all seven players, it was Rhyme Howard that turned it up in the fourth quarter to help power UK to the much-needed win. Howard scored 13 points in the first half and was held scoreless in the third quarter. Howard scored 17 points in the fourth quarter, going 4-of-7 from the field, 3-of-4 from 3 with four rebounds. Howard was also 6-of-6 from the free-throw line in the fourth quarter.
- That scoring spurt in the fourth quarter powered UK to end the game on a 17-2 run. UK went 8-of-14 from the field in the fourth quarter, hitting five of its last six field goals.
- Jazmine Massengill and Emma King scored in double figures. King had career-highs in minutes, field goals made and assists. Nyah Leveretter had two blocks, which was a career high. Jada Walker had a career-high five steals while Olivia Owens had seven rebounds and three blocks. UK won the paint points 24-22 and the rebounding margin 43-34.

HOT SHOOTING COOLS FOR CATS

- Kentucky entered its Jan. 9 game against South Carolina ranked fifth nationally and first in the SEC in field-goal percentage and 16th nationally and first in the league in scoring offense. But three straight offensive struggles changed those numbers drastically.

- Kentucky enters Thursday's game - a month later - ranked 62nd in the nation and 5th in the SEC in field-goal percentage and 65th nationally and 7th in the SEC in scoring offense. UK's 3-point FG percentage is 154th nationally after ending 2020-21 ranked 51st.
- The win vs. Auburn showed signs of UK's offense being back in a rhythm. The Wildcats scored 60+ for the first time since its win vs. No. 15 Georgia and scored more than 20 in a quarter for the first time since the Georgia game.

SHORTHANDED WILDCATS TRYING TO BE RESILIENT

- Kentucky played the last few weeks with just seven available players. Jan. 20 against Florida, Dre'una Edwards was unavailable due to a disciplinary matter, while Robyn Benton played just a few minutes before sustaining an ankle injury. Kristen Crenshaw-Gill was also out due to an ankle injury.
- Jan. 23 against Ole Miss and Jan. 25 vs. Auburn, UK also just had seven players as Edwards, Benton and Crenshaw-Gill were all out for the same reasons.
- Jan. 27 vs. Vanderbilt, all three were also out and Treasure Hunt didn't play due to injury leaving Kentucky with six available players for the game.
- Jan. 30 at LSU, UK had Edwards back available but Benton was still out and Massengill joined the injury list as she did not play and was in concussion protocol.
- Feb. 6 vs. TAMU, Benton was still unavailable.
- In UK's 10 losses, six have come with UK shorthanded and missing at least one starter while four of the six losses UK was missing multiple starters.
- UK's other four losses have come on the road against top-10 ranked teams in Indiana, Louisville, South Carolina and Tennessee.

COVID CAUSES HAVOC ON UK'S SCHEDULE

- UK has had several games PPD due to COVID. The Dec. 17 game vs. Morgan State was postponed due to COVID issues at Morgan State. That game is still up for a reschedule.
- UK's SEC opener vs. Auburn was postponed due to COVID issues with the Auburn program. UK made up that game on Jan. 25 and earned a win.
- UK's Jan. 3 game vs. Mississippi State was also postponed due to COVID issues within the UK program. That game had been rescheduled for Thursday, Jan. 13 at 7 p.m. in Lexington before COVID issues with Miss. State postponed it again. It is now scheduled for Feb. 15.
- UK is having to play four games in eight days twice to make up for all the postponements.
- Jan. 23-Jan. 30: vs. Ole Miss, at Auburn, at Vanderbilt at LSU
- Feb. 13-Feb. 20: at Alabama, vs. Mississippi State, vs. Vanderbilt, at Arkansas

WILDCATS SHOW RESILIENCE IN FIRST GAME BACK, WIN VS. GEORGIA

- Resilience is one of the pillars of the Kentucky women's basketball program and the Wildcats showed plenty of that playing for the first time in over two weeks Thursday. UK had a limited roster in practice leading up to the game due to injuries and COVID protocols, but a full roster available for the game and earned a key 84-76 win over No. 15 Georgia.
- The win was Kentucky's first over a ranked team this season and the 100th in program history. It was the fifth win for Elzy over a ranked team, including her third vs. a top-15 team.
- It was the UK offense that powered the Wildcats to the win. Kentucky shot 52.2 percent from the field, including 59 percent from the field in the fourth quarter. Kentucky outscored Georgia 26-19 in the fourth quarter to secure the win, including a 7-0 run to end the game. UK hit four of its last five field goals in the game, while Georgia missed its last four shots and did not score the final 2:06 of the game.
- Kentucky's 84 points scored in the game were the most UGA has allowed an opponent this season. The previous high was 80 by NC State in overtime.
- UK's 48 paint points was the most UGA has allowed an opponent this season.

"SNOW" STOPPING RHYNE HOWARD VS. GEORGIA

- In an empty Memorial Coliseum, Rhyné Howard put Kentucky on her back and powered the Wildcats to a much-needed win over No. 15 Georgia on Jan. 6. With the city of Lexington receiving nearly 10 inches of snow - its seventh-largest snow day ever - UK Athletics decided to discourage fans to attending the game due to hazardous road conditions.
- Howard scored 30 points in the game, including 22 in the second half. She scored 17 points in the fourth quarter. On top of scoring UK's last 10 points in the game, she scored 13 of UK's last 17 points overall.
- With Kentucky up three points with just over a minute to go, Howard finished strongly at the rim and drew a foul, completing an and-one to all but clinch the UK win.

KENTUCKY UNDER COACH ELZY

(2021-Present)	Total
Home Games.....	19-6
Memorial Coliseum.....	17-4
Rupp Arena.....	2-2
Road Games.....	6-11
Neutral Sites.....	2-2
SEC Games.....	11-13
Home.....	6-5
Road.....	5-8
Regular season, non-conference.....	14-4
Home.....	13-1
Road.....	1-3
Neutral.....	0-0
vs. ranked teams in non-conference.....	1-2
SEC Tournament.....	1-1
NCAA Tournament.....	1-1
Leading or tied at halftime.....	24-7
Trailing at halftime.....	2-12
Shoot 50 percent or higher.....	11-1
Shoot less than 50 percent.....	16-18
Shoot higher percentage than opp.....	21-4
Shoot lower percentage than opp.....	6-15
Shooting same percentage as opp.....	0-0
Opp. shoots worse than 50 percent.....	26-14
Opp. shoots 50 percent or higher.....	1-5
Score fewer than 60 points.....	0-8
Score 60 or more points.....	27-10
Score 70 or more points.....	23-3
Score 80 or more points.....	13-2
Score 90 or more points.....	5-0
Score 100 or more points.....	0-0
Opp. scores 30 or fewer points.....	0-0
Opp. scores 40 or fewer points.....	1-0
Opp. scores 50 or fewer points.....	6-0
Opp. scores 60 or fewer points.....	17-0
Opp. scores 70 or fewer points.....	22-4
Opp. scores 80 or fewer points.....	27-13
Opp. scores 60 or more points.....	12-19
Opp. scores 70 or more points.....	6-16
Opp. scores 80 or more points.....	2-5
Opp. scores 90 or more points.....	0-1
Outrebounds or same as opponent.....	18-7
Outrebounded by opponent.....	9-12
Commits fewer turnovers than opp.....	18-9
Commits same turnovers as opp.....	0-0
Commits more turnovers than opp.....	9-10
Force 30 or more turnovers.....	2-0
Makes 6 or more 3-pointers.....	21-7
Makes 5 or fewer 3-pointers.....	6-12
Game decided by 10 pts or fewer.....	9-9
Game decided by 1-5 pts.....	4-3
Game decided by 6-10 pts.....	5-6
Game decided by 11-15 pts.....	5-3
Game decided by 16+ pts.....	12-7
Overtime games.....	1-0
Televised games.....	27-18
Games vs. ranked opponents.....	6-11
Games vs. top 10 ranked opponents.....	1-7
Games following a loss.....	10-7
Games following a win.....	15-12
More points in the paint than opp.....	17-1
Fewer points in the paint than opp.....	9-17
Same points in the paint than opp.....	1-1
More bench points than opp.....	17-9
Fewer bench points than opp.....	9-7
Same bench points as opp.....	2-2
More 2nd-chance points than opp.....	14-8
Fewer 2nd-chance points than opp.....	11-11
Same 2nd-chance points as opp.....	2-0
On Monday.....	2-0
On Tuesday.....	1-1
On Wednesday.....	3-1
On Thursday.....	9-5
On Friday.....	0-1
On Saturday.....	2-0
On Sunday.....	10-11
In November.....	6-1
In December.....	8-3
In January.....	8-9
In February.....	3-4
In March.....	2-2
In April.....	0-0

SEC STANDINGS (2/8)

Team	SEC	Pct.	All
South Carolina	9-1	.900	21-1
Tennessee	8-2	.800	19-4
LSU	7-3	.700	19-4
Florida	7-3	.700	17-6
Ole Miss	6-4	.600	18-5
Georgia	6-4	.600	17-5
Mississippi State	5-4	.555	14-7
Missouri	5-5	.500	16-7
Arkansas	4-5	.444	14-8
Texas A&M	3-7	.300	13-9
Vanderbilt	3-7	.300	12-12
Alabama	3-8	.272	12-10
Kentucky	2-7	.222	9-10
Auburn	1-9	.100	9-12

- Regular season champions; ^ - Tournament champions

CAREER DOUBLE-DOUBLES

RHYNE HOWARD: 24 CAREER (7 SEASON)

2021-22 (7)

20 points, 10 rebounds vs. N. Alabama, 11-11-21
 22 pts, 10 rebs, 10 assists vs. Winthrop, 11-21-21***
 17 points, 10 rebounds vs. Florida, 1-20-22
 24 points, 10 rebounds vs. Ole Miss, 1-23-22
 25 points, 10 rebounds at Vanderbilt, 1-27-22
 23 points, 12 rebounds at LSU, 1-30-22
 19 points, 10 rebounds vs. Texas A&M, 2-6-22

2020-21 (6)

18 points, 12 rebounds at DePaul, 12-16-20
 24 points, 10 rebounds vs. Arkansas, 12-31-20
 33 points, 10 rebounds at Miss. State, 1-3-21
 22 points, 10 rebounds vs. Missouri, 1-31-21
 26 points, 10 rebounds at Ole Miss, 2-4-21
 21 points, 16 rebounds vs. Ole Miss, 2-28-21

2019-20 (6)

14 points, 11 rebounds vs. Mount St. Mary's, 11-5-19
 13 points, 11 rebounds at Virginia, 11-16-19
 22 points, 11 rebounds vs. Texas A&M, 1-17-20
 26 points, 12 rebounds at LSU, 1-19-20
 26 points, 10 rebounds vs. Miss. State, 2-16-20
 24 points, 11 rebounds vs. South Carolina, 2-23-20

2018-19 (5)

25 points, 12 rebounds vs. North Carolina, 11-24-18
 17 points, 10 rebounds vs. Morehead State, 11-28-18
 25 points, 10 rebounds at Louisville, 12-09-18
 20 points, 11 rebounds vs. Ole Miss, 1-13-19
 18 points, 14 rebounds vs. Arkansas, 2-17-19

DRE'UNA EDWARDS: 17 CAREER (6 SEASON)

2021-22 (6)

22 points, 11 rebounds vs. La Salle, 11-27-21
 19 points, 10 rebounds vs. WVU, 12-1-21
 17 points, 11 rebounds vs. Merrimack, 12-5-21
 14 points, 14 rebounds vs. UofL, 12-12-21
 11 points, 12 rebounds vs. USC Upstate, 12-19-21
 10 points, 10 rebounds vs. Texas A&M, 2-6-22

2020-21 (4)

27 points, 15 rebounds vs. Belmont, 11-29-20
 16 points, 12 rebounds at Kansas State, 12-3-20
 14 points, 10 rebounds vs. Indiana, 12-6-20
 18 points, 11 rebounds at DePaul, 12-16-20

2018-19 (7) at Utah

*** denotes triple-double

EDWARDS EARNS FIFTH STRAIGHT DOUBLE-DOUBLE

- With 11 points and 12 rebounds against USC Upstate, Dre'una Edwards recorded her fifth straight double-double to put her in exclusive company in program history.
- Edwards is the first UK player with five straight double-doubles since Evelyn Akhator had five straight across two seasons in 2016. Akhator did it with her last game in the 2015-16 and her first four games in 2016-17.
- Edwards is the first player to record five straight double-doubles in the same season since Eleia Roddy had seven straight in 2008-09.
- The double-double stretch stopped vs. UGA as Edwards recorded 17 points with six boards.
- The forward is having an incredible season for Kentucky, averaging 15.1 points and 7.9 rebounds per game. She is hitting 50.3 percent from the field with 17 blocks.

WILDCATS BACK IN WIN COLUMN VS. USC UPSTATE

- Playing without starting shooting guard Robyn Benton, who was sidelined with an ankle injury, it was another slow start for Kentucky against a non-conference opponent at home as the Wildcats found themselves down 11 early in the second quarter to USC Upstate.
- UK bounced back in the second quarter by outscoring the Spartans 21-9 to go up 26-23 at halftime. It was the third quarter that powered UK to the win, outscoring Upstate 28-7.
- UK ended the third quarter on a 23-2 run. In that was a 18-0 run thanks to the strong play of Rhyme Howard. Howard went on a 7-0 run by herself and scored 13 of 15 points at one point. UK was helped by the free-throw line in the third quarter going 11-of-14.
- Kentucky shot 50 percent from the field in the second half, going 14-of-28, including 2-of-3 from long range and 11-of-14 from the free-throw line.
- Kentucky had 19 assists on 25 made field goals in the game. All 19 of those assists came from the second quarter on as UK had no assists in the first quarter.

KEY STATS TELL THE TALE

- In Kyra Elzy's short tenure as Kentucky's head coach, a few key stats help tell the tale on when the Wildcats have success.
- Kentucky is 11-1 under Kyra Elzy when it shoots 50 percent or better from the field. The lone loss was Jan. 30 at LSU. Conversely, Kentucky is 16-18 when it shoots under 50 percent. UK is 1-5 under Elzy when its opponent shoots 50 percent or higher.
- UK is 23-4 under Kyra Elzy when it scores 70 or more points and 13-2 when it scores 80+.
- When Kentucky holds its opponents to 60 or fewer points under Kyra Elzy, it is 17-0 and 22-4 when it holds opponents to 70 points or less.
- Under Elzy, UK is 17-1 when it has more points in the paint and 9-16 when it has fewer. The lone loss was against Texas A&M on Feb. 6.

CATS DISH OUT 30 ASSISTS VS. MERRIMACK

- For the fourth time this season, UK recorded 20 or more assists in a game, posting 30 against Merrimack. It was the first time UK has recorded 30 or more assists in a game since having 32 vs. Morehead State in November of 2015. UK had four total games last season of 20 or more assists, already hitting that number early on this season.
- Kentucky has already dished out 25 or more assists in three games this season, which is the first time a UK team has accomplished that since the 1993-94 team had four games of 25 or more assists.

KENTUCKY DOMINATED WVU WITH TOTAL TEAM EFFORT

- Facing a much bigger WVU lineup, the Kentucky women's basketball team put together one of its better performances under Kyra Elzy with a 83-60 victory over WVU.
- Kentucky hit 11 3s in the game, which was a season high, and became the first non-conference team to score 83 or more points against WVU since Iowa in 2018. Rhyme Howard led all scorers with 27 points, hitting five 3s with seven rebounds, four assists and three steals. Dre'una Edwards scored 19 points with 10 rebounds, recording her second straight double-double. Freshman Jada Walker scored in double figures for the fifth straight game.
- Defensively, UK had its best performance, limiting WVU to 37.1 percent from the field and 4-of-11 from long range. Kentucky had 10 blocks in the game, which was a season high and the most for a UK team since December 2017.
- The Wildcats won the rebounding battle 43-28, including 13-9 in offensive rebounds. The Wildcats outscored WVU 21-5 in second-chance points and had a 32-30 edge in paint points.
- "They pounded us on the boards, and they were more physical. I'm very disappointed in our team, we just weren't physical with them. We didn't put a body on them, or keep them off the board. We gave them too many chances." - WVU Head Coach Mike Carey

EDWARDS' DOUBLE-DOUBLE POWERS CATS PAST LA SALLE

- Kentucky held an 18-point first half lead on La Salle, but could not put the Explorers away until the fourth quarter in a 74-52 win on Nov. 27. Dre'una Edwards was the star for the Wildcats, earning her first double-double of the season with 22 points and 11 rebounds. She added four assists and three blocks.
- Four Wildcats scored in double figures in the game with Rhyn Howard earning 18 points with six rebounds and three assists. Robyn Benton scored 17 points and went 3-of-3 from long range with seven rebounds. Jada Walker scored in double figures for the fourth straight game with 12 points and four assists. Jasmine Massengill had seven assists.

FOUR-QUARTER EFFORT VS. WINTHROP

- Kentucky put together a quality performance against Winthrop, earning a 92-47 victory over the Eagles. The Wildcats jumped on WU from the start, scoring 50 points in the first half and never looked back.
- Kentucky dominated every aspect of the game, outrebounding WU 43-32 with a 52-20 edge in paint points and 27-6 advantage in second-chance points. UK forced the Eagles into 28 turnovers and scored 36 points off those miscues. Meanwhile, UK turned the ball over just 11 times and allowed just four points off those errors.
- Five Wildcats were in double-figures in the game for the first time this season. Kentucky hit 10 3s in the game, which was a season high as well.

HOWARD ADDS TRIPLE-DOUBLE TO HER ILLUSTRIOUS CAREER HONORS

- Kentucky's Rhyn Howard has pretty much accomplished everything possible during her career and is on pace to have her name planted inside the top 10 of almost every career record at Kentucky. Against Winthrop on Nov. 21, she added her name to a very short list becoming the third player in program history to record a triple-double.
- Howard scored 22 points against the Eagles with 10 rebounds and 10 assists, adding five steals and four 3s. The guard became the first player since Makayla Epps on Nov. 18, 2015. Leslie Nichols recorded the first triple-double in school history in 1986.

HISTORIC REBOUNDING NIGHT FOR UK VS. NORTH ALABAMA

- Kentucky's second-half surge against North Alabama was large part due to UK's dominance inside. After just 18 paint points in the first half, UK recorded 40 in the second half. The 58 paint points were a season high for UK.
- Kentucky had 30 second-chance points in the game, which was the most for a UK team since also having 30 on Nov. 19, 2014 vs. Morehead State.
- UK's 24 offensive rebounds was its most since it had 24 vs. Alabama State on Nov. 7, 2018.

KENTUCKY RETURNED MAJORITY OF 2020-21 ROSTER

- Kentucky returned nine players from last year's roster, including three starters. Those numbers did take a hit when guard Blair Green sustained a torn Achilles in UK's closed scrimmage vs. ECU and will miss the entire 2021-22 season.
- The returners are headlined by 2020-21 consensus All-America First Team honoree Rhyn Howard. Howard averaged 20.7 points per game last season, adding 7.3 rebounds per game and a team-best 91 assists. Kentucky's third- and fourth-leading scorers also return in Dre'una Edwards and Robyn Benton. Point guard Jazmine Massengill, who missed the first half of the season due to NCAA transfer rules after finishing second on the team in assists per game. In all, UK returned 70% of its scoring, 3-pointers made and assists, while it brought back 63% of its rebounding and 58% of its steals.
- Also returning were Treasure Hunt, Nyah Leveretter, Olivia Owens and Emma King. Hunt really came into her own at the end of the 2020-21 season, while Leveretter has added strength and experience and should help in the post. Owens is the big UK has sought the past few years and appears poised for a good season. King should see expanded minutes, especially with the injury to Green as she is instant offense.

ELZY TAKES FULL ADVANTAGE OF 2021 OFFSEASON

- Nearly every coach in the country has talked about losing the summer of 2020 to help build their teams last season. Kyra Elzy has made sure to make the most of that this offseason as the Wildcats have been very intentional about developing on and off the court.
- The first part was on-court development. Elzy hired Kentucky's first-ever women's basketball only strength coach in Lee Taylor, who is a well-respected women's basketball strength coach in the nation. The hire has paid off as across the board the Wildcats are in the best shapes of their lives and the players have raved about the work they have put in with Coach Taylor. Coach Elzy has been pleased with what she has seen and excited about how it could

20-POINT SCORING GAMES

RHYNE HOWARD		56
29	vs. Southern	11/11/18
20	vs. UCLA	11/23/18
25	vs. North Carolina	11/24/18
25	at Louisville	12/09/18
25	vs. Murray State	12/21/18
20	vs. Ole Miss	01/13/19
21	at Texas A&M	01/27/19
23	at Alabama	02/11/19
25	vs. Missouri	03/08/19
21	at NC State	03/25/19
24	vs. Stetson	11/13/19
24	vs. Morehead State	11/21/19
27	vs. Grambling State	11/26/19
29	vs. Charlotte	12/04/19
30	vs. Samford	12/08/19
26	vs. Louisville	12/15/19
29	at California	12/21/19
28	at South Carolina	01/02/20
37	vs. Tennessee	01/05/20
43	at Alabama	01/09/20
22	at Florida	01/12/20
24	vs. Texas A&M	01/16/20
26	at LSU	01/19/20
20	at Arkansas	02/09/20
26	vs. Mississippi State	02/16/20
21	at Ole Miss	02/20/20
24	vs. South Carolina	02/23/20
25	vs. Georgia	02/27/20
26	at Vanderbilt	03/01/20
24	vs. Tennessee	03/06/20
26	vs. Mississippi State	03/07/20
22	vs. Indiana	12/06/20
24	vs. Arkansas	12/31/20
33	at Mississippi State	01/03/21
22	at Texas A&M	01/07/21
32	vs. South Carolina	01/10/21
22	vs. Missouri	01/31/21
26	at Ole Miss	02/04/21
31	at Florida	02/15/21
27	at Georgia	02/25/21
21	vs. Ole Miss	02/28/21
27	vs. Florida	03/04/21
33	vs. Georgia	03/05/21
28	vs. Iowa	03/23/21
20	vs. North Alabama	11/11/21
23	at Indiana	11/14/21
22	vs. Winthrop	11/21/21
27	vs. West Virginia	12/01/21
21	vs. Merrimack	12/05/21
22	vs. USC Upstate	12/19/21
30	vs. Georgia	01/06/22
24	at Tennessee	01/16/22
24	vs. Ole Miss	01/23/22
29	at Auburn	01/25/22
25	at Vanderbilt	01/27/22
23	at LSU	01/30/22
DRE'UNA EDWARDS		5
27	vs. Belmont	11/29/20
20	vs. Presbyterian	11/10/21
27	vs. North Alabama	11/11/21
20	vs. Winthrop	11/21/21
22	vs. La Salle	11/27/21
BLAIR GREEN		1
22	vs. Vanderbilt	1/17/21
ROBYN BENTON		1
22	vs. DePaul	12/9/21
JADA WALKER		1
21	at LSU	01/30/22

STARTING LINEUP RECORDS

Team	G	G	G	F	F/C	Result
Lee [EXH]	Massengill	King	Howard	Edwards	Owens	W, 95-51
Presbyterian	Massengill	King	Howard	Edwards	Owens	W, 81-53
N. Alabama	Massengill	Benton	Howard	Hunt	Edwards	W, 98-56
Indiana	Massengill	Benton	Howard	Hunt	Edwards	L, 88-67
Winthrop	Massengill	Benton	Howard	Hunt	Edwards	W, 92-47
La Salle	Massengill	Benton	Howard	Hunt	Edwards	W, 74-52
West Virginia	Massengill	Benton	Howard	Hunt	Edwards	W, 83-60
Merrimack	Massengill	Benton	Howard	Hunt	Edwards	W, 90-56
DePaul	Massengill	Walker	Benton	Howard	Hunt	L, 94-85
Louisville	Massengill	Benton	Howard	Hunt	Edwards	L, 64-58
USC Upstate	Massengill	Walker	Howard	Hunt	Edwards	W, 67-44
Georgia	Massengill	Walker	Howard	Hunt	Edwards	W, 84-76
S. Carolina	Massengill	Walker	Howard	Hunt	Edwards	L, 74-54
Tennessee	Massengill	Benton	Howard	Hunt	Edwards	L, 84-58
Florida	Massengill	Walker	Howard	Hunt	Owens	L, 77-52
Ole Miss	Massengill	Walker	Howard	Hunt	Owens	L, 63-54
Auburn	Massengill	Walker	Howard	Hunt	Owens	W, 67-55
Vandy	Massengill	Walker	Howard	Leveretter	Owens	L, 65-57
LSU	Walker	King	Howard	Hunt	Owens	L, 78-69
Texas A&M	Massengill	Walker	Howard	Hunt	Owens	L, 73-64ot
S. Carolina						
Alabama						
Vandy						
Arkansas						
Missouri						
Auburn						

Record by Lineups:

1.	Massengill	King	Howard	Edwards	Owens	1-0
2.	Massengill	Benton	Howard	Hunt	Edwards	5-3
3.	Massengill	Walker	Benton	Howard	Hunt	0-1
4.	Massengill	Walker	Howard	Hunt	Edwards	2-1
5.	Massengill	Walker	Howard	Hunt	Owens	1-3
6.	Massengill	Walker	Howard	Leveretter	Owens	0-1
7.	Walker	King	Howard	Hunt	Owens	0-1

bold indicates last starting lineup used

COMEBACK CATS

Last season, UK used a come-from-behind effort to defeat Indiana. It tied the 12th-largest comeback in program history.

BIGGEST COMEBACKS

- 19 Miami (Ohio), 53-34, 16:27 in second half, (won, 77-71) 11/21/00
- 18 Miami (Ohio), 14:35 in second half, (won, 108-102, OT) 12/21/02
- 18 Middle Tenn., 31-13, 3:54 in first half, (won, 68-66) 1/8/89
- 17 Oregon State, 38-21, 2:29 in first half (won 73-70) 11/25/04
- 17 WKU, 30-47, 17:09 in second half, (won 76-63) 12/22/03
- 17 Villanova, 19-2, 11:52 in first half (won 63-54) 12/29/96
- 16 Louisville, 32-16, 6:44 in first half (won 77-68) 12/7/14
- 16 South Carolina, 30-46 in second half, (won, 78-74) 2/14/13
- 16 Vanderbilt, 53-37, 11:19 in second half (won, 74-68) 1/6/89
- 16 Ole Miss, 24-8, 6:51 in first half (won, 69-61) 2/8/07
- 15 Mississippi State, 54-39, 15:18 in second half (won, 76-67) 3/6/15
- 14 Baylor, 40-26, 18:31 in the second half (won, 74-64) 11/17/14
- 14 Louisville, 21-7, 11:16 in first half (won 69-64) 12/1/13
- 14 Louisville, 35-21, 15:08 in second half (won, 48-47) 2/2/12
- 14 Florida, 20-6, 12:46 in first half (won, 71-67) 3/2/12
- 14 Mississippi St., 40-26, 18:52 in second half, (won, 76-65) 3/6/10
- 14 Xavier, 40-26, 18:49 in second half (won, 67-62) 3/24/05
- 14 Toledo, 32-18, 5:43 in second half (won, 85-76) 3/24/90
- 14 Auburn, 22-8, 8:36 in first half (won 91-90 2OT) 2/2/86
- 14 Indiana, 28-14, 6:44 in second quarter (won 72-68) 12/6/2020

2021-22 HONORS

RHYNE HOWARD

- Cheryl Miller Award Preseason Watch List
- Wooden Award Preseason Watch List
- Wade Trophy Preseason Watch List
- Naismith Trophy Preseason Watch List
- SEC Preseason Player of the Year (coaches and media)
- SEC Preseason All-SEC First Team (coaches and media)
- AP First-Team Preseason All-American (unanimous)
- Wooden Award Top 25 Midseason Watch List
- Naismith Women's Defensive POY Watch List
- Naismith Trophy POY Midseason Watch List

JAZMINE MASSENGILL

- Nancy Lieberman Award Preseason Watch List

translate onto the floor.

- The second part was team building, which the Wildcats felt they missed out on last off-season. That has been corrected and then some in 2021 as Elzy has taken the team to countless team building events. First, the team went to Red River Gorge to hike and enjoy a day together in one of Kentucky's most beautiful landscapes. The team also went on a surprise trip to Fort Campbell, where they gave up their cell phones for the weekend and came together in a unique way.

HOWARD NAMED PRESEASON ALL-SEC BY MEDIA, COACHES

- Senior guard Rhyne Howard has been tabbed the Preseason SEC Player of the Year and Preseason All-SEC First Team by league media and league coaches.
- This is the second straight season that Howard has been the preseason player of the year by league media and league coaches. She has also been first team All-SEC each of the last two seasons.

HOWARD EARNS PRESEASON ALL-AMERICA

- Rhyne Howard, who was a consensus first-team All-American last season, starts where she left off last season as she was named a first-team preseason All-America honoree by the Associated Press. She has also earned preseason All-America honors from Lindy's Sports and The Athletic. The preseason honors join a lengthy list of praise for Howard, who recently was tabbed the SEC Preseason Player of the Year by league coaches and league media.

HOWARD NAMED TO SEVERAL WATCH LISTS

- Rhyne Howard has been tabbed to the Cheryl Miller Award Preseason Watch List, Wooden Award Preseason Watch List, Wade Trophy Preseason Watch List and Naismith Trophy Preseason Watch List. Howard was a finalist for those awards last season.
- On Jan. 25, she was named to the Naismith Defensive Player of the Year Watch List.
- On Jan. 31, she was named to the Wooden Award Top 20 Late Season Watch List.
- On Feb. 8, she was named to the Naismith Trophy Midseason Team.

RHYNE HOWARD LEAVING HER LEGACY AT KENTUCKY

- Rhyne Howard is showing once again that she is the best player in college basketball.
- Her junior season was one for the record books at Kentucky, earning first-team All-America honors from the Associated Press, WBCA, USBWA and Wooden Award. She was one of four finalists for the WBCA Wade Trophy, one of five finalists for the John R. Wooden Award, one of four finalists for the 2021 Naismith Trophy and a finalist for the 2021 Cheryl Miller Award. For the second year in a row, SEC coaches named Howard the SEC Player of the Year, while she earned All-SEC First Team honors for the third straight season.
- Howard – who was the only player in the nation in 2020-21 to average over 20 points per game with at least 7.3 rebounds per game, 90 assists and 60 steals – had a great junior season for the Wildcats, averaging 20.7 points per game with 7.3 rebounds per game. She hit a team-best 56 3-pointers and had 91 assists, 61 steals and 19 blocks. Although her scoring average was two points less than it was in 2019-20, Howard showed she is an all-around player and not just a scorer, upping her rebounds per game, assists per game and steals per game average from both her freshman and sophomore seasons.
- The native of Cleveland, Tennessee, played 24 games last season with nearly half of those coming against top-25 ranked opponents. In those games, Howard showed she is the best player in the country with impressive numbers. In 11 games against ranked opponents, Howard averaged 22.3 points per game, hitting 47.1 percent from the field and 39.7 percent from 3 with 6.7 rebounds per game and 3.0 assists per game. Howard had four 30+ scoring games during the season with three coming against top-25 ranked teams.
- For her career, Howard has scored 2,042 career points sitting second in UK history in points scored. Against Vanderbilt, Howard scored her 2,000 career points, becoming just the third Wildcat in school history – both men's and women's – to record 2,000 or more points in 100 games or less. She joined Hall of Famers Dan Issel and Valerie Still in that category. Howard ranks second in school history in career scoring average at 20.0, while she is fourth in field-goals made with 711, third in career 3s made with 249 and fourth in career 3-point field-goal percentage at 37.2. She is also fourth in UK history in steals per game at 2.382.
- In 102 career games, Howard has ...
 - Hit at least one 3 in 88 career games, including 15 times this season.
 - Made three or more 3s in 42 career games, including five this season.
 - Made five or more 3s in 14 career games, including twice this season.
 - Scored 10+ points in 91 career game, including 17 times this season.
 - Scored 15+ points in 75 career games, including 16 times this season.

UK IN NCAA/SEC STATS

Category	TEAM (AS OF 2/8)		
	NCAA Rank	SEC Rank	Stat
Ast/TO Ratio	94	6	0.97
Assists	157	11	279
Asts/game	74	4	14.7
Blocks	21	5	105
Blks/game	13	5	5.5
Fewest Fouls	60	3	298
Fewest TOs	69	3	289
FG%	62	5	43.4
FG% defense	252	13	41.3
FT Attempts	212	14	317
FT Made	244	14	210
FT%	284	11	66.2
Fouls/game	109	7	15.7
Reb. margin	207	12	-0.8
Rebounds	269	14	694
Rebs/game	192	12	36.53
Scoring Def.	240	14	66.3
Scoring Margin	124	12	5
Scoring Off.	65	7	71.3
Steals	173	10	162
Steals/game	124	8	8.5
3FG% Def.	339	14	35.6
3FG made	239	9	100
3FG/game	225	8	5.3
3FG%	154	8	31.2
TO margin	67	5	2.84
TOs Forced	87	4	18.05
TOs/game	124	9	15.2
W-L%	209	13	47.4

INDIVIDUAL	NCAA	SEC	STAT
Ast/TO Ratio - Massengill	34	2	2.18
Howard	154	9	1.50
Asts/gm- Massengill	121	7	4.0
Howard	237	13	3.3
Blocks/gm- Howard	145	11	1.26
FG Made - Howard	58	5	136
FG% - Howard	157	12	43.9
FT Made - Howard	63	7	80
FT% - Howard	148	5	78.4
Points - Howard	40	3	387
Points/gm - Howard	15	1	20.4
Rebs/gm - Howard	165	10	7.6
Steals - Howard	41	4	52
Steals/gm - Howard	20	3	2.74
3PFG/gm- Howard	193	9	1.84
Triple-Doubles- Howard	5	2	1

STAT SUPERLATIVES

Here are some UK career statistical superlatives among current players:

Most Games Played for UK:

102 Rhyne Howard
90 Blair Green

Most Games Started:

102 Rhyne Howard

Consecutive Games Started:

32 Rhyne Howard

Games with Double-Figure Scoring:

	2021-22	Career
Rhyne Howard	17	91
Jada Walker	11	11
Dre'una Edwards	12	43
Blair Green	0	17
Robyn Benton	9	16
Treasure Hunt	5	7
Olivia Owens	0	2
Jazmine Massengill	7	8
Emma King	1	1

Current Streak of Consecutive Games Played with Double-Figure Scoring:

7 by Rhyne Howard
2 by Dre'una Edwards
1 by Jazmine Massengill

Games with Double-Figure Rebounding:

	2021-22	Career
Rhyne Howard	7	25
Dre'una Edwards	6	11

Consecutive Games with Double-Figure Rebounding:

3 by Rhyne Howard
1 by Dre'una Edwards

Games with a Double-Double:

	2021-22	Career
Rhyne Howard	7	24
Dre'una Edwards	6	10

Consecutive Games with Double-Double:

3 by Rhyne Howard
1 by Dre'una Edwards

40-point games:

	2021-22	Career
Rhyne Howard	0	1

30-point games:

	2021-22	Career
Rhyne Howard	1	8
Chasity Patterson	0	2

20-point games:

	2021-22	Career
Rhyne Howard	12	56
Dre'una Edwards	4	5
Blair Green	0	1
Robyn Benton	1	1
Jada Walker	1	1

Consecutive 20-point games:

n/a

Consecutive Games with a 3-pointer:

4 by Rhyne Howard
2 by Jada Walker
1 by Treasure Hunt

Consecutive Games with at least one steal:

2 by Jada Walker
1 by Rhyne Howard, Dre'una Edwards

- Scored 20+ points in 56 career games, including 12 times this season.
- Scored 25+ points in 30 career games, including four times this season.
- Scored 30+ points in 8 career games, including one this season.
- Led UK in scoring in 67 career games, including 13 times this season.
- Led UK in rebounding in 55 career games, including 10 times this season.
- Led UK in assists in 37 career games, including eight times this season.
- Led UK in steals in 43 career games, including 12 times this season.
- Led UK in blocks in 40 career games, including nine times this season.
- Has 24 career double-doubles, including seven this season.
- Has 1 triple double.

RHYNE HOWARD VS. RANKED TEAMS

- Rhyne Howard is at her best against top teams. Below is a look all-time vs. ranked teams.

	GP	Min	FG%	3PT%	FT%	R/G	AST	STL	BLK	PTS/G
2021-22	6	38.0	.438	.200	.690	7.7	17	13	8	19.5
2020-21	11	36.3	.471	.397	.772	6.7	33	28	9	22.3
2019-20	8	35.1	.395	.319	.762	7.6	28	12	8	26.4
2018-19	10	30.4	.422	.358	.607	5.6	17	21	4	15.0
TOTALS	35	34.6	.432	.335	.729	6.8	89	74	29	20.7

BLAIR GREEN TO MISS 2021-22 SEASON DUE TO TORN ACHILLES

- Blair Green sustained a ruptured Achilles during UK's closed scrimmage vs. ECU on Saturday (Oct. 30) and will miss the 2021-22 season.
- Coach Elzy released the news later that day and said in a statement at the time: "This has been an emotional day for our program. Blair, her teammates and everyone in this program are hurting as we wrap our minds around potentially losing her for the season before it begins. Blair Green exemplifies what being a Kentucky women's basketball player is all about. Although it appears we have lost her on the court, her leadership off the court will still have an impact on our team this season. We will be here to support her through this and make sure she comes out better on the other side. I ask that Big Blue Nation fills her and her family with love and support right now."

JADA WALKER IMPRESSES IN EARLY GOING

- Kentucky's lone scholarship true freshman - Jada Walker - has made a huge impact on the team already this season and is expected to see significant playing time as the season progresses. Walker is a talented and energetic point guard that plays the game hard and the right way as she is a coach's daughter.
- Walker was a four-star guard by ESPN.com and ranked as the 18th-best guard in the 2021 class. She had a breakout junior season at Henrico High School averaging 26.3 points with 5.9 steals per game, hitting 54 percent from the field. She led the Warriors to the Class 5 Region B championship and a berth in the state tournament in 2020.
- So far this season, Walker has been key for Kentucky averaging 10.6 points per game with 37 assists and 28 steals. She is 19-of-51 from 3 this season. Walker has scored 10 or more points in 11 games and 15 or more in four games.
- At LSU, she scored a career-best 21 points, going 4-of-5 from 3. She recorded a career-high five steals against Auburn.

#ELZYERA IS HERE TO STAY

- It was a successful first season for the Kentucky women's basketball program under head coach Kyra Elzy, who became the first UK women's basketball head coach to lead his or her team to the NCAA Tournament in their first season at the helm.
- During the 2020-21 season, Kentucky defeated five ranked opponents, including back-to-back against top-15 teams for the first time since 2013. The two wins led Elzy to be named the espnW National Coach of the Week and the United States Basketball Writers Association tabbed UK its first-ever team of the week. UK was one of 10 teams in the nation to have four wins against top-25 NCAA NET teams entering the tournament.

THE MAGIC "80"

- UK holds a remarkable 370-26 (.934) record since 1974 when scoring 80 points or more. The last loss came vs. DePaul on Dec. 9, 2021 when the Cats fell 94-85. UK is 5-1 this year.

UK IN OVERTIME

- UK is 31-28 all-time in overtime games, including 1-1 under Elzy.

KENTUCKY ALL-TIME

- Kentucky is 872-567 (.607) in its 48th year of varsity competition.

KENTUCKY ALL-TIME AT HOME

- UK is 508-182 all-time at home (.736). Kentucky is 478-163 (.745) all-time in Memorial Coliseum and 30-21 (.588) all-time in Rupp Arena.
- If you do the math, you will notice UK's losses in Memorial Coliseum and Rupp Arena are 2 more than UK has home losses. That reason is UK's NCAA Tournament Sweet 16 game vs. Washington at Rupp Arena on March 25, 2016 and its NCAA Tournament game vs. Indiana on March 18, 1983 at Memorial Coliseum cannot count towards UK's home record.

CATS SHINE IN THE CLASSROOM

- Kyra Elzy has put an emphasis on academics since arriving on campus as an assistant coach several years ago. The Wildcats have had a 3.0 team GPA or better each of the last 17 semesters. In nine seasons with Coach Elzy on staff, UK has a 100% graduation rate among four-year players. UK had a 3.253 team GPA in the fall of 2020 and a 3.390 in the spring of 2021. UK had a 3.179 in the Fall of 2021.

EIGHT CATS PLAYING OVERSEAS

- Kentucky WBB currently has eight alumnae who signed professional contracts to play overseas for the 2020-21 season.
 - Chasity Patterson is playing in Greece.
 - Bria Goss, Taylor Murray and Sabrina Haines are playing in Sweden.
 - Evelyn Akhator and Janee Thompson are playing in France.
 - Jennifer O'Neill is playing in Russia.

11 STRAIGHT YEARS TOP 20 IN ATTENDANCE

- Kentucky has averaged 4,500 or more fans every year since 2009-10. The 2020-21 season not included due to COVID-19 attendance restrictions. The Wildcats have continuously pushed the school's attendance numbers to new altitudes in the last 12 seasons. Kentucky was involved in two of the top-25 most attended games in the nation during the 2019-20 season, including 11,256 fans vs. Louisville at Rupp Arena which ranked 23rd.

ELZY CONTINUES SEC WIN CHALLENGE FOR WE BACK PACK

- For the 10th season, UK interim head coach Kyra Elzy and her husband Dexter, are leading the SEC Win Challenge to help raise awareness and funds for Alzheimer's research through the Pat Summitt Foundation. The 2019-20 SEC Win Challenge raised over \$25,000 for the foundation.

CATS IN THE RECORD BOOKS

IND. CAREER RECORDS		1,000 POINT CLUB	
SCORING AVERAGE		1. Valerie Still, 2,763	
1. Valerie Still	23.2	2. RHYNE HOWARD, 2,042	
2. RHYNE HOWARD	20.0	3. A'dia Mathies, 2,014	
3. Leslie Nichols	18.2	4. Victoria Dunlap, 1,846	
4. Pam Browning	14.9	5. Leslie Nichols, 1,797	
5. A'dia Mathies	14.4	6. Makayla Epps, 1,790	
FIELD GOALS MADE		7. Maci Morris, 1,692	
1. Valerie Still	1,118	8. Samantha Mahoney, 1,601	
2. Leslie Nichols	757	9. Pam Browning, 1,598	
3. A'dia Mathies	712	10. Sara Potts, 1,563	
4. Rhyme Howard	711	11. Sarah Elliott, 1,502	
5. Victoria Dunlap	696	12. Elisabeth Lukschu, 1,488	
6. Makayla Epps	668	13. Selia "SeSe" Helm, 1,487	
7. Sarah Elliott	657	14. Stacey Reed, 1,482	
8. Maci Morris	598	15. Jennifer O'Neill, 1,449	
9. SeSe Helm	590	16. Tiffany Wait, 1,445	
10. Elisabeth Lukschu	586	17. Jodie Whitaker, 1,433	
3-POINT FIELD GOALS MADE		18. Taylor Murray, 1,359	
1. Sara Potts	271	19. Kristi Cushenberry, 1,358	
2. Maci Morris	252	20. Belitta Croley, 1,339	
3. RHYNE HOWARD	249	21. Bria Goss, 1,318	
4. Jennifer O'Neill	197	22. Stacy McIntyre, 1,215	
5. A'dia Mathies	177	23. Maria Donhoff, 1,187	
3-POINT FIELD GOALS ATT.		24. LaTonya McDole, 1,180	
1. Sara Potts	719	25. Lea Wise, 1,179	
2. RHYNE HOWARD	670	26. Patty Jo Hedges, 1,176	
3. Maci Morris	613	27. Jocelyn Mills, 1,170	
4. Jennifer O'Neill	564	28. Karen Mosley, 1,135	
5. Stacey Reed	548	29. Janet Timperman, 1,080	
3-PT FG % (MIN. 200 ATT.)		30. Tedra Eberhart, 1,071	
1. Maci Morris	41.1	31. Kim Denkins, 1,057	
2. Kristi Cushenberry	39.7	32. Debbie Miller, 1,031	
3. Sara Potts	37.7	33. Laura Meadows, 1,024	
4. RHYNE HOWARD	37.2	Janee Thompson, 1,024	
5. Keyla Snowden	36.9	35. Sandy Harding, 1,023	
STEALS PER GAME (MIN. 75)			
1. Stacey Reed	2.710		
2. Leslie Nichols	2.504		
3. Rita Adams	2.427		
4. RHYNE HOWARD	2.382		
5. Victoria Dunlap	2.310		
6. A'dia Mathies	2.286		
7. Patty Jo Hedges	2.266		
DOUBLE-DOUBLES			
1. Valerie Still	66		
2. Leslie Nichols	33		
3. Evelyn Akhator	31		
Victoria Dunlap	31		
5. RHYNE HOWARD	24		
6. Jocelyn Mills	22		
7. Kim Denkins	20		
Samarie Walker	20		

WHEN WAS THE LAST TIME ...

SCORING

A player scored 40+ points: 43, Rhyne Howard, at Alabama, 1-9-20
A player scored 30+ points: 30, Rhyne Howard vs. Georgia, 1-6-22
A player scored 25+ points: 25, Rhyne Howard at Vanderbilt, 1-27-22
A player scored 20+ points: 23, Rhyne Howard and 21, Jada Walker at LSU, 1-30-22
Player came off the bench to score 20 or more points: 32, Chasity Patterson at Arkansas, 2-9-20
Two players score 20 or more points in a game: 23, Rhyne Howard; 21, Jada Walker at LSU, 1-30-22
Three players had 20 or more points in a game: vs. Morehead St., 11-18-15 (28, Alexis Jennings; 22, Janee Thompson; 21 Makayla Epps)
Two players score 30 points or more in a game: n/a
A player record five or more consecutive 20-plus point games: 8 by Rhyne Howard (20 at Arkansas, 2-9-20; 26 vs. MSU, 2-16-20; 21 at Ole Miss, 2-20-20; 24 vs. SC, 2-23-20; 25 vs. UGA, 2-27-20; 26 at VU, 3-1-20; 24 vs. Tennessee, 3-6-20; 26 vs. Miss. St., 3-7-20)
A player record four or more consecutive 20-plus point games: 4 by Rhyne Howard (24 vs. Ole Miss, 1-23-22; 29 at Auburn, 1-25-22; 25 at Vanderbilt, 1-27-22; 23 at LSU, 1-30-22)
A player record three or more consecutive 20-plus point games: 4 by Rhyne Howard (24 vs. Ole Miss, 1-23-22; 29 at Auburn, 1-25-22; 25 at Vanderbilt, 1-27-22; 23 at LSU, 1-30-22)
A player record back-to-back 20-plus point games: 4 by Rhyne Howard (24 vs. Ole Miss, 1-23-22; 29 at Auburn, 1-25-22; 25 at Vanderbilt, 1-27-22; 23 at LSU, 1-30-22)
A player record four or more consecutive 25-plus point games: 5 by Rhyne Howard (26 vs. UofL, 12-15-19; 29 at Cal, 12-21-19; 28 at South Carolina, 1-2-20; 37 vs. Tennessee, 1-5-20; 43 at Alabama, 1-9-20)
A player record back-to-back 30-plus point games: Rhyne Howard 37 vs. Tennessee, 1-5-20; 43 at Alabama, 1-9-20
A player score 20+ points in the 1st half: 20, Dre'una Edwards vs. UNA, 11-11-21
A player score 20+ points in the 2nd half and OT: 22, Rhyne Howard vs. Georgia, 1-6-22
A player hit a last-second shot to win the game: Rhyne Howard at Cal, 12-21-19 (hit the game-winning basket with 3.2 remaining in the contest to put Kentucky up 63-61)
A freshman score 25 points or more: 25, Rhyne Howard vs. Missouri, 3-8-19
All five starters in double figures: vs. Oklahoma, 3-21-16
No player scored in double figures: vs. LSU, 1-16-03

DOUBLE-DOUBLES

A player record a double-double: Rhyne Howard (19pts/10rebs) and Dre'una Edwards (10pts/10rebs) vs. TAMU, 2-6-22
10-20 Game: Evelyn Akhator (14pts/23rebs), vs. Ohio State, 3-19-17
20-20 Game: Valerie Still (42 pts/20 rbs) vs. Charleston, 12-19-82
20-10 Game: Rhyne Howard (23pts/12rebs), at LSU, 1-30-22
30-10 Game: Rhyne Howard (33 pts/10 rbs) at Miss. St., 1-3-21
More than one player with a double-double in the same game: Rhyne Howard (19pts/10rebs) and Dre'una Edwards (10pts/10rebs) vs. TAMU, 2-6-22
Three players with a double-double in the same game: Alexis Jennings (28pts/13rebs), Evelyn Akhator (12pts, 16rebs), Makayla Epps (21pts, 11rebs,12asts) vs. Morehead State, 11-18-15
A player record back-to-back double-doubles: Rhyne Howard (25pts/10rebs) at Vanderbilt, 1-27-22; (23pts/12rebs) at LSU, 1-30-22; (19pts/10rebs) vs. TAMU, 2-6-22
More than one player record back-to-back double-doubles: Victoria Dunlap (11 pts/12 rbs) and Eleia Roddy (13 pts/10 rbs) vs. NCAT, 1-1-09; Victoria Dunlap (20 pts/15 rbs) and Eleia Roddy (11 pts/10

rbs) vs. Miami (Ohio), 1-3-09
Double-Double in Points and Rebs: Rhyne Howard (19pts/10rebs) and Dre'una Edwards (10pts/10rebs) vs. TAMU, 2-6-22
Double-Double in Points and Assists: Rhyne Howard (22pts/10rebs/10asts), vs. Winthrop, 11-21-21
Double-Double in Points and Blocks: n/a
Double-Double in Points and Steals: Chasity Patterson (17pts/10stls) vs. Wofford, 12-19-30
A player record four or more consecutive double-doubles: 5 by Dre'una Edwards (11pts/12rebs) vs. SC Upstate, 12-19-21; (14pts/14rebs) vs. UofL, 12-12-21, (17pts/11rebs) vs. Merrimack, 12-5-21, (19pts/10rebs) vs. WVU, 12-1-21, (122pts/11rebs) vs. La Salle, 11-27-21
A player record five or more consecutive double-doubles: 5 by Dre'una Edwards (11pts/12rebs) vs. SC Upstate, 12-19-21; (14pts/14rebs) vs. UofL, 12-12-21, (17pts/11rebs) vs. Merrimack, 12-5-21, (19pts/10rebs) vs. WVU, 12-1-21, (122pts/11rebs) vs. La Salle, 11-27-21
A player record a triple-double in a game: (3rd in school history) Rhyne Howard, vs. Winthrop, (22pts, 10ast, 10 rebs) 11-21-21
A player record a perfect game (at least five FGs made): Makayla Epps vs. Middle Tennessee, 12-12-14 (6-of-6 FGs)
5 or more players score in double figures: 5 at Ole Miss (2-20-20) - Howard (21), Green (10), Patterson (15), Haines (15), Roper (10)
6 or more players score in double figures: 6 vs. WCU (12-18-18) - Wyatt (16), Morris (13), Howard (18), Murray (11), Paschal (11), Roper (12)
7 or more players score in double figures: 8 vs. Lipscomb (11-21-13) - Stallworth (14), Walker (10), Thompson (16), Goss (18), Evans (12), O'Neill (11), Pinkett (15), Harper (12)

FIELD GOALS

Made 12 FG in a game: 12, Rhyne Howard vs. Georgia, 1-6-22
Made 13 FG in a game: 13, Rhyne Howard vs. Georgia, 3-5-21
Made 14 FG in a game: 14, Rhyne Howard at Alabama, 1-9-20
Made 15 FG in a game: 18, Makayla Epps vs. Mississippi State, 1-12-15
Made 16 FG in a game: 18, Makayla Epps vs. Mississippi State, 1-12-15
Made 17 FG in a game: 18, Makayla Epps vs. Mississippi State, 1-12-15
Made 18 FG in a game: 18, Makayla Epps vs. Mississippi State, 1-12-15

FIELD GOALS ATTEMPTED

Attempted 29 FG in a game: 30, Makayla Epps vs. Miss. State, 1-12-15
Attempted 28 FG in a game: 30, Makayla Epps vs. Miss. State, 1-12-15
Attempted 27 FG in a game: 27, Rhyne Howard vs. Tennessee, 1-5-20
Attempted 26 FG in a game: 26, Rhyne Howard at Ole Miss, 2-4-21
Attempted 25 FG in a game: 25, Rhyne Howard vs. Ole Miss, 2-28-21
Attempted 24 FG in a game: 24, Rhyne Howard vs. Georgia, 3-5-21
Attempted 23 FG in a game: 23, Rhyne Howard vs. Ole Miss, 1-23-22
Attempted 22 FG in a game: 23, Rhyne Howard vs. Ole Miss, 1-23-22
Attempted 21 FG in a game: 21, Rhyne Howard at Auburn, 1-25-22
Attempted 20 FG in a game: 21, Rhyne Howard at Auburn, 1-25-22

THREE-POINTERS

A player with 5 in a game: 5, Rhyne Howard at Auburn, 1-25-22
A player with 6 in a game: *7, Rhyne Howard at Alabama, 1-9-20
A player with 7 in a game: *7, Rhyne Howard at Alabama, 1-9-20
Attempted 10 or more in a game: 12, Rhyne Howard at Auburn, 1-25-22
Made 7+ in back-to-back games: *7, Rhyne Howard at Alabama, 1-9-20

FREE THROWS

Made 10 FT in a game: 10, Rhyne Howard at Ole Miss, 2-4-21
Made 11 FT in a game: 12, Chasity Patterson vs. Murray St., 11-25-20
Made 12+ FT in a game: 12, Chasity Patterson vs. Murray St., 11-25-20
Attempted 10 FT in a game: 10, Treasure Hunt vs. DePaul, 12-9-21

WHEN WAS THE LAST TIME ...

Attempted 11 FT in a game: 11, Rhyne Howard vs. Ole Miss, 2-28-21
Attempted 12 FT in a game: 14, Rhyne Howard at Ole Miss, 2-4-21
Attempted 15+ FTs in a game: 15, Makayla Epps vs. Miami, 11-11-16
Hit 100% (10+ attempts): Jaida Roper, 02-27-20 (11-11) vs. Georgia

REBOUNDS

A player with 10+ rebounds: 10, Rhyne Howard/Dre'una Edwards vs. TAMU, 1-30-22
A player with 11+ rebounds: 12, Rhyne Howard at Vanderbilt 1-30-22
A player with 12+ rebounds: 12, Rhyne Howard at Vanderbilt 1-30-22
A player with 13+ rebounds: 16, Rhyne Howard vs. Ole Miss, 2-28-21
A player with 14+ rebounds: 16, Rhyne Howard vs. Ole Miss, 2-28-21
A player with 15+ rebounds: 16, Rhyne Howard vs. Ole Miss, 2-28-21
A player with 16+ rebounds: 16, Rhyne Howard vs. Ole Miss, 2-28-21
A player with 17+ rebounds: 23, Evelyn Akhator vs. Ohio St., 3-19-17
A player with 18+ rebounds: 23, Evelyn Akhator vs. Ohio St., 3-19-17
A player with 19+ rebounds: 23, Evelyn Akhator vs. Ohio St., 3-19-17
A player with 20+ rebounds: 23, Evelyn Akhator vs. Ohio St., 3-19-17
A player with 21+ rebounds: 23, Evelyn Akhator vs. Ohio St., 3-19-17
A player with 25+ rebounds: *27, Valerie Still vs. National College, 2-9-82
A player with back-to-back games with 15+ rebounds: Evelyn Akhator 15 rebs at Alabama (1-12-17); 16 rebs vs. Georgia (1-15-17)
10+ Rebs in 3 consecutive games: 3, Rhyne Howard (Jan. 27-Feb. 6)
10+ Rebs in four consecutive games: 5, Dre'una Edwards (11-27 - Present)
10+ Rebs in five consecutive games: 5, Dre'una Edwards (11-27 - Present)
10+ Rebs in six consecutive games: 7, Eleia Roddy (2008)
Two players grab 10+ rebounds in a game: 10, Rhyne Howard and 10, Dre'una Edwards vs. TAMU, 2-6-22
Three players grab 10+ rebounds in a game: 16, Akhator; 13, Jennings; 11, Epps vs. Morehead State, 11-18-15

ASSISTS

A player with 8+ assists in a game: 8, Jazmine Massengill, vs. Merrimack, 12-5-21
A player with 9+ assists in a game: 9, Jazmine Massengill, vs. WVU, 12-1-21
A player with 10+ assists in a game: 10, Rhyne Howard, vs. Winthrop, 11-21-21
A player with 11+ assists in a game: 11, Taylor Murray vs. UF, 2-19-17
A player with 12+ assists in a game: 12, Makayla Epps vs. Morehead State, 11-18-15

BLOCKS

A player with 5 or more blocks in a game: 6, Nyah Leveretter at Vanderbilt, 1-27-22
A player with 6 or more blocks in a game: 6, Nyah Leveretter at Vanderbilt, 1-27-22
A player with 7 or more blocks in a game: *7, DeNesha Stallworth vs. Texas A&M, 2-18-13

STEALS

A player with 5 steals in a game: 5, Dre'una Edwards vs. TAMU, 2-6-22
A player with 6 steals in a game: 6, Rhyne Howard vs. SC Upstate, 12-19-21
A player with 7 steals in a game: 7, Rhyne Howard vs. Tennessee, 2-11-21
A player with 8 steals in a game: 10, Chasity Patterson vs. Wofford, 12-19-20
A player with 9 steals in a game: 10, Chasity Patterson vs. Wofford, 12-19-20
A player with 10 steals in a game: 10, Chasity Patterson vs. Wofford, 12-19-20
A player with 11 or more steals in a game: *11, Leslie Nichols vs. Louisville, 2-14-86

MINUTES

Played every minute of a game: 40 Rhyne Howard at UofL, 12-12-21
Played over 40 minutes: 44, Rhyne Howard vs. TAMU, 2-6-22

Played over 45 minutes: 45, Makayla Epps & Makenzie Cann at Louisville, 12-4-16
Played over 50 minutes: 51, Kastine Evans vs. Baylor - 4OT, 12-6-13

FOULS

Four or more UK players foul out in a game: Jennifer Humphrey, Sarah Elliott, Chanté Bowman, Brittany Edelen vs. Louisville, 12-3-06

THE LAST TIME KENTUCKY...

Won a game by 20 or more pts: +23 (67-44) vs. SC Upstate, 12-19-21
Won an SEC game by 20 or more pts: +21 (86-65) vs. Tennessee, 3-6-20
Won a game by 30 or more pts: +34 (90-56) vs. Merrimack, 12-5-21
Won an SEC game by 30 or more pts: +42 (94-52) at Ole Miss, 2-20-20
Won a game by 40 or more pts: +45 (92-47) vs. Winthrop, 11-21-21
Won an SEC game by 40 or more points: +42 (94-52) at Ole Miss, 2-20-20
Won a game by 50 or more pts: +61 (98-37) vs. Wofford, 12/19/20
Won an SEC game by 50 or more pts: *+53 (100-47) vs. Miss. St., 1-17-13
Won a game by 60 or more pts: +61 (98-37) vs. Wofford, 12/19/20
Won a game by 70 or more pts: +75 (100-25) vs. Jacksonville St., 11-15-11
Scored 100 pts or more in a game: 100 vs. Evansville, 12-5-17
Scored 100 pts or more in an SEC game: 108 vs. Ole Miss, 2-13-14
Scored 90 points or more in a game: 90 vs. Merrimack, 12-5-21
Scored 90 points or more in three straight games: 96 vs. Wagner, 11-10-13; 103 vs. Georgia Southern, 11-13-13; 96 vs. Central Michigan, 11-17-13
Scored 90 points or more in four straight games: 4 - 96 vs. Wagner, 11-10-13; 103 vs. Georgia Southern, 11-13-13; 96 vs. Central Michigan, 11-17-13, 116 vs. Lipscomb 11-12-13
Scored 80 points or more in a game: 84 vs. Georgia, 1-6-22
Scored 50 points or more in the first half: 50 vs. Winthrop, 11-21-21
Scored 50 points or more in the second half: 63 vs. UNA, 11-11-21
Scored 60 points or more in first half: 60 vs. Grambling, 12-29-13
Scored 60 points or more in second half: 63 vs. UNA, 11-11-21
Lost a game by 20 or more points: -25 (77-52) vs. Florida, 1-20-22
Lost a game by 30 or more points: -30 (93-63) vs. South Carolina, 3-5-16
Lost a game by 40 or more points: -44 (39-83) vs. Tennessee, 1-27-2001
Lost an SEC game by 40 or more pts: -44 (39-83) vs. Tennessee, 1-27-01
Lost a game by 50 or more points: -72 (38-110) vs. Tennessee, 1-21-01
Lost a game by 60 or more points: -72 (38-110) vs. Tennessee, 1-21-01
Lost a game by 70 or more points: -72 (38-110) vs. Tennessee, 1-21-01
Allowed 100 points: 103 by Arkansas, 2-3-20
Allowed 90 or more points: 94 by DePaul, 12-9-21
Scored fewer than 50 points: 50 at Virginia, 11-16-19
Scored fewer than 40 points: 36 vs. LSU, 12-18-2005
Scored fewer than 25 points in a half: 25 (1st) vs. Ole Miss, 1-23-22
Scored fewer than 20 points in a half: 20 (1st) at Georgia, 3-5-21
Held opponent to 50 points or fewer: 44 vs. SC Upstate, 12-19-21
Held opponent to 40 points or fewer: 44 vs. SC Upstate, 12-19-21
Held opponent to 30 points or fewer: 24 by Jackson St., 11-29-15
Held opponent to 20 pts or fewer in the 1st half: 18 vs. Missouri, 1-31-21
Held opponent to 20 pts or fewer in the 2nd half: 16 vs. Presby., 11-9-21
Held SEC opp. to 20 pts or fewer in the 1st half: 18 vs. Missouri, 1-31-21
Held an opponent to 10 points or fewer in the first half: *9 by Charleston Southern, 12-10-04
Held an opponent to 10 points or fewer in the second half: *7 by Jackson St., 11-29-15
Won a game after trailing at the half: Indiana, 12-6-20 (36-23)
Won a game after trailing 10+ at the half: Indiana, 12-6-20 (36-23)
Won an SEC game after trailing at the half: at Tenn., 1-5-20 (33-35)
Won after trailing at the half at home: vs. Indiana, 12-6-20 (36-23)
Won after trailing at the half on the road: at K-State, 12-3-20 (27-25)
Scored 100 or more points and lost: n/a
Scored 80 points or more and lost: vs. DePaul, 12-9-21 (94-85)

WHEN WAS THE LAST TIME ...

Scored 50 points or fewer and won: 50 at Virginia, 11-16-19
Game decided by one point: vs. Louisville, 12-15-19 (L, 67-66)
Game decided by two points: at Cal, 12-21-19 (63-61)
Game decided by three points: at Virginia, 11-16-19 (50-47)
Shot 50 percent or better vs. non-conference opponent: 53.7% (36-of-64) vs. Merrimack, 12-5-21
Shot 50% or better vs. SEC opponent: 50.0% (27-of-54) at LSU, 1-30-22
Shot 50 percent or better in consecutive games:
 50.9% (29-57), vs. WVU, 12-1-21; 53.7% (36-67), vs. Merrimack, 12-5-21
Shot 55 percent or better: 56.7 vs. Austin Peay, 12-1-19
Shot 60 percent or better: 64.7 vs. Alabama, 1-25-18
Shot 70 percent or higher in a half: 71.4 (1st half) vs. Middle Tenn., 12-15-18
Shot 60 percent or higher from 3: 60.0 vs. Middle Tenn., 12-15-18
Shot 30 percent or lower: 27.3 vs. Florida, (18-of-66), 1-20-22
Shot 20 percent or lower: 20.0 vs. Georgia, (12-of-60), 3-02-07
Shot 15% or lower in a half: 13.6 (1st half) vs. USC (3-of-22), 3-2-08
Held an opponent to lower than 30 percent: 29.2% (19-of-65) by La Salle, 11-27-21
Held an opponent to lower than 20 percent: 15.6% (7-of-45) by Jackson State, 11-29-15
Held an opponent to lower than 15 percent in a half: 8.5% (1st half) vs. Wofford, 12-19-20
Opponent shot 50 percent or better: 51.3% by DePaul (39-76), 12-9-21
Opponent shot 60 percent or better: 61.0% by SC (36-of-59), 1-2-20
Opponent shot 50 percent or better in consecutive games: Two straight - Florida, 58.0% (29-of-50), 1-31-16; South Carolina, 52.0% (26-of-50), 2-4-16
Did not hit a 3-pointer: vs. DePaul, 12-9-21 (0-of-14)
Held opponent without a 3-pointer: South Carolina, 12-23-20 (0-of-5)
Held consecutive opponents without a 3-pointer: Delaware State, 11-10-12 (0-of-0) and Baylor, 11-13-12 (0-3)
Opponent hit 10 or more 3-pointers: 10 by Iowa, 3-23-20
Hit 10 or more 3-pointers: 11 vs. WVU, 12-1-21
Hit 11 or more 3-pointers: 11 vs. WVU, 12-1-21
Hit 12 or more 3-pointers: 14 at Miss. State, 1-3-21
Hit 13 or more 3-pointers: 14 at Miss. State, 1-3-21
Hit 16 or more 3-pointers: *16 at Alabama, 1-9-20
Hit 10+ 3s in three straight games: *Four straight - Charlotte 10 (12/04), Samford 11 (12/08), Winthrop 13 (12/11), UofL (12/15)
Pulled down 60 or more rebounds: *67 vs. Morehead State, 11-18-15
Pulled down 65 or more rebounds: *67 vs. Morehead State, 11-18-15
Had 20 or more Reb. than Opp: 23 vs. UNA, 11-11-21 (50-27)
Had 30 or more assists in a game: 30 vs. Merrimack, 12-5-21
Had 20 or more assists in a game: 21 vs. WVU, 12-1-21
Had 20 or more assists in three straight games: 4 - 32 vs. Morehead St., 11-18-15; 24 vs. Colorado 11-22-15; 26 vs. Eastern Michigan 11-25-15; 22 vs. Jackson State 11-29-15
Had 20 or more assists in four straight games: 32 vs. Morehead St., 11-18-15; 24 vs. Colorado 11-22-15; 26 vs. Eastern Michigan 11-25-15; 22 vs. Jackson State 11-29-15
Had 20 or more assists in five straight games: 26 vs. Louisville (2/23/82); 25 vs. Alabama (2/26/82); 29 vs. LSU (2/27/82), 27 vs. Tennessee (2/28/82) and 24 vs. Illinois (3/14/82)
Had 19 or more blocks in a game: *19 vs. North Carolina A&T, 12-6-05
Had 10 or more blocks in a game: 10 vs. WVU, 12-1-21
Opponent had 10 or more blocks in a game: 10 vs. S.Carolina, 1-10-21
Had 15 or more steals in a game: 16 vs. Winthrop, 11-21-21
Had 20 or more steals in a game: 23 vs. Alabama State, 11-7-18
Had 25 or more steals in a game: *28 vs. West Virginia, 12-12-93
Opponent had 15 or more steals in a game: 17 by LSU, 1-17-19
Forced 30 or more turnovers in a game: 33 vs. Wofford, 12-19-20

Forced 30 or more turnovers in an SEC game: 31 vs. Tennessee, 3-3-13
Forced 40 or more turnovers in a game: 43 vs. Alabama State, 11-7-18
Committed 30 or more turnovers in a game: 30 at Florida, 1-31-16
Committed 30 or more turnovers and won: 34 vs. Green Bay, 3-19-12
Committed five turnovers or fewer: 5 vs. NC State, 3-25-19
Committed 10 turnovers or fewer in a non-con game: 10 vs. Wofford, 12-19-20
Committed 10 turnovers or fewer in an SEC game: 9 at Florida, 2-15-21
Opponent committed fewer than 10 turnovers: 8 by LSU, 1-30-22
Attempted 40 FT: 42 vs. Tennessee St., 3-20-15
Attempted fewer than five FT: 4 vs. South Carolina, 1-13-11
Made 30 FT: 31 vs. Tennessee St., 3-20-15
Made 40 FT: 49* vs. Baylor, 12-6-13
Hit 100 percent from the free-throw line (min. 10 made): *12-of-12 vs. Missouri, 1-13-13
Won an overtime game: at Miss. State, 1-3-21, (92-86) (A) 1OT
Lost an overtime game: vs. Missouri, 3-8-19 (70-68) (N) 1OT
Played a double-overtime game: vs. Miss. State, 2-12-15 (92-90) (H)
Played a triple-overtime game: vs. Baylor, 12-6-13 (133-130) (N) 4OT
Played a quadruple-overtime game: vs. Baylor, 12-6-13 (133-130) (N) 4OT
Started three freshmen in a game: (Evans, Conwright, Drake) vs. UTC, 12-11-10
Started four freshmen in a game: (Mendeng, Helm, Hawthorne, Stoglin) vs. Tennessee, 1-27-2001
Defeated a Top-5 opponent: 2-23-17 - #22/rv UK 78 - #3/2 vs. Miss. State 75 (OT) (H)
Defeated a Top-10 opponent: 12-31-20 - #13/11 UK 75 - vs. #10/10 Arkansas 64 (H)
Defeated a Top-25 opponent: 1-6-22- #21/20 UK 84 - vs. #15/14 Georgia 76 (H)
Defeated a Top-25 non-conference opponent at home: 1-6-22 - #21/20 UK 84 - vs. #15/14 Georgia 76 (H)
Defeated a Top-25 non-conference opponent on the road: 11-15-15 - #17/18 UK 68 - #15/15 Arizona State 64 (A)
Defeated a Top-25 opponent at a neutral site: 11-22-18 - #rv UK 85 - #17 vs. USF 63 (N) - 2018 Paradise Jam
Defeated a Top-10 SEC opponent at home: 2-11-21 - #20/18 UK 71 - vs. #16/19 Tennessee 64 (H)
Defeated a Top-25 SEC opponent at home: 1-6-22- #21/20 UK 84 - vs. #15/14 Georgia 76 (H)
Defeated a Top-25 opponent on the road: 2-25-21- #19/17 UK 62 - vs. #17/18 Georgia 58 (A)
Defeated a Top-25 SEC opponent on the road: 1-3-21- #13/11 UK 92 - vs. #12/13 Mississippi State 86 (A)
Defeated a Top-10 opponent on the road: 12-7-14 - UK 77 - #7/7 Louisville 68 (A)
Defeated a Top-10 SEC opponent on the road: 2-16-14 - UK 75 - #8/8 Tennessee 71 (A)
Was defeated by an unranked opp. (while ranked) at home: vs. Ole Miss (63-54), 1-23-22 (#23/22)
Was defeated by an unranked opp. (while ranked) on the road: at Ole Miss (60-72), 2-4-21 (#15/14)
Was defeated by an unranked opp. (while ranked) at a neutral site: vs. Iowa (86-72), 3-23-21 (#18/19)

* Denotes a school record

TOP-10 HOME GAMES ATTENDANCES (! INCLUDES RUPP ARENA)

1.	23,705	Duke !	12/22/13
2.	22,075	Baylor !	11/17/14
3.	18,488	DePaul !	12/07/12
4.	17,150	Duke !	12/20/15
5.	14,508	Duke !	12/08/11
6.	14,425	Louisville !	12/10/15
7.	13,689	Tennessee !	01/26/06
8.	10,622	Old Dominion	02/05/83
9.	10,390	Rutgers !	01/12/80
10.	10,192	Louisville !	12/28/06

TOP-10 MEMORIAL COLISEUM ATTENDANCES

1.	10,622	Old Dominion	02/06/83
2.	8,429	Tennessee	01/29/04
3.	8,223	Auburn	02/18/83
4.	8,200	Tennessee	02/09/83
5.	8,130	Tennessee	01/23/00
6.	7,965	Tennessee	03/03/13
7.	7,963	Louisville	12/11/13
8.	7,961	Tennessee	01/12/12
9.	7,951	Louisville	12/04/11
10.	7,888	Florida	01/22/12

HOME COURT WINNING STREAKS (INCLUDES RUPP ARENA)

Games	Began	Ended	
1.	34	Feb. 13, 2011	Feb. 3, 2013
2.	30	Feb. 12, 1980	Jan. 31, 1982
3.	25	March 19, 2009	Jan. 9, 2010
4.	19	Feb. 23, 1982	Feb. 9, 1983
5.	14	Jan. 31, 1990	Jan. 27, 1991
6.	13	Jan. 30, 1984	Jan. 13, 1985
	13	March 2, 2014	Jan. 29, 2015
8.	11	Feb. 7, 1987	Jan. 7, 1988
	11	Feb. 10, 1979	Feb. 2, 1980
10.	10	Nov. 19, 2004	Jan. 27, 2005

KENTUCKY ATTENDANCE AVERAGES LAST 15 YEARS

Year	Total	(Games) Rank	Avg. PG
2003-04	72,533	(14 games) 16th	5,182
2004-05	90,663	(19 games) 20th	4,772
2005-06	77,411	(15 games) 20th	5,161
2006-07	87,943	(15 games) 13th	5,863
2007-08	85,769	(18 games) 23rd	4,756
2008-09	75,194	(17 games) 21st	4,423
2009-10	95,615	(17 games) 14th	5,624
2010-11	95,453	(15 games) 11th	6,364
2011-12	113,068	(18 games) 13th	6,282
2012-13	104,447	(17 games) 11th	6,144
2013-14	121,089*	(18 games) 9th	6,727*
2014-15	108,436	(17 games) 8th	6,379
2015-16	116,164	(18 games) 8th	6,454
2016-17	104,252	(20 games) 14th	5,213
2017-18	82,984	(16 games) 15th	5,187
2018-19	85,807	(18 games) 18th	4,767
2019-20	80,853	(17 games) 19th	4,756

* - SCHOOL RECORD



Memorial Coliseum (8,000)

- The Coliseum covers an entire city block and has as much space as a seven-story office building. It currently has a capacity of 8,000.
- The Coliseum was built in 1950 and serves as a memorial to every Kentuckian who lost their life serving their country.
- A massive new LED video board spanning approximately 1,800 square feet with dimensions of 30 feet by 60 feet was installed in Memorial Coliseum in 2018.
- Wildcat fans are passionate about their basketball, that's why UK has ranked in the nation's top 20 and in the SEC's top four in attendance 11 straight years.
- UK averaged 5,186 fans per game in 2017-18 which ranked 15th nationally.
- UK drew 116,164 fans for its home games in 2015-16 the second-highest total attendance in school history.



Rupp Arena (23,500)

- Rupp Arena is entering its 45th season.
- An awesome structure in sight and scope, the arena is divided into two seating areas. The lower level features 10,000 cushioned theater seats while the upper arena has new chairback seats on the sidelines. The latter can be visually isolated to provide more natural setting for small shows.
- The Wildcats command an exclusive and updated state-of-the-art locker room, while other amenities include six team-size dressing rooms and eight smaller units.
- In 2013-14, UK set the new single-game attendance record when 23,706 fans saw UK face No. 2 Duke in Rupp Arena on Dec. 22, 2013. The attendance marked the largest crowd ever to see a college women's hoops game in the Commonwealth — the previous mark was 22,152 for the first Kentucky-Louisville game played in the KFC Yum! Center on Dec. 5, 2010.
- In 2015-16, Kentucky packed 17,150 fans in Rupp Arena on Dec. 20 against Duke, which was the fourth-largest home crowd in program history. On Dec. 10, the Wildcats had 14,425 fans at the historic arena, which was the sixth-largest home crowd in school history.

MISCELLANEOUS AND SPECIALTY STATS

LEADING SCORER

Rhyné Howard	13
Dre'una Edwards	4
Robyn Benton	2

LEADING REBOUNDER

Rhyné Howard	9
Dre'una Edwards	7
Treasure Hunt	4
Robyn Benton	1
Olivia Owens	1

LEADER IN ASSISTS

Jazmine Massengill	10
Rhyné Howard	8
Dre'una Edwards	3
Jada Walker	2

CHARGES DRAWN

Kentucky	17
Rhyné Howard	6
Emma King	6
Jada Walker	2
Robyn Benton	1
Jazmine Massengill	1
Olivia Owens	1
Opponent	20

10-SEC. BACKCOURT VIOLATION FORCED

Kentucky	4
Opponent	1

5-SEC. OUT-OF-BOUNDS CALLS FORCED

Kentucky	1
Opponent	0

SHOT CLOCK VIOLATIONS FORCED

Kentucky	8
Opponent	9

20-POINT SCORING GAMES

Rhyné Howard	12
Dre'una Edwards	4
Robyn Benton	1
Jada Walker	1

30-POINT SCORING GAMES

Rhyné Howard	1
--------------	---

40-POINT SCORING GAMES

n/a	
-----	--

DOUBLE-FIGURE SCORING GAMES

Rhyné Howard	17
Dre'una Edwards	12
Jada Walker	11
Robyn Benton	9
Jazmine Massengill	7
Treasure Hunt	5
Emma King	1

DOUBLE-FIGURE REBOUND GAMES

Dre'una Edwards	6
Rhyné Howard	7
Treasure Hunt	1

20-PLUS REBOUNDING GAMES

n/a	
-----	--

SEASON DOUBLE-DOUBLES

Dre'una Edwards	6
Rhyné Howard	7

TECHNICAL FOULS

Kentucky	1
Jazmine Massengill	1
Opponent	4

UK'S FIRST SUBSTITUTION

Jada Walker	7
Robyn Benton	3

Olivia Owens	2
Nyah Leveretter	4
Treasure Hunt	1
Emma King	1
Dre'una Edwards	1

FIRST TO SCORE

Rhyné Howard	6
Jada Walker	5
Treasure Hunt	3
Jazmine Massengill	2
Dre'una Edwards	1
Olivia Owens	1
Nyah Leveretter	1

JUMP BALLS CONTROLLED

Kentucky	8
Olivia Owens	2
Dre'una Edwards	6
Opponent	12

RUNS OF 10 OR BETTER

Kentucky	9
Opponent	7

LARGEST HALFTIME LEAD

vs. Winthrop	28
--------------	----

LARGEST HALFTIME LEAD (SEC)

vs. Texas A&M	12
---------------	----

LARGEST HALFTIME DEFICIT

at South Carolina	14
-------------------	----

LARGEST HALFTIME DEFICIT (SEC)

vs. Florida	18
-------------	----

LARGEST UK LEAD

vs. Winthrop	53
--------------	----

LARGEST UK WIN

vs. Winthrop	45
--------------	----

LARGEST UK WIN (SEC)

at Auburn	12
-----------	----

LARGEST UK DEFICIT

at Tennessee	31
--------------	----

LARGEST UK DEFICIT (SEC)

at Tennessee	31
--------------	----

LARGEST UK LOSS

at Tennessee	26
--------------	----

LARGEST UK LOSS (SEC)

at Tennessee	26
--------------	----

MOST CONSECUTIVE POINTS

vs. Presbyterian	22
------------------	----

MOST CONSECUTIVE POINTS (SEC)

vs. Georgia/at LSU	8
--------------------	---

MOST CONSECUTIVE OPP. POINTS

vs. Indiana	11
vs. Florida	11

MOST CONSECUTIVE OPP. PTS (SEC)

vs. Florida	11
-------------	----

LARGEST LEAD IN 1ST HALF

vs. Winthrop	28
--------------	----

LARGEST DEFICIT IN 1ST HALF

vs. Florida	18
-------------	----

LARGEST LEAD IN 2ND HALF

vs. UNA	42
---------	----

SPECIALTY STATS

PP - Points in the paint; POT - Points off turnovers; 2nd - Second-chance points; FB - Fast break points; BP - Bench points

KENTUCKY/OPPONENT

Opponent	PP	POT	2nd	FB	BP
Presbyterian	50/26	39/9	17/6	14/4	34/18
N. Alabama	58/22	27/10	30/4	14/4	28/8
Indiana	34/44	12/13	13/20	8/14	18/4
Winthrop	52/20	36/4	27/6	19/4	18/26
La Salle	28/18	14/8	4/13	9/0	13/21
West Virginia	32/30	17/8	21/5	7/6	20/14
Merrimack	52/20	38/6	12/9	23/9	21/24
DePaul	50/62	16/22	12/1	16/11	10/16
Louisville	28/32	9/21	6/8	6/8	8/18
USC Upstate	38/26	38/13	12/8	12/0	10/22
Georgia	48/44	20/14	4/8	13/10	7/16
S. Carolina	22/54	13/8	15/12	10/6	15/15
Tennessee	28/40	14/14	8/22	19/12	9/39
Florida	16/40	16/15	8/12	6/6	2/25
Ole Miss	24/34	11/20	12/9	3/7	6/15
Auburn	24/22	13/5	13/7	4/5	14/15
Vandy	26/26	9/23	13/16	10/10	9/9
LSU	26/34	8/22	16/22	7/16	14/2
Texas A&M	24/22	10/13	11/5	4/2	13/7
S. Carolina					
Alabama					
Vandy					
Arkansas					
Missouri					
Auburn					
Total	660/616	360/248	254/193	204/134	269/314

CLUTCH FREE THROWS - INDIVIDUAL/SEASON TOTALS

(final three minutes of regulation and overtime in a six-point game)

Player	FT-FTA	Pct.
Rhyné Howard	8-9	.889
Jazmine Massengill	1-4	.250
Olivia Owens	1-2	.500
TOTAL	10-15	.667

LARGEST DEFICIT IN 2ND HALF

at Tennessee	31
--------------	----

LARGEST LEAD IN LOSS

vs. Texas A&M	12
---------------	----

LARGEST 1ST HALF DEFICIT IN WIN

vs. Presbyterian	12
------------------	----

LARGEST 2ND HALF DEFICIT IN WIN

at Auburn	4
-----------	---

LARGEST 1ST HALF DEFICIT IN SEC WIN

vs. Georgia	6
-------------	---

LARGEST 2ND HALF DEFICIT IN SEC WIN

at Auburn	4
-----------	---

LONGEST WINNING STREAK

Nov. 9 - Nov. 11	2
Nov. 21 - Dec. 9	4

LONGEST SEC WINNING STREAK

n/a	
-----	--

LONGEST LOSING STREAK

Jan. 9-Jan. 23	4
----------------	---

LARGEST ROAD CROWD

at South Carolina	12,327
-------------------	--------

Head Coach KYRA ELZY



@UKCoachLZ



- WBCA Rookie Coach of the Year in 2021 after becoming the first UK head coach to lead their team to the NCAA Tournament in their first season at the helm.
- Named espnW National Coach of the Week on January 4, 2021, after back-to-back top-12 wins to start conference action (then-No. 10 Arkansas and then-No. 12 Mississippi State). It marked the first time Kentucky has ever earned back-to-back wins against teams ranked in the top-12 of the AP poll.
- Became the eighth head coach in UK women's basketball history as UK AD Mitch Barnhart named her head coach on Dec. 14, 2020 following the retirement of Matthew Mitchell.
- Has been a huge key to the program's success the last 13 years as she has spent 10 seasons on the Kentucky staff. Started as assistant coach from 2008-2010 then associate head coach 2010-2012. Returned to UK in 2016 as the associate head coach.
- In her nine years at Kentucky, the Wildcats have been to the NCAA Tournament seven times, including two NCAA Elite Eights. UK won the SEC Regular Season Championship in 2012 - only its second in program history. UK has had a winning season in eight of those nine seasons, including six 20-win seasons and six 10+ wins in league play.
- At Kentucky, Elzy has coached three SEC Players of the Year (Victoria Dunlap, A'dia Mathies, Rhyne Howard), three SEC Freshman of the Year (A'dia Mathies, Bria Goss, Rhyne Howard), one SEC Defensive Player of the Year (Victoria Dunlap), two SEC 6th Woman of the Year (Keyla Snowden, Chasity Patterson), two SEC Scholar-Athletes of the Year (Alyssa Rice, Maci Morris) and her players have earned 40 All-SEC honors overall.
- Elzy married Dexter Lander in August 2012 and the couple have one son Jackson, who was born in 2016.

DID YOU KNOW?

- Kyra Elzy is in the Kentucky High School Basketball Hall of Fame for her storied career at Oldham County High School. During her high school days, she was a two-time All-American selection by Parade Magazine and Street & Smith and considered by some to be the best high school basketball player in Kentucky history. She led her Oldham County team to two KHSAA regional titles and a semifinal appearance in the 1993 KHSAA Sweet 16. Overall, she scored 3,000 points with 1,700 rebounds, 449 assists and 516 steals over a stellar career.
- An all-around athlete, Kyra also saw success in cross country and track and field where she was a state champion in the 400-meter dash as a junior in high school.
- Elzy holds a bachelor's degree in psychology from Tennessee in 1999 and a master's degree in cultural studies and education with an emphasis in sports psychology from UT in 2001.
- As a student-athlete at UT from 1996-2001, Elzy's game excelled under Hall of Famer Pat Summitt. A four-year letterwinner, Elzy was a member of two national championship teams (1997, 1998), a national runner-up squad (2000), four SEC regular-season championships (1998, 1999, 2000, 2001) and three SEC Tournament titles (1998, 1999, 2000).
- During her time in Knoxville, she played in 126 games and earned the Holly Warlick Defensive Player of the Year award in 1997 and the Unsung Hero Award in 1998. Elzy became just the fifth freshman in Tennessee history to start her first game as a Lady Vol when she started at guard in the 1996-97 season opener against Austin Peay. She also earned another distinction during her playing career, becoming the first UT player to earn her master's degree while still playing.

KYRA ELZY YEAR-BY-YEAR AS HEAD COACH

Year	School	Position	Record	SEC	Postseason
2021-22	Kentucky	Head Coach	9-10	2-7	n/a
2020-21	Kentucky	Head Coach	18-9	9-6	SEC Tournament QF/NCAA Second Round
Total	at UK	Head Coach	27-19 (.587)		
	vs. SEC	Head Coach	11-13 (.458)		
	Overall	Head Coach	27-19 (.587)		

KYRA ELZY YEAR-BY-YEAR AS ASSISTANT COACH

Year	School	Position	Record	SEC/Conf.	Postseason
2019-20	Kentucky	Associate Head Coach	22-8	10-6	SEC Tournament SF/NCAA canceled
2018-19	Kentucky	Associate Head Coach	25-8	11-5	SEC Tournament QF/NCAA 2nd Rd.
2017-18	Kentucky	Associate Head Coach	15-17	6-10	SEC Tournament QF
2016-17	Kentucky	Associate Head Coach	22-11	11-5	SEC Tournament SF/NCAA 2nd Rd.
2015-16	Tennessee	Associate Head Coach	22-14	8-8	NCAA Elite Eight
2014-15	Tennessee	Assistant Coach	30-6	15-1	SEC Reg. Season Champ./NCAA Elite Eight
2013-14	Tennessee	Assistant Coach	29-6	13-3	SEC Tournament Champ./NCAA Sweet 16
2012-13	Tennessee	Assistant Coach	27-8	14-3	SEC Reg. Season Champ./NCAA Elite Eight
2011-12	Kentucky	Associate Head Coach	28-7	13-3	SEC Reg. Season Champ./NCAA Elite Eight
2010-11	Kentucky	Associate Head Coach	25-9	11-5	SEC Tournament Finals/NCAA 2nd Rd.
2009-10	Kentucky	Assistant Coach	28-8	11-5	SEC Tournament Finals/NCAA Elite Eight
2008-09	Kentucky	Assistant Coach	16-16	5-9	WNIT Second Round
2007-08	Kansas	Assistant Coach	17-16	4-12	WNIT Third Round
2006-07	Kansas	Assistant Coach	11-20	4-12	Big 12 Tournament 2nd Rd.
2005-06	Kansas	Assistant Coach	17-13	5-11	WNIT First Round
2004-05	Kansas	Assistant Coach	12-16	5-11	Big 12 Tournament 1st Rd.
2003-04	WKU	Assistant Coach	20-14	12-2	Sun Belt Tourn. Runner-up/WNIT Third Rd.
2002-03	WKU	Assistant Coach	22-9	12-2	Sun Belt Tourn. Champ./NCAA 1st Rd.
Total	at UK	Assistant Coach	181-94 (.658)		
	Overall	Assistant Coach	388-206 (.653)		





ROBYN BENTON

#1 • GUARD • SR • 5-9

CONYERS, GA./GREATER ATLANTA CHRISTIAN/AUBURN

2021-22 (SENIOR)

Tied for the most steals in game vs. Presbyterian with 4 ... Has scored 10 or more points in every game this season and hit a 3 in every game this season ... Tied for most steals in game vs. Winthrop and notched fourth straight game with over 10 points ... Scored second-highest point total in her career in game vs. DePaul with 22 points ... Led Kentucky in points with 11 at South Carolina ... Has not played since injuring her ankle against Tennessee.



EXTRA STATS ...

	21-22	Career
10+ Points	9	36
15+ Points	2	8
20+ Points	1	2
25+ Points	0	0
30+ Points	0	0
35+ Points	0	0
40+ Points	0	0
Made 3+ 3FG	1	9
10+ Rebs	0	0
Double-dbls	0	0
3+ Assists	3	14
2+ Steals	6	36
Led UK in Pts	2	2
Led UK in Rebs	0	0
Led UK in Asts	0	2
Led UK in Stls	4	8
Led UK in Blks	3	3

CAREER HIGHS

POINTS:	23 AT MISSOURI, 02/27/20
FGM:	11 vs. DEPAUL, 12/09/21
FGA:	17 AT SOUTH CAROLINA, 02/13/20
FTM:	8 AT ALABAMA, 02/9/20
FTA:	8 vs. TENNESSEE, 03/1/20
3FGM:	5 AT ELON, 12/22/18
3FGA:	8 (2X) LAST vs. OLE MISS, 01/23/20
O-REBOUNDS:	4 (5X) LAST vs. SOUTH CAROLINA, 02/13/20
D-REBOUNDS:	5 AT DEPAUL, 12/16/20
TOTAL REBOUNDS:	7 (2X) LAST vs. LA SALLE, 11/27/21
ASSISTS:	4 (2X) LAST vs. GEORGIA, 1/6/22
BLOCKS:	2 (3X) LAST vs. DEPAUL, 12/09/21
STEALS:	6 (2X) LAST vs. VANDERBILT, 2/2/20
MINUTES:	38 vs. MISSISSIPPI STATE, 2/20/20

SEASON HIGHS

POINTS:	22 vs. DEPAUL, 12/09/21
FGM:	11 vs. DEPAUL, 12/09/21
FGA:	15 (2X) LAST vs. DEPAUL, 12/09/21
FTM:	3 vs. NORTH ALABAMA, 11/11/21
FTA:	4(2X) LAST vs. INDIANA, 11/14/21
3FGM:	3 vs. LA SALLE, 11/27/21
3FGA:	5 vs. WINTHROP, 11/21/21
O-REBOUNDS:	5 vs. DEPAUL, 12/09/21
D-REBOUNDS:	4 (2X) LAST vs. LA SALLE, 11/27/21
TOTAL REBOUNDS:	7 (2X) LAST vs. DEPAUL, 12/09/21
ASSISTS:	4 vs. GEORGIA, 1/6/22
BLOCKS:	2 vs. DEPAUL, 12/09/21
STEALS:	5 vs. WINTHROP, 11/21/21
MINUTES:	35 vs. NORTH ALABAMA, 11/11/21

SEASON	TEAM	GP-GS	MIN/AVG	Field Goals		3-Point		F-Throws		Rebounds				Scoring						
				FG-FGA	FG%	3FG-3FGA	3FG%	FT-FTA	FT%	OFF	DEF	TOT	AVG	PF-FO	A	TO	BLK	STL	PTS	AVG
2018-19	AUB	32-0	454/14.2	64-167	.383	35-94	.372	24-34	.706	16	26	42	1.3	41-0	18	15	3	34	187	5.8
2019-20	AUB	20-14	532/26.6	66-200	.330	27-85	.318	43-51	.843	35	22	57	2.9	44-0	28	34	10	56	202	10.1
2020-21	UK	26-0	468/18.0	60-158	.380	23-76	.303	29-37	.784	22	42	64	2.5	39-0	27	32	6	23	172	6.6
2021-22	UK	13-9	341/26.3	55-115	.478	11-31	.355	14-20	.700	15	22	37	2.8	21-1	20	19	7	22	135	10.4
TOTAL FOR UK		39-9	809/20.7	115-273	.421	34-107	.318	43-57	.754	37	64	101	2.6	60-1	47	51	13	45	307	7.9
TOTAL		91-23	1795/19.7	245-640	.383	96-286	.336	110-142	.775	88	112	200	2.2	145-1	93	100	26	135	696	7.6



DRE'UNA EDWARDS

#44 • FORWARD • RS-JR • 6-2

COMPTON, CALIF./LIBERTY HS/UTAH

2021-22 (REDSHIRT JUNIOR)

Led Kentucky in points with 20 in game vs. Presbyterian and in game vs. North Alabama with 27 ... Tied career high for points in a single game with 27 vs. North Alabama ... Scored 20+ points in four of five games this season with 19.2 point average per game ... Earned first double-double of the season in game against La Salle ... Earned second double-double in a row with 19 points and 10 rebounds in West Virginia game ... Earned third double-double in a row with 17 points and 11 rebounds in game against Merrimack ... Played for fourth double-double in a row in game against Louisville with 14 points and a season-high 14 rebounds ... Got fifth double-double in a row with 11 points and 12 rebounds in win over USC Upstate ... Serving a suspension for disciplinary matters ... Returned to the court against LSU with 10 points and eight rebounds ... Earned double-double against Texas A&M with 10 points and 10 rebounds.

mullah2dree

lhoopDrea44

EXTRA STATS ...

	21-22	Career
10+ Points	12	43
15+ Points	7	21
20+ Points	4	8
25+ Points	1	2
Made 3+ 3FG	1	1
10+ Rebs	6	18
Double-dbls	6	17
3+ Assists	5	12
2+ Steals	2	19
Led UK in Pts	4	7
Led UK in Rebs	6	13
Led UK in Asts	3	5
Led UK in Stls	1	3
Led UK in Blks	4	13

CAREER HIGHS

POINTS:	27(2x) LAST VS. NORTH ALABAMA, 11/11/21
FGM:	12 VS. NORTH ALABAMA, 11/11/21
FGA:	19 VS. BELMONT, 11/29/20
FTM:	9 VS. UCLA, 02/10/19
FTA:	9 VS. UCLA, 02/10/19
3FGM:	3 VS. WEST VIRGINIA, 12/01/21
3FGA:	4(4x) LAST AT SOUTH CAROLINA, 1/9/22
O-REBOUNDS:	8 VS. BYU, 12/08/18
D-REBOUNDS:	11 VS. ARIZONA, 01/06/19
TOTAL REBOUNDS:	15(2x) LAST VS. BELMONT, 11/29/20
ASSISTS:	5(3x) LAST VS. GEORGIA, 1/6/22
BLOCKS:	6 VS. WEST VIRGINIA, 12/01/21
STEALS:	5 VS. TEXAS A&M, 2/6/22
MINUTES:	37 VS. GEORGIA, 1/6/22

SEASON HIGHS

POINTS:	27 VS. NORTH ALABAMA, 11/11/21
FGM:	12 VS. NORTH ALABAMA, 11/11/21
FGA:	18 VS. NORTH ALABAMA, 11/11/21
FTM:	4 VS. LA SALLE, 11/27/21
FTA:	4 (3x) LAST VS. MERRIMACK, 12/5/21
3FGM:	3 VS. WEST VIRGINIA, 12/01/21
3FGA:	4 (3x) LAST AT SOUTH CAROLINA, 1/9/22
O-REBOUNDS:	6 VS. USC UPSTATE, 12/19/21
D-REBOUNDS:	9 (2x) LAST VS. TEXAS A&M, 2/6/22
TOTAL REBOUNDS:	14 VS. LOUISVILLE, 12/12/21
ASSISTS:	5 VS. GEORGIA, 1/6/22
BLOCKS:	6 VS. WEST VIRGINIA, 12/01/21
STEALS:	5 VS. TEXAS A&M, 2/6/22
MINUTES:	37 VS. GEORGIA, 1/6/22

SEASON	TEAM	GP-GS	MIN/AVG	Field Goals		3-Point		F-Throws		Rebounds				Scoring						
				FG-FGA	FG%	3FG-3FGA	3FG%	FT-FTA	FT%	OFF	DEF	TOT	AVG	PF-FO	A	TO	BLK	STL	PTS	AVG
2018-19	Utah	26-26	595/22.9	128-237	.540	0-1	.000	45-59	.763	66	109	175	6.7	63-0	36	58	29	40	301	11.6
2020-21	UK	27-11	531/19.7	108-233	.464	12-29	.414	35-55	.636	52	112	164	6.1	69-1	32	45	21	24	263	9.7
2021-22	UK	14-12	424/30.3	89-177	.503	12-33	.364	21-31	.677	37	73	110	7.9	38-1	25	42	17	12	211	15.1
TOTAL FOR UK		41-23	956/23.3	197-410	.480	24-62	.387	56-86	.651	89	185	274	6.7	107-2	57	87	38	36	474	11.6
TOTAL		67-49	1551/23.1	325-647	.502	24-63	.381	101-145	.697	155	294	449	6.7	170-2	93	145	67	76	775	11.6



BLAIR GREEN

#5 • GUARD • SR • 6-0

HARLAN COUNTY, KY./HARLAN COUNTY HS

2021-22 (SENIOR)

Sustained a ruptured Achilles in Kentucky's closed scrimmage vs. EKU this preseason and will miss the 2021-22 season.

 blair.green5

 greenblair32

EXTRA STATS ...

	21-22	Career
10+ Points	0	17
15+ Points	0	3
20+ Points	0	1
Made 3+ 3FG	0	4
10+ Rebs	0	-
Double-dbls	0	-
3+ Assists	0	7
2+ Steals	0	10
Led UK in Pts	0	3
Led UK in Rebs	0	1
Led UK in Asts	0	4
Led UK in Stls	0	4
Led UK in Blks	0	10

CAREER HIGHS

POINTS:	22 vs. VANDERBILT, 01/17/21
FGM:	8 vs. MARSHALL, 12/09/20
FGA:	13(2x) LAST vs. MARSHALL, 12/09/20
FTM:	5 vs. MOREHEAD, 11/21/19
FTA:	8 vs. MOREHEAD, 11/21/19
3FGM:	4 vs. VANDERBILT, 01/17/21
3FGA:	5(6x) LAST vs. VANDERBILT, 01/17/21
O-REBOUNDS:	3(3x) LAST vs. MURRAY STATE, 11/25/20
D-REBOUNDS:	5 AT MISSOURI, 01/30/20
TOTAL REBOUNDS:	7 AT MISSOURI, 01/30/20
ASSISTS:	5 AT ALABAMA, 01/9/20
BLOCKS:	3 vs. ARKANSAS, 12/31/20
STEALS:	3 (2x) LAST AT MISSOURI, 01/30/20
MINUTES:	39 vs. VANDERBILT, 01/17/21

SEASON HIGHS

POINTS:	N/A
FGM:	N/A
FGA:	N/A
FTM:	N/A
FTA:	N/A
3FGM:	N/A
3FGA:	N/A
O-REBOUNDS:	N/A
D-REBOUNDS:	N/A
TOTAL REBOUNDS:	N/A
ASSISTS:	N/A
BLOCKS:	N/A
STEALS:	N/A
MINUTES:	N/A

SEASON	TEAM	GP-GS	MIN/AVG	Field Goals		3-Point		F-Throws		Rebounds				Scoring						
				FG-FGA	FG%	3FG-3FGA	3FG%	FT-FTA	FT%	OFF	DEF	TOT	AVG	PF-FO	A	TO	BLK	STL	PTS	AVG
2018-19	UK	33-0	581/17.6	72-169	.426	16-44	.364	15-17	.882	14	52	66	2.0	48-1	13	41	8	20	175	5.3
2019-20	UK	30-7	577/19.2	66-176	.375	22-70	.314	19-29	.655	24	41	65	2.2	44-0	30	23	6	17	173	5.8
2020-21	UK	27-18	553/20.5	63-143	.441	21-63	.333	15-18	.833	9	34	43	1.6	23-0	27	24	7	9	162	6.0
TOTAL		90-25	1711/19.0	201-488	.412	59-177	.333	49-64	.766	47	127	174	1.9	115-1	70	88	21	46	510	5.7



RHYNE HOWARD

#10 • GUARD • SR • 6-2

CLEVELAND, TENN./BRADLEY CENTRAL HS

- 2021-22 AP Preseason First-Team All-American
- 2021-22 SEC Preseason Player of the Year (league coaches and league media)
- 2021-22 All-SEC Preseason First Team (league coaches and league media)
- 2021-22 Preseason All-American (Lindy's, The Athletic)
- Cheryl Miller, Wooden Award, Wade Trophy, Naismith Trophy Preseason Watch Lists
- Naismith Women's Defensive Player of the Year Watch List



2021-22 (SENIOR)

Poised for a great final season for the Wildcats as coaches say she is in the best shape of her life and motivated more than previous seasons ... Tied for most assists and steals for Kentucky with seven assists and four steals in game vs. Presbyterian ... Earned 18th career double-double in game vs. North Alabama ... Surpassed Maci Morris for the 6th-most points scored all time for Kentucky women's basketball with 1,713 after game against Indiana ... Recorded first career triple-double in game against Winthrop with 20 points, 10 rebounds and 10 assists ... Surpassed Maci Morris, Makayla Epps and Leslie Nichols for the 4th-most points scored all time for Kentucky women's basketball with 1,799 after game against Merrimack ... Tied season-high single-game steals amount with six against USC Upstate ... Earned season-high in points with 30 in win over Georgia ... Surpassed Victoria Dunlap for the third-most points scored all time for Kentucky women's basketball with 1,872 after win against Georgia ... Led team in points and steals with 24 points and four steals in game against Tennessee ... Had her fourth double-double of the year vs. Ole Miss with 24 points and 10 rebounds ... After a 29-point, 9 rebound performance at Auburn, she has scored at least 24 points against every team in the SEC throughout her career ... Recorded a double-double with 25 points against Vanderbilt ... Against VU, she earned her 2,000th career point becoming the third player in program history with 2,000 points or more (A'dia Mathies, Valerie Still) ... Joins an exclusive club of Wildcats with Dan Issel and Valerie Still as the only players that have scored 2,000 career points in 100 games or less ... Passed A'dia Mathies in career points, making her the second-highest scorer all-time for Kentucky women's basketball with 2,023 points.

EXTRA STATS ...		
	21-22	Career
10+ Points	17	91
15+ Points	16	75
20+ Points	12	56
25+ Points	4	30
30+ Points	1	8
35+ Points	0	2
40+ Points	0	1
Made 3+ 3FG	5	42
10+ Rebs	7	25
Double-dbls	7	24
3+ Assists	8	45
2+ Steals	11	62
Led UK in Pts	13	67
Led UK in Rebs	9	55
Led UK in Asts	6	36
Led UK in Stls	11	42
Led UK in Blks	9	42

CAREER HIGHS	
POINTS:	43 AT ALABAMA, 01/9/20
FGM:	14 AT ALABAMA, 01/9/20
FGA:	27 VS. TENNESSEE, 01/5/20
FTM:	12 VS. SOUTH CAROLINA, 02/23/20
FTA:	14(2X) LAST AT OLE MISS, 02/04/21
3FGM:	7(3X) LAST AT ALABAMA, 01/9/20
3FGA:	14 AT LSU, 01/19/20
O-REBOUNDS:	8(2X) LAST VS. OLE MISS, 02/28/21
D-REBOUNDS:	10 VS. OLE MISS, 1/23/22
TOTAL REBOUNDS:	16 VS. OLE MISS, 02/28/21
ASSISTS:	10 VS. WINTHROP, 11/21/21
BLOCKS:	3 (7X) LAST VS. OLE MISS, 1/23/22
STEALS:	7(2X) LAST VS. TENNESSEE, 02/11/21
MINUTES:	43 VS. TEXAS A&M, 2/6/22

SEASON HIGHS	
POINTS:	30 VS. GEORGIA, 1/6/22
FGM:	12 VS. GEORGIA, 1/6/22
FGA:	23 VS. OLE MISS, 1/23/22
FTM:	8 VS. WEST VIRGINIA, 12/1/21
FTA:	10 VS. WEST VIRGINIA, 12/1/21
3FGM:	5 (2X) LAST VS. AUBURN, 1/25/22
3FGA:	12 VS. AUBURN, 1/25/22
O-REBOUNDS:	4 VS. NORTH ALABAMA, 11/11/21
D-REBOUNDS:	10 VS. OLE MISS, 1/23/22
TOTAL REBOUNDS:	12 AT LSU, 1/30/22
ASSISTS:	10 VS. WINTHROP, 11/21/21
BLOCKS:	3 (3X) LAST VS. OLE MISS, 1/23/22
STEALS:	6 (2X) LAST VS. USC UPSTATE, 12/19/21
MINUTES:	43 VS. TEXAS A&M, 2/6/22

SEASON	TEAM	GP-GS	MIN/AVG	Field Goals			3-Point		F-Throws		Rebounds				Scoring					
				FG-FGA	FG%	3FG-3FGA	3FG%	FT-FTA	FT%	OFF	DEF	TOT	AVG	PF-FO	A	TO	BLK	STL	PTS	AVG
2018-19	UK	32-32	990/30.9	190-426	.446	74-191	.387	71-105	.676	81	131	212	6.6	86-2	75	78	22	68	525	16.4
2019-20	UK	27-27	844/31.2	212-490	.433	84-220	.382	125-158	.791	63	112	175	6.5	68-0	66	60	29	62	633	23.4
2020-21	UK	24-24	835/34.8	173-390	.444	56-150	.373	95-122	.779	59	115	174	7.3	63-0	91	51	19	61	497	20.7
2021-22	UK	19-19	681/35.9	136-310	.439	35-109	.321	80-102	.784	36	108	144	7.6	47-0	63	42	24	52	387	20.4
TOTAL		102-102	3350/32.8	711-1616	.440	249-670	.372	371-487	.762	239	466	705	6.9	264-2	295	231	94	243	2042	20.0




TREASURE HUNT

#12 • GUARD • SOPH. • 6-2

CHATTANOOGA, TENN./HAMILTON HEIGHTS CHRISTIAN ACADEMY

2021-22 (SOPHOMORE)

Has spent time this offseason working with the posts as she could play more of a stretch-4 and provide UK with matchup problems with her ability to play inside and out ... Scored a career-high 18 points in game vs. Presbyterian along with a career-high in rebounds with nine ... Tied highest single-game scoring total in career history and made most free throws in a single game in her career in game vs. DePaul ... Led UK in points in game against Louisville with 14 ... Did not play vs. Vanderbilt due to an injury ... Returned to court against LSU.



EXTRA STATS ...

	21-22	Career
10+ Points	5	7
15+ Points	2	2
20+ Points	0	0
25+ Points	0	0
30+ Points	0	0
35+ Points	0	0
40+ Points	0	0
Made 3+ 3FG	0	0
10+ Rebs	0	0
Double-dbls	0	0
3+ Assists	3	4
2+ Steals	2	3
Led UK in Pts	1	1
Led UK in Rebs	2	2
Led UK in Asts	0	1
Led UK in Stls	3	4
Led UK in Blks	2	3

CAREER HIGHS

POINTS:	18 (2x) LAST vs. DEPAUL, 12/09/21
FGM:	7 vs. PRESBYTERIAN, 11/09/21
FGA:	14 vs. DEPAUL, 12/09/21
FTM:	8 vs. DEPAUL, 12/09/21
FTA:	10 vs. DEPAUL, 12/09/21
3FGM:	2(4x) LAST AT SOUTH CAROLINA, 1/9/22
3FGA:	7 vs. VANDERBILT, 01/17/21
O-REBOUNDS:	7 vs. NORTH ALABAMA, 11/11/21
D-REBOUNDS:	7 vs. FLORIDA, 03/04/21
TOTAL REBOUNDS:	10 vs. NORTH ALABAMA, 11/11/21
ASSISTS:	5 vs. PRESBYTERIAN, 11/09/21
BLOCKS:	2 (3x) LAST vs. DEPAUL, 12/09/21
STEALS:	3 vs. FLORIDA, 1/20/22
MINUTES:	35 vs. VANDERBILT, 01/17/21

SEASON HIGHS

POINTS:	18 (2x) LAST vs. DEPAUL, 12/09/21
FGM:	7 vs. PC, 11/09/21
FGA:	14 vs. DEPAUL, 12/09/21
FTM:	8 vs. DEPAUL, 12/09/21
FTA:	10 vs. DEPAUL, 12/09/21
3FGM:	2 AT SOUTH CAROLINA, 1/9/22
3FGA:	5 AT SOUTH CAROLINA, 1/9/22
O-REBOUNDS:	7 vs. NORTH ALABAMA, 11/11/21
D-REBOUNDS:	6 (2x) LAST vs. WINTHROP, 11/21/21
TOTAL REBOUNDS:	10 vs. NORTH ALABAMA, 11/11/21
ASSISTS:	5 vs. PC, 11/09/21
BLOCKS:	2 (2x) LAST vs. DEPAUL, 12/09/21
STEALS:	3 vs. FLORIDA, 1/20/22
MINUTES:	33 vs. DEPAUL, 12/09/21

SEASON	TEAM	GP-GS	MIN/AVG	Field Goals		3-Point		F-Throws		Rebounds				Scoring						
				FG-FGA	FG%	3FG-3FGA	3FG%	FT-FTA	FT%	OFF	DEF	TOT	AVG	PF-FO	A	TO	BLK	STL	PTS	AVG
2020-21	UK	15-1	195/13.0	21-62	.339	10-32	.313	4-6	.667	10	22	32	2.1	16-0	10	13	5	4	56	3.7
2021-22	UK	18-17	454/25.2	51-140	.364	6-36	.167	30-56	.536	40	58	98	5.4	27-0	28	32	11	13	138	7.7
TOTAL		33-18	649/19.7	72-202	.356	16-68	.235	34-62	.548	50	80	130	3.9	43-0	38	45	16	17	194	5.9



EMMA KING


#34 • GUARD • JR • 5-10

STANFORD, KY./LINCOLN COUNTY HS

2021-22 (JUNIOR)

Could be looked at more this year with the injury to Blair Green to provide instant offense from long range .. Earned her first two career blocks in game against North Alabama ... Led UK in blocks with two in game against USC Upstate ... Earned or tied career bests in free throws made and attempted, defensive rebounds, total rebounds, assists, blocks and minutes played in game against USC Upstate ... Earned career best in points (10), rebounds and minutes against Auburn ... Played 27 minutes against Vanderbilt with nine points and hit a 3 ... Played a career-high 33 minutes against LSU.

 Emma_King34

 Emma_King34

EXTRA STATS ...

	21-22	Career
10+ Points	1	1
15+ Points	0	0
20+ Points	0	0
25+ Points	0	0
30+ Points	0	0
35+ Points	0	0
40+ Points	0	0
Made 3+ 3FG	0	0
10+ Rebs	0	0
Double-dbls	0	0
3+ Assists	2	3
2+ Steals	0	0
Led UK in Pts	0	0
Led UK in Rebs	0	0
Led UK in Asts	0	1
Led UK in Stls	1	1
Led UK in Blks	2	2

CAREER HIGHS

POINTS:	10 vs. AUBURN, 1/25/22
FGM:	5 vs. AUBURN, 1/25/22
FGA:	13 vs. AUBURN, 1/25/22
FTM:	2 vs. IDAHO STATE, 03/21/21
FTA:	2(5x) LAST vs. USC UPSTATE, 12/19/21
3FGM:	2 vs. MOUNT ST. MARY'S, 11/05/19
3FGA:	8 AT VANDERBILT, 1/27/22
O-REBOUNDS:	2 AT VANDERBILT, 1/27/22
D-REBOUNDS:	3 (2x) LAST vs. AUBURN, 1/25/22
TOTAL REBOUNDS:	4 vs. AUBURN, 1/25/22
ASSISTS:	3 (4x) LAST vs. AUBURN, 1/25/22
BLOCKS:	2 (2x) LAST vs. USC UPSTATE, 12/19/21
STEALS:	1(8x) LAST vs. OLE MISS, 1/23/22
MINUTES:	33 AT LSU, 1/30/22

SEASON HIGHS

POINTS:	10 vs. AUBURN, 1/25/22
FGM:	5 vs. AUBURN, 1/25/22
FGA:	13 vs. AUBURN, 1/25/22
FTM:	1 (3x) LAST vs. OLE MISS, 1/23/22
FTA:	2 (2x) LAST vs. USC UPSTATE, 12/19/21
3FGM:	1 vs. NORTH ALABAMA, 11/11/21
3FGA:	8 AT VANDERBILT, 1/27/22
O-REBOUNDS:	2 AT VANDERBILT, 1/27/22
D-REBOUNDS:	3 vs. AUBURN, 1/25/22
TOTAL REBOUNDS:	4 vs. AUBURN, 1/25/22
ASSISTS:	3 (3x) LAST vs. AUBURN, 1/25/22
BLOCKS:	2 (2x) LAST vs. USC UPSTATE, 12/19/21
STEALS:	1 (4x) LAST vs. OLE MISS, 1/23/22
MINUTES:	33 AT LSU, 1/30/22

SEASON	TEAM	GP-GS	MIN/AVG	Field Goals			3-Point		F-Throws		Rebounds				Scoring					
				FG-FGA	FG%	3FG-3FGA	3FG%	FT-FTA	FT%	OFF	DEF	TOT	AVG	PF-FO	A	TO	BLK	STL	PTS	AVG
2019-20	UK	15-0	105/7.0	7-31	.226	4-19	.211	3-5	.600	0	3	3	0.2	11-0	6	4	0	2	21	1.4
2020-21	UK	5-2	44/8.8	0-12	.000	0-4	.000	2-2	1.000	0	5	5	1.0	5-0	5	4	0	2	2	0.4
2021-22	UK	16-2	274/17.1	22-66	.333	3-28	.107	3-5	.600	4	19	23	1.4	20-0	20	22	8	6	50	3.1
TOTAL		36-4	423/11.8	29-109	.266	7-51	.137	8-12	.667	4	27	31	0.9	36-0	31	30	8	10	73	2.0



NYAH LEVERETTER

#21 • FORWARD • SOPH • 6-3

BLYTHEWOOD, S.C./WESTWOOD HS

2021-22 (SOPHOMORE)

Has added much-needed strength and should be a big factor for Kentucky off the bench in the post this season ... Was announced on Nov. 9 that she will miss an unspecified amount of time with a non-COVID related illness ... Returned for the Cats in game against West Virginia, notching 4 rebounds ... Played a 30 minutes against Florida ... Played a career-high 37 minutes against Vanderbilt and earned her first career start ... Scored a career-high tying seven points against VU, going 3-of-3 from the field and added five rebounds and a career-best six blocks.



EXTRA STATS ...

	21-22	Career
10+ Points	0	0
15+ Points	0	0
20+ Points	0	0
25+ Points	0	0
30+ Points	0	0
35+ Points	0	0
40+ Points	0	0
Made 3+ 3FG	0	0
10+ Rebs	0	0
Double-dbls	0	0
3+ Assists	0	0
2+ Steals	0	0
Led UK in Pts	0	0
Led UK in Rebs	0	2
Led UK in Asts	0	0
Led UK in Stls	0	0
Led UK in Blks	1	2

CAREER HIGHS

POINTS:	7, (2x), LAST AT VANDERBILT, 1/27/22
FGM:	3 AT VANDERBILT, 1/27/22
FGA:	8 vs. WOFFORD, 12/19/20
FTM:	3 vs. WOFFORD, 12/19/20
FTA:	5 vs. WOFFORD, 12/19/20
3FGM:	N/A
3FGA:	N/A
O-REBOUNDS:	7 vs. WOFFORD, 12/19/20
D-REBOUNDS:	4 (2x) LAST AT VANDERBILT, 1/27/22
TOTAL REBOUNDS:	9 vs. WOFFORD, 12/19/20
ASSISTS:	1 (6x) LAST vs. TEXAS A&M, 2/6/22
BLOCKS:	6 AT VANDERBILT, 1/27/22
STEALS:	1 (3x) LAST AT VANDERBILT, 1/27/22
MINUTES:	37 AT VANDERBILT, 1/27/22

SEASON HIGHS

POINTS:	7 AT VANDERBILT, 1/27/22
FGM:	3 AT VANDERBILT, 1/27/22
FGA:	3, (3x), LAST AT LSU, 1/30/22
FTM:	2 (3x) LAST vs. AUBURN, 1/25/22
FTA:	4 vs. USC UPSTATE, 12/19/21
3FGM:	N/A
3FGA:	N/A
O-REBOUNDS:	2 vs. USC UPSTATE, 12/19/21
D-REBOUNDS:	4 AT VANDERBILT, 1/27/22
TOTAL REBOUNDS:	5 AT VANDERBILT, 1/27/22
ASSISTS:	1 (6x) LAST vs. TEXAS A&M, 2/6/22
BLOCKS:	6 AT VANDERBILT, 1/27/22
STEALS:	1 (3x) LAST AT VANDERBILT, 1/27/22
MINUTES:	37 AT VANDERBILT, 1/27/22

SEASON	TEAM	GP-GS	MIN/AVG	Field Goals			3-Point		F-Throws		Rebounds				Scoring					
				FG-FGA	FG%	3FG-3FGA	3FG%	FT-FTA	FT%	OFF	DEF	TOT	AVG	PF	FO	A	TO	BLK	STL	PTS
2020-21	UK	14-0	94/6.7	5-14	.357	0-0	.000	4-9	.444	14	12	26	1.9	14-0	1	5	3	0	14	1.0
2021-22	UK	13-1	229/17.6	8-13	.615	0-0	.000	9-14	.643	12	21	33	2.5	23-0	5	11	13	3	25	1.9
TOTAL		27-1	323/12.0	13-27	.481	0-0	.000	13-23	.565	26	33	59	2.2	37-0	6	16	16	3	39	1.4



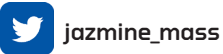

JAZMINE MASSENGILL

#3 • GUARD • SR • 6-0

CHATTANOOGA, TENN./HAMILTON HEIGHTS/TENNESSEE

2021-22 (SENIOR)

Poised for a great season as the starting point guard and has taken the step she needed to take to be a team leader ... Tied for most assists (seven) and steals (four) in game vs. Presbyterian. Scored in the double digits for the first time of her senior season and fifth time in her career with 13 points against Merrimack ... Scored over 10 points in three of the last four games including 13 at Tennessee ... Continued her scoring streak with 10 points against Florida, adding three rebounds, two assists and a steal ... Had six assists and seven rebounds vs. Vanderbilt.



EXTRA STATS ...

	21-22	Career
10+ Points	7	12
15+ Points	0	0
20+ Points	0	0
25+ Points	0	0
30+ Points	0	0
35+ Points	0	0
40+ Points	0	0
Made 3+ 3FG	1	2
10+ Rebs	0	0
Double-dbls	0	0
3+ Assists	11	25
2+ Steals	8	21
Led UK in Pts	0	0
Led UK in Rebs	0	0
Led UK in Asts	10	16
Led UK in Stls	3	3
Led UK in Blks	0	3

CAREER HIGHS

POINTS:	16 vs. COLORADO STATE, 12/11/19
FGM:	7 vs. COLORADO STATE, 12/11/19
FGA:	13 vs. TEXAS, 12/08/19
FTM:	6 vs. LSU, 01/27/19
FTA:	8 vs. STETSON, 11/19/19
3FGM:	3 (2x) LAST vs. MERRIMACK, 12/05/21
3FGA:	6 at UCONN, 01/23/20
O-REBOUNDS:	4 vs. PRESBYTERIAN, 11/11/18
D-REBOUNDS:	12 at NOTRE DAME, 11/11/19
TOTAL REBOUNDS:	13 at NOTRE DAME, 11/11/19
ASSISTS:	12 vs. MISSOURI, 01/02/20
BLOCKS:	5 vs. ETSU, 12/21/18
STEALS:	4 (3x) LAST vs. USC UPSTATE, 12/19/21
MINUTES:	39 vs. TEXAS A&M, 2/6/22

SEASON HIGHS

POINTS:	13 (2x) LAST AT TENNESSEE, 1/16/22
FGM:	6 AT TENNESSEE, 1/16/22
FGA:	11 AT TENNESSEE, 1/16/22
FTM:	3 (2x) vs. TEXAS A&M, 2/6/22
FTA:	5 vs. TEXAS A&M, 2/6/22
3FGM:	3 vs. MERRIMACK, 12/05/21
3FGA:	4 vs. MERRIMACK, 12/05/21
O-REBOUNDS:	4 vs. NORTH ALABAMA, 11/11/21
D-REBOUNDS:	6 (2x) AT LSU, 1/30/22
TOTAL REBOUNDS:	7 (3x) LAST AT VANDERBILT, 1/27/22
ASSISTS:	9 vs. WEST VIRGINIA, 12/01/21
BLOCKS:	2 (2x) LAST vs. MERRIMACK, 12/05/21
STEALS:	4 (2x) LAST vs. USC UPSTATE, 12/19/21
MINUTES:	39 vs. TEXAS A&M, 2/6/22

SEASON	TEAM	GP-GS	MIN/AVG	Field Goals			3-Point		F-Throws		Rebounds				Scoring					
				FG-FGA	FG%	3FG-3FGA	3FG%	FT-FTA	FT%	OFF	DEF	TOT	AVG	PF-FO	A	TO	BLK	STL	PTS	AVG
2018-19	UT	32-1	570/17.8	44-132	.333	4-26	.154	16-30	.533	44	65	109	3.4	26-0	42	30	14	27	108	3.4
2019-20	UT	31-30	877/28.3	77-193	.399	15-53	.283	34-45	.756	26	119	145	4.7	32-0	128	49	23	27	203	6.5
2020-21	UK	19-8	458/24.1	38-101	.376	13-35	.371	8-13	.615	12	38	50	2.6	29-0	62	27	10	17	97	5.1
2021-22	UK	18-18	604/33.6	53-119	.445	13-32	.406	14-26	.538	14	50	64	3.6	26-0	72	33	10	23	133	7.4
TOTAL FOR UK		37-26	1062/28.7	91-220	.414	26-67	.388	22-39	.564	26	88	114	3.1	55-0	134	60	20	40	230	6.2
TOTAL		100-57	2508/25.1	212-545	.389	45-146	.308	72-114	.632	96	272	368	3.7	113-0	304	139	57	94	541	5.4



OLIVIA OWENS

#00 • CENTER • RS-JR • 6-4

ALBANY, N.Y./NISKAYUNA HS/MARYLAND

2021-22 (REDSHIRT JUNIOR)

Will be a big factor for Kentucky in the post this season and has taken big steps both offensively and defensively in the post ... Got single-game career high in assists with two in game against North Alabama ... Earned single-game season high defensive rebounds and total rebounds amount at five and eight in game against USC Upstate.



EXTRA STATS ...

	21-22	Career
10+ Points	0	2
15+ Points	0	0
20+ Points	0	0
25+ Points	0	0
30+ Points	0	0
35+ Points	0	0
40+ Points	0	0
Made 3+ 3FG	0	0
10+ Rebs	0	0
Double-dbls	0	0
3+ Assists	0	0
2+ Steals	0	0
Led UK in Pts	0	0
Led UK in Rebs	1	4
Led UK in Asts	0	0
Led UK in Stls	0	0
Led UK in Blks	3	5

CAREER HIGHS

POINTS:	10(2x) LAST VS. WOFFORD, 12/19/20
FGM:	4(3x) LAST VS. ARKANSAS, 12/31/20
FGA:	7(4x) LAST AT SOUTH CAROLINA, 1/9/22
FTM:	4 VS. IDAHO STATE, 03/21/21
FTA:	5 VS. IDAHO STATE, 03/21/21
3FGM:	N/A
3FGA:	1(2x) LAST VS. SOUTH CAROLINA, 01/10/21
O-REBOUNDS:	4 (2x) LAST VS. WINTHROP, 11/21/21
D-REBOUNDS:	8 VS. MURRAY STATE, 11/25/20
TOTAL REBOUNDS:	9(2x) LAST VS. WOFFORD, 12/19/20
ASSISTS:	2 (2x) LAST VS. TEXAS A&M, 2/6/22
BLOCKS:	3 VS. AUBURN, 1/25/22
STEALS:	1(7x) LAST VS. USC UPSTATE, 12/19/21
MINUTES:	25 AT VANDERBILT, 1/27/22

SEASON HIGHS

POINTS:	7 (3x) LAST VS. USC UPSTATE, 12/19/21
FGM:	3 (6x) LAST VS. USC UPSTATE, 12/19/21
FGA:	7 AT SOUTH CAROLINA, 1/9/22
FTM:	1 (4x) LAST VS. AUBURN, 1/25/22
FTA:	3 VS. USC UPSTATE, 12/19/21
3FGM:	N/A
3FGA:	N/A
O-REBOUNDS:	4 VS. WINTHROP, 11/21/21
D-REBOUNDS:	6 AT TENNESSEE, 1/16/22
TOTAL REBOUNDS:	8 VS. USC UPSTATE, 12/19/21
ASSISTS:	2 (2x) LAST VS. TEXAS A&M, 2/6/22
BLOCKS:	3 VS. AUBURN, 1/25/22
STEALS:	1 (3x) LAST AT TENNESSEE, 1/16/22
MINUTES:	25 AT VANDERBILT, 1/27/22

SEASON	TEAM	GP-GS	MIN/AVG	Field Goals		3-Point		F-Throws		Rebounds				Scoring						
				FG-FGA	FG%	3FG-3FGA	3FG%	FT-FTA	FT%	OFF	DEF	TOT	AVG	PF-FO	A	TO	BLK	STL	PTS	AVG
2018-19	MD	16-0	67/4.2	11-20	.550	0-0	.000	2-5	.400	8	12	20	1.3	24-1	1	8	2	2	24	1.5
2020-21	UK	25-5	307/12.3	45-94	.479	0-3	.000	19-31	.613	19	50	69	2.8	48-1	5	36	4	3	109	4.4
2021-22	UK	19-7	293/15.4	31-76	.408	0-0	.000	7-16	.438	22	46	68	3.6	48-0	8	28	13	3	69	3.6
TOTAL FOR UK		44-12	601/13.6	76-170	.447	0-3	.000	26-47	.553	41	96	137	3.1	96-1	13	64	17	6	178	4.0
TOTAL		60-12	668/11.1	87-190	.458	0-3	.000	28-52	.538	49	108	157	2.6	120-2	14	72	19	8	202	3.4



JADA WALKER

#11 • GUARD • FR • 5-7

RICHMOND, VA./HENRICO HIGH SCHOOL

2021-22 (FRESHMAN)

Has impressed since arriving on campus and should have a huge impact on the team this season ... Scored first ever 10+ point game in second career game vs. North Alabama ... Scored first 15+ point game in third career game against Indiana ... Scored a career-high 18 points in game vs. DePaul ... Earned three 3-pointers in win over Georgia, her most 3-pointers in a game in her Kentucky career ... Had 12 points with two 3s, four rebounds, two assists and three steals against Florida ... Got a career-best amount of steals vs. Auburn with 5 .. Scored a career-high 21 points and four 3s against LSU

 jadawalk1ker

 jadawalkr11

EXTRA STATS ...

	21-22	Career
10+ Points	10	10
15+ Points	3	3
20+ Points	0	0
25+ Points	0	0
30+ Points	0	0
35+ Points	0	0
40+ Points	0	0
Made 3+ 3FG	1	1
10+ Rebs	0	0
Double-dbls	0	0
3+ Assists	5	5
2+ Steals	8	8
Led UK in Pts	0	0
Led UK in Rebs	0	0
Led UK in Asts	1	1
Led UK in Stls	4	4
Led UK in Blks	1	1

CAREER HIGHS

POINTS:	21 AT LSU, 1/30/22
FGM:	7 (3x) LAST AT LSU, 1/30/22
FGA:	18 vs. DEPAUL, 12/09/21
FTM:	5 vs. OLE MISS, 1/23/22
FTA:	6 (2x) LAST vs. OLE MISS, 1/23/22
3FGM:	4 AT LSU, 1/30/22
3FGA:	5 AT LSU, 1/30/22
O-REBOUNDS:	2(2x) LAST AT SOUTH CAROLINA, 1/9/22
D-REBOUNDS:	4 vs. WEST VIRGINIA, 12/01/21
TOTAL REBOUNDS:	4 (3x) LAST AT FLORIDA, 1/20/22
ASSISTS:	5 vs. NORTH ALABAMA, 11/11/21
BLOCKS:	1 (2x) LAST vs. USC UPSTATE, 12/19/21
STEALS:	5 vs. AUBURN, 1/25/22
MINUTES:	36 AT LSU, 1/30/22

SEASON HIGHS

POINTS:	21 AT LSU, 1/30/22
FGM:	7 (3x) LAST AT LSU, 1/30/22
FGA:	18 vs. DEPAUL, 12/09/21
FTM:	5 vs. OLE MISS, 1/23/22
FTA:	6 (2x) LAST vs. OLE MISS, 1/23/22
3FGM:	4 AT LSU, 1/30/22
3FGA:	5 AT LSU, 1/30/22
O-REBOUNDS:	2(2x) LAST AT SOUTH CAROLINA, 1/9/22
D-REBOUNDS:	4 vs. WEST VIRGINIA, 12/01/21
TOTAL REBOUNDS:	4 (3x) LAST AT FLORIDA, 1/20/22
ASSISTS:	5 vs. NORTH ALABAMA, 11/11/21
BLOCKS:	1 (2x) LAST vs. USC UPSTATE, 12/19/21
STEALS:	5 vs. AUBURN, 1/25/22
MINUTES:	36 AT LSU, 1/30/22

SEASON	TEAM	Field Goals			3-Point		F-Throws		Rebounds				Scoring							
		GP-GS	MIN/AVG	FG-FGA	FG%	3FG-3FGA	3FG%	FT-FTA	FT%	OFF	DEF	TOT	AVG	PF-FO	A	TO	BLK	STL	PTS	AVG
2021-22	UK	19-10	506/26.6	76-182	.418	19-51	.373	31-45	.689	11	30	41	2.2	48-1	37	50	2	28	202	10.6
TOTAL		19-10	506/26.6	76-182	.418	19-51	.373	31-45	.689	11	30	41	2.2	48-1	37	50	2	28	202	10.6



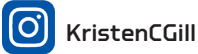
KRISTEN CRENSHAW-GILL

#4 • GUARD • FR • 5-9

YOUNGSTOWN, OHIO/ VALLEY CHRISTIAN HS

2021-22 (FRESHMAN)

Walked onto the team in October after open try-outs.



KristenCGill



KristenCGill

EXTRA STATS ...

	21-22	Career
10+ Points	0	0
15+ Points	0	0
20+ Points	0	0
25+ Points	0	0
30+ Points	0	0
35+ Points	0	0
40+ Points	0	0
Made 3+ 3FG	0	0
10+ Rebs	0	0
Double-dbls	0	0
3+ Assists	0	0
2+ Steals	0	0
Led UK in Pts	0	0
Led UK in Rebs	0	0
Led UK in Asts	0	0
Led UK in Stls	0	0
Led UK in Blks	0	0

CAREER HIGHS

POINTS:	3 vs. NORTH ALABAMA, 11/11/21
FGM:	1 vs. NORTH ALABAMA, 11/11/21
FGA:	1 (3X) LAST vs. WEST VIRGINIA, 12/01/21
FTM:	1 vs. LA SALLE, 11/27/21
FTA:	2 vs. LA SALLE, 11/27/21
3FGM:	1 vs. NORTH ALABAMA, 11/11/21
3FGA:	1 vs. NORTH ALABAMA, 11/11/21
O-REBOUNDS:	N/A
D-REBOUNDS:	N/A
TOTAL REBOUNDS:	N/A
ASSISTS:	1 vs. MERRIMACK, 12/05/21
BLOCKS:	N/A
STEALS:	N/A
MINUTES:	5 vs. WINTHROP, 11/21/21

SEASON HIGHS

POINTS:	3 vs. NORTH ALABAMA, 11/11/21
FGM:	1 vs. NORTH ALABAMA, 11/11/21
FGA:	1 (3X) LAST vs. WEST VIRGINIA, 12/01/21
FTM:	1 vs. LA SALLE, 11/27/21
FTA:	2 vs. LA SALLE, 11/27/21
3FGM:	1 vs. NORTH ALABAMA, 11/11/21
3FGA:	1 vs. NORTH ALABAMA, 11/11/21
O-REBOUNDS:	N/A
D-REBOUNDS:	N/A
TOTAL REBOUNDS:	N/A
ASSISTS:	1 vs. MERRIMACK, 12/05/21
BLOCKS:	N/A
STEALS:	N/A
MINUTES:	5 vs. WINTHROP, 11/21/21

SEASON	TEAM	GP-GS	MIN/AVG	Field Goals		3-Point		F-Throws		Rebounds				Scoring			
				FG-FGA	FG%	3FG-3FGA	3FG%	FT-FTA	FT%	OFF	DEF	TOT	AVG	Pf-FO	A TO BLK STL	PTS	AVG
2021-22	UK	6-0	17/2.9	1-4	.250	1-1	1.000	1-2	.500	0	0	0	0.0	0-0	1 1 0 0	4	0.7
TOTAL		6-0	17/2.9	1-4	.250	1-1	1.000	1-2	.500	0	0	0	0.0	0-0	1 1 0 0	4	0.7

2021-22 GAME REVIEWS

EXH #13 KENTUCKY 95, LEE 51 - FINAL [EXH]

Nov. 4, 2021 • Lexington, Ky. (Memorial Coliseum)

Kentucky at Kentucky												
11/03/21 Memorial Coliseum, Lexington												
2021-22 Women's Basketball												
Official Basketball Box Score - Final												
Game Time: 7:00 PM												
Game Duration: 1:45												
Attendance: 1,244												
Officials: Anthony Givens, Felicia Green, Wiley Strickland												
Lee - 51												
Record: 0-1												
NO. Name	Min	FG	3P	FT	Rebounds	Fouls	PF	AS	TS	ST	Blocks	Shooting by Period
20 Camryn Grant	15:49	0/1	0/0	0/0	5	5	1	0	3	0	1	3PT: 1.6 20.0%
32 Hannah Garrett	16:04	1/3	0/0	0/0	1	2	0	1	2	0	0	3PT: 1.1 100%
3 Julie Duncan	16:37	3/4	0/0	0/0	0	3	0	1	4	0	0	3PT: 6.5 43.8%
12 Halle Hughes	25:40	2/5	1/2	0/0	1	1	1	1	5	3	0	3PT: 3.4 75.0%
23 Kaley Schubert	21:30	2/15	5/13	0/0	0	3	5	2	5	1	0	3PT: 5.0 38.5%
4 Morgan McPherson	26:50	3/8	0/0	0/0	0	0	0	0	0	0	0	3PT: 3.4 34.4%
25 Addison Smith	17:09	0/2	0/0	0/0	6	6	0	0	1	1	0	3PT: 2.3 66.7%
4 Morgan Carbaugh	11:16	0/4	0/0	0/0	0	0	0	0	0	0	0	3PT: 3.0 0.0%
13 Michal Black	08:32	0/2	0/0	0/0	2	0	0	0	2	0	0	3PT: 2.0 20.0%
22 Kara Williams	02:49	0/0	0/0	0/0	0	1	0	0	0	0	0	3PT: 0.3 0.0%
11 Ashley Wrenn	14:57	0/0	0/0	0/0	0	0	0	0	0	0	0	3PT: 0.0 0.0%
24 Macy Woodworth	05:24	0/0	0/0	0/0	0	0	0	0	0	0	0	3PT: 0.0 0.0%
21 Haylee Johnson	04:04	0/0	0/0	0/0	0	0	0	0	0	0	0	3PT: 0.0 0.0%
21 Haylee Johnson	04:04	0/0	0/0	0/0	0	0	0	0	0	0	0	3PT: 0.0 0.0%
21 Haylee Johnson	04:04	0/0	0/0	0/0	0	0	0	0	0	0	0	3PT: 0.0 0.0%
21 Haylee Johnson	04:04	0/0	0/0	0/0	0	0	0	0	0	0	0	3PT: 0.0 0.0%
Team					3	2	5	0	0	3	0	3PT: 15.0 30.0%
Totals	22:50	16/15	1/1	0/0	22	28	18	9	11	12	4	3PT: 15.0 30.0%
Technical Fouls: NONE												

Kentucky - 95												
Record: 4-0												
NO. Name	Min	FG	3P	FT	Rebounds	Fouls	PF	AS	TS	ST	Blocks	Shooting by Period
44 Dr'Luna Edwards	26:52	10/18	0/2	1/1	4	4	8	2	2	1	0	3PT: 10.0 55.6%
10 Olivia Owens	21:58	8/11	0/0	0/0	3	3	7	1	1	0	0	3PT: 8.0 72.7%
3 Jazmine Massangill	25:12	3/6	2/4	1/4	2	4	2	4	1	1	0	3PT: 11.7 46.3%
10 Rhyne Howard	20:24	7/17	2/6	0/1	3	4	7	1	1	1	0	3PT: 2.5 40.0%
34 Emma King	24:45	1/3	0/1	0/0	0	2	2	3	1	0	0	3PT: 3.0 33.3%
11 Robyn Benton	24:47	2/8	0/2	0/0	2	2	2	2	6	2	1	3PT: 4.0 45.5%
12 Treasure Hunt	18:30	2/4	0/0	0/0	2	2	2	2	4	0	0	3PT: 1.3 33.3%
11 Jada Walker	18:04	3/4	0/1	0/0	2	2	3	1	1	0	0	3PT: 2.0 20.0%
21 Nyah Leverette	13:58	4/6	0/0	0/0	3	2	5	0	1	0	0	3PT: 3.0 33.3%
Team					20	21	41	19	19	15	3	3PT: 40.7 81.4%
Totals	40:19	67/120	10/20	2/2	21	41	19	19	15	15	3	3PT: 40.7 81.4%
Technical Fouls: NONE												

Kentucky at Indiana												
11/04/21 Simon Skelton Assembly Hall, Bloomington												
2021-22 Women's Basketball												
Official Basketball Box Score - Final												
Game Time: 5:00 PM												
Game Duration: 1:52												
Attendance: 1,209												
Officials: Eric Green, Chris Green, Brian Hall												
Kentucky - 67												
Record: 3-1												
NO. Name	Min	FG	3P	FT	Rebounds	Fouls	PF	AS	TS	ST	Blocks	Shooting by Period
44 Dr'Luna Edwards	22:37	3/10	1/3	0/0	0	5	4	0	0	3	1	3PT: 6.0 33.3%
11 Robyn Benton	13:29	0/0	0/0	0/0	0	0	0	0	0	0	0	3PT: 0.0 0.0%
3 Jazmine Massangill	35:52	0/0	0/0	0/0	1	2	4	4	2	1	0	3PT: 2.5 40.0%
10 Rhyne Howard	39:59	5/18	2/6	3/4	3	6	9	4	6	2	1	3PT: 4.5 60.0%
12 Treasure Hunt	27:10	1/6	0/0	2/2	2	2	2	2	1	1	0	3PT: 1.2 50.0%
10 Olivia Owens	15:40	1/3	0/0	0/0	0	0	0	0	0	0	0	3PT: 0.9 47.6%
11 Jada Walker	08:49	1/3	0/0	0/0	1	1	2	1	1	0	0	3PT: 2.3 66.7%
34 Emma King	02:51	0/0	0/0	0/0	0	0	0	0	0	0	0	3PT: 0.0 0.0%
Team					2	2	4	0	0	0	0	3PT: 5.5 33.3%
Totals	27:05	11/43	1/3	2/2	3	24	18	6	7	7	2	3PT: 27.0 41.2%
Technical Fouls: NONE												

Indiana - 88												
Record: 2-0												
NO. Name	Min	FG	3P	FT	Rebounds	Fouls	PF	AS	TS	ST	Blocks	Shooting by Period
10 Aleksa Gulic	20:31	8/7	0/0	0/0	2	2	3	0	1	2	2	3PT: 8.0 57.1%
54 Macye Holmes	26:13	11/15	0/0	6/6	4	4	1	1	2	2	0	3PT: 11.0 73.1%
4 Nicole Candace-Hillary	36:41	4/6	3/5	1/2	1	1	4	2	1	0	0	3PT: 7.5 46.9%
14 Jazmine Massangill	24:47	1/2	0/0	0/0	0	0	0	0	0	0	0	3PT: 1.0 50.0%
34 Grace Berger	04:30	1/2	0/0	0/0	0	0	0	0	0	0	0	3PT: 0.5 50.0%
22 Chloe Moore-McNeil	11:58	0/2	0/1	0/0	2	2	2	1	2	0	0	3PT: 0.5 50.0%
23 Kinara Brown	11:42	0/1	0/0	0/0	1	1	2	2	2	0	0	3PT: 0.5 50.0%
5 Caitlin Howe	03:09	0/0	0/0	0/0	0	0	0	0	0	0	0	3PT: 0.0 0.0%
3 Grace Waggoner	03:02	0/0	0/0	0/0	0	0	0	0	0	0	0	3PT: 0.0 0.0%
4 Kristin Crowshaw-Gill	02:51	0/1	0/0	0/0	0	0	0	0	0	0	0	3PT: 0.5 50.0%
Team					2	2	2	0	1	1	0	3PT: 9.5 60.0%
Totals	35:59	51/111	13/21	29/29	18	24	18	24	18	14	5	3PT: 38.0 60.0%
Technical Fouls: NONE												

Kentucky - 95												
Record: 4-0												
NO. Name	Min	FG	3P	FT	Rebounds	Fouls	PF	AS	TS	ST	Blocks	Shooting by Period
44 Dr'Luna Edwards	26:52	10/18	0/2	1/1	4	4	8	2	2	1	0	3PT: 10.0 55.6%
10 Olivia Owens	21:58	8/11	0/0	0/0	3	3	7	1	1	0	0	3PT: 8.0 72.7%
3 Jazmine Massangill	25:12	3/6	2/4	1/4	2	4	2	4	1	1	0	3PT: 11.7 46.3%
10 Rhyne Howard	20:24	7/17	2/6	0/1	3	4	7	1	1	1	0	3PT: 2.5 40.0%
34 Emma King	24:45	1/3	0/1	0/0	0	2	2	3	1	0	0	3PT: 3.0 33.3%
11 Robyn Benton	24:47	2/8	0/2	0/0	2	2	2	2	6	2	1	3PT: 4.0 45.5%
12 Treasure Hunt	18:30	2/4	0/0	0/0	2	2	2	2	4	0	0	3PT: 1.3 33.3%
11 Jada Walker	18:04	3/4	0/1	0/0	2	2	3	1	1	0	0	3PT: 2.0 20.0%
21 Nyah Leverette	13:58	4/6	0/0	0/0	3	2	5	0	1	0	0	3PT: 3.0 33.3%
Team					20	21	41	19	19	15	3	3PT: 40.7 81.4%
Totals	40:19	67/120	10/20	2/2	21	41	19	19	15	15	3	3PT: 40.7 81.4%
Technical Fouls: NONE												

Kentucky - 95												
Record: 4-0												
NO. Name	Min	FG	3P	FT	Rebounds	Fouls	PF	AS	TS	ST	Blocks	Shooting by Period
44 Dr'Luna Edwards	26:52	10/18	0/2	1/1	4	4	8	2	2	1	0	3PT: 10.0 55.6%
10 Olivia Owens	21:58	8/11	0/0	0/0	3	3	7	1	1	0	0	3PT: 8.0 72.7%
3 Jazmine Massangill	25:12	3/6	2/4	1/4	2	4	2	4	1	1	0	3PT: 11.7 46.3%
10 Rhyne Howard	20:24	7/17	2/6	0/1	3	4	7	1	1	1	0	3PT: 2.5 40.0%
34 Emma King	24:45	1/3	0/1	0/0	0	2	2	3	1	0	0	3PT: 3.0 33.3%
11 Robyn Benton	24:47	2/8	0/2	0/0	2	2	2	2	6	2	1	3PT: 4.0 45.5%
12 Treasure Hunt	18:30	2/4	0/0	0/0	2	2	2	2	4	0	0	3PT: 1.3 33.3%
11 Jada Walker	18:04	3/4	0/1	0/0	2	2	3	1	1	0	0	3PT: 2.0 20.0%
21 Nyah Leverette	13:58	4/6	0/0	0/0	3	2	5	0	1	0	0	3PT: 3.0 33.3%
Team					20	21	41	19	19	15	3	3PT: 40.7 81.4%
Totals	40:19	67/120	10/20	2/2	21	41	19	19	15	15	3	3PT: 40.7 81.4%
Technical Fouls: NONE												

Kentucky - 95												
Record: 4-0												
NO. Name	Min	FG	3P	FT	Rebounds	Fouls	PF	AS	TS	ST	Blocks	Shooting by Period
44 Dr'Luna Edwards	26:52	10/18	0/2	1/1	4	4	8	2	2	1	0	3PT: 10.0 55.6%
10 Olivia Owens	21:58	8/11	0/0	0/0	3	3	7	1	1	0	0	3PT: 8.0 72.7%
3 Jazmine Massangill	25:12	3/6	2/4	1/4	2	4	2	4	1	1	0	3PT: 11.7 46.3%
10 Rhyne Howard	20:24	7/17	2/6	0/1	3	4	7	1	1	1	0	3PT: 2.5 40.0%
34 Emma King	24:45	1/3	0/1	0/0	0	2	2	3	1	0	0	3PT: 3.0 33.3%
11 Robyn Benton	24:47	2/8	0/2	0/0	2	2	2	2	6	2	1	3PT: 4.0 45.5%
12 Treasure Hunt	18:30	2/4	0/0	0/0	2	2	2	2	4	0	0	3PT: 1.3 33.3%
11 Jada Walker	18:04	3/4	0/1	0/0	2	2	3	1	1	0	0	3PT: 2.0 20.0%
21 Nyah Leverette	13:58	4/6	0/0	0/0	3	2	5	0	1	0	0	3PT: 3.0 33.3%
Team					20	21	41	19	19	15	3	3PT: 40.7 81.4%
Totals												

2021-22 GAME REVIEWS

9 #14 KENTUCKY 58, #7 LOUISIANA 64 - FINAL

Dec. 12, 2021 • Louisville, Ky. (KFC Yum! Center)

Official Basketball Box Score - Final
#14 Kentucky at #7 Louisville
12/12/21 7:00 PM Game Duration: 1:30
Attendance: 11,687

Officiate: Eric Decker, Kevin Potts, Bruce Miller

NO.	Name	Min	FG	3P	FT	Rebounds	Fouls	TP	AS	ST	Blocks		PTS	FF	FOL	%	
											BS	BSA					
14	De'Vonta Edwards	37:13	5-12	0-2	2-2	0	1	1	5	2	13	2	0	1	1	3	27
1	Robyn Barton	35:22	4-10	0-0	0-0	1	0	1	0	1	0	0	0	0	0	0	40
3	Jazmine Massingill	35:22	4-10	0-0	0-0	1	0	1	0	1	0	0	0	0	0	0	40
10	Rhynne Howard	35:22	3-13	1-6	2-4	1	6	4	4	4	9	2	0	0	0	0	26
12	Treasure Hunt	35:21	5-8	1-1	2-5	2	5	7	1	4	14	1	0	0	0	0	44
11	Jada Walker	35:21	3-11	0-0	1-1	2	3	3	0	2	0	0	0	0	0	0	27
00	Olivia Owens	04:20	0-0	0-0	0-0	1	1	3	0	2	0	0	0	0	0	0	0
Team			3	3	6	0	0	0	0	0	0	0	0	0	0	0	0
Totals		21:54	33-123	10-33	11-26	37	19	13	23	11	27	0	0	0	0	0	28

Shooting by Period
1st 11-38 28.9%
2nd 11-38 28.9%
3rd 11-38 28.9%
4th 11-38 28.9%

Technical Fouls: Coach-0/0/0/0
Dead Ball Rebounds: 3.0

10 #19 KENTUCKY 67, USC UPSTATE 44 - FINAL

Dec. 19, 2021 • Lexington, Ky. (Memorial Coliseum)

Official Basketball Box Score - Final
USC Upstate at Kentucky
12/19/21 Memorial Coliseum, Lexington
12/19/21 Women's Basketball
Game Time: 2:00 PM
Game Duration: 1:40
Attendance: 1,351

Officiate: Felicia Carter, Tasha Green, Mike Christensen

NO.	Name	Min	FG	3P	FT	Rebounds	Fouls	TP	AS	ST	Blocks		PTS	FF	FOL	%	
											BS	BSA					
0	Dakelia McLaughan	36:00	1-9	1-4	0-0	5	6	3	0	4	9	2	0	0	0	0	11
12	Jada Logan	36:56	3-5	0-0	0-0	6	7	2	6	1	4	1	0	0	0	0	27
21	Tarah Harness	33:29	4-10	0-0	0-0	2	2	4	2	1	0	0	0	0	0	0	40
35	Chellia Watson	13:48	0-3	0-0	1-1	1	2	1	0	0	0	0	0	0	0	0	0
1	Demijah Wilson	31:58	5-8	0-0	1-1	2	3	4	1	1	5	1	0	0	0	0	28
11	Chloe Chapman	12:32	3-4	0-0	0-0	2	2	4	0	1	2	4	0	0	0	0	17
33	AC Markham	04:59	0-1	0-0	0-0	0	0	0	0	0	0	0	0	0	0	0	0
3	Taki Davis	12:29	2-4	0-0	0-0	1	3	1	1	4	0	1	2	1	0	0	16
Team			1	1	2	0	0	0	0	0	0	0	0	0	0	0	0
Totals		19:48	15-51	13-33	11-22	30	11	24	10	17	6	4	6	23	0	0	28

Shooting by Period
1st 6-15 40.0%
2nd 6-15 40.0%
3rd 6-15 40.0%
4th 6-15 40.0%

Technical Fouls: NONE
Dead Ball Rebounds: 1.2

11 #21 KENTUCKY 84, #15 GEORGIA 76 - FINAL

Jan. 6, 2022 • Lexington, Ky. (Memorial Coliseum)

Official Basketball Box Score - Final
Georgia at Kentucky
01/06/22 Memorial Coliseum, Lexington
2021-22 Women's Basketball
Game Time: 7:00 PM
Game Duration: 1:30
Attendance: 1,373

Officiate: Beverly Roberts, Brian Hall, Karlene Tabor

NO.	Name	Min	FG	3P	FT	Rebounds	Fouls	TP	AS	ST	Blocks		PTS	FF	FOL	%	
											BS	BSA					
20	Jordan Isaacs	17:24	0-3	0-0	1-2	2	6	8	1	2	1	1	1	0	0	0	0
14	Jenna Stark	16:29	0-7	0-2	0-0	8	1	7	6	2	7	0	0	0	0	0	0
3	Sarah Ashlee Barker	16:20	3-8	2-5	0-0	1	6	7	3	1	8	4	2	0	0	0	21
4	Nina Krieger	16:09	4-7	0-0	2-4	1	3	1	1	1	8	4	2	0	0	0	57
23	Chloe Morrison	16:04	4-7	0-0	1-1	2	3	5	1	6	1	0	0	0	0	0	57
35	Jayvin Nicholson	16:00	4-7	0-0	0-0	1	3	0	0	0	0	0	0	0	0	0	57
11	Chloe Chapman	15:29	0-1	0-0	1-1	1	1	1	1	1	1	0	0	0	0	0	0
33	Jillan Hollingshead	15:05	1-2	0-0	0-0	0	0	0	0	0	0	0	0	0	0	0	0
21	Reigan Richardson	10:57	3-6	0-2	0-0	2	2	1	0	0	0	0	0	0	0	0	48
Team			3	3	4	0	0	0	0	0	0	0	0	0	0	0	0
Totals		29:00	21-50	12-28	18-14	17	10	19	13	1	7	1	3	4	1	0	48

Shooting by Period
1st 6-15 40.0%
2nd 6-15 40.0%
3rd 6-15 40.0%
4th 6-15 40.0%

Technical Fouls: NONE
Dead Ball Rebounds: 2.0

Official Basketball Box Score - Final
#7 Louisville at #4 Kentucky
12/12/21 KFC Yum! Center, Louisville
2021-22 Women's Basketball
Game Time: 7:00 PM
Game Duration: 1:30
Attendance: 11,687

Officiate: Eric Decker, Kevin Potts, Bruce Miller

NO.	Name	Min	FG	3P	FT	Rebounds	Fouls	TP	AS	ST	Blocks		PTS	FF	FOL	%	
											BS	BSA					
14	De'Vonta Edwards	37:13	5-12	0-2	2-2	0	1	1	5	2	13	2	0	1	1	3	27
1	Robyn Barton	35:22	4-10	0-0	0-0	1	0	1	0	1	0	0	0	0	0	0	40
3	Jazmine Massingill	35:22	4-10	0-0	0-0	1	0	1	0	1	0	0	0	0	0	0	40
10	Rhynne Howard	35:22	3-13	1-6	2-4	1	6	4	4	4	9	2	0	0	0	0	26
12	Treasure Hunt	35:21	5-8	1-1	2-5	2	5	7	1	4	14	1	0	0	0	0	44
11	Jada Walker	35:21	3-11	0-0	1-1	2	3	3	0	2	0	0	0	0	0	0	27
00	Olivia Owens	04:20	0-0	0-0	0-0	1	1	3	0	2	0	0	0	0	0	0	0
Team			3	3	6	0	0	0	0	0	0	0	0	0	0	0	0
Totals		21:54	33-123	10-33	11-26	37	19	13	23	11	27	0	0	0	0	0	28

Shooting by Period
1st 11-38 28.9%
2nd 11-38 28.9%
3rd 11-38 28.9%
4th 11-38 28.9%

Technical Fouls: Coach-0/0/0/0
Dead Ball Rebounds: 3.0

Official Basketball Box Score - Final
Kentucky at #7 Louisville
12/12/21 KFC Yum! Center, Louisville
2021-22 Women's Basketball
Game Time: 7:00 PM
Game Duration: 1:30
Attendance: 11,687

Officiate: Eric Decker, Kevin Potts, Bruce Miller

NO.	Name	Min	FG	3P	FT	Rebounds	Fouls	TP	AS	ST	Blocks		PTS	FF	FOL	%	
											BS	BSA					
14	De'Vonta Edwards	37:13	5-12	0-2	2-2	0	1	1	5	2	13	2	0	1	1	3	27
1	Robyn Barton	35:22	4-10	0-0	0-0	1	0	1	0	1	0	0	0	0	0	0	40
3	Jazmine Massingill	35:22	4-10	0-0	0-0	1	0	1	0	1	0	0	0	0	0	0	40
10	Rhynne Howard	35:22	3-13	1-6	2-4	1	6	4	4	4	9	2	0	0	0	0	26
12	Treasure Hunt	35:21	5-8	1-1	2-5	2	5	7	1	4	14	1	0	0	0	0	44
11	Jada Walker	35:21	3-11	0-0	1-1	2	3	3	0	2	0	0	0	0	0	0	27
00	Olivia Owens	04:20	0-0	0-0	0-0	1	1	3	0	2	0	0	0	0	0	0	0
Team			3	3	6	0	0	0	0	0	0	0	0	0	0	0	0
Totals		21:54	33-123	10-33	11-26	37	19	13	23	11	27	0	0	0	0	0	28

Shooting by Period
1st 11-38 28.9%
2nd 11-38 28.9%
3rd 11-38 28.9%
4th 11-38 28.9%

Technical Fouls: NONE
Dead Ball Rebounds: 3.0

Official Basketball Box Score - Final
Kentucky at #7 Louisville
12/12/21 KFC Yum! Center, Louisville
2021-22 Women's Basketball
Game Time: 7:00 PM
Game Duration: 1:30
Attendance: 11,687

Officiate: Eric Decker, Kevin Potts, Bruce Miller

NO.	Name	Min	FG	3P	FT	Rebounds	Fouls	TP	AS	ST	Blocks		PTS	FF	FOL	%	
											BS	BSA					
14	De'Vonta Edwards	37:13	5-12	0-2	2-2	0	1	1	5	2	13	2	0	1	1	3	27
1	Robyn Barton	35:22	4-10	0-0	0-0	1	0	1	0	1	0	0	0	0	0	0	40
3	Jazmine Massingill	35:22	4-10	0-0	0-0	1	0	1	0	1	0	0	0	0	0	0	40
10	Rhynne Howard	35:22	3-13	1-6	2-4	1	6	4	4	4	9	2	0	0	0	0	26
12	Treasure Hunt	35:21	5-8	1-1	2-5	2	5	7	1	4	14	1	0	0	0	0	44
11	Jada Walker	35:21	3-11	0-0	1-1	2	3	3	0	2	0	0	0	0	0	0	27
00	Olivia Owens	04:20	0-0	0-0	0-0	1	1	3	0	2	0	0	0	0	0	0	0
Team			3	3	6	0	0	0	0	0	0	0	0	0	0	0	0
Totals		21:54	33-123	10-33	11-26	37	19	13	23	11	27	0	0	0	0	0	28

Shooting by Period
1st 11-38 28.9%
2nd 11-38 28.9%
3rd 11-38 28.9%
4th 11-38 28.9%

Technical Fouls: NONE
Dead Ball Rebounds: 3.0

Biggest lead: 12 (1st 8:00)

Best Scoring Run: 8 (1st 7:45)

Time with Lead: 3:41

Biggest lead: 11 (2nd 9:00)

Best Scoring Run: 7 (1st 7:20)

Time with Lead: 15:27

Biggest lead: 10 (1st 8:05)

Best Scoring Run: 6 (1st 8:05)

Time with Lead: 07:22

12 #21 KENTUCKY 54, #1 SOUTH CAROLINA 74 - FINAL

Jan. 9, 2022 • Columbia, S.C. (Colonial Life Arena)

Official Basketball Box Score - Final
Kentucky at South Carolina
01/09/22 Colonial Life Arena, Columbia, SC
2021-22 Women's Basketball
Game Time: 12:00 PM
Game Duration: 1:30
Attendance: 1,327

Officiate: Dick Carter, Scott Peltz, Judith Carball

NO.	Name	Min	FG	3P	FT	Rebounds	Fouls	TP	AS	ST	Blocks		PTS	FF	FOL	%	
											BS	BSA					
44	De'Vonta Edwards	29:02	4-13	2-4	0-0	1	1	1	1	1	7	1	1	1	7	23	
3	Jazmine Massingill	36:41	4-7	2-2	0-0	1	6	7	1	1	0	0	0	0	0	0	57

2021-22 GAME REVIEWS

18

KENTUCKY 69, #12 LSU 78 - FINAL

Jan. 30, 2022 • Baton Rouge, La. (PMAC)



Official Basketball Box Score - Final
Kentucky at LSU
 01/30/22 Memorial Coliseum, Lexington
 2021-22 Women's Basketball

Game Time: 1:00 PM
 Game Duration: 1:39
 Attendance: 8,734

NO.	Name	Pos	FG		3P		FT		Rebounds		Fouls		TP	AS	TO	ST	Blocks	pts	min	
			at	of	at	of	at	of	off	tot	per	tot								
00	Olivia Owens	C	15/50	1/2	0/0	0/0	1/2	3/3	0	2	0	2	0	2	0	1	0	0	2	19
10	Rhyne Howard	G	37/49	9/19	1/7	4/8	3	9	12	2	4	23	3	3	0	1	1	19	9	33
11	Jada Walker	G	38/47	7/13	4/5	3/3	0	1	1	4	2	21	3	6	2	0	2	48	6	36
12	Treasure Hunt	G	22/36	1/2	0/0	0/0	2	3	5	2	0	2	0	2	0	1	0	18	2	16
34	Emma King	G	23/47	3/6	1/2	0/0	0	1	1	2	2	7	0	2	0	1	0	6	9	27
21	Nyah Lovett	G	23/32	2/3	0/0	0/0	1	3	4	4	0	4	0	0	0	1	0	7	7	20
44	Dre'Lana Edwards	F	26/30	4/9	1/3	1/2	1	7	8	5	4	10	0	5	0	1	0	13	3	27
Team																				
Totals			27/54	7/17	0/11	0/0	25	25	22	12	18	6	19	3	6	3	0	9	6	69

Shooting By Period	
1 st FGM	7/16 43.8%
2 nd FGM	1/5 20.0%
3 rd FGM	2/2 100%
4 th FGM	7/11 63.6%
5 th FGM	1/2 50%
6 th FGM	8/13 61.5%
7 th FGM	1/3 33.3%
8 th FGM	2/3 66.7%
9 th FGM	5/4 125%
10 th FGM	5/5 100%
FTM	27/44 61.4%
FT%	3/4 75%
GMFGM	27/54 50.0%
GMFTM	7/17 41.2%
GMFT%	2/11 18.2%

NO.	Name	Pos	FG		3P		FT		Rebounds		Fouls		TP	AS	TO	ST	Blocks	pts	min	
			at	of	at	of	at	of	off	tot	per	tot								
0	Autumn Nowby	F	31/35	0/3	0/0	3/4	1	5	6	4	3	0	1	0	1	2	16	1	16	
24	Faustine Allous	C	38/58	5/12	0/1	4/6	4	4	8	2	4	14	1	0	1	2	2	19	1	39
1	Jalinn Cherry	G	38/52	5/11	0/2	1/2	2	4	6	1	5	11	6	2	3	0	0	0	3	21
3	Khayla Pointer	G	37/48	9/19	3/4	7/8	2	3	5	1	5	28	2	2	0	0	1	16	2	26
45	Alexis Morris	G	40/61	8/16	0/4	2/4	0	2	2	3	4	20	4	1	0	0	0	9	1	39
10	Ryann Payne	F	04/09	1/2	0/0	0/0	0	0	0	0	1	0	2	1	0	0	0	9	1	9
32	Aeva Trasi	F	09/27	0/1	0/0	0/0	4/4	0	0	1	0	5	1	0	1	0	1	17	1	17
Team																				
Totals			25/64	5/8	17/24	14	20	34	12	22	12	13	8	16	3	0	0	9	6	69

Shooting By Period	
1 st FGM	9/19 47.4%
2 nd FGM	2/2 100.0%
3 rd FGM	3/7 42.9%
4 th FGM	3/14 21.4%
5 th FGM	1/1 100.0%
6 th FGM	3/4 75.0%
7 th FGM	7/18 38.9%
8 th FGM	1/2 50.0%
9 th FGM	0/0 0%
10 th FGM	9/13 69.2%
FTM	1/3 33.3%
FT%	1/13 7.7%
GMFGM	25/64 39.1%
GMFTM	5/8 62.5%
GMFT%	1/3 33.3%

UKY		LSU	
Biggest lead	5 (1 st 7:38)	10 (4 th 0:34)	
Best Scoring Run	6 (2 nd 4:01)	6 (3 rd 7:53)	
Lead Changes	5		
Times Tied	7		
Time with Lead	11:16	24:54	

Points from Turnovers	
UKY	17
LSU	23

21

19

KENTUCKY 64, TEXAS A&M 73 - FINAL/OT

Feb. 6, 2022 • Lexington, Ky. (Memorial Coliseum)



Official Basketball Box Score - Final
Texas A&M at Kentucky
 02/06/22 Memorial Coliseum, Lexington
 2021-22 Women's Basketball

Game Time: 1:00 PM
 Game Duration: 2:02
 Attendance: 4,999

NO.	Name	Pos	FG		3P		FT		Rebounds		Fouls		TP	AS	TO	ST	Blocks	pts	min	
			at	of	at	of	at	of	off	tot	per	tot								
32	Aaliyah Pally	F	22/33	3/7	0/0	0/0	0	1	1	3	0	0	1	4	1	4	0	4	2	19
2	Caedra Hoppie	C	20/29	4/8	0/1	0/1	5/5	0	4	3	5	17	3	2	0	1	0	15	1	30
3	Destiny Pitts	G	27/33	6/14	5/11	3/4	1	9	10	2	5	20	6	2	1	1	1	18	1	38
5	Jordan Nixon	G	25/39	5/10	2/4	4/4	0	2	2	2	5	18	5	0	2	0	0	19	1	30
11	Kayla White	G	27/25	3/11	1/2	0/0	0	1	1	5	0	7	1	4	1	0	0	6	1	26
29	McKenzia Green	F	27/29	5/6	0/0	0/0	0	0	0	0	0	0	1	0	0	0	0	12	1	20
44	Sydney Ruby	F	21/44	3/5	0/0	0/0	1	5	0	1	2	7	0	3	0	2	0	13	1	27
14	Malyah Johnson	F	05/21	0/1	0/0	0/0	1	0	3	0	1	0	0	0	0	0	0	3	1	16
24	Barbara Jones	F	12/38	0/2	0/0	0/0	0	2	1	0	0	0	0	0	0	0	0	6	1	20
13	Jada Malone	F	01/41	0/0	0/0	0/0	0	0	0	0	0	0	0	0	0	0	0	4	1	24
Team																				
Totals			24/43	9/23	10/20	5	30	35	17	19	10	11	13	7	1	2	0	73	2	39

Shooting By Period	
1 st FGM	6/14 42.9%
2 nd FGM	2/4 50.0%
3 rd FGM	7/16 43.8%
4 th FGM	5/10 50.0%
5 th FGM	5/13 38.5%
6 th FGM	3/4 75%
7 th FGM	3/4 75%
8 th FGM	4/6 66.7%
9 th FGM	9/10 90%
OT FGM	44/60 73.3%
FTM	24/30 80%
FT%	9/22 40.9%
GMFGM	24/43 55.8%
GMFTM	10/20 50%

NO.	Name	Pos	FG		3P		FT		Rebounds		Fouls		TP	AS	TO	ST	Blocks	pts	min	
			at	of	at	of	at	of	off	tot	per	tot								
00	Olivia Owens	C	15/53	1/4	0/1	1/2	0	4	1	1	3	2	0	3	0	0	2	4	2	16
3	Jasmine Massengill	G	29/37	4/8	0/1	3/5	1	3	4	2	5	11	5	1	0	0	1	12	1	32
10	Rhyne Howard	G	24/41	5/14	3/8	6/8	1	9	10	2	7	19	2	2	1	0	0	11	1	38
11	Jada Walker	G	19/39	4/5	1/2	0/0	0	2	2	1	0	9	0	4	1	0	0	5	1	26
12	Treasure Hunt	G	23/32	4/7	1/2	0/0	2	4	4	0	9	1	4	0	1	0	1	11	1	26
44	Dre'Lana Edwards	F	36/48	4/8	0/1	2/2	1	9	10	3	2	10	0	0	1	3	1	3	1	30
21	Nyah Lovett	G	25/31	1/2	0/0	1/1	1	2	3	2	1	3	1	1	0	0	1	11	1	26
34	Emma King	F	01/47	0/0	0/0	0/0	0	2	4	1	0	0	0	0	0	0	0	12	1	22
Team																				
Totals			25/59	5/17	15/18	8	35	43	19	17	14	11	24	7	2	7	0	73	2	39

Shooting By Period	
1 st FGM	15/18 83.3%
2 nd FGM	2/4 50.0%
3 rd FGM	0/1 0%
4 th FGM	2/11 18.2%
5 th FGM	2/2 100%
6 th FGM	4/5 80%
7 th FGM	1/6 16.7%
8 th FGM	0/0 0%
9 th FGM	3/8 37.5%
10 th FGM	2/4 50.0%
FTM	8/10 80%
FT%	2/7 28.6%
GMFGM	25/59 42.4%
GMFTM	8/10 80%
GMFT%	25/39 64.1%

A&M		UK	
Biggest lead	10 (1 st 0:57)	12 (2 nd 1:22)	
Best Scoring Run	9 (2 nd 5:31)	8 (1 st 0:23)	
Lead Changes	4		
Times Tied	5		
Time with Lead	16:56	28:00	

Points from Turnovers	
A&M	13
UK	15

22

20

23

24

25

26



2021-22 Kentucky Women's Basketball Combined Team Statistics All games

Game Records

Record	Overall	Home	Away	Neutral
ALL GAMES	9-10	8-4	1-6	0-0
CONFERENCE	2-7	1-3	1-4	0-0
NON-CONFERENCE	7-3	7-1	0-2	0-0

Score by Periods

Team	1st	2nd	3rd	4th	OT	TOT
Kentucky	342	307	362	334	9	1354
Opponents	323	295	324	299	18	1259

Team Box Score

No.	Player	Total			3-Point		F-Throw		Rebounds				PF		DQ		A		TO		BLK		STL		PTS		AVG	
		GP-GS	MIN	AVG	FG-FGA	FG%	3FG-3FGA	3FG%	FT-FTA	FT%	OFF	DEF	TOT	AVG	PF	DQ	A	TO	BLK	STL	PTS	AVG						
10	HOWARD, Rhyne	19-19	681:10	35.9	136-310	.439	35-109	.321	80-102	.784	36	108	144	7.6	47	0	63	42	24	52	387	20.4						
44	EDWARDS, Dre'una	14-12	424:27	30.3	89-177	.503	12-33	.364	21-31	.677	37	73	110	7.9	38	1	25	42	17	12	211	15.1						
11	WALKER, Jada	19-10	506:05	26.6	76-182	.418	19-51	.373	31-45	.689	11	30	41	2.2	48	1	37	50	2	28	202	10.6						
1	BENTON, Robyn	13-9	341:27	26.3	55-115	.478	11-31	.355	14-20	.700	15	22	37	2.8	21	1	20	19	7	22	135	10.4						
12	HUNT, Treasure	18-17	454:15	25.2	51-140	.364	6-36	.167	30-56	.536	40	58	98	5.4	27	0	28	32	11	13	138	7.7						
3	MASSENGILL, Jazmine	18-18	604:01	33.6	53-119	.445	13-32	.406	14-26	.538	14	50	64	3.6	26	0	72	33	10	23	133	7.4						
00	OWENS, Olivia	19-7	293:16	15.4	31-76	.408	0-0	.000	7-16	.438	22	46	68	3.6	48	0	8	28	13	3	69	3.6						
34	KING, Emma	16-2	273:56	17.1	22-66	.333	3-28	.107	3-5	.600	4	19	23	1.4	20	0	20	22	8	6	50	3.1						
21	LEVERETTER, Nyah	13-1	228:57	17.6	8-13	.615	0-0	.000	9-14	.643	12	21	33	2.5	23	0	5	11	13	3	25	1.9						
4	CRENSHAW-GILL, Kristen	6-0	17:28	2.9	1-4	.250	1-1	1.000	1-2	.500	0	0	0	0.0	0	0	1	1	0	0	4	0.7						
Team											41	35	76				9											
Total		19	3825		522-1202	.434	100-321	.312	210-317	.662	232	462	694	36.5	298	3	279	289	105	162	1354	71.3						
Opponents		19	3825		479-1159	.413	111-312	.356	190-253	.751	229	480	709	37.3	315	5	277	343	60	121	1259	66.3						

Team Statistics

	UK	OPP
Scoring	1354	1259
Points per game	71.3	66.3
Scoring margin	+5.0	-
Field goals-att	522-1202	479-1159
Field goal pct	.434	.413
3 point fg-att	100-321	111-312
3-point FG pct	.312	.356
3-pt FG made per game	5.3	5.8
Free throws-att	210-317	190-253
Free throw pct	.662	.751
F-Throws made per game	11.1	10.0
Rebounds	694	709
Rebounds per game	36.5	37.3
Rebounding margin	-0.8	-
Assists	279	277
Assists per game	14.7	14.6
Turnovers	289	343
Turnovers per game	15.2	18.1
Turnover margin	+2.8	-
Assist/turnover ratio	1.0	0.8
Steals	162	121
Steals per game	8.5	6.4
Blocks	105	60
Blocks per game	5.5	3.2
Winning streak	0	-
Home win streak	0	-
Attendance	44878	52133
Home games-Avg/Game	12-3740	7-7448
Neutral site-Avg/Game	-	0-0

Team Results

Date	Opponent		Score	Att.
11/09/2021	Presbyterian	W	81-53	3321
11/11/2021	North Ala.	W	98-56	3444
11/14/2021	at Indiana	L	67-88	5394
11/21/2021	Winthrop	W	92-47	3587
11/27/2021	La Salle	W	74-52	3383
12/01/2021	West Virginia	W	83-60	3587
12/05/2021	Merrimack	W	90-56	3541
12/09/2021	DePaul	L	85-94	4906
12/12/2021	at Louisville	L	58-64	12167
12/19/2021	USC Upstate	W	67-44	3521
01/06/2022	Georgia	W	84-76	3013
01/09/2022	at South Carolina	L	54-74	12327
01/16/2022	at Tennessee	L	58-84	10012
01/20/2022	Florida	L	52-77	3372
01/23/2022	Ole Miss	L	54-63	5204
01/25/2022	at Auburn	W	67-55	1780
01/27/2022	at Vanderbilt	L	57-65	1719
01/30/2022	at LSU	L	69-78	8734
02/06/2022	Texas A&M	Lot	64-73	3999



2021-22 Kentucky Women's Basketball Combined Team Statistics In Conference games

Game Records

Record	Overall	Home	Away	Neutral
ALL GAMES	2-7	1-3	1-4	0-0
CONFERENCE	2-7	1-3	1-4	0-0
NON-CONFERENCE	0-0	0-0	0-0	0-0

Score by Periods

Team	1st	2nd	3rd	4th	OT	TOT
Kentucky	162	105	135	148	9	559
Opponents	150	147	172	158	18	645

Team Box Score

No.	Player				Total		3-Point		F-Throw		Rebounds								PTS	AVG		
		GP-GS	MIN	AVG	FG-FGA	FG%	3FG-3FGA	3FG%	FT-FTA	FT%	OFF	DEF	TOT	AVG	PF	DQ	A	TO			BLK	STL
10	HOWARD, Rhyne	9-9	345:33	38.4	72-170	.424	17-55	.309	39-49	.796	18	61	79	8.8	24	0	22	23	13	19	200	22.2
44	EDWARDS, Dre'una	5-3	159:28	31.9	22-57	.386	3-13	.231	7-10	.700	3	26	29	5.8	17	1	6	15	7	7	54	10.8
11	WALKER, Jada	9-8	251:27	27.9	31-83	.373	12-26	.462	13-19	.684	6	16	22	2.4	22	1	12	29	0	13	87	9.7
3	MASSENGILL, Jazmine	8-8	288:56	36.1	28-66	.424	5-15	.333	9-17	.529	5	27	32	4.0	15	0	23	20	4	10	70	8.8
12	HUNT, Treasure	8-8	207:40	26.0	21-61	.344	4-18	.222	8-10	.800	18	23	41	5.1	15	0	10	13	5	8	54	6.8
34	KING, Emma	7-1	153:42	22.0	15-40	.375	2-19	.105	1-1	1.000	3	10	13	1.9	9	0	7	12	3	3	33	4.7
1	BENTON, Robyn	4-1	72:33	18.1	7-23	.304	1-8	.125	1-3	.333	1	5	6	1.5	4	0	4	4	2	5	16	4.0
00	OWENS, Olivia	9-6	156:50	17.4	10-36	.278	0-0	.000	4-8	.500	7	26	33	3.7	20	0	4	17	5	1	24	2.7
21	LEVERETTER, Nyah	9-1	188:52	21.0	8-12	.667	0-0	.000	5-6	.833	9	14	23	2.6	20	0	4	9	12	3	21	2.3
Team											26	14	40				9					
Total		9	1825		214-548	.391	44-154	.286	87-123	.707	96	222	318	35.3	146	2	92	151	51	69	559	62.1
Opponents		9	1825		241-573	.421	54-136	.397	109-142	.768	118	246	364	40.4	128	2	134	136	40	64	645	71.7

Team Statistics

	UK	OPP
Scoring	559	645
Points per game	62.1	71.7
Scoring margin	-9.6	-
Field goals-att	214-548	241-573
Field goal pct	.391	.421
3 point fg-att	44-154	54-136
3-point FG pct	.286	.397
3-pt FG made per game	4.9	6.0
Free throws-att	87-123	109-142
Free throw pct	.707	.768
F-Throws made per game	9.7	12.1
Rebounds	318	364
Rebounds per game	35.3	40.4
Rebounding margin	-5.1	-
Assists	92	134
Assists per game	10.2	14.9
Turnovers	151	136
Turnovers per game	16.8	15.1
Turnover margin	-1.7	-
Assist/turnover ratio	0.6	1.0
Steals	69	64
Steals per game	7.7	7.1
Blocks	51	40
Blocks per game	5.7	4.4
Winning streak	0	-
Home win streak	0	-
Attendance	15588	34572
Home games-Avg/Game	4-3897	5-6914
Neutral site-Avg/Game	-	0-0

Team Results

Date	Opponent		Score	Att.
01/06/2022	Georgia	W	84-76	3013
01/09/2022	at South Carolina	L	54-74	12327
01/16/2022	at Tennessee	L	58-84	10012
01/20/2022	Florida	L	52-77	3372
01/23/2022	Ole Miss	L	54-63	5204
01/25/2022	at Auburn	W	67-55	1780
01/27/2022	at Vanderbilt	L	57-65	1719
01/30/2022	at LSU	L	69-78	8734
02/06/2022	Texas A&M	Lot	64-73	3999



**2021-22 Kentucky Women's Basketball
Team Game-by-Game
All games**

Opponent	Date	Score	W	Total		3-Pointers		Free throws		Rebounds				PF	A	TO	BLK	STL	PTS	AVG
				FG-FGA	PCT	3FG-3FGA	PCT	FT-FTA	PCT	OFF	DEF	TOT	AVG							
Presbyterian	11/09/2021	81-53	W	34-65	.523	5-20	.250	8-19	.421	13	19	32	32.0	15	26	14	2	13	81	81.0
North Ala.	11/11/2021	98-56	W	40-78	.513	6-17	.353	12-21	.571	24	26	50	41.0	13	18	9	8	8	98	89.5
at Indiana	11/14/2021	67-88	L	27-65	.415	4-13	.308	9-15	.600	12	18	30	37.3	24	7	12	4	7	67	82.0
Winthrop	11/21/2021	92-47	W	38-77	.494	10-23	.435	6-12	.500	18	25	43	38.8	14	25	11	2	16	92	84.5
La Salle	11/27/2021	74-52	W	26-59	.441	8-19	.421	14-21	.667	11	29	40	39.0	13	19	11	9	4	74	82.4
West Virginia	12/01/2021	83-60	W	29-57	.509	11-19	.579	14-24	.583	13	30	43	39.7	15	21	19	10	7	83	82.5
Merrimack	12/05/2021	90-56	W	36-67	.537	6-17	.353	12-16	.750	7	25	32	38.6	11	30	12	4	13	90	83.6
DePaul	12/09/2021	85-94	L	32-70	.457	0-14	.000	21-26	.808	10	20	30	37.5	19	11	14	6	11	85	83.8
at Louisville	12/12/2021	58-64	L	21-54	.389	3-13	.231	13-20	.650	11	26	37	37.4	17	11	21	3	0	58	80.9
USC Upstate	12/19/2021	67-44	W	25-62	.403	3-12	.250	14-20	.700	17	22	39	37.6	11	19	15	6	14	67	79.5
Georgia	01/06/2022	84-76	W	35-67	.522	5-16	.313	9-13	.692	5	19	24	36.4	17	15	11	7	11	84	79.9
at South Carolina	01/09/2022	54-74	L	21-71	.296	7-18	.389	5-11	.455	13	24	37	36.4	10	13	10	5	9	54	77.8
at Tennessee	01/16/2022	58-84	L	25-57	.439	4-18	.222	4-8	.500	6	23	29	35.8	17	9	19	2	10	58	76.2
Florida	01/20/2022	52-77	L	18-66	.273	4-18	.222	12-16	.750	14	17	31	35.5	11	8	14	6	7	52	74.5
Ole Miss	01/23/2022	54-63	L	19-53	.358	0-6	.000	16-22	.727	10	24	34	35.4	17	6	18	7	3	54	73.1
at Auburn	01/25/2022	67-55	W	25-66	.379	7-21	.333	10-12	.833	16	27	43	35.9	16	12	11	5	10	67	72.8
at Vanderbilt	01/27/2022	57-65	L	21-55	.382	5-23	.217	10-12	.833	15	27	42	36.2	17	10	25	11	9	57	71.8
at LSU	01/30/2022	69-78	L	27-54	.500	7-17	.412	8-11	.727	9	26	35	36.2	22	8	19	6	3	69	71.7
Texas A&M	02/06/2022	64-73	Lot	23-59	.390	5-17	.294	13-18	.722	8	35	43	36.5	19	11	24	2	7	64	71.3
Total		1354		522-1202	.434	100-321	.312	210-317	.662	232	462	694	36.5	298	279	289	105	162	1354	71.3
Opponents		1259		479-1159	.413	111-312	.356	190-253	.751	229	480	709	37.3	315	277	343	60	121	1259	66.3

Kentucky Averages

Games Played	Points/game	FG Pct	3FG Pct	FT Pct	Rebounds/game	Assists/game	Turnovers/game	Assist/Turnover ratio	Steals/game	Blocks/game
19	71.3	43.4	31.2	66.2	36.5	14.7	15.2	1.0	8.5	5.5



**2021-22 Kentucky Women's Basketball
Opponents Game-by-Game
All games**

Opponent	Date	Score	W/L	Total		3-Pointers		Free throws		Rebounds				Other Stats						
				FG-FGA	PCT	3FG-3FGA	PCT	FT-FTA	PCT	OFF	DEF	TOT	AVG	PF	A	TO	BLK	STL	PTS	AVG
Presbyterian	11/09/2021	81-53	W	19-46	.413	3-14	.214	12-16	.750	8	23	31	31.0	19	11	25	0	5	53	53.0
North Ala.	11/11/2021	98-56	W	21-55	.382	8-24	.333	6-7	.857	9	18	27	29.0	17	13	21	0	2	56	54.5
at Indiana	11/14/2021	67-88	L	32-59	.542	6-11	.545	18-21	.857	11	29	40	32.7	18	18	14	3	5	88	65.7
Winthrop	11/21/2021	92-47	W	18-53	.340	6-19	.316	5-9	.556	9	23	32	32.5	12	11	28	2	5	47	61.0
La Salle	11/27/2021	74-52	W	19-65	.292	6-22	.273	8-10	.800	16	24	40	34.0	19	13	17	1	5	52	59.2
West Virginia	12/01/2021	83-60	W	23-62	.371	4-11	.364	10-16	.625	9	19	28	33.0	22	15	15	0	7	60	59.3
Merrimack	12/05/2021	90-56	W	22-57	.386	8-25	.320	4-5	.800	9	25	34	33.1	20	18	27	2	5	56	58.9
DePaul	12/09/2021	85-94	L	39-76	.513	7-22	.318	9-12	.750	19	27	46	34.8	22	25	20	2	7	94	63.3
at Louisville	12/12/2021	58-64	L	26-65	.400	4-13	.308	8-12	.667	13	24	37	35.0	18	9	13	6	10	64	63.3
USC Upstate	12/19/2021	67-44	W	19-48	.396	5-15	.333	1-3	.333	8	22	30	34.5	20	10	27	4	6	44	61.4
Georgia	01/06/2022	84-76	W	28-60	.467	2-10	.200	18-20	.900	12	26	38	34.8	14	15	19	4	8	76	62.7
at South Carolina	01/09/2022	54-74	L	31-69	.449	3-17	.176	9-12	.750	15	40	55	36.5	10	11	12	9	5	74	63.7
at Tennessee	01/16/2022	58-84	L	32-74	.432	10-20	.500	10-12	.833	21	29	50	37.5	11	19	18	2	9	84	65.2
Florida	01/20/2022	52-77	L	30-58	.517	7-15	.467	10-11	.909	12	36	48	38.3	18	18	22	9	5	77	66.1
Ole Miss	01/23/2022	54-63	L	25-65	.385	4-9	.444	9-12	.750	12	22	34	38.0	21	15	13	2	7	63	65.9
at Auburn	01/25/2022	67-55	W	18-54	.333	7-18	.389	12-16	.750	10	24	34	37.8	15	13	15	3	6	55	65.2
at Vanderbilt	01/27/2022	57-65	L	25-66	.379	7-17	.412	8-15	.533	17	19	36	37.6	10	13	14	1	11	65	65.2
at LSU	01/30/2022	69-78	L	28-64	.438	5-8	.625	17-24	.708	14	20	34	37.4	12	13	8	3	6	78	65.9
Texas A&M	02/06/2022	64-73	Lot	24-63	.381	9-22	.409	16-20	.800	5	30	35	37.3	17	17	15	7	7	73	66.3
Total		1259		479-1159	.413	111-312	.356	190-253	.751	229	480	709	37.3	315	277	343	60	121	1259	66.3
Kentucky		1354		522-1202	.434	100-321	.312	210-317	.662	232	462	694	36.5	298	279	289	105	162	1354	71.3

Opponents Averages

Games Played	Points/game	FG Pct	3FG Pct	FT Pct	Rebounds/game	Assists/game	Turnovers/game	Assist/Turnover ratio	Steals/game	Blocks/game
19	66.3	41.3	35.6	75.1	37.3	14.6	18.1	0.8	6.4	3.2