

Numerical Roster

NO.	NAME	PRONUNCIATION	POS.	CLASS	HT.	WT.	HOMETOWN (PREVIOUS SCHOOL)
0	Tyrin Lawrence		G	So.	6-4	195	Monticello, Ga. (Morgan County)
2	Scotty Pippen Jr.		G	Jr.	6-3	185	Los Angeles, Calif. (Sierra Canyon)
3	Rodney Chatman		G	Gr.	6-1	215	Lithonia, Ga. (Dayton)
4	Jordan Wright		G/F	Jr.	6-6	215	Baton Rouge, La. (Dunham)
5	Shane Dezonie	duh-ZOE-nee	G	Fr.	6-5	215	Tobyhanna, Pa. (Brewster Academy)
10	Myles Stute	STU-dee	F	So.	6-7	210	Washington, D.C. (Gonzaga College HS)
11	Gabe Dorsey		W	Fr.	6-6	215	Westminster, Md. (The Hill School)
12	Trey Thomas		G	So.	5-11	160	Durham, Ontario, Canada (Crestwood Prep)
15	Terren Frank		F	So.	6-8	240	Los Angeles, Calif. (TCU)
20	Max Adelman	AY-dul-min	G/F	So.	6-5	205	Memphis, Tenn. (The Hun School)
21	Liam Robbins		C	Gr.	7-0	250	Davenport, Iowa (Minnesota)
22	Graham Calton		G	Fr.	6-5	200	Charlotte, N.C. (Charlotte Latin School)
23	Jamaine Mann	juh-MAIN	G	So.	6-6	230	Hampton, Ga. (Gardner-Webb)
33	Drew Weikert	WHY-kert	G	Sr.	6-0	170	Nashville, Tenn. (Centre College)
42	Quentin Millora-Brown	mil-LORE-uh	F	Sr.	6-10	235	Lorton, Va. (Rice)

Coaching Staff

Head Coach – Jerry Stackhouse, third season (North Carolina, 1999)
Associate Head Coach – Ed Conroy, first season (The Citadel, 1989)
Associate Head Coach – Michael Curry, first season (Georgia Southern, 1990)
Assistant Coach – Adam Mazarei, third season (Redlands, 2006) - *muh-ZAHR-ee (rhymes with Ferrari)*

Support Staff

Chief of Staff – Adell Harris, third season (Wake Forest, 2002)
Special Assistant to the Head Coach – Nicki Gross, third season (Seton Hall, 2011)
General Manager – Andy Fox, third season (Cornell [Iowa], 2004; Tennessee, 2006)
Director of Player Personnel – Joey Cantafio, first season (Hampden-Sydney College, 2011)
Director of Scouting and Recruiting – James Strong, fourth season (Vanderbilt, 2000)
Director of Operations – Shasha Brown, third season (Wesleyan, 2013)
Digital and Video Coordinator – Patrick Reilingh, first season (Louisville, 2014; Louisville, 2016)
Strength and Conditioning – Dr. Carlos Daniel, third season (Washington State, 1998)
Athletic Trainer – Brandon Wells, fourth season (UW Stevens Point, 2007)

Roster Breakdown

Academic Class Year

Freshmen (3): Calton, Dezonie, Dorsey
 Sophomores (5): Adelman, Frank, Lawrence, Stute, Thomas
 Juniors (2): Pippen Jr., Wright
 Seniors (2): Millora-Brown, Weikert Graduates (2): Chatman, Robbins

State/Country


California (2): Frank, Pippen Jr. Georgia (3): Chatman, Lawrence, Mann
 Iowa (1): Robbins Louisiana (1): Wright
 Maryland (1): Dorsey North Carolina (1): Calton
 Pennsylvania (1): Dezonie Tennessee (2): Adelman and Weikert
 Virginia (1): Millora-Brown Washington, D.C. (1): Stute
 --
 Canada (1): Thomas

Major

Human and Organizational Development (1): Wright
 Human Development Studies (2): Chatman, Robbins
 Medicine, Health and Society (1): Weikert
 Mechanical Engineering (1): Millora-Brown
 Sociology (1): Pippen Jr.

All-America Candidate

Scotty Pippen Jr.
@spippenjr | #SP2
Guard • 6-3/ 185
Los Angeles, Calif. • Sierra Canyon



2021-22 Preseason Accolades



- ★ Preseason SEC Player of the Year
- ★ NABC Player of the Year watch list
- ★ Wooden Award watch list
- ★ Naismith Trophy watch list
- ★ Bob Cousy Award preseason watch list
- ★ Lute Olson National Player of the Year watch list
- ★ Preseason First-Team All-SEC (media and coaches)
- ★ Nation's leading returning scorer among Power 5 student-athletes (20.8 ppg)


Big Pip Energy

- ★ Scored 1,000th career point on Dec. 18, 2021 versus Austin Peay
- ★ 20.8 ppg and 4.9 apg in 2020-21 as a sophomore last season
- ★ Since 2001-02 one of just six power conference underclassmen to average at least 20.0 ppg & 4.0 apg (James Harden, Markelle Fultz, Shamorie Ponds, Trae Young, RJ Barrett)
- ★ School scoring record for a sophomore (20.8 ppg) and was third in the NCAA among sophomores in scoring—first among power conference players.
- ★ Finished ninth in school history with 4.9 assists per game last season, was seventh all-time among Vandy sophomores with 457 points, and finished with the 10th-most assists (107) by a sophomore at Vanderbilt.
- ★ Seventh nationally in 2020-21 142 made free throws and third in the NCAA with 6.5 made free throws per game. Only five players in the country got to the line more often than Pippen's 7.6 free throw attempts per game.

Highlights

- ★ Season-high 32 points against Kentucky (1/11/22)
- ★ 23 points and nine assists in win over Georgia (1/29/22)
- ★ Career-high 36 points in win at Cincinnati (3/4/21) as a sophomore
- ★ 29 points on career-high eight 3-pointers at SMU (12/4/21) as a junior
- ★ 32 points and six assists at Florida (12/30/20) as a sophomore
- ★ Double-double with 18 points and 12 assists versus Mississippi State (1/9/21) as a sophomore
- ★ 2021 All-SEC First Team
- ★ 2021 Associated Press All-SEC First Team
- ★ 2021 NABC All-District First Team
- ★ 2021 Tennessee Sports Writers Association State Player of the Year

0		TYRIN LAWRENCE • Sophomore • Guard • 6-4 • 195 • Monticello, Ga. • Morgan County	<ul style="list-style-type: none"> • Missed most of last season due to knee injury • One of four Dores to score 20+ points in a game in '21-22 • Three-time regional champion in high school • 2019 AAA State Player of the Year in Georgia 	CAREER HIGHS	AVERAGES <table border="1"> <thead> <tr> <th></th> <th>GP-GS</th> <th>MIN/G</th> <th>FG%</th> <th>3FG%</th> <th>FT%</th> <th>R/G</th> <th>A/G</th> <th>STL</th> <th>BLK</th> <th>PTS/G</th> </tr> </thead> <tbody> <tr> <td>21-22</td> <td>20-9</td> <td>16.6</td> <td>.390</td> <td>.156</td> <td>.667</td> <td>2.5</td> <td>0.9</td> <td>14</td> <td>3</td> <td>4.3</td> </tr> <tr> <td>CAREER</td> <td>27-14</td> <td>15.6</td> <td>.411</td> <td>.132</td> <td>.667</td> <td>2.4</td> <td>1.0</td> <td>18</td> <td>3</td> <td>3.9</td> </tr> </tbody> </table>		GP-GS	MIN/G	FG%	3FG%	FT%	R/G	A/G	STL	BLK	PTS/G	21-22	20-9	16.6	.390	.156	.667	2.5	0.9	14	3	4.3	CAREER	27-14	15.6	.411	.132	.667	2.4	1.0	18	3	3.9
				GP-GS		MIN/G	FG%	3FG%	FT%	R/G	A/G	STL	BLK	PTS/G																								
21-22	20-9	16.6	.390	.156	.667	2.5	0.9	14	3	4.3																												
CAREER	27-14	15.6	.411	.132	.667	2.4	1.0	18	3	3.9																												
2		SCOTTY PIPPEN JR. • Junior • Guard • 6-3 • 185 • Los Angeles, Calif. • Sierra Canyon	<ul style="list-style-type: none"> • SEC Preseason Player of the Year; All-America candidate • SEC's second leading scorer: 18.6 points per game • Vandy sophomore record 20.8 ppg last season (16th in D-1) • 2022 Watch lists: NABC POY; Bob Cousy, Naismith Trophy 	CAREER HIGHS	AVERAGES <table border="1"> <thead> <tr> <th></th> <th>GP-GS</th> <th>MIN/G</th> <th>FG%</th> <th>3FG%</th> <th>FT%</th> <th>R/G</th> <th>A/G</th> <th>STL</th> <th>BLK</th> <th>PTS/G</th> </tr> </thead> <tbody> <tr> <td>21-22</td> <td>20-20</td> <td>31.2</td> <td>.424</td> <td>.321</td> <td>.725</td> <td>3.6</td> <td>3.4</td> <td>34</td> <td>4</td> <td>18.6</td> </tr> <tr> <td>CAREER</td> <td>74-73</td> <td>30.7</td> <td>.415</td> <td>.347</td> <td>.761</td> <td>3.0</td> <td>3.9</td> <td>108</td> <td>12</td> <td>16.4</td> </tr> </tbody> </table>		GP-GS	MIN/G	FG%	3FG%	FT%	R/G	A/G	STL	BLK	PTS/G	21-22	20-20	31.2	.424	.321	.725	3.6	3.4	34	4	18.6	CAREER	74-73	30.7	.415	.347	.761	3.0	3.9	108	12	16.4
	GP-GS	MIN/G	FG%	3FG%	FT%	R/G	A/G	STL	BLK	PTS/G																												
21-22	20-20	31.2	.424	.321	.725	3.6	3.4	34	4	18.6																												
CAREER	74-73	30.7	.415	.347	.761	3.0	3.9	108	12	16.4																												
3		RODNEY CHATMAN • Graduate Student • Guard • 6-1 • 215 • Lithonia, Ga. • Lithonia / University of Dayton	<ul style="list-style-type: none"> • Missed 14 games this season (knee/hamstring); 6th college season • Starter on '19-20 Dayton - 29-2 - No. 3; 7.7 ppg, 3.2 apg • 1st 2 seasons at Chattanooga; sit 1, play 2 at Dayton • Shared award for Dayton's top defender 	CAREER HIGHS	AVERAGES <table border="1"> <thead> <tr> <th></th> <th>GP-GS</th> <th>MIN/G</th> <th>FG%</th> <th>3FG%</th> <th>FT%</th> <th>R/G</th> <th>A/G</th> <th>STL</th> <th>BLK</th> <th>PTS/G</th> </tr> </thead> <tbody> <tr> <td>21-22</td> <td>6-5</td> <td>21.2</td> <td>.385</td> <td>.375</td> <td>.700</td> <td>2.2</td> <td>1.5</td> <td>6</td> <td>1</td> <td>5.5</td> </tr> <tr> <td>CAREER</td> <td>6-5</td> <td>21.2</td> <td>.385</td> <td>.375</td> <td>.700</td> <td>2.2</td> <td>1.5</td> <td>6</td> <td>1</td> <td>5.5</td> </tr> </tbody> </table> <p>* CAREER NUMBERS AT VANDERBILT ONLY</p>		GP-GS	MIN/G	FG%	3FG%	FT%	R/G	A/G	STL	BLK	PTS/G	21-22	6-5	21.2	.385	.375	.700	2.2	1.5	6	1	5.5	CAREER	6-5	21.2	.385	.375	.700	2.2	1.5	6	1	5.5
	GP-GS	MIN/G	FG%	3FG%	FT%	R/G	A/G	STL	BLK	PTS/G																												
21-22	6-5	21.2	.385	.375	.700	2.2	1.5	6	1	5.5																												
CAREER	6-5	21.2	.385	.375	.700	2.2	1.5	6	1	5.5																												
4		JORDAN WRIGHT • Junior • Guard/Forward • 6-6 • 215 • Baton Rouge, La. • Dunham	<ul style="list-style-type: none"> • Part of Stackhouse's 1st signing class • Stackhouse: "He's the epitome of a Vanderbilt man." • Dropped 20 lbs in offseason w/nutritionist & conditioning coach • Summa Cum Laude in HS; 2-time SEC All-Academic 	CAREER HIGH	AVERAGES <table border="1"> <thead> <tr> <th></th> <th>GP-GS</th> <th>MIN/G</th> <th>FG%</th> <th>3FG%</th> <th>FT%</th> <th>R/G</th> <th>A/G</th> <th>STL</th> <th>BLK</th> <th>PTS/G</th> </tr> </thead> <tbody> <tr> <td>21-22</td> <td>20-20</td> <td>30.4</td> <td>.394</td> <td>.338</td> <td>.821</td> <td>5.8</td> <td>2.0</td> <td>30</td> <td>2</td> <td>12.3</td> </tr> <tr> <td>CAREER</td> <td>74-41</td> <td>22.8</td> <td>.418</td> <td>.299</td> <td>.753</td> <td>4.1</td> <td>1.4</td> <td>80</td> <td>18</td> <td>8.4</td> </tr> </tbody> </table>		GP-GS	MIN/G	FG%	3FG%	FT%	R/G	A/G	STL	BLK	PTS/G	21-22	20-20	30.4	.394	.338	.821	5.8	2.0	30	2	12.3	CAREER	74-41	22.8	.418	.299	.753	4.1	1.4	80	18	8.4
	GP-GS	MIN/G	FG%	3FG%	FT%	R/G	A/G	STL	BLK	PTS/G																												
21-22	20-20	30.4	.394	.338	.821	5.8	2.0	30	2	12.3																												
CAREER	74-41	22.8	.418	.299	.753	4.1	1.4	80	18	8.4																												
5		SHANE DEZONIE • Freshman • Guard • 6-5 • 215 • Tobyhanna, Pa. • Brewster Academy (N.H.) • Pronounced duh-ZOE-nee	<ul style="list-style-type: none"> • Four-star recruit by 247Sports & Rivals; Top 100 recruit by Rivals • Signed NLI with Arizona; decommitted after coaching change • Sr. HS season at Brewster Acad.; Jr. at Huntington Prep (W.V.) • Fr. & So. HS seasons at Hudson Catholic (N.J.) 	CAREER HIGH	AVERAGES <table border="1"> <thead> <tr> <th></th> <th>GP-GS</th> <th>MIN/G</th> <th>FG%</th> <th>3FG%</th> <th>FT%</th> <th>R/G</th> <th>A/G</th> <th>STL</th> <th>BLK</th> <th>PTS/G</th> </tr> </thead> <tbody> <tr> <td>21-22</td> <td>19-2</td> <td>13.6</td> <td>.444</td> <td>.579</td> <td>.833</td> <td>2.1</td> <td>0.8</td> <td>9</td> <td>1</td> <td>3.2</td> </tr> <tr> <td>CAREER</td> <td>19-2</td> <td>13.6</td> <td>.444</td> <td>.579</td> <td>.833</td> <td>2.1</td> <td>0.8</td> <td>9</td> <td>1</td> <td>3.2</td> </tr> </tbody> </table>		GP-GS	MIN/G	FG%	3FG%	FT%	R/G	A/G	STL	BLK	PTS/G	21-22	19-2	13.6	.444	.579	.833	2.1	0.8	9	1	3.2	CAREER	19-2	13.6	.444	.579	.833	2.1	0.8	9	1	3.2
	GP-GS	MIN/G	FG%	3FG%	FT%	R/G	A/G	STL	BLK	PTS/G																												
21-22	19-2	13.6	.444	.579	.833	2.1	0.8	9	1	3.2																												
CAREER	19-2	13.6	.444	.579	.833	2.1	0.8	9	1	3.2																												
10		MYLES STUTE • Sophomore • Forward • 6-7 • 210 • Washington, D.C. • Gonzaga College High School • Pronounced STEW-dee	<ul style="list-style-type: none"> • Long, athletic wing with 3-point shooting ability • Grew up in Minnesota; moved to DC prior to high school • First job - custodian at neighborhood barbershop at age 11 • Played cello growing up 	CAREER HIGH	AVERAGES <table border="1"> <thead> <tr> <th></th> <th>GP-GS</th> <th>MIN/G</th> <th>FG%</th> <th>3FG%</th> <th>FT%</th> <th>R/G</th> <th>A/G</th> <th>STL</th> <th>BLK</th> <th>PTS/G</th> </tr> </thead> <tbody> <tr> <td>21-22</td> <td>20-18</td> <td>22.4</td> <td>.439</td> <td>.406</td> <td>.769</td> <td>3.3</td> <td>0.5</td> <td>14</td> <td>9</td> <td>8.4</td> </tr> <tr> <td>CAREER</td> <td>41-21</td> <td>18.6</td> <td>.382</td> <td>.358</td> <td>.765</td> <td>2.8</td> <td>0.5</td> <td>20</td> <td>11</td> <td>6.0</td> </tr> </tbody> </table>		GP-GS	MIN/G	FG%	3FG%	FT%	R/G	A/G	STL	BLK	PTS/G	21-22	20-18	22.4	.439	.406	.769	3.3	0.5	14	9	8.4	CAREER	41-21	18.6	.382	.358	.765	2.8	0.5	20	11	6.0
	GP-GS	MIN/G	FG%	3FG%	FT%	R/G	A/G	STL	BLK	PTS/G																												
21-22	20-18	22.4	.439	.406	.769	3.3	0.5	14	9	8.4																												
CAREER	41-21	18.6	.382	.358	.765	2.8	0.5	20	11	6.0																												
11		GABE DORSEY • Freshman • Wing • 6-6 • 215 • Westminster, Md. • The Hill School	<ul style="list-style-type: none"> • Four-star recruit by 247Sports • Hill School record for 3s in a season (78) and career 3s (184) • Brother, Caleb, plays basketball at Penn State • Father, Stephen, played basketball at VMI and Towson 	CAREER HIGH	AVERAGES <table border="1"> <thead> <tr> <th></th> <th>GP-GS</th> <th>MIN/G</th> <th>FG%</th> <th>3FG%</th> <th>FT%</th> <th>R/G</th> <th>A/G</th> <th>STL</th> <th>BLK</th> <th>PTS/G</th> </tr> </thead> <tbody> <tr> <td>21-22</td> <td>16-2</td> <td>6.7</td> <td>.154</td> <td>.095</td> <td>.000</td> <td>0.3</td> <td>0.1</td> <td>0</td> <td>1</td> <td>0.6</td> </tr> <tr> <td>CAREER</td> <td>16-2</td> <td>6.7</td> <td>.154</td> <td>.095</td> <td>.000</td> <td>0.3</td> <td>0.1</td> <td>0</td> <td>1</td> <td>0.6</td> </tr> </tbody> </table>		GP-GS	MIN/G	FG%	3FG%	FT%	R/G	A/G	STL	BLK	PTS/G	21-22	16-2	6.7	.154	.095	.000	0.3	0.1	0	1	0.6	CAREER	16-2	6.7	.154	.095	.000	0.3	0.1	0	1	0.6
	GP-GS	MIN/G	FG%	3FG%	FT%	R/G	A/G	STL	BLK	PTS/G																												
21-22	16-2	6.7	.154	.095	.000	0.3	0.1	0	1	0.6																												
CAREER	16-2	6.7	.154	.095	.000	0.3	0.1	0	1	0.6																												
12		TREY THOMAS • Sophomore • Guard • 5-11 • 160 • Durham, Ontario, Canada • Crestwood Prep	<ul style="list-style-type: none"> • One of two Commodores to play all 25 games in 2020-21 • Led all SEC freshmen in 3-pt. percentage (.398) last season • Played basketball and volleyball in high school • Set HS conference record with 52 points in a game. 	CAREER HIGH	AVERAGES <table border="1"> <thead> <tr> <th></th> <th>GP-GS</th> <th>MIN/G</th> <th>FG%</th> <th>3FG%</th> <th>FT%</th> <th>R/G</th> <th>A/G</th> <th>STL</th> <th>BLK</th> <th>PTS/G</th> </tr> </thead> <tbody> <tr> <td>21-22</td> <td>20-0</td> <td>19.1</td> <td>.344</td> <td>.319</td> <td>.800</td> <td>1.2</td> <td>1.0</td> <td>9</td> <td>1</td> <td>6.5</td> </tr> <tr> <td>CAREER</td> <td>45-3</td> <td>18.6</td> <td>.354</td> <td>.359</td> <td>.763</td> <td>1.4</td> <td>0.9</td> <td>24</td> <td>1</td> <td>6.2</td> </tr> </tbody> </table>		GP-GS	MIN/G	FG%	3FG%	FT%	R/G	A/G	STL	BLK	PTS/G	21-22	20-0	19.1	.344	.319	.800	1.2	1.0	9	1	6.5	CAREER	45-3	18.6	.354	.359	.763	1.4	0.9	24	1	6.2
	GP-GS	MIN/G	FG%	3FG%	FT%	R/G	A/G	STL	BLK	PTS/G																												
21-22	20-0	19.1	.344	.319	.800	1.2	1.0	9	1	6.5																												
CAREER	45-3	18.6	.354	.359	.763	1.4	0.9	24	1	6.2																												
15		TERREN FRANK • Sophomore • Forward • 6-8 • 240 • Los Angeles, Calif. • Sierra Canyon / TCU	<ul style="list-style-type: none"> • Freshman season at TCU, averaging 1.9 ppg, 0.9 rpg • HS teammate of Scotty Pippen Jr. - All-league as senior • Father, Tellis Frank, played 5 NBA seasons - Heat & T-Wolves • Four-star recruit and No. 90 in ESPN Top 100 	CAREER HIGH	AVERAGES <table border="1"> <thead> <tr> <th></th> <th>GP-GS</th> <th>MIN/G</th> <th>FG%</th> <th>3FG%</th> <th>FT%</th> <th>R/G</th> <th>A/G</th> <th>STL</th> <th>BLK</th> <th>PTS/G</th> </tr> </thead> <tbody> <tr> <td>21-22</td> <td>19-0</td> <td>11.7</td> <td>.319</td> <td>.158</td> <td>.615</td> <td>1.9</td> <td>0.2</td> <td>6</td> <td>4</td> <td>2.2</td> </tr> <tr> <td>CAREER</td> <td>19-0</td> <td>11.7</td> <td>.319</td> <td>.158</td> <td>.615</td> <td>1.9</td> <td>0.2</td> <td>6</td> <td>4</td> <td>2.2</td> </tr> </tbody> </table> <p>* CAREER NUMBERS AT VANDERBILT ONLY</p>		GP-GS	MIN/G	FG%	3FG%	FT%	R/G	A/G	STL	BLK	PTS/G	21-22	19-0	11.7	.319	.158	.615	1.9	0.2	6	4	2.2	CAREER	19-0	11.7	.319	.158	.615	1.9	0.2	6	4	2.2
	GP-GS	MIN/G	FG%	3FG%	FT%	R/G	A/G	STL	BLK	PTS/G																												
21-22	19-0	11.7	.319	.158	.615	1.9	0.2	6	4	2.2																												
CAREER	19-0	11.7	.319	.158	.615	1.9	0.2	6	4	2.2																												
21		LIAM ROBBINS • Graduate Student • Center • 7-0 • 250 • Davenport, Iowa • Assumption HS / University of Minnesota	<ul style="list-style-type: none"> • Out (Foot); 2-time Kareem Abdul-Jabbar Preseason list ('20, '21) • Fr. & So. at Drake; 2020 All-MVC 2nd team, all-defensive team • Jr. season at Minnesota, 11.7 ppg, 6.6 rpg, 2.7 bpg (10th in D-1) • 12th among active D-1 with 196 career blocks 	CAREER HIGH	AVERAGES <table border="1"> <thead> <tr> <th></th> <th>GP-GS</th> <th>MIN/G</th> <th>FG%</th> <th>3FG%</th> <th>FT%</th> <th>R/G</th> <th>A/G</th> <th>STL</th> <th>BLK</th> <th>PTS/G</th> </tr> </thead> <tbody> <tr> <td>21-22</td> <td>29</td> <td>29</td> <td>.344</td> <td>.250</td> <td>.680</td> <td>5.4</td> <td>0/8</td> <td>45</td> <td>196</td> <td>10.0</td> </tr> <tr> <td>CAREER</td> <td>88-59</td> <td>20.9</td> <td>.473</td> <td>.283</td> <td>.680</td> <td>5.4</td> <td>0/8</td> <td>45</td> <td>196</td> <td>10.0</td> </tr> </tbody> </table>		GP-GS	MIN/G	FG%	3FG%	FT%	R/G	A/G	STL	BLK	PTS/G	21-22	29	29	.344	.250	.680	5.4	0/8	45	196	10.0	CAREER	88-59	20.9	.473	.283	.680	5.4	0/8	45	196	10.0
	GP-GS	MIN/G	FG%	3FG%	FT%	R/G	A/G	STL	BLK	PTS/G																												
21-22	29	29	.344	.250	.680	5.4	0/8	45	196	10.0																												
CAREER	88-59	20.9	.473	.283	.680	5.4	0/8	45	196	10.0																												
23		JAMAINE MANN • Sophomore • Forward • 6-6 • 230 • Hampton, Ga. • Dutchtown / Gardner-Webb University • Pronounced juh-MAIN	<ul style="list-style-type: none"> • Fr. season at Gardner-Webb University - 6.8 ppg, 5.3 rpg • Double-double (15 p, 10 r) in Vandy debut vs. Alabama State • Three-star prospect by 247Sports and Rivals • 2019-20 Southside Metro Player of the Year by AJC 	CAREER HIGH	AVERAGES <table border="1"> <thead> <tr> <th></th> <th>GP-GS</th> <th>MIN/G</th> <th>FG%</th> <th>3FG%</th> <th>FT%</th> <th>R/G</th> <th>A/G</th> <th>STL</th> <th>BLK</th> <th>PTS/G</th> </tr> </thead> <tbody> <tr> <td>21-22</td> <td>17-1</td> <td>18.1</td> <td>.492</td> <td>.111</td> <td>.560</td> <td>4.5</td> <td>0.3</td> <td>12</td> <td>11</td> <td>5.5</td> </tr> <tr> <td>CAREER</td> <td>17-1</td> <td>18.1</td> <td>.492</td> <td>.111</td> <td>.560</td> <td>4.5</td> <td>0.3</td> <td>12</td> <td>11</td> <td>5.5</td> </tr> </tbody> </table> <p>* CAREER NUMBERS AT VANDERBILT ONLY</p>		GP-GS	MIN/G	FG%	3FG%	FT%	R/G	A/G	STL	BLK	PTS/G	21-22	17-1	18.1	.492	.111	.560	4.5	0.3	12	11	5.5	CAREER	17-1	18.1	.492	.111	.560	4.5	0.3	12	11	5.5
	GP-GS	MIN/G	FG%	3FG%	FT%	R/G	A/G	STL	BLK	PTS/G																												
21-22	17-1	18.1	.492	.111	.560	4.5	0.3	12	11	5.5																												
CAREER	17-1	18.1	.492	.111	.560	4.5	0.3	12	11	5.5																												
33		DREW WEIKERT • Senior • Guard • 6-0 • 170 • Nashville, Tenn. • Montgomery Bell Academy / Centre College • Pronounced WHY-kert	<ul style="list-style-type: none"> • Former walk-on, on scholarship Christmas Eve 2021 in Hawaii • Vandy ties: Father played basketball, mother was cheerleader • First career start against Tennessee (1/18/22) • Played freshman season at D-III Centre College 	CAREER HIGH	AVERAGES <table border="1"> <thead> <tr> <th></th> <th>GP-GS</th> <th>MIN/G</th> <th>FG%</th> <th>3FG%</th> <th>FT%</th> <th>R/G</th> <th>A/G</th> <th>STL</th> <th>BLK</th> <th>PTS/G</th> </tr> </thead> <tbody> <tr> <td>21-22</td> <td>8-3</td> <td>9.3</td> <td>.400</td> <td>.333</td> <td>1.000</td> <td>0.8</td> <td>0.4</td> <td>4</td> <td>0</td> <td>1.6</td> </tr> <tr> <td>CAREER</td> <td>14-3</td> <td>6.9</td> <td>.438</td> <td>.250</td> <td>1.000</td> <td>0.6</td> <td>0.4</td> <td>6</td> <td>0</td> <td>1.4</td> </tr> </tbody> </table> <p>* CAREER NUMBERS AT VANDERBILT ONLY</p>		GP-GS	MIN/G	FG%	3FG%	FT%	R/G	A/G	STL	BLK	PTS/G	21-22	8-3	9.3	.400	.333	1.000	0.8	0.4	4	0	1.6	CAREER	14-3	6.9	.438	.250	1.000	0.6	0.4	6	0	1.4
	GP-GS	MIN/G	FG%	3FG%	FT%	R/G	A/G	STL	BLK	PTS/G																												
21-22	8-3	9.3	.400	.333	1.000	0.8	0.4	4	0	1.6																												
CAREER	14-3	6.9	.438	.250	1.000	0.6	0.4	6	0	1.4																												
42		QUENTIN MILLORA-BROWN • Senior • Forward • 6-10 • 235 • Lorton, Va. • South County / Rice University • Pronounced mil-LORE-uh	<ul style="list-style-type: none"> • Fr. season at Rice - 7.2 ppg, 5.9 rpg, 1.2 bpg • Mechanical engineering major; 1 Vandy double-double, 3 at Rice • Constructing mechanical elephant for Nashville Zoo • Participated in fencing and basketball growing up 	CAREER HIGH	AVERAGES <table border="1"> <thead> <tr> <th></th> <th>GP-GS</th> <th>MIN/G</th> <th>FG%</th> <th>3FG%</th> <th>FT%</th> <th>R/G</th> <th>A/G</th> <th>STL</th> <th>BLK</th> <th>PTS/G</th> </tr> </thead> <tbody> <tr> <td>21-22</td> <td>20-20</td> <td>24.1</td> <td>.639</td> <td>.000</td> <td>.435</td> <td>5.7</td> <td>1.4</td> <td>12</td> <td>26</td> <td>5.6</td> </tr> <tr> <td>CAREER</td> <td>39-28</td> <td>18.9</td> <td>.661</td> <td>.000</td> <td>.413</td> <td>4.4</td> <td>1.0</td> <td>15</td> <td>31</td> <td>4.4</td> </tr> </tbody> </table> <p>* CAREER NUMBERS AT VANDERBILT ONLY</p>		GP-GS	MIN/G	FG%	3FG%	FT%	R/G	A/G	STL	BLK	PTS/G	21-22	20-20	24.1	.639	.000	.435	5.7	1.4	12	26	5.6	CAREER	39-28	18.9	.661	.000	.413	4.4	1.0	15	31	4.4
	GP-GS	MIN/G	FG%	3FG%	FT%	R/G	A/G	STL	BLK	PTS/G																												
21-22	20-20	24.1	.639	.000	.435	5.7	1.4	12	26	5.6																												
CAREER	39-28	18.9	.661	.000	.413	4.4	1.0	15	31	4.4																												



JERRY STACKHOUSE

- ★ Third Season
- ★ North Carolina (1999)
- ★ 28th Head Coach in program history
- ★ Native of Kinston, North Carolina

QUOTABLE

★ "Jerry Stackhouse is one of the outstanding emerging coaches in college basketball. His offense and his schemes are just impeccable. Vanderbilt runs great offense. I'm not sure there's a team in the SEC that runs better stuff than Jerry Stackhouse's Vanderbilt Commodores."

★ **Jay Bilas** on Jerry Stackhouse (Jan. 11, 2022)

★ "We really want to help Scotty. I want to make it our business to make Scotty a first round pick."

★ **Jerry Stackhouse** on Scotty Pippen Jr. returning for his jr. season

★ "I'm going to be suited and booted. Coach Dean Smith approached it as a business, and I'm going to always honor him by wearing suits on the sideline."

★ **Jerry Stackhouse** on his suits during games

OTHER

- ★ Enjoys grilling and has held multiple tailgates at Vanderbilt football games for fans
- ★ Has performed the National Anthem at Vanderbilt baseball games as well as other events

VANDERBILT CAREER

★ Overall: 31-46	YEAR	RECORD	SEC	SEC TOUR
★ SEC: 9-33	2019-20	11-21	3-15	0-1
★ SEC Tournament: 1-2	2020-21	9-16	3-13	1-1
	2021-22	11-9	3-5	0-0

EDUCATION

- ★ North Carolina (1999) - Bachelor's Degree in African American Studies
- ★ Harvard Business School (2017) - Business of Entertainment, Media and Sports executive education program

PREVIOUS COACHING STOPS

YEAR	TEAM	POSITION	RECORD	NOTE
2015-16	Toronto Raptors (NBA)	Assistant Coach		
2016-17	Raptors 905 (G-League)	Head Coach	39-11	G-League Champions
2017-18	Raptors 905 (G-League)	Head Coach	31-19	G-League Finals
2018-19	Memphis Grizzlies (NBA)	Assistant Coach		

NOTES

- ★ One of **3** active NCAA Division I head coaches who was a top three of the NBA Draft pick.
 - ★ Jerry Stackhouse 3rd - 1995; Penny Hardaway 3rd - 1993; Patrick Ewing 1st - 1985
- ★ One of **7** active NCAA Division I head coaches who was consensus First Team All-Americans in college
 - ★ Jerry Stackhouse (Vanderbilt), Steve Alford (Nevada), Johnny Dawkins (UCF)
 - ★ Juan Dixon (Coppin State), Patrick Ewing (Georgetown), Penny Hardaway (Memphis)
 - ★ Bobby Hurley (Arizona State)
- ★ One of **24** active NCAA Division I head coaches who played in a Final Four
- ★ Had **2** players selected in the 2020 NBA Draft during his time at Vanderbilt
 - ★ Aaron Nesmith (Boston Celtics - 1st round - 14th overall)
 - ★ Saben Lee (Utah Jazz - 2nd round - 38th overall) *Lee plays for Detroit Pistons
- ★ Coached future NBA stars Pascal Siakam and Fred VanVleet during time as head coach of the G-League's Raptors 905
- ★ Only Michael Jordan teammate to finish a season with a higher scoring average than Jordan. Stackhouse averaged 21.5 points per game for the Washington Wizards during the 2003-04 season, while Jordan - in his final NBA season - put up 20.0 per game.

COLLEGE PLAYING CAREER

- ★ Played for legendary coach Dean Smith at North Carolina
- ★ 19.2 points and 8.2 rebounds per game as a sophomore in 1994-95
- ★ 1995 Sports Illustrated National Player of the Year
- ★ 1995 First Team All-America and First Team All-ACC
- ★ Led UNC to the 1995 NCAA Final Four

PRO CAREER

- ★ Third overall pick in the 1995 NBA Draft by the Philadelphia 76ers
- ★ Played 18 NBA seasons for eight teams (Philadelphia, Detroit, Washington, Dallas, Milwaukee, Miami, Atlanta, Brooklyn)
- ★ Two-time NBA All-Star with Detroit Pistons (2000, 2001)
- ★ Averaged 29.8 points per game during the 2000-01 season with Detroit
- ★ Played in the 2006 NBA Finals with Dallas

2021-22 Starting Lineup Records

Pippen, Lawrence, Wright, Stute, Millora-Brown (5-4)
 Pippen, Dorsey, Wright, Mann, Millora-Brown (1-0)
 Pippen, Dorsey, Chatman, Wright, Millora-Brown (1-0)
 Pippen, Stute, Chatman, Wright, Millora-Brown (3-1)
 Pippen, Dezonie, Stute, Wright, Millora-Brown (1-1)
 Pippen Weikert, Stute, Wright, Millora-Brown (0-3)

Career highlights

★ 10-19 POINTS	SEASON	CAREER
#0 Tyrin Lawrence	1	1
#2 Scotty Pippen Jr.	9	39
#3 Rodney Chatman	2	44
#4 Jordan Wright	11	26
#5 Shane Dezonie	1	1
#10 Myles Stute	5	8
#12 Trey Thomas	5	11
#21 Liam Robbins	0	35
#23 Jamaine Mann	2	9
#42 Quentin Millora-Brown	2	13

★ 20-29 POINTS	SEASON	CAREER
#0 Tyrin Lawrence	1	1
#2 Scotty Pippen Jr.	7	19
#3 Rodney Chatman	0	6
#4 Jordan Wright	2	3
#10 Myles Stute	1	1
#21 Liam Robbins	0	9
#42 Quentin Millora-Brown	0	1

★ 30+ POINTS	SEASON	CAREER
#2 Scotty Pippen Jr.	2	5

★ DOUBLE-DOUBLES	SEASON	CAREER
#2 Scotty Pippen Jr.	0	1
#3 Rodney Chatman	0	1
#4 Jordan Wright	3	4
#21 Liam Robbins	0	10
#23 Jamaine Mann	1	2
#42 Quentin Millora-Brown	1	5

Vanderbilt Quick Facts

Location	Nashville, Tenn.
Founded	1873
Enrollment	6,781
School Colors	Black and Gold
Chancellor	Daniel Diermeier
Athletics Director	Dr. Candice Lee
Conference	Southeastern (SEC)
Arena	Memorial Gym (14,326)
First Year of MBB	1900

Commodores in the NBA

★ Vanderbilt has five active NBA players. Aaron Nesmith (Celtics), Saban Lee (Pistons), Darius Garland (Cavaliers), Luke Kornet (Bucks) Damian Jones (Kings) represent the Commodores.
 ★ In the 2020 NBA Draft, Nesmith was selected 14th overall by the Boston Celtics, while Lee was selected 38th overall by the Detroit Pistons. It marked the first time a pair of Vanderbilt players were selected in the NBA Draft since 2016.

Vandy in 2021-22

★ **BIGGEST LEAD**
 39 vs. MVSU (Nov. 29), 75-36, 0:42 of 2nd
 ★ **BIGGEST DEFICIT**
 28 vs. Kentucky (Jan. 11), 6:14 of 2nd

★ **BIGGEST LEAD IN A LOSS**
 12 at SMU (Dec. 4)
 ★ **BIGGEST DEFICIT IN A WIN**
 14 at Georgia (Jan. 15)

★ **BIGGEST HALFTIME LEAD**
 15 vs. Alabama State (Nov. 10)
 ★ **BIGGEST HALFTIME DEFICIT**
 13 vs. Kentucky (Jan. 11)

★ **BIGGEST HALFTIME LEAD BLOWN**
 12 at SMU (Dec. 4)
 ★ **BIGGEST HALFTIME DEFICIT ERASED**
 8 at Georgia (Jan. 15)

★ **MOST POINTS IN A HALF**
 49 (2x, last) vs. MVSU (Nov. 29)
 ★ **FEWEST POINTS IN A HALF**
 14 at Florida (Jan. 22)

★ **MOST POINTS ALLOWED IN A HALF**
 56 at SMU (Dec. 4)
 ★ **FEWEST POINTS ALLOWED IN A HALF**
 17 vs. MVSU (Nov. 29)

★ **BIGGEST MARGIN OF VICTORY**
 39 vs. MVSU (Nov. 29)
 ★ **BIGGEST MARGIN OF DEFEAT**
 19 at Florida (Jan. 22)

ENTERING THE 2021-22 SEASON

All-Time Record	1,631-1,194 (.577)
SEC Record	257-262 (.496)
Record at Memorial	818-254 (.769)
NCAA Tourneys (Last)	15 (2017)
NCAA Tourney Record	10-16 (.385)

2021 Signing Class

★ Vanderbilt signed four student-athletes during the November signing period.
 ★ The class is currently ranked **No. 14** by Rivals and **No. 23** by 247Sports.
 ★ Colin Smith - Dallas, Texas - 6-8 - AZ Compass Prep
 ★ Four-star recruit by ESPN, 247Sports and Rivals
 ★ Noah Shelby - McKinney, Texas - 6-3 - Greenhill School
 ★ Four-star recruit by ESPN, 247Sports and Rivals
 ★ Lee Dort - McKinney, Texas - 6-10 - Greenhill School
 ★ Four-star recruit by ESPN, 247Sports and Rivals
 ★ Malik Dia - Murfreesboro, Tenn. - 6-8 - Ensworth
 ★ Four-star recruit by ESPN
 ★ Three-star recruit by 247Sports and Rivals

2021-22 By the Numbers

- Home6-6
- Road.....3-3
- Neutral2-0
- Overtime.....0-1
- AP ranked opponents0-2
- Leading at the half9-2
- Trailing at the half3-7
- Tied at the half0-0
- Scores 75 points or more7-0
- Scores fewer than 75 points.....4-9
- Out-rebounded opponent6-2
- Out-rebounded by opponent4-7
- Tied in rebounds.....1-0
- Shoots 50% or better.....1-0
- Shoots between 40-49%.....9-2
- Shoots under 40%1-7
- Shoots 35% or better from 3-pt.....6-4
- Opp. shoots 35 % or better from 3-pt.2-1
- Opp. shoots 50% or better2-2
- Opp. shoots 40-49%.....5-3
- Opp. shoots under 40%.....4-4
- Fewer turnovers than opponent.10-5

SCHOOL RECORD WATCH

Career - Points	Career - Points per game	Career - Steals per game	Career - Assists per game
1. 2,011 Shan Foster2005-08	1. 21.4 Clyde Lee (79-1,691).... 1964-66	1. 1.83 Atiba Prater1996-00	1. 5.4 Jan van Breda Kolff ... 1972-74
--	--	2. 1.742 James Strong1996-00	2. 4.8 Wade Baldwin IV 2015-16
27. 1,310 Barry Booker1986-89	7. 16.3 A.J. Ogilvy2007-10	3. 1.740 Drew Maddux1995-98	3. 4.5 Atiba Prater1996-00
28. 1,281 Will Perdue1984-88	16.4 S. Pippen Jr. (74-1213) .. 2019-	4. 1.70 Frank Seckar1993-96	4. 3.9 Billy McCaffrey 1992-94
29. 1,271 Jeff Turner1981-84	9. 16.1 Al Rochelle1954-57	5. 1.52 Russell Lakey.....2000-04	3.9 S. Pippen Jr. (74-288) ... 2019-
30. 1,253 Jermaine Beal2006-10	16.1 Dan Finch1952-54	6. 1.49 Kevin Anglin.....1990-93	6. 3.7 Saben Lee2018-20
31. 1,252 Brad Tinsley2009-12	11. 15.9 Charles Davis.....1977-81	7. 1.46 S. Pippen Jr. (74-108) ... 2019-	
32. 1,219 Matthew Fisher-Davis .. 2014-18	12. 15.8 Bobby Thym1954-57	8. 1.36 Pax Whitehead1995-97	
33 1,213 S. Pippen Jr..... 2019-		9. 1.32 Wade Baldwin IV..... 2015-16	

THE LAST TIME A COMMODORE ...

Scored 25 points – Scotty Pippen, Jr. (29) at SMU, 12/4/2021

Scored 30 points – Scotty Pippen, Jr. (32) vs. Kentucky, 1/11/2022

Scored 35 points – Scotty Pippen, Jr. (36) at Cincinnati, 3/4/2021

Scored 40 points – Shan Foster (42) vs. Mississippi State, 3/5/2008

Two players scored at least 20 points

Jordan Wright (28) and Tyrin Lawrence (20) vs. Winthrop, 11/20/2021

Three players scored at least 20 points

Derrick Byars (28), Shan Foster (21) and Ross Neltner (20) vs. Toledo, 12/2/2006

Two players scored at least 30 points

Saben Lee (33) and Maxwell Evans (31) vs. LSU, 2/5/2020

Scored at least 20 points in three straight games - Scotty Pippen Jr.: 21 at Hawai'i, 12/22/2021; 23 vs. BYU, 12/23/2021; 22 at Arkansas, 1/4/2022

Scored 20 points in four straight games – Scotty Pippen Jr.: 25 vs. Richmond, 12/16/2020; 25 vs. Radford, 12/19/2020; 24 at Davidson, 12/22/2020, 30 vs. Alcorn State, 12/27/2020

Scored 20 points in five straight games

Jeff Roberson: 21 at Tennessee, 1/23/2018; 20 vs. LSU, 1/20/2018; 20 vs. TCU, 1/27/2018; 23 at Kentucky, 1/30/2018; 30 at Auburn, 2/3/2018

Scored 20 points in six straight games – Shan Foster: 29 vs. Georgia, 2/23/2008; 32 vs. Tennessee, 2/26/2008; 22 at Arkansas, 3/1/2008; 42 vs. Mississippi State, 3/5/2008; 21 at Alabama, 3/8/2008; 26 vs. Auburn, 3/13/2008

Five players scored in double figures – vs. Ole Miss, 2/27/2021: Trey Thomas (14), Issac McBride (13), Maxwell Evans (13), Jordan Wright (12), DJ Harvey (10)

Seven players scored in double figures – vs. Detroit, 12/2/2015: Damian Jones (10), Wade Baldwin IV (20), Riley LaChance (10), Nolan Cressler (14), Joe Toye (10), Matthew Fisher-Davis (12) and Josh Henderson (11)

Eight players scored in double figures – vs. Savannah State, 11/27/2018: Aaron Nesmith (20), Simisola Shittu (17), Maxwell Evans (16), Yanni Wetzell (15), Joe Toye (13), Saben Lee (11), Matt Ryan (11) and Matthew Moyer (10)

Four players with 15 or more points – at Kentucky, 1/5/2021: Scotty Pippen Jr. (18), Dylan Disu (18), Jordan Wright (18) and Myles Stute (16)

Double-Double – Jordan Wright (20 pts, 12 reb) at Georgia, 1/15/2021

20 points and 10 rebounds

Jordan Wright (20 pts, 12 reb) at Georgia, 1/15/2022

30 points and 10 rebounds

Jeff Roberson (30 points, 10 rebounds) at Auburn, 2/3/2018

Back-to-back 20 point-10-rebound games – Matt Freije: vs. South Carolina (26 points, 11 rebounds) 1/28/2004 and vs. Kentucky (20 points, 11 rebounds) 1/31/2004

Double-Double in points and rebounds

Jordan Wright: 20 points, 12 rebounds at Georgia, 1/15/2022

Double-Double in points and assists

Scotty Pippen Jr.: 18 points, 12 assists vs. Mississippi State, 1/9/2021

Double-Double in points and blocks

Luke Kornet: 11 points, 10 blocks vs. Auburn, 1/12/2016

Double-Double in points and steals – Never

Double-Double in two consecutive games – Jordan Wright: at SMU (14 points, 12 rebounds, 12/4/2021; vs. Temple (16 points, 11 rebounds), 12/7/2021

Double-Double in three consecutive games – Jeff Roberson: vs. Austin Peay (13 points, 10 rebounds), 11/10/2017; at Belmont (13 points, 12 rebounds), 11/10/2017; vs. UNC Asheville (17 points, 12 rebounds), 11/10/2017

Two players record a double-double – Aaron Nesmith (24 points, 14 rebounds) and Yanni Wetzell (10 points, 10 rebounds), vs Auburn, 02/16/2019

Triple-Double

Luke Kornet (11 points, 11 rebounds, 10 blocks) vs. Auburn, 1/12/2016

Made 10 field goals in a game – Scotty Pippen Jr. (11) vs. Kentucky, 1/11/2022

Made 16 field goals in a game – Shan Foster vs. Mississippi State, 3/5/2008

Attempted 20 field goals in a game – Scotty Pippen Jr. (21) at SMU, 12/4/2021

Made 6 3-pointers in a game – Scotty Pippen Jr. vs. Kentucky, 1/11/2022

Made 7 3-pointers in a game – Maxwell Evans vs. LSU, 2/5/2020

Made 8 3-pointers in a game – Scotty Pippen Jr. at SMU, 12/4/2021

Made 9 3-pointers in a game – Shan Foster vs. Mississippi State, 3/5/2008

Attempted 10 3-pointers in a game – Scotty Pippen Jr. (11) vs. Kentucky, 1/11/2022

Attempted 15 3-pointers in a game – John Jenkins (16) vs. Oregon, 11/11/2011

Made 10 free throws in a game – Scotty Pippen Jr. (10) vs. Florida, 3/11/2021

Made 15 free throws in a game – Scotty Pippen Jr. (15) vs. Texas A&M, 3/10/2021

Attempted 15 free throws in a game – Scotty Pippen Jr. (15) vs. Texas A&M, 3/10/2021

10 rebounds in a game – Jordan Wright (12) at Georgia, 1/15/2022

15 rebounds in a game – Dylan Disu (15) at Alabama, 2/20/2021

16 rebounds in a game – Dylan Disu (16) vs. Kentucky, 2/17/2021

At least 10 rebounds in three consecutive games – Dylan Disu: 10 vs. Auburn, 2/9/2021; 10 at Mississippi State, 2/13/2021; 16 vs. Kentucky, 2/17/2021

At least 10 rebounds in four consecutive games – Dylan Disu: 10 vs. Auburn, 2/9/2021; 10 at Mississippi State, 2/13/2021; 16 vs. Kentucky, 2/17/2021, 15 at Alabama, 2/20/2021

8 assists – Scotty Pippen Jr. (9) vs. Georgia, 2/29/2022

9 assists – Scotty Pippen Jr. (9) vs. Georgia, 2/29/2022

10 assists – Scotty Pippen Jr. (12) vs. Mississippi State, 1/9/2021

11 assists – Scotty Pippen Jr. (12) vs. Mississippi State, 1/9/2021

12 assists – Scotty Pippen Jr. (12) vs. Mississippi State, 1/9/2021

13 assists – Mario Moore (13) vs. Arkansas, 2/19/2005

14 assists – Billy McCaffrey (14) vs. Kentucky, 1/13/1993

5 or more assists in four consecutive games – Scotty Pippen Jr.

5 vs. Arkansas, 1/23/2021; 6 at Florida, 1/27/2021; 7 vs. South Carolina, 1/30/2021; 5 at Georgia, 2/6/2021

8 or more assists in two consecutive games

Scotty Pippen: 8 at Kentucky, 1/5/2021; 12 vs. Mississippi State, 1/9/2021

4 blocked shots – Clevon Brown (5) vs. Auburn, 2/9/2021

5 blocked shots – Clevon Brown vs. Auburn, 2/9/2021

6 blocked shots – Clevon Brown (8) at Texas A&M, 3/3/2018

8 blocked shots – Clevon Brown at Texas A&M, 3/3/2018

10 blocked shots – Luke Kornet vs. Auburn, 1/12/2016

5 steals – Clevon Brown at Mississippi State, 2/13/2021

6 steals – Saben Lee at Mississippi State, 2/8/2020

8 steals – James Strong vs. Morehead State, 11/24/1998

Played every minute – Saben Lee vs Texas A&M, 03/13/19

Played more than 40 minutes – Aaron Nesmith (43), vs. SMU, 1/4/2020

All 5 starters played 40 minutes – Steve Tchiengang (40), Brad Tinsley (40), Lance Goulbourne (41), Jeffery Taylor (41) and John Jenkins (41), at Louisville, 12/2/2011

Technical foul – Myles Stute and Jamaine Mann vs. Tennessee, 1/18/2022

Ejection – Jerry Stackhouse at Davidson, 12/22/2020

Three fouled out – Saben Lee, Clevon Brown, Djery Baptiste vs. Tennessee, 1/9/2018

SEASON STATS

Game Records

Record	Overall	Home	Away	Neutral
ALL GAMES	11-9	6-6	4-3	1-0
CONFERENCE	3-5	1-3	2-2	0-0
NON-CONFERENCE	8-4	5-3	2-1	1-0

Score by Periods

Team	1st	2nd	OT	TOT
Vanderbilt	634	727	10	1371
Opponents	594	686	14	1294

Team Box Score

No.	Player	Total			3-Point			F-Throw		Rebounds				PF DQ A TO BLK STL PTS AVG								
		GP-GS	MIN	AVG	FG-FGA	FG%	3FG-3FGA	3FG%	FT-FTA	FT%	OFF	DEF	TOT	AVG	PF	DQ	A	TO	BLK	STL	PTS	AVG
2	PIPPEN JR., Scotty	20-20	624:08	31.2	117-276	.424	35-109	.321	103-142	.725	18	53	71	3.6	43	1	67	66	4	34	372	18.6
4	WRIGHT, Jordan	20-20	607:22	30.4	82-208	.394	26-77	.338	55-67	.821	32	84	116	5.8	47	2	39	44	2	30	245	12.3
10	STUTE, Myles	20-18	447:44	22.4	54-123	.439	39-96	.406	20-26	.769	17	49	66	3.3	49	1	9	15	9	14	167	8.4
12	THOMAS, Trey	20-0	381:51	19.1	42-122	.344	30-94	.319	16-20	.800	3	20	23	1.2	22	0	20	23	1	9	130	6.5
42	MILLORA-BROWN, Quentin	20-20	481:32	24.1	46-72	.639	0-0	.000	20-46	.435	48	65	113	5.7	49	1	28	15	26	12	112	5.6
3	CHATMAN, Rodney	6-5	127:00	21.2	10-26	.385	6-16	.375	7-10	.700	1	12	13	2.2	16	0	9	6	1	6	33	5.5
23	MANN, Jamaine	17-1	307:57	18.1	32-65	.492	1-9	.111	28-50	.560	29	48	77	4.5	31	0	5	9	11	12	93	5.5
0	LAWRENCE, Tyrin	20-9	331:18	16.6	30-77	.390	5-32	.156	20-30	.667	6	43	49	2.5	24	0	18	22	3	14	85	4.3
5	DEZONIE, Shane	19-2	258:38	13.6	20-45	.444	11-19	.579	10-12	.833	9	30	39	2.1	27	0	16	27	1	9	61	3.2
1	DANIELS, Peyton	3-0	38:36	12.9	3-13	.231	2-8	.250	1-2	.500	1	10	11	3.7	1	0	4	4	0	0	9	3.0
15	FRANK, Terren	19-0	222:21	11.7	15-47	.319	3-19	.158	8-13	.615	11	26	37	1.9	25	0	4	11	4	6	41	2.2
33	WEIKERT, Drew	8-3	74:07	9.3	4-10	.400	3-9	.333	2-2	1.000	0	6	6	0.8	2	0	3	1	0	4	13	1.6
11	DORSEY, Gabe	16-2	107:16	6.7	4-26	.154	2-21	.095	0-1	.000	2	3	5	0.3	8	0	1	4	1	0	10	0.6
20	ADELMAN, Max	3-0	05:29	1.8	0-1	.000	0-0	.000	0-0	.000	0	1	1	0.3	0	0	1	0	0	0	0	0.0
22	CALTON, Graham	3-0	09:41	3.2	0-2	.000	0-2	.000	0-0	.000	0	1	1	0.3	1	0	0	0	0	1	0	0.0
Team											29	28	57				9					
Total		20	4025		459-1113	.412	163-511	.319	290-421	.689	206	479	685	34.3	345	5	224	256	63	151	1371	68.6
Opponents		20	4025		458-1095	.418	137-460	.298	241-336	.717	201	510	711	35.6	392	8	252	310	72	124	1294	64.7

Team Statistics

	VANDY	OPP
Scoring	1371	1294
Points per game	68.6	64.7
Scoring margin	+3.9	-
Field goals-att	459-1113	458-1095
Field goal pct	.412	.418
3 point fg-att	163-511	137-460
3-point FG pct	.319	.298
3-pt FG made per game	8.2	6.9
Free throws-att	290-421	241-336
Free throw pct	.689	.717
F-Throws made per game	14.5	12.1
Rebounds	685	711
Rebounds per game	34.3	35.6
Rebounding margin	-1.3	-
Assists	224	252
Assists per game	11.2	12.6
Turnovers	256	310
Turnovers per game	12.8	15.5
Turnover margin	+2.7	-
Assist/turnover ratio	0.9	0.8
Steals	151	124
Steals per game	7.6	6.2
Blocks	63	72
Blocks per game	3.2	3.6
Winning streak	1	-
Home win streak	1	-
Attendance	74055	61051
Home games-Avg/Game	12-6171	7-8722
Neutral site-Avg/Game	-	1-3880

Team Results

Date	Opponent		Score	Att.
11/10/2021	Alabama St.	W	91-72	5459
11/14/2021	Texas St.	W	79-60	5642
11/17/2021	VCU	L	37-48	5768
11/20/2021	Winthrop	W	77-63	5179
11/24/2021	at Pittsburgh	W	68-52	7460
11/29/2021	Mississippi Val.	W	75-36	5181
12/04/2021	at SMU	L	72-84	3835
12/07/2021	Temple	Lot	68-72	5239
12/10/2021	Loyola Chicago	L	58-69	7002
12/18/2021	Austin Peay	W	77-51	6186
12/22/2021	at Hawaii	W	68-54	4463
12/23/2021	vs BYU	W	69-67	3880
01/04/2022	at Arkansas	W	75-74	19200
01/08/2022	South Carolina	L	70-72	5581
01/11/2022	Kentucky	L	66-78	8343
01/15/2022	at Georgia	W	73-66	6980
01/18/2022	Tennessee	L	60-68	7588
01/22/2022	at Florida	L	42-61	10345
01/26/2022	at South Carolina	L	61-70	8768
01/29/2022	Georgia	W	85-77	6887

SEC STATS

Game Records

Record	Overall	Home	Away	Neutral
ALL GAMES	3-5	1-3	2-2	0-0
CONFERENCE	3-5	1-3	2-2	0-0
NON-CONFERENCE	0-0	0-0	0-0	0-0

Score by Periods

Team	1st	2nd	OT	TOT
Vanderbilt	259	273	0	532
Opponents	277	289	0	566

Team Box Score

No.	Player	Total			3-Point		F-Throw		Rebounds				Other Stats									
		GP-GS	MIN	AVG	FG-FGA	FG%	3FG-3FGA	3FG%	FT-FTA	FT%	OFF	DEF	TOT	AVG	PF	DQ	A	TO	BLK	STL	PTS	AVG
2	PIPPEN JR., Scotty	8-8	252:01	31.5	43-103	.417	13-39	.333	56-75	.747	8	18	26	3.3	22	1	37	34	2	12	155	19.4
4	WRIGHT, Jordan	8-8	243:34	30.4	31-77	.403	12-31	.387	20-26	.769	8	35	43	5.4	22	1	22	17	0	14	94	11.8
10	STUTE, Myles	8-8	212:09	26.5	22-53	.415	17-43	.395	12-15	.800	7	20	27	3.4	23	1	4	7	2	6	73	9.1
3	CHATMAN, Rodney	3-3	69:20	23.1	7-14	.500	4-8	.500	6-8	.750	1	8	9	3.0	7	0	4	3	0	5	24	8.0
12	THOMAS, Trey	8-0	166:49	20.9	20-52	.385	17-42	.405	3-4	.750	0	7	7	0.9	9	0	6	14	0	2	60	7.5
42	MILLORA-BROWN, Quentin	8-8	209:35	26.2	20-28	.714	0-0	.000	8-25	.320	14	28	42	5.3	25	1	8	6	15	7	48	6.0
23	MANN, Jamaine	7-0	127:42	18.2	10-28	.357	1-4	.250	9-20	.450	10	19	29	4.1	13	0	4	6	6	6	30	4.3
5	DEZONIE, Shane	7-2	91:40	13.1	7-13	.538	3-5	.600	2-3	.667	2	9	11	1.6	11	0	5	9	0	2	19	2.7
0	LAWRENCE, Tyrin	8-0	100:43	12.6	8-20	.400	2-10	.200	2-8	.250	0	17	17	2.1	8	0	5	7	1	4	20	2.5
33	WEIKERT, Drew	4-3	53:01	13.3	2-6	.333	1-5	.200	0-0	.000	0	6	6	1.5	2	0	1	1	0	3	5	1.3
15	FRANK, Terren	7-0	39:33	5.7	2-6	.333	0-3	.000	0-0	.000	2	3	5	0.7	6	0	0	3	1	0	4	0.6
11	DORSEY, Gabe	4-0	33:54	8.5	0-6	.000	0-6	.000	0-0	.000	0	1	1	0.3	5	0	0	1	0	0	0	0.0
Team											5	13	18					2				
Total		8	1600		172-406	.424	70-196	.357	118-184	.641	57	184	241	30.1	153	4	96	110	27	61	532	66.5
Opponents		8	1600		207-453	.457	46-170	.271	106-156	.679	88	205	293	36.6	162	4	112	109	28	61	566	70.8


Team Statistics

	VANDY	OPP
Scoring	532	566
Points per game	66.5	70.8
Scoring margin	-4.3	-
Field goals-att	172-406	207-453
Field goal pct	.424	.457
3 point fg-att	70-196	46-170
3-point FG pct	.357	.271
3-pt FG made per game	8.8	5.8
Free throws-att	118-184	106-156
Free throw pct	.641	.679
F-Throws made per game	14.8	13.3
Rebounds	241	293
Rebounds per game	30.1	36.6
Rebounding margin	-6.5	-
Assists	96	112
Assists per game	12.0	14.0
Turnovers	110	109
Turnovers per game	13.8	13.6
Turnover margin	-0.1	-
Assist/turnover ratio	0.9	1.0
Steals	61	61
Steals per game	7.6	7.6
Blocks	27	28
Blocks per game	3.4	3.5
Winning streak	1	-
Home win streak	1	-
Attendance	28399	45293
Home games-Avg/Game	4-7100	4-11323
Neutral site-Avg/Game	-	0-0

Team Results

Date	Opponent		Score	Att.
01/04/2022	at Arkansas	W	75-74	19200
01/08/2022	South Carolina	L	70-72	5581
01/11/2022	Kentucky	L	66-78	8343
01/15/2022	at Georgia	W	73-66	6980
01/18/2022	Tennessee	L	60-68	7588
01/22/2022	at Florida	L	42-61	10345
01/26/2022	at South Carolina	L	61-70	8768
01/29/2022	Georgia	W	85-77	6887

O



O • TYRIN LAWRENCE
 Sophomore • G • 6-4 • 195
 Monticello, Ga. (Morgan County)

SEASON	TEAM	GP-GS	MIN/AVG	Field Goals		3-Point		F-Throws		Rebounds				Scoring						
				FG-FGA	FG%	3FG-3FGA	3FG%	FT-FTA	FT%	OFF	DEF	TOT	AVG	PF-FO	A	TO	BLK	STL	PTS	AVG
2020-21	Vandy	7-5	90/12.8	9-18	.500	0-6	.000	2-3	.667	6	10	16	2.3	5-0	9	5	0	4	20	2.9
2021-22	Vandy	20-9	331/16.6	30-77	.390	5-32	.156	20-30	.667	6	43	49	2.5	24-0	18	22	3	14	85	4.3
TOTAL		27-14	421/15.6	39-95	.411	5-38	.132	22-33	.667	12	53	65	2.4	29-0	27	27	3	18	105	3.9

Single Game Highs

Statistic	Value	
Points	20	vs Winthrop 11/20/21
Rebounds	5	4 times
Assists	4	vs Mississippi Val. 12/13/20
Steals	3	vs VCU 11/17/21, vs Mississippi Val. 11/29/21
Blocks	1	vs VCU 11/17/21, vs Austin Peay 12/18/21, vs Tennessee 01/18/22
FG Made	7	vs Winthrop 11/20/21
FG Attempts	12	vs Loyola Chicago 12/10/21
3FG Made	2	vs Winthrop 11/20/21
3FG Attempts	3	6 times
FT Made	4	vs Winthrop 11/20/21, vs Mississippi Val. 11/29/21
FT Attempts	7	vs Winthrop 11/20/21

Opponent	Date	GS	MIN	Total		3-Pointers		Free throws		Rebounds				PF	A	TO	BLK	STL	PTS	AVG
				FG-FGA	PCT	3FG-3FGA	PCT	FT-FTA	PCT	OFF	DEF	TOT	AVG							
Alabama St.	11/10/2021	*	15:53	2-4	.500	0-1	.000	0-0	.000	1	4	5	5.0	1	1	1	0	0	4	4.0
Texas St.	11/14/2021	*	15:49	1-2	.500	0-1	.000	2-3	.667	0	1	1	3.0	2	2	1	0	0	4	4.0
VCU	11/17/2021	*	20:17	1-4	.250	0-3	.000	2-2	1.000	0	2	2	2.7	2	1	1	1	3	4	4.0
Winthrop	11/20/2021	*	31:18	7-9	.778	2-2	1.000	4-7	.571	2	3	5	3.3	0	2	0	0	0	20	8.0
at Pittsburgh	11/24/2021	*	26:54	4-7	.571	0-3	.000	1-1	1.000	1	3	4	3.4	3	3	2	0	1	9	8.2
Mississippi Val.	11/29/2021	*	19:54	2-4	.500	0-2	.000	4-4	1.000	0	2	2	3.2	0	2	3	0	3	8	8.2
at SMU	12/04/2021	*	25:13	1-6	.167	0-3	.000	2-2	1.000	0	2	2	3.0	1	1	3	0	0	4	7.6
Temple	12/07/2021	*	15:38	0-3	.000	0-1	.000	0-0	.000	1	4	5	3.3	2	0	1	0	0	0	6.6
Loyola Chicago	12/10/2021	*	32:05	2-12	.167	0-2	.000	3-3	1.000	0	4	4	3.3	2	1	1	0	2	7	6.7
Austin Peay	12/18/2021		10:08	1-4	.250	1-3	.333	0-0	.000	1	0	1	3.1	0	0	1	1	1	3	6.3
at Hawaii	12/22/2021		10:27	1-2	.500	0-1	.000	0-0	.000	0	0	0	2.8	1	0	1	0	0	2	5.9
vs BYU	12/23/2021		06:59	0-0	.000	0-0	.000	0-0	.000	0	1	1	2.7	2	0	0	0	0	0	5.4
at Arkansas	01/04/2022		15:45	2-5	.400	0-1	.000	1-4	.250	0	5	5	2.8	2	2	0	0	0	5	5.4
South Carolina	01/08/2022		12:13	1-2	.500	0-1	.000	0-0	.000	0	0	0	2.6	1	1	0	0	1	2	5.1
Kentucky	01/11/2022		12:32	0-1	.000	0-1	.000	0-0	.000	0	1	1	2.5	0	1	1	0	1	0	4.8
at Georgia	01/15/2022		20:42	2-5	.400	1-3	.333	1-4	.250	0	3	3	2.6	1	0	1	0	1	6	4.9
Tennessee	01/18/2022		13:13	1-3	.333	0-2	.000	0-0	.000	0	3	3	2.6	2	0	3	1	1	2	4.7
at Florida	01/22/2022		08:33	0-0	.000	0-0	.000	0-0	.000	0	1	1	2.5	0	0	0	0	0	0	4.4
at South Carolina	01/26/2022		04:05	0-0	.000	0-0	.000	0-0	.000	0	1	1	2.4	0	0	0	0	0	0	4.2
Georgia	01/29/2022		13:39	2-4	.500	1-2	.500	0-0	.000	0	3	3	2.5	2	1	2	0	0	5	4.3
Totals		9	331:18	30-77	.390	5-32	.156	20-30	.667	6	43	49	2.5	24	18	22	3	14	85	4.3

Player Averages

Games Played	Minutes/game	Points/game	FG Pct	3FG Pct	FT Pct	Rebounds/game	Assists/game	Turnovers/game	Assist/Turnover ratio	Steals/game	Blocks/game
20	16.6	4.3	39.0	15.6	66.7	2.5	0.9	1.1	0.8	0.7	0.2

2



SCOTTY PIPPEN JR.
Junior • G • 6-3 • 185
Los Angeles, Calif. (Sierra Canyon)

SEASON	TEAM	GP-GS	MIN/AVG	Field Goals		3-Point		F-Throws		Rebounds				Scoring						
				FG-FGA	FG%	3FG-3FGA	3FG%	FT-FTA	FT%	OFF	DEF	TOT	AVG	PF-FO	A	TO	BLK	STL	PTS	AVG
2019-20	Vandy	32-31	952/29.8	108-275	.393	34-94	.362	134-189	.709	16	72	88	2.8	97-4	114	86	4	35	384	12.0
2020-21	Vandy	22-22	699/31.8	136-318	.428	43-120	.358	142-167	.850	22	41	63	2.9	54-3	107	84	4	39	457	20.8
2021-22	Vandy	20-20	624/31.2	117-276	.424	35-109	.321	103-142	.725	18	53	71	3.6	43-1	67	66	4	34	372	18.6
TOTAL		74-73	2275/30.7	361-869	.415	112-323	.347	379-498	.761	56	166	222	3.0	194-8	288	236	12	108	1213	16.4

Single Game Highs

Statistic	Value	
Points	36	at Cincinnati 03/04/21
Rebounds	8	at Kentucky 01/05/21, at South Carolina 01/26/22
Assists	12	vs Mississippi St. 01/09/21
Steals	4	5 times
Blocks	2	vs Florida 12/30/20
FG Made	12	at Florida 01/27/21
FG Attempts	22	vs Richmond 12/16/20, at Florida 01/27/21
3FG Made	8	at SMU 12/04/21
3FG Attempts	14	at SMU 12/04/21
FT Made	15	vs South Carolina 03/07/20, vs Texas A&M 03/10/21
FT Attempts	16	vs South Carolina 03/07/20, vs Davidson 12/30/19

Opponent	Date	GS	MIN	Total		3-Pointers		Free throws		Rebounds				PF	A	TO	BLK	STL	PTS	AVG	
				FG-FGA	PCT	3FG-3FGA	PCT	FT-FTA	PCT	OFF	DEF	TOT	AVG								
Alabama St.	11/10/2021	*	23:58	5-10	.500	1-4	.250	4-5	.800	0	2	2	2.0	1	2	4	0	4	15	15.0	
Texas St.	11/14/2021	*	34:16	10-17	.588	4-8	.500	6-7	.857	0	2	2	2.0	2	3	1	0	1	30	22.5	
VCU	11/17/2021	*	35:46	2-10	.200	0-3	.000	4-6	.667	2	5	7	3.7	3	2	5	1	2	8	17.7	
Winthrop	11/20/2021	*	31:58	6-14	.429	1-5	.200	0-0	.000	1	3	4	3.8	0	2	2	1	0	13	16.5	
at Pittsburgh	11/24/2021	*	31:23	5-12	.417	1-5	.200	0-2	.000	0	5	5	4.0	3	5	2	0	3	11	15.4	
Mississippi Val.	11/29/2021	*	25:18	4-10	.400	1-3	.333	3-4	.750	0	4	4	4.0	1	5	2	0	1	12	14.8	
at SMU	12/04/2021	*	35:31	8-21	.381	8-14	.571	5-7	.714	2	2	4	4.0	2	3	3	0	2	29	16.9	
Temple	12/07/2021	*	29:22	6-15	.400	2-7	.286	2-5	.400	0	5	5	4.1	4	1	2	0	1	16	16.8	
Loyola Chicago	12/10/2021	*	35:45	7-18	.389	1-6	.167	8-10	.800	2	3	5	4.2	1	0	1	0	1	23	17.4	
Austin Peay	12/18/2021	*	26:54	5-14	.357	2-8	.250	4-6	.667	2	2	4	4.2	0	2	3	0	2	16	17.3	
at Hawaii	12/22/2021	*	34:16	8-16	.500	0-4	.000	5-6	.833	1	2	3	4.1	1	2	3	0	4	21	17.6	
vs BYU	12/23/2021	*	27:40	8-16	.500	1-3	.333	6-9	.667	0	0	0	3.8	3	3	4	0	1	23	18.1	
at Arkansas	01/04/2022	*	34:45	6-11	.545	1-2	.500	9-12	.750	1	2	3	3.7	5	3	7	0	0	22	18.4	
South Carolina	01/08/2022	*	34:03	4-11	.364	0-3	.000	9-10	.900	1	2	3	3.6	2	6	7	0	0	17	18.3	
Kentucky	01/11/2022	*	32:07	11-18	.611	6-11	.545	4-8	.500	1	1	2	3.5	1	4	3	0	3	32	19.2	
at Georgia	01/15/2022	*	31:53	3-12	.250	0-5	.000	7-8	.875	0	0	0	3.3	3	7	3	0	3	13	18.8	
Tennessee	01/18/2022	*	30:19	3-10	.300	2-4	.500	10-13	.769	2	3	5	3.4	4	2	4	0	2	18	18.8	
at Florida	01/22/2022	*	20:43	1-10	.100	1-5	.200	3-6	.500	2	2	4	3.4	3	1	1	1	0	6	18.1	
at South Carolina	01/26/2022	*	36:46	8-17	.471	1-4	.250	7-8	.875	1	7	8	3.7	2	5	7	0	2	24	18.4	
Georgia	01/29/2022	*	31:25	7-14	.500	2-5	.400	7-10	.700	0	1	1	3.6	2	9	2	1	2	23	18.6	
Totals			20	624:08	117-276	.424	35-109	.321	103-142	.725	18	53	71	3.6	43	67	66	4	34	372	18.6

Player Averages

Games Played	Minutes/game	Points/game	FG Pct	3FG Pct	FT Pct	Rebounds/game	Assists/game	Turnovers/game	Assist/Turnover ratio	Steals/game	Blocks/game
20	31.2	18.6	42.4	32.1	72.5	3.6	3.4	3.3	1.0	1.7	0.2

3



RODNEY CHATMAN

Graduate • G • 6-1 • 215
Lithonia, Ga. (U of Dayton)

SEASON	TEAM	GP-GS	MIN/AVG	Field Goals		3-Point		F-Throws		Rebounds				Scoring						
				FG-FGA	FG%	3FG-3FGA	3FG%	FT-FTA	FT%	OFF	DEF	TOT	AVG	PF-FO	A	TO	BLK	STL	PTS	AVG
2016-17	UTC	31-3	623/20.1	51-139	.367	9-35	.257	52-72	.722	6	60	66	2.1	74-0	69	66	2	25	163	5.3
2017-18	UTC	30-28	970/32.3	131-289	.453	43-127	.339	93-119	.782	9	115	124	4.1	88-3	135	89	14	35	398	13.3
2019-20	UD	31-31	829/26.8	76-188	.404	36-100	.360	51-71	.718	11	65	76	2.5	86-2	99	63	4	39	239	7.7
2020-21	UD	12-11	389/32.4	36-81	.444	6-27	.222	17-32	.531	2	29	31	2.6	35-2	45	39	2	21	95	7.9
2021-22	Vandy	6-5	127/21.2	10-26	.385	6-16	.375	7-10	.700	1	12	13	2.2	16-0	9	6	1	6	33	5.5
TOTAL FOR Vandy		6-5	127/21.2	10-26	.385	6-16	.375	7-10	.700	1	12	13	2.2	16-0	9	6	1	6	33	5.5
TOTAL		110-78	2938/26.7	304-723	.420	100-305	.328	220-304	.724	29	281	310	2.8	299-7	357	263	23	126	928	8.4

Single Game Highs

Statistic	Value	
Points	26	at ETSU 02/03/18
Rebounds	9	at Wyoming 11/10/17, vs UNC Greensboro 01/29/18
Assists	14	at Jacksonville St. 12/21/17
Steals	5	vs Ole Miss 12/19/20
Blocks	3	at Jacksonville St. 12/21/17, vs The Citadel 02/08/18
FG Made	9	at ETSU 02/03/18
FG Attempts	16	at Akron 11/28/17, vs Charlotte 12/10/17
3FG Made	5	at Samford 12/30/17
3FG Attempts	9	at Samford 12/30/17
FT Made	9	vs Samford 03/02/18, vs UNC Greensboro 01/29/18, vs Mercer 02/10/18
FT Attempts	11	vs UNC Greensboro 01/29/18

Opponent	Date	GS	MIN	Total		3-Pointers		Free throws		Rebounds				PF		A	TO	BLK	STL	PTS	AVG
				FG-FGA	PCT	3FG-3FGA	PCT	FT-FTA	PCT	OFF	DEF	TOT	AVG								
Austin Peay	12/18/2021		15:55	1-4	.250	0-1	.000	0-0	.000	0	0	0	0.0	2	2	2	0	0	2	2.0	
at Hawaii	12/22/2021	*	17:24	1-4	.250	1-4	.250	0-0	.000	0	2	2	1.0	4	1	1	0	0	3	2.5	
vs BYU	12/23/2021	*	24:21	1-4	.250	1-3	.333	1-2	.500	0	2	2	1.3	3	2	0	1	1	4	3.0	
at Arkansas	01/04/2022	*	24:27	3-5	.600	2-3	.667	3-4	.750	1	2	3	1.8	4	2	2	0	2	11	5.0	
South Carolina	01/08/2022	*	24:24	0-1	.000	0-0	.000	1-2	.500	0	2	2	1.8	2	1	1	0	2	1	4.2	
Georgia	01/29/2022	*	20:29	4-8	.500	2-5	.400	2-2	1.000	0	4	4	2.2	1	1	0	0	1	12	5.5	
Totals		5	127:00	10-26	.385	6-16	.375	7-10	.700	1	12	13	2.2	16	9	6	1	6	33	5.5	

Player Averages

Games Played	Minutes/game	Points/game	FG Pct	3FG Pct	FT Pct	Rebounds/game	Assists/game	Turnovers/game	Assist/Turnover ratio	Steals/game	Blocks/game
6	21.2	5.5	38.5	37.5	70.0	2.2	1.5	1.0	1.5	1.0	0.2

4



JORDAN WRIGHT
Junior • G/F • 6-6 • 215
Baton Rouge, La. (Dunham)

SEASON	TEAM	GP-GS	MIN/AVG	Field Goals		3-Point		F-Throws		Rebounds				Scoring						
				FG-FGA	FG%	3FG-3FGA	3FG%	FT-FTA	FT%	OFF	DEF	TOT	AVG	PF-FO	A	TO	BLK	STL	PTS	AVG
2019-20	Vandy	31-6	512/16.5	59-156	.378	8-53	.151	51-67	.761	29	57	86	2.8	61-0	14	39	8	24	177	5.7
2020-21	Vandy	23-15	564/24.5	77-158	.487	16-37	.432	31-48	.646	32	72	104	4.5	54-1	48	51	8	26	201	8.7
2021-22	Vandy	20-20	607/30.4	82-208	.394	26-77	.338	55-67	.821	32	84	116	5.8	47-2	39	44	2	30	245	12.3
TOTAL		74-41	1684/22.8	218-522	.418	50-167	.299	137-182	.753	93	213	306	4.1	162-3	101	134	18	80	623	8.4

Single Game Highs

Statistic	Value	
Points	28	vs Winthrop 11/20/21
Rebounds	12	at SMU 12/04/21, at Georgia 01/15/22
Assists	6	at Georgia 01/15/22
Steals	4	vs Buffalo 12/03/19, vs Alabama 01/22/20, at Hawaii 12/22/21
Blocks	2	vs Georgia 02/22/20
FG Made	10	vs Winthrop 11/20/21
FG Attempts	17	vs Temple 12/07/21
3FG Made	5	vs Winthrop 11/20/21
3FG Attempts	7	vs Winthrop 11/20/21, vs South Carolina 01/08/22, at Georgia 01/15/22
FT Made	8	at South Carolina 01/25/20
FT Attempts	10	at South Carolina 01/25/20

Opponent	Date	GS	MIN	Total		3-Pointers		Free throws		Rebounds				PF	A	TO	BLK	STL	PTS	AVG	
				FG-FGA	PCT	3FG-3FGA	PCT	FT-FTA	PCT	OFF	DEF	TOT	AVG								
Alabama St.	11/10/2021	*	20:59	6-9	.667	1-1	1.000	3-5	.600	2	2	4	4.0	2	3	2	0	2	16	16.0	
Texas St.	11/14/2021	*	30:06	5-11	.455	1-3	.333	5-7	.714	1	3	4	4.0	2	2	1	1	2	16	16.0	
VCU	11/17/2021	*	36:10	6-16	.375	1-6	.167	2-2	1.000	3	4	7	5.0	3	1	4	1	0	15	15.7	
Winthrop	11/20/2021	*	33:23	10-13	.769	5-7	.714	3-4	.750	2	4	6	5.3	2	2	3	0	2	28	18.8	
at Pittsburgh	11/24/2021	*	36:52	3-9	.333	2-5	.400	1-2	.500	0	7	7	5.6	1	2	2	0	1	9	16.8	
Mississippi Val.	11/29/2021	*	20:26	2-5	.400	1-3	.333	0-0	.000	2	3	5	5.5	0	0	2	0	2	5	14.8	
at SMU	12/04/2021	*	26:14	4-11	.364	0-3	.000	6-6	1.000	5	7	12	6.4	2	2	4	0	0	14	14.7	
Temple	12/07/2021	*	36:23	5-17	.294	0-3	.000	6-6	1.000	4	7	11	7.0	5	3	2	0	0	16	14.9	
Loyola Chicago	12/10/2021	*	33:46	2-10	.200	1-4	.250	0-0	.000	0	3	3	6.6	2	0	2	0	1	5	13.8	
Austin Peay	12/18/2021	*	26:56	2-9	.222	2-4	.500	2-2	1.000	3	2	5	6.4	1	2	1	0	0	8	13.2	
at Hawaii	12/22/2021	*	32:06	1-7	.143	0-2	.000	4-4	1.000	1	4	5	6.3	4	0	3	0	4	6	12.5	
vs BYU	12/23/2021	*	30:28	5-14	.357	0-5	.000	3-3	1.000	1	3	4	6.1	1	0	1	0	2	13	12.6	
at Arkansas	01/04/2022	*	27:35	3-11	.273	0-3	.000	6-6	1.000	2	4	6	6.1	5	4	3	0	2	12	12.5	
South Carolina	01/08/2022	*	30:13	5-11	.455	4-7	.571	1-2	.500	0	1	1	5.7	4	0	4	0	3	15	12.7	
Kentucky	01/11/2022	*	20:49	0-4	.000	0-1	.000	0-0	.000	0	4	4	5.6	2	1	1	0	0	0	11.9	
at Georgia	01/15/2022	*	33:44	8-13	.615	4-7	.571	0-0	.000	1	11	12	6.0	2	6	2	0	2	20	12.4	
Tennessee	01/18/2022	*	34:10	5-12	.417	1-5	.200	4-4	1.000	2	3	5	5.9	2	3	2	0	3	15	12.5	
at Florida	01/22/2022	*	32:58	2-8	.250	0-3	.000	3-4	.750	0	7	7	6.0	1	3	2	0	3	7	12.2	
at South Carolina	01/26/2022	*	31:26	4-9	.444	1-2	.500	1-2	.500	1	2	3	5.8	3	2	3	0	0	10	12.1	
Georgia	01/29/2022	*	32:39	4-9	.444	2-3	.667	5-8	.625	2	3	5	5.8	3	3	0	0	1	15	12.3	
Totals			20	607:22	82-208	.394	26-77	.338	55-67	.821	32	84	116	5.8	47	39	44	2	30	245	12.3

Player Averages

Games Played	Minutes/game	Points/game	FG Pct	3FG Pct	FT Pct	Rebounds/game	Assists/game	Turnovers/game	Assist/Turnover ratio	Steals/game	Blocks/game
20	30.4	12.3	39.4	33.8	82.1	5.8	2.0	2.2	0.9	1.5	0.1

5

SEASON	TEAM	GP-GS	MIN/AVG	Field Goals		3-Point		F-Throws		Rebounds				Scoring						
				FG-FGA	FG%	3FG-3FGA	3FG%	FT-FTA	FT%	OFF	DEF	TOT	AVG	PF	FO	A	TO	BLK	STL	PTS
2021-22	Vandy	19-2	259/13.6	20-45	.444	11-19	.579	10-12	.833	9	30	39	2.1	27-0	16	27	1	9	61	3.2
TOTAL		19-2	259/13.6	20-45	.444	11-19	.579	10-12	.833	9	30	39	2.1	27-0	16	27	1	9	61	3.2



SHANE DEZONIE
 Freshman • G • 6-5 • 215
 Tobyhanna, Pa. (Brewster Academy)
duh-ZOE-nee

Single Game Highs

Statistic	Value	
Points	10	at Hawaii 12/22/21
Rebounds	6	vs Mississippi Val. 11/29/21
Assists	2	5 times
Steals	2	vs Alabama St. 11/10/21, vs Austin Peay 12/18/21, vs South Carolina 01/08/22
Blocks	1	vs Winthrop 11/20/21
FG Made	4	at Hawaii 12/22/21
FG Attempts	6	at Hawaii 12/22/21
3FG Made	3	at SMU 12/04/21
3FG Attempts	3	at SMU 12/04/21, at Florida 01/22/22
FT Made	5	vs Alabama St. 11/10/21
FT Attempts	6	vs Alabama St. 11/10/21

Opponent	Date	GS	MIN	Total		3-Pointers		Free throws		Rebounds				PF	A	TO	BLK	STL	PTS	AVG
				FG-FGA	PCT	3FG-3FGA	PCT	FT-FTA	PCT	OFF	DEF	TOT	AVG							
Alabama St.	11/10/2021		13:48	0-3	.000	0-1	.000	5-6	.833	0	1	1	1.0	3	1	3	0	2	5	5.0
Texas St.	11/14/2021		14:51	1-3	.333	1-2	.500	0-0	.000	0	3	3	2.0	1	0	0	0	0	3	4.0
VCU	11/17/2021		08:04	0-0	.000	0-0	.000	0-0	.000	0	2	2	2.0	0	0	1	0	0	0	2.7
Winthrop	11/20/2021		11:35	0-1	.000	0-1	.000	0-0	.000	0	2	2	2.0	3	2	3	1	0	0	2.0
at Pittsburgh	11/24/2021		07:05	0-1	.000	0-0	.000	0-0	.000	0	0	0	1.6	0	0	1	0	0	0	1.6
Mississippi Val.	11/29/2021		14:21	1-4	.250	1-1	1.000	2-2	1.000	3	3	6	2.3	1	1	3	0	0	5	2.2
at SMU	12/04/2021		25:21	3-5	.600	3-3	1.000	0-0	.000	3	2	5	2.7	2	2	1	0	1	9	3.1
Temple	12/07/2021		13:04	0-1	.000	0-0	.000	0-0	.000	1	0	1	2.5	2	0	2	0	0	0	2.8
Loyola Chicago	12/10/2021		04:34	0-1	.000	0-0	.000	0-0	.000	0	0	0	2.2	0	0	0	0	0	0	2.4
Austin Peay	12/18/2021		14:56	3-4	.750	1-2	.500	0-0	.000	0	3	3	2.3	0	2	0	0	2	7	2.9
at Hawaii	12/22/2021		24:40	4-6	.667	1-2	.500	1-1	1.000	0	3	3	2.4	3	2	2	0	1	10	3.5
vs BYU	12/23/2021		14:39	1-3	.333	1-2	.500	0-0	.000	0	2	2	2.3	1	1	2	0	1	3	3.5
South Carolina	01/08/2022		13:24	0-0	.000	0-0	.000	0-0	.000	1	0	1	2.2	0	2	0	0	2	0	3.2
Kentucky	01/11/2022	*	20:08	2-3	.667	0-0	.000	2-2	1.000	0	4	4	2.4	3	1	1	0	0	6	3.4
at Georgia	01/15/2022	*	11:56	2-2	1.000	1-1	1.000	0-0	.000	0	0	0	2.2	0	0	1	0	0	5	3.5
Tennessee	01/18/2022		02:56	0-0	.000	0-0	.000	0-0	.000	0	0	0	2.1	1	0	1	0	0	0	3.3
at Florida	01/22/2022		21:08	2-5	.400	1-3	.333	0-1	.000	1	3	4	2.2	3	1	2	0	0	5	3.4
at South Carolina	01/26/2022		19:04	1-3	.333	1-1	1.000	0-0	.000	0	2	2	2.2	3	1	3	0	0	3	3.4
Georgia	01/29/2022		03:04	0-0	.000	0-0	.000	0-0	.000	0	0	0	2.1	1	0	1	0	0	0	3.2
Totals		2	258:38	20-45	.444	11-19	.579	10-12	.833	9	30	39	2.1	27	16	27	1	9	61	3.2

Player Averages

Games Played	Minutes/game	Points/game	FG Pct	3FG Pct	FT Pct	Rebounds/game	Assists/game	Turnovers/game	Assist/Turnover ratio	Steals/game	Blocks/game
19	13.6	3.2	44.4	57.9	83.3	2.1	0.8	1.4	0.6	0.5	0.1

10



MYLES STUTE

Sophomore • F • 6-7 • 210
Washington, D.C. (Gonzaga College HS)
STEW-dee

SEASON	TEAM	GP-GS		MIN/AVG		Field Goals		3-Point		F-Throws		Rebounds				Scoring										
		GP	GS	MIN	AVG	FG-FGA	FG%	3FG-3FGA	3FG%	FT-FTA	FT%	OFF	DEF	TOT	AVG	PF-FO	A	TO	BLK	STL	PTS	AVG				
2020-21	Vandy	21	3	315	15.0	22	76	.289	18	63	.286	19	25	.760	12	37	49	2.3	25	0	11	17	2	6	81	3.9
2021-22	Vandy	20	18	448	22.4	54	123	.439	39	96	.406	20	26	.769	17	49	66	3.3	49	1	9	15	9	14	167	8.4
TOTAL		41	21	763	18.6	76	199	.382	57	159	.358	39	51	.765	29	86	115	2.8	74	1	20	32	11	20	248	6.0

Single Game Highs

Statistic	Value	
Points	20	vs Mississippi Val. 11/29/21
Rebounds	7	vs BYU 12/23/21
Assists	2	6 times
Steals	4	vs Winthrop 11/20/21
Blocks	2	vs Mississippi Val. 11/29/21
FG Made	6	vs Mississippi Val. 11/29/21
FG Attempts	11	vs Mississippi Val. 11/29/21, vs Kentucky 01/11/22
3FG Made	6	vs Mississippi Val. 11/29/21
3FG Attempts	10	vs Mississippi Val. 11/29/21
FT Made	7	vs South Carolina 01/08/22
FT Attempts	8	vs South Carolina 01/08/22

Opponent	Date	GS	MIN	Total		3-Pointers		Free throws		Rebounds				PF		A		TO		BLK		STL		PTS		AVG	
				FG-FGA	PCT	3FG-3FGA	PCT	FT-FTA	PCT	OFF	DEF	TOT	AVG	PF	A	TO	BLK	STL	PTS	AVG							
Alabama St.	11/10/2021	*	18:02	5-9	.556	3-7	.429	0-0	.000	1	2	3	3.0	2	0	0	1	0	13	13.0							
Texas St.	11/14/2021	*	28:23	4-7	.571	4-6	.667	0-0	.000	0	2	2	2.5	3	0	0	0	0	12	12.5							
VCU	11/17/2021	*	20:55	0-3	.000	0-2	.000	1-2	.500	1	0	1	2.0	3	0	4	1	0	1	8.7							
Winthrop	11/20/2021	*	21:12	1-5	.200	0-4	.000	2-4	.500	0	4	4	2.5	0	1	1	0	4	4	7.5							
at Pittsburgh	11/24/2021	*	18:37	2-6	.333	2-5	.400	2-2	1.000	0	1	1	2.2	1	0	0	2	8	7.6								
Mississippi Val.	11/29/2021	*	18:46	6-11	.545	6-10	.600	2-2	1.000	0	6	6	2.8	1	0	0	2	1	20	9.7							
at SMU	12/04/2021	*	23:21	1-4	.250	0-3	.000	0-0	.000	1	3	4	3.0	4	2	1	0	1	2	8.6							
Temple	12/07/2021	*	13:05	1-4	.250	1-3	.333	0-0	.000	1	0	1	2.8	1	0	0	1	0	3	7.9							
Loyola Chicago	12/10/2021	*	20:55	4-6	.667	1-2	.500	0-0	.000	2	4	6	3.1	3	0	0	1	0	9	8.0							
Austin Peay	12/18/2021		10:59	1-2	.500	1-2	.500	0-0	.000	1	2	3	3.1	3	0	0	0	0	3	7.5							
at Hawaii	12/22/2021		09:03	2-4	.500	1-2	.500	0-0	.000	0	1	1	2.9	2	0	1	0	0	5	7.3							
vs BYU	12/23/2021	*	32:17	5-9	.556	3-7	.429	1-1	1.000	3	4	7	3.3	3	2	1	1	0	14	7.8							
at Arkansas	01/04/2022	*	31:27	3-9	.333	2-8	.250	0-0	.000	2	4	6	3.5	4	0	1	1	1	8	7.8							
South Carolina	01/08/2022	*	25:52	4-8	.500	4-7	.571	7-8	.875	1	3	4	3.5	3	0	1	0	2	19	8.6							
Kentucky	01/11/2022	*	28:29	2-11	.182	2-8	.250	0-0	.000	0	3	3	3.5	0	0	0	0	1	6	8.5							
at Georgia	01/15/2022	*	28:16	3-5	.600	2-4	.500	1-2	.500	1	0	1	3.3	1	2	1	0	0	9	8.5							
Tennessee	01/18/2022	*	08:01	2-4	.500	2-4	.500	1-1	1.000	1	0	1	3.2	5	0	1	0	0	7	8.4							
at Florida	01/22/2022	*	24:50	1-5	.200	1-5	.200	2-2	1.000	1	1	2	3.1	3	1	1	0	0	5	8.2							
at South Carolina	01/26/2022	*	30:13	3-4	.750	1-2	.500	1-1	1.000	1	3	4	3.2	4	1	1	1	2	8	8.2							
Georgia	01/29/2022	*	35:00	4-7	.571	3-5	.600	0-1	.000	0	6	6	3.3	3	0	1	0	0	11	8.4							
Totals			18	447:44	54-123	.439	39-96	.406	20-26	.769	17	49	66	3.3	49	9	15	9	14	167	8.4						

Player Averages

Games Played	Minutes/game	Points/game	FG Pct	3FG Pct	FT Pct	Rebounds/game	Assists/game	Turnovers/game	Assist/Turnover ratio	Steals/game	Blocks/game
20	22.4	8.4	43.9	40.6	76.9	3.3	0.5	0.8	0.6	0.7	0.5

11



GABE DORSEY
Freshman • G • 6-6 • 215
Westminster, Md. (The Hill School)

SEASON	TEAM	GP-GS		MIN/AVG		Field Goals		3-Point		F-Throws		Rebounds				Scoring										
		GP	GS	MIN	AVG	FG	FGA	FG%	3FG	3FGA	3FG%	FT	FTA	FT%	OFF	DEF	TOT	AVG	PF	FO	A	TO	BLK	STL	PTS	AVG
2021-22	Vandy	16	2	107	6.7	4	26	.154	2	21	.095	0	1	.000	2	3	5	0.3	8	0	1	4	1	0	10	0.6
TOTAL		16	2	107	6.7	4	26	.154	2	21	.095	0	1	.000	2	3	5	0.3	8	0	1	4	1	0	10	0.6

Single Game Highs

Statistic	Value	
Points	3	vs Mississippi Val. 11/29/21, vs Austin Peay 12/18/21
Rebounds	1	5 times
Assists	1	vs Winthrop 11/20/21
Blocks	1	vs Austin Peay 12/18/21
FG Made	1	4 times
FG Attempts	4	vs Temple 12/07/21, at Georgia 01/15/22
3FG Made	1	vs Mississippi Val. 11/29/21, vs Austin Peay 12/18/21
3FG Attempts	4	at Georgia 01/15/22
FT Attempts	1	vs Temple 12/07/21

Opponent	Date	GS	MIN	Total		3-Pointers		Free throws		Rebounds				PF A TO BLK STL				PTS		AVG				
				FG	FGA	PCT	3FG	3FGA	PCT	FT	FTA	PCT	OFF	DEF	TOT	AVG	PF	A	TO		BLK	STL	PTS	
Alabama St.	11/10/2021		07:17	0	1	.000	0	1	.000	0	0	0	0.0	1	0	0	0	0	0	0	0	0	0	0.0
Texas St.	11/14/2021		04:30	0	1	.000	0	1	.000	0	0	0	0.0	0	0	1	0	0	0	0	0	0	0	0.0
VCU	11/17/2021		05:55	1	1	1.000	0	0	.000	0	0	1	0.3	0	0	0	0	0	0	0	0	2	0.7	
Winthrop	11/20/2021		07:39	0	3	.000	0	3	.000	0	0	1	0.5	0	1	0	0	0	0	0	0	0	0	0.5
at Pittsburgh	11/24/2021		01:34	0	0	.000	0	0	.000	0	0	0	0.4	0	0	0	0	0	0	0	0	0	0	0.4
Mississippi Val.	11/29/2021		11:37	1	3	.333	1	2	.500	0	0	1	0.5	1	0	1	0	0	0	0	0	3	0.8	
at SMU	12/04/2021		01:47	0	0	.000	0	0	.000	0	0	0	0.4	0	0	0	0	0	0	0	0	0	0	0.7
Temple	12/07/2021		09:40	1	4	.250	0	2	.000	0	0	0	0.4	1	0	0	0	0	0	0	0	2	0.9	
Loyola Chicago	12/10/2021		04:29	0	0	.000	0	0	.000	0	0	0	0.3	0	0	0	0	0	0	0	0	0	0	0.8
Austin Peay	12/18/2021	*	08:52	1	3	.333	1	3	.333	0	0	1	0.4	0	0	1	1	0	0	0	0	3	1.0	
at Hawaii	12/22/2021	*	06:51	0	3	.000	0	2	.000	0	0	0	0.4	0	0	0	0	0	0	0	0	0	0	0.9
vs BYU	12/23/2021		03:11	0	1	.000	0	1	.000	0	0	0	0.3	0	0	0	0	0	0	0	0	0	0	0.8
Kentucky	01/11/2022		11:39	0	1	.000	0	1	.000	0	0	1	0.4	1	0	0	0	0	0	0	0	0	0	0.8
at Georgia	01/15/2022		12:29	0	4	.000	0	4	.000	0	0	0	0.4	2	0	0	0	0	0	0	0	0	0	0.7
Tennessee	01/18/2022		03:42	0	0	.000	0	0	.000	0	0	0	0.3	2	0	1	0	0	0	0	0	0	0	0.7
at Florida	01/22/2022		06:04	0	1	.000	0	1	.000	0	0	0	0.3	0	0	0	0	0	0	0	0	0	0	0.6
Totals		2	107:16	4	26	.154	2	21	.095	0	1	.000		2	3	5	0.3	8	1	4	1	0	10	0.6

Player Averages

Games Played	Minutes/game	Points/game	FG Pct	3FG Pct	FT Pct	Rebounds/game	Assists/game	Turnovers/game	Assist/Turnover ratio	Steals/game	Blocks/game
16	6.7	0.6	15.4	9.5	0.0	0.3	0.1	0.3	0.3	0.0	0.1

12



TREY THOMAS
Sophomore • G • 5-11 • 160
Durham, Ontario (Crestwood Prep)

SEASON	TEAM	GP-GS	MIN/AVG	Field Goals		3-Point		F-Throws		Rebounds				Scoring						
				FG-FGA	FG%	3FG-3FGA	3FG%	FT-FTA	FT%	OFF	DEF	TOT	AVG	PF-FO	A	TO	BLK	STL	PTS	AVG
2020-21	Vandy	25-3	456/18.2	49-135	.363	39-98	.398	13-18	.722	8	30	38	1.5	51-1	22	24	0	15	150	6.0
2021-22	Vandy	20-0	382/19.1	42-122	.344	30-94	.319	16-20	.800	3	20	23	1.2	22-0	20	23	1	9	130	6.5
TOTAL		45-3	838/18.6	91-257	.354	69-192	.359	29-38	.763	11	50	61	1.4	73-1	42	47	1	24	280	6.2

Single Game Highs

Statistic	Value	
Points	17	vs Mississippi St. 01/09/21
Rebounds	5	vs Richmond 12/16/20, at Cincinnati 03/04/21
Assists	3	at Kentucky 01/05/21, vs Mississippi St. 01/09/21, vs Winthrop 11/20/21
Steals	3	at LSU 03/02/21
Blocks	1	vs Winthrop 11/20/21
FG Made	6	vs Mississippi St. 01/09/21
FG Attempts	11	vs Mississippi St. 01/09/21, vs Tennessee 01/18/22
3FG Made	5	vs Mississippi St. 01/09/21, at Arkansas 01/04/22
3FG Attempts	9	vs Mississippi St. 01/09/21, vs Tennessee 01/18/22
FT Made	3	vs Alabama St. 11/10/21, vs Mississippi Val. 11/29/21
FT Attempts	4	at LSU 03/02/21, vs Alabama St. 11/10/21, vs Mississippi Val. 11/29/21

Opponent	Date	GS	MIN	Total		3-Pointers		Free throws		Rebounds				PF	A	TO	BLK	STL	PTS	AVG
				FG-FGA	PCT	3FG-3FGA	PCT	FT-FTA	PCT	OFF	DEF	TOT	AVG							
Alabama St.	11/10/2021		15:42	0-7	.000	0-6	.000	3-4	.750	1	0	1	1.0	0	2	1	0	1	3	3.0
Texas St.	11/14/2021		14:11	1-2	.500	1-2	.500	2-2	1.000	1	1	2	1.5	0	1	2	0	0	5	4.0
VCU	11/17/2021		09:52	0-4	.000	0-4	.000	0-0	.000	0	0	0	1.0	1	0	0	0	0	0	2.7
Winthrop	11/20/2021		16:46	0-5	.000	0-3	.000	0-0	.000	0	2	2	1.3	0	3	1	1	0	0	2.0
at Pittsburgh	11/24/2021		16:12	4-8	.500	4-6	.667	2-2	1.000	1	2	3	1.6	0	1	0	0	0	14	4.4
Mississippi Val.	11/29/2021		21:14	2-4	.500	0-2	.000	3-4	.750	0	3	3	1.8	1	1	1	0	1	7	4.8
at SMU	12/04/2021		10:38	0-2	.000	0-2	.000	0-0	.000	0	0	0	1.6	1	2	2	0	0	0	4.1
Temple	12/07/2021		33:25	4-10	.400	1-7	.143	0-0	.000	0	0	0	1.4	4	0	1	0	2	9	4.8
Loyola Chicago	12/10/2021		14:33	2-7	.286	0-5	.000	1-1	1.000	0	1	1	1.3	1	1	0	0	0	5	4.8
Austin Peay	12/18/2021		19:34	4-8	.500	3-6	.500	0-0	.000	0	1	1	1.3	3	2	0	0	1	11	5.4
at Hawaii	12/22/2021		22:30	2-5	.400	2-4	.500	2-3	.667	0	0	0	1.2	1	0	0	0	0	8	5.6
vs BYU	12/23/2021		20:25	3-8	.375	2-5	.400	0-0	.000	0	3	3	1.3	1	1	1	0	2	8	5.8
at Arkansas	01/04/2022		24:45	5-9	.556	5-7	.714	0-0	.000	0	1	1	1.3	2	1	2	0	0	15	6.5
South Carolina	01/08/2022		17:52	0-4	.000	0-4	.000	0-0	.000	0	2	2	1.4	0	1	2	0	0	0	6.1
Kentucky	01/11/2022		25:19	5-10	.500	4-6	.667	0-0	.000	0	1	1	1.3	0	0	2	0	0	14	6.6
at Georgia	01/15/2022		19:05	1-6	.167	1-5	.200	0-0	.000	0	0	0	1.3	0	2	1	0	0	3	6.4
Tennessee	01/18/2022		29:31	4-11	.364	3-9	.333	1-2	.500	0	1	1	1.2	0	0	4	0	1	12	6.7
at Florida	01/22/2022		21:11	2-5	.400	1-4	.250	2-2	1.000	0	0	0	1.2	1	1	3	0	0	7	6.7
at South Carolina	01/26/2022		16:31	2-5	.400	2-5	.400	0-0	.000	0	1	1	1.2	2	0	0	0	1	6	6.7
Georgia	01/29/2022		12:36	1-2	.500	1-2	.500	0-0	.000	0	1	1	1.2	4	1	0	0	0	3	6.5
Totals		0	381:51	42-122	.344	30-94	.319	16-20	.800	3	20	23	1.2	22	20	23	1	9	130	6.5

Player Averages

Games Played	Minutes/game	Points/game	FG Pct	3FG Pct	FT Pct	Rebounds/game	Assists/game	Turnovers/game	Assist/Turnover ratio	Steals/game	Blocks/game
20	19.1	6.5	34.4	31.9	80.0	1.2	1.0	1.2	0.9	0.5	0.1

15



TERREN FRANK
 Sophomore • F • 6-8 • 240
 Los Angeles, Calif. (TCU)

				Field Goals		3-Point		F-Throws		Rebounds								Scoring		
SEASON	TEAM	GP-GS	MIN/AVG	FG-FGA	FG%	3FG-3FGA	3FG%	FT-FTA	FT%	OFF	DEF	TOT	AVG	PF-FO	A	TO	BLK	STL	PTS	AVG
2020-21	TCU	14-0	120/8.6	11-27	.407	5-13	.385	0-1	.000	3	9	12	0.9	9-0	5	4	2	1	27	1.9
2021-22	Vandy	19-0	222/11.7	15-47	.319	3-19	.158	8-13	.615	11	26	37	1.9	25-0	4	11	4	6	41	2.2
TOTAL FOR Vandy		19-0	222/11.7	15-47	.319	3-19	.158	8-13	.615	11	26	37	1.9	25-0	4	11	4	6	41	2.2
TOTAL		33-0	343/10.4	26-74	.351	8-32	.250	8-14	.571	14	35	49	1.5	34-0	9	15	6	7	68	2.1

Single Game Highs

Statistic	Value	
Points	8	vs Iowa St. 02/09/21, at Texas 02/13/21
Rebounds	6	vs Temple 12/07/21
Assists	2	at Hawaii 12/22/21
Steals	3	vs Temple 12/07/21
Blocks	2	vs Mississippi Val. 11/29/21
FG Made	3	vs Iowa St. 02/09/21, at Texas 02/13/21
FG Attempts	7	vs Iowa St. 02/09/21, vs West Virginia 02/23/21
3FG Made	2	vs Iowa St. 02/09/21, at Texas 02/13/21
3FG Attempts	5	vs VCU 11/17/21
FT Made	3	vs Temple 12/07/21
FT Attempts	4	vs Temple 12/07/21

Opponent	Date	GS	MIN	Total		3-Pointers		Free throws		Rebounds				PF	A	TO	BLK	STL	PTS	AVG
				FG-FGA	PCT	3FG-3FGA	PCT	FT-FTA	PCT	OFF	DEF	TOT	AVG							
Alabama St.	11/10/2021		20:52	2-6	.333	0-1	.000	1-2	.500	3	2	5	5.0	1	0	0	0	0	5	5.0
Texas St.	11/14/2021		12:26	1-1	1.000	1-1	1.000	0-0	.000	0	5	5	5.0	2	0	0	0	0	3	4.0
VCU	11/17/2021		15:42	1-5	.200	1-5	.200	0-0	.000	1	0	1	3.7	0	1	0	0	1	3	3.7
Winthrop	11/20/2021		06:09	0-2	.000	0-0	.000	0-0	.000	0	1	1	3.0	0	0	1	0	0	0	2.8
at Pittsburgh	11/24/2021		17:43	2-3	.667	1-1	1.000	0-0	.000	0	0	0	2.4	3	0	1	0	0	5	3.2
Mississippi Val.	11/29/2021		20:05	2-6	.333	0-2	.000	0-3	.000	1	4	5	2.8	2	0	1	2	0	4	3.3
at SMU	12/04/2021		14:31	1-4	.250	0-2	.000	2-2	1.000	0	0	0	2.4	1	0	1	0	1	4	3.4
Temple	12/07/2021		31:55	1-6	.167	0-2	.000	3-4	.750	2	4	6	2.9	3	0	0	0	3	5	3.6
Loyola Chicago	12/10/2021		02:58	0-0	.000	0-0	.000	0-0	.000	0	0	0	2.6	1	0	0	0	0	0	3.2
Austin Peay	12/18/2021		15:29	1-3	.333	0-1	.000	2-2	1.000	1	1	2	2.5	3	1	1	0	0	4	3.3
at Hawaii	12/22/2021		16:04	2-4	.500	0-1	.000	0-0	.000	1	4	5	2.7	2	2	2	1	1	4	3.4
vs BYU	12/23/2021		08:53	0-1	.000	0-0	.000	0-0	.000	0	2	2	2.7	1	0	1	0	0	0	3.1
at Arkansas	01/04/2022		16:10	1-2	.500	0-1	.000	0-0	.000	0	2	2	2.6	2	0	2	0	0	2	3.0
South Carolina	01/08/2022		02:49	0-0	.000	0-0	.000	0-0	.000	0	0	0	2.4	1	0	0	0	0	0	2.8
Kentucky	01/11/2022		03:47	0-1	.000	0-1	.000	0-0	.000	0	0	0	2.3	1	0	0	0	0	0	2.6
at Georgia	01/15/2022		03:12	0-0	.000	0-0	.000	0-0	.000	1	0	1	2.2	0	0	0	0	0	0	2.4
Tennessee	01/18/2022		05:19	0-1	.000	0-1	.000	0-0	.000	0	1	1	2.1	1	0	0	0	0	0	2.3
at South Carolina	01/26/2022		02:03	0-0	.000	0-0	.000	0-0	.000	0	0	0	2.0	1	0	0	0	0	0	2.2
Georgia	01/29/2022		06:13	1-2	.500	0-0	.000	0-0	.000	1	0	1	1.9	0	0	1	1	0	2	2.2
Totals		0	222:21	15-47	.319	3-19	.158	8-13	.615	11	26	37	1.9	25	4	11	4	6	41	2.2

Player Averages

Games Played	Minutes/game	Points/game	FG Pct	3FG Pct	FT Pct	Rebounds/game	Assists/game	Turnovers/game	Assist/Turnover ratio	Steals/game	Blocks/game
19	11.7	2.2	31.9	15.8	61.5	1.9	0.2	0.6	0.4	0.3	0.2

20



MAX ADELMAN
 Sophomore • G • 6-5 • 205
 Memphis, Tenn. (The Hun School)
AY-dul-min

SEASON	TEAM	GP-GS	MIN/AVG	Field Goals		3-Point		F-Throws		Rebounds				Scoring						
				FG-FGA	FG%	3FG-3FGA	3FG%	FT-FTA	FT%	OFF	DEF	TOT	AVG	PF-FO	A	TO	BLK	STL	PTS	AVG
2020-21	Vandy	4-0	4/0.9	0-0	.000	0-0	.000	0-0	.000	0	0	0	0.0	0-0	0	0	0	1	0	0.0
2021-22	Vandy	3-0	5/1.8	0-1	.000	0-0	.000	0-0	.000	0	1	1	0.3	0-0	1	0	0	0	0	0.0
TOTAL		7-0	9/1.3	0-1	.000	0-0	.000	0-0	.000	0	1	1	0.1	0-0	1	0	0	1	0	0.0

Single Game Highs


Statistic	Value
Rebounds	1 vs Austin Peay 12/18/21
Assists	1 vs Mississippi Val. 11/29/21
Steals	1 at Ole Miss 03/06/21
FG Attempts	1 vs Alabama St. 11/10/21

Opponent	Date	GS	MIN	Total		3-Pointers		Free throws		Rebounds				Scoring						
				FG-FGA	PCT	3FG-3FGA	PCT	FT-FTA	PCT	OFF	DEF	TOT	AVG	PF	A	TO	BLK	STL	PTS	AVG
Alabama St.	11/10/2021		02:46	0-1	.000	0-0	.000	0-0	.000	0	0	0	0.0	0	0	0	0	0	0	0.0
Mississippi Val.	11/29/2021		01:09	0-0	.000	0-0	.000	0-0	.000	0	0	0	0.0	0	1	0	0	0	0	0.0
Austin Peay	12/18/2021		01:34	0-0	.000	0-0	.000	0-0	.000	0	1	1	0.3	0	0	0	0	0	0	0.0
Totals			0 05:29	0-1	.000	0-0	.000	0-0	.000	0	1	1	0.3	0	1	0	0	0	0	0.0

Player Averages

Games Played	Minutes/game	Points/game	FG Pct	3FG Pct	FT Pct	Rebounds/game	Assists/game	Turnovers/game	Assist/Turnover ratio	Steals/game	Blocks/game
3	1.8	0.0	0.0	0.0	0.0	0.3	0.3	0.0	1.0	0.0	0.0

22



GRAHAM CALTON
 Freshman • G • 6-5 • 200
 Charlotte, N.C. (Charlotte Latin School)

SEASON	TEAM	GP-GS	MIN/AVG	Field Goals		3-Point		F-Throws		Rebounds				Scoring						
				FG-FGA	FG%	3FG-3FGA	3FG%	FT-FTA	FT%	OFF	DEF	TOT	AVG	PF-FO	A	TO	BLK	STL	PTS	AVG
2021-22	Vandy	3-0	10/3.2	0-2	.000	0-2	.000	0-0	.000	0	1	1	0.3	1-0	0	0	0	1	0	0.0
TOTAL		3-0	10/3.2	0-2	.000	0-2	.000	0-0	.000	0	1	1	0.3	1-0	0	0	0	1	0	0.0

Single Game Highs

Statistic	Value
Rebounds	1 vs Mississippi Val. 11/29/21
Steals	1 vs Mississippi Val. 11/29/21
FG Attempts	1 vs Alabama St. 11/10/21, vs Mississippi Val. 11/29/21
3FG Attempts	1 vs Alabama St. 11/10/21, vs Mississippi Val. 11/29/21

Opponent	Date	GS	MIN	Total		3-Pointers		Free throws		Rebounds				Scoring						
				FG-FGA	PCT	3FG-3FGA	PCT	FT-FTA	PCT	OFF	DEF	TOT	AVG	PF	A	TO	BLK	STL	PTS	AVG
Alabama St.	11/10/2021		04:21	0-1	.000	0-1	.000	0-0	.000	0	0	0	0.0	1	0	0	0	0	0	0.0
Mississippi Val.	11/29/2021		03:46	0-1	.000	0-1	.000	0-0	.000	0	1	1	0.5	0	0	0	0	1	0	0.0
Austin Peay	12/18/2021		01:34	0-0	.000	0-0	.000	0-0	.000	0	0	0	0.3	0	0	0	0	0	0	0.0
Totals			0 09:41	0-2	.000	0-2	.000	0-0	.000	0	1	1	0.3	1	0	0	0	1	0	0.0

Player Averages

Games Played	Minutes/game	Points/game	FG Pct	3FG Pct	FT Pct	Rebounds/game	Assists/game	Turnovers/game	Assist/Turnover ratio	Steals/game	Blocks/game
3	3.2	0.0	0.0	0.0	0.0	0.3	0.0	0.0	0.0	0.3	0.0

21




LIAM ROBBINS
 Graduate • C • 7-0 • 250
 Davenport, Iowa (U of Minnesota)

SEASON	TEAM	GP-GS	MIN/AVG	Field Goals		3-Point		F-Throws		Rebounds				Scoring							
				FG-FGA	FG%	3FG-3FGA	3FG%	FT-FTA	FT%	OFF	DEF	TOT	AVG	PF-FO	A	TO	BLK	STL	PTS	AVG	
2018-19	DRA	31-2	350/11.3	50-113	.442	3-13	.231	25-42	.595	39	44	83	2.7	79-2	16	22	35	10	128	4.1	
2019-20	DRA	34-34	920/27.1	189-379	.499	10-41	.244	93-134	.694	67	174	241	7.1	101-5	28	57	99	20	481	14.1	
2020-21	MINN	23-23	565/24.6	89-202	.441	17-52	.327	75-108	.694	55	97	152	6.6	83-5	25	38	62	15	270	11.7	
TOTAL FOR Vandy		0-0	0/0.0	0-0	.000	0-0	.000	0-0	.000	0	0	0	0.0	0-0	0	0	0	0	0	0	0.0
TOTAL		88-59	1835/20.9	328-694	.473	30-106	.283	193-284	.680	161	315	476	5.4	263-12	69	117	196	45	879	10.0	

Single Game Highs

Statistic	Value	
Points	29	vs Bradley 02/05/20
Rebounds	14	vs Ohio St. 01/03/21
Assists	4	vs McKendree 12/29/18, vs Ohio St. 01/03/21, vs Illinois 02/20/21
Steals	3	at Rutgers 02/04/21
Blocks	7	vs Loyola Chicago 01/07/20
FG Made	10	at Bradley 12/31/19
FG Attempts	18	vs Bradley 03/07/20
3FG Made	3	at Dayton 12/14/19, vs Michigan 01/16/21
3FG Attempts	7	at Purdue 01/30/21
FT Made	13	vs Valparaiso 02/19/20
FT Attempts	18	vs Valparaiso 02/19/20

23



JAMAINE MANN
 Sophomore • G/F • 6-6 • 230
 Hampton, Ga. (Gardner-Webb U)
juh-MAIN

SEASON	TEAM	GP-GS		MIN/AVG		Field Goals		3-Point		F-Throws		Rebounds				Scoring						
						FG-FGA	FG%	3FG-3FGA	3FG%	FT-FTA	FT%	OFF	DEF	TOT	AVG	PF-FO	A	TO	BLK	STL	PTS	AVG
2020-21	GW	26-10		541	20.8	63-122	.516	4-13	.308	46-83	.554	53	84	137	5.3	67-3	19	28	12	9	176	6.8
2021-22	Vandy	17-1		308	18.1	32-65	.492	1-9	.111	28-50	.560	29	48	77	4.5	31-0	5	9	11	12	93	5.5
TOTAL FOR Vandy		17-1		308	18.1	32-65	.492	1-9	.111	28-50	.560	29	48	77	4.5	31-0	5	9	11	12	93	5.5
TOTAL		43-11		849	19.7	95-187	.508	5-22	.227	74-133	.556	82	132	214	5.0	98-3	24	37	23	21	269	6.3

Single Game Highs

Statistic	Value	
Points	18	vs UNC Asheville 01/20/21
Rebounds	12	vs Presbyterian 02/04/21
Assists	3	at Radford 02/18/21, vs Campbell 01/05/21
Steals	2	4 times
Blocks	4	at Radford 02/17/21
FG Made	8	vs UNC Asheville 01/20/21
FG Attempts	11	vs UNC Asheville 01/20/21
3FG Made	1	5 times
3FG Attempts	2	at Radford 02/18/21, at Winthrop 01/10/21
FT Made	8	vs Presbyterian 02/04/21
FT Attempts	10	vs Presbyterian 02/04/21

Opponent	Date	GS	MIN	Total		3-Pointers		Free throws		Rebounds				PF	A	TO	BLK	STL	PTS	AVG
				FG-FGA	PCT	3FG-3FGA	PCT	FT-FTA	PCT	OFF	DEF	TOT	AVG							
Alabama St.	11/10/2021		17:35	4-5	.800	0-0	.000	7-9	.778	6	4	10	10.0	3	1	0	1	2	15	15.0
Texas St.	11/14/2021		09:47	0-2	.000	0-0	.000	2-2	1.000	1	4	5	7.5	4	0	1	0	0	2	8.5
VCU	11/17/2021		13:48	1-5	.200	0-1	.000	1-3	.333	3	1	4	6.3	2	0	0	0	1	3	6.7
Winthrop	11/20/2021		17:06	1-2	.500	0-1	.000	2-3	.667	2	3	5	6.0	2	0	0	0	0	4	6.0
at Pittsburgh	11/24/2021		19:22	2-2	1.000	0-0	.000	0-0	.000	2	2	4	5.6	2	0	1	0	1	4	5.6
Mississippi Val.	11/29/2021		15:47	2-3	.667	0-0	.000	0-0	.000	1	5	6	5.7	1	0	0	1	0	4	5.3
at SMU	12/04/2021		12:29	1-3	.333	0-1	.000	0-0	.000	0	2	2	5.1	1	0	0	1	0	2	4.9
Temple	12/07/2021		29:23	6-9	.667	0-1	.000	3-6	.500	3	3	6	5.3	2	0	1	1	1	15	6.1
Loyola Chicago	12/10/2021		22:20	2-2	1.000	0-0	.000	3-5	.600	1	3	4	5.1	1	0	0	0	0	7	6.2
Austin Peay	12/18/2021	*	22:38	3-4	.750	0-1	.000	1-2	.500	0	2	2	4.8	0	0	0	1	1	7	6.3
South Carolina	01/08/2022		17:19	2-5	.400	0-0	.000	5-9	.556	4	2	6	4.9	2	0	2	1	2	9	6.5
Kentucky	01/11/2022		16:37	1-4	.250	0-1	.000	0-0	.000	1	0	1	4.6	2	0	0	2	1	2	6.2
at Georgia	01/15/2022		18:51	3-4	.750	0-1	.000	0-1	.000	0	3	3	4.5	2	0	0	1	2	6	6.2
Tennessee	01/18/2022		27:39	1-4	.250	0-0	.000	0-2	.000	0	7	7	4.6	4	2	2	1	0	2	5.9
at Florida	01/22/2022		20:10	1-4	.250	0-1	.000	2-4	.500	3	2	5	4.7	2	0	0	0	1	4	5.7
at South Carolina	01/26/2022		14:59	0-2	.000	0-0	.000	1-2	.500	1	3	4	4.6	0	1	1	0	0	1	5.4
Georgia	01/29/2022		12:08	2-5	.400	1-1	1.000	1-2	.500	1	2	3	4.5	1	1	1	1	0	6	5.5
Totals		1	307:57	32-65	.492	1-9	.111	28-50	.560	29	48	77	4.5	31	5	9	11	12	93	5.5

Player Averages

Games Played	Minutes/game	Points/game	FG Pct	3FG Pct	FT Pct	Rebounds/game	Assists/game	Turnovers/game	Assist/Turnover ratio	Steals/game	Blocks/game
17	18.1	5.5	49.2	11.1	56.0	4.5	0.3	0.5	0.6	0.7	0.6

33



DREW WEIKERT
Senior • G • 6-0 • 170
Nashville, Tenn. (Centre College)
WHY-kert

SEASON	TEAM	GP-GS	MIN/AVG	Field Goals		3-Point		F-Throws		Rebounds				Scoring						
				FG-FGA	FG%	3FG-3FGA	3FG%	FT-FTA	FT%	OFF	DEF	TOT	AVG	PF	FO	A	TO	BLK	STL	PTS
2019-20	Vandy	4-0	10/2.5	2-3	.667	0-1	.000	0-0	.000	0	0	0	0.0	4-0	0	0	0	2	4	1.0
2020-21	Vandy	2-0	12/6.2	1-3	.333	0-2	.000	0-0	.000	1	2	3	1.5	1-0	2	1	0	0	2	1.0
2021-22	Vandy	8-3	74/9.3	4-10	.400	3-9	.333	2-2	1.000	0	6	6	0.8	2-0	3	1	0	4	13	1.6
TOTAL		14-3	96/6.9	7-16	.438	3-12	.250	2-2	1.000	1	8	9	0.6	7-0	5	2	0	6	19	1.4

Single Game Highs

Statistic	Value
Points	5 vs Alabama St. 11/10/21
Rebounds	2 vs Mississippi Val. 12/13/20, at Florida 01/22/22, at South Carolina 01/26/22
Assists	1 5 times
Steals	2 vs Tennessee 01/18/22
FG Made	1 7 times
FG Attempts	3 vs Mississippi Val. 12/13/20, at South Carolina 01/26/22
3FG Made	1 vs Alabama St. 11/10/21, vs Mississippi Val. 11/29/21, at South Carolina 01/26/22
3FG Attempts	3 at South Carolina 01/26/22
FT Made	2 vs Alabama St. 11/10/21
FT Attempts	2 vs Alabama St. 11/10/21

Opponent	Date	GS	MIN	Total		3-Pointers		Free throws		Rebounds				PF	A	TO	BLK	STL	PTS	AVG
				FG-FGA	PCT	3FG-3FGA	PCT	FT-FTA	PCT	OFF	DEF	TOT	AVG							
Alabama St.	11/10/2021		06:53	1-1	1.000	1-1	1.000	2-2	1.000	0	0	0	0.0	0	0	0	0	0	5	5.0
Winthrop	11/20/2021		02:56	0-1	.000	0-1	.000	0-0	.000	0	0	0	0.0	0	0	0	1	0	2.5	
Mississippi Val.	11/29/2021		07:18	1-2	.500	1-2	.500	0-0	.000	0	0	0	0.0	0	1	0	0	0	3	2.7
Austin Peay	12/18/2021		03:59	0-0	.000	0-0	.000	0-0	.000	0	0	0	0.0	0	1	0	0	0	0	2.0
Tennessee	01/18/2022	*	11:16	0-1	.000	0-1	.000	0-0	.000	0	1	1	0.2	1	0	1	0	2	0	1.6
at Florida	01/22/2022	*	17:43	1-2	.500	0-1	.000	0-0	.000	0	2	2	0.5	1	0	0	0	1	2	1.7
at South Carolina	01/26/2022	*	15:08	1-3	.333	1-3	.333	0-0	.000	0	2	2	0.7	0	1	0	0	0	3	1.9
Georgia	01/29/2022		08:54	0-0	.000	0-0	.000	0-0	.000	0	1	1	0.8	0	0	0	0	0	0	1.6
Totals		3	74:07	4-10	.400	3-9	.333	2-2	1.000	0	6	6	0.8	2	3	1	0	4	13	1.6

Player Averages

Games Played	Minutes/game	Points/game	FG Pct	3FG Pct	FT Pct	Rebounds/game	Assists/game	Turnovers/game	Assist/Turnover ratio	Steals/game	Blocks/game
8	9.3	1.6	40.0	33.3	100.0	0.8	0.4	0.1	3.0	0.5	0.0

42



QUENTIN MILLORA-BROWN
Senior • F • 6-10 • 235
Lorton, Va. (Rice U)
mil-LORE-uh

SEASON	TEAM	GP-GS	MIN/AVG	Field Goals		3-Point		F-Throws		Rebounds				Scoring						
				FG-FGA	FG%	3FG-3FGA	3FG%	FT-FTA	FT%	OFF	DEF	TOT	AVG	PF-FO	A	TO	BLK	STL	PTS	AVG
2018-19	Rice	32-28	746/23.3	101-169	.598	0-0	.000	27-60	.450	69	119	188	5.9	75-1	39	35	37	9	229	7.2
2020-21	Vandy	19-8	255/13.4	26-37	.703	0-0	.000	6-17	.353	29	31	60	3.2	30-0	12	12	5	3	58	3.1
2021-22	Vandy	20-20	482/24.1	46-72	.639	0-0	.000	20-46	.435	48	65	113	5.7	49-1	28	15	26	12	112	5.6
TOTAL FOR Vandy		39-28	737/18.9	72-109	.661	0-0	.000	26-63	.413	77	96	173	4.4	79-1	40	27	31	15	170	4.4
TOTAL		71-56	1483/20.9	173-278	.622	0-0	.000	53-123	.431	146	215	361	5.1	154-2	79	62	68	24	399	5.6

Single Game Highs

Statistic	Value	
Points	21	vs Northwestern St. 11/17/18
Rebounds	16	at FIU 02/14/19
Assists	5	vs Alabama St. 11/10/21
Steals	2	vs Omaha 12/21/18, at Arkansas 01/04/22, at South Carolina 01/26/22
Blocks	3	8 times
FG Made	10	vs Northwestern St. 11/17/18
FG Attempts	13	vs Western Ky. 02/07/19
FT Made	6	at UTRGV 12/18/18
FT Attempts	8	at UTRGV 12/18/18, vs Middle Tenn. 03/03/19

Opponent	Date	GS	MIN	Total		3-Pointers		Free throws		Rebounds				PF	A	TO	BLK	STL	PTS	AVG	
				FG-FGA	PCT	3FG-3FGA	PCT	FT-FTA	PCT	OFF	DEF	TOT	AVG								
Alabama St.	11/10/2021	*	19:39	1-1	1.000	0-0	.000	0-0	.000	2	1	3	3.0	1	5	1	1	0	2	2.0	
Texas St.	11/14/2021	*	21:16	1-4	.250	0-0	.000	1-2	.500	3	3	6	4.5	2	3	0	0	0	3	2.5	
VCU	11/17/2021	*	21:35	0-2	.000	0-0	.000	1-2	.500	2	2	4	4.3	1	0	2	2	1	1	2.0	
Winthrop	11/20/2021	*	19:58	4-4	1.000	0-0	.000	0-2	.000	3	3	6	4.8	2	0	2	1	0	8	3.5	
at Pittsburgh	11/24/2021	*	24:18	3-4	.750	0-0	.000	2-2	1.000	1	2	3	4.4	2	2	1	2	0	8	4.4	
Mississippi Val.	11/29/2021	*	20:19	1-2	.500	0-0	.000	2-2	1.000	1	0	1	3.8	2	1	1	0	1	4	4.3	
at SMU	12/04/2021	*	24:55	4-6	.667	0-0	.000	0-2	.000	4	4	8	4.4	3	4	0	2	0	8	4.9	
Temple	12/07/2021	*	13:05	0-2	.000	0-0	.000	2-2	1.000	1	1	2	4.1	3	0	0	0	0	2	4.5	
Loyola Chicago	12/10/2021	*	28:34	1-1	1.000	0-0	.000	0-0	.000	2	3	5	4.2	0	1	1	0	1	2	4.2	
Austin Peay	12/18/2021	*	20:32	6-7	.857	0-0	.000	1-2	.500	6	8	14	5.2	3	1	1	1	1	13	5.1	
at Hawaii	12/22/2021	*	26:39	4-6	.667	0-0	.000	1-2	.500	4	5	9	5.5	4	0	0	0	0	9	5.5	
vs BYU	12/23/2021	*	31:07	1-5	.200	0-0	.000	2-3	.667	5	5	10	5.9	1	3	0	2	1	4	5.3	
at Arkansas	01/04/2022	*	25:07	0-0	.000	0-0	.000	0-0	.000	1	5	6	5.9	2	1	0	0	2	0	4.9	
South Carolina	01/08/2022	*	21:51	2-4	.500	0-0	.000	3-5	.600	2	2	4	5.8	5	2	0	3	1	7	5.1	
Kentucky	01/11/2022	*	28:33	3-3	1.000	0-0	.000	0-0	.000	2	5	7	5.9	3	2	0	3	1	6	5.1	
at Georgia	01/15/2022	*	19:52	5-5	1.000	0-0	.000	1-4	.250	3	3	6	5.9	2	0	0	3	0	11	5.5	
Tennessee	01/18/2022	*	33:54	2-3	.667	0-0	.000	0-1	.000	2	4	6	5.9	4	0	2	2	0	4	5.4	
at Florida	01/22/2022	*	26:40	3-5	.600	0-0	.000	0-4	.000	3	5	8	6.0	1	1	3	1	0	6	5.4	
at South Carolina	01/26/2022	*	29:45	2-4	.500	0-0	.000	2-6	.333	0	3	3	5.8	4	1	1	2	2	6	5.5	
Georgia	01/29/2022	*	23:53	3-4	.750	0-0	.000	2-5	.400	1	1	2	5.7	4	1	0	1	1	8	5.6	
Totals			20	481:32	46-72	.639	0-0	.000	20-46	.435	48	65	113	5.7	49	28	15	26	12	112	5.6

Player Averages

Games Played	Minutes/game	Points/game	FG Pct	3FG Pct	FT Pct	Rebounds/game	Assists/game	Turnovers/game	Assist/Turnover ratio	Steals/game	Blocks/game
20	24.1	5.6	63.9	0.0	43.5	5.7	1.4	0.8	1.9	0.6	1.3

TV/RADIO ROSTER



0 • TYRIN LAWRENCE
Sophomore • G • 6-4 • 195
Monticello, Ga. (Morgan County)



2 • SCOTTY PIPPEN JR.
Junior • G • 6-3 • 185
Los Angeles, Calif. (Sierra Canyon)



3 • RODNEY CHATMAN
Graduate • G • 6-1 • 215
Lithonia, Ga. (U of Dayton)



4 • JORDAN WRIGHT
Junior • G/F • 6-6 • 215
Baton Rouge, La. (Dunham)




5 • SHANE DEZONIE
Freshman • G • 6-5 • 215
Tobyhanna, Pa. (Brewster Academy)
duh-ZOE-nee



10 • MYLES STUTE
Sophomore • F • 6-7 • 210
Washington, D.C. (Gonzaga College HS)
STEW-dee



11 • GABE DORSEY
Freshman • G • 6-6 • 215
Westminster, Md. (The Hill School)



12 • TREY THOMAS
Sophomore • G • 5-11 • 160
Durham, Ontario (Crestwood Prep)



15 • TERREN FRANK
Sophomore • F • 6-8 • 240
Los Angeles, Calif. (TCU)




20 • MAX ADELMAN
Sophomore • G • 6-5 • 205
Memphis, Tenn. (The Hun School)
AY-dul-min



21 • LIAM ROBBINS
Graduate • C • 7-0 • 250
Davenport, Iowa (U of Minnesota)



22 • GRAHAM CALTON
Freshman • G • 6-5 • 200
Charlotte, N.C. (Charlotte Latin School)



23 • JAMAINE MANN
Sophomore • G/F • 6-6 • 230
Hampton, Ga. (Gardner-Webb U)
juh-MAIN



33 • DREW WEIKERT
Senior • G • 6-0 • 170
Nashville, Tenn. (Centre College)
WHY-kert



42 • QUENTIN MILLORA-BROWN
Senior • F • 6-10 • 235
Lorton, Va. (Rice U)
mil-LORE-uh



JERRY STACKHOUSE
Head Coach
3rd season (North Carolina '99)



ED CONROY
Associate Head Coach
1st season (The Citadel '89)



MICHAEL CURRY
Associate Head Coach
1st season (Georgia Southern '90)



ADAM MAZAREI
Assistant Coach
3rd season (Redlands '06)
muh-ZAHR-ee (rhymes with Ferrari)