

Ole Miss

BASKETBALL



Ole Miss at #6 Kentucky | Tues., March 1 | 6 PM CT | ESPN | Rupp Arena (23,500)

OleMissSports.com | OleMissGameday.com | [@OleMissMBB](https://twitter.com/OleMissMBB) | [OleMissMBB](https://www.instagram.com/OleMissMBB) | [OleMissMBB](https://www.facebook.com/OleMissMBB)

2021-22 SCHEDULE

DATE	OPPONENT	TV	TIME/RESULT
Nov. 5	Trevecca (Ex.)	None	W, 83-76
Nov. 9	NEW ORLEANS	SECN+	W, 82-61
Nov. 12	CHARLESTON SOUTHERN	SECN+	W, 93-68
Nov. 18	vs. Marquette @	ESPN2	L, 72-78
Nov. 19	vs. Elon @	ESPN3	W, 74-56
Nov. 21	vs. Boise State @	ESPN2	L, 50-60
Nov. 26	MISSISSIPPI VALLEY ST.	SECN+	W, 73-58
Nov. 30	RIDER	SECN+	W, 75-51
Dec. 4	#18 MEMPHIS	ESPN2	W, 67-63
Dec. 11	vs. W. Kentucky %	SEC Network	L, 48-71
Dec. 15	MIDDLE TENNESSEE	SECN+	W, 62-52
Dec. 18	DAYTON	SEC Network	W, 76-68
Dec. 21	SAMFORD	SECN+	L, 73-75
Jan. 5	at #18 Tennessee*	SEC Network	L, 60-66 (OT)
Jan. 8	MISSISSIPPI STATE*	SEC Network	W, 82-72
Jan. 11	at Texas A&M*	SEC Network	L, 51-67
Jan. 15	#4 AUBURN*	SEC Network	L, 71-80
Jan. 18	MISSOURI*	ESPNU	L, 53-78
Jan. 22	at Mississippi State*	ESPNU	L, 60-78
Jan. 24	FLORIDA*	SECN+	W, 70-54
Jan. 26	ARKANSAS*	SEC Network	L, 55-64
Jan. 29	KANSAS STATE \$	ESPNU	W, 67-56
Feb. 1	at #25 LSU*	SEC Network	W, 76-72
Feb. 5	at Florida*	SEC Network	L, 57-62 (OT)
Feb. 9	ALABAMA*	SEC Network	L, 83-97
Feb. 12	at Missouri*	SEC Network	L, 68-74
Feb. 15	SOUTH CAROLINA*	ESPNU	L, 74-77 (OT)
Feb. 19	at Georgia*	SEC Network	W, 85-68
Feb. 23	at #3 Auburn*	SEC Network	L, 64-77
Feb. 26	TEXAS A&M*	SEC Network	L, 66-76
March 1	at #6 Kentucky*	ESPN	6 PM
March 5	VANDERBILT*	SEC Network	5 PM
March 9-10	SEC Tournament (Tampa, Fla.)		

ALL TIMES CENTRAL

* SEC contest

@ Shriners' Children's Charleston Classic (Charleston, S.C.)

% Atlanta, Georgia

\$ Big 12/SEC Challenge



OLE MISS REBELS

13-16, 4-12 SEC

Head Coach: Kermit Davis

Career: 533-321 (27th Year)

at Ole Miss: 64-58 (4th Year)

AT



#6 KENTUCKY WILDCATS

23-6, 12-4 SEC

Head Coach: John Calipari

Career: 765-237 (30th Year)


at Kentucky: 362-99 (13th Year)

ON THE AIR



ESPN

Play-by-Play: Kevin Fitzgerald
Analyst: Jimmy Dykes
Reporter: Marty Smith



OLE MISS LEARFIELD

Radio: Ole Miss Network
Online: OleMissSports.com
Mobile: TuneIn
Play-by-Play: David Kellum
Analyst: John Stroud



SIRIUSXM

XM 190
SiriusXM App 961

STARTING FIVE

- Ole Miss and Kentucky will meet for the 123rd time, with the Wildcats currently holding a 108-14 all-time edge and a 55-2 lead in Lexington.
- The last top-10 road win for the Rebels came at No. 7 Kentucky on Feb. 14, 1998 (73-64), one of just two Ole Miss victories in Lexington and its only win ever in Rupp Arena, which opened in 1976.
- Senior **Jarkel Joiner** was recently named a finalist for the Howell Trophy, given out annually to the best player in the state of Mississippi. Joiner leads Ole Miss with 14.5 points per game.
- Down its top-two scorers (**Jarkel Joiner** and **Matthew Murrell**) to flu, the trio of **Tye Fagan** (20), **Jaemyn Brakefield** (19) and **Austin Crowley** (18) combined for 57 points to lift Ole Miss past Georgia, 85-68.
- Junior **Luis Rodriguez** is averaging 8.1 rebounds over his last eight games. In that stretch, Rodriguez has four double-digit rebound games and two double-doubles.

PROJECTED STARTERS



3

NYSIER BROOKS

Center • 7-0 • 245 • Graduate Student
Philadelphia, Pa. • Advanced Prep International • Miami

PTS	REB	AST	S	FG%	FT%
9.8	7.7	0.8	0.9	.586	.662



4

JAEMYN BRAKEFIELD

Forward • 6-8 • 220 • Sophomore
Jackson, Miss. • Huntington Prep • Duke

PTS	REB	AST	S	FG%	FT%
8.1	3.9	0.7	0.7	.475	.717



11

MATTHEW MURRELL

Guard • 6-4 • 200 • Sophomore
Memphis, Tenn. • IMG Academy

PTS	REB	AST	S	FG%	FT%
11.4	2.9	1.7	0.8	.418	.762



15

LUIS RODRIGUEZ

Guard/Forward • 6-6 • 210 • Junior
Los Angeles, Calif. • Woodstock Academy (Conn.)

PTS	REB	AST	S	FG%	FT%
7.0	5.7	1.9	1.4	.361	.648



24

JARKEl JOINER

Guard • 6-1 • 180 • Senior
Oxford, Miss. • Oxford • CSU Bakersfield

PTS	REB	AST	S	FG%	FT%
14.1	3.1	2.5	1.2	.415	.814

QUICK FACTS

Name	Ole Miss (The University of Mississippi)
Nickname	Rebels
Location	Oxford, Mississippi
Founded	November 6, 1848
Enrollment	21,676
School Colors	Cardinal Red and Navy Blue
Chancellor	Dr. Glenn Boyce
Faculty Representative	Dr. Ron Rychlak
Athletics Director	Keith Carter
Conference	Southeastern (SEC)
Stadium	The Pavilion at Ole Miss
Capacity	9,500
Head Coach	Kermit Davis
Record at Ole Miss	64-58 (4th season)
Career Record	533-321 (27th season)
2020-21 Record	16-12
SEC Record/Finish	10-8/6th
Postseason	NIT (First Round)
Letterwinners Returning/Lost	7/7
Starters Returning/Lost	2/3
All-Time Record	1357-1360 (.499)

MEDIA SERVICES

CREDENTIALS

Please contact the Athletics Communications office for game credentials. Requests for credentials should be emailed to tjwooten@olemiss.edu, and will be limited to working members of the media. Credentials will be held at Will Call located at the media entrance on the Hill Drive side of The Pavilion at Ole Miss. Seating priority will be given to the media that cover Ole Miss basketball on a regular basis. Credentials are non-transferable and unauthorized use is strictly prohibited. Priority will be given to media representatives that cover Ole Miss Basketball on a regular basis. Credentials will be held at the will call table located at the media entrance (parking level 1) connected to the parking garage, southwest corner of The Pavilion at Ole Miss. Media will call will open one hour prior to tipoff.

INTERVIEW POLICY

All interview requests - coaches and players - MUST be coordinated through Tyler Wooten in the Athletics Communications office. During the week, head coach Kermit Davis and Rebel student-athletes will be available for interview before or after practice unless arranged otherwise. There will be no gameday player interviews until after the game.

POSTGAME INTERVIEWS

Coach Davis will be brought into the media room approximately 10 minutes after the game, and will be followed by select student-athletes. Visiting coach and player interviews will be coordinated through the visiting team's media relations contact.

MEDIA TIMEOUTS

Media timeouts (2:15) will occur in the following manner:
 - The first deadball AT or UNDER 16:00, 12:00, 8:00 and 4:00 of each half; OR, if a timeout or officials' review is called within 30 seconds of those times
 - First called timeout of the second half becomes a media timeout
 - If there is a free throw situation, shots will be taken following the timeout per NCAA regulations

Each team will have one full timeout (60 seconds) and three 30-second timeouts to call. The first called timeout of the SECOND HALF will be a media (full; 2:15) timeout. Three timeouts can be carried over to the second half, and each team receives one 30-second timeout for each extra period, in addition to any unused second half timeouts.

WORKING PRESS AREA

Credentialed media have a reserved seat in the media seating area, which is located in the southwest corner of SIB Pavilion on the concourse level.

The media workroom offers media a place to gather materials provided by the Ole Miss Athletics Communications staff, write and submit stories, transmit photographs and participate in postgame press conferences. The workroom is located in the southwest corner of the floor level through the visiting team tunnel.

PARKING

Media parking for men's basketball is located in the garage or at the Ole Miss Track Complex. Visit <http://olemissgameday.com/mens-basketball/mens-basketball-parking/> for a map and more information. Media members should request parking in advance. Media members that attend practices, press conferences and other on-campus events during the week should make arrangements with campus parking by visiting olemiss.edu/parking/media.html.

NUMERICAL ROSTER

#	NAME	POS.	HT.	WT.	YR.-EXP.	HOMETOWN / PREVIOUS SCHOOL
0	Eric Van Der Heijden	F	6-8	205	Fr.-HS	Raleigh, N.C. / Millbrook
1	Austin Crowley	G	6-5	195	Jr.-2L	West Point, Miss. / Sunrise Christian Academy (Kan.)
2	Daeshun Ruffin	G	5-9	160	Fr.-HS	Jackson, Miss. / Callaway
3	Nysier Brooks	C	7-0	245	Gr.-TR	Philadelphia, Pa. / Miami (FL)
4	Jaemyn Brakefield	F	6-8	220	So.-TR	Jackson, Miss. / Duke
5	James White	G	6-5	190	Fr.-HS	Conyers, Ga. / Heritage
10	Grant Slatten	G	6-5	195	Fr.-HS	Sparta, Tenn. / White County
11	Matthew Murrell	G	6-4	200	So.-1L	Memphis, Tenn. / IMG Academy
13	Matthew McKinney	G	6-0	145	Fr.-HS	Gainesville, Fla. / Oak Hall
14	Tye Fagan	G	6-3	198	Sr.-	Logtown, Ga. / Georgia
15	Luis Rodriguez	G/F	6-6	210	Jr.-2L	Los Angeles, Calif. / Woodstock Academy (Conn.)
21	Robert Allen	F	6-8	230	Sr.*-1L	Orlando, Fla. / Samford
23	Sammy Hunter	F	6-9	225	Jr.-2L	Nassau, Bahamas / B.C. Christian Academy (Canada)
24	Jarkel Joiner	G	6-1	180	Sr.*-1L	Oxford, Miss. / CSU Bakersfield
33	John McBride	G	6-7	214	Jr.-2L	Memphis, Tenn. / Memphis University School

ALPHABETICAL ROSTER

#	NAME	POS.	HT.	YR.-EXP.	HOMETOWN / PREVIOUS SCHOOL
21	Robert Allen	F	6-8	230	Sr.*-1L Orlando, Fla. / Samford
4	Jaemyn Brakefield	F	6-8	220	So.-TR Jackson, Miss. / Duke
3	Nysier Brooks	C	7-0	245	Gr.-TR Philadelphia, Pa. / Miami (FL)
1	Austin Crowley	G	6-5	195	Jr.-2L West Point, Miss. / Sunrise Christian Academy (Kan.)
14	Tye Fagan	G	6-3	198	Sr.- Logtown, Ga. / Georgia
23	Sammy Hunter	F	6-9	225	Jr.-2L Nassau, Bahamas / B.C. Christian Academy (Canada)
24	Jarkel Joiner	G	6-1	180	Sr.*-1L Oxford, Miss. / CSU Bakersfield
33	John McBride	G	6-7	214	Jr.-2L Memphis, Tenn. / Memphis University School
13	Matthew McKinney	G	6-0	145	Fr.-HS Gainesville, Fla. / Oak Hall
11	Matthew Murrell	G	6-4	200	So.-1L Memphis, Tenn. / IMG Academy
15	Luis Rodriguez	G/F	6-6	210	Jr.-2L Los Angeles, Calif. / Woodstock Academy (Conn.)
2	Daeshun Ruffin	G	5-9	160	Fr.-HS Jackson, Miss. / Callaway
10	Grant Slatten	G	6-5	195	Fr.-HS Sparta, Tenn. / White County
0	Eric Van Der Heijden	F	6-8	205	Fr.-HS Raleigh, N.C. / Millbrook
5	James White	G	6-5	190	Fr.-HS Conyers, Ga. / Heritage

Senior* = Has an addition year of eligibility due to COVID-19 pandemic

HEAD COACH

Kermit Davis - Fourth Year (Mississippi State, 1982)
Record at Ole Miss: 64-58
Career Record: 533-321 (27th Year)

ASSISTANT COACHES

Win Case - Fourth Year (University of Science and Arts of Oklahoma, 1986)
Ronnie Hamilton - Fourth Year (Duke, 2002)
Levi Watkins - Fourth Year (NC State, 2005)

PRONUNCIATION GUIDE

JAEMYN Brakefield	JAY-min
NYSIER Brooks	nigh-SEER
Austin CROWLEY	CROW-lee
Eric Van Der HEIJDEN	HIGH-den
Matthew MURRELL	murr-ELL
DAESHUN Ruffin	DAY-shawn
Grant SLATTEN	SLAT-ten
Tye FAGAN	FAY-gan

SUPPORT STAFF

Bobby Lutz - Assoc. AD for Men's Basketball
Nathan Dye - Director of Operations (Internal Affairs)
Vic Meena - Director of Operations (External Affairs)
Andrew Beyke - Athletic Trainer
Riley Allen - Strength & Conditioning

BY LOCATION

Mississippi (4)	Brakefield, Crowley, Joiner, Ruffin
Tennessee (3)	McBride, Murrell, Slatten
Georgia (2)	Fagan, White
California (1)	Rodriguez
Florida (1)	Allen
North Carolina (1)	Van Der Heijden
Pennsylvania (1)	Brooks
Bahamas (1)	Hunter

BY CLASS

Seniors (4)	Allen, Brooks, Fagan, Joiner
Juniors (4)	Crowley, Hunter, McBride, Rodriguez
Sophomores (2)	Brakefield, Murrell
Freshmen (4)	Ruffin, Slatten, Van Der Heijden, White

BY HEIGHT

7-0	Brooks
6-9	Hunter
6-8	Allen, Brakefield, Van Der Heijden
6-7	McBride
6-6	Rodriguez
6-5	Crowley, Slatten, White
6-4	Murrell
6-3	Fagan
6-1	Joiner
5-9	Ruffin

Ole Miss STYLE GUIDE




NAME
 Ole Miss (preferred)
 University of Mississippi
~~Mississippi~~
NICKNAME
 Rebels



COLORS
 Cardinal Red (PMS 186)
 Navy Blue (PMS 2767)



BROADCAST NOTES

0 F		ERIC VAN DER HEIJDEN 6-8 205 Fr. Raleigh, N.C. Millbrook Pronunciation: HIGH-den	PTS 0.4 REB 0.6 AST 0.3 S 0.1 FG% .200 FT% .500	LAST GAME: vs. Texas A&M: 1 rebound, 6 minutes NOTES: Career-high 3 pts, 11 min vs. K-State ... Career-high 4 reb @ Florida ... 1st pts vs. Char. So. ... Top-200 prospect, No. 9 North Carolina ... Double-double as a SR (18.2 PPG/11.2 RPG) ... All-State ... Led Millbrook to 4A title (42-4 final two seasons).
1 G		AUSTIN CROWLEY 6-5 195 Jr. West Point, Miss. Sunrise Christian Acad. (Kan.) Pronunciation: CROW-lee	PTS 4.5 REB 1.8 AST 2.4 S 0.5 FG% .367 FT% .833	LAST GAME: vs. Texas A&M: 1 assist, 11 minutes NOTES: Career-high 18 points, 7-14 FG at UGA ... 4+ ast in 8 games ... Last 14: 64 pts; Previous 7: 6 pts ... 21 3PM (18 previous two years combined) ... Career-high 9 ast. vs. CSU ... Scored 11 pts in 1:58 vs. UNO.
2 G		DAESHUN RUFFIN 5-9 160 Fr. Jackson, Miss. Callaway Pronunciation: DAY-shawn	PTS 12.6 REB 1.5 AST 3.4 S 2.3 FG% .373 FT% .754	LAST GAME: vs. Texas A&M: DNP NOTES: 10 starts ... Out for season after knee injury at #25 LSU ... Highs: 21 pts (Florida); 8 ast (MSU); 7 reb (K-State), 5 stl (Tenn.) ... Missed 8 games from Nov. 12-Dec.15 (broken hand) ... 1st McDonald's All-American in program history.
3 C		NYSIER BROOKS 7-0 245 Gr. Philadelphia, Pa. Miami Pronunciation: nigh-SEER	PTS 9.8 REB 7.7 AST 0.8 S 0.9 FG% .586 FT% .662	LAST GAME: vs. Texas A&M: 8 points, 7 rebounds, 2 blocks, 4-5 FG, 21 minutes NOTES: 7th SEC reb., 3rd o-reb. (2.8), 5th blk (1.3) ... SEC-only: 2nd blk (1.7), 3rd o-reb (3.0), 4th reb (7.5), 12th min (31.9) ... 3 dbl-dbls (8 career) ... Highs: 18 pts (S. Car.); 16 reb (MSU; most since 2017) ... 17 10+ pts, 6 10+ reb, 26 5+ reb.
4 F		JAEMYN BRAKEFIELD 6-8 220 So. Jackson, Miss. Duke Pronunciation: JAY-min	PTS 8.1 REB 3.9 AST 0.7 S 0.7 FG% .475 FT% .717	LAST GAME: vs. Texas A&M: 7 points, 5 rebounds, 1 assist, 20 minutes NOTES: 22 starts ... Career-high 19 points, 7-8 FG, 4-5 3PT at UGA ... Last 4: 8-14 3PT (.571); Previous 9: 5-20 3PT (.250) ... SEC Season: 7.5 PPG, 3.6 RPG, .494 FG ... 9 w/10+ pts, 6 w/2+ 3PM ... Career-high 8 reb 3x ... 5-star, No. 29 U.S. in 2020.
5 G		JAMES WHITE 6-5 190 Fr. Conyers, Ga. Heritage Pronunciation: SLAT-ten	PTS 1.6 REB 0.8 AST 0.3 S 0.1 FG% .355 FT% .333	LAST GAME: vs. Texas A&M: 2 points, 11 minutes NOTES: 1st start vs. Texas A&M (Feb. 26) ... Career-high 6 pts, 17 min., first 3PM at Auburn ... No. 135, No. 9 in Georgia ... 1st-Team All-State ... Scored 1,412 pts in two varsity seasons ... 27.5 PPG, 8.2 RPG, 3.0 APG as a senior.
10 G		GRANT SLATTEN 6-5 195 Fr. Sparta, Tenn. White County Pronunciation: SLAT-ten	PTS 0.7 REB 0.3 AST 0.2 S 0.3 FG% .400 FT% .000	LAST GAME: vs. Texas A&M: 1 rebound, 1 minute NOTES: Career-high 4 pts, 1 ast, 1 stl, 7 min. vs. Mizzou ... No. 6 in Tenn. ... Runner-up 2021 Mr. Basketball Tennessee Class 3A ... All-time White County leading scorer (2,765 pts) ... Five 40-pt games, 30 w/30+ ... School record 59 pts as a senior.
11 G		MATTHEW MURRELL 6-4 200 So. Memphis, Tenn. IMG Academy Pronunciation: murr-ELL	PTS 11.4 REB 2.9 AST 1.7 S 0.8 FG% .418 FT% .762	LAST GAME: vs. Texas A&M: 20 points, 2 rebounds, 1 assist, 6-10 FG, 28 minutes NOTES: 31 pts vs. MSU (23 1H) ... 3 2Opt games ... 1/3 to ever go 5-5 3PT ... SEC 1H: 8.9 pts, .545 FG, .479 3PT, 1.5 3PM ... 14 w/2+ 3PM, 8 w/3+, 4 w/4+ ... SC Top-10 windmill vs. Rider ... Top recruit in program history (No. 39 ESPN/247).
14 G		TYE FAGAN 6-3 198 Sr. Logtown, Ga. Georgia Pronunciation: FAY-gan	PTS 7.6 REB 3.2 AST 2.0 S 0.7 FG% .467 FT% .737	LAST GAME: vs. Texas A&M: 10 pts, 8 assists, 3 rebounds, 2 blocks, 2 steals, 30 min. NOTES: Career-high 23 pts, 5 3PM at #18 Tenn. ... 20 pts in return to UGA ... 8 double-digits (6 SEC) ... 4+ reb. in 12 games ... 12 starts ... Tied career-high w/10 reb vs. Rider ... Career-high 8 ast. vs. Texas A&M ... 450 pts, .564 FG, 89 GP at UGA.
15 G/F		LUIS RODRIGUEZ 6-6 210 Jr. Los Angeles, Calif. Woodstock Academy (Conn.) Pronunciation: murr-ELL	PTS 7.0 REB 5.7 AST 1.9 S 1.4 FG% .361 FT% .648	LAST GAME: vs. Texas A&M: 4 points, 3 rebounds, 2 assists, 28 minutes NOTES: 21 starts ... 2 dbl-dbls last 8 gms (4 career) ... 4 w/10+ reb last 8 gms (3 total in career prior) ... Career-high 15 pts, season-high 13 reb vs. South Carolina ... Career-high 9 ast vs. Alabama ... Last 8: 8.0 RPG ... Career-high 3 3PM vs. Samford.
21 F		ROBERT ALLEN 6-8 230 Sr. Orlando, Fla. Samford Pronunciation: FAY-gan	PTS 6.5 REB 5.4 AST 0.8 S 0.6 FG% .450 FT% .600	LAST GAME: vs. Texas A&M: DNP NOTES: Out for season following knee injury suffered vs. #18 Memphis ... Four starts ... Season-high 11 pts 2x, 8 reb 2x ... 5+ reb in 5 games ... 12.0 PPG, 7.7 RPG, 11 double-doubles in 2 years at Samford ... Led Samford w/43 blocks in 2019-20.
23 F		SAMMY HUNTER 6-9 225 Jr. Nassau, Bahamas B.C. Christian Acad. (Canada) Pronunciation: murr-ELL	PTS 2.7 REB 1.1 AST 0.1 S 0.2 FG% .439 FT% .615	LAST GAME: vs. Texas A&M: 7 points, 3 rebounds, 1 block, 2-2 FG, 15 minutes NOTES: Season-high 8 pts 2x last 6 games ... 2-3 3PT vs. Alabama ... Last 6: 32 pts; Previous 19: 33 pts ... Crucial 3PM vs. #18 Memphis that sparked run ... Season-high 5 reb vs. WKU ... 25 GP last year (7.9 min/game).
24 G		JARKEL JOINER 6-1 180 Sr. Oxford, Miss. CSU Bakersfield Pronunciation: murr-ELL	PTS 14.1 REB 3.1 AST 2.5 S 1.2 FG% .415 FT% .814	LAST GAME: vs. Texas A&M: 7 points, 2 steals, 1 assist, 25 minutes NOTES: Howell Trophy Finalist ... Missed 3 wks (back) ... 33 pts vs. Bama (t-most SEC) ... 32.0 min/gm in return ... At injury (12/21): 2nd SEC, 18th NCAA ast-TO (3.0), 9th min. (31:33), 5th FT (.846), 13th PPG (13.6) ... Double-digits 21 of last 26.
33 G		JOHN MCBRIDE 6-7 214 Jr. Memphis, Tenn. Memphis University School Pronunciation: murr-ELL	PTS 0.5 REB 0.5 AST 0.3 S 0.0 FG% .500 FT% .500	LAST GAME: vs. Texas A&M: 1 point, 1 rebound, 1 assist, 4 minutes NOTES: Played in four games last year ... Scored one point in the season opener versus Jackson State ... 2020 SEC Winter Academic Honor Roll ... Walk-on

CAREER RECORD AS A HEAD COACH (ALL DIVISIONS):
533-321 (.624 pct. / 27 seasons)

CAREER RECORD AS A HEAD COACH (DIVISION I):
467-296 (.612 pct. / 24 seasons)

COACHING HONORS

- 1989 Big Sky Coach of the Year (league)
- 1990 Big Sky Coach of the Year (league)
- 2003 Sun Belt Coach of the Year (league)
- 2008 Sun Belt Coach of the Year (CollegInsider.com)
- 2010 Sun Belt Coach of the Year (CollegInsider.com)
- 2012 Sun Belt Coach of the Year (league, CollegInsider.com)
- 2012 NABC District 24 Coach of the Year
- 2013 Sun Belt Coach of the Year (league, CollegInsider.com)
- 2016 Daily News Journal Sportsperson of the Year
- 2017 Conference USA Coach of the Year (league)
- 2017 NABC District 11 Coach of the Year
- 2017 TSWA Coach of the Year
- 2019 Jim Phelan Award Finalist (CollegInsider.com)
- 2019 SEC Coach of the Year (league, AP)



COACHING CAREER

Season	School	Position	Record/Postseason
1984-85	Southwest Mississippi CC	Head Coach	17-9
1985-86	Southwest Mississippi CC	Head Coach	22-11
1986-87	Idaho	Assistant Coach	16-14
1987-88	Idaho	Assistant Coach	19-11
1988-89	Idaho	Head Coach	25-6/NCAA First Round
1989-90	Idaho	Head Coach	25-6/NCAA First Round
1990-91	Texas A&M	Head Coach	8-21
1991-92	Chipola	Associate Head Coach	
1992-93	Chipola	Associate Head Coach	
1993-94	Chipola	Head Coach	27-5/State Semifinals
1994-95	Utah State	Associate Head Coach	21-8/NIT
1995-96	Utah State	Associate Head Coach	18-15
1996-97	Idaho	Head Coach	13-17
1997-98	LSU	Associate Head Coach	9-18
1998-99	LSU	Associate Head Coach	12-15
1999-2000	LSU	Associate Head Coach	28-6/NCAA Sweet Sixteen
2000-01	LSU	Associate Head Coach	13-16
2001-02	LSU	Associate Head Coach	19-15/NIT Second Round
2002-03	Middle Tennessee	Head Coach	16-14
2003-04	Middle Tennessee	Head Coach	17-12
2004-05	Middle Tennessee	Head Coach	19-12
2005-06	Middle Tennessee	Head Coach	16-12
2006-07	Middle Tennessee	Head Coach	15-17
2007-08	Middle Tennessee	Head Coach	17-15
2008-09	Middle Tennessee	Head Coach	18-14
2009-10	Middle Tennessee	Head Coach	19-14/CIT First Round
2010-11	Middle Tennessee	Head Coach	16-16
2011-12	Middle Tennessee	Head Coach	27-7/NIT Quarterfinals
2012-13	Middle Tennessee	Head Coach	28-6/NCAA First Four
2013-14	Middle Tennessee	Head Coach	24-9
2014-15	Middle Tennessee	Head Coach	19-17/CIT First Round
2015-16	Middle Tennessee	Head Coach	25-10/NCAA Second Round
2016-17	Middle Tennessee	Head Coach	31-5/NCAA Second Round
2017-18	Middle Tennessee	Head Coach	25-8/NIT Second Round
2018-19	Ole Miss	Head Coach	20-13/NCAA First Round
2019-20	Ole Miss	Head Coach	15-17
2020-21	Ole Miss	Head Coach	16-12/NIT First Round
2021-22	Ole Miss	Head Coach	13-16

EDUCATION: Bachelor's (1982); Master's (1984) - Mississippi State

FASTBREAK FACTS ON KERMIT DAVIS

- Ranks 132nd all-time in career wins and 38th among active head coaches
- One of three active coaches to be named coach of the year in four different conferences
- One of 63 coaches in college basketball history to take three different schools to the NCAA Tournament
- Has guided teams to 15 postseason appearances as a head coach
- One of eight active head coaches to be the son of a former Division I head coach
- Nine seasons of 24 or more wins as a head coach
- Nine-time conference coach of the year
- Sixth Ole Miss coach to earn SEC Coach of the Year honors, only the second to do so in his first year
- First coach in Ole Miss history to win his first three SEC games
- Third coach in Ole Miss history to win 20 games in his first season as head coach
- Winningest head coach in Middle Tennessee history
- Winningest head coach in Sun Belt Conference history
- Coached Middle Tennessee to 179 wins in his last seven seasons, in Murfreesboro, the most by any school in the state of Tennessee during that span
- Won eight conference championships (six regular season, two conference tournaments) at Middle Tennessee over his final nine seasons
- Coached one of the biggest upsets in NCAA Tournament history, leading No. 15 seed Middle Tennessee to a win over No. 2 seed Michigan State in the 2016 NCAA Tournament
- One year later, led Middle Tennessee back to the NCAA Tournament as a No. 12 seed, where they beat No. 5 seed Minnesota
- As a head coach, has led his teams to 14 conference championships (10 regular season, four conference tournaments)
- Serving as associate head coach, helped Utah State and LSU earn conference titles; took LSU to the Sweet 16 to conclude a 28-6 campaign
- Inducted into the Southwest Mississippi College Hall of Fame in October 2018
- Youngest Division I head coach in the nation at Idaho at age 28
- Youngest junior college coach in the nation at Southwest Mississippi at age 24
- He and his wife Betty have two daughters, Ally and Claire

*Coach Davis' full bio can be found on OleMissSports.com



SERIES HISTORY VS. KENTUCKY (UK LEADS, 108-14)

Last 10 Meetings

Date	Result	Location
01/29/13	L, 74-87	in Oxford
02/04/14	L, 64-80	at Lexington
02/18/14	L, 70-84	in Oxford
01/06/15	L, 86-89 (OT)	at Lexington
01/02/16	L, 61-83	at Lexington
12/29/17	L, 76-99	in Oxford
02/28/18	L, 78-98	at Lexington
03/05/19	L, 76-80	in Oxford
02/15/20	L, 62-67	at Lexington
03/02/21	W, 70-62	in Oxford

SERIES NOTES...

- In Oxford:** Kentucky leads, 29-11
- In Lexington:** Kentucky leads, 55-2
- At Neutral Sites:** Kentucky leads, 24-1
- Postseason:** Kentucky leads, 15-1
- In Overtime:** Kentucky leads, 1-0
- Last 10 Meetings:** Kentucky leads, 9-1
- Under Davis:** Kentucky leads, 2-1

All-Time Wins vs. Kentucky (14)

Date	Result	Location
02/11/27	W, 37-17	at Lexington
02/27/28	W, 41-28	SoCon Tourn. (Atlanta)
01/06/73	W, 61-58	in Oxford
02/18/74	W, 61-60	in Oxford
01/13/82	W, 67-65	in Oxford (#6)
01/28/87	W, 76-65	in Oxford
01/28/89	W, 70-65	in Oxford
02/28/90	W, 88-74	in Oxford
01/11/97	W, 73-69	in Oxford (#3)
02/14/98	W, 73-64	at Lexington (#7)
01/20/01	W, 65-55	in Oxford
01/27/09	W, 85-80	in Oxford (#24)
02/01/11	W, 71-69	in Oxford (#10)
03/02/21	W, 70-62	in Oxford

11 NCAA). On top of all that, UK is efficient at sharing the ball and minimizing mistakes, as it leads the SEC in assists per game at 16.2 (No. 18 NCAA), assist/turnover ratio at 1.4 (No. 26 NCAA), fewest fouls per game at 14.2 (No. 26 NCAA) and fewest turnovers per game at 11.8 (No. 91 NCAA).

Naismith Player of the Year candidate Oscar Tshiebwe has been dominant this season, leading Kentucky in scoring (16.9 PPG), rebounding (15.3 RPG), steals (1.8 SPG) and blocks (1.5 BPG), while also shooting lights out from the field at 59.7 percent. Tshiebwe leads the NCAA in offensive rebounds per game (5.4) and rebounds per game, while leading the SEC in double-doubles with 23 (No. 2 NCAA) and field goal percentage (No. 12 NCAA).

LAST MEETING: MARCH 2, 2021 (W, 70-62, IN OXFORD)

- First win vs. Kentucky since Feb. 11, 2011 (lost 11 straight)
- Ole Miss: 46 percent shooting, won rebounding 42-28, shot 16-of-19 from free throw line
- Held UK to 38 percent shooting overall
- Devontae Shuler: 17 points, 7 assists
- KJ Buffen: 16 points, 10 rebounds
- Romello White: 11 points, 10 rebounds
- Sammy Hunter: 11 points, 3-5 3PT

LAST MEETING IN LEXINGTON: FEB. 15, 2020 (L, 67-62)

- UK ranked No. 12
- Led 27-25 at halftime; UK won second half, 42-35
- Seven lead changes over final five minutes
- Held UK to 2-of-22 (.091) from three; entered as SEC's best at .375
- Brein Tyree: 19 points
- KJ Buffen: 13 points
- Blake Hinson: 13 points
- Devontae Shuler: 11 points
- UK's Immanuel Quickley (17), Nick Richards (16), Tyrese Maxey (14) combined for 47 points

LAST TIME OUT (VS. TEXAS A&M: L, 76-66)

- A&M started on 14-0 run, shot 67.9 percent in 1st Half
- Ole Miss trailed by as many as 25, but won 2nd Half by 13
- Matthew Murrell: 20 points

SERIES HISTORY VS. KENTUCKY

Tuesday night marks the 123rd all-time meeting between the Rebels and the Wildcats, a series that Kentucky holds a wide-margin in at 108-14. That advantage is even greater on their home court, with UK owning a 55-2 lead in Lexington, with the lone Ole Miss victories coming on Feb. 11, 1927 (37-17) and Feb. 14, 1998 (73-64). That Valentine's Day victory was over No. 7 Kentucky, the last top-10 road win for Ole Miss, and it is also the only win for the Rebels in Rupp Arena since it opened in 1976. Ole Miss won the last meeting, however, a 70-62 victory in Oxford in Oxford on March 2, 2021. A win against the Wildcats on Tuesday would mark just the second time in series history that Ole Miss has won consecutive games against the Wildcats, joining wins on Feb. 11, 1927 (37-17, in Lexington) and Feb. 28, 1928 (41-28) at the SoCon Tournament held in Atlanta. That tournament win was in the SoCon semifinal before winning the 1928 conference title over Auburn in the title game on Feb. 28 (31-30).

SCOUTING KENTUCKY

No. 6 Kentucky enters Tuesday at 23-6 overall, 12-4 in SEC play and a perfect 17-0 at home this season. UK holds the top NET rating among SEC schools at No. 4, owning a combined record of 12-6 against Quad 1 (8-6) and Quad 2 (4-0), and a perfect 11-0 against Quad 3 (3-0) and Quad 4 (8-0). Of UK's six losses, five have come against nationally ranked teams, with its lone unranked loss coming to Notre Dame on Dec. 11 (66-62).

The Wildcats possess one of the most complete teams in the nation, ranking highly in the NCAA in most categories. Led by center Oscar Tshiebwe, Kentucky owns the NCA's best rebounding margin at +10.6 boards per game, while also holding the nation's 7th-best rebounding average at 40.8 per game (No. 1 SEC), and the 11th-best offensive rebound clip at 13.3 per game (No. 2 SEC). Kentucky also owns a potent offense, leading the SEC in both scoring margin at +14.7 points per game (No. 7 NCAA), field goal percentage at 48.5 (No. 15 NCAA) and three-point percentage at 35.6 (No. 83 NCAA), while also owning the SEC's second-best scoring offense at 80.3 points per game (No.

BY THE NUMBERS

- Overall. 13-16
- SEC Games 4-12
- Streak 1-2
- Overtime 0-3
- Home Overall (SEC) 10-7 (2-6)
- Road Overall (SEC) 2-6 (2-6)
- Neutral Games. 1-3
- vs. Ranked Opponents. 2-3

- Day Games 5-5
- Night Games (6 p.m. or later local) 8-11
- November Games 5-2
- December Games 3-2
- January Games 3-6
- February Games 2-6
- March Games 0-0

- Monday Games 1-0
- Tuesday Games 3-4
- Wednesday Games. 1-4
- Thursday Games 0-1
- Friday Games. 3-0
- Saturday Games 5-6
- Sunday Games. 0-1

- Red Jerseys 3-2
- Navy Jerseys 0-2
- White Jerseys. 8-7
- White Throwback Jerseys. 0-2
- Powder Blue Jerseys 2-3

REBELS RECORD WHEN...

- Leading at the half 11-7
- Tied at the half 1-0
- Behind at the half 1-9

- Scores 90 points or more 1-0
- Scores 80-89 points 3-1
- Scores 70-79 points 6-4
- Scores less than 70 points 3-11

- Out-rebounds opponent 7-4
- Out-rebounded by opponent 5-12
- Ties opponents in rebounds 1-0

- Shoots 50 percent or better 7-1
- Shoots between 40-49 percent 3-8
- Shoots under 40 percent 3-7

- Shoots 40 percent or better from 3-pt. 4-4
- Shoots between 30-39 percent from 3-pt. 6-3
- Shoots under 30 percent from 3-pt. 3-9

- Shoots 70 percent or better from FT line 9-10
- Shoots 60-69 percent from FT line 3-1
- Shoots under 60 percent from FT line 1-5

- Opp. shoots 50 percent or better 1-9
- Opp. shoots 40-49 percent 4-6
- Opp. shoots under 40 percent. 8-1

- Opp. shoots 40 percent or better from 3-pt. 1-5
- Opp. shoots between 30-39% from 3-pt. 4-7
- Opp. shoots under 30 percent from 3-pt. 8-4

- Commits 15 turnovers or more 3-3
- Commits less than 15 turnovers 10-13

- Forces 15 turnovers or more 6-3
- Forces less than 15 turnovers. 7-13

- Has less (or same) turnovers than opp. 10-9
- Has more turnovers than opponent 3-7

BY THE NUMBERS (UNDER DAVIS)

- Overall 64-58
 - SEC Games 30-40
 - Overtime 1-5
 - Home Overall (SEC) 41-21 (18-17)
 - Road Overall (SEC) 15-27 (12-23)
 - Neutral Games 7-10
 - vs. Ranked Opponents 7-14
- Day Games 27-20
 - Night Games (6 p.m. or later local) 37-38
 - November Games 14-6
 - December Games 18-5
 - January Games 11-23
 - February Games 16-16
 - March Games 5-8
- Monday Games 2-0
 - Tuesday Games 12-17
 - Wednesday Games 12-8
 - Thursday Games 2-2
 - Friday Games 7-5
 - Saturday Games 27-25
 - Sunday Games 2-1
- Red Jerseys 9-13
 - Navy Jerseys 4-11
 - White Jerseys 35-19
 - White Throwback Jerseys 1-3
 - Gray Jerseys 9-4
 - Powder Blue Jerseys 6-8

REBELS' RECORD WHEN... (UNDER DAVIS)

- Leading at the half 54-19
 - Tied at the half 1-2
 - Behind at the half 9-37
- Scores 90 points or more 5-0
 - Scores 80-89 points 23-4
 - Scores 70-79 points 22-18
 - Scores less than 70 points 14-36
- Out-rebounds opponent 43-19
 - Out-rebounded by opponent 19-36
 - Ties opponents in rebounds 2-3
- Shoots 50 percent or better 29-4
 - Shoots between 40-49 percent 27-30
 - Shoots under 40 percent 8-24
- Shoots 40 percent or better from 3-pt. 19-8
 - Shoots between 30-39 percent 3-pt. 32-21
 - Shoots under 30 percent from 3-pt. 13-29
- Shoots 70% or better from FT line 45-34
 - Shoots 60-69 percent from FT line 16-8
 - Shoots under 60 percent from FT line 3-16
- Opp. shoots 50 percent or better 3-25
 - Opp. shoots 40-49 percent 26-27
 - Opp. shoots under 40 percent 35-6
- Opp. shoots 40% or better from 3-pt. 12-27
 - Opp. shoots between 30-39% from 3-pt. 21-14
 - Opp. shoots under 30% from 3-pt. 31-17
- Commits 15 turnovers or more 19-24
 - Commits less than 15 turnovers 45-34
- Forces 15 turnovers or more 37-15
 - Forces less than 15 turnovers 27-43
 - Has less (or same) turnovers than opp. 49-25

LAST RANKED WIN (AT #25 LSU: W, 76-72)

- First win vs. ranked LSU since Jan. 18, 2003 against 23rd-ranked Tigers (67-57, in Baton Rouge)
- Second ranked win of the season
- First win in Baton Rouge since March 9, 2013
- Ole Miss led by 24 in first half (largest lead vs. LSU since 2012, largest in Baton Rouge since 2011)
- Led by 13 at halftime, first halftime lead vs. LSU since 2016, largest since 2013
- Shot 65.4 percent in the first half
- **Daeshun Ruffin**: 19 points, 3 assists, 2 steals (left game with season-ending knee injury)
- **Luis Rodriguez**: 15 points, 12 rebounds, 3 steals (third career double-double)
- **Nysier Brooks**: 10 points, 8 rebounds, 1 steal, 1 block

TOP-10 SHOWDOWN AWAITS

Ole Miss will square off against a top-10 Kentucky squad on Tuesday night. The Rebels are hoping for a bit of deja vu in Lexington, as the last time Ole Miss defeated a top-10 team on the road came at No. 7 Kentucky on Feb. 14, 1998 (73-64).

JOINER NAMED HOWELL TROPHY FINALIST

Ole Miss senior guard **Jarkel Joiner** has been named a finalist for the Howell Trophy, which is given out annually to the top player in the state of Mississippi.

The awards will be presented at a luncheon held at the Mississippi Sports Hall of Fame at 11:30 a.m. CT on March 7. Statewide media members who cover basketball voted for the top three for both the men and women, and the top players receiving votes will be asked to appear at the banquet. The media will then vote for the Most Outstanding Player from the three remaining players.

Oxford native Joiner was named a finalist alongside Mississippi State's Iverson Molinar and Southern Miss' Tyler Stevenson. These players and their respective coaches will be at the luncheon. Featured guest Van Chancellor, the former Ole Miss and WNBA head coach, will speak to the gathering.

Joiner leads the Ole Miss at 14.1 points per game in 19 games played, despite missing 10 total games due to injury and illness. Joiner is shooting 41.5 percent on the year, as well as 34.7 percent from three and a team-leading 81.4 percent from the free throw line. His best game of the year came in an offensive slugfest against Alabama on Feb. 9, when he dropped an Ole Miss career-high 33 points – tied for the most by any SEC player this season.

SHOT FOR SHOT

Ole Miss senior guard **Jarkel Joiner** helped the Rebel offense go toe-to-toe with a prolific Alabama scoring machine on Feb. 9, leading the Rebels to a season-high 12 threes made in the 97-83 shootout loss to the Crimson Tide -- the most treys made by Ole Miss since Dec. 14, 2019 vs. Middle Tennessee (14). Joiner accounted for half of those threes, a career-high six amidst a demonstrative 33-point outing, which is still tied for the most points scored in a game by any SEC player this season. Those 33 points stand as an Ole Miss career-high for Joiner and just one point shy of his overall best of 34 against Cal Baptist on Jan. 24, 2019 during his time at CSU Bakersfield. It also stands as the most points scored by a Rebel since Breein Tyree's 40 points against Mississippi State on Feb. 11, 2020.

HE'S BACK

Ole Miss senior guard **Jarkel Joiner** returned to the Rebel lineup at Florida on Feb. 5 and has jumped right back in to being a leader on the court. Joiner missed three weeks after needing back surgery for an injury suffered in between the Dec. 21 game vs. Samford and the SEC opener at No. 18 Tennessee on Jan. 5. In his six games back, Joiner is averaging 32.0 minutes played and 15.2 points per game. His return came on the road at Florida on Feb. 5, and immediately he was right back in the thick of it, playing 40 minutes in the overtime loss to the Gators while tallying seven points, four rebounds and one assist in the effort. Joiner played minimally against Mississippi State on Jan. 8 prior to having a minor procedure done the following week, but Florida's 40 minutes constituted his first full game of action since Dec. 21 vs. Samford and his first 40-minute outing since ending the 2020-21 season with consecutive 40-minute games against LSU in the SEC Tournament and Louisiana Tech in the first round of the NIT. Joiner followed that up with an Ole Miss career-high 33 points in 33 minutes against Alabama on Feb. 9, the most scored by a Rebel in two years. Joiner has since tallied three additional double-digit scoring games, a 13-point outing in 34 minutes at Missouri, an 18-point effort in 32 minutes in the OT loss to South Carolina, and a 13-point effort at No. 3 Auburn after missing the trip to Georgia due to the flu. At the time of his last game prior to injury on Dec. 21, Joiner ranked second in the SEC and 18th in the NCAA in assist-turnover ratio (3.0), ninth in the SEC in minutes (31:33), fifth in free throw shooting (.846) and 13th in scoring (13.6 PPG). Joiner has scored in double-digits in 21 of his last 26 games played.

COMPARING THE TEAMS

Statistic	Ole Miss	Kentucky
Scoring Offense	68.5	80.3
Scoring Defense	68.0	65.6
Scoring Margin	+0.5	+14.7
Field Goal Pct.	.431	.485
Opp. Field Goal Pct.	.446	.407
3-Point Pct.	.331	.355
Opp. 3-Point Pct.	.314	.301
Free Throw Pct.	.715	.730
Rebounds Per Game	34.3	40.8
Opp. Rebounds Per Game	34.3	30.2
Rebound Margin	0.0	+10.6
Assists Per Game	13.5	16.2
Turnovers Per Game	12.7	11.8
Opp. Turnovers Per Game	13.4	12.4
Turnover Margin	+0.7	+0.6
Steals Per Game	7.3	7.0
Blocks Per Game	3.0	4.2

SEC STANDINGS (FEB. 27)

School	SEC	Overall
Auburn	13-3	25-4
Arkansas	12-4	23-6
Kentucky	12-4	23-6
Tennessee	12-4	21-7
Alabama	9-7	19-10
LSU	8-8	20-9
Florida	8-8	18-11
South Carolina	8-8	17-11
Mississippi State	8-8	17-12
Texas A&M	7-9	18-11
Vanderbilt	6-10	14-14
Ole Miss	4-12	13-16
Missouri	4-12	10-19
Georgia	1-15	6-23

GAME LEADERS

POINTS

Joiner - 11
Murrell - 7
Ruffin - 7
Brooks - 4
Fagan - 4
Brakefield - 1
Crowley - 1

REBOUNDS

Brooks - 18
Rodriguez - 9
Allen - 2
Murrell - 2
Brakefield - 1
Joiner - 1

ASSISTS

Crowley - 10
Ruffin - 8
Fagan - 5
Murrell - 4
Rodriguez - 4
Joiner - 3
Brakefield - 1
Brooks - 1

20-PT GAMES

Joiner - 3
Murrell - 2
Fagan - 2
Ruffin - 1

DOUBLE-DIGITS

Brooks - 16
Murrell - 15
Joiner - 14
Ruffin - 10
Brakefield - 9
Fagan - 8
Rodriguez - 8
Crowley - 4
Allen - 2

DOUBLE-DIGIT REBS

Brooks - 6
Rodriguez - 4

DOUBLE-DIGIT ASSTS

--

DOUBLE-DOUBLES

Brooks - 3
Rodriguez - 2

TEAM RANKINGS (NCAA TOP-100) • FEB. 27

	SEC	NCAA	Category
Ole Miss	2	54	Personal Fouls/Game (15.0)
Ole Miss	10	86	Total Steals (209)
Ole Miss	2	87	Fewest Fouls (435)
Ole Miss	7	95	3PT FG Defense (.319)

INDIVIDUAL RANKINGS (SEC TOP-10) • FEB. 27

	SEC	NCAA	Category
Brooks	3	61	Off. Rebounds/Game (2.8)
Brooks	5	67	Total Rebounds (222)
Brooks	5	86	Total Blocks (39)
Brooks	5	102	Blocks/Game (1.3)
Brooks	7	102	Rebounds/Game (7.7)
Brooks	8	210	Def. Rebounds/Game (4.9)

INDIVIDUAL RANKINGS (SEC-ONLY TOP-10) • FEB. 27

	Rank	Category
Brooks	2	Blocks/Game (1.7)
Brooks	3	Off. Rebounds/Game (3.0)
Brooks	4	Rebounds/Game (7.5)
Murrell	4	3PT FG Made/Game (2.4)
Murrell	5	Minutes/Game (34.4)
Murrell	6	FG Percentage (.460)
Rodriguez	8	Def. Rebounds/Game (4.8)
Rodriguez	9	Rebounds/Game (6.8)
Murrell	9	Scoring (14.9)
Brooks	10	Def. Rebounds/Game (4.5)

GAME-BY-GAME SPECIALTY STATS (OLE MISS/OPPONENT)

Opponent	Date	Result	Paint	Off TO	2nd Chance	FB	Bench
New Orleans	11-09	W, 82-61	40/30	17/6	5/5	16/12	34/28
Charleston So.	11-12	W, 93-68	40/24	15/4	9/12	25/4	36/23
Marquette	11-18	L, 72-78	38/16	11/17	8/14	6/3	18/26
Elon	11-19	W, 74-56	24/26	15/9	8/2	12/7	24/21
Boise State	11-21	L, 50-60	32/32	17/12	11/5	15/10	18/9
MVSU	11-26	W, 73-58	28/22	15/2	15/8	15/8	23/77
Rider	11-30	W, 75-51	28/30	15/9	16/7	13/10	31/5
#18 Memphis	12-04	W, 67-63	14/28	20/10	0/10	7/8	29/32
WKU	12-11	L, 48-71	12/38	4/11	11/8	5/7	19/15
Middle Tenn.	12-15	W, 62-52	26/38	20/8	6/10	8/10	21/28
Dayton	12-18	W, 76-68	42/42	25/14	4/7	8/10	26/11
Samford	12-21	L, 73-75	26/26	20/12	11/7	2/2	21/26
at #18 Tenn.	01-05	L, 60-66 (OT)	22/26	20/22	4/11	10/12	3/15
MSU	01-08	W, 82-72	30/46	15/19	7/19	10/7	1/11
at Texas A&M	01-11	L, 51-67	24/42	12/12	3/8	9/9	9/22
#4 Auburn	01-15	L, 71-80	30/30	10/17	12/11	4/10	22/17
Missouri	01-18	L, 53-78	22/38	15/14	10/11	2/5	18/34
at MSU	01-22	L, 60-78	28/38	9/20	5/9	2/11	12/9
Florida	01-24	W, 70-54	32/28	23/13	7/6	8/0	16/14
Arkansas	01-26	L, 55-64	28/20	12/12	9/5	6/5	12/2
Kansas State	01-29	W, 67-56	32/14	4/2	7/6	7/2	16/9
at #25 LSU	02-01	W, 76-72	20/34	21/24	10/14	8/17	21/24
at Florida	02-05	L, 57-62 (OT)	16/24	6/15	14/2	2/9	15/23
Alabama	02-09	L, 83-97	30/44	16/12	11/8	2/5	21/35
at Missouri	02-12	L, 68-74	34/40	16/20	9/4	9/7	24/27
South Carolina	02-15	L, 74-77 (OT)	34/42	14/14	13/18	13/4	24/21
at Georgia	02-19	W, 85-68	32/40	20/7	9/8	5/12	12/20
at #3 Auburn	02-23	L, 64-77	28/28	15/15	11/5	15/14	26/30
Texas A&M	02-26	L, 66-76	24/38	9/15	11/13	2/10	25/27
Totals			806/924	431/367	256/253	246/230	578/571

GAME-BY-GAME LEAD/DEFICIT

Opponent	Date	Result	Largest Lead	Largest Deficit	Time Led	Time Trailed	Time Tied
New Orleans	11-09	W, 82-61	25 (2nd, 7:58)	6 (1st, 11:00)	31:02	6:18	2:40
Charleston So.	11-12	W, 93-68	30 (2nd, 2:40)	3 (1st, 16:51)	34:51	2:47	3:03
Marquette	11-18	L, 72-78	12 (1st, 14:03)	7 (2nd, 3:55)	25:58	10:32	3:30
Elon	11-19	W, 74-56	22 (2nd, 7:44)	--	39:49	--	0:11
Boise State	11-21	L, 50-60	9 (1st, 1:12)	10 (2nd, 1:13)	28:10	6:38	5:12
MVSU	11-26	W, 73-58	18 (2nd, 3:29)	7 (1st, 1:17)	28:20	4:31	7:09
Rider	11-30	W, 75-51	29 (2nd, 3:04)	2 (1st, 17:34)	36:02	1:48	2:12
#18 Memphis	12-04	W, 67-63	11 (2nd, 2:59)	4 (1st, 18:39)	28:25	6:59	7:24
WKU	12-11	L, 48-71	--	25 (2nd, 1:42)	--	37:07	2:53
Middle Tenn.	12-15	W, 62-52	10 (2nd, 11:37)	3 (1st, 9:35)	30:39	3:09	6:12
Dayton	12-18	W, 76-68	15 (2nd, 3:32)	--	38:36	--	1:24
Samford	12-21	L, 73-75	10 (1st, 1:45)	13 (2nd, 11:52)	20:37	16:46	2:37
at #18 Tenn.	01-05	L, 60-66 (OT)	12 (1st, 8:22)	6 (1st OT, 0:26)	33:45	3:28	7:47
MSU	01-08	W, 82-72	20 (2nd, 17:12)	3 (1st, 19:32)	37:12	1:52	0:56
at Texas A&M	01-11	L, 51-67	4 (1st, 13:44)	18 (2nd, 7:29)	2:50	35:38	1:32
#4 Auburn	01-15	L, 71-80	14 (1st, 6:04)	11 (2nd, 4:33)	23:17	14:29	2:14
Missouri	01-18	L, 53-78	3 (1st, 18:49)	27 (2nd, 0:23)	0:44	34:31	4:45
at MSU	01-22	L, 60-78	5 (1st, 4:56)	20 (2nd, 1:44)	5:44	30:48	3:28
Florida	01-24	W, 70-54	16 (2nd, 0:36)	7 (1st, 8:18)	21:18	15:38	3:04
Arkansas	01-26	L, 55-64	1 (1st, 7:14)	16 (2nd, 4:26)	1:12	38:03	0:45
Kansas State	01-29	W, 67-56	13 (2nd, 17:08)	2 (1st, 14:31)	34:06	1:00	4:54
at #25 LSU	02-01	W, 76-72	24 (1st, 5:44)	--	38:08	--	1:52
at Florida	02-05	L, 57-62	9 (1st, 8:19)	9 (1st OT, 0:41)	23:25	13:47	7:48
Alabama	02-09	L, 83-97	11 (1st, 9:29)	17 (2nd, 3:21)	13:24	24:48	1:48
at Missouri	02-12	L, 68-74	1 (1st, 8:46)	20 (2nd, 16:59)	0:26	37:47	1:47
South Carolina	02-15	L, 74-77 (OT)	8 (2nd, 12:14)	7 (1st, 8:11)	20:12	19:03	5:45
at Georgia	02-19	W, 85-68	20 (2nd, 2:00)	3 (1st, 2:53)	33:29	4:29	2:02
at #3 Auburn	02-23	L, 64-77	2 (1st, 19:05)	16 (2nd, 6:49)	1:38	36:06	2:16
Texas A&M	02-26	L, 66-76	--	25 (1st, 0:48)	--	39:12	0:48

AP TOP-25 • FEB. 28, 2022

Rank	Team (1st-Place)	W-L	Points	Last
1	Gonzaga (46)	24-3	1,504	1
2	Arizona	25-3	1,360	2
3	Baylor (4)	24-5	1,342	10
4	Duke (11)	25-4	1,306	7
5	Auburn	25-4	1,268	3
6	Kansas	23-5	1,224	5
7	Kentucky	23-6	1,215	6
8	Purdue	24-5	1,129	4
9	Providence	24-3	1,021	11
10	Wisconsin	23-5	865	13
11	Villanova	21-7	861	8
12	Texas Tech	22-7	850	9
13	Tennessee	21-7	770	17
T-14	Arkansas	23-6	759	18
T-14	Houston	24-4	759	14
16	Southern Cal	25-4	557	16
17	UCLA	21-6	498	12
18	UConn	21-7	480	21
19	Saint Mary's	24-6	449	23
20	Illinois	20-8	383	15
21	Texas	21-8	364	20
22	Murray State	28-2	333	19
23	Ohio State	18-8	191	22
24	Iowa	20-8	99	25
25	Alabama	19-10	90	24

Others receiving votes: Boise State 56, Davidson 20, Colorado State 19, South Dakota State 12, Notre Dame 9, LSU 7, Michigan State 6, San Diego State 5, Marquette 4, Iowa State 4, North Texas 3, Vermont 2, Northern Iowa 1

USA TODAY COACHES TOP-25 • FEB. 28, 2022

Rk	Team (Record)	Pts	1st	Prev
1	Gonzaga (24-3)	771	20	1
2	Duke (25-4)	726	9	6
3	Arizona (25-3)	707	0	2
4	Baylor (24-5)	649	1	11
5	Auburn (25-4)	643	1	4
6	Kentucky (23-6)	638	1	3
7	Kansas (23-5)	615	0	5
8	Providence (24-3)	596	0	10
9	Purdue (24-5)	545	0	7
10	Wisconsin (23-5)	522	0	12
11	Villanova (21-7)	458	0	8
12	Texas Tech (22-7)	415	0	9
13	Tennessee (21-7)	401	0	17
14	Houston (24-4)	376	0	15
15	Arkansas (23-6)	356	0	18
16	USC (25-4)	319	0	16
17	Illinois (20-8)	271	0	14
18	UCLA (21-6)	252	0	13
19	UConn (21-7)	244	0	20
20	Saint Mary's (24-6)	220	0	23
21	Texas (21-8)	195	0	22
22	Murray St. (28-2)	166	0	21
23	Ohio St. (18-8)	104	0	19
24	Alabama (19-10)	44	0	25
25	Michigan St (19-9)	42	0	24
25	Iowa (20-8)	42	0	NR

Others receiving votes: Colorado St. 14; Boise St. 13; Notre Dame 10; Marquette 9; Wake Forest 8; Wyoming 6; Seton Hall 6; North Texas 4; San Francisco 3; North Carolina 3; Iowa State 2; Creighton 2; South Dakota State 1; San Diego St. 1; Miami-Florida 1.

RODRIGUEZ ON THE BOARDS

Junior **Luis Rodriguez** has stuffed the stat sheet as of late, turning into a rebounding machine over the last several games for the Rebels. Rodriguez is averaging 8.1 rebounds over his last eight outings in contrast to his season average of 7.0, helped greatly by four double-digit rebound games at No. 25 LSU (12), at Florida (11), at Missouri (10) and a season-high 13 vs. South Carolina at home. In his career entering this season, Rodriguez had three total double-digit rebound games. In that same eight-game stretch, he has recorded his third and fourth career double-doubles, tying his career high with 15 points to go along with his 12 boards at LSU, and tallying 12 points on top of his 10 boards at Missouri. In those same eight games, Rodriguez is averaging 8.1 points, and it also includes a massive career-best nine assists at home vs. Alabama on Feb. 9.

THE FLU GAME

The situation looked dire when Ole Miss rolled into Georgia on Feb. 19. The Rebels were already down their two top-scorers in Jarkel Joiner and Matthew Murrell due to the flu, with fellow starters Nysier Brooks and Luis Rodriguez battling symptoms of their own. Ole Miss would not accept that as an excuse, as the Rebel trio of **Tye Fagan** (20 points), **Jaemyn Brakefield** (19 points) and **Austin Crowley** (18 points) combined for 57 points alongside two gutsy efforts from **Nysier Brooks** (10 points) and **Luis Rodriguez** (6 points) in an 85-68 victory over the Bulldogs.

Ole Miss head coach **Kermit Davis** postgame: "Austin Crowley really ran our team and was great from the point guard spot, that was the best Jaemyn Brakefield has played this year because he confidently made shots, and it was just great for Tye Fagan to come home and have 20 and five tonight. I'm really proud of our team. It's a much-needed road win for us."

HOMEcoming FOR TYE FAGAN

Feb. 19 at Georgia marked the return to Athens for Ole Miss senior **Tye Fagan**, who dropped 20 points in his old gym to help lead Ole Miss to an 85-68 victory over the Bulldogs. Fagan spent his previous three seasons at Georgia. During his time with the Bulldogs, Fagan played in 89 games and scored 450 points while shooting 56.4 percent overall. Last season, Fagan started 25 of 26 games played for the Bulldogs, averaging 9.2 points, 4.3 rebounds with a team-high 58.7 field goal percentage. Fagan was the first SEC Player of the Week for the 2020-21 season following a then-career day of 21 points and 10 rebounds against Florida A&M, his first career double-double. Fagan scored in double-digits in 11 games last season, including twice against Ole Miss: a 19-point outing on 9-of-9 shooting in Oxford on Jan. 16, and a 13-point effort on Jan. 30 in Athens. Fagan was also instrumental for Georgia in two upset wins last season against LSU (18 points) and Auburn (16 points). Fagan is a native of Logtown, Georgia, and was the No. 10 prospect in the state and the nation's No. 18 combo guard coming out of Upson-Lee. Fagan was a two-time Class 4A Player of the Year as a junior and senior after leading the Knights to back-to-back state titles on consecutive undefeated seasons, ultimately charting the third-longest winning streak in Georgia boys high school history in that stretch at 63-0. In his high school career, Fagan scored a school record 2,038 points total and averaged 25.0 points, 7.3 rebounds, 4.6 assists and 2.4 steals as a senior.

SERIOUS MINUTES IN SEC PLAY

Ole Miss has received tremendous effort out of both **Matthew Murrell** and **Nysier Brooks** in SEC play, with both ranking within the top-10 in SEC-only minutes played. Murrell ranks fifth at 34.4 minutes per contest, while Brooks comes in at No. 12 at 31.9. Prior to SEC play starting, the duo combined for only 24 minutes per game, with Brooks averaging 25.9 and Murrell averaging 22.1.

FURIOUS STARTS FOR MURRELL

Sophomore **Matthew Murrell** has been a prolific scorer as of late for the Rebels, but he has been even more lethal from the jump in SEC play. In the first half during conference play, Murrell is averaging 8.9 points and 1.5 threes made while shooting lights-out clips of 54.5 percent overall and 47.9 from three. Murrell put together an absurd first half against Mississippi State on Jan. 8, dropping 23 of his eventual 31 points in the opening 20 minutes. That first half performance was the best by a Rebel against an SEC opponent since Stefan Moody poured in 24 in the opening frame against State on March 2, 2016.

OLE MISS CAN'T MISS

The Rebels were on fire in the second half against Florida on Jan. 22, going 17-of-23 in the latter 20 minutes for a second-half clip of 73.9 percent. That stands as the first 70 percent second half by a Rebel team since shooting 72 percent (18-25) vs. San Diego on Nov. 28, 2018 and first vs. an SEC opponent since shooting 71.4 percent (15-21) vs. Auburn on Feb. 7, 2015. Furthermore, that stands as the best second-half percentage by a Rebel team since shooting 75 percent (21-28) vs. Centenary on Dec. 23, 2009, and the best in conference play since shooting 75 percent (18-24) vs. Alabama on March 1, 2008. The second half vs. Florida was the best back half by Ole Miss this season by more than 16 percentage points over 57.5 percent vs. Charleston Southern on Nov. 12.

OFF THE LINE

It's been difficult to damage the Rebels from distance this season, as Ole Miss has held 15 of its last 23 opponents to 35 percent or lower from beyond the arc -- including nine of 16 SEC foes. In seven of those nine wins of that stretch against Rider (2-of-13), No. 18 Memphis (2-of-11), Middle Tennessee (3-of-27), Dayton (4-18), Mississippi State (3-16), Florida (4-29) and Georgia (3-10), Rebel opponents shot a combined 21-of-124 (.169), with the lone outliers a 30.6 percent outing from K-State on an 11-of-36 line and a 36.4 showing at No. 25 LSU on an 8-of-22 line. In the Kermit Davis era, Ole Miss is 32-18 when holding opponents to 30 percent or lower and 52-31 when holding opponents below 40 percent from deep.

OLE MISS IN WINS VS. LOSSES

Category	Wins	Losses	Change
Scoring	75.5	62.8	+12.7
Scoring Defense	61.5	73.8	-12.3
Scoring Margin	+14.0	-11.0	+25.0
FG%	.474	.401	+0.073
3PT%	.343	.316	+0.027
FT%	.724	.696	+0.028
Opp. FG%	.391	.498	-.107
Opp. 3PT%	.243	.380	-.137
Rebounds	36.9	31.8	+5.1
Reb. Margin	+3.1	-2.7	+5.8
Assists	14.9	11.9	+3.0
Steals	7.5	7.0	+0.5
Blocks	3.5	2.5	+1.0
Turnovers	11.8	13.4	-1.6
Turnovers Forced	14.5	12.6	+1.9

FROM WAY DOWNTOWN

Ole Miss has found its stroke from three-ball land again just in time for conference play, as their SEC-only three-point percentage of .346 (No. 4 SEC) has been helped greatly by 7.4 threes per game (No. 5 SEC). Ole Miss hit double-digit threes in each of its first two games of SEC season, going 11-of-22 at No. 18 Tennessee in a near-upset thriller that went into overtime before an 11-of-23 performance against in-state rival Mississippi State on Jan. 8. The Rebels went toe-to-toe with one of the best three-point shooting teams in the nation in Alabama, knocking down 12 trifectas in the process -- the most by Ole Miss since hitting 14 against Middle Tennessee on Dec. 14, 2019. On the season, Ole Miss has hit double-digit threes made four times when including an 11-of-29 performance against Charleston Southern back on Nov. 12 and a season-high 12-of-28 performance vs. Alabama on Feb. 9, the most such games since the Rebels tallied seven double-digit games during head coach Kermit Davis' first season in 2018-19.

OLE MISS NET SPLITS (USING CURRENT RATINGS)

vs. Quad 1: 1-10
 vs. Quad 2: 5-1
 vs. Quad 3: 2-4
 vs. Quad 4: 5-1
 vs. NET Top-100: 7-12
 vs. NET Top-50: 2-7
 vs. NET Top-25: 1-5
 Top NET Win: LSU (16; 76-72)
 Top NET Loss: Tennessee (8), 66-60/OT
 Other NET Top-50 Losses: Auburn (11; 80-71/77-64), Alabama (22; 97-83), Arkansas (23; 64-55), Boise State (29; 60-50), Marquette (34; 78-72)
 Average Margin of Defeat vs. NET Top-50: 9.6 PPG

HISTORIC SHOWINGS AT THE FREE THROW LINE

Ole Miss has recorded half of its all-time perfect free throw shooting games with at least 10 attempts in this season alone following a perfect 15-of-15 showing against No. 4 Auburn on Jan. 15 and a follow-up 13-of-13 clip against Arkansas on Jan. 26. Those constitute just the third and fourth games in Ole Miss history to not miss a free throw attempt with at least 10 tries, joining a school record 22-of-22 effort against South Alabama on Nov. 18, 2008 and a 10-of-10 performance against Mississippi State on Feb. 28, 1959. Both games stand as two of the three best free throw performances in the SEC this season, and the 15-of-15 outing against Auburn ranks among just 16 perfect performances in the NCAA this season with at least 15 made free throws:

1. Villanova - 26-26 (vs. Howard, Nov. 16)
2. Stony Brook - 19-19 (vs. New Hampshire, Feb. 7)
3. Saint Mary's - 18-18 (vs. Loyola Marymount, Feb. 5)
4. Jacksonville - 17-17 (vs. EKU, Feb. 9)
4. Incarnate Word - 17-17 (vs. Nicholls, Feb. 3)
4. Long Beach State - 17-17 (vs. UC Santa Barbara, Jan. 13)
4. Montana - 17-17 (vs. Air Force, Dec. 8)
4. Detroit Mercy - 17-17 (vs. Hofstra, Nov. 27)
9. Texas A&M - 16-16 (vs. Florida, Feb. 15)
9. Villanova - 16-16 (vs. Georgetown, Jan. 22)
9. Grambling - 16-16 (vs. MVSU, Jan. 22)
9. Valparaiso - 16-16 (vs. Illinois State, Jan. 2)
9. Purdue Fort Wayne - 16-16 (vs. Wright State, Dec. 2)
14. Ole Miss - 15-15 (vs. Auburn, Jan. 15)
14. Miami (Ohio) - 15-15 (vs. Western Michigan, Jan. 15)
14. Charleston Southern - 15-15 (vs. Clemson, Nov. 26)

MURRELL GOES UNCONSCIOUS

Sophomore **Matthew Murrell** lit the net on fire against rival Mississippi State on Jan. 8, dropping a career-high 31 points on an absurd 10-of-11 shooting performance that included a perfect 5-of-5 line from beyond the arc and a 6-of-6 clip from the free throw line. Murrell actually started the game 10-of-10 from the field before a late miss with 2:32 to play gave him his lone blemish on the night. Murrell stands as one of only three Rebels all-time to have gone 5-of-5 from three, joining Devontae Shuler's performance vs. Jackson State on Dec. 10, 2020, and Joe Harvell's 5-of-5 outing against Tennessee in the SEC Tournament on March 9, 1990 -- making Murrell's the only such performance against an SEC opponent during the regular season. Murrell was unconscious in the first half, scoring 23 points in the opening frame alone, which had already beat his previous career-high of 19 points scored against No. 18 Memphis on Dec. 4. His 23 first-half points stands as the most scored by a Rebel against an SEC opponent since Stefan Moody dropped 24 against Mississippi State on March 2, 2016. To anyone paying attention, though, this was just the latest and greatest output from Murrell. Over his last 15 games since SEC play began Jan. 5 at Tennessee, he is 36-of-88 (.409) from three, .460 overall, averaging 14.9 points per game in that stretch. Murrell started the season 2-of-10 (.200) from three across his first six games, but a 3-of-6 three-point performance against Rider and a 4-of-9 rip against the nationally-ranked Tigers helped spark a three-point line of 48-of-124 (.387) at 2.2 threes per game across his last 22 games played since Nov. 30 against Rider.

CLEANING UP THE OFFENSIVE GLASS

Graduate transfer **Nysier Brooks** has been a beast on the offensive glass to start SEC play, ranking third in conference action at 3.0 offensive boards per game. Brooks hauled in a whopping eight offensive boards against Mississippi State to help lead to a career-high 16 rebounds, the most total boards by a Rebel since Sebastian Saiz hauled in 17 vs. Georgia Tech in the 2017 NIT. Brooks has had five or more offensive boards in four games this season, and he has had at least six rebounds in all but three games this season. Furthermore, Brooks has hit double-digit rebounds six times, including three in SEC play to average an SEC fourth-best average of 7.5 per game in conference play. Overall, Brooks ranks seventh in the SEC at 7.7 rebounds per game, and his overall offensive rebounding average of 2.8 per game ranks third in the conference. Brooks most recently recorded his third Rebel double-double and eighth of his career following a 15-point, 16 rebound performance against Mississippi State on Jan. 8.

SUPERLATIVES

BIGGEST OLE MISS LEAD:
 30, vs. Charleston Southern (11-12-21)

BIGGEST OLE MISS DEFICIT:
 27, vs. Missouri (01-18-22)

BIGGEST OLE MISS LEAD IN A LOSS:
 12, vs. Marquette (11-18-21)

BIGGEST OLE MISS DEFICIT IN A WIN:
 7, 2x, last vs. Florida (01-24-22)

BIGGEST OLE MISS HALFTIME LEAD:
 16, vs. Elon (11-19-21)

BIGGEST OLE MISS HALFTIME DEFICIT:
 23 vs. Texas A&M (02-26-22)

BEST OLE MISS 1ST HALF FG%:
 65.4, at LSU (02-01-22)

WORST OLE MISS 1ST HALF FG%:
 24.1, vs. Western Kentucky (12-11-21)

BEST OLE MISS 2ND HALF FG%:
 73.9, vs. Florida (01-24-22)

WORST OLE MISS 2ND HALF FG%:
 23.8, at Florida (02-05-22)

MOST POINTS BY OLE MISS IN 1ST HALF:
 50, vs. Mississippi State (01-08-22)

FEWEST POINTS BY OLE MISS IN 1ST HALF:
 19, vs. Western Kentucky (12-11-21)

MOST POINTS BY OPPONENT IN 1ST HALF:
 49, vs. Alabama (02-09-22)

FEWEST POINTS BY OPPONENT IN 1ST HALF:
 19, vs. Tennessee (01-05-22)

MOST POINTS BY OLE MISS IN 2ND HALF:
 56, vs. Charleston Southern (11-12-21)

FEWEST POINTS BY OLE MISS IN 2ND HALF:
 18, at Florida (02-05-22)

MOST POINTS BY OPPONENT IN 2ND HALF:
 48, vs. Alabama (02-09-22)

FEWEST POINTS BY OPPONENT IN 2ND HALF:
 20, vs. MVSU (11-26-21)

BIGGEST HALFTIME LEAD BLOWN:
 9, at Florida (02-05-22)

BIGGEST HALFTIME DEFICIT ERASED:
 5, vs. MVSU (11-26-21)

BIGGEST MARGIN OF VICTORY:
 25, vs. Charleston Southern (11-12-21)

BIGGEST LEAD BLOWN TO LOSE (AT ANY POINT IN A GAME):
 14 vs. Auburn (01-15-22)

BIGGEST DEFICIT OVERCOME TO WIN (AT ANY POINT IN A GAME):
 7, 2x, last vs. Florida (01-24-22)

BIGGEST MARGIN OF DEFEAT:
 25, vs. Missouri (01-18-22)

RUFFIN OUT

Ole Miss suffered a devastating blow in its upset win at No. 25 LSU on Feb. 1, as freshman point guard **Daeshun Ruffin** tore his ACL late in the second half and will miss the remainder of the season. Against the Tigers, Ruffin led Ole Miss with 19 points, three assists and two steals alongside a 6-of-11 line from the field, a 2-of-4 clip from three and a perfect 5-of-5 streak from the free throw line in 20 minutes of game action. Ruffin had been electric since returning to the team following an eight-game absence due to a broken right hand suffered in the season opener against New Orleans on Nov. 9. On the season, Ruffin averaged a team-high 2.3 steals per game and led the Rebels with a 52-of-69 (.754) clip from the charity stripe, to go along with 12.6 points, 3.4 assists and 1.5 rebounds per game. In SEC season he's been just as impressive against some of the best teams in the nation, ranking at the time of his injury second in the conference in SEC-only action in steals (2.7/game), ninth in free throw shooting (.833) and 10th in assists (3.9/game). He was particularly effective for the Rebels stepping up for the injured **Jarkel Joiner**, averaging 12.5 points, 3.8 assists, 2.5 steals and shooting 36 percent overall and 77.8 percent from the free throw line in Joiner's absence since Dec. 21.

Ruffin was named SEC Freshman of the Week on Monday (Jan. 31) – the first such honor by a Rebel since Jarvis Summers on Dec. 5, 2011. His honor came courtesy of an excellent three-game stretch from Jan. 24-29, during which he averaged 16.0 points, 3.0 assists, 2.0 steals with a 19-of-24 (.792) mark from the free throw line – at one point hitting 14 in a row during those three games. Included in there is a career-high 21 points vs. Florida on Jan. 24, with 15 of those points coming in the second half. In just 14 career games played, Ruffin has scored in double-digits in 10, scored 15 or more in six contests, and has had multiple steals in nine games. Ruffin was on pace to break Elston Turner's 1978 record for steals by a freshman of 47, but will end his season at 32 swipes. Ruffin came to Ole Miss following a superb high school career at Callaway High School in Jackson, Mississippi, joining as the first McDonald's All-American signee in program history.

HITTING HIS STRIDE

The injury to **Daeshun Ruffin** was made even more devastating by the fact that he was truly starting to hit his stride as a leader on the court. Over his final four games played, Ole Miss went 3-1 with wins against Florida (70-54), Kansas State (67-56) and LSU (76-72), and in those games Ruffin averaged 16.8 points, 3.0 assists, 3.0 rebounds, 2.0 steals and shot .828 from the free throw line with an average of 6.0 free throws made (24-of-29).

Jan. 24 - vs. Florida (W, 70-54) - 21 points, 6 assists, 4 steals, 2 rebounds, 6-13 FG, 9-10 FT
 Jan. 26 - vs. Arkansas (L, 64-55) - 10 points, 2 rebounds, 1 steal, 5-5 FT
 Jan. 29 - vs. Kansas State (W, 67-56) - 17 points, 7 rebounds, 3 assists, 1 steal, 1 block
 Feb. 1 - at No. 25 LSU (W, 76-72) - 19 points, 3 assists, 2 steals, 1 rebound, 5-5 FT

BEWARE THE REBELS

Ole Miss has been a thorn in the side of nationally ranked teams, as the Rebels have notched five AP Top-25 victories over the last calendar year after a 76-72 victory over No. 25 LSU -- Ole Miss' first win in Baton Rouge since 2013. Since a 52-50 win at home vs. No. 10 Tennessee on Feb. 2, 2021, Ole Miss has gone 5-2 against ranked squads, with the lone losses by a combined 15 points at No. 18 Tennessee on Jan. 5 of this year (66-60/OT), and against No. 4 Auburn at home on Jan. 15 (80-71). The Rebels held double-digit first half leads in both of those losses, leading by as many as 12 with 8:22 to go in the first half against the Vols and by as many as 14 with 6:04 to go in the first half against Auburn. Under **Kermit Davis**, the Rebels have beaten seven top-25 opponents. Following its 67-63 upset over No. 18 Memphis on Dec. 4, Ole Miss notched its fourth consecutive Top-25 win for just the second time in school history. The other such occurrence came across the 2001-02 and 2002-03 seasons, when Ole Miss ripped off four in a row against No. 6 Florida on Feb. 16, 2002 (68-51), No. 6 Alabama on March 3, 2002 (84-56), at No. 23 LSU the following season on Jan. 18, 2003 (67-57), and three days later vs. No. 15 Alabama on Jan. 21, 2003 (76-57). The latest streak came against No. 10 Tennessee on Feb. 2, 2021 (52-50), No. 10 Missouri on Feb. 10, 2021 (80-59) and at No. 24 Missouri on Feb. 23, 2021 before the win vs. Memphis. This was also the first time since 2001 that Ole Miss won against four ranked teams within the same calendar year. That season the Rebels did so five times against No. 10 Tennessee on Feb. 10 (87-71), No. 20 Alabama on March 3 (105-71), No. 5 Florida in the SEC Tournament (74-69), No. 19 Notre Dame in the NCAA Tournament (59-56) and the following season against No. 22 Memphis on Dec. 7 (71-67).

2020-21 / 2021-22

Feb. 2, 2021 - vs. #10 Tennessee (52-50)
 Feb. 10, 2021 - vs. #10 Missouri (80-59)
 Feb. 23, 2021 - at #24 Missouri (60-53)
 Dec. 4, 2021 - vs. #18 Memphis (67-63)

2001-02 / 2002-03

Feb. 16, 2002 - vs. #6 Florida (68-51)
 March 3, 2002 - vs. #6 Alabama (84-56)
 Jan. 18, 2003 - at #23 LSU (67-57)
 Jan. 21, 2003 - vs. #15 Alabama (76-57)

YEAR FOUR OF THE DAVIS ERA

Kermit Davis enters his fourth season at the helm of Ole Miss Basketball. Over his first three seasons, Davis led the Rebels to a pair of postseason appearances (2020 postseason was cancelled due to COVID-19). With 64 victories as head coach of the Rebels, Davis is one of only four coaches in Ole Miss history to rack up at least 50 wins over their first three seasons. A nine-time conference coach of the year, Davis is 38th among active Division I head coaches with 467 career wins over 24 seasons, including stints at Middle Tennessee, Idaho and Texas A&M. In 27 seasons as a college basketball head coach, he has amassed 533 wins.

DAVIS ERA TRENDS TO WATCH

- 54-19 when leading at half
- 5-0 when scoring 90+, 28-4 when scoring 80+, 49-21 when scoring 70+
- 43-19 when winning the rebounding battle
- 29-4 when at 50 percent shooting or better
- 19-8 when shooting 40 percent or better from three
- 61-33 when keeping opponents below 50 percent shooting (35-6 when below 40 percent)

OPPONENT NET RATINGS (FEB. 27)

Opponent	Net	Result
New Orleans	254	W, 82-64
Charleston So.	351	W, 93-68
Marquette	34	L, 72-78
Elon	250	W, 74-56
Boise State	29	L, 50-60
MVSU	356	W, 73-58
Rider	260	W, 75-51
Memphis	42	W, 67-63
WKU	124	L, 48-71
Middle Tenn.	98	W, 62-52
Dayton	55	W, 76-68
Samford	180	L, 73-75
Tennessee	8	L, 60-66 (OT)
MSU	52	W, 82-72 / L, 60-78
Texas A&M	66	L, 51-67 / L, 66-76
Auburn	11	L, 71-80 / L, 64-77
Missouri	155	L, 53-78 / L, 68-74
Florida	51	W, 70-54 / L, 57-62
Arkansas	23	L, 55-64
Kansas State	69	W, 67-56
LSU	16	W, 76-72
Alabama	22	L, 83-97
South Carolina	91	L, 74-77 (OT)
Georgia	215	W, 85-68
Kentucky	4	--
Vanderbilt	74	--

OLE MISS NET RATINGS (FEB. 27)

Record	Net	SOS	Future SOS
13-16	110	59	69

GAME-BY-GAME STARTING LINEUPS

Opponent	Date	Result	PG	G	G	G/F	F/C	Lineup	Record
New Orleans	11-09	W, 82-61	Joiner	Crowley	Rodriguez	Allen	Brooks	#1	1-0
Charleston Southern	11-12	W, 93-68	Joiner	Crowley	Rodriguez	Brakefield	Brooks	#2	1-0
Marquette	11-18	L, 72-78	Joiner	Crowley	Rodriguez	Brakefield	Brooks	#2	1-1
Elon	11-19	W, 74-56	Joiner	Murrell	Rodriguez	Brakefield	Brooks	#3	1-0
Boise State	11-21	L, 50-60	Joiner	Murrell	Rodriguez	Brakefield	Brooks	#3	1-1
MVSU	11-26	W, 73-58	Crowley	Fagan	Rodriguez	Allen	Brooks	#4	1-0
Rider	11-30	W, 75-51	Joiner	Crowley	Rodriguez	Allen	Brooks	#1	2-0
#18 Memphis	12-04	W, 67-63	Joiner	Crowley	Rodriguez	Allen	Brooks	#1	3-0
Western Kentucky	12-11	L, 48-71	Joiner	Crowley	Rodriguez	Brakefield	Brooks	#2	1-2
Middle Tennessee	12-15	W, 62-52	Joiner	Murrell	Rodriguez	Brakefield	Brooks	#3	2-1
Dayton	12-18	W, 76-68	Joiner	Murrell	Rodriguez	Brakefield	Brooks	#3	3-1
Samford	12-21	L, 73-75	Joiner	Murrell	Rodriguez	Brakefield	Brooks	#3	3-2
at #18 Tennessee	01-05	L, 60-66 (OT)	Ruffin	Murrell	Fagan	Brakefield	Brooks	#5	0-1
Mississippi State	01-08	W, 82-72	Ruffin	Murrell	Fagan	Brakefield	Brooks	#5	1-1
at Texas A&M	01-11	L, 51-67	Ruffin	Murrell	Fagan	Brakefield	Brooks	#5	1-2
#4 Auburn	01-15	L, 71-80	Ruffin	Murrell	Rodriguez	Brakefield	Brooks	#6	0-1
Missouri	01-18	L, 53-78	Ruffin	Murrell	Rodriguez	Brakefield	Brooks	#6	0-2
at Mississippi State	01-22	L, 60-78	Ruffin	Murrell	Fagan	Brakefield	Brooks	#5	1-3
Florida	01-24	W, 70-54	Ruffin	Murrell	Fagan	Brakefield	Brooks	#5	2-3
Arkansas	01-26	L, 55-64	Ruffin	Murrell	Rodriguez	Brakefield	Brooks	#6	0-3
Kansas State	01-29	W, 67-56	Ruffin	Murrell	Fagan	Rodriguez	Brooks	#7	1-0
at #25 LSU	02-02	W, 76-72	Ruffin	Murrell	Fagan	Brakefield	Brooks	#5	3-3
at Florida	02-05	L, 57-62 (OT)	Crowley	Murrell	Fagan	Brakefield	Brooks	#8	0-1
vs. Alabama	02-09	L, 83-97	Joiner	Murrell	Fagan	Rodriguez	Brooks	#9	0-1
at Missouri	02-12	L, 68-74	Joiner	Murrell	Fagan	Brakefield	Brooks	#10	0-1
vs. South Carolina	02-15	L, 74-77 (OT)	Crowley	Murrell	Rodriguez	Brakefield	Brooks	#11	0-1
at Georgia	02-19	W, 85-68	Crowley	Fagan	Rodriguez	Brakefield	Brooks	#12	1-0
at #3 Auburn	02-23	L, 64-77	Crowley	Murrell	Rodriguez	Brakefield	Brooks	#11	0-2
vs. Texas A&M	02-26	L, 66-76	Joiner	White	Murrell	Rodriguez	Brooks	#13	0-1

REBEL STARTING/GAMES PLAYED HISTORY

CAREER STARTS			CAREER GAMES PLAYED		
Name	Season	Career	Name	Season	Career
Robert Allen	4	74	Robert Allen	8	101
Jaemyn Brakefield	22	24	Jaemyn Brakefield	29	51
Nysier Brooks	29	91	Nysier Brooks	29	159
Austin Crowley	11	14	Austin Crowley	28	87
Tye Fagan	12	40	Tye Fagan	29	118
Sammy Hunter	0	1	Sammy Hunter	26	78
Jarkel Joiner	14	99	Jarkel Joiner	19	111
John McBride	0	0	John McBride	6	19
Matthew Murrell	21	24	Matthew Murrell	28	56
Luis Rodriguez	21	54	Luis Rodriguez	29	87
Daeshun Ruffin	10	10	Daeshun Ruffin	14	14
Grant Slatten	0	0	Grant Slatten	6	6
Eric Van Der Heijden	0	0	Eric Van Der Heijden	14	14
James White	1	1	James White	16	16

OVERALL STATS

Game Records

Record	Overall	Home	Away	Neutral
ALL GAMES	13-16	10-7	2-6	1-3
CONFERENCE	4-12	2-6	2-6	0-0
NON-CONFERENCE	9-4	8-1	0-0	1-3

Score by Periods

Team	1st	2nd	OT	TOT
Ole Miss	949	1014	24	1987
Opponents	917	1024	38	1979

Team Box Score

No.	Player				Total		3-Point		F-Throw		Rebounds								PTS	AVG		
		GP-GS	MIN	AVG	FG-FGA	FG%	3FG-3FGA	3FG%	FT-FTA	FT%	OFF	DEF	TOT	AVG	PF	DQ	A	TO			BLK	STL
24	JOINER, Jarkel	19-14	599:08	31.5	93-224	.415	34-98	.347	48-59	.814	7	51	58	3.1	34	0	47	15	1	22	268	14.1
2	RUFFIN, Daeshun	14-10	361:59	25.9	57-153	.373	11-51	.216	52-69	.754	4	17	21	1.5	25	0	48	37	2	32	177	12.6
11	MURRELL, Matthew	28-21	817:58	29.2	102-244	.418	50-134	.373	64-84	.762	12	69	81	2.9	43	0	47	36	4	22	318	11.4
3	BROOKS, Nysier	29-29	849:58	29.3	116-198	.586	0-4	.000	51-77	.662	81	141	222	7.7	74	2	23	50	39	26	283	9.8
4	BRAKEFIELD, Jaemyn	29-22	721:42	24.9	85-179	.475	31-81	.383	33-46	.717	24	90	114	3.9	40	1	20	49	7	20	234	8.1
14	FAGAN, Tye	29-12	630:04	21.7	84-180	.467	23-65	.354	28-38	.737	19	74	93	3.2	27	0	59	51	6	19	219	7.6
15	RODRIGUEZ, Luis	29-21	801:11	27.6	69-191	.361	29-95	.305	35-54	.648	51	115	166	5.7	74	2	54	35	7	40	202	7.0
21	ALLEN, Robert	8-4	151:19	18.9	18-40	.450	1-7	.143	15-25	.600	19	24	43	5.4	14	0	6	8	7	5	52	6.5
1	CROWLEY, Austin	28-11	487:36	17.4	47-128	.367	21-58	.362	10-12	.833	3	48	51	1.8	43	1	67	43	7	14	125	4.5
23	HUNTER, Sammy	26-0	261:48	10.1	29-66	.439	4-22	.182	8-13	.615	16	13	29	1.1	38	0	3	10	4	5	70	2.7
5	WHITE, James	16-1	105:45	6.6	11-31	.355	1-7	.143	3-9	.333	1	11	12	0.8	10	0	4	3	1	1	26	1.6
10	SLATTEN, Grant	6-0	14:21	2.4	2-5	.400	0-1	.000	0-1	.000	1	1	2	0.3	1	0	1	3	0	2	4	0.7
33	MCBRIDE, John	6-0	10:22	1.7	1-2	.500	0-0	.000	1-2	.500	2	1	3	0.5	3	0	2	1	0	0	3	0.5
0	VAN DER HEIJDEN, Eric	15-0	61:49	4.1	2-10	.200	1-5	.200	1-2	.500	1	8	9	0.6	9	0	4	3	1	1	6	0.4
Team											36	48	84					23				
Total		29	5875		716-1651	.434	206-628	.328	349-491	.711	277	711	988	34.1	435	6	385	367	86	209	1987	68.5
Opponents		29	5875		734-1635	.449	190-596	.319	321-452	.710	260	732	992	34.2	474	7	443	389	98	204	1979	68.2

Team Statistics

	OM	OPP
Scoring	1987	1979
Points per game	68.5	68.2
Scoring margin	+0.3	-
Field goals-att	716-1651	734-1635
Field goal pct	.434	.449
3 point fg-att	206-628	190-596
3-point FG pct	.328	.319
3-pt FG made per game	7.1	6.6
Free throws-att	349-491	321-452
Free throw pct	.711	.710
F-Throws made per game	12.0	11.1
Rebounds	988	992
Rebounds per game	34.1	34.2
Rebounding margin	-0.1	-
Assists	385	443
Assists per game	13.3	15.3
Turnovers	367	389
Turnovers per game	12.7	13.4
Turnover margin	+0.8	-
Assist/turnover ratio	1.0	1.1
Steals	209	204
Steals per game	7.2	7.0
Blocks	86	98
Blocks per game	3.0	3.4
Winning streak	0	-
Home win streak	0	-
Attendance	110185	76021
Home games-Avg/Game	17-6481	8-9503
Neutral site-Avg/Game	-	4-4362

Team Results

Date	Opponent		Score	Att.
11/09/2021	New Orleans	W	82-61	5409
11/12/2021	Charleston So.	W	93-68	5825
11/18/2021	vs Marquette	L	72-78	4213
11/19/2021	vs Elon	W	74-56	4672
11/21/2021	vs Boise St.	L	50-60	2407
11/26/2021	Mississippi Val.	W	73-58	5905
11/30/2021	Rider	W	75-51	5537
12/04/2021	Memphis	W	67-63	8629
12/11/2021	vs Western Ky.	L	48-71	6157
12/15/2021	Middle Tenn.	W	62-52	5902
12/18/2021	Dayton	W	76-68	6199
12/21/2021	Samford	L	73-75	5649
01/05/2022	at Tennessee	Lot	60-66	15617
01/08/2022	Mississippi St.	W	82-72	6988
01/11/2022	at Texas A&M	L	51-67	6053
01/15/2022	Auburn	L	71-80	8657
01/18/2022	Missouri	L	53-78	6514
01/22/2022	at Mississippi St.	L	60-78	9739
01/24/2022	Florida	W	70-54	6273
01/26/2022	Arkansas	L	55-64	6642
01/29/2022	Kansas St.	W	67-56	7135
02/01/2022	at LSU	W	76-72	9707
02/05/2022	at Florida	Lot	57-62	10007
02/09/2022	Alabama	L	83-97	6454
02/12/2022	at Missouri	L	68-74	8397
02/15/2022	South Carolina	Lot	74-77	5813
02/19/2022	at Georgia	W	85-68	7380
02/23/2022	at Auburn	L	64-77	9121
02/26/2022	Texas A&M	L	66-76	6654

CONFERENCE

Game Records

Record	Overall	Home	Away	Neutral
ALL GAMES	4-12	2-6	2-6	0-0
CONFERENCE	4-12	2-6	2-6	0-0
NON-CONFERENCE	0-0	0-0	0-0	0-0

Score by Periods

Team	1st	2nd	OT	TOT
Ole Miss	523	528	24	1075
Opponents	558	566	38	1162

Team Box Score

No.	Player				Total		3-Point		F-Throw		Rebounds											
		GP-GS	MIN	AVG	FG-FGA	FG%	3FG-3FGA	3FG%	FT-FTA	FT%	OFF	DEF	TOT	AVG	PF	DQ	A	TO	BLK	STL	PTS	AVG
11	MURRELL, Matthew	15-15	515:29	34.4	75-163	.460	36-88	.409	38-50	.760	8	37	45	3.0	22	0	27	24	1	15	224	14.9
24	JOINER, Jarkel	7-3	197:26	28.2	32-78	.410	12-36	.333	15-20	.750	2	14	16	2.3	16	0	11	3	1	7	91	13.0
2	RUFFIN, Daeshun	9-9	259:31	28.8	34-95	.358	10-38	.263	30-36	.833	3	9	12	1.3	19	0	35	26	0	24	108	12.0
3	BROOKS, Nysier	16-16	510:38	31.9	71-123	.577	0-2	.000	28-43	.651	48	72	120	7.5	37	1	14	31	27	16	170	10.6
14	FAGAN, Tye	16-10	380:41	23.8	46-107	.430	17-43	.395	22-25	.880	8	29	37	2.3	13	0	32	35	3	14	131	8.2
4	BRAKEFIELD, Jaemyn	16-14	409:04	25.6	44-89	.494	16-44	.364	16-23	.696	12	45	57	3.6	20	0	14	28	2	9	120	7.5
15	RODRIGUEZ, Luis	16-8	481:02	30.1	34-102	.333	14-50	.280	22-32	.688	32	76	108	6.8	43	1	33	16	3	22	104	6.5
1	CROWLEY, Austin	15-4	262:31	17.5	22-58	.379	10-27	.370	8-10	.800	3	22	25	1.7	27	1	28	28	4	3	62	4.1
23	HUNTER, Sammy	14-0	139:10	9.9	16-34	.471	3-11	.273	7-12	.583	11	8	19	1.4	24	0	2	8	2	2	42	3.0
10	SLATTEN, Grant	2-0	08:41	4.3	2-4	.500	0-0	.000	0-1	.000	1	0	1	0.5	1	0	1	2	0	1	4	2.0
5	WHITE, James	10-1	78:00	7.8	7-20	.350	1-4	.250	3-9	.333	1	8	9	0.9	6	0	3	2	1	1	18	1.8
33	MCBRIDE, John	1-0	03:41	3.7	0-1	.000	0-0	.000	1-2	.500	1	0	1	1.0	3	0	1	0	0	0	1	1.0
0	VAN DER HEIJDEN, Eric	8-0	29:05	3.6	0-2	.000	0-1	.000	0-0	.000	1	5	6	0.8	3	0	2	0	0	0	0	0.0
Team											13	27	40					17				
Total		16	3275		383-876	.437	119-344	.346	190-263	.722	144	352	496	31.0	234	3	203	220	44	114	1075	67.2
Opponents		16	3275		438-897	.488	108-317	.341	178-243	.733	142	383	525	32.8	258	4	259	202	56	131	1162	72.6

NON-CONFERENCE

Game Records

Record	Overall	Home	Away	Neutral
ALL GAMES	9-4	8-1	0-0	1-3
CONFERENCE	0-0	0-0	0-0	0-0
NON-CONFERENCE	9-4	8-1	0-0	1-3

Score by Periods

Team	1st	2nd	OT	TOT
Ole Miss	426	486	0	912
Opponents	359	458	0	817

Team Box Score

No.	Player				Total		3-Point		F-Throw		Rebounds											
		GP-GS	MIN	AVG	FG-FGA	FG%	3FG-3FGA	3FG%	FT-FTA	FT%	OFF	DEF	TOT	AVG	PF	DQ	A	TO	BLK	STL	PTS	AVG
24	JOINER, Jarkel	12-11	401:42	33.5	61-146	.418	22-62	.355	33-39	.846	5	37	42	3.5	18	0	36	12	0	15	177	14.8
2	RUFFIN, Daeshun	5-1	102:27	20.5	23-58	.397	1-13	.077	22-33	.667	1	8	9	1.8	6	0	13	11	2	8	69	13.8
4	BRAKEFIELD, Jaemyn	13-8	312:38	24.0	41-90	.456	15-37	.405	17-23	.739	12	45	57	4.4	20	1	6	21	5	11	114	8.8
3	BROOKS, Nysier	13-13	339:19	26.1	45-75	.600	0-2	.000	23-34	.676	33	69	102	7.8	37	1	9	19	12	10	113	8.7
15	RODRIGUEZ, Luis	13-13	320:08	24.6	35-89	.393	15-45	.333	13-22	.591	19	39	58	4.5	31	1	21	19	4	18	98	7.5
11	MURRELL, Matthew	13-6	302:29	23.3	27-81	.333	14-46	.304	26-34	.765	4	32	36	2.8	21	0	20	12	3	7	94	7.2
14	FAGAN, Tye	13-2	249:23	19.2	38-73	.521	6-22	.273	6-13	.462	11	45	56	4.3	14	0	27	16	3	5	88	6.8
21	ALLEN, Robert	8-4	151:19	18.9	18-40	.450	1-7	.143	15-25	.600	19	24	43	5.4	14	0	6	8	7	5	52	6.5
1	CROWLEY, Austin	13-7	225:05	17.3	25-70	.357	11-31	.355	2-2	1.000	0	26	26	2.0	16	0	39	15	3	11	63	4.8
23	HUNTER, Sammy	12-0	122:38	10.2	13-32	.406	1-11	.091	1-1	1.000	5	5	10	0.8	14	0	1	2	2	3	28	2.3
5	WHITE, James	6-0	27:45	4.6	4-11	.364	0-3	.000	0-0	.000	0	3	3	0.5	4	0	1	1	0	0	8	1.3
0	VAN DER HEIJDEN, Eric	7-0	32:45	4.7	2-8	.250	1-4	.250	1-2	.500	0	3	3	0.4	6	0	2	3	1	1	6	0.9
33	MCBRIDE, John	5-0	06:41	1.3	1-1	1.000	0-0	.000	0-0	.000	1	1	2	0.4	0	0	1	1	0	0	2	0.4
10	SLATTEN, Grant	4-0	05:40	1.4	0-1	.000	0-1	.000	0-0	.000	0	1	1	0.3	0	0	0	1	0	1	0	0.0
Team											23	21	44					6				
Total		13	2600		333-775	.430	87-284	.306	159-228	.697	133	359	492	37.8	201	3	182	147	42	95	912	70.2
Opponents		13	2600		296-738	.401	82-279	.294	143-209	.684	118	349	467	35.9	216	3	184	187	42	73	817	62.8

HOME STATS

Game Records

Record	Overall	Home	Away	Neutral
ALL GAMES	10-7	10-7	0-0	0-0
CONFERENCE	2-6	2-6	0-0	0-0
NON-CONFERENCE	8-1	8-1	0-0	0-0

Score by Periods

Team	1st	2nd	OT	TOT
Ole Miss	559	657	6	1222
Opponents	539	602	9	1150

Team Box Score

No.	Player				Total		3-Point		F-Throw		Rebounds											
		GP-GS	MIN	AVG	FG-FGA	FG%	3FG-3FGA	3FG%	FT-FTA	FT%	OFF	DEF	TOT	AVG	PF	DQ	A	TO	BLK	STL	PTS	AVG
24	JOINER, Jarkel	12-9	357:55	29.8	63-142	.444	25-67	.373	32-36	.889	5	28	33	2.8	18	0	33	10	0	13	183	15.3
2	RUFFIN, Daeshun	10-6	255:58	25.6	43-115	.374	7-39	.179	43-60	.717	3	14	17	1.7	19	0	32	23	2	21	136	13.6
11	MURRELL, Matthew	17-12	500:33	29.4	65-153	.425	34-87	.391	46-57	.807	8	46	54	3.2	25	0	31	19	3	15	210	12.4
3	BROOKS, Nysier	17-17	494:46	29.1	71-119	.597	0-2	.000	30-44	.682	61	82	143	8.4	43	0	10	30	24	9	172	10.1
4	BRAKEFIELD, Jaemyn	17-10	412:07	24.2	50-104	.481	18-48	.375	14-20	.700	13	56	69	4.1	27	1	12	28	3	12	132	7.8
15	RODRIGUEZ, Luis	17-15	456:38	26.9	41-117	.350	15-54	.278	17-28	.607	28	67	95	5.6	40	1	33	20	6	23	114	6.7
14	FAGAN, Tye	17-5	340:40	20.0	42-89	.472	10-29	.345	15-20	.750	11	48	59	3.5	15	0	35	20	3	9	109	6.4
21	ALLEN, Robert	5-4	98:37	19.7	11-27	.407	1-6	.167	9-15	.600	12	14	26	5.2	8	0	6	4	4	4	32	6.4
1	CROWLEY, Austin	16-6	240:60	15.1	24-64	.375	11-32	.344	7-8	.875	0	24	24	1.5	23	0	42	20	2	9	66	4.1
23	HUNTER, Sammy	16-0	150:41	9.4	18-40	.450	3-15	.200	7-11	.636	10	4	14	0.9	18	0	3	7	3	4	46	2.9
5	WHITE, James	9-1	48:12	5.4	5-13	.385	0-2	.000	2-4	.500	1	5	6	0.7	5	0	3	2	0	0	12	1.3
10	SLATTEN, Grant	4-0	12:34	3.1	2-5	.400	0-1	.000	0-1	.000	1	1	2	0.5	1	0	1	3	0	1	4	1.0
0	VAN DER HEIJDEN, Eric	10-0	46:43	4.7	2-8	.250	1-4	.250	0-0	.000	1	2	3	0.3	6	0	3	3	1	0	5	0.5
33	MCBRIDE, John	4-0	08:35	2.1	0-1	.000	0-0	.000	1-2	.500	1	1	2	0.5	3	0	2	1	0	0	1	0.3
Team											24	33	57					11				
Total		17	3425		437-997	.438	125-386	.324	223-306	.729	179	425	604	35.5	251	2	246	201	51	120	1222	71.9
Opponents		17	3425		428-969	.442	107-348	.307	187-265	.706	159	430	589	34.6	284	5	254	226	54	105	1150	67.6

AWAY STATS

Game Records

Record	Overall	Home	Away	Neutral
ALL GAMES	2-6	0-0	2-6	0-0
CONFERENCE	2-6	0-0	2-6	0-0
NON-CONFERENCE	0-0	0-0	0-0	0-0

Score by Periods

Team	1st	2nd	OT	TOT
Ole Miss	271	232	18	521
Opponents	271	264	29	564

Team Box Score

No.	Player				Total		3-Point		F-Throw		Rebounds											
		GP-GS	MIN	AVG	FG-FGA	FG%	3FG-3FGA	3FG%	FT-FTA	FT%	OFF	DEF	TOT	AVG	PF	DQ	A	TO	BLK	STL	PTS	AVG
11	MURRELL, Matthew	7-7	226:31	32.4	31-71	.437	15-39	.385	10-16	.625	1	14	15	2.1	11	0	8	13	0	5	87	12.4
24	JOINER, Jarkel	3-1	101:60	34.0	12-33	.364	2-13	.154	7-10	.700	1	10	11	3.7	8	0	6	1	1	3	33	11.0
2	RUFFIN, Daeshun	4-4	106:00	26.5	14-38	.368	4-12	.333	9-9	1.000	1	3	4	1.0	6	0	16	14	0	11	41	10.3
14	FAGAN, Tye	8-7	196:46	24.6	27-61	.443	11-27	.407	11-12	.917	4	13	17	2.1	5	0	11	25	1	8	76	9.5
3	BROOKS, Nysier	8-8	267:56	33.5	29-51	.569	0-2	.000	18-28	.643	14	40	54	6.8	20	1	10	12	15	13	76	9.5
4	BRAKEFIELD, Jaemyn	8-8	214:29	26.8	23-46	.500	9-25	.360	12-17	.706	8	22	30	3.8	8	0	6	14	1	6	67	8.4
15	RODRIGUEZ, Luis	8-2	244:40	30.6	20-50	.400	9-26	.346	17-24	.708	19	39	58	7.3	25	1	15	11	1	12	66	8.3
1	CROWLEY, Austin	8-3	175:13	21.9	18-43	.419	8-20	.400	3-4	.750	3	14	17	2.1	16	1	16	16	3	3	47	5.9
23	HUNTER, Sammy	6-0	59:45	10.0	7-13	.538	1-4	.250	1-2	.500	4	5	9	1.5	14	0	0	3	0	1	16	2.7
5	WHITE, James	5-0	46:11	9.2	5-13	.385	1-3	.333	1-5	.200	0	5	5	1.0	3	0	0	1	1	1	12	2.4
0	VAN DER HEIJDEN, Eric	3-0	10:29	3.5	0-1	.000	0-1	.000	0-0	.000	0	4	4	1.3	2	0	1	0	0	0	0	0.0
Team											8	11	19					10				
Total		8	1650		186-420	.443	60-172	.349	89-127	.701	63	180	243	30.4	118	3	89	120	23	63	521	65.1
Opponents		8	1650		211-446	.473	56-166	.337	86-118	.729	71	185	256	32.0	130	2	130	107	27	75	564	70.5

IN WINS

Game Records

Record	Overall	Home	Away	Neutral
ALL GAMES	13-0	10-0	2-0	1-0
CONFERENCE	4-0	2-0	2-0	0-0
NON-CONFERENCE	9-0	8-0	0-0	1-0

Score by Periods

Team	1st	2nd	OT	TOT
Ole Miss	461	521	0	982
Opponents	365	434	0	799

Team Box Score

No.	Player				Total		3-Point		F-Throw		Rebounds											
		GP-GS	MIN	AVG	FG-FGA	FG%	3FG-3FGA	3FG%	FT-FTA	FT%	OFF	DEF	TOT	AVG	PF	DQ	A	TO	BLK	STL	PTS	AVG
2	RUFFIN, Daeshun	7-4	161:14	23.0	34-77	.442	5-22	.227	36-48	.750	2	10	12	1.7	11	0	25	19	2	15	109	15.6
24	JOINER, Jarkel	9-7	261:10	29.0	45-102	.441	13-40	.325	23-27	.852	4	26	30	3.3	11	0	28	8	0	11	126	14.0
11	MURRELL, Matthew	12-7	331:35	27.6	42-91	.462	21-51	.412	30-37	.811	1	32	33	2.8	20	0	22	13	2	10	135	11.3
4	BRAKEFIELD, Jaemyn	13-8	330:42	25.4	44-80	.550	20-42	.476	20-28	.714	9	47	56	4.3	25	1	7	23	4	8	128	9.8
3	BROOKS, Nysier	13-13	361:60	27.8	46-78	.590	0-2	.000	30-44	.682	41	72	113	8.7	36	0	7	21	22	11	122	9.4
15	RODRIGUEZ, Luis	13-10	326:08	25.1	34-76	.447	12-36	.333	20-33	.606	21	49	70	5.4	31	1	21	15	4	16	100	7.7
14	FAGAN, Tye	13-6	281:59	21.7	39-78	.500	8-25	.320	9-14	.643	7	43	50	3.8	13	0	32	14	2	8	95	7.3
1	CROWLEY, Austin	13-6	242:08	18.6	29-72	.403	13-35	.371	8-8	1.000	0	27	27	2.1	21	1	41	15	4	10	79	6.1
21	ALLEN, Robert	6-4	112:29	18.7	12-29	.414	1-6	.167	11-19	.579	15	19	34	5.7	8	0	6	6	4	4	36	6.0
23	HUNTER, Sammy	11-0	110:23	10.0	16-33	.485	1-12	.083	1-1	1.000	4	2	6	0.5	12	0	1	3	1	3	34	3.1
5	WHITE, James	6-0	34:57	5.8	6-12	.500	0-1	.000	0-0	.000	0	6	6	1.0	5	0	0	2	0	0	12	2.0
0	VAN DER HEIJDEN, Eric	8-0	35:41	4.5	2-7	.286	1-4	.250	1-2	.500	0	3	3	0.4	7	0	3	3	1	1	6	0.8
10	SLATTEN, Grant	3-0	04:17	1.4	0-1	.000	0-1	.000	0-0	.000	0	1	1	0.3	0	0	0	1	0	0	0	0.0
33	MCBRIDE, John	4-0	05:18	1.3	0-0	.000	0-0	.000	0-0	.000	0	1	1	0.3	0	0	1	1	0	0	0	0.0
Team											16	22	38				9					
Total		13	2600		349-736	.474	95-277	.343	189-261	.724	120	360	480	36.9	200	3	194	153	46	97	982	75.5
Opponents		13	2600		293-750	.391	65-267	.243	148-209	.708	132	308	440	33.8	230	4	180	188	30	74	799	61.5

IN LOSSES

Game Records

Record	Overall	Home	Away	Neutral
ALL GAMES	0-16	0-7	0-6	0-3
CONFERENCE	0-12	0-6	0-6	0-0
NON-CONFERENCE	0-4	0-1	0-0	0-3

Score by Periods

Team	1st	2nd	OT	TOT
Ole Miss	488	493	24	1005
Opponents	552	590	38	1180

Team Box Score

No.	Player				Total		3-Point		F-Throw		Rebounds											
		GP-GS	MIN	AVG	FG-FGA	FG%	3FG-3FGA	3FG%	FT-FTA	FT%	OFF	DEF	TOT	AVG	PF	DQ	A	TO	BLK	STL	PTS	AVG
24	JOINER, Jarkel	10-7	337:58	33.8	48-122	.393	21-58	.362	25-32	.781	3	25	28	2.8	23	0	19	7	1	11	142	14.2
11	MURRELL, Matthew	16-14	486:23	30.4	60-153	.392	29-83	.349	34-47	.723	11	37	48	3.0	23	0	25	23	2	12	183	11.4
3	BROOKS, Nysier	16-16	487:58	30.5	70-120	.583	0-2	.000	21-33	.636	40	69	109	6.8	38	2	16	29	17	15	161	10.1
2	RUFFIN, Daeshun	7-6	200:44	28.7	23-76	.303	6-29	.207	16-21	.762	2	7	9	1.3	14	0	23	18	0	17	68	9.7
21	ALLEN, Robert	2-0	38:50	19.4	6-11	.545	0-1	.000	4-6	.667	4	5	9	4.5	6	0	0	2	3	1	16	8.0
14	FAGAN, Tye	16-6	348:05	21.8	45-102	.441	15-40	.375	19-24	.792	12	31	43	2.7	14	0	27	37	4	11	124	7.8
4	BRAKEFIELD, Jaemyn	16-14	391:00	24.4	41-99	.414	11-39	.282	13-18	.722	15	43	58	3.6	15	0	13	26	3	12	106	6.6
15	RODRIGUEZ, Luis	16-11	475:03	29.7	35-115	.304	17-59	.288	15-21	.714	30	66	96	6.0	43	1	33	20	3	24	102	6.4
1	CROWLEY, Austin	15-5	245:28	16.4	18-56	.321	8-23	.348	2-4	.500	3	21	24	1.6	22	0	26	28	3	4	46	3.1
23	HUNTER, Sammy	15-0	151:25	10.1	13-33	.394	3-10	.300	7-12	.583	12	11	23	1.5	26	0	2	7	3	2	36	2.4
33	MCBRIDE, John	2-0	05:04	2.5	1-2	.500	0-0	.000	1-2	.500	2	0	2	1.0	3	0	1	0	0	0	3	1.5
5	WHITE, James	10-1	70:48	7.1	5-19	.263	1-6	.167	3-9	.333	1	5	6	0.6	5	0	4	1	1	1	14	1.4
10	SLATTEN, Grant	3-0	10:04	3.4	2-4	.500	0-0	.000	0-1	.000	1	0	1	0.3	1	0	1	2	0	2	4	1.3
0	VAN DER HEIJDEN, Eric	7-0	26:09	3.7	0-3	.000	0-1	.000	0-0	.000	1	5	6	0.9	2	0	1	0	0	0	0	0.0
Team											20	26	46				14					
Total		16	3275		367-915	.401	111-351	.316	160-230	.696	157	351	508	31.8	235	3	191	214	40	112	1005	62.8
Opponents		16	3275		441-885	.498	125-329	.380	173-243	.712	128	424	552	34.5	244	3	263	201	68	130	1180	73.8

TEAM GAME-BY-GAME

Opponent	Date	Score		Total		3-Pointers		Free throws		Rebounds										
				FG-FGA	PCT	3FG-3FGA	PCT	FT-FTA	PCT	OFF	DEF	TOT	AVG	PF	A	TO	BLK	STL	PTS	AVG
New Orleans	11/09/2021	82-61	W	34-64	.531	9-22	.409	5-9	.556	7	26	33	33.0	12	23	12	3	10	82	82.0
Charleston So.	11/12/2021	93-68	W	38-75	.507	11-29	.379	6-7	.857	9	33	42	37.5	18	23	9	4	5	93	87.5
vs Marquette	11/18/2021	72-78	L	29-62	.468	8-20	.400	6-15	.400	10	27	37	37.3	18	16	9	3	7	72	82.3
vs Elon	11/19/2021	74-56	W	26-53	.491	4-13	.308	18-28	.643	8	34	42	38.5	20	14	13	3	5	74	80.3
vs Boise St.	11/21/2021	50-60	L	21-57	.368	2-10	.200	6-6	1.000	7	25	32	37.2	19	9	14	5	9	50	74.2
Mississippi Val.	11/26/2021	73-58	W	25-60	.417	6-20	.300	17-24	.708	17	26	43	38.2	11	11	9	1	8	73	74.0
Rider	11/30/2021	75-51	W	26-66	.394	9-31	.290	14-23	.609	20	37	57	40.9	11	16	13	5	7	75	74.1
Memphis	12/04/2021	67-63	W	18-51	.353	8-26	.308	23-29	.793	9	24	33	39.9	23	10	16	4	11	67	73.3
vs Western Ky.	12/11/2021	48-71	L	17-62	.274	7-27	.259	7-9	.778	10	20	30	38.8	9	11	10	1	5	48	70.4
Middle Tenn.	12/15/2021	62-52	W	22-60	.367	5-21	.238	13-20	.650	8	31	39	38.8	9	13	8	4	7	62	69.6
Dayton	12/18/2021	76-68	W	28-50	.560	4-19	.211	16-21	.762	6	21	27	37.7	21	13	16	2	11	76	70.2
Samford	12/21/2021	73-75	L	26-64	.406	8-28	.286	13-17	.765	15	19	34	37.4	17	12	9	2	8	73	70.4
at Tennessee	01/05/2022	60-66	Lot	22-50	.440	11-22	.500	5-8	.625	5	28	33	37.1	13	14	27	1	12	60	69.6
Mississippi St.	01/08/2022	82-72	W	29-57	.509	11-23	.478	13-18	.722	9	27	36	37.0	12	17	12	6	7	82	70.5
at Texas A&M	01/11/2022	51-67	L	18-52	.346	5-22	.227	10-13	.769	9	19	28	36.4	10	9	13	2	10	51	69.2
Auburn	01/15/2022	71-80	L	24-54	.444	8-22	.364	15-15	1.000	10	22	32	36.1	10	14	14	1	3	71	69.3
Missouri	01/18/2022	53-78	L	21-61	.344	6-22	.273	5-13	.385	14	12	26	35.5	13	11	13	4	9	53	68.4
at Mississippi St.	01/22/2022	60-78	L	23-47	.489	8-20	.400	6-8	.750	3	18	21	34.7	13	14	16	3	5	60	67.9
Florida	01/24/2022	70-54	W	25-48	.521	4-13	.308	16-20	.800	6	24	30	34.5	18	17	10	1	8	70	68.0
Arkansas	01/26/2022	55-64	L	19-55	.345	4-18	.222	13-13	1.000	9	24	33	34.4	15	9	14	1	8	55	67.4
Kansas St.	01/29/2022	67-56	W	23-51	.451	6-18	.333	15-20	.750	7	36	43	34.8	13	11	9	5	2	67	67.3
at LSU	02/01/2022	76-72	W	22-42	.524	9-21	.429	23-31	.742	8	21	29	34.5	16	8	19	2	8	76	67.7
at Florida	02/05/2022	57-62	Lot	19-58	.328	8-29	.276	11-19	.579	14	30	44	35.0	17	8	14	3	5	57	67.3
Alabama	02/09/2022	83-97	L	32-67	.478	12-28	.429	7-14	.500	9	22	31	34.8	16	18	7	1	6	83	67.9
at Missouri	02/12/2022	68-74	L	27-54	.500	4-18	.222	10-17	.588	7	20	27	34.5	14	7	12	3	5	68	67.9
South Carolina	02/15/2022	74-77	Lot	26-62	.419	7-24	.292	15-19	.789	13	24	37	34.6	16	13	18	2	6	74	68.2
at Georgia	02/19/2022	85-68	W	33-59	.559	9-21	.429	10-11	.909	6	20	26	34.3	16	18	7	6	8	85	68.8
at Auburn	02/23/2022	64-77	L	22-58	.379	6-19	.316	14-20	.700	11	24	35	34.3	19	11	12	3	10	64	68.6
Texas A&M	02/26/2022	66-76	L	21-52	.404	7-22	.318	17-24	.708	11	17	28	34.1	16	15	12	5	4	66	68.5
Total		1987		716-1651	.434	206-628	.328	349-491	.711	277	711	988	34.1	435	385	367	86	209	1987	68.5
Opponents		1979		734-1635	.449	190-596	.319	321-452	.710	260	732	992	34.2	474	443	389	98	204	1979	68.2

Ole Miss Averages

Games Played	Points/game	FG Pct	3FG Pct	FT Pct	Rebounds/game	Assists/game	Turnovers/game	Assist/Turnover ratio	Steals/game	Blocks/game
29	68.5	43.4	32.8	71.1	34.1	13.3	12.7	1.0	7.2	3.0

COMPARISON GAME-BY-GAME

Opponent	1st	2nd	Score	Mar	Total FG	FG Pct	3-Pointers	3FG Pct	Free Throws	FT Pct	Rebounds	Assist	T/Over	Block	Steal	Fouls
NEW ORLEANS	43/31	39/30	82-61	+21	34-64/24-54	.531/.444	9-22/5-15	.409/.333	5-9/8-10	.556/.800	33/30 +3	23/13	12/19	3/2	10/6	12/14
CHARLESTON SO.	37/24	56/44	93-68	+25	38-75/24-65	.507/.369	11-29/8-32	.379/.250	6-7/12-18	.857/.667	42/39 +3	23/12	9/14	4/1	5/6	18/10
Marquette	36/31	36/47	72-78	(6)	29-62/24-56	.468/.429	8-20/13-32	.400/.406	6-15/17-19	.400/.895	37/34 +3	16/16	9/10	3/5	7/3	18/17
Elon	37/21	37/35	74-56	+18	26-53/18-52	.491/.346	4-13/3-17	.308/.176	18-28/17-24	.643/.708	42/30 +12	14/9	13/17	3/2	5/5	20/24
Boise St.	27/21	23/39	50-60	(10)	21-57/23-53	.368/.434	2-10/4-14	.200/.286	6-6/10-21	1000/.476	32/41 (9)	9/12	14/17	5/2	9/9	19/10
MISSISSIPPI VAL.	33/38	40/20	73-58	+15	25-60/21-56	.417/.375	6-20/9-21	.300/.429	17-24/7-11	.708/.636	43/34 +9	11/15	9/12	1/3	8/1	11/18
RIDER	31/25	44/26	75-51	+24	26-66/19-63	.394/.302	9-31/2-13	.290/.154	14-23/11-16	.609/.688	57/36 +21	16/14	13/11	5/0	7/7	11/13
MEMPHIS	30/26	37/37	67-63	+4	18-51/19-49	.353/.388	8-26/2-11	.308/.182	23-29/23-37	.793/.622	33/39 (6)	10/15	16/20	4/3	11/6	23/22
Western Ky.	19/34	29/37	48-71	(23)	17-62/30-59	.274/.508	7-27/7-19	.259/.368	7-9/4-5	.778/.800	30/42 (12)	11/22	10/12	1/8	5/7	9/9
MIDDLE TENN.	27/24	35/28	62-52	+10	22-60/22-63	.367/.349	5-21/3-27	.238/.111	13-20/5-6	.650/.833	39/46 (7)	13/12	8/17	4/7	7/4	9/18
DAYTON	34/24	42/44	76-68	+8	28-50/26-52	.560/.500	4-19/4-18	.211/.222	16-21/12-18	.762/.667	27/27 -	13/17	16/19	2/3	11/8	21/21
SAMFORD	42/36	31/39	73-75	(2)	26-64/27-53	.406/.509	8-28/11-24	.286/.458	13-17/10-16	.765/.625	34/36 (2)	12/12	9/14	2/4	8/6	17/20
Tennessee	21/19	30/32	60-66	(6)	22-50/25-64	.440/.391	11-22/10-34	.500/.294	5-8/6-8	.625/.750	33/34 (1)	14/21	27/19	1/1	12/17	13/13
MISSISSIPPI ST.	50/36	32/36	82-72	+10	29-57/30-68	.509/.441	11-23/3-16	.478/.188	13-18/9-13	.722/.692	36/37 (1)	17/11	12/11	6/0	7/8	12/17
Texas A&M	29/33	22/34	51-67	(16)	18-52/29-52	.346/.558	5-22/5-18	.277/.278	10-13/4-7	.769/.571	28/31 (3)	9/15	13/13	2/1	10/9	10/14
AUBURN	44/38	27/42	71-80	(9)	24-54/29-58	.444/.500	8-22/8-25	.364/.320	15-15/14-16	1000/.875	32/27 +5	14/18	14/6	1/9	3/10	10/15
MISSOURI	23/38	30/40	53-78	(25)	21-61/32-51	.344/.627	6-22/4-7	.273/.571	5-13/10-14	.385/.714	26/40 (14)	11/18	13/14	4/5	9/3	13/13
Mississippi St.	41/42	19/36	60-78	(18)	23-47/29-53	.489/.547	8-20/6-18	.400/.333	6-8/14-17	.750/.824	21/29 (8)	14/17	16/11	3/3	5/13	13/13
FLORIDA	22/22	48/32	70-54	+16	25-48/19-50	.521/.380	4-13/4-29	.308/.138	16-20/12-14	.800/.857	30/28 +2	17/14	10/14	1/3	8/4	18/18
ARKANSAS	23/30	32/34	55-64	(9)	19-55/24-50	.345/.480	4-18/8-18	.222/.444	13-13/8-12	1000/.667	33/31 +2	9/16	14/14	1/5	8/6	15/14
KANSAS ST.	30/24	37/32	67-56	+11	23-51/19-63	.451/.302	6-18/11-36	.333/.306	15-20/7-8	.750/.875	43/33 +10	11/15	9/5	5/2	2/5	13/20
LSU	45/32	31/40	76-72	+4	22-42/28-65	.524/.431	9-21/8-22	.429/.364	23-31/8-13	.742/.615	29/34 (5)	8/15	19/16	2/2	8/11	16/22
Florida	30/21	18/27	57-62	(5)	19-58/21-51	.328/.412	8-29/8-25	.276/.320	11-19/12-17	.579/.706	44/32 +12	8/13	14/9	3/7	5/6	17/18
ALABAMA	38/49	45/48	83-97	(14)	32-67/36-60	.478/.600	12-28/14-22	.429/.636	7-14/11-15	.500/.733	31/37 (6)	18/23	7/12	1/4	6/4	16/15
Missouri	32/43	36/31	68-74	(6)	27-54/28-52	.500/.538	4-18/7-14	.222/.500	10-17/11-16	.588/.688	27/32 (5)	7/15	12/14	3/2	5/8	14/17
SOUTH CAROLINA	29/28	39/40	74-77	(3)	26-62/30-64	.419/.469	7-24/6-20	.292/.300	15-19/11-18	.789/.611	37/38 (1)	13/16	18/15	2/1	6/12	16/17
Georgia	42/38	43/30	85-68	+17	33-59/24-50	.559/.480	9-21/3-10	.429/.300	10-11/17-21	.909/.810	26/27 (1)	18/18	7/13	6/2	8/3	16/13
Auburn	31/43	33/34	64-77	(13)	22-58/27-59	.379/.458	6-19/9-25	.316/.360	14-20/14-19	.700/.737	35/37 (2)	11/16	12/12	3/9	10/8	19/20
TEXAS A&M	23/46	43/30	66-76	(10)	21-52/27-50	.404/.540	7-22/5-14	.318/.357	17-24/17-23	.708/.739	28/31 (3)	15/13	12/9	5/2	4/9	16/19

Note: Game totals are displayed in the format TEAM/OPPONENT for each category

SEASON/OLE MISS CAREER STATS (DOES NOT INCLUDE PREVIOUS SCHOOLS)

Summary

Player	Season Statistics										Career Statistics									
	GP-GS	MIN/G	FG%	3FG%	FT%	R/G	A/G	STL	BLK	PTS/G	GP-GS	MIN/G	FG%	3FG%	FT%	R/G	A/G	STL	BLK	PTS/G
ALLEN, Robert	8-4	18.9	.450	.143	.600	5.4	0.8	5	7	6.5	36-12	16.7	.459	.158	.658	3.7	0.8	21	19	4.3
BRAKEFIELD, Jaemyn	29-22	24.9	.475	.383	.717	3.9	0.7	20	7	8.1	29-22	24.9	.475	.383	.717	3.9	0.7	20	7	8.1
BROOKS, Nysier	29-29	29.3	.586	.000	.662	7.7	0.8	26	39	9.8	29-29	29.3	.586	.000	.662	7.7	0.8	26	39	9.8
CROWLEY, Austin	28-11	17.4	.367	.362	.833	1.8	2.4	14	7	4.5	87-14	15.5	.367	.307	.773	1.6	1.6	37	12	3.2
FAGAN, Tye	29-12	21.7	.467	.354	.737	3.2	2.0	19	6	7.6	29-12	21.7	.467	.354	.737	3.2	2.0	19	6	7.6
HUNTER, Sammy	26-0	10.1	.439	.182	.615	1.1	0.1	5	4	2.7	78-1	9.9	.436	.229	.661	1.3	0.3	14	13	2.6
JOINER, Jarkel	19-14	31.5	.415	.347	.814	3.1	2.5	22	1	14.1	47-38	31.0	.401	.306	.833	2.8	2.0	52	5	12.8
MCBRIDE, John	6-0	1.7	.500	.000	.500	0.5	0.3	0	0	0.5	19-0	1.7	.182	.250	.500	0.4	0.1	0	1	0.4
MURRELL, Matthew	28-21	29.2	.418	.373	.762	2.9	1.7	22	4	11.4	56-24	23.2	.385	.354	.712	2.4	1.2	35	12	7.8
RODRIGUEZ, Luis	29-21	27.6	.361	.305	.648	5.7	1.9	40	7	7.0	87-54	20.8	.406	.299	.659	4.5	1.6	95	32	5.4
RUFFIN, Daeshun	14-10	25.9	.373	.216	.754	1.5	3.4	32	2	12.6	14-10	25.9	.373	.216	.754	1.5	3.4	32	2	12.6
SLATTEN, Grant	6-0	2.4	.400	.000	.000	0.3	0.2	2	0	0.7	6-0	2.4	.400	.000	.000	0.3	0.2	2	0	0.7
VAN DER HEIJDEN, Eric	15-0	4.1	.200	.200	.500	0.6	0.3	1	1	0.4	15-0	4.1	.200	.200	.500	0.6	0.3	1	1	0.4
WHITE, James	16-1	6.6	.355	.143	.333	0.8	0.3	1	1	1.6	16-1	6.6	.355	.143	.333	0.8	0.3	1	1	1.6

Scoring

Player	Season Statistics								Career Statistics							
	FG-FGA	FG%	3FG-3FGA	3FG%	FT-FTA	FT%	PTS	PTS/G	FG-FGA	FG%	3FG-3FGA	3FG%	FT-FTA	FT%	PTS	PTS/G
ALLEN, Robert	18-40	.450	1-7	.143	15-25	.600	52	6.5	50-109	.459	3-19	.158	50-76	.658	153	4.3
BRAKEFIELD, Jaemyn	85-179	.475	31-81	.383	33-46	.717	234	8.1	85-179	.475	31-81	.383	33-46	.717	234	8.1
BROOKS, Nysier	116-198	.586	0-4	.000	51-77	.662	283	9.8	116-198	.586	0-4	.000	51-77	.662	283	9.8
CROWLEY, Austin	47-128	.367	21-58	.362	10-12	.833	125	4.5	104-283	.367	39-127	.307	34-44	.773	281	3.2
FAGAN, Tye	84-180	.467	23-65	.354	28-38	.737	219	7.6	84-180	.467	23-65	.354	28-38	.737	219	7.6
HUNTER, Sammy	29-66	.439	4-22	.182	8-13	.615	70	2.7	78-179	.436	11-48	.229	37-56	.661	204	2.6
JOINER, Jarkel	93-224	.415	34-98	.347	48-59	.814	268	14.1	208-519	.401	57-186	.306	130-156	.833	603	12.8
MCBRIDE, John	1-2	.500	0-0	.000	1-2	.500	3	0.5	2-11	.182	1-4	.250	2-4	.500	7	0.4
MURRELL, Matthew	102-244	.418	50-134	.373	64-84	.762	318	11.4	144-374	.385	69-195	.354	79-111	.712	436	7.8
RODRIGUEZ, Luis	69-191	.361	29-95	.305	35-54	.648	202	7.0	167-411	.406	50-167	.299	87-132	.659	471	5.4
RUFFIN, Daeshun	57-153	.373	11-51	.216	52-69	.754	177	12.6	57-153	.373	11-51	.216	52-69	.754	177	12.6
SLATTEN, Grant	2-5	.400	0-1	.000	0-1	.000	4	0.7	2-5	.400	0-1	.000	0-1	.000	4	0.7
VAN DER HEIJDEN, Eric	2-10	.200	1-5	.200	1-2	.500	6	0.4	2-10	.200	1-5	.200	1-2	.500	6	0.4
WHITE, James	11-31	.355	1-7	.143	3-9	.333	26	1.6	11-31	.355	1-7	.143	3-9	.333	26	1.6

Totals

Player	Season Statistics									Career Statistics							
	O-REB	D-REB	TOTAL	PF	FO	A	TO	A/TO	O-REB	D-REB	TOTAL	PF	FO	A	TO	A/TO	
ALLEN, Robert	19	24	43	14	0	6	8	0.8	65	68	133	53	0	29	36	0.8	
BRAKEFIELD, Jaemyn	24	90	114	40	1	20	49	0.4	24	90	114	40	1	20	49	0.4	
BROOKS, Nysier	81	141	222	74	2	23	50	0.5	81	141	222	74	2	23	50	0.5	
CROWLEY, Austin	3	48	51	43	1	67	43	1.6	21	121	142	111	2	138	90	1.5	
FAGAN, Tye	19	74	93	27	0	59	51	1.2	19	74	93	27	0	59	51	1.2	
HUNTER, Sammy	16	13	29	38	0	3	10	0.3	44	57	101	112	0	23	37	0.6	
JOINER, Jarkel	7	51	58	34	0	47	15	3.1	16	115	131	78	0	94	59	1.6	
MCBRIDE, John	2	1	3	3	0	2	1	2.0	5	3	8	3	0	2	2	1.0	
MURRELL, Matthew	12	69	81	43	0	47	36	1.3	28	109	137	72	0	69	75	0.9	
RODRIGUEZ, Luis	51	115	166	74	2	54	35	1.5	118	277	395	177	7	137	88	1.6	
RUFFIN, Daeshun	4	17	21	25	0	48	37	1.3	4	17	21	25	0	48	37	1.3	
SLATTEN, Grant	1	1	2	1	0	1	3	0.3	1	1	2	1	0	1	3	0.3	
VAN DER HEIJDEN, Eric	1	8	9	9	0	4	3	1.3	1	8	9	9	0	4	3	1.3	
WHITE, James	1	11	12	10	0	4	3	1.3	1	11	12	10	0	4	3	1.3	

THE LAST TIME ...

AN OLE MISS TEAM...

Scored 100+ points at home..... 105 vs. Oregon (Dec. 8, 2013)
 Scored 100+ points on the road..... 104 at Mississippi St. (4ot) (Jan. 24, 1990)
 Scored 100+ points and lost..... 105 vs. Oregon (Dec. 8, 2013)
 Scored 110+ points..... 111 vs. Mississippi Valley St. (Nov. 22, 2013)
 Scored 50 points or less..... 48 vs. Western Kentucky (Dec. 11, 2021)
 Scored 40 points or less..... 37 vs. Oklahoma St. (Nov. 29, 2019)
 Scored 50 or less and won..... 50-48 vs. SMU (Jan. 3, 2012)
 Held opponent to 50 or less..... 46 vs. Vanderbilt (March 6, 2021)
 Won an overtime game..... 86-84 at Auburn (Feb. 6, 2021)
 Lost an overtime game..... 77-74 vs. South Carolina (Feb. 15, 2022)
 Won a double overtime game..... 90-87 vs. Texas Tech (Mar. 23, 2010)
 Lost a double overtime game..... 83-82 vs. #16 Auburn (Jan. 28, 2020)
 Played a triple overtime game..... Never Happened
 Played a four-overtime game..... 104-102 at Mississippi St. (Jan. 24, 1990)

Made 10+ three-point field goals..... 12 vs. Alabama (Feb. 9, 2022)
 Made 12+ three-point field goals..... 12 vs. Alabama (Feb. 9, 2022)
 Made 15+ three-point field goals..... 15 at Syracuse (March 18, 2017)
 Allowed 10+ three-point field goals..... 14 vs. Alabama (Feb. 9, 2022)
 Had 15+ rebound margin..... 21 vs. Rider (Nov. 30, 2021)
 Had 20+ rebound margin..... 21 vs. Rider (Nov. 30, 2021)
 Had 25+ rebound margin..... 24 vs. UT Martin (Dec. 22, 2020)
 Had 50+ rebounds..... 57 vs. Rider (Nov. 30, 2021)
 Had 60+ rebounds..... 64 vs. Troy (Nov. 27, 2007)
 Had two players with 10+ rebounds..... Nysier Brooks (15), Tye Fagan (10)

Had three players with 10+ rebounds..... vs. Georgia (Jan. 9, 2016)
Sebastian Saiz (10), Martavious Newby (10), and Rasheed Brooks (10)
 Had two players with 20+ points..... vs. Florida (January 24, 2022)
Daeshun Ruffin (21), Matthew Murrell (20)
 Had two players with a double-double..... vs. Kentucky (March 2, 2021)
KJ Buffen (16 points, 10 rebounds), Romello White (11 points, 10 rebounds)

Attempted 30+ free throws..... 31 at #25 LSU (Feb. 1, 2022)
 Attempted 40+ free throws..... 44 at South Carolina (Feb. 13, 2021)
 Attempted 50+ free throws..... 55 vs. Missouri (March 9, 2017)
 Made 25+ free throws..... 34 at South Carolina (Feb. 13, 2021)
 Made 30+ free throws..... 34 at South Carolina (Feb. 13, 2021)
 Made 35+ free throws..... 40 vs. Georgia Southern (Nov. 17, 2015)
 Made 40+ free throws..... 40 vs. Georgia Southern (Nov. 17, 2015)
 Shot 100% from FT line (min. 10 att.)..... 13-13 vs. Arkansas (Jan. 26, 2022)
 Shot 100% from FT line (min. 20 att.)..... 10-10 vs. Mississippi St. (Feb. 28, 1959)
 Shot 90% or better from FT line..... 90.9% (10-11) at Georgia (Feb. 19, 2022)

Had 20+ assists..... 23 vs. Charleston Southern (Nov. 12, 2021)
 Had 20+ assists in two straight..... vs. UNO (23) and Charleston So. (23), 2021-22
 Had 25+ assists..... 25 vs. UT Martin (Dec. 22, 2020)
 Had 30+ assists..... 32 vs. Centenary (Dec. 19, 2009)

Had 20+ turnovers..... 27 at #18 Tennessee (Jan. 5, 2022)
 Had 25+ turnovers..... 27 at #18 Tennessee (Jan. 5, 2022)
 Forced 20+ turnovers..... 20 vs. UT Martin (Dec. 22, 2020)
 Forced 25+ turnovers..... 26 vs. Jackson St. (Dec. 10, 2020)
 Forced 30+ turnovers..... 31 vs. Louisiana-Monroe (Nov. 24, 2007)

Had 10+ steals..... 10 at #3 Auburn (Feb. 23, 2022)
 Had 15+ steals..... 15 vs. Western Michigan (Nov. 10, 2018)
 Had 20+ steals..... 20 vs. Lipscomb (Nov. 23, 2012)

Blocked 5+ shots..... 5 vs. Texas A&M (Feb. 26, 2022)
 Blocked 10+ shots..... 10 vs. Texas A&M-Corpus Christi (Dec. 19, 2017)
 Blocked 12+ shots..... 13 vs. Bradley (Dec. 19, 2016)

Beat a ranked team..... 76-72 vs. #25 LSU (Feb. 1, 2022)
 Beat a ranked team at home..... 67-63 vs. #18 Memphis (Dec. 4, 2021)
 Beat a ranked team on the road..... 76-72 vs. #25 LSU (Feb. 1, 2022)
 Beat a ranked team on a neutral floor..... 75-68 vs. #23 Creighton (Nov. 28, 2014)

Kept every opposing player out of double figures..... vs. UT Martin (Dec. 22, 2020)
 Had all five starters score in double figures..... at Middle Tennessee (Dec. 16, 2020)
 Had five players score in double figures..... vs. New Orleans (Nov. 9, 2021)
 Had six players score in double figures..... at Auburn (Jan. 7, 2017)
 Had no players score in double figures..... vs. Oklahoma State (Nov. 29, 2019)

Overcame a 5-point+ halftime deficit to win..... 5 vs. MVSU (Nov. 26, 2021)
 Overcame a 5-point+ halftime deficit on road to win..... 6 at Auburn (Feb. 6, 2021)
 Overcame a 10-point+ halftime deficit to win..... 16 vs. Penn State (Nov. 27, 2019)
 Overcame a 20-point+ halftime deficit to win..... 20 vs. Auburn (Feb. 11, 2017)
 Overcame a 10-point+ second half deficit to win..... 14 at Auburn (Feb. 6, 2021)
 Overcame a 15-point+ second half deficit to win..... 21 vs. Penn State (Nov. 27, 2019)
 Overcame a 20-point+ second half deficit to win..... 21 vs. Penn State (Nov. 27, 2019)

Went on a 20-0 run..... 20 vs. Jackson St. (Dec. 10, 2020)
 Went on a 25-0 run..... 28 vs. Chattanooga (Dec. 16, 2018)

AN OLE MISS PLAYER...

Scored 20+ points..... 20, Matthew Murrell vs. Texas A&M (Feb. 26, 2022)
 Scored 30+ points..... 33, Jarkel Joiner vs. Alabama (Feb. 9, 2022)
 Scored 35+ points..... 40, Breein Tyree vs. Mississippi St. (Feb. 11, 2020)
 Scored 40+ points..... 40, Breein Tyree vs. Mississippi St. (Feb. 11, 2020)
 Scored 50+ points..... 53, Gerald Glass vs. LSU (Mar. 4, 1989)

Scored 20+ points in 5 straight games..... Breein Tyree (Jan. 26-Feb. 14, 2019)
 Scored 20+ points in 10 straight..... Stefan Moody (Nov. 25, 2015-Jan. 28, 2016)
 Scored 20+ points in 14 straight..... Stefan Moody (Nov. 25, 2015-Jan. 28, 2016)
 Scored 20+ points in 18 straight..... Joe Gibbon (Dec. 10, 1956-Feb. 28, 1957)
 Scored 20+ points in 22 straight..... Johnny Neumann (Dec. 1, 1970-Feb. 22, 1971)

Made 5+ 3-pointers..... 6, Jarkel Joiner vs. Alabama (Feb. 9, 2022)
 Made 7+ 3-pointers..... 8, Breein Tyree vs. Middle Tennessee (Dec. 14, 2019)
 Made 8+ 3-pointers..... 8, Breein Tyree vs. Middle Tennessee (Dec. 14, 2019)
 Made 9+ 3-pointers..... 9, Deandre Burnett vs. Oral Roberts (Nov. 18, 2016)
 Made 10+ 3-pointers..... 10, Marshall Henderson vs. Oregon (Dec. 8, 2013)
 Attempted 10+ 3-pointers..... 10, Jarkel Joiner vs. Alabama (Feb. 9, 2022)
 Attempted 15+ 3-pointers..... 17, Stefan Moody vs. Alabama (March 10, 2016)

Had a double-double..... Luis Rodriguez (12 points, 10 rebounds)
 at Missouri (Feb. 12, 2022)
 Had a double-double in 2 straight games..... Sebastian Saiz (3/4/17-3/9/17)
 Had a double-double in 3 straight games..... Sebastian Saiz (1/28/17-2/4/17)
 Had a double-double in 4 straight games..... Sebastian Saiz (1/28/17-2/8/17)
 Had a double-double in 5 straight games..... Sebastian Saiz (12/15/16-1/3/17)
 Had a double-double in 6 straight games..... Sebastian Saiz (12/15/16-1/7/17)
 Had a double-double in 7 straight games..... Rahim Lockhart (11/19/99-12/4/99)
 Had 5+ double-doubles in a season..... 5, Terence Davis, - 2016-17 season
 23, Sebastian Saiz - 2016-17 season
 Had 10+ double-doubles in a season..... 23, Sebastian Saiz - 2016-17 season
 Had 18+ double-doubles in a season..... 23, Sebastian Saiz - 2016-17 season
 Had 20+ double-doubles in a season..... 23, Sebastian Saiz - 2016-17 season

Had 20+ points and 15+ rebounds..... Sebastian Saiz, 21 pts/15 rebs
 vs. South Carolina (March 4, 2017)
 Had 20+ points and 20+ rebounds..... Walter Actwood, 22 pts/22 rebs
 vs. ISU-Evansville (Dec. 1, 1975)
 Had 30+ points and 10+ rebounds..... Romello White (30 points, 10 rebounds)
 at Auburn (Feb. 6, 2021)

Had 15+ rebounds..... 16, Nysier Brooks vs. Mississippi St. (Jan. 8, 2022)
 Had 20+ rebounds..... 20, Murphy Holloway vs. Auburn (Feb. 24, 2010)
 Had 10+ offensive rebounds..... 10, Dwayne Curtis vs. Auburn (Feb. 25, 2006)
 Had 10+ defensive rebounds..... 11, Luis Rodriguez vs. South Carolina (Feb. 15, 2022)

Had 10+ assists..... 10, Devontae Shuler vs. Auburn (Jan. 6, 2021)
 Had 15+ assists..... 15, Sean Tuohy vs. Auburn (Jan. 26, 1980)
 Had 9+ assists and 0 turnovers..... 9, Luis Rodriguez vs. Alabama (Feb. 9, 2022)
 Had 8+ assists and 0 turnovers..... 9, Luis Rodriguez vs. Alabama (Feb. 9, 2022)

Had 5+ blocks..... 5, Nysier Brooks vs. Mississippi St. (Jan. 8, 2022)
 Had 8+ blocks..... 8, Reginald Buckner at Arkansas (Feb. 5, 2011)

Had 5+ steals..... 5, Daeshun Ruffin vs. #18 Tennessee (Jan. 5, 2022)
 Had 7+ steals..... 7, Terence Davis vs. Texas A&M (Feb. 6, 2019)
 Had 8+ steals..... 8, Gerald Glass vs. Christian Bros. (Nov. 25, 1988)

Made 10+ free throws..... 13, Devontae Shuler at South Carolina (Feb. 13, 2021)
 Made 15+ free throws..... 15, Stefan Moody vs. Mississippi St. (March 3, 2016)
 Attempted 10+ free throws..... 10, Nysier Brooks at #25 LSU (Feb. 1, 2022)
 Attempted 15+ free throws..... 16, Devontae Shuler at South Carolina (Feb. 13, 2021)
 Attempted 20+ free throws..... 20, Ansu Sesay vs. Arkansas (Feb. 18, 1995)
 Shot 100% from the line (min. 10)..... 12-12, Breein Tyree vs. Alabama (Feb. 22, 2020)

Shot 100% from the floor (min. 5)..... Nysier Brooks, 5-5
 at Mississippi State (Jan. 22, 2022)
 Shot 90% from the floor (min. 10)..... Matthew Murrell, 10-11
 vs. Mississippi St. (Jan. 8, 2022)

Played 40+ minutes..... 43, Matthew Murrell vs. South Carolina (Feb. 15, 2022)

Played 45+ minutes..... 45, Matthew Murrell at Florida (Feb. 5, 2022)

Fouled out..... Nysier Brooks at #3 Auburn (Feb. 23, 2022)

GAME HIGHS/LOWS

OLE MISS SEASON HIGHS

Category	Stat	Game
Points	93	vs. Charleston Southern (11-12-21)
Field Goals Made	38	vs. Charleston Southern (11-12-21)
Field Goal Attempts	75	vs. Charleston Southern (11-12-21)
Field Goal Percentage	.560 (28-50)	vs. Dayton (12-18-21)
3 Pt Field Goals Made	12	vs. Alabama (02-09-22)
3 Pt Fg Attempts	31	vs. Rider (11-30-21)
3 Pt Fg Percentage	.500 (11-22)	at Tennessee (01-05-22)
Free Throws Made	23	2x, last at LSU (02-01-22)
Free Throw Attempts	31	at LSU (02-01-22)
Free Throw Percentage	1.000 (15-15)	vs. Auburn (01-15-22)
Rebounds	57	vs. Rider (11-30-21)
Assists	23	2x, last vs. Charleston Southern (11-12-21)
Steals	12	at Tennessee (01-05-22)
Blocked Shots	6	2x, last at Georgia (02-19-22)
Turnovers	27	at Tennessee (01-05-22)
Fouls	23	vs. Memphis (12-04-21)

OLE MISS SEASON LOWS

Category	Stat	Game
Points	48	vs. Western Kentucky (12-11-21)
Field Goals Made	17	vs. Western Kentucky (12-11-21)
Field Goal Attempts	42	at LSU (02-01-22)
Field Goal Percentage	.274 (17-62)	vs. Western Kentucky (12-11-21)
3 Pt Field Goals Made	2	vs. Boise State (11-21-21)
3 Pt Fg Attempts	10	vs. Boise State (11-21-21)
3 Pt Fg Percentage	.200 (2-10)	vs. Boise State (11-21-21)
Free Throws Made	5	3x, last vs. Missouri (01-18-22)
Free Throw Attempts	6	vs. Boise State (11-21-21)
Free Throw Percentage	.385 (5-13)	vs. Missouri (01-18-22)
Rebounds	21	at Mississippi State (01-22-22)
Assists	7	at Missouri (02-12-22)
Steals	2	vs. Kansas State (01-29-22)
Blocked Shots	1	7x, last vs. Alabama (02-09-22)
Turnovers	7	2x, last at Georgia (02-19-22)
Fouls	9	2x, last vs. Middle Tennessee (12-15-21)

OPPONENT SEASON HIGHS

Category	Stat	Game
Points	97	vs. Alabama (02-09-22)
Field Goals Made	36	vs. Alabama (02-09-22)
Field Goal Attempts	68	vs. Mississippi State (01-08-22)
Field Goal Percentage	.627 (32-51)	vs. Missouri (01-18-22)
3 Pt Field Goals Made	14	vs. Alabama (02-09-22)
3 Pt Fg Attempts	36	vs. Kansas State (01-29-22)
3 Pt Fg Percentage	.636 (14-22)	vs. Alabama (02-09-22)
Free Throws Made	23	vs. Memphis (12-04-21)
Free Throw Attempts	37	vs. Memphis (12-04-21)
Free Throw Percentage	.895 (17-19)	vs. Marquette (11-18-21)
Rebounds	46	vs. Middle Tennessee (12-15-21)
Assists	23	vs. Alabama (02-09-22)
Steals	17	at Tennessee (01-05-22)
Blocked Shots	9	2x, last at Auburn (02-23-22)
Turnovers	20	vs. Memphis (12-04-21)
Fouls	24	vs. Elon (11-19-21)

OPPONENT SEASON LOWS

Category	Stat	Game
Points	51	vs. Rider (11-30-21)
Field Goals Made	18	vs. Elon (11-19-21)
Field Goal Attempts	49	vs. Memphis (12-04-21)
Field Goal Percentage	.302 (19-63)	vs. Kansas State (01-29-22)
3 Pt Field Goals Made	2	2x, last vs. Memphis (12-04-21)
3 Pt Fg Attempts	7	vs. Missouri (01-18-22)
3 Pt Fg Percentage	.111 (3-27)	vs. Middle Tennessee (12-15-21)
Free Throws Made	4	2x, last at Texas A&M (01-11-22)
Free Throw Attempts	5	vs. Western Kentucky (12-11-21)
Free Throw Percentage	.286 (4-14)	vs. Boise State (11-21-21)
Rebounds	27	3x, last Georgia (02-09-22)
Assists	12	2x, last vs. Boise State (11-21-21)
Steals	1	vs. MVSU (11-26-21)
Blocked Shots	0	2x, last vs. Mississippi State (01-08-22)
Turnovers	5	vs. Kansas State (01-29-22)
Fouls	9	vs. Western Kentucky (12-11-21)

OLE MISS INDIVIDUAL HIGHS

Category	Stat	Game
Points	33	Jarkel Joiner vs. Alabama (02-09-22)
Field Goals Made	12	Jarkel Joiner vs. Alabama (02-09-22)
Field Goal Att.	20	Jarkel Joiner vs. Alabama (02-09-22)
Fg Pct (Min 5 Made)	1.000 (5-5)	Nysier Brooks at Mississippi St. (01-22-22)
3-Point Fg Made	6	Jarkel Joiner vs. Alabama (02-09-22)
3-Point Fg Att.	10	2x, last Jarkel Joiner vs. Alabama (02-09-22)
3-Pt Fg Pct (2 Made)	1.000 (5-5)	Matthew Murrell vs. Mississippi St. (01-08-22)
Free Throws Made	9	3x, last Daeshun Ruffin vs. Florida (01-24-22)
Free Throw Att.	12	Daeshun Ruffin vs. Dayton (12-18-21)
Rebounds	16	Nysier Brooks vs. Mississippi State (01-08-22)
Assists	9	2x, last Luis Rodriguez vs. Alabama (02-09-22)
Steals	5	2x, last Daeshun Ruffin at Tennessee (01-05-22)
Blocked Shots	5	Nysier Brooks vs. Mississippi State (01-08-22)
Turnovers	5	4x, last Daeshun Ruffin at Mississippi St. (01-22-22)
Minutes	45	Matthew Murrell at Florida (02-05-22)

OPPONENT INDIVIDUAL HIGHS

Category	Stat	Game
Points	30	Jaden Shackelford vs. Alabama (02-09-22)
Field Goals Made	10	4x, last Jaden Shackelford vs. Alabama (02-09-22)
Field Goal Att.	23	JD Notae vs. Arkansas (01-26-22)
Fg Pct (Min 5 Made)	1.000 (10-10)	Amari Davis vs. Missouri (01-18-22)
3-Point Fg Made	8	Jaden Shackelford vs. Alabama (02-09-22)
3-Point Fg Att.	13	2x, last Jaden Shackelford vs. Alabama (02-09-22)
3-Pt Fg Pct (2 Made)	1.000 (3-3)	Josh Anderson vs. WKU (12-11-21)
Free Throws Made	9	Darryl Morsell vs. Marquette (11-18-21)
Free Throw Att.	10	2x, last Mladen Armus vs. Boise State (11-21-21)
Rebounds	16	Mark Smith vs. Kansas State (01-29-22)
Assists	11	2x, last Malachi Smith vs. Dayton (12-18-21)
Steals	5	Zakai Zeigler at Tennessee (01-05-22)
Blocked Shots	8	Walker Kessler at Auburn (02-23-22)
Turnovers	8	Toumani Camara vs. Dayton (12-18-21)



BOX SCORES

GAME 1 • vs. NEW ORLEANS (W, 82-61)



New Orleans at Ole Miss
Official Basketball Box Score - Final
Game Time: 6:30 PM
Game Duration: 1:56
Attendance: 5,409

Table with columns: NO, Name, Min, FG, 3P, FT, Rebounds, Fouls, TP, AS, TO, ST, Blocks, +/-

Shooting By Period
1st FG%: 12-27 44.4%
3PT%: 5-8 62.5%
FT%: 2-2 100%

GAME 2 • vs. CHARLESTON SOUTHERN (W, 93-68)



Charleston Southern at Ole Miss
Official Basketball Box Score - Final
Game Time: 6:30 PM
Game Duration: 1:48
Attendance: 5,825

Table with columns: NO, Name, Min, FG, 3P, FT, Rebounds, Fouls, TP, AS, TO, ST, Blocks, +/-

Shooting By Period
1st FG%: 16-34 47.1%
3PT%: 6-14 42.9%
FT%: 1-2 50%

Technical Fouls: NONE
Points from Turnovers: 6 17
Period by Period Scoring: 1st 30 40, 2nd 31 30, 3rd 61

GAME 3 • vs. MARQUETTE (L, 78-72)



Marquette at Ole Miss
Official Basketball Box Score - Final
Game Time: 7:00 PM
Game Duration: 1:58
Attendance: 4,972

Table with columns: NO, Name, Min, FG, 3P, FT, Rebounds, Fouls, TP, AS, TO, ST, Blocks, +/-

Shooting By Period
1st FG%: 10-30 33.3%
3PT%: 6-17 35.3%
FT%: 5-6 83.3%

Technical Fouls: NONE
Points from Turnovers: 17 11
Period by Period Scoring: 1st 16 38, 2nd 31 47, 3rd 78 72

GAME 4 • vs. ELON (W, 74-56)



Ole Miss at Elon
Official Basketball Box Score - Final
Game Time: 9:30 PM
Game Duration: 1:59
Attendance: 4,672

Table with columns: NO, Name, Min, FG, 3P, FT, Rebounds, Fouls, TP, AS, TO, ST, Blocks, +/-

Shooting By Period
1st FG%: 14-28 50.0%
3PT%: 6-17 35.3%
FT%: 2-2 100%

Technical Fouls: NONE
Points from Turnovers: 16 38
Period by Period Scoring: 1st 31 47, 2nd 36 72, 3rd 72

Table with columns: NO, Name, Min, FG, 3P, FT, Rebounds, Fouls, TP, AS, TO, ST, Blocks, +/-

Shooting By Period
1st FG%: 7-26 26.9%
3PT%: 4-15 26.7%
FT%: 2-2 100%

Technical Fouls: NONE
Points from Turnovers: 4 15
Period by Period Scoring: 1st 24 44, 2nd 68

Table with columns: CSU, OM, Biggest lead, Best Scoring Run, Lead Changes, Times Tied, Time with Lead

GAME 5 • vs. KENTUCKY (TUES., MAR. 1)



Ole Miss at Kentucky
Official Basketball Box Score - Final
Game Time: 8:00 PM
Game Duration: 1:50
Attendance: 4,850

Table with columns: NO, Name, Min, FG, 3P, FT, Rebounds, Fouls, TP, AS, TO, ST, Blocks, +/-

Shooting By Period
1st FG%: 22-44 50.0%
3PT%: 5-15 33.3%
FT%: 6-15 40.0%

Table with columns: NO, Name, Min, FG, 3P, FT, Rebounds, Fouls, TP, AS, TO, ST, Blocks, +/-

Shooting By Period
1st FG%: 6-24 25.0%
3PT%: 2-9 22.2%
FT%: 7-7 100%

Technical Fouls: NONE
Points from Turnovers: 15 9
Period by Period Scoring: 1st 37 37, 2nd 74

Table with columns: MIS, ELO, Biggest lead, Best Scoring Run, Lead Changes, Times Tied, Time with Lead

GAME 5 • vs. BOISE STATE (L, 60-50)



Official Basketball Box Score - Final
Boise St. at Ole Miss
11/20/21 The Andy and John Back Pavilion at Ole Miss, Oxford, Miss.
Boise State vs. Ole Miss

Boise St - 60
Record: 3-2
NO. Name Min FG 3P FT Rebounds Fouls TP AS TO ST Blocks +/-
24 Abu Kigab F 33:30 5-9 1-4 7 8 11 5 12 2 2 1 1 1 1 6
33 Mladen Armus F 27:32 9-9 0-0 5-10 3 10 13 2 6 11 2 3 1 1 1 11
10 Marcus Shaver Jr. G 38:10 6-13 1-4 0-0 1 3 4 2 2 13 2 2 2 0 2 14
11 Devonnie Outrive G 26:27 4-10 0-3 0-0 1 4 5 1 0 8 2 5 2 0 0 -4
14 Emmanuel Akot G 33:58 2-4 1-2 2-3 0 0 1 1 0 4 7 2 2 1 0 0 15
13 Pavle Kuzmanovic 05:04 0-1 0-0 0-0 0 0 0 0 0 0 0 0 1 0 0 1 -5
12 Max Rice 01:50 0-0 0-0 0-0 0 0 0 0 1 0 0 0 0 0 0 -4
25 Lukas Milner 02:19 0-0 0-0 0-0 0 0 0 0 0 0 0 0 0 0 0 -6
23 Naje Smith 21:01 0-2 0-1 1-2 4 1 5 2 1 1 1 0 0 0 0 0 18
2 Tyson Degenhart 10:09 3-5 1-3 1-2 0 2 2 1 1 8 1 0 0 0 0 5
Team 23-53 4-14 10-21 12 29 41 10 19 60 12 17 9 2 5 10
Totals 23-53 4-14 10-21 12 29 41 10 19 60 12 17 9 2 5 10

GAME 6 • vs. MISSISSIPPI VALLEY STATE (W, 73-58)



Official Basketball Box Score - Final
Mississippi Val. at Ole Miss
11/20/21 The Andy and John Back Pavilion at Ole Miss, Oxford, Miss.
2021-22 Ole Miss Men's Basketball

Mississippi Val. - 58
Record: 0-3
NO. Name Min FG 3P FT Rebounds Fouls TP AS TO ST Blocks +/-
21 Robert Carpenter F 29:16 10-19 5-7 2-2 3 4 7 1 1 27 0 1 0 2 0 10
32 Lee/Andre Howard C 01:42 0-0 0-0 0-0 0 0 0 1 0 0 0 1 0 0 0 -2
2 Elijah Davis G 38:55 0-3 0-0 0-0 1 1 2 1 1 6 5 0 0 0 -18
10 Devin Gordon G 38:23 3-9 2-7 2-2 0 3 3 2 3 10 3 1 0 1 0 10
11 Caleb Hunter G 31:34 5-17 2-7 2-4 0 6 6 4 4 14 3 1 1 0 1 -6
14 John Aguer 26:42 0-4 0-0 0-2 7 2 9 3 1 0 2 0 0 0 0 -13
1 Gary Grant 01:37 0-1 0-0 0-0 0 0 0 0 0 0 0 0 0 0 0 -5
3 Kadar Waller 00:44 0-0 0-0 0-0 0 0 0 0 0 0 0 0 0 0 0 -5
25 Daniel Umoh 12:20 1-1 0-0 0-0 1 1 2 5 0 2 0 1 0 0 0 -5
31 David McCoy 08:47 2-2 0-0 1-1 0 1 1 1 1 5 1 0 0 0 0 -1
Team 21-56 9-21 7-11 12 22 34 18 11 58 15 12 1 3 1 15
Totals 21-56 9-21 7-11 12 22 34 18 11 58 15 12 1 3 1 15

Ole Miss - 50
Record: 3-2
NO. Name Min FG 3P FT Rebounds Fouls TP AS TO ST Blocks +/-
4 Jaemyn Brakefield F 25:51 3-7 0-1 2-2 0 3 3 2 2 8 0 1 1 1 0 -10
3 Nysier Brooks C 18:09 3-9 0-0 0-0 0 6 6 5 1 6 0 2 1 0 1 9
11 Matthew Murrell G 20:53 3-8 0-2 0-0 2 2 4 3 0 6 1 1 1 1 1 -4
15 Luis Rodriguez G 24:34 1-5 0-0 0-0 1 3 4 0 2 2 2 1 1 4 0 -11
24 Jarkel Joiner G 35:05 4-10 2-4 0-0 0 1 1 4 1 10 1 2 1 0 0 -12
14 Tye Fagan 30:10 3-8 0-1 0-0 1 4 5 0 0 6 4 5 0 0 0 -1
21 Robert Allen 19:17 2-3 0-0 4-4 0 3 3 2 3 8 0 1 0 1 0 -8
1 Austin Crowley 17:23 2-6 0-0 0-0 0 2 2 2 1 4 2 1 1 2 0 -5
23 Sammy Hunter 07:28 0-0 0-0 0-0 0 0 0 1 0 0 0 0 0 0 0 -8
0 Eric Van Der Heijden 01:10 0-1 0-0 0-0 0 0 0 0 0 0 0 0 0 0 0 0
Team 21-57 2-10 6-6 25 32 19 10 50 9 14 9 5 2 -10
Totals 21-57 2-10 6-6 25 32 19 10 50 9 14 9 5 2 -10

Ole Miss - 73
Record: 4-2
NO. Name Min FG 3P FT Rebounds Fouls TP AS TO ST Blocks +/-
21 Robert Allen F 25:42 4-8 1-3 2-4 3 3 6 2 2 11 0 2 2 0 1 23
3 Nysier Brooks C 30:07 3-8 0-1 9-10 5 5 10 2 5 15 1 0 2 1 0 24
11 Austin Crowley G 26:37 3-8 1-2 2-2 0 2 2 4 3 9 5 1 1 0 1 12
14 Tye Fagan G 17:53 2-4 0-1 0-0 2 2 4 0 0 4 1 1 0 0 0 6
15 Luis Rodriguez G 30:23 4-10 2-5 1-3 4 4 8 2 3 11 1 3 1 0 0 16
24 Jarkel Joiner 35:32 6-12 1-3 2-2 1 6 7 1 3 15 3 0 0 0 1 7
11 Matthew Murrell 09:35 0-2 0-1 0-2 0 0 0 1 1 0 0 0 0 0 0 -3
4 Jaemyn Brakefield 17:04 3-7 1-3 1-1 0 3 3 1 1 8 0 1 2 0 0 -5
0 Eric Van Der Heijden 02:21 0-1 0-1 0-0 0 0 0 1 0 0 0 0 0 0 0 -2
5 James White 01:43 0-0 0-0 0-0 0 0 0 1 0 0 0 0 0 0 0 0
23 Sammy Hunter 03:03 0-0 0-0 0-0 0 0 0 0 0 0 0 0 0 0 0 -7
Team 25-60 6-20 17-24 17 26 43 11 18 73 11 9 8 1 3 15
Totals 25-60 6-20 17-24 17 26 43 11 18 73 11 9 8 1 3 15

BSU MIS
Biggest lead 10 (2nd 1:13) 9 (1st 1:12)
Best Scoring Run 9 (2nd 6:51) 6 (1st 12:03)
Lead Changes 1
Times Tied 4
Time with Lead 06:38 28:10
Points from Turnovers BSU 17 MIS 17
Point 32 32
Second Chance 5 11
Fast Breaks 10 15
Bench 9 18
Period by Period Scoring BSU 21 39 60 MIS 27 23 50

MVSVU OM
Biggest lead 7 (1st 1:17) 18 (2nd 3:29)
Best Scoring Run 10 (1st 3:22) 11 (2nd 17:07)
Lead Changes 2
Times Tied 7
Time with Lead 04:31 28:20
Points from Turnovers MVSVU 25 OM 28
Point 22 25
Second Chance 8 15
Fast Breaks 8 15
Bench 7 23
Period by Period Scoring MVSVU 38 20 58 OM 33 40 73

GAME 7 • vs. RIDER (W, 75-51)



Official Basketball Box Score - Final
Rider at Ole Miss
11/20/21 The Sandy and John Back Pavilion at Ole Miss, Oxford, Miss.
2021-22 Ole Miss Men's Basketball

Rider - 51
Record: 3-6
NO. Name Min FG 3P FT Rebounds Fouls TP AS TO ST Blocks +/-
5 Mervin James F 27:50 4-18 0-1 3-3 2 7 9 2 2 11 1 2 1 0 5 -20
10 Ajiri Ogumono-Johnson F 24:37 4-9 0-0 2-2 2 3 5 4 3 10 1 2 0 0 0 -24
14 Dimgeno Vaughn F 28:12 4-12 0-2 1-2 3 5 8 1 1 9 0 1 2 0 0 -16
2 Allen Powell G 33:50 2-8 1-4 2-2 0 1 1 1 1 7 5 3 0 0 0 -28
55 Dwight Murray, Jr. G 35:05 3-8 1-4 2-4 1 5 6 1 2 9 3 1 2 0 0 -19
35 Nehemiah Benson 22:17 1-5 0-2 0-1 2 1 3 0 1 2 1 1 1 0 0 -6
3 Corey McKeithan 17:16 0-0 0-0 0-0 0 0 0 1 1 3 0 1 0 0 -18
14 Jaelen McGlone 06:12 1-2 0-0 1-1 0 1 1 1 1 3 0 0 0 0 0 5
12 Jordan Smalls 02:21 0-0 0-0 0-0 0 0 0 0 0 0 0 0 0 0 0 3
20 R.J. Weise 02:18 0-1 0-0 0-0 0 2 2 0 0 0 0 0 0 0 0 3
Team 19-63 2-13 11-16 11 25 36 13 11 51 14 11 7 0 5 -24
Totals 19-63 2-13 11-16 11 25 36 13 11 51 14 11 7 0 5 -24



Official Basketball Box Score - Final
Memphis at Ole Miss
12/04/21 The Sandy and John Back Pavilion at Ole Miss, Oxford, Miss.
2021-22 Ole Miss Men's Basketball

Memphis - 63
Record: 6-3
NO. Name Min FG 3P FT Rebounds Fouls TP AS TO ST Blocks +/-
3 Landers Nolley II F 18:01 1-3 0-1 3-5 0 3 3 3 2 5 3 1 0 0 0 -8
12 DeAndre Williams F 22:50 5-7 0-1 3-6 2 0 2 4 3 13 1 2 2 0 0 -4
2 Jaalen Duren C 20:33 1-3 0-0 0-1 0 4 4 4 1 2 1 1 0 1 1 -8
0 Earl Timberlake G 23:54 3-6 0-0 5-6 0 5 5 2 4 11 2 3 1 0 1 3
11 Lester Quinones G 15:00 0-2 0-1 0-0 1 0 1 1 2 0 2 3 0 0 0 7
1 Emoni Bates 22:16 1-10 0-4 5-7 2 2 4 1 3 7 0 2 1 0 0 1
10 Alex Lomax 27:42 2-3 1-1 0-0 0 4 4 2 2 5 2 4 0 0 0 -3
24 Malcolm Dandridge 16:02 2-4 0-0 2-6 1 3 4 2 2 6 1 3 2 2 1 0
25 Jayden Hardaway 07:31 0-2 0-1 0-0 0 2 2 0 0 0 0 0 0 0 0 -1
14 Tyler Harris 09:16 2-5 1-2 4-4 1 0 1 2 2 9 2 1 0 0 0 1
20 Josh Minott 16:55 2-4 0-0 1-2 3 2 5 1 2 5 1 0 0 0 1 -8
Team 22 4 4 0 0
Totals 19-49 2-11 23-37 12 27 39 22 23 63 15 20 6 3 4 -4

Ole Miss - 75
Record: 5-2
NO. Name Min FG 3P FT Rebounds Fouls TP AS TO ST Blocks +/-
21 Robert Allen F 20:51 3-7 0-1 5-8 2 6 8 3 5 11 2 2 1 1 0 14
3 Nysier Brooks C 24:47 1-2 0-0 1-4 5 10 15 3 2 3 2 2 0 3 0 22
1 Austin Crowley G 26:00 5-13 0-5 0-0 4 4 4 0 0 10 5 1 1 0 0 14
15 Luis Rodriguez G 15:11 1-3 0-1 0-1 0 3 1 4 1 1 2 0 0 1 0 -7
24 Jarkel Joiner G 35:28 6-16 4-9 2-2 0 2 0 2 1 18 3 3 1 0 0 17
4 Jaemyn Brakefield 28:14 2-7 2-5 2-2 3 5 8 0 1 18 0 1 0 0 0 21
11 Matthew Murrell 23:28 4-8 3-6 3-4 0 1 1 0 2 14 0 1 2 0 0 21
14 Tye Fagan 22:28 4-8 0-2 1-2 3 7 10 1 1 9 4 1 1 0 0 34
0 Eric Van Der Heijden 03:04 0-0 0-0 0-0 0 0 0 1 0 0 0 1 0 1 0 -4
5 James White 03:04 0-0 0-0 0-0 0 0 0 1 0 0 0 1 0 0 0 -4
23 Sammy Hunter 03:04 0-1 0-1 0-0 0 0 0 0 0 0 0 0 0 0 0 -5
10 Grant Slatten 02:21 0-1 0-1 0-0 0 0 0 0 0 0 0 0 0 0 0 -3
33 John McBride 01:00 0-0 0-0 0-0 0 1 1 0 0 0 0 0 0 0 0 0
Team 26-66 9-31 14-23 20 37 57 11 13 75 16 13 7 5 0 24
Totals 26-66 9-31 14-23 20 37 57 11 13 75 16 13 7 5 0 24

Ole Miss - 67
Record: 6-2
NO. Name Min FG 3P FT Rebounds Fouls TP AS TO ST Blocks +/-
21 Robert Allen F 15:40 2-3 0-1 0-0 1 2 3 1 0 4 1 0 0 1 0 2
3 Nysier Brooks C 34:32 1-2 0-0 0-5 2 4 6 3 3 5 3 0 3 0 0 -2
1 Austin Crowley G 22:14 1-6 1-3 0-0 0 2 2 4 1 1 0 4 3 1 0 -6
15 Luis Rodriguez G 24:10 1-7 0-3 4-5 2 2 2 6 6 1 2 3 1 1 -2
24 Jarkel Joiner G 37:15 6-13 1-5 7-8 1 7 8 3 5 20 1 3 5 0 1 5
11 Matthew Murrell 31:58 4-12 4-9 7-9 0 3 3 3 5 19 2 2 0 0 0 9
4 Jaemyn Brakefield 15:18 2-5 1-2 2-2 0 0 0 5 1 7 1 1 1 0 1 2
14 Tye Fagan 07:50 0-1 0-1 0-0 0 4 4 2 1 0 0 1 0 0 0 5
23 Sammy Hunter 11:03 1-2 1-2 0-0 1 0 1 0 0 3 0 0 1 0 0 7
Team 22 2 0 0 0
Totals 18-51 8-26 23-29 9 24 33 22 22 67 10 16 11 4 3 4

RIDER OM
Biggest lead 2 (1st 17:34) 29 (2nd 3:04)
Best Scoring Run 8 (2nd 18:09) 15 (2nd 3:04)
Lead Changes 6
Times Tied 2
Time with Lead 01:48 36:02
Points from Turnovers RIDER 9 OM 15
Point 30 28
Second Chance 7 16
Fast Breaks 10 13
Bench 5 31
Period by Period Scoring RIDER 25 26 51 OM 31 44 75

MEM OM
Biggest lead 4 (1st 18:39) 11 (2nd 2:59)
Best Scoring Run 6 (2nd 14:12) 6 (2nd 11:20)
Lead Changes 5
Times Tied 7
Time with Lead 06:59 28:25
Points from Turnovers MEM 28 OM 14
Point 28 14
Second Chance 10 0
Fast Breaks 8 7
Bench 32 29
Period by Period Scoring MEM 26 37 63 OM 30 37 67

GAME 29 • vs. TEXAS A&M (L, 76-66)

GAME 30 • at KENTUCKY • MARCH 1



Official Basketball Box Score - Final
Texas A&M at Ole Miss
 02/26/22 The Smiley and John Black Pavilion at Ole Miss, Oxford, Miss.
 2021-22 Ole Miss Men's Basketball
 Officials: Tony Greene, Patrick Evans, Vladimir Voyard-Tadai

Game Time: 2:30 PM
 Game Duration: 1:57
 Attendance: 6,654

Texas A&M - 76		Record: 18-11 (7-9)													Shooting By Period			
NO.	Name	Min	FG	3P	FT	Rebounds	Fouls	TP	AS	TO	ST	Blocks	+	-	1 st FG%	2 nd FG%	3 rd FG%	GM FG%
			M-A	M-A	M-A	OR	DR	PF	FF			BS	BA					
15	Henry Coleman III	F 33:05	3-4	0-0	3-4	3	4	7	4	3	9	1	0	2	0	0	2	67.9%
3	Quenton Jackson	G 30:48	3-7	1-3	4-5	0	5	5	3	4	11	2	3	3	0	1	10	44.4%
4	Wade Taylor IV	G 13:37	2-5	1-3	1-2	0	1	1	2	1	6	0	2	1	0	0	11	80%
23	Tyrece Radford	G 29:47	8-12	2-3	1-2	1	6	7	2	2	19	3	0	2	1	1	8	36.4%
35	Manny Obaseki	G 22:03	1-4	0-1	2-2	0	2	2	1	1	4	2	0	0	1	0	18	20.0%
2	Hayden Helfer	17:59	3-4	1-1	1-2	2	0	2	1	1	8	3	2	0	0	1	-3	72.2%
5	Hassan Diarra	22:28	4-7	0-2	5-6	0	4	4	2	3	13	1	1	0	0	0	-6	54.0%
10	Ethan Henderson	05:37	0-0	0-0	0-0	0	0	0	0	0	0	0	1	0	0	0	0	35.7%
20	Andre Gordon	14:26	0-4	0-1	0-0	0	0	0	1	1	0	0	0	0	0	2	-1	73.9%
0	Aaron Cash	09:54	3-3	0-0	0-0	1	0	1	2	0	6	1	0	1	0	0	11	
31	Javonte Brown	00:16	0-0	0-0	0-0	0	0	0	1	0	0	0	0	0	0	0	0	
Team						2	0	2			0							
Totals		27:50	5-14	17-23	9	22	31	19	16	76	13	9	9	2	5	10		

Dead Ball Rebounds: 3.0

Ole Miss - 66		Record: 13-16 (4-12)													Shooting By Period			
NO.	Name	Min	FG	3P	FT	Rebounds	Fouls	TP	AS	TO	ST	Blocks	+	-	1 st FG%	2 nd FG%	3 rd FG%	GM FG%
			M-A	M-A	M-A	OR	DR	PF	FF			BS	BA					
3	Nysier Brooks	C 21:12	4-5	0-0	0-0	3	4	7	2	1	8	0	2	0	2	0	-22	36.0%
5	James White	G 11:12	1-2	0-0	0-1	0	0	0	0	1	2	0	1	0	0	0	-14	27.3%
11	Matthew Murrell	G 28:13	6-10	2-5	6-8	1	1	2	3	4	20	1	2	0	0	0	-3	100%
15	Luis Rodriguez	G 28:14	1-8	0-5	2-2	0	3	3	4	5	4	2	0	0	0	0	-1	44.4%
24	Jarke Joiner	G 24:52	1-9	1-4	4-5	0	0	0	3	3	7	1	1	2	0	0	-17	36.4%
4	Jaemyn Brakkefeld	19:23	2-5	2-4	1-2	1	4	5	0	2	7	1	0	0	0	0	-7	68.2%
1	Austin Crowley	10:54	0-1	0-0	0-0	0	0	0	0	0	0	1	4	0	0	0	1	40.4%
23	Sammy Hunter	14:50	2-2	0-0	3-4	2	1	3	1	2	7	0	1	0	1	0	13	31.9%
14	Tye Fagan	30:03	4-7	2-4	0-0	1	2	3	0	0	10	8	1	2	2	0	1	70.8%
0	Eric Van Der Heijden	06:22	0-0	0-0	0-0	0	1	1	0	0	0	0	0	0	0	0	0	
10	Grant Slatten	01:04	0-2	0-0	0-0	1	0	1	0	0	0	0	0	0	0	1	-2	
33	John McBride	03:41	0-1	0-0	1-2	1	0	1	3	1	1	1	0	0	0	1	1	
Team						1	1	2			0							
Totals		21:52	7-22	17-24	11	17	28	16	19	66	15	12	4	5	2	-10		

Dead Ball Rebounds: 5.0

Points from		TAMU		OM		Period by Period Scoring		
Turnovers	15	9	1st	2nd	TOT	TAMU	OM	
Paint	38	24	46	30	76			
Second Chance	13	11	23	43	66			
Fast Breaks	10	2						
Bench	27	25						

GAME 31 • vs. VANDERBILT • MARCH 5

GAME 32 • SEC TOURNAMENT • MARCH 9-13

CAREER HIGHS

0 **ERIC VAN DER HEIJDEN**
Fr. • G • 6-8 • 205

Points: 3, vs. Kansas State (01/29/22)
Rebounds: 4, at Florida (02/05/22)
Assists: 1, 4x, last at Georgia (02/19/22)
Steals: 1, vs. Elon (11/19/21)
Blocks: 1, vs. Rider (11/30/21)
Field Goals: 1, 2x vs. Kansas State (01/29/22)
Free Throws: 1, vs. Elon (11/19/21)
Three Pointers: 1, vs. Kansas State (01/29/22)

3 **NYSIER BROOKS**
Gr. • C • 7-0 • 245

Points: 21, vs. Boston College (03/05/21)
Rebounds: 16, vs. Mississippi St. (01/08/22)
Assists: 4, vs. Georgia Tech (02/20/21)
Steals: 3, 3x, last vs. Dayton (12/18/21)
Blocks: 5, 3x, last vs. Mississippi St. (01/08/22)
Field Goals: 8, 2x, last vs. Dayton (12/18/21)
Free Throws: 9, vs. MVSU (11/26/21)
Three Pointers: --

10 **GRANT SLATTEN**
Fr. • G • 6-5 • 195

Points: 4, vs. Missouri (01/18/22)
Rebounds: 1, 2x last vs. Texas A&M (02/26/22)
Assists: 1, 2x, last vs. Missouri (01/18/22)
Steals: 1, 2x, last vs. Missouri (01/18/22)
Blocks: --
Field Goals: 2, vs. Missouri (01/18/22)
Free Throws: --
Three Pointers: --

15 **LUIS RODRIGUEZ**
Jr. • G/F • 6-6 • 210

Points: 15, 2x, last at LSU (02/01/22)
Rebounds: 14, at Dayton (12/19/20)
Assists: 9 vs. Alabama (02/09/22)
Steals: 4, 2x, last vs. Boise St. (11/21/21)
Blocks: 3, vs. MTSU (12/15/21)
Field Goals: 6, 2x, last vs. Missouri (02/10/21)
Free Throws: 7, vs. Central Arkansas (12/14/20)

1 **AUSTIN CROWLEY**
Jr. • G • 6-5 • 195

Points: 18, at Georgia (02/19/22)
Rebounds: 10, vs. Auburn (01/06/21)
Assists: 9, vs. Charleston So. (11/12/21)
Steals: 4, vs. Auburn (01/06/21)
Blocks: 2, 3x, last at Georgia (02/19/22)
Field Goals: 7, at Georgia (02/19/22)
Free Throws: 4, vs. Florida (01/24/22)
Three Pointers: 3, 3x, last vs. CSU (11/12/21)

4 **JAEMYN BRAKEFIELD**
So. • F • 6-8 • 220

Points: 19, at Georgia (02/19/22)
Rebounds: 8, 3x, last at Tennessee (01/05/22)
Assists: 5, vs. Auburn (01/15/22)
Steals: 3, 3x, last vs. Samford (12/21/21)
Blocks: 4, vs. Virginia (02/20/21)
Field Goals: 7, at Georgia (02/19/22)
Free Throws: 5, vs. Elon (11/19/21)
Three Pointers: 4, 2x, at Georgia (02/19/22)

11 **MATTHEW MURRELL**
So. • G • 6-4 • 200

Points: 31, vs. Mississippi St. (01/08/22)
Rebounds: 7, vs. LA Tech (03/19/21)
Assists: 4, vs. Elon (11/19/21)
Steals: 3, vs. LSU (01/09/21)
Blocks: 2, 2x, last vs. LA Tech (03/19/21)
Field Goals: 10, vs. Mississippi St. (01/08/22)
Free Throws: 8, vs. South Carolina (02/15/22)
Three Pointers: 5, vs. Mississippi St. (01/08/22)

21 **ROBERT ALLEN**
Sr. • F • 6-8 • 230

Points: 28, at UNCG (02/09/20)
Rebounds: 18, at The Citadel (02/23/19)
Assists: 5, vs. Morehead State (12/13/18)
Steals: 5, vs. AUM (12/03/19)
Blocks: 5, 2x, last vs. ETSU (02/22/20)
Field Goals: 10, vs. ETSU (02/22/20)
Free Throws: 9, vs. VMI (02/29/20)
Three Pointers: 4, 2x, last vs. UNCG (02/09/20)

2 **DAESHUN RUFFIN**
Fr. • G • 5-9 • 160

Points: 21, vs. Florida (01/24/22)
Rebounds: 7 vs. Kansas State (01/29/22)
Assists: 8, vs. Mississippi St. (01/08/22)
Steals: 5, at Tennessee (01/05/22)
Blocks: 1, 2x, last vs. Kansas State (01/29/22)
Field Goals: 6, 4x, last at LSU (02/01/22)
Free Throws: 9, 2x, last vs. Florida (01/24/22)
Three Pointers: 3, vs. Mississippi St. (01/08/22)

5 **JAMES WHITE**
Fr. • G • 6-5 • 190

Points: 6, 2x, last at Auburn (02/23/22)
Rebounds: 3, at Georgia (02/19/22)
Assists: 2, vs. Alabama (02/09/22)
Steals: 1, at Auburn (02/23/22)
Blocks: 1, at Auburn (02/23/22)
Field Goals: 3, vs. Charleston So. (11/12/21)
Free Throws: 2 vs. Alabama (02/09/22)
Three Pointers: 1, at Auburn (02/23/22)

14 **TYE FAGAN**
Sr. • G • 6-3 • 198

Points: 23, at Tennessee (01/05/22)
Rebounds: 10, 2x, last vs. Rider (11/30/21)
Assists: 8, vs. Texas A&M (02/26/22)
Steals: 4, at Georgia (02/19/22)
Blocks: 2, 4x, last vs. Texas A&M (02/26/22)
Field Goals: 9, 2x, last at Ole Miss (01/16/21)
Free Throws: 6, vs. Arkansas (01/26/22)
Three Pointers: 5, at Tennessee (01/05/22)

23 **SAMMY HUNTER**
Jr. • F • 6-9 • 225

Points: 11, vs. Kentucky (03/02/21)
Rebounds: 7, vs. LA Tech (03/19/21)
Assists: 2, 6x
Steals: 3, vs. Missouri (03/04/20)
Blocks: 3, vs. Vanderbilt (02/29/20)
Field Goals: 4, 2x, at Georgia (02/19/22)
Free Throws: 4, vs. Seattle (11/19/19)
Three Pointers: 3, vs. Kentucky (03/02/21)

24 **JARKEL JOINER**
Sr. • G • 6-1 • 180

Points: 34, at Cal Baptist (01/24/19)
Rebounds: 11, vs. Cal Poly (12/18/18)
Assists: 7, vs. Charleston So. (11/12/21)
Steals: 6, at Georgia (01/30/21)
Blocks: 2, at Mississippi State (01/19/21)
Field Goals: 13, at Cal Baptist (01/24/19)
Free Throws: 12, at Lamar (11/19/17)
Three Pointers: 6, vs. Alabama (02/09/22)

33 **JOHN MCBRIDE**
Jr. • G • 6-7 • 214

Points: 3, vs. Tennessee Tech (12/29/19)
Rebounds: 2, vs. W. Michigan (11/15/19)
Assists: 1, 2x, last vs. Texas A&M (02/26/22)
Steals: --
Blocks: 1, at Tennessee (01/21/20)
Field Goals: 1, 2x, last vs. WKU (12/11/21)
Free Throws: 1, 2x, last vs. TAMU (02/26/22)
Three Pointers: 1, vs. Tenn. Tech (12/29/19)

SEASON HIGHS

0 **ERIC VAN DER HEIJDEN**
Fr. • F • 6-8 • 205

Points: 3, vs. Kansas State (01/29/22)
Rebounds: 4, at Florida (02/05/22)
Assists: 1, 4x, last at Georgia (02/19/22)
Steals: 1, vs. Elon (11/19/21)
Blocks: 1, vs. Rider (11/30/21)
Field Goals: 1, 2x vs. Kansas State (01/29/22)
Free Throws: 1, vs. Elon (11/19/21)
Three Pointers: 1, vs. Kansas State (01/29/22)

3 **NYSIER BROOKS**
Gr. • C • 7-0 • 245

Points: 18, vs. South Carolina (02/15/22)
Rebounds: 16, vs. Mississippi St. (01/08/22)
Assists: 2, 7x, last at Auburn (02/23/22)
Steals: 3 vs. Dayton (12/18/21)
Blocks: 5, vs. Mississippi St. (01/08/22)
Field Goals: 8, vs. Dayton (12/18/21)
Free Throws: 9, vs. MVSU (11/26/21)
Three Pointers: --

10 **GRANT SLATTEN**
Fr. • G • 6-5 • 195

Points: 4, vs. Missouri (01/18/22)
Rebounds: 1, 2x last vs. Texas A&M (02/26/22)
Assists: 1, 2x, last vs. Missouri (01/18/22)
Steals: 1, 2x, last vs. Missouri (01/18/22)
Blocks: --
Field Goals: 2, vs. Missouri (01/18/22)
Free Throws: --
Three Pointers: --

15 **LUIS RODRIGUEZ**
Jr. • G/F • 6-6 • 210

Points: 15, at LSU (02/01/22)
Rebounds: 13, vs. South Carolina (02/15/22)
Assists: 9, vs. Alabama (02/09/22)
Steals: 4, vs. Boise St. (11/21/21)
Blocks: 3, vs. MTSU (12/15/21)
Field Goals: 5, 2x, last vs. Samford (12/21/21)
Free Throws: 6, at Florida (02/05/22)
Three Pointers: 3, vs. Samford (12/21/21)

24 **JARKEL JOINER**
Sr. • G • 6-1 • 180

Points: 33 vs. Alabama (02/09/22)
Rebounds: 8, vs. Memphis (12/04/21)
Assists: 7, vs. Charleston So. (11/12/21)
Steals: 5, vs. Memphis (12/04/21)
Blocks: 1, at Auburn (02/23/22)
Field Goals: 12, vs. Alabama (02/09/22)
Free Throws: 7, vs. Memphis (12/04/21)
Three Pointers: 6, vs. Alabama (02/09/22)

1 **AUSTIN CROWLEY**
Jr. • G • 6-5 • 195

Points: 18, at Georgia (02/19/22)
Rebounds: 5, vs. Florida (01/24/22)
Assists: 9, vs. Charleston So. (11/12/21)
Steals: 3, vs. New Orleans (11/09/21)
Blocks: 2, 2x, last at Georgia (02/19/22)
Field Goals: 7, at Georgia (02/19/22)
Free Throws: 4, vs. Florida (01/24/22)
Three Pointers: 3, 2x, last vs. CSU (11/12/21)

4 **JAEMYN BRAKEFIELD**
So. • F • 6-8 • 220

Points: 19, at Georgia (02/19/22)
Rebounds: 8, 3x, last at Tennessee (01/05/22)
Assists: 5, vs. Auburn (01/15/22)
Steals: 3, 2x, last vs. Samford (12/21/21)
Blocks: 2, vs. Charleston So. (11/12/21)
Field Goals: 7, at Georgia (02/19/22)
Free Throws: 5, vs. Elon (11/19/21)
Three Pointers: 4, at Georgia (02/19/22)

11 **MATTHEW MURRELL**
So. • G • 6-4 • 200

Points: 31, vs. Mississippi St. (01/08/22)
Rebounds: 8, vs. Auburn (01/15/22)
Assists: 4, vs. Elon (11/19/21)
Steals: 2, 6x, last vs. Alabama (02/09/22)
Blocks: 1, 4x, last vs. S. Carolina (02/15/22)
Field Goals: 10, vs. Mississippi St. (01/08/22)
Free Throws: 8, vs. South Carolina (02/15/22)
Three Pointers: 5, vs. Mississippi St. (01/08/22)

21 **ROBERT ALLEN**
Sr. • F • 6-8 • 230

Points: 11, 2x, last vs. Rider (11/30/21)
Rebounds: 8, 2x, last vs. Rider (11/30/21)
Assists: 2, 2x, last vs. Rider (11/30/21)
Steals: 2, vs. MVSU (11/26/21)
Blocks: 2, vs. Marquette (11/18/21)
Field Goals: 4, 2x, last vs. MVSU (11/26/21)
Free Throws: 5, vs. Rider (11/30/21)
Three Pointers: 1, vs. MVSU (11/26/21)

33 **JOHN MCBRIDE**
Jr. • G • 6-7 • 214

Points: 2, vs. WKU (12/11/21)
Rebounds: 1, 3x, last vs. Texas A&M (02/26/22)
Assists: 1, 2x, last vs. Texas A&M (02/26/22)
Steals: --
Blocks: --
Field Goals: 1, vs. WKU (12/11/21)
Free Throws: 1, vs. Texas A&M (02/26/22)
Three Pointers: --

2 **DAESHUN RUFFIN**
Fr. • G • 5-9 • 160

Points: 21, vs. Florida (01/24/22)
Rebounds: 7 vs. Kansas State (01/29/22)
Assists: 8, vs. Mississippi St. (01/08/22)
Steals: 5, at Tennessee (01/05/22)
Blocks: 1, 2x, last vs. Kansas State (01/29/22)
Field Goals: 6, 4x, last at LSU (02/01/22)
Free Throws: 9, 2x, last vs. Florida (01/24/22)
Three Pointers: 3, vs. Mississippi St. (01/08/22)

5 **JAMES WHITE**
Fr. • G • 6-5 • 190

Points: 6, 2x, last at Auburn (02/23/22)
Rebounds: 3, at Georgia (02/19/22)
Assists: 2, vs. Alabama (02/09/22)
Steals: 1, at Auburn (02/23/22)
Blocks: 1, at Auburn (02/23/22)
Field Goals: 3, vs. Charleston So. (11/12/21)
Free Throws: 2 vs. Alabama (02/09/22)
Three Pointers: 1, at Auburn (02/23/22)

14 **TYE FAGAN**
Sr. • G • 6-3 • 198

Points: 23, at Tennessee (01/05/22)
Rebounds: 10, vs. Rider (11/30/21)
Assists: 8, vs. Texas A&M (02/26/22)
Steals: 4, at Georgia (02/19/22)
Blocks: 2, vs. Texas A&M (02/26/22)
Field Goals: 8, 2x, last at Georgia (02/19/22)
Free Throws: 6, vs. Arkansas (01/26/22)
Three Pointers: 5, at Tennessee (01/05/22)


23 **SAMMY HUNTER**
Jr. • F • 6-9 • 225

Points: 8, 2x, last at Georgia (02/19/22)
Rebounds: 5, vs. WKU (12/11/21)
Assists: 1, 3x, last vs. S. Carolina (02/15/22)
Steals: 1, 5x, last at Auburn (02/23/22)
Blocks: 1, 4x, last vs. Texas A&M (02/26/22)
Field Goals: 4, at Georgia (02/19/22)
Free Throws: 3, vs. Texas A&M (02/26/22)
Three Pointers: 2 vs. Alabama (02/09/22)

0 eric VAN DER HEIJDEN

Raleigh, N.C. • Millbrook

Freshman • Forward • 6-8 • 205



BIO

HIGH SCHOOL

- Top-200 prospect nationally
- No. 9 in the state of North Carolina
- Named to the 2021 Carolinas Classic
- Averaged a double-double (18.2 ppg, 11.2 rpg) as a senior to go along with 4.1 apg, guiding his team to an undefeated season
- Earned all-state and first team all-district honors from the North Carolina Basketball Coaches Association
- Tabbed the Cap 7 Conference Player of the Year
- Led Millbrook to their first North Carolina Class 4A State Championship (MVP honors)
- Led his team to a 42-4 record over his final two seasons, making 96 three-pointers during the stretch and shooting 43 percent from long distance.

PERSONAL

- Born August 8, 2002
- Son of Kim and Allard Van Der Heijden
- Has one sibling, Jake
- Multi-disciplinary studies major

THE VAN DER HEIJDEN FILE	
BIRTHDAY	AUGUST 8, 2002
MAJOR	MULTI-DISCIPLINARY STUDIES
PARENTS	KIM AND ALLARD VAN DER HEIJDEN
CAREER HIGHS	

Points: 3, vs. Kansas State (01/29/22)
 Rebounds: 4, at Florida (02/05/22)
 Assists: 1, 4x, last at Georgia (02/19/22)
 Steals: 1, vs. Elon (11/19/21)
 Blocks: 1, vs. Rider (11/30/21)
 Field Goals: 1, 2x vs. Kansas State (01/29/22)
 Free Throws: 1, vs. Elon (11/19/21)
 Three Pointers: 1, vs. Kansas State (01/29/22)

SEASON HIGHS

Points: 3, vs. Kansas State (01/29/22)
 Rebounds: 4, at Florida (02/05/22)
 Assists: 1, 4x, last at Georgia (02/19/22)
 Steals: 1, vs. Elon (11/19/21)
 Blocks: 1, vs. Rider (11/30/21)
 Field Goals: 1, 2x vs. Kansas State (01/29/22)
 Free Throws: 1, vs. Elon (11/19/21)
 Three Pointers: 1, vs. Kansas State (01/29/22)

SEASON SUPERLATIVES

Double-Figure Points: --
 Double-Figure Rebounds: --
 Double-Doubles: --
 5+ Rebounds: --
 5+Assists: --
 Led Team in Points: --
 Led Team in Rebounds: --
 Led Team in Assists: --

SEASON GAME-BY-GAME

Opponent	Date	GS	MIN	Total		3-Pointers		Free throws		Rebounds				PF	A	TO	BLK	STL	PTS	AVG
				FG-FGA	PCT	3FG-3FGA	PCT	FT-FTA	PCT	OFF	DEF	TOT	AVG							
New Orleans	11/09/2021		06:13	0-1	.000	0-1	.000	0-0	.000	0	0	0	0.0	3	1	1	0	0	0	0.0
Charleston So.	11/12/2021		05:28	1-3	.333	0-0	.000	0-0	.000	0	0	0	0.0	0	0	1	0	0	2	1.0
vs Elon	11/19/2021		03:28	0-0	.000	0-0	.000	1-2	.500	0	2	2	0.7	1	0	0	0	1	1	1.0
vs Boise St.	11/21/2021		01:10	0-1	.000	0-0	.000	0-0	.000	0	0	0	0.5	0	0	0	0	0	0	0.8
Mississippi Val.	11/26/2021		02:21	0-1	.000	0-1	.000	0-0	.000	0	0	0	0.4	1	0	0	0	0	0	0.6
Rider	11/30/2021		03:04	0-0	.000	0-0	.000	0-0	.000	0	0	0	0.3	1	0	1	1	0	0	0.5
Missouri	01/18/2022		06:46	0-0	.000	0-0	.000	0-0	.000	0	0	0	0.3	1	1	0	0	0	0	0.4
Arkansas	01/26/2022		01:04	0-0	.000	0-0	.000	0-0	.000	0	0	0	0.3	0	0	0	0	0	0	0.4
Kansas St.	01/29/2022		11:01	1-2	.500	1-2	.500	0-0	.000	0	1	1	0.3	0	1	0	0	0	3	0.7
at LSU	02/01/2022		01:49	0-0	.000	0-0	.000	0-0	.000	0	0	0	0.3	0	0	0	0	0	0	0.6
at Florida	02/05/2022		06:23	0-1	.000	0-1	.000	0-0	.000	0	4	4	0.6	1	0	0	0	0	0	0.5
Alabama	02/09/2022		02:43	0-0	.000	0-0	.000	0-0	.000	0	0	0	0.6	0	0	0	0	0	0	0.5
South Carolina	02/15/2022		01:41	0-1	.000	0-0	.000	0-0	.000	1	0	1	0.6	0	0	0	0	0	0	0.5
at Georgia	02/19/2022		02:17	0-0	.000	0-0	.000	0-0	.000	0	0	0	0.6	1	1	0	0	0	0	0.4
Texas A&M	02/26/2022		06:22	0-0	.000	0-0	.000	0-0	.000	0	1	1	0.6	0	0	0	0	0	0	0.4
Totals		0	61:49	2-10	.200	1-5	.200	1-2	.500	1	8	9	0.6	9	4	3	1	1	6	0.4

Player Averages

Games Played	Minutes/game	Points/game	FG Pct	3FG Pct	FT Pct	Rebounds/game	Assists/game	Turnovers/game	Assist/Turnover ratio	Steals/game	Blocks/game
15	4.1	0.4	20.0	20.0	50.0	0.6	0.3	0.2	1.3	0.1	0.1

CAREER STATS

		Field Goals		3-Point		F-Throws		Rebounds				Scoring									
SEASON	TEAM	GP-GS	MIN/AVG	FG-FGA	FG%	3FG-3FGA	3FG%	FT-FTA	FT%	OFF	DEF	TOT	AVG	PF	FO	A	TO	BLK	STL	PTS	AVG
2021-22	OM	15-0	62/4.1	2-10	.200	1-5	.200	1-2	.500	1	8	9	0.6	9-0	4	3	1	1	1	6	0.4
TOTAL		15-0	62/4.1	2-10	.200	1-5	.200	1-2	.500	1	8	9	0.6	9-0	4	3	1	1	1	6	0.4

1 austin CROWLEY

West Point, Miss. • Sunrise Christian Academy (Kan.)
Junior • Guard • 6-5 • 195



BIO

SOPHOMORE (2020-21)

- 27 games played (2 starts)
- 2.4 PPG, 1.5 RPG, .366 FG, .233 3PT, .750 FT
- Career high 11 points off bench in win over UT Martin
- Named to the SEC Winter Academic Honor Roll

FRESHMAN (2019-20)

- One of three Rebels to play all 32 games (1 start)
- Led bench in playing time (16.6 minutes per game)
- 2.8 PPG, 1.7 APG, 1.6 RPG, .369 FG, .282 3PT, .750 FT
- Third on team in assists (53)
- Career-high 11 points vs. Middle Tennessee
- Career-high eight assists vs. Vanderbilt
- Named to the SEC First-Year Academic Honor Roll

HIGH SCHOOL

- Four-star by 247Sports, ESPN and Rivals
- No. 70 overall, 20th-best guard nationally (247Sports)
- No. 27 guard nationally by Rivals
- ESPN No. 3 player in Mississippi
- Spent final two years at Sunrise Christian Academy in Kansas
- 15.2 PPG, McDonald's All-American nominee as a senior

PERSONAL

- Born Sept. 7, 2000
- Son of James and Amy Crowley
- One brother, Ryan, and one sister, Erika
- Full name is Matthew Austin Crowley
- Multi-disciplinary studies major

SEASON GAME-BY-GAME

Opponent	Date	GS	MIN	Total		3-Pointers		Free throws		Rebounds				PF	A	TO	BLK	STL	PTS	AVG	
				FG-FGA	PCT	3FG-3FGA	PCT	FT-FTA	PCT	OFF	DEF	TOT	AVG								
New Orleans	11/09/2021	*	19:20	5-6	.833	3-4	.750	0-0	.000	0	4	4	4.0	1	4	1	0	3	13	13.0	
Charleston So.	11/12/2021	*	24:59	4-8	.500	3-7	.429	0-0	.000	0	1	1	2.5	1	9	1	1	2	11	12.0	
vs Marquette	11/18/2021	*	25:39	3-8	.375	2-3	.667	0-0	.000	0	4	4	3.0	1	6	2	0	1	8	10.7	
vs Elon	11/19/2021		15:51	0-4	.000	0-2	.000	0-0	.000	0	2	2	2.8	1	0	2	0	0	0	8.0	
vs Boise St.	11/21/2021		17:23	2-6	.333	0-0	.000	0-0	.000	0	2	2	2.6	2	2	1	2	1	4	7.2	
Mississippi Val.	11/26/2021	*	26:37	3-8	.375	1-2	.500	2-2	1.000	0	2	2	2.5	0	5	1	0	1	9	7.5	
Rider	11/30/2021	*	26:00	5-13	.385	0-5	.000	0-0	.000	0	4	4	2.7	0	5	1	0	1	10	7.9	
Memphis	12/04/2021	*	22:14	1-6	.167	1-3	.333	0-0	.000	0	2	2	2.6	4	4	3	0	1	3	7.3	
vs Western Ky.	12/11/2021	*	12:30	0-3	.000	0-1	.000	0-0	.000	0	2	2	2.6	0	1	2	0	0	0	6.4	
Middle Tenn.	12/15/2021		05:16	0-2	.000	0-0	.000	0-0	.000	0	1	1	2.4	1	0	0	0	0	0	5.8	
Dayton	12/18/2021		04:34	0-0	.000	0-0	.000	0-0	.000	0	0	0	2.2	2	1	0	0	0	0	5.3	
Samford	12/21/2021		03:42	0-0	.000	0-0	.000	0-0	.000	0	0	0	2.0	1	0	0	0	0	0	4.8	
at Tennessee	01/05/2022		24:42	1-3	.333	1-3	.333	0-0	.000	0	3	3	2.1	0	3	2	0	0	3	4.7	
Mississippi St.	01/08/2022		03:36	0-1	.000	0-1	.000	0-0	.000	0	0	0	1.9	0	1	0	0	0	0	4.4	
at Texas A&M	01/11/2022		12:03	1-2	.500	0-1	.000	0-0	.000	0	1	1	1.9	1	0	2	0	0	2	4.2	
Auburn	01/15/2022		05:03	1-2	.500	1-2	.500	0-0	.000	0	0	0	1.8	0	0	0	0	0	3	4.1	
at Mississippi St.	01/22/2022		17:34	1-3	.333	1-2	.500	0-0	.000	0	2	2	1.8	2	0	2	0	0	3	4.1	
Florida	01/24/2022		17:11	0-2	.000	0-1	.000	4-4	1.000	0	5	5	1.9	3	3	1	0	0	4	4.1	
Arkansas	01/26/2022		14:51	1-3	.333	0-0	.000	0-0	.000	0	3	3	2.0	2	2	3	1	0	2	3.9	
Kansas St.	01/29/2022		20:59	2-6	.333	1-4	.250	0-0	.000	0	2	2	2.0	2	2	1	0	1	5	4.0	
at LSU	02/01/2022		20:04	2-2	1.000	2-2	1.000	0-0	.000	0	1	1	2.0	5	2	3	1	0	6	4.1	
at Florida	02/05/2022	*	11:32	1-5	.200	0-1	.000	0-0	.000	1	0	1	1.9	1	1	0	0	1	2	4.0	
Alabama	02/09/2022		07:42	1-2	.500	1-1	1.000	0-0	.000	0	0	0	1.8	3	1	1	0	0	3	4.0	
at Missouri	02/12/2022		30:14	3-6	.500	2-5	.400	0-0	.000	0	2	2	1.8	3	2	3	0	0	8	4.1	
South Carolina	02/15/2022	*	28:01	1-4	.250	0-2	.000	1-2	.500	0	0	0	1.8	3	4	3	0	0	3	4.1	
at Georgia	02/19/2022	*	35:26	7-14	.500	2-4	.500	2-2	1.000	0	3	3	1.8	1	5	1	2	1	18	4.6	
at Auburn	02/23/2022	*	23:38	2-8	.250	0-2	.000	1-2	.500	2	2	4	1.9	3	3	3	0	1	5	4.6	
Texas A&M	02/26/2022		10:54	0-1	.000	0-0	.000	0-0	.000	0	0	0	1.8	0	1	4	0	0	0	4.5	
Totals			11	487:36	47-128	.367	21-58	.362	10-12	.833	3	48	51	1.8	43	67	43	7	14	125	4.5

Player Averages

Games Played	Minutes/game	Points/game	FG Pct	3FG Pct	FT Pct	Rebounds/game	Assists/game	Turnovers/game	Assist/Turnover ratio	Steals/game	Blocks/game
28	17.4	4.5	36.7	36.2	83.3	1.8	2.4	1.5	1.6	0.5	0.3

CAREER STATS

SEASON	TEAM	GP-GS	MIN/AVG	Field Goals		3-Point		F-Throws		Rebounds				Scoring						
				FG-FGA	FG%	3FG-3FGA	3FG%	FT-FTA	FT%	OFF	DEF	TOT	AVG	PF-FO	A	TO	BLK	STL	PTS	AVG
2019-20	OM	32-1	548/17.1	31-84	.369	11-39	.282	18-24	.750	13	37	50	1.6	38-1	53	26	2	12	91	2.8
2020-21	OM	27-2	309/11.5	26-71	.366	7-30	.233	6-8	.750	5	36	41	1.5	30-0	18	21	3	11	65	2.4
2021-22	OM	28-11	488/17.4	47-128	.367	21-58	.362	10-12	.833	3	48	51	1.8	43-1	67	43	7	14	125	4.5
TOTAL		87-14	1345/15.5	104-283	.367	39-127	.307	34-44	.773	21	121	142	1.6	111-2	138	90	12	37	281	3.2

THE CROWLEY FILE

BIRTHDAY	SEPT. 7, 2000
MAJOR	MULTI-DISCIPLINARY STUDIES
PARENTS	JAMES AND AMY CROWLEY

CAREER HIGHS

Points: 18, at Georgia (02/19/22)
Rebounds: 10, vs. Auburn (01/06/21)
Assists: 9, vs. Charleston So. (11/12/21)
Steals: 4, vs. Auburn (01/06/21)
Blocks: 2, 3x, last at Georgia (02/19/22)
Field Goals: 7, at Georgia (02/19/22)
Free Throws: 4, vs. Florida (01/24/22)
Three Pointers: 3, 3x, last vs. CSU (11/12/21)

SEASON HIGHS

Points: 18, at Georgia (02/19/22)
Rebounds: 5, vs. Florida (01/24/22)
Assists: 9, vs. Charleston So. (11/12/21)
Steals: 3, vs. New Orleans (11/09/21)
Blocks: 2, 2x, last at Georgia (02/19/22)
Field Goals: 7, at Georgia (02/19/22)
Free Throws: 4, vs. Florida (01/24/22)
Three Pointers: 3, 2x, last vs. CSU (11/12/21)

SEASON SUPERLATIVES


Double-Figure Points: 4
Double-Figure Rebounds: --
Double-Doubles: --
5+ Rebounds: 1
5+Assists: 5
Led Team in Points: 1
Led Team in Rebounds: --
Led Team in Assists: 9


2

daeshun RUFFIN

Jackson, Miss. • Callaway

Freshman • Guard • 5-9 • 160





BIO

HIGH SCHOOL

- First McDonald's All-American signee in program history
- Consensus 4-star
- No. 40 nationally, No. 1 in Mississippi
- Two-time Mississippi Gatorade Player of the Year
- 2021 MaxPreps Mississippi High School Basketball Player of the Year
- Allen Iverson Roundball Classic
- 2,337 points in high school, averaging 25.4 ppg under the guidance of Ole Miss alum David Sanders
- Four-time All-State
- 33.1 PPG, 3.3 RPG, 2.0 APG, 2.8 SPG as a senior
- Led Callaway to state title as a junior

PERSONAL

- Son of Twyla Ruffin-McDonald
- Has five siblings
- Born March 19, 2002
- General business major

THE RUFFIN FILE	
BIRTHDAY	MARCH 19, 2002
MAJOR	GENERAL BUSINESS
PARENTS	TWYLA RUFFIN-MCDONALD
CAREER HIGHS	

Points: 21, vs. Florida (01/24/22)
 Rebounds: 7 vs. Kansas State (01/29/22)
 Assists: 8, vs. Mississippi St. (01/08/22)
 Steals: 5, at Tennessee (01/05/22)
 Blocks: 1, 2x, last vs. Kansas State (01/29/22)
 Field Goals: 6, 4x, last at LSU (02/01/22)
 Free Throws: 9, 2x, last vs. Florida (01/24/22)
 Three Pointers: 3, vs. Mississippi St. (01/08/22)

SEASON HIGHS

Points: 21, vs. Florida (01/24/22)
 Rebounds: 7 vs. Kansas State (01/29/22)
 Assists: 8, vs. Mississippi St. (01/08/22)
 Steals: 5, at Tennessee (01/05/22)
 Blocks: 1, 2x, last vs. Kansas State (01/29/22)
 Field Goals: 6, 4x, last at LSU (02/01/22)
 Free Throws: 9, 2x, last vs. Florida (01/24/22)
 Three Pointers: 3, vs. Mississippi St. (01/08/22)

SEASON SUPERLATIVES

Double-Figure Points: 10
 Double-Figure Rebounds: --
 Double-Doubles: --
 5+ Rebounds: 1
 5+ Assists: 4
 Led Team in Points: 7
 Led Team in Rebounds: --
 Led Team in Assists: 8

SEASON GAME-BY-GAME

Opponent	Date	GS	MIN	Total		3-Pointers		Free throws		Rebounds				PF	A	TO	BLK	STL	PTS	AVG	
				FG-FGA	PCT	3FG-3FGA	PCT	FT-FTA	PCT	OFF	DEF	TOT	AVG								
New Orleans	11/09/2021		15:04	2-6	.333	0-3	.000	0-0	.000	0	2	2	2.0	1	2	2	1	2	4	4.0	
Middle Tenn.	12/15/2021		12:34	4-9	.444	0-2	.000	4-6	.667	0	0	0	1.0	2	1	1	0	1	12	8.0	
Dayton	12/18/2021		16:10	5-9	.556	0-3	.000	9-12	.750	0	0	0	0.7	0	2	3	0	1	19	11.7	
Samford	12/21/2021		25:16	6-18	.333	1-4	.250	4-6	.667	0	0	0	0.5	2	5	2	0	3	17	13.0	
at Tennessee	01/05/2022	*	23:31	1-9	.111	0-2	.000	1-1	1.000	0	0	0	0.4	3	3	3	0	5	3	11.0	
Mississippi St.	01/08/2022	*	30:47	5-13	.385	3-8	.375	4-6	.667	0	0	0	0.3	3	8	4	0	4	17	12.0	
at Texas A&M	01/11/2022	*	29:49	3-10	.300	1-4	.250	3-3	1.000	0	1	1	0.4	1	4	2	0	2	10	11.7	
Auburn	01/15/2022	*	37:35	2-8	.250	1-5	.200	2-2	1.000	0	2	2	0.6	1	3	2	0	0	7	11.1	
Missouri	01/18/2022	*	26:36	5-12	.417	1-5	.200	1-4	.250	0	2	2	0.8	4	2	1	0	4	12	11.2	
at Mississippi St.	01/22/2022	*	32:43	4-8	.500	1-2	.500	0-0	.000	1	1	2	0.9	2	6	5	0	2	9	11.0	
Florida	01/24/2022	*	33:19	6-13	.462	0-1	.000	9-10	.900	1	1	2	1.0	4	6	2	0	4	21	11.9	
Arkansas	01/26/2022	*	25:14	2-11	.182	1-7	.143	5-5	1.000	1	1	2	1.1	1	0	3	0	1	10	11.8	
Kansas St.	01/29/2022	*	33:23	6-16	.375	0-1	.000	5-9	.556	1	6	7	1.5	1	3	3	1	1	17	12.2	
at LSU	02/01/2022	*	19:57	6-11	.545	2-4	.500	5-5	1.000	0	1	1	1.5	0	3	4	0	2	19	12.6	
Totals			10	361:59	57-153	.373	11-51	.216	52-69	.754	4	17	21	1.5	25	48	37	2	32	177	12.6

Player Averages

Games Played	Minutes/game	Points/game	FG Pct	3FG Pct	FT Pct	Rebounds/game	Assists/game	Turnovers/game	Assist/Turnover ratio	Steals/game	Blocks/game
14	25.9	12.6	37.3	21.6	75.4	1.5	3.4	2.6	1.3	2.3	0.1

CAREER STATS

		Field Goals		3-Point		F-Throws		Rebounds				Scoring								
SEASON	TEAM	GP-GS	MIN/AVG	FG-FGA	FG%	3FG-3FGA	3FG%	FT-FTA	FT%	OFF	DEF	TOT	AVG	PF-FO	A	TO	BLK	STL	PTS	AVG
2021-22	OM	14-10	362/25.9	57-153	.373	11-51	.216	52-69	.754	4	17	21	1.5	25-0	48	37	2	32	177	12.6
TOTAL		14-10	362/25.9	57-153	.373	11-51	.216	52-69	.754	4	17	21	1.5	25-0	48	37	2	32	177	12.6

3 nysier BROOKS

Philadelphia, Pa. • Advanced Prep International • Miami
Graduate Student • Center • 7-0 • 245



THE BROOKS FILE

BIRTHDAY	DEC. 5, 1996
MAJOR	HOSPITALITY MANAGEMENT
PARENTS	JOHN WALTER MITCHELL & MONIQUE BROOKS

CAREER HIGHS

Points: 21, vs. Boston College (03/05/21)
Rebounds: 16, vs. Mississippi St. (01/08/22)
Assists: 4, vs. Georgia Tech (02/20/21)
Steals: 3, 3x, last vs. Dayton (12/18/21)
Blocks: 5, 3x, last vs. Mississippi St. (01/08/22)
Field Goals: 8, 2x, last vs. Dayton (12/18/21)
Free Throws: 9, vs. MVSU (11/26/21)
Three Pointers: --

SEASON HIGHS

Points: 18, vs. South Carolina (02/15/22)
Rebounds: 16, vs. Mississippi St. (01/08/22)
Assists: 2, 7x, last at Auburn (02/23/22)
Steals: 3 vs. Dayton (12/18/21)
Blocks: 5, vs. Mississippi St. (01/08/22)
Field Goals: 8, vs. Dayton (12/18/21)
Free Throws: 9, vs. MVSU (11/26/21)
Three Pointers: --

SEASON SUPERLATIVES

Double-Figure Points: 17
Double-Figure Rebounds: 6
Double-Doubles: 3
5+ Rebounds: 27
5+ Assists: --
Led Team in Points: 4
Led Team in Rebounds: 18
Led Team in Assists: 1

BIO

PRIOR TO OLE MISS

- 130 games at the Division I level at Miami and Cincinnati
- 62 starts, 653 points, 511 rebounds and 119 blocks, shot .522
- 103 games, three NCAA Tournaments at Cincinnati
- Shot .524 at Cincy
- Made the Dean's List in two of three years at Cincy

REDSHIRT SENIOR (2020-21, AT MIAMI)

- Bachelor's degree in criminology with a minor in sociology
- One of two to play all 27 games, second on team with 25 starts
- 7.4 PPG, 5.8 RPG and 1.0 BPG
- Led team in rebounding, blocks and shooting (.517)
- 9th ACC in offensive boards (2.4/game), 13th in blocks (1.0/game)

SENIOR (2019-20, AT MIAMI)

- Sat out due to NCAA transfer rules

JUNIOR (2018-19, AT CINCINNATI)

- Started all 35 games
- 8.1 PPG, 6.3 RPG, 1.5 BPG, 22.9 MPG
- 3rd AAC blocks (1.5), 4th offensive boards (2.7), 11th rebounds (6.3)
- Three double-doubles

SOPHOMORE (2017-18, AT CINCINNATI)

- Started two of 35 games played
- 2.6 PPG, 2.3 RPG, 0.6 BPG, 9.7 MPG

FRESHMAN (2016-17, AT CINCINNATI)

- Played in 33 games as a reserve
- 2.4 PPG, 1.6 RPG, 0.7 BPG, 8.5 MPG
- Legion of Excellence Award for highest GPA (3.5) on team

HIGH SCHOOL

- Three-star prospect by 247Sports, ESPN, Rivals
- No. 207 nationally by 247Sports (No. 213 composite)
- 8.0 PPG, 8.0 RPG, 2.0 BPG in lone year at Advanced Prep International (API) in Dallas, helping team go 34-7 and win league title

PERSONAL

- Born December 5, 1996
- Son of John Walter Mitchell and Monique Brooks
- Has 10 siblings (two older sisters, three younger sisters and five younger brothers)
- Enjoys cooking in his free time and has an Instagram account dedicated to his craft (@7ftchet)
- Working towards his master's degree hospitality management

SEASON GAME-BY-GAME

Opponent	Date	GS	MIN	Total		3-Pointers		Free throws		Rebounds				PF	A	TO	BLK	STL	PTS	AVG	
				FG-FGA	PCT	3FG-3FGA	PCT	FT-FTA	PCT	OFF	DEF	TOT	AVG								
New Orleans	11/09/2021	*	23:26	5-7	.714	0-0	.000	1-2	.500	0	4	4	4.0	2	1	0	1	0	11	11.0	
Charleston So.	11/12/2021	*	18:11	1-2	.500	0-0	.000	0-0	.000	1	6	7	5.5	4	0	0	0	0	2	6.5	
vs Marquette	11/18/2021	*	26:41	6-7	.857	0-0	.000	1-3	.333	3	4	7	6.0	3	2	1	0	1	13	8.7	
vs Elon	11/19/2021	*	16:45	3-5	.600	0-0	.000	0-0	.000	2	4	6	6.0	3	0	4	0	0	6	8.0	
vs Boise St.	11/21/2021	*	18:09	3-9	.333	0-0	.000	0-0	.000	0	6	6	6.0	5	0	2	0	1	6	7.6	
Mississippi Val.	11/26/2021	*	30:07	3-8	.375	0-1	.000	9-10	.900	5	5	10	6.7	2	1	0	1	2	15	8.8	
Rider	11/30/2021	*	24:47	1-2	.500	0-0	.000	1-4	.250	5	10	15	7.9	3	2	2	3	0	3	8.0	
Memphis	12/04/2021	*	34:32	1-2	.500	0-0	.000	3-5	.600	2	4	6	7.6	3	0	3	3	0	5	7.6	
vs Western Ky.	12/11/2021	*	25:40	4-7	.571	0-0	.000	2-2	1.000	1	5	6	7.4	0	1	1	0	2	10	7.9	
Middle Tenn.	12/15/2021	*	21:36	5-6	.833	0-0	.000	2-2	1.000	3	5	8	7.5	3	1	1	1	0	12	8.3	
Dayton	12/18/2021	*	36:45	8-12	.667	0-0	.000	0-1	.000	4	7	11	7.8	3	0	1	1	3	16	9.0	
Samford	12/21/2021	*	33:58	3-3	1.000	0-0	.000	2-3	.667	5	2	7	7.8	4	1	1	1	1	8	8.9	
at Tennessee	01/05/2022	*	36:28	3-6	.500	0-0	.000	0-0	.000	1	9	10	7.9	2	2	1	1	2	6	8.7	
Mississippi St.	01/08/2022	*	34:34	7-14	.500	0-0	.000	1-2	.500	8	8	16	8.5	3	0	3	5	1	15	9.1	
at Texas A&M	01/11/2022	*	35:51	4-7	.571	0-1	.000	1-2	.500	1	4	5	8.3	1	1	2	2	2	9	9.1	
Auburn	01/15/2022	*	35:18	6-9	.667	0-0	.000	2-2	1.000	4	4	8	8.3	3	1	4	1	0	14	9.4	
Missouri	01/18/2022	*	25:59	3-7	.429	0-0	.000	2-2	1.000	7	3	10	8.4	1	2	4	1	0	8	9.4	
at Mississippi Sp.	01/22/2022	*	34:01	5-5	1.000	0-0	.000	2-2	1.000	0	3	3	8.1	1	2	3	2	2	12	9.5	
Florida	01/24/2022	*	32:04	5-6	.833	0-0	.000	1-2	.500	3	4	7	8.0	2	1	1	1	2	11	9.6	
Arkansas	01/26/2022	*	30:00	5-10	.500	0-0	.000	0-0	.000	4	2	6	7.9	1	0	2	0	0	10	9.6	
Kansas St.	01/29/2022	*	28:42	2-5	.400	0-1	.000	2-2	1.000	2	7	9	8.0	2	0	3	1	0	6	9.4	
at LSU	02/01/2022	*	33:17	2-4	.500	0-0	.000	6-10	.600	4	4	8	8.0	3	1	2	1	1	10	9.5	
at Florida	02/05/2022	*	38:40	5-10	.500	0-1	.000	1-4	.250	3	6	9	8.0	4	2	1	2	0	11	9.5	
Alabama	02/09/2022	*	26:38	5-9	.556	0-0	.000	0-1	.000	2	5	7	8.0	3	0	2	1	0	10	9.5	
at Missouri	02/12/2022	*	28:47	3-6	.500	0-0	.000	1-2	.500	2	4	6	7.9	1	0	0	2	2	7	9.4	
South Carolina	02/15/2022	*	36:58	7-12	.583	0-0	.000	4-6	.667	3	2	5	7.8	2	0	1	1	0	18	9.8	
at Georgia	02/19/2022	*	27:14	3-5	.600	0-0	.000	4-4	1.000	2	4	6	7.7	3	0	1	4	2	10	9.8	
at Auburn	02/23/2022	*	33:38	4-8	.500	0-0	.000	3-4	.750	1	6	7	7.7	5	2	2	1	2	11	9.8	
Texas A&M	02/26/2022	*	21:12	4-5	.800	0-0	.000	0-0	.000	3	4	7	7.7	2	0	2	2	0	8	9.8	
Totals			29	849:58	116-198	.586	0-4	.000	51-77	.662	81	141	222	7.7	74	23	50	39	26	283	9.8

Player Averages

Games Played	Minutes/game	Points/game	FG Pct	3FG Pct	FT Pct	Rebounds/game	Assists/game	Turnovers/game	Assist/Turnover ratio	Steals/game	Blocks/game
29	29.3	9.8	58.6	0.0	66.2	7.7	0.8	1.7	0.5	0.9	1.3


CAREER STATS

SEASON	TEAM	GP-GS	MIN/AVG	Field Goals		3-Point		F-Throws		Rebounds				Scoring						
				FG-FGA	FG%	3FG-3FGA	3FG%	FT-FTA	FT%	OFF	DEF	TOT	AVG	PF-FO	A	TO	BLK	STL	PTS	AVG
2016-17	UC	33-0	279/8.5	28-53	.528	0-0	.000	23-40	.575	20	33	53	1.6	55-1	2	19	22	4	79	2.4
2017-18	UC	35-2	340/9.7	38-77	.494	0-0	.000	16-29	.552	32	49	81	2.3	54-0	8	22	20	12	92	2.6
2018-19	UC	35-35	801/22.9	99-185	.535	0-0	.000	84-133	.632	94	127	221	6.3	114-4	14	31	51	13	282	8.1
2020-21	Miami	27-25	742/27.5	75-145	.517	0-5	.000	50-78	.641	64	92	156	5.8	60-1	21	37	26	17	200	7.4
2021-22	OM	29-29	850/29.3	116-198	.586	0-4	.000	51-77	.662	81	141	222	7.7	74-2	23	50	39	26	283	9.8
TOTAL FOR OM		29-29	850/29.3	116-198	.586	0-4	.000	51-77	.662	81	141	222	7.7	74-2	23	50	39	26	283	9.8
TOTAL		159-91	3012/18.9	356-658	.541	0-9	.000	224-357	.627	291	442	733	4.6	357-8	68	159	158	72	936	5.9

4

jaemyn BRAKEFIELD

Jackson, Miss. • Huntington Prep • Duke
Sophomore • Forward • 6-8 • 220



THE BRAKEFIELD FILE	
BIRTHDAY	DEC. 19, 2000
MAJOR	GENERAL BUSINESS
PARENTS	PAMELA ROOT & JAMES BRAKEFIELD
CAREER HIGHS	

Points: 19, at Georgia (02/19/22)
Rebounds: 8, 3x, last at Tennessee (01/05/22)
Assists: 5, vs. Auburn (01/15/22)
Steals: 3, 3x, last vs. Samford (12/21/21)
Blocks: 4, vs. Virginia (02/20/21)
Field Goals: 7, at Georgia (02/19/22)
Free Throws: 5, vs. Elon (11/19/21)
Three Pointers: 4, 2x, at Georgia (02/19/22)

SEASON HIGHS

Points: 19, at Georgia (02/19/22)
Rebounds: 8, 3x, last at Tennessee (01/05/22)
Assists: 5, vs. Auburn (01/15/22)
Steals: 3, 2x, last vs. Samford (12/21/21)
Blocks: 2, vs. Charleston So. (11/12/21)
Field Goals: 7, at Georgia (02/19/22)
Free Throws: 5, vs. Elon (11/19/21)
Three Pointers: 4, at Georgia (02/19/22)

SEASON SUPERLATIVES

Double-Figure Points: 9
Double-Figure Rebounds: --
Double-Doubles: --
5+ Rebounds: 11
5+ Assists: 1
Led Team in Points: 1
Led Team in Rebounds: 1
Led Team in Assists: 1

BIO

FRESHMAN (2020-21, AT DUKE)

- Played in 22 of 24 games
- 3.5 PPG, 2.5 RPG, .408 FG, .314 3PT, .417 FT
- 11 points, four rebounds off bench against No. 8 Michigan State in Champions Classic
- Versus Bellarmine, became first freshman in Cameron Indoor history to go a perfect 4-for-4 from beyond the arc and only the third Duke freshman to do it in any game
- All-ACC Academic Team

HIGH SCHOOL

- Five-star power forward
- ESPN No. 29 nationally

- ESPN No. 4 power forward nationally
- ESPN No. 1 prospect in Mississippi
- Three-time West Virginia Gatorade Player of the Year as a sophomore, junior and senior, becoming the first player to win the honor three times in the award's history
- 19.2 PPG, 8.3 RPG, 3.0 APG as a senior
- 2020 Jordan Brand Classic

PERSONAL

- Born December 19, 2000
- Son of Pamela Root and James Brakefield
- Six siblings
- General business major

SEASON GAME-BY-GAME

Opponent	Date	GS	MIN	Total		3-Pointers		Free throws		Rebounds				PF	A	TO	BLK	STL	PTS	AVG	
				FG-FGA	PCT	3FG-3FGA	PCT	FT-FTA	PCT	OFF	DEF	TOT	AVG								
New Orleans	11/09/2021		16:57	4-7	.571	1-3	.333	1-2	.500	0	3	3	3.0	0	2	2	0	0	10	10.0	
Charleston So.	11/12/2021	*	25:12	4-9	.444	0-3	.000	0-1	.000	3	5	8	5.3	3	0	3	2	0	8	9.0	
vs Marquette	11/18/2021	*	26:54	5-9	.556	1-1	1.000	0-1	.000	2	3	5	5.3	0	2	3	0	0	11	9.7	
vs Elon	11/19/2021	*	23:09	4-8	.500	3-4	.750	5-6	.833	1	3	4	5.0	3	0	1	1	0	16	11.3	
vs Boise St.	11/21/2021	*	25:51	3-7	.429	0-1	.000	2-2	1.000	0	3	3	4.6	2	0	1	1	1	8	10.6	
Mississippi Val.	11/26/2021		17:04	3-7	.429	1-3	.333	1-1	1.000	0	3	3	4.3	1	0	1	0	2	8	10.2	
Rider	11/30/2021		28:14	2-7	.286	2-5	.400	2-2	1.000	3	5	8	4.9	0	0	1	0	0	8	9.9	
Memphis	12/04/2021		15:18	2-5	.400	1-2	.500	2-2	1.000	0	0	4	3	5	1	1	0	1	7	9.5	
vs Western Ky.	12/11/2021	*	19:11	0-5	.000	0-2	.000	0-0	.000	0	3	3	4.1	0	0	2	1	1	0	8.4	
Middle Tenn.	12/15/2021	*	29:46	3-6	.500	3-4	.750	1-2	.500	0	6	6	4.3	1	0	2	0	0	10	8.6	
Dayton	12/18/2021	*	27:27	4-6	.667	1-3	.333	0-0	.000	1	2	3	4.2	4	0	3	0	3	9	8.6	
Samford	12/21/2021	*	32:03	5-11	.455	1-4	.250	0-0	.000	2	3	5	4.3	1	0	1	0	3	11	8.8	
at Tennessee	01/05/2022	*	33:47	3-5	.600	1-1	1.000	1-2	.500	2	6	8	4.5	0	0	5	0	2	8	8.8	
Mississippi St.	01/08/2022	*	32:51	6-9	.667	2-5	.400	1-2	.500	0	4	4	4.5	2	0	2	1	0	15	9.2	
at Texas A&M	01/11/2022	*	33:56	2-6	.333	1-5	.200	4-4	1.000	0	4	4	4.5	2	0	1	0	1	9	9.2	
Auburn	01/15/2022	*	26:35	4-9	.444	0-1	.000	2-2	1.000	3	2	5	4.5	2	5	2	0	0	10	9.3	
Missouri	01/18/2022	*	26:11	1-5	.200	1-4	.250	0-0	.000	0	1	1	4.3	1	1	2	0	0	3	8.9	
at Mississippi St.	01/22/2022	*	33:59	5-7	.714	1-3	.333	2-3	.667	1	1	2	4.2	0	2	0	1	0	13	9.1	
Florida	01/24/2022	*	26:37	1-1	1.000	0-0	.000	0-0	.000	0	5	5	4.2	3	1	2	0	0	2	8.7	
Arkansas	01/26/2022	*	26:58	2-6	.333	1-2	.500	0-0	.000	0	3	3	4.2	0	2	0	2	2	5	8.6	
Kansas St.	01/29/2022		25:31	2-3	.667	1-2	.500	3-4	.750	0	6	6	4.2	0	1	0	0	0	8	8.5	
at LSU	02/01/2022	*	31:41	2-4	.500	1-3	.333	3-4	.750	1	1	2	4.1	0	0	3	0	1	8	8.5	
at Florida	02/05/2022	*	15:38	0-3	.000	0-2	.000	0-0	.000	2	2	4	4.1	2	0	2	0	0	0	8.1	
Alabama	02/09/2022		21:47	4-7	.571	0-2	.000	0-0	.000	0	4	4	4.1	0	0	3	0	0	8	8.1	
at Missouri	02/12/2022	*	16:30	3-5	.600	0-2	.000	1-2	.500	0	0	0	4.0	0	1	0	0	0	7	8.1	
South Carolina	02/15/2022	*	14:13	1-1	1.000	1-1	1.000	0-0	.000	0	0	0	3.8	2	0	1	0	1	3	7.9	
at Georgia	02/19/2022	*	30:54	7-8	.875	4-5	.800	1-2	.500	0	4	4	3.8	3	2	2	0	1	19	8.3	
at Auburn	02/23/2022	*	18:04	1-8	.125	1-4	.250	0-0	.000	2	4	6	3.9	1	1	1	0	1	3	8.1	
Texas A&M	02/26/2022		19:23	2-5	.400	2-4	.500	1-2	.500	1	4	5	3.9	0	1	0	0	0	7	8.1	
Totals			22	721:42	85-179	.475	31-81	.383	33-46	.717	24	90	114	3.9	40	20	49	7	20	234	8.1

Player Averages

Games Played	Minutes/game	Points/game	FG Pct	3FG Pct	FT Pct	Rebounds/game	Assists/game	Turnovers/game	Assist/Turnover ratio	Steals/game	Blocks/game
29	24.9	8.1	47.5	38.3	71.7	3.9	0.7	1.7	0.4	0.7	0.2

CAREER STATS


SEASON	TEAM	GP-GS	MIN/AVG	Field Goals		3-Point		F-Throws		Rebounds				Scoring						
				FG-FGA	FG%	3FG-3FGA	3FG%	FT-FTA	FT%	OFF	DEF	TOT	AVG	PF-FO	A	TO	BLK	STL	PTS	AVG
2020-21	Duke	22-2	273/12.4	31-76	.408	11-35	.314	5-12	.417	15	41	56	2.5	27-0	10	10	9	8	78	3.5
2021-22	OM	29-22	722/24.9	85-179	.475	31-81	.383	33-46	.717	24	90	114	3.9	40-1	20	49	7	20	234	8.1
TOTAL FOR OM		29-22	722/24.9	85-179	.475	31-81	.383	33-46	.717	24	90	114	3.9	40-1	20	49	7	20	234	8.1
TOTAL		51-24	995/19.5	116-255	.455	42-116	.362	38-58	.655	39	131	170	3.3	67-1	30	59	16	28	312	6.1


5

james WHITE

Conyers, Ga. • Heritage

Freshman • Guard • 6-5 • 190





BIO

HIGH SCHOOL

- No. 135 nationally, No. 9 player in Georgia
- Two-time First-Team All-State
- 2021 Region 3 6A Player of the Year
- Scored 1,412 points in two varsity seasons
- 27.5 PPG, 8.2 RPG, 3.0 APG as a senior
- Ranked among state's top five scorers as a junior with 724 points (24.1 PPG)

PERSONAL

- Born July 12, 2003
- Son of James and Nicole White
- Has two siblings, Jared and Jada
- Freshman studies major

THE WHITE FILE

BIRTHDAY	JULY 12, 2003
MAJOR	FRESHMAN STUDIES
PARENTS	JAMES AND NICOLE WHITE

CAREER HIGHS

Points: 6, 2x, last at Auburn (02/23/22)
 Rebounds: 3, at Georgia (02/19/22)
 Assists: 2, vs. Alabama (02/09/22)
 Steals: 1, at Auburn (02/23/22)
 Blocks: 1, at Auburn (02/23/22)
 Field Goals: 3, vs. Charleston So. (11/12/21)
 Free Throws: 2 vs. Alabama (02/09/22)
 Three Pointers: 1, at Auburn (02/23/22)

SEASON HIGHS

Points: 6, 2x, last at Auburn (02/23/22)
 Rebounds: 3, at Georgia (02/19/22)
 Assists: 2, vs. Alabama (02/09/22)
 Steals: 1, at Auburn (02/23/22)
 Blocks: 1, at Auburn (02/23/22)
 Field Goals: 3, vs. Charleston So. (11/12/21)
 Free Throws: 2 vs. Alabama (02/09/22)
 Three Pointers: 1, at Auburn (02/23/22)

SEASON SUPERLATIVES

Double-Figure Points: --
 Double-Figure Rebounds: --
 Double-Doubles: --
 5+ Rebounds: --
 5+ Assists: --
 Led Team in Points: --
 Led Team in Rebounds: --
 Led Team in Assists: --

SEASON GAME-BY-GAME

Opponent	Date	GS	MIN	Total		3-Pointers		Free throws		Rebounds				PF	A	BLK	STL	PTS	AVG	
				FG-FGA	PCT	3FG-3FGA	PCT	FT-FTA	PCT	OFF	DEF	TOT	AVG							
New Orleans	11/09/2021		03:53	0-1	.000	0-0	.000	0-0	.000	0	1	1	1.0	0	0	0	0	0	0.0	
Charleston So.	11/12/2021		07:43	3-5	.600	0-1	.000	0-0	.000	0	1	1	1.0	0	0	0	0	6	3.0	
vs Elon	11/19/2021		05:20	1-2	.500	0-0	.000	0-0	.000	0	1	1	1.0	2	0	0	0	2	2.7	
Mississippi Val.	11/26/2021		01:43	0-0	.000	0-0	.000	0-0	.000	0	0	0	0.8	1	0	0	0	0	2.0	
Rider	11/30/2021		03:04	0-0	.000	0-0	.000	0-0	.000	0	0	0	0.6	1	0	1	0	0	1.6	
vs Western Ky.	12/11/2021		06:02	0-3	.000	0-2	.000	0-0	.000	0	0	0	0.5	0	1	0	0	0	1.3	
at Tennessee	01/05/2022		03:54	0-2	.000	0-0	.000	0-0	.000	0	0	0	0.4	0	0	0	0	0	1.1	
at Texas A&M	01/11/2022		05:33	0-0	.000	0-0	.000	0-0	.000	0	0	0	0.4	0	0	0	0	0	1.0	
Missouri	01/18/2022		10:20	1-3	.333	0-0	.000	0-0	.000	0	1	1	0.4	2	0	0	0	2	1.1	
Arkansas	01/26/2022		02:01	0-2	.000	0-1	.000	0-0	.000	1	0	1	0.5	1	0	0	0	0	1.0	
Alabama	02/09/2022		04:41	0-0	.000	0-0	.000	2-3	.667	0	2	2	0.6	0	2	0	0	2	1.1	
at Missouri	02/12/2022		06:24	1-2	.500	0-1	.000	0-2	.000	0	0	0	0.6	2	0	0	0	2	1.2	
South Carolina	02/15/2022		03:35	0-0	.000	0-0	.000	0-0	.000	0	0	0	0.5	0	1	0	0	0	1.1	
at Georgia	02/19/2022		13:14	2-4	.500	0-0	.000	0-0	.000	0	3	3	0.7	1	0	1	0	4	1.3	
at Auburn	02/23/2022		17:06	2-5	.400	1-2	.500	1-3	.333	0	2	2	0.8	0	0	1	1	6	1.6	
Texas A&M	02/26/2022	*	11:12	1-2	.500	0-0	.000	0-1	.000	0	0	0	0.8	0	1	0	0	2	1.6	
Totals			1 105:45	11-31	.355	1-7	.143	3-9	.333	1	11	12	0.8	10	4	3	1	1	26	1.6

Player Averages

Games Played	Minutes/game	Points/game	FG Pct	3FG Pct	FT Pct	Rebounds/game	Assists/game	Turnovers/game	Assist/Turnover ratio	Steals/game	Blocks/game
16	6.6	1.6	35.5	14.3	33.3	0.8	0.3	0.2	1.3	0.1	0.1

CAREER STATS


SEASON	TEAM	GP-GS	MIN/AVG	Field Goals		3-Point		F-Throws		Rebounds				Scoring						
				FG-FGA	FG%	3FG-3FGA	3FG%	FT-FTA	FT%	OFF	DEF	TOT	AVG	PF-FO	A	TO	BLK	STL	PTS	AVG
2021-22	OM	16-1	106/6.6	11-31	.355	1-7	.143	3-9	.333	1	11	12	0.8	10-0	4	3	1	1	26	1.6
TOTAL		16-1	106/6.6	11-31	.355	1-7	.143	3-9	.333	1	11	12	0.8	10-0	4	3	1	1	26	1.6

10

grant SLATTEN

Sparta, Tenn. • White County

Freshman • Guard • 6-5 • 190



BIO

HIGH SCHOOL

- No. 6 prospect in Tennessee
- Runner-up for 2021 Mr. Basketball in Tennessee (Class 3A)
- 2021 6AAA Player of the Year
- All-time leading scorer in White County history with 2,765 points
- Five 40-point games and 30 games with 30 or more
- School record 59 points in a game as a senior
- Three-time All-State
- Four-time 3AAA All-Region and 6AAA All-District

PERSONAL

- Born May 27, 2002
- Son of Bruce and Beth Slatten
- Has one sibling, Will
- Biological science major

THE SLATTEN FILE	
BIRTHDAY	MAY 27, 2002
MAJOR	BIOLOGICAL SCIENCE
PARENTS	BRUCE AND BETH SLATTEN
CAREER HIGHS	

Points: 4, vs. Missouri (01/18/22)
 Rebounds: 1, 2x last vs. Texas A&M (02/26/22)
 Assists: 1, 2x, last vs. Missouri (01/18/22)
 Steals: 1, 2x, last vs. Missouri (01/18/22)
 Blocks: --
 Field Goals: 2, vs. Missouri (01/18/22)
 Free Throws: --
 Three Pointers: --

SEASON HIGHS

Points: 4, vs. Missouri (01/18/22)
 Rebounds: 1, 2x last vs. Texas A&M (02/26/22)
 Assists: 1, 2x, last vs. Missouri (01/18/22)
 Steals: 1, 2x, last vs. Missouri (01/18/22)
 Blocks: --
 Field Goals: 2, vs. Missouri (01/18/22)
 Free Throws: --
 Three Pointers: --

SEASON SUPERLATIVES

Double-Figure Points: --
 Double-Figure Rebounds: --
 Double-Doubles: --
 5+ Rebounds: --
 5+ Assists: --
 Led Team in Points: --
 Led Team in Rebounds: --
 Led Team in Assists: --

SEASON GAME-BY-GAME

Opponent	Date	GS	MIN	Total		3-Pointers		Free throws		Rebounds				PF	A	TO	BLK	STL	PTS	AVG
				FG-FGA	PCT	3FG-3FGA	PCT	FT-FTA	PCT	OFF	DEF	TOT	AVG							
New Orleans	11/09/2021		01:32	0-0	.000	0-0	.000	0-0	.000	0	1	1	1.0	0	0	1	0	0	0	0.0
vs Elon	11/19/2021		00:24	0-0	.000	0-0	.000	0-0	.000	0	0	0	0.5	0	0	0	0	0	0	0.0
Rider	11/30/2021		02:21	0-1	.000	0-1	.000	0-0	.000	0	0	0	0.3	0	0	0	0	0	0	0.0
vs Western Ky.	12/11/2021		01:23	0-0	.000	0-0	.000	0-0	.000	0	0	0	0.3	0	0	0	1	0	0.0	
Missouri	01/18/2022		07:37	2-2	1.000	0-0	.000	0-1	.000	0	0	0	0.2	1	1	2	0	1	4	0.8
Texas A&M	02/26/2022		01:04	0-2	.000	0-0	.000	0-0	.000	1	0	1	0.3	0	0	0	0	0	0	0.7
Totals		0	14:21	2-5	.400	0-1	.000	0-1	.000	1	1	2	0.3	1	1	3	0	2	4	0.7

Player Averages

Games Played	Minutes/ game	Points/ game	FG Pct	3FG Pct	FT Pct	Rebounds/ game	Assists/ game	Turnovers/ game	Assist/Turnover ratio	Steals/ game	Blocks/ game
6	2.4	0.7	40.0	0.0	0.0	0.3	0.2	0.5	0.3	0.3	0.0

CAREER STATS

		Field Goals		3-Point		F-Throws		Rebounds				Scoring								
SEASON	TEAM	GP-GS	MIN/AVG	FG-FGA	FG%	3FG-3FGA	3FG%	FT-FTA	FT%	OFF	DEF	TOT	AVG	PF-FO	A	TO	BLK	STL	PTS	AVG
2021-22	OM	6-0	14/2.4	2-5	.400	0-1	.000	0-1	.000	1	1	2	0.3	1-0	1	3	0	2	4	0.7
TOTAL		6-0	14/2.4	2-5	.400	0-1	.000	0-1	.000	1	1	2	0.3	1-0	1	3	0	2	4	0.7

11 matthew
MURRELL

Memphis, Tenn. • IMG Academy

Sophomore • Guard • 6-4 • 200



THE MURRELL FILE	
BIRTHDAY	DEC. 19, 2001
MAJOR	EXERCISE SCIENCE
PARENTS	CARL MURRELL & GLADYS ROBINSON
CAREER HIGHS	

Points: 31, vs. Mississippi St. (01/08/22)
 Rebounds: 7, vs. LA Tech (03/19/21)
 Assists: 4, vs. Elon (11/19/21)
 Steals: 3, vs. LSU (01/09/21)
 Blocks: 2, 2x, last vs. LA Tech (03/19/21)
 Field Goals: 10, vs. Mississippi St. (01/08/22)
 Free Throws: 8, vs. South Carolina (02/15/22)
 Three Pointers: 5, vs. Mississippi St. (01/08/22)

BIO

FRESHMAN (2020-21)

- One of four Rebels to play all 28 games (3 starts)
- 4.2 PPG, 2.0 RPG, .323 FG, .311 3PT, .556 FT
- Career-high 13 points in win over UT Martin
- Named to the SEC First-Year Academic Honor Roll

- Led Whitehaven to Region-16 AAA title and an appearance in the Class AAA semifinals in 2019
- 2019 UAA Defensive Player of the Year

HIGH SCHOOL

- Four-star guard by 247Sports, ESPN and Rivals
- ESPN and 247Sports No. 39 player nationally
- No. 2 prospect out of Tennessee
- Highest ranked recruit under Kermit Davis
- Spent final season at IMG Academy in Bradenton, Florida
- Played his first three high school seasons at Whitehaven High School in Memphis
- 20.1 PPG, 4.0 RPG, 3.2 APG as a junior
- First-Team All-Metro

PERSONAL

- Born Dec. 19, 2001
- Son of Carl Murrell and Gladys Robinson
- Three brothers, Carl Jr., Cameron and Joshua
- Older brother Carl attended Ole Miss
- Full name is Matthew Everett Murrell
- Exercise science major

SEASON HIGHS

Points: 31, vs. Mississippi St. (01/08/22)
 Rebounds: 8, vs. Auburn (01/15/22)
 Assists: 4, vs. Elon (11/19/21)
 Steals: 2, 6x, last vs. Alabama (02/09/22)
 Blocks: 1, 4x, last vs. S. Carolina (02/15/22)
 Field Goals: 10, vs. Mississippi St. (01/08/22)
 Free Throws: 8, vs. South Carolina (02/15/22)
 Three Pointers: 5, vs. Mississippi St. (01/08/22)

SEASON SUPERLATIVES

Double-Figure Points: 15
 Double-Figure Rebounds: --
 Double-Doubles: --
 5+ Rebounds: 5
 5+ Assists: --
 Led Team in Points: 7
 Led Team in Rebounds: 2
 Led Team in Assists: 4

SEASON GAME-BY-GAME

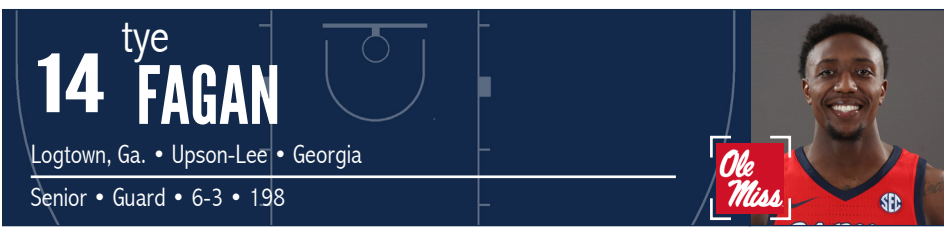
Opponent	Date	GS	MIN	Total		3-Pointers		Free throws		Rebounds				PF	A	TO	BLK	STL	PTS	AVG	
				FG-FGA	PCT	3FG-3FGA	PCT	FT-FTA	PCT	OFF	DEF	TOT	AVG								
New Orleans	11/09/2021		14:49	2-5	.400	1-3	.333	0-0	.000	0	2	2	2.0	1	2	0	0	1	5	5.0	
Charleston So.	11/12/2021		24:03	4-8	.500	1-2	.500	2-2	1.000	1	2	3	2.5	2	1	1	0	0	11	8.0	
vs Marquette	11/18/2021		20:37	1-3	.333	0-1	.000	0-0	.000	0	3	3	2.7	1	1	0	0	2	6.0		
vs Elon	11/19/2021	*	24:12	1-3	.333	0-1	.000	5-6	.833	0	3	3	2.8	2	4	1	0	1	7	6.3	
vs Boise St.	11/21/2021	*	20:53	3-8	.375	0-2	.000	0-0	.000	2	2	4	3.0	3	1	1	1	6	6.2		
Mississippi Val.	11/26/2021		09:35	0-2	.000	0-1	.000	0-2	.000	0	0	0	2.5	1	0	0	0	0	5.2		
Rider	11/30/2021		23:28	4-8	.500	3-6	.500	3-4	.750	0	1	1	2.3	0	0	1	0	2	14	6.4	
Memphis	12/04/2021		31:58	4-12	.333	4-9	.444	7-9	.778	0	3	3	2.4	3	2	2	0	0	19	8.0	
vs Western Ky.	12/11/2021		25:12	1-6	.167	1-4	.250	3-5	.600	1	1	2	2.3	1	2	2	0	0	6	7.8	
Middle Tenn.	12/15/2021	*	24:37	1-7	.143	0-3	.000	0-0	.000	0	4	4	2.5	1	2	1	0	0	2	7.2	
Dayton	12/18/2021	*	31:03	2-5	.400	2-5	.400	2-2	1.000	0	3	3	2.5	2	3	2	1	1	8	7.3	
Samford	12/21/2021	*	14:56	1-6	.167	1-5	.200	2-2	1.000	0	1	1	2.4	1	0	1	0	1	5	7.1	
at Tennessee	01/05/2022	*	33:57	6-9	.667	4-6	.667	1-3	.333	0	1	1	2.3	1	1	2	0	0	17	7.8	
Mississippi St.	01/08/2022	*	37:30	10-11	.909	5-5	1.000	6-6	1.000	0	4	4	2.4	0	2	0	0	2	31	9.5	
at Texas A&M	01/11/2022	*	26:57	4-8	.500	2-4	.500	1-2	.500	1	2	3	2.5	1	1	2	0	2	11	9.6	
Auburn	01/15/2022	*	38:02	3-10	.300	3-8	.375	4-4	1.000	1	7	8	2.8	0	2	1	0	0	13	9.8	
Missouri	01/18/2022	*	31:25	2-10	.200	1-5	.200	1-2	.500	0	0	0	2.6	2	3	3	0	1	6	9.6	
at Mississippi St.	01/22/2022	*	36:27	5-11	.455	2-5	.400	2-3	.667	0	5	5	2.8	4	2	2	0	0	14	9.8	
Florida	01/24/2022	*	36:40	8-12	.667	3-6	.500	1-2	.500	0	1	1	2.7	3	3	2	0	2	20	10.4	
Arkansas	01/26/2022	*	38:55	5-13	.385	2-5	.400	2-2	1.000	2	4	6	2.9	0	3	1	0	2	14	10.6	
Kansas St.	01/29/2022	*	37:06	3-8	.375	1-4	.250	2-2	1.000	0	7	7	3.0	3	2	0	1	0	9	10.5	
at LSU	02/01/2022	*	36:34	3-10	.300	1-6	.167	2-2	1.000	0	2	2	3.0	2	1	3	0	1	9	10.4	
at Florida	02/05/2022	*	45:00	4-16	.250	4-10	.400	2-4	.500	0	2	2	3.0	2	2	0	0	1	14	10.6	
Alabama	02/09/2022	*	35:18	6-12	.500	3-7	.429	0-2	.000	1	3	4	3.0	2	2	0	0	2	15	10.8	
at Missouri	02/12/2022	*	33:55	6-11	.545	1-5	.200	2-2	1.000	0	2	2	3.0	1	0	2	0	1	15	10.9	
South Carolina	02/15/2022	*	42:55	4-14	.286	2-8	.250	8-8	1.000	2	3	5	3.0	1	3	2	1	1	18	11.2	
at Auburn	02/23/2022	*	13:41	3-6	.500	1-3	.333	0-0	.000	0	0	0	2.9	0	1	2	0	0	7	11.0	
Texas A&M	02/26/2022	*	28:13	6-10	.600	2-5	.400	6-8	.750	1	1	2	2.9	3	1	2	0	0	20	11.4	
Totals			21	817:58	102-244	.418	50-134	.373	64-84	.762	12	69	81	2.9	43	47	36	4	22	318	11.4

Player Averages

Games Played	Minutes/game	Points/game	FG Pct	3FG Pct	FT Pct	Rebounds/game	Assists/game	Turnovers/game	Assist/Turnover ratio	Steals/game	Blocks/game
28	29.2	11.4	41.8	37.3	76.2	2.9	1.7	1.3	1.3	0.8	0.1

CAREER STATS

SEASON	TEAM	GP-GS	MIN/AVG	Field Goals		3-Point		F-Throws		Rebounds				Scoring						
				FG-FGA	FG%	3FG-3FGA	3FG%	FT-FTA	FT%	OFF	DEF	TOT	AVG	PF-FO	A	TO	BLK	STL	PTS	AVG
2020-21	OM	28-3	483/17.2	42-130	.323	19-61	.311	15-27	.556	16	40	56	2.0	29-0	22	39	8	13	118	4.2
2021-22	OM	28-21	818/29.2	102-244	.418	50-134	.373	64-84	.762	12	69	81	2.9	43-0	47	36	4	22	318	11.4
TOTAL		56-24	1301/23.2	144-374	.385	69-195	.354	79-111	.712	28	109	137	2.4	72-0	69	75	12	35	436	7.8



BIO

PRIOR TO OLE MISS

- Spent three years at Georgia
- 89 games played
- 450 points, .564 FG

JUNIOR (2020-21, AT GEORGIA)

- Started 25 of 26 games
- 9.2 PPG, 4.3 RPG in 22.2 MPG; shot team-high .587 FG
- Second on team in blocks (8)
- Began season with career highs in points (21) and rebounds (10), his first career double-double against Florida A&M and won the first SEC Player of the Week honors of 2020-21
- Double-digits in 11 games
- Scored 19 points on 9-of-9 shooting vs. Ole Miss in Oxford
- 18 points, seven rebounds to help UGA upset LSU
- 16 points to help Georgia knock off Auburn

SOPHOMORE (2019-20, AT GEORGIA)

- One of five Bulldogs to play all 32 games
- 4.1 PPG, 1.7 RPG, .560 FG
- Three double-digit scoring games

FRESHMAN (2018-19, AT GEORGIA)

- Played in 31 of 32 games with a trio of starts at the Cayman Islands Classic
- .508 FG, perfect 10-of-10 from free throw line
- Led Bulldogs in assists twice, in steals twice and in blocks once

HIGH SCHOOL

- No. 10 prospect in Georgia, nation's No. 18 combo guard
- No. 205 overall nationally by 247Sports
- Two-time Class 4A State Player of the Year as a junior and senior after leading the Knights to back-to-back state titles and undefeated seasons
- 2018 Second Team All-Georgia by USA Today
- School record 2,038 points for Upson-Lee
- Helped Upson-Lee go a combined 63-0 during his junior and senior campaigns, the third-longest winning streak in boys' basketball history for Georgia high schools
- 25.0 PPG, 7.3 RPG, 4.6 APG, 2.4 SPG as a senior

PERSONAL

- Born September 12, 1999
- Son of Kendra Fagan
- Multi-disciplinary studies major

THE BROOKS FILE	
BIRTHDAY	SEPTEMBER 12, 1999
MAJOR	MULTI-DISCIPLINARY STUDIES
PARENTS	KENDRA FAGAN
CAREER HIGHS	

Points: 23, at Tennessee (01/05/22)
Rebounds: 10, 2x, last vs. Rider (11/30/21)
Assists: 8, vs. Texas A&M (02/26/22)
Steals: 4, at Georgia (02/19/22)
Blocks: 2, 4x, last vs. Texas A&M (02/26/22)
Field Goals: 9, 2x, last at Ole Miss (01/16/21)
Free Throws: 6, vs. Arkansas (01/26/22)
Three Pointers: 5, at Tennessee (01/05/22)

SEASON HIGHS

Points: 23, at Tennessee (01/05/22)
Rebounds: 10, vs. Rider (11/30/21)
Assists: 8, vs. Texas A&M (02/26/22)
Steals: 4, at Georgia (02/19/22)
Blocks: 2, vs. Texas A&M (02/26/22)
Field Goals: 8, 2x, last at Georgia (02/19/22)
Free Throws: 6, vs. Arkansas (01/26/22)
Three Pointers: 5, at Tennessee (01/05/22)

SEASON SUPERLATIVES

Double-Figure Points: 8
Double-Figure Rebounds: 1
Double-Doubles: --
5+ Rebounds: 8
5+ Assists: 4
Led Team in Points: 4
Led Team in Rebounds: --
Led Team in Assists: 5

SEASON GAME-BY-GAME

Opponent	Date	GS	MIN	Total		3-Pointers		Free throws		Rebounds			PF	A	TO	BLK	STL	PTS	AVG	
				FG-FGA	PCT	3FG-3FGA	PCT	FT-FTA	PCT	OFF	DEF	TOT								AVG
New Orleans	11/09/2021		16:27	4-5	.800	2-2	1.000	0-0	.000	0	0	0	0	2	2	0	1	10	10.0	
Charleston So.	11/12/2021		17:30	3-7	.429	2-3	.667	0-0	.000	0	3	3	1.5	2	3	0	0	8	9.0	
vs Marquette	11/18/2021		09:51	3-5	.600	1-2	.500	1-3	.333	0	1	1	1.3	4	1	1	1	8	8.7	
vs Elon	11/19/2021		27:55	5-7	.714	0-1	.000	1-3	.333	0	6	6	2.5	2	6	0	1	11	9.3	
vs Boise St.	11/21/2021		30:10	3-8	.375	0-1	.000	0-0	.000	1	4	5	3.0	0	4	5	0	6	8.6	
Mississippi Val.	11/26/2021	*	17:53	2-4	.500	0-1	.000	0-0	.000	2	2	4	3.2	0	1	1	0	4	7.8	
Rider	11/30/2021		22:28	4-8	.500	0-2	.000	1-2	.500	3	7	10	4.1	1	4	1	0	1	9	8.0
Memphis	12/04/2021		07:50	0-1	.000	0-1	.000	0-0	.000	0	4	4	4.1	2	0	1	0	0	7.0	
vs Western Ky.	12/11/2021		24:42	4-10	.400	1-5	.200	0-0	.000	3	2	5	4.2	1	2	0	0	9	7.2	
Middle Tenn.	12/15/2021		23:33	3-6	.500	0-1	.000	1-2	.500	1	4	5	4.3	0	1	1	0	7	7.2	
Dayton	12/18/2021		18:49	2-3	.667	0-1	.000	1-2	.500	0	4	4	4.3	0	2	3	0	5	7.0	
Samford	12/21/2021		11:15	1-3	.333	0-1	.000	0-0	.000	1	3	4	4.3	1	0	0	0	2	6.6	
at Tennessee	01/05/2022	*	34:42	8-11	.727	5-6	.833	2-2	1.000	1	1	2	4.1	0	3	5	0	1	23	7.8
Mississippi St.	01/08/2022	*	29:11	1-5	.200	1-2	.500	0-0	.000	0	6	6	4.2	2	5	1	0	0	3	7.5
at Texas A&M	01/11/2022	*	21:26	1-7	.143	0-4	.000	1-2	.500	0	3	3	4.1	0	0	1	0	3	7.2	
Auburn	01/15/2022		24:36	6-11	.545	2-3	.667	3-3	1.000	1	1	2	4.0	1	3	4	0	1	17	7.8
Missouri	01/18/2022		19:04	4-6	.667	1-2	.500	0-0	.000	2	1	3	3.9	0	0	0	0	9	7.9	
at Mississippi St.	01/22/2022	*	14:22	0-5	.000	0-2	.000	0-0	.000	0	0	0	3.7	1	0	3	0	0	7.4	
Florida	01/24/2022	*	16:19	0-3	.000	0-1	.000	0-0	.000	0	0	0	3.5	1	1	0	0	0	7.1	
Arkansas	01/26/2022		21:12	2-4	.500	0-1	.000	6-6	1.000	0	3	3	3.5	2	2	1	0	2	10	7.2
Kansas St.	01/29/2022	*	20:60	4-6	.667	0-1	.000	1-1	1.000	0	5	5	3.6	1	1	1	0	9	7.3	
at LSU	02/01/2022	*	24:58	3-6	.500	1-3	.333	2-2	1.000	0	1	1	3.5	2	1	2	0	0	9	7.4
at Florida	02/05/2022	*	33:20	5-9	.556	3-5	.600	2-2	1.000	1	4	5	3.5	1	1	9	1	2	15	7.7
Alabama	02/09/2022	*	23:50	1-7	.143	0-3	.000	2-4	.500	0	2	2	3.5	1	1	0	0	1	4	7.5
at Missouri	02/12/2022	*	12:45	1-3	.333	0-0	.000	0-0	.000	0	2	2	3.4	0	0	3	0	0	2	7.3
South Carolina	02/15/2022		19:40	1-3	.333	0-0	.000	0-0	.000	0	1	1	3.3	1	1	3	0	0	2	7.1
at Georgia	02/19/2022	*	38:06	8-17	.471	2-6	.333	2-2	1.000	1	1	2	3.3	0	5	1	0	4	20	7.6
at Auburn	02/23/2022		17:07	1-3	.333	0-1	.000	2-2	1.000	1	1	2	3.2	1	1	1	0	1	4	7.5
Texas A&M	02/26/2022		30:03	4-7	.571	2-4	.500	0-0	.000	1	2	3	3.2	0	8	1	2	2	10	7.6
Totals		12	630:04	84-180	.467	23-65	.354	28-38	.737	19	74	93	3.2	27	59	51	6	19	219	7.6

Player Averages

Games Played	Minutes/game	Points/game	FG Pct	3FG Pct	FT Pct	Rebounds/game	Assists/game	Turnovers/game	Assist/Turnover ratio	Steals/game	Blocks/game
29	21.7	7.6	46.7	35.4	73.7	3.2	2.0	1.8	1.2	0.7	0.2

CAREER STATS

SEASON	TEAM	GP-GS	MIN/AVG	Field Goals		3-Point		F-Throws		Rebounds				Scoring						
				FG-FGA	FG%	3FG-3FGA	3FG%	FT-FTA	FT%	OFF	DEF	TOT	AVG	PF-FO	A	TO	BLK	STL	PTS	AVG
2018-19	UGa	31-3	355/11.4	32-63	.508	4-12	.333	10-10	1.000	16	31	47	1.5	14-0	22	29	6	6	78	2.5
2019-20	UGa	32-0	370/11.6	56-100	.560	5-19	.263	15-24	.625	24	31	55	1.7	13-0	17	15	9	14	132	4.1
2020-21	UGa	26-25	576/22.2	105-179	.587	10-37	.270	20-36	.556	40	73	113	4.3	32-0	29	40	8	14	240	9.2
2021-22	OM	29-12	630/21.7	84-180	.467	23-65	.354	28-38	.737	19	74	93	3.2	27-0	59	51	6	19	219	7.6
TOTAL FOR OM		29-12	630/21.7	84-180	.467	23-65	.354	28-38	.737	19	74	93	3.2	27-0	59	51	6	19	219	7.6
TOTAL		118-40	1932/16.4	277-522	.531	42-133	.316	73-108	.676	99	209	308	2.6	86-0	127	135	29	53	669	5.7

15 Luis RODRIGUEZ

Los Angeles, Calif. • Woodstock Academy (Conn.)

Junior • Guard/Forward • 6-6 • 210



BIO

REDSHIRT SOPHOMORE (2020-21)

- Only Rebel to start all 28 games (26.5 MPG)
- Led team in steals, 6th SEC at 1.6/game
- 7.6 PPG, team-high 6.3 RPG, .454 FG, .333 3PT, .630 FT
- 10 double-digit scoring games, two double-doubles
- Career-high 15 points, 6-of-7 shooting, to help Ole Miss upset No. 10 Missouri (Feb. 10)
- Career-high 14 rebounds at Dayton most by a Rebel throughout the season

SOPHOMORE (2019-20)

- Started five games before suffering a season-ending foot injury (earned medical redshirt)
- 5.8 PPG, 5.2 RPG, 2.6 APG, .375 FG, .688 FT
- SEC Winter Academic Honor Roll

FRESHMAN (2018-19)

- 25 games played (6.1 MPG)
- 1.1 PPG, 1.1 RPG, 0.6 APG, .455 FG, .875 FT

HIGH SCHOOL

- Four-star small forward
- No. 1 player in Connecticut by 247Sports (No. 143 nationally)
- Spent senior season playing at Woodstock Academy, a prep school in Connecticut
- 14 PPG, 7.0 RPG, 3.0 APG
- First-Team All-Conference
- Led team to 35-5 record, Power 5 Conference title and No. 3 national ranking
- Averged double-double final season (19.0 PPG, 10.0 RPG)

PERSONAL

- Born March 15, 1999
- Son of Luis Rodriguez Sr. and Kakisa Henderson
- Two brothers, Johnny Allen and Trent Easter, and three sisters, Ariana and Deja Rodriguez, and Trinity Easter
- Multi-disciplinary studies major

THE RODRIGUEZ FILE	
BIRTHDAY	MARCH 15, 1999
MAJOR	MULTI-DISCIPLINARY STUDIES
PARENTS	LUIS RODRIGUEZ SR. & KAKISA HENDERSON

CAREER HIGHS	
Points:	15, 2x, last at LSU (02/01/22)
Rebounds:	14, at Dayton (12/19/20)
Assists:	9 vs. Alabama (02/09/22)
Steals:	4, 2x, last vs. Boise St. (11/21/21)
Blocks:	3, vs. MTSU (12/15/21)
Field Goals:	6, 2x, last vs. Missouri (02/10/21)
Free Throws:	7, vs. Central Arkansas (12/14/20)
Three Pointers:	3, vs. Samford (12/21/21)

SEASON HIGHS	
Points:	15, at LSU (02/01/22)
Rebounds:	13, vs. South Carolina (02/15/22)
Assists:	9, vs. Alabama (02/09/22)
Steals:	4, vs. Boise St. (11/21/21)
Blocks:	3, vs. MTSU (12/15/21)
Field Goals:	5, 2x, last vs. Samford (12/21/21)
Free Throws:	6, at Florida (02/05/22)
Three Pointers:	3, vs. Samford (12/21/21)

SEASON GAME-BY-GAME

Opponent	Date	GS	MIN	Total			3-Pointers			Free throws			Rebounds			PF	A	TO	BLK	STL	PTS	AVG
				FG-FGA	PCT	3FG-3FGA	PCT	FT-FTA	PCT	OFF	DEF	TOT	AVG									
New Orleans	11/09/2021	*	21:22	4-8	.500	0-1	.000	1-2	.500	1	3	4	4.0	1	4	1	0	3	9	9.0		
Charleston So.	11/12/2021	*	20:33	5-11	.455	1-4	.250	1-1	1.000	1	5	6	5.0	3	2	2	0	2	12	10.5		
vs Marquette	11/18/2021	*	27:13	3-9	.333	2-6	.333	1-2	.500	1	2	3	4.3	3	2	0	0	1	9	10.0		
vs Elon	11/19/2021	*	20:15	2-3	.667	1-2	.500	0-0	.000	1	3	4	4.3	2	0	2	0	0	5	8.8		
vs Boise St.	11/21/2021	*	24:34	1-5	.200	0-2	.000	0-0	.000	1	3	4	4.2	0	1	1	0	4	2	7.4		
Mississippi Val.	11/26/2021	*	30:23	4-10	.400	2-5	.400	1-3	.333	4	4	8	4.8	2	1	3	0	1	11	8.0		
Rider	11/30/2021	*	15:11	1-3	.333	0-1	.000	0-1	.000	3	1	4	4.7	1	0	0	0	1	2	7.1		
Memphis	12/04/2021	*	24:10	1-7	.143	0-3	.000	4-5	.800	2	2	4	4.6	2	1	2	0	3	6	7.0		
vs Western Ky.	12/11/2021	*	27:51	2-7	.286	2-5	.400	0-0	.000	1	1	2	4.3	4	3	1	0	0	6	6.9		
Middle Tenn.	12/15/2021	*	35:04	2-6	.333	1-4	.250	3-6	.500	1	7	8	4.7	0	2	2	3	3	8	7.0		
Dayton	12/18/2021	*	19:14	2-2	1.000	1-1	1.000	0-0	.000	0	1	1	4.4	5	2	1	0	0	5	6.8		
Samford	12/21/2021	*	32:01	5-13	.385	3-8	.375	0-0	.000	2	5	7	4.6	4	2	3	0	0	13	7.3		
at Tennessee	01/05/2022		25:27	0-5	.000	0-4	.000	0-0	.000	0	5	5	4.6	5	2	4	0	2	0	6.8		
Mississippi St.	01/08/2022		19:36	0-3	.000	0-2	.000	1-2	.500	1	4	5	4.6	2	1	1	0	0	1	6.4		
at Texas A&M	01/11/2022		28:31	3-10	.300	1-2	.500	0-0	.000	5	2	7	4.8	3	3	2	0	3	7	6.4		
Auburn	01/15/2022	*	25:48	2-4	.500	1-2	.500	0-0	.000	1	2	3	4.7	3	0	0	0	2	5	6.3		
Missouri	01/18/2022	*	29:37	2-11	.182	2-5	.400	0-0	.000	2	4	6	4.8	0	1	2	2	0	6	6.3		
at Mississippi St.	01/22/2022		23:17	2-7	.286	2-5	.400	0-0	.000	0	3	3	4.7	1	2	0	0	1	6	6.3		
Florida	01/24/2022		29:54	4-8	.500	1-3	.333	1-2	.500	2	5	7	4.8	2	2	0	0	0	10	6.5		
Arkansas	01/26/2022	*	31:26	2-5	.400	0-2	.000	0-0	.000	1	6	7	4.9	2	2	1	0	1	4	6.4		
Kansas St.	01/29/2022	*	22:18	3-5	.600	2-3	.667	2-2	1.000	1	2	3	4.8	4	1	1	1	0	10	6.5		
at LSU	02/01/2022		31:40	4-5	.800	2-3	.667	5-8	.625	3	9	12	5.1	4	0	0	0	3	15	6.9		
at Florida	02/05/2022		34:15	1-4	.250	0-2	.000	6-7	.857	4	7	11	5.4	4	1	1	0	1	8	7.0		
Alabama	02/09/2022	*	33:25	0-5	.000	0-2	.000	0-0	.000	4	2	6	5.4	3	9	0	0	2	0	6.7		
at Missouri	02/12/2022		33:14	4-7	.571	1-3	.333	3-5	.600	5	5	10	5.6	2	0	3	1	0	12	6.9		
South Carolina	02/15/2022	*	38:22	3-8	.375	1-3	.333	1-2	.500	2	11	13	5.9	2	2	2	0	3	8	6.9		
at Georgia	02/19/2022	*	36:28	2-5	.400	1-4	.250	1-1	1.000	1	3	4	5.8	3	5	0	0	0	6	6.9		
at Auburn	02/23/2022	*	31:48	4-7	.571	2-3	.667	1	5	6	5.8	3	2	1	0	2	1	0	12	7.1		
Texas A&M	02/26/2022	*	28:14	1-8	.125	0-5	.000	2-2	1.000	0	3	3	5.7	4	2	0	0	0	4	7.0		
Totals			21	801:11	69-191	.361	29-95	.305	35-54	.648	51	115	166	5.7	74	54	35	7	40	202	7.0	

Player Averages											
Games Played	Minutes/game	Points/game	FG Pct	3FG Pct	FT Pct	Rebounds/game	Assists/game	Turnovers/game	Assist/Turnover ratio	Steals/game	Blocks/game
29	27.6	7.0	36.1	30.5	64.8	5.7	1.9	1.2	1.5	1.4	0.2

SEASON SUPERLATIVES

- Double-Figure Points: 8
- Double-Figure Rebounds: 4
- Double-Doubles: 2
- 5+ Rebounds: 16
- 5+ Assists: 2
- Led Team in Points: --
- Led Team in Rebounds: 9
- Led Team in Assists: 4

CAREER STATS

SEASON	TEAM	GP-GS	MIN/AVG	Field Goals		3-Point		F-Throws		Rebounds				Scoring						
				FG-FGA	FG%	3FG-3FGA	3FG%	FT-FTA	FT%	OFF	DEF	TOT	AVG	PF-FO	A	TO	BLK	STL	PTS	AVG
2018-19	OM	25-0	152/6.1	10-22	.455	0-2	.000	7-8	.875	10	17	27	1.1	15-0	15	7	7	5	27	1.1
2019-20	OM	5-5	112/22.5	9-24	.375	0-7	.000	11-16	.688	11	15	26	5.2	5-0	13	3	2	5	29	5.8
2020-21	OM	28-28	741/26.5	79-174	.454	21-63	.333	34-54	.630	46	130	176	6.3	83-5	55	43	16	45	213	7.6
2021-22	OM	29-21	801/27.6	69-191	.361	29-95	.305	35-54	.648	51	115	166	5.7	74-2	54	35	7	40	202	7.0
TOTAL		87-54	1807/20.8	167-411	.406	50-167	.299	87-132	.659	118	277	395	4.5	177-7	137	88	32	95	471	5.4

21

robert ALLEN

Orlando, Fla. • Edgewater • Samford

Senior • Forward • 6-8 • 230





BIO

JUNIOR (2020-21)

- One of four Rebels to play all 28 games (8 starts)
- 3.6 PPG, 3.2 RPG, 16.1 MPG, .464 FG, .167 3PT, .686 FT
- SEC First-Year Academic Honor Roll

AT SAMFORD

- Played 65 games in two years
- Averaged 12.0 PPG and 7.7 RPG
- 11 double-doubles

SOPHOMORE (2019-20, AT SAMFORD)

- Team-high 43 blocks through 32 game
- 14.1 PPG, 7.0 RPG (5th SoCon), second on team in both categories
- 1.3 BPG (3rd SoCon)
- Four 20-point games
- .430 FG, 32 3PM

FRESHMAN (2018-19, AT SAMFORD)

- 33 games played (31 starts)
- 9.9 PPG, 8.3 RPG (5th SoCon), .475 FG
- 18 double-digit scoring games
- Season-high 19 points in 107-106 OT loss at Wofford
- Five double-doubles

HIGH SCHOOL

- 11.2 PPG, 9.3 RPG, 4.3 APG as a senior
- Led team to pair of state runner-up finishes, two regional championships and three district titles
- Also played volleyball and was a on the swim team

PERSONAL

- Son of Robert and Deborah Allen
- Has one sister, Jessica
- Born Feb. 24, 2000
- Multi-disciplinary studies major

THE ALLEN FILE	
BIRTHDAY	FEB. 24, 2000
MAJOR	MULTI-DISCIPLINARY STUDIES
PARENTS	ROBERT AND DEBORAH ALLEN
CAREER HIGHS	

- Points: 28, at UNCG (02/09/20)
- Rebounds: 18, at The Citadel (02/23/19)
- Assists: 5, vs. Morehead State (12/13/18)
- Steals: 5, vs. AUM (12/03/19)
- Blocks: 5, 2x, last vs. ETSU (02/22/20)
- Field Goals: 10, vs. ETSU (02/22/20)
- Free Throws: 9, vs. VMI (02/29/20)
- Three Pointers: 4, 2x, last vs. UNCG (02/09/20)

SEASON HIGHS

- Points: 11, 2x, last vs. Rider (11/30/21)
- Rebounds: 8, 2x, last vs. Rider (11/30/21)
- Assists: 2, 2x, last vs. Rider (11/30/21)
- Steals: 2, vs. MVSU (11/26/21)
- Blocks: 2, vs. Marquette (11/18/21)
- Field Goals: 4, 2x, last vs. MVSU (11/26/21)
- Free Throws: 5, vs. Rider (11/30/21)
- Three Pointers: 1, vs. MVSU (11/26/21)

SEASON SUPERLATIVES

- Double-Figure Points: 2
- Double-Figure Rebounds: --
- Double-Doubles: --
- 5+ Rebounds: 5
- 5+ Assists: --
- Led Team in Points: --
- Led Team in Rebounds: 1
- Led Team in Assists: --

SEASON GAME-BY-GAME

Opponent	Date	GS	MIN	Total		3-Pointers		Free throws		Rebounds				PF	A	TO	BLK	STL	PTS	AVG	
				FG-FGA	PCT	3FG-3FGA	PCT	FT-FTA	PCT	OFF	DEF	TOT	AVG								
New Orleans	11/09/2021	*	20:32	1-6	.167	0-1	.000	1-2	.500	4	1	5	5.0	1	2	0	1	0	3	3.0	
Charleston So.	11/12/2021		15:52	1-3	.333	0-0	.000	1-1	1.000	2	2	4	4.5	1	1	0	1	1	3	3.0	
vs Marquette	11/18/2021		19:33	4-8	.500	0-1	.000	0-2	.000	4	2	6	5.0	4	0	1	2	1	8	4.7	
vs Elon	11/19/2021		13:52	1-2	.500	0-0	.000	2-4	.500	3	5	8	5.8	0	0	2	0	0	4	4.5	
vs Boise St.	11/21/2021		19:17	2-3	.667	0-0	.000	4-4	1.000	0	3	3	5.2	2	0	1	1	0	8	5.2	
Mississippi Val.	11/26/2021	*	25:42	4-8	.500	1-3	.333	2-4	.500	3	3	6	5.3	2	0	2	0	2	11	6.2	
Rider	11/30/2021	*	20:51	3-7	.429	0-1	.000	5-8	.625	2	6	8	5.7	3	2	2	1	1	11	6.9	
Memphis	12/04/2021	*	15:40	2-3	.667	0-1	.000	0-0	.000	1	2	3	5.4	1	1	0	1	0	4	6.5	
Totals			4	151:19	18-40	.450	1-7	.143	15-25	.600	19	24	43	5.4	14	6	8	7	5	52	6.5

Player Averages

Games Played	Minutes/game	Points/game	FG Pct	3FG Pct	FT Pct	Rebounds/game	Assists/game	Turnovers/game	Assist/Turnover ratio	Steals/game	Blocks/game
8	18.9	6.5	45.0	14.3	60.0	5.4	0.8	1.0	0.8	0.6	0.9

CAREER STATS

SEASON	TEAM	GP-GS	MIN/AVG	Field Goals		3-Point		F-Throws		Rebounds				Scoring						
				FG-FGA	FG%	3FG-3FGA	3FG%	FT-FTA	FT%	OFF	DEF	TOT	AVG	PF-FO	A	TO	BLK	STL	PTS	AVG
2018-19	SU	33-31	1058/32.0	124-261	.475	23-83	.277	57-87	.655	70	203	273	8.3	87-1	49	64	30	28	328	9.9
2019-20	SU	32-31	1056/33.0	171-398	.430	32-111	.288	78-120	.650	62	163	225	7.0	75-4	44	82	43	34	452	14.1
2020-21	OM	28-8	450/16.1	32-69	.464	2-12	.167	35-51	.686	46	44	90	3.2	39-0	23	28	12	16	101	3.6
2021-22	OM	8-4	151/18.9	18-40	.450	1-7	.143	15-25	.600	19	24	43	5.4	14-0	6	8	7	5	52	6.5
TOTAL FOR OM		36-12	602/16.7	50-109	.459	3-19	.158	50-76	.658	65	68	133	3.7	53-0	29	36	19	21	153	4.3
TOTAL		101-74	2715/26.9	345-768	.449	58-213	.272	185-283	.654	197	434	631	6.2	215-5	122	182	92	83	933	9.2

23 sammy HUNTER

Nassau, Bahamas • B.C. Christian Academy (Canada)

Junior • Forward • 6-9 • 225



BIO

SOPHOMORE (2020-21)

- 25 games played (7.9 MPG)
- 2.2 PPG, 1.4 RPG, .476 FG, .333 3PT, .625 FT
- Career-high 11 points, which included a career-best trio of three-pointers, to help the Rebels beat Kentucky for the first time in 10 years
- SEC Winter Academic Honor Roll

FRESHMAN (2019-20)

- 27 games played (12.1 MPG)
- Made lone start vs. Butler, career-high 31 minutes
- 2.9 PPG, 1.4 RPG, .408 FG, .125 3PT, .704 FT
- Career-high eight points in win over Western Michigan

HIGH SCHOOL

- No. 184 prospect nationally by 247Sports
- 27.0 PPG, 8.0 RPG, 3.0 APG as a senior at British Columbia Christian Prep
- Named MVP of the Signature All-Canadian Showcase

- Averaged 18.5 PPG, 6.5 RPG for Bahamas in a pair of exhibitions against ACC teams, including an 18-point output versus North Carolina
- Competed in the 2018 Central American and Caribbean Games for Bahamas' senior national team
- 14.6 PPG, 6.8 RPG for Bahamas' junior national team at the 2017 Centrobasket U17 Championship
- Member of Bahamas' 2016 CBC U16 Championship team

PERSONAL

- Born Nov. 28, 2000
- Son of Andrew and Sophia Hunter
- Multi-disciplinary studies major

THE HUNTER FILE

BIRTHDAY	NOV. 28, 2000
MAJOR	MULTI-DISCIPLINARY STUDIES
PARENTS	ANDREW AND SOPHIA HUNTER

CAREER HIGHS

Points: 11, vs. Kentucky (03/02/21)
 Rebounds: 7, vs. LA Tech (03/19/21)
 Assists: 2, 6x
 Steals: 3, vs. Missouri (03/04/20)
 Blocks: 3, vs. Vanderbilt (02/29/20)
 Field Goals: 4, 2x, at Georgia (02/19/22)
 Free Throws: 4, vs. Seattle (11/19/19)
 Three Pointers: 3, vs. Kentucky (03/02/21)

SEASON HIGHS

Points: 8, 2x, last at Georgia (02/19/22)
 Rebounds: 5, vs. WKU (12/11/21)
 Assists: 1, 3x, last vs. S. Carolina (02/15/22)
 Steals: 1, 5x, last at Auburn (02/23/22)
 Blocks: 1, 4x, last vs. Texas A&M (02/26/22)
 Field Goals: 4, at Georgia (02/19/22)
 Free Throws: 3, vs. Texas A&M (02/26/22)
 Three Pointers: 2 vs. Alabama (02/09/22)

SEASON SUPERLATIVES

Double-Figure Points: --
 Double-Figure Rebounds: --
 Double-Doubles: --
 5+ Rebounds: 1
 5+Assists: --
 Led Team in Points: --
 Led Team in Rebounds: --
 Led Team in Assists: --

SEASON GAME-BY-GAME


Opponent	Date	GS	MIN	Total		3-Pointers		Free throws		Rebounds				PF	A	TO	BLK	STL	PTS	AVG	
				FG-FGA	PCT	3FG-3FGA	PCT	FT-FTA	PCT	OFF	DEF	TOT	AVG								
New Orleans	11/09/2021		11:20	2-3	.667	0-0	.000	1-1	1.000	0	0	0	0	1	0	1	0	0	5	5.0	
Charleston So.	11/12/2021		10:07	3-5	.600	0-2	.000	0-0	.000	1	0	1	0.5	1	0	0	0	0	6	5.5	
vs Marquette	11/18/2021		04:45	0-0	.000	0-0	.000	0-0	.000	0	0	0	0.3	1	0	0	0	0	0	3.7	
vs Elon	11/19/2021		18:15	3-6	.500	0-2	.000	0-0	.000	0	1	1	0.5	3	0	0	1	0	6	4.3	
vs Boise St.	11/21/2021		07:28	0-0	.000	0-0	.000	0-0	.000	0	0	0	0.4	1	0	0	0	0	0	3.4	
Mississippi Val.	11/26/2021		03:03	0-0	.000	0-0	.000	0-0	.000	0	0	0	0.3	0	0	0	0	0	0	2.8	
Rider	11/30/2021		03:04	0-1	.000	0-1	.000	0-0	.000	0	0	0	0.3	0	0	0	0	0	0	2.4	
Memphis	12/04/2021		11:03	1-2	.500	1-2	.500	0-0	.000	1	0	1	0.4	0	0	0	0	1	3	2.5	
vs Western Ky.	12/11/2021		20:54	1-7	.143	0-1	.000	0-0	.000	2	3	5	0.9	1	0	0	0	0	2	2.4	
Middle Tenn.	12/15/2021		11:55	1-4	.250	0-1	.000	0-0	.000	1	0	1	0.9	1	1	0	0	1	2	2.4	
Dayton	12/18/2021		11:01	1-2	.500	0-1	.000	0-0	.000	0	1	1	0.9	2	0	1	0	1	2	2.4	
Samford	12/21/2021		09:43	1-2	.500	0-1	.000	0-0	.000	0	0	0	0.8	3	0	0	1	0	2	2.3	
at Tennessee	01/05/2022		08:32	0-0	.000	0-0	.000	0-0	.000	0	2	2	0.9	2	0	0	0	0	0	2.2	
Mississippi St.	01/08/2022		06:18	0-1	.000	0-0	.000	0-0	.000	0	0	0	0.9	0	0	1	0	0	0	2.0	
at Texas A&M	01/11/2022		05:54	0-2	.000	0-1	.000	0-0	.000	1	1	2	0.9	1	0	1	0	0	0	1.9	
Auburn	01/15/2022		07:03	0-1	.000	0-1	.000	2-2	1.000	0	0	0	0.9	0	0	0	0	0	0	1.9	
Missouri	01/18/2022		16:25	1-5	.200	0-1	.000	1-4	.250	2	0	2	0.9	1	1	0	1	1	3	1.9	
at Mississippi St.	01/22/2022		07:37	1-1	1.000	1-1	1.000	0-0	.000	1	1	2	1.0	2	0	1	0	0	3	2.0	
Florida	01/24/2022		07:56	1-3	.333	0-1	.000	0-0	.000	0	0	0	0.9	0	0	0	0	0	2	2.0	
Arkansas	01/26/2022		08:19	0-1	.000	0-0	.000	0-0	.000	0	1	1	1.0	4	0	1	0	0	0	1.9	
Alabama	02/09/2022		10:32	3-5	.600	2-3	.667	0-0	.000	1	0	1	1.0	1	0	0	0	0	8	2.2	
at Missouri	02/12/2022		04:17	1-2	.500	0-0	.000	0-0	.000	0	0	0	0.9	1	0	0	0	0	2	2.2	
South Carolina	02/15/2022		08:02	2-3	.667	0-1	.000	0-0	.000	2	1	3	1.0	3	1	2	0	0	4	2.3	
at Georgia	02/19/2022		16:21	4-6	.667	0-2	.000	0-0	.000	1	0	1	1.0	4	0	0	0	0	8	2.5	
at Auburn	02/23/2022		17:04	1-2	.500	0-0	.000	1-2	.500	1	1	2	1.0	4	0	1	0	1	3	2.5	
Texas A&M	02/26/2022		14:50	2-2	1.000	0-0	.000	3-4	.750	2	1	3	1.1	1	0	1	1	0	7	2.7	
Totals			0	261:48	29-66	.439	4-22	.182	8-13	.615	16	13	29	1.1	38	3	10	4	5	70	2.7

Player Averages

Games Played	Minutes/game	Points/game	FG Pct	3FG Pct	FT Pct	Rebounds/game	Assists/game	Turnovers/game	Assist/Turnover ratio	Steals/game	Blocks/game
26	10.1	2.7	43.9	18.2	61.5	1.1	0.1	0.4	0.3	0.2	0.2

CAREER STATS

SEASON	TEAM	GP-GS	MIN/AVG	Field Goals		3-Point		F-Throws		Rebounds				Scoring						
				FG-FGA	FG%	3FG-3FGA	3FG%	FT-FTA	FT%	OFF	DEF	TOT	AVG	PF-FO	A	TO	BLK	STL	PTS	AVG
2019-20	OM	27-1	309/11.4	29-71	.408	1-8	.125	19-27	.704	14	23	37	1.4	47-0	11	15	4	6	78	2.9
2020-21	OM	25-0	198/7.9	20-42	.476	6-18	.333	10-16	.625	14	21	35	1.4	27-0	9	12	5	3	56	2.2
2021-22	OM	26-0	262/10.1	29-66	.439	4-22	.182	8-13	.615	16	13	29	1.1	38-0	3	10	4	5	70	2.7
TOTAL		78-1	769/9.9	78-179	.436	11-48	.229	37-56	.661	44	57	101	1.3	112-0	23	37	13	14	204	2.6



24 jarke
JOINER
Oxford, Miss. • Oxford • CSU Bakersfield
Senior • Guard • 6-1 • 180

BIO

- REDSHIRT JUNIOR (2020-21, AT OLE MISS)**
- One of four Rebels to play all 28 games (24 starts)
 - 12.0 PPG, 2.6 RPG, 1.7 APG, 1.1 SPG, .390 FG, .261 3PT, .845 FT (3rd SEC)
 - 16 double-digit scoring games
 - Five 20-point games
 - Career-high 26 points on career-high five threes vs. LSU in SEC Quarterfinal
 - Career-high six steals at Georgia, most by an SEC player throughout the season
 - Led Rebels to an upset over No. 10 Missouri with team-high 21 points
 - SEC Community Service Team
 - SEC Winter Academic Honor Roll
- JUNIOR (2019-20, AT OLE MISS)**
- Sat out due to NCAA transfer rules
- AT CSU BAKERSFIELD**
- 64 games played (61 starts) in two seasons
 - Set seven school records
- SOPHOMORE (2018-19, AT CSU BAKERSFIELD)**
- Only Roadrunner to start all 34 games
 - First Roadrunner to lead WAC in scoring during league play (18.6 PPG)
 - First Team All-District 6 by NABC
 - First Team All-WAC honors
 - Reset CSUB's Division I single-season records for points (532), scoring average (15.6), field goals made (208), and field goals attempted (461), the latter of which was also an all-time record
- FRESHMAN (2017-18, AT CSU BAKERSFIELD)**
- 30 games played (27 starts)
 - 10.4 PPG, 3.4 RPG, 28.0 MPG
 - Reset CSUB's all-time single-season record for free throw percentage (69 of 77, .896) while leading the WAC
 - Season-high 23 points twice (vs. Whittier and at Delaware)
 - Recorded first double-double (19 points, 10 rebounds) at UMKC
 - Five 20-point games
 - Tied the CSUB Division I record for single-game free throw percentage, going a perfect 12 for 12 from the line at Lamar
- HIGH SCHOOL**
- Fourth in the nation his senior season with 36.5 PPG
 - Led Chargers to state semifinals
 - 2017 Mississippi Boys Basketball Player of the Year by The Daily Journal
- PERSONAL**
- Born May 20, 1999
 - Son of Stacy and Donna Joiner and Charletha Pearson
 - Has one sibling, Jordan
 - Multi-disciplinary studies major

THE JOINER FILE	
BIRTHDAY	MAY 20, 1999
MAJOR	MULTI-DISCIPLINARY STUDIES
PARENTS	STACY & DONNA JOINER, CHARLETHA PEARSON

CAREER HIGHS

Points: 34, at Cal Baptist (01/24/19)
Rebounds: 11, vs. Cal Poly (12/18/18)
Assists: 7, vs. Charleston So. (11/12/21)
Steals: 6, at Georgia (01/30/21)
Blocks: 2, at Mississippi State (01/19/21)
Field Goals: 13, at Cal Baptist (01/24/19)
Free Throws: 12, at Lamar (11/19/17)
Three Pointers: 6, vs. Alabama (02/09/22)

SEASON HIGHS

Points: 33 vs. Alabama (02/09/22)
Rebounds: 8, vs. Memphis (12/04/21)
Assists: 7, vs. Charleston So. (11/12/21)
Steals: 5, vs. Memphis (12/04/21)
Blocks: 1, at Auburn (02/23/22)
Field Goals: 12, vs. Alabama (02/09/22)
Free Throws: 7, vs. Memphis (12/04/21)
Three Pointers: 6, vs. Alabama (02/09/22)

SEASON SUPERLATIVES

Double-Figure Points: 15
Double-Figure Rebounds: --
Double-Doubles: --
5+ Rebounds: 3
5+Assists: 2
Led Team in Points: 11
Led Team in Rebounds: 1
Led Team in Assists: 3

SEASON GAME-BY-GAME

Opponent	Date	GS	MIN	Total			3-Pointers			Free throws			Rebounds				PF	A	TO	BLK	STL	PTS	AVG
				FG-FGA	PCT	3FG-3FGA	PCT	FT-FTA	PCT	OFF	DEF	TOT	AVG										
New Orleans	11/09/2021	*	27:33	5-9	.556	2-4	.500	0-0	.000	0	3	3	3.0	1	2	0	0	0	12	12.0			
Charleston So.	11/12/2021	*	27:59	9-14	.643	4-7	.571	2-2	1.000	0	3	3	3.0	1	7	0	0	0	24	18.0			
vs Marquette	11/18/2021	*	38:46	4-13	.308	2-6	.333	3-4	.750	0	6	6	4.0	1	2	1	0	2	13	16.3			
vs Elon	11/19/2021	*	30:10	6-13	.462	0-1	.000	4-7	.571	0	3	3	3.8	1	4	1	0	2	16	16.3			
vs Boise St.	11/21/2021	*	35:05	4-10	.400	2-4	.500	0-0	.000	0	1	1	3.2	4	1	2	0	1	10	15.0			
Mississippi Val.	11/26/2021	*	35:32	6-12	.500	1-3	.333	2-2	1.000	1	6	7	3.8	1	3	0	0	0	15	15.0			
Rider	11/30/2021	*	26:28	6-16	.375	4-9	.444	2-2	1.000	2	0	2	3.6	1	3	3	0	1	18	15.4			
Memphis	12/04/2021	*	37:15	6-13	.462	1-5	.200	7-8	.875	1	7	8	4.1	3	1	3	0	5	20	16.0			
vs Western Ky.	12/11/2021	*	35:12	4-13	.308	3-7	.429	2-2	1.000	1	3	4	4.1	2	1	0	0	1	13	15.7			
Middle Tenn.	12/15/2021	*	35:39	3-14	.214	1-6	.167	2-2	1.000	0	2	2	3.9	0	5	0	0	1	9	15.0			
Dayton	12/18/2021	*	34:57	4-11	.364	0-5	.000	4-4	1.000	0	2	2	3.7	3	3	1	0	2	12	14.7			
Samford	12/21/2021	*	37:06	4-8	.500	2-5	.400	5-6	.833	0	1	1	3.5	0	4	1	0	0	15	14.8			
Mississippi St.	01/08/2022	*	05:37	0-0	.000	0-0	.000	0-0	.000	0	0	0	3.2	0	0	0	0	0	0	13.6			
at Florida	02/05/2022	*	40:12	3-10	.300	1-7	.143	0-2	.000	0	4	4	3.3	2	1	0	0	0	7	13.1			
Alabama	02/09/2022	*	33:24	12-20	.600	6-10	.600	3-4	.750	1	1	2	3.2	3	3	0	0	1	33	14.5			
at Missouri	02/12/2022	*	33:54	5-12	.417	0-2	.000	3-4	.750	0	4	4	3.3	4	4	1	0	2	13	14.4			
South Carolina	02/15/2022	*	31:33	7-16	.438	3-9	.333	1-1	1.000	0	3	3	3.2	2	1	1	0	1	18	14.6			
at Auburn	02/23/2022	*	27:54	4-11	.364	1-4	.250	4-4	1.000	1	2	3	3.2	2	1	0	1	1	13	14.5			
Texas A&M	02/26/2022	*	24:52	1-9	.111	1-4	.250	4-5	.800	0	0	0	3.1	3	1	1	0	2	7	14.1			
Totals			14	599:08	93-224	.415	34-98	.347	48-59	.814	7	51	58	3.1	34	47	15	1	22	268	14.1		

Player Averages

Games Played	Minutes/game	Points/game	FG Pct	3FG Pct	FT Pct	Rebounds/game	Assists/game	Turnovers/game	Assist/Turnover ratio	Steals/game	Blocks/game
19	31.5	14.1	41.5	34.7	81.4	3.1	2.5	0.8	3.1	1.2	0.1

CAREER STATS

SEASON	TEAM	GP-GS	MIN/AVG	Field Goals		3-Point		F-Throws		Rebounds				Scoring						
				FG-FGA	FG%	3FG-3FGA	3FG%	FT-FTA	FT%	OFF	DEF	TOT	AVG	PF-FO	A	TO	BLK	STL	PTS	AVG
2017-18	CSUB	30-27	841/28.0	106-280	.379	32-112	.286	69-77	.896	28	75	103	3.4	54-0	22	28	1	15	313	10.4
2018-19	CSUB	34-34	1094/32.2	208-461	.451	50-135	.370	66-93	.710	40	81	121	3.6	71-0	49	43	3	37	532	15.6
2020-21	OM	28-24	859/30.7	115-295	.390	23-88	.261	82-97	.845	9	64	73	2.6	44-0	47	44	4	30	335	12.0
2021-22	OM	19-14	599/31.5	93-224	.415	34-98	.347	48-59	.814	7	51	58	3.1	34-0	47	15	1	22	268	14.1
TOTAL FOR OM		47-38	1458/31.0	208-519	.401	57-186	.306	130-156	.833	16	115	131	2.8	78-0	94	59	5	52	603	12.8
TOTAL		111-99	3393/30.6	522-1260	.414	139-433	.321	265-326	.813	84	271	355	3.2	203-0	165	130	9	104	1448	13.0

33

john MCBRIDE

Memphis, Tenn. • Memphis University School
Junior • Guard • 6-7 • 214



BIO

SOPHOMORE (2020-21)

- Four games played
- SEC Winter Academic Honor Roll

REDSHIRT FRESHMAN (2019-20)

- Nine games played
- Scored the first points of his career, knocking down a three-pointer in win over Tennessee Tech
- SEC Winter Academic Honor Roll

FRESHMAN (2018-19)

- Redshirted

HIGH SCHOOL

- Four-time letterwinner
- First-Team All-State (Division II-AA) by the Tennessee Sports Writers Association after averaging 18.6 PPG, 7.9 RPG and 3.0 APG as a senior
- Division II-AA Co-MVP
- Involved in many extracurricular activities, including

National Honor Society, Sociedad Honoraria Hispanica, Societas Caritatis (Society of Charity)
 • Served as vice-president of the Civic Service Organization
 • Earned the Rhodes College Book Award

PERSONAL

- Born July 28, 1999
- Son of Steve and Jeni McBride
- Has two brothers, Ben and Will, and one sister, Katie
- Accountancy major

THE MCBRIDE FILE

BIRTHDAY	JULY 28, 1999
MAJOR	ACCOUNTANCY
PARENTS	STEVE AND JENI MCBRIDE
CAREER HIGHS	

Points: 3, vs. Tennessee Tech (12/29/19)
 Rebounds: 2, vs. W. Michigan (11/15/19)
 Assists: 1, 2x, last vs. Texas A&M (02/26/22)
 Steals: --
 Blocks: 1, at Tennessee (01/21/20)
 Field Goals: 1, 2x, last vs. WKU (12/11/21)
 Free Throws: 1, 2x, last vs. TAMU (02/26/22)
 Three Pointers: 1, vs. Tenn. Tech (12/29/19)

SEASON HIGHS

Points: 2, vs. WKU (12/11/21)
 Rebounds: 1, 3x, last vs. Texas A&M (02/26/22)
 Assists: 1, 2x, last vs. Texas A&M (02/26/22)
 Steals: --
 Blocks: --
 Field Goals: 1, vs. WKU (12/11/21)
 Free Throws: 1, vs. Texas A&M (02/26/22)
 Three Pointers: --

SEASON SUPERLATIVES

Double-Figure Points: --
 Double-Figure Rebounds: --
 Double-Doubles: --
 5+ Rebounds: --
 5+ Assists: --
 Led Team in Points: --
 Led Team in Rebounds: --
 Led Team in Assists: --

SEASON GAME-BY-GAME

Opponent	Date	GS	MIN	Total		3-Pointers		Free throws		Rebounds				PF	A	TO	BLK	STL	PTS	AVG
				FG-FGA	PCT	3FG-3FGA	PCT	FT-FTA	PCT	OFF	DEF	TOT	AVG							
New Orleans	11/09/2021		01:32	0-0	.000	0-0	.000	0-0	.000	0	0	0	0.0	0	1	0	0	0	0	0.0
Charleston So.	11/12/2021		02:23	0-0	.000	0-0	.000	0-0	.000	0	0	0	0.0	0	0	1	0	0	0	0.0
vs Elon	11/19/2021		00:24	0-0	.000	0-0	.000	0-0	.000	0	0	0	0.0	0	0	0	0	0	0	0.0
Rider	11/30/2021		00:60	0-0	.000	0-0	.000	0-0	.000	0	1	1	0.3	0	0	0	0	0	0	0.0
vs Western Ky.	12/11/2021		01:23	1-1	1.000	0-0	.000	0-0	.000	1	0	1	0.4	0	0	0	0	0	2	0.4
Texas A&M	02/26/2022		03:41	0-1	.000	0-0	.000	1-2	.500	1	0	1	0.5	3	1	0	0	0	1	0.5
Totals		0	10:22	1-2	.500	0-0	.000	1-2	.500	2	1	3	0.5	3	2	1	0	0	3	0.5

Player Averages

Games Played	Minutes/game	Points/game	FG Pct	3FG Pct	FT Pct	Rebounds/game	Assists/game	Turnovers/game	Assist/Turnover ratio	Steals/game	Blocks/game
6	1.7	0.5	50.0	0.0	50.0	0.5	0.3	0.2	2.0	0.0	0.0

CAREER STATS

SEASON	TEAM	GP-GS	MIN/AVG	Field Goals		3-Point		F-Throws		Rebounds				Scoring							
				FG-FGA	FG%	3FG-3FGA	3FG%	FT-FTA	FT%	OFF	DEF	TOT	AVG	PF	FO	A	TO	BLK	STL	PTS	AVG
2019-20	OM	9-0	14/1.5	1-7	.143	1-4	.250	0-0	.000	2	1	3	0.3	0	0	0	1	1	0	3	0.3
2020-21	OM	4-0	8/1.9	0-2	.000	0-0	.000	1-2	.500	1	1	2	0.5	0	0	0	0	0	0	1	0.3
2021-22	OM	6-0	10/1.7	1-2	.500	0-0	.000	1-2	.500	2	1	3	0.5	3	0	2	1	0	0	3	0.5
TOTAL		19-0	32/1.7	2-11	.182	1-4	.250	2-4	.500	5	3	8	0.4	3-0	2	2	1	0	7	0.4	

SJB PAVILION RECORD BOOK

INDIVIDUAL (OLE MISS)

Points:	43	Stefan Moody vs. Mississippi St. (03-03-16)
FG att:	25	Stefan Moody vs. Vanderbilt (02-06-16)
FG made:	13	2x, MR: Breein Tyree vs. Mississippi St. (02-11-20)
3-pt att:	15	Stefan Moody vs. Vanderbilt (02-06-16)
3-pt made:	8	Breein Tyree vs. Middle Tennessee (12-14-19)
FT att:	18	3x, MR: D. Shuler vs. No. 16 Auburn (01-28-20)
FT made:	15	2x, MR: Stefan Moody vs. Mississippi St. (03-03-16)
Rebounds:	19	Sebastian Saiz vs. UMass (11-14-16)
Assists:	10	Devontae Shuler vs. Auburn (01-06-21)
Blocks:	6	Sebastian Saiz vs. Bradley (12-19-16)
Steals:	7	2x, MR: Terence Davis vs. Texas A&M (02-06-19)

TEAM (OLE MISS)

Points:	97	2x, MR: vs. Illinois State (12-16-17)
Few points:	47	vs. Georgia (01-11-17)
FG att:	75	vs. Charleston Southern (11-12-21)
FG made:	38	vs. Charleston Southern (11-12-21)
FG pct:	61.5	vs. Chattanooga (12-16-18)
3-pt att:	33	2x, MR: vs. Montana (11-24-16)
3-pt made:	14	2x, MR: vs. Middle Tennessee (12-14-19)
3-pt pct:	63.6	14-22 vs. Middle Tennessee (12-14-19)
FT att:	46	vs. UMass (11-14-16)
FT made:	33	vs. UMass (11-14-16)
FT pct:	100.0	(15-15) vs. No. 4 Auburn (01-15-22)
Rebounds:	57	vs. Rider (11-30-21)
Assists:	26	vs. Vanderbilt (02-29-20)
Blocks:	13	vs. Bradley (12-19-16)
Steals:	15	vs. Western Michigan (11-10-18)

INDIVIDUAL (OPPONENT)

Points:	34	2x, MR: Isaiah Joe, Arkansas (1-11-20)
FG att:	24	Bryce Brown, No. 10 Auburn (1-9-19)
FG made:	12	Malik Monk, No. 8 Kentucky (12-29-16)
3-pt att:	19	Bryce Brown, No. 10 Auburn (1-9-19)
3-pt made:	8	Jaden Shackelford, Alabama (2-9-22)
FT att:	18	Keith Stone, Florida (1-13-18)
FT made:	13	Keith Stone, Florida (1-13-18)
Rebounds:	16	Mark Smith, Kansas State (1-29-22)
Assists:	11	2x, MR: Malachi Smith, Dayton (12-18-21)
Blocks:	8	Clevon Brown, Vanderbilt (3-3-18)
Steals:	5	J.J. Frazier, Georgia (1-9-16)

TEAM (OPPONENT)

Points:	103	Alabama (2-22-20)
Few points:	43	2x, MR: UT Martin (12-22-20)
FG att:	74	2x, MR: South Dakota State (11-28-17)
FG made:	38	No. 24 Iowa State (1-26-19)
FG pct:	69.1	No. 24 Iowa State (1-26-19)
3-pt att:	41	South Dakota State (11-28-17)
3-pt made:	18	South Dakota State (11-28-17)
3-pt pct:	63.6	Alabama (2-9-22)
FT att:	37	No. 18 Memphis (12-4-21)
FT made:	26	2x, MR: No. 16 Auburn (1-28-20)
FT pct:	90.9	10-11, Florida (2-8-20)
Rebounds:	49	2x, MR: Illinois State (12-16-17)
Assists:	26	No. 24 Iowa State (1-26-19)
Blocks:	9	No. 4 Auburn (1-15-22)
Steals:	12	2x, MR: South Carolina (2-15-22)

SJB PAVILION FAQ

What is the official name?

The official name as of 2021 is the Sandy and John Black Pavilion at Ole Miss, or SJB Pavilion for short.

Does The Pavilion have a nickname like the Tad Pad?

No.

When did SJB Pavilion open?

January 7, 2016

What was the total cost?

\$96.5 million

Where is media parking?

Media parking is in either the garage of Lot A, and will be distributed by men's basketball contact Tyler Wooten.

Where is the media entrance?

The media will-call table is located in the southwest corner of The Pavilion. For those parking inside the garage, media will-call is located on the Parking Level 1 of the parking garage (P1 on elevators). The media entrance will open 1.5 hours prior to tipoff.

Where is the media workroom?

In The Pavilion, the workroom is located in the southwest corner of the floor level through the visiting team tunnel.

Where is the media seating?

Media seating is located in the at the top of section 101 in the southwest corner of The Pavilion.

How do I obtain media credentials for games at the Pavilion?

Media credentials may be requested through the Athletics Communications Office for game credentials. Requests for credentials should be emailed to Tyler Wooten (tjwooten@olemiss.edu) and will be limited to working members of the media.

Where are the scouting seats located?

Scouting seats are available in the media seating area at the top of section 101. Additional seating may be purchased by contacting Tyler Wooten in the Athletics Communications office.

What is the postgame interview policy?

Both team locker rooms are CLOSED to the media following the game. Ole Miss head coach Kermit Davis will be brought into the media room approximately 10 minutes after the game. Selected players will be follow Coach Davis. Visiting coach and player interviews will be coordinated through the visiting team's communications contact.


SJB PAVILION QUICK FACTS

Arena Name	SJB Pavilion
Ground Breaking	July 31, 2014
Opening Date	Jan. 7, 2016
Capacity	9,500
Record Crowd	9,500 (9 times)
All-Time Record	73-37 (.664)
Current Streak	L3
Longest Winning Streak	W9


THE PAVILION FIRSTS

First Game	vs. Alabama (1/7/16)
First Win	vs. Alabama (1/7/16)
First Overtime Game	vs. USC (1/19/16)
First Point	Tomasz Gielo (3FG, 19:11/1H)
First FG	Tomasz Gielo (3FG, 19:11/1H)
First 3-Pointer	Tomasz Gielo (19:11/1H)
First Dunk	Jimmie Taylor, Alabama (11:0/1H)
First Dunk (OM)	Sebastian Saiz (17:09/2H)

RADIO/TV ROSTER




0
ERIC VAN DER HEIJDEN
 6-8 • 205 • F • Fr.
 Raleigh, N.C.



1
AUSTIN CROWLEY
 6-5 • 195 • G • Jr.
 West Point, Miss.



2
DAESHUN RUFFIN
 5-9 • 160 • G • Fr.
 Jackson, Miss.




3
NYSIER BROOKS
 7-0 • 245 • F • Gr.
 Philadelphia, Pa.



4
JAEMYN BRAKEFIELD
 6-8 • 220 • F • So.
 Jackson, Miss.




5
JAMES WHITE
 6-5 • 190 • G • Fr.
 Conyers, Ga.



10
GRANT SLATTEN
 6-5 • 195 • G • Fr.
 Sparta, Tenn.



11
MATTHEW MURRELL
 6-4 • 200 • G • So.
 Memphis, Tenn.




14
TYE FAGAN
 6-3 • 198 • G • Sr.
 Logtown, Ga.



15
LUIS RODRIGUEZ
 6-6 • 210 • G/F • Jr.
 Los Angeles, Calif.



21
ROBERT ALLEN
 6-8 • 230 • F • Sr.*
 Orlando, Fla.



23
SAMMY HUNTER
 6-9 • 225 • F • Jr.
 Nassau, Bahamas



24
JARKEL JOINER
 6-1 • 180 • G • Sr.*
 Oxford, Miss.



33
JOHN MCBRIDE
 6-7 • 214 • G • Jr.
 Memphis, Tenn.




KERMIT DAVIS
 Head Coach
 Fourth year at Ole Miss



WIN CASE
 Assistant Coach
 Fourth year at Ole Miss



RONNIE HAMILTON
 Assistant Coach
 Fourth year at Ole Miss



LEVI WATKINS
 Assistant Coach
 Fourth year at Ole Miss