

FLORIDA™

MEN'S BASKETBALL



Florida (16-8/6-5 SEC) vs. #5/4 Kentucky (20-4/9-2 SEC)

Rupp Arena (23,000) | Lexington, Ky.

Game 25 | Feb. 12, 2022 | 4 p.m.



HEAD COACHES

Mike White

139-83 | 7th season at UF
240-123 | 11th season overall

John Calipari

359-97 | 13th season at Kentucky
762-235 | 31st season overall

MATCHUP BASICS

All-Time Series: 41-105

All-Time/Away: 11-53

Series under White: 4-8

Away under White: 2-4

Last Meeting:

W, 71-67, 2/27/21 (Away)

BROADCAST INFO

ESPN | ESPN App

Play-by-Play: Karl Ravech

Analyst: Jimmy Dykes

Gators Sports Network

Play-by-Play: Mick Hubert

Analyst: Lee Humphrey

FLORIDA POSSIBLE STARTERS

#	Name	Pos.	Ht.	Wt.	Cl.	Min.	Pts.	Reb.	Misc.
4	Anthony Duruji	F	6-7	209	Sr.	25.6	9.5	4.4	1.0 stl
12	Colin Castleton	F	6-11	240	Sr.	28.3	15.4	8.9	2.8 blk
22	Tyree Appleby	G	6-1	163	Sr.	27.7	10.8	2.2	4.0 ast
24	Phlandrous Fleming Jr.	G	6-5	205	Gr.	25.6	10.4	4.0	1.4 stl
44	Niels Lane	G	6-5	206	So.	11.2	0.9	1.2	0.3 stl

OPPONENT POSSIBLE STARTERS

#	Name	Pos.	Ht.	Wt.	Cl.	Min.	Pts.	Reb.	Misc.
12	Keion Brooks Jr.	F	6-7	210	Jr.	24.4	11.6	4.7	.495 fg%
34	Oscar Tshiebwe	F	6-9	255	Jr.	30.4	15.9	15.1	1.9 stl
2	Sahvir Wheeler	G	5-9	180	Jr.	30.3	9.7	2.1	7.2 ast
3	TyTy Washington Jr.	G	6-3	197	Fr.	29.5	12.9	3.7	4.0 ast
31	Kellan Grady	G	6-5	205	Gr.	32.4	12.0	2.0	2.9 3fg

2021-22 AT A GLANCE

- Florida has compiled a four-game winning streak entering Saturday, the team's best stretch since a 6-0 start to the season.
- Myreon Jones has caught fire for the Gators and had a 7-for-11 shooting night from 3-point range in Wednesday's win vs. Georgia. Over the past three games, Jones had hit on 14 of 23 attempts (.609) from long range.
- UF has also been buoyed by the return of Colin Castleton to the lineup after missing six games with a shoulder injury. In his two games back, Castleton has posted 15.0 points, 8.0 rebounds and 3.5 blocked shots per game.
- To open the Gators' current win streak, Tyree Appleby led UF to a trio of comebacks. He first spotted 21 points against Oklahoma State, his most as a Gator. Appleby added 17 points, all in the second half, against Missouri. Appleby shot 10-for-10 from the free throw line at Missouri, including a pair with 7.9 seconds left to lift UF to a one-point victory. Against Ole Miss, Appleby earned his first double-double at Florida with 10 points and 10 assists, including a 7-for-8 performance from the free throw line in the overtime period.
- The Gators are one of six teams with a win in each of the past four NCAA Tournaments, joined by Gonzaga, Kansas, Michigan, Villanova and Florida State. UF is also one of 12 teams nationally and the only Southeastern Conference team to reach every NCAA Tournament in that span (since 2017).
- UF ranks among SEC leaders in blocked shots (second, 5.7), scoring defense (third, 63.9) and steals (fourth, 9.0).
- After Florida's comeback win vs. Oklahoma State without Castleton and Jitoboh, OSU coach Mike Boynton had this to say: "It shows the character of their guys to not hang their heads ... Just lost their backup center, who was playing well, best player's out. Give them credit for showing what true competitors do when their back's against the wall, which is come out and try to fight for what they believe they can be."
- The Gators stifled Vanderbilt, limiting the Commodores to 14 second-half points. Vandy's 42 total points marked the second-fewest UF has allowed vs. an SEC opponent under Mike White (41 at SC, 2/10/18). No Commodore scored more than seven points against the UF defense, and the Gators forced the SEC's leading scorer Scotty Pippen Jr. into a 1-for-10 day with a season-low six points.
- Anthony Duruji scored 18 of his 22 points vs. Mississippi State in the second half, helping UF rally from seven points down with 7:20 to play. Duruji nabbed a career-high five steals vs. MSU, becoming the fifth Gator since 1996 (Donovan/White Era) to post a 22-point, five-steal outing. He joins Nick Calathes (twice), Corey Brewer (twice), Brett Nelson and Jason Williams (twice).
- Florida battled back from a double-digit deficit to knock off Ohio State on Tyree Appleby's buzzer-beating 3-pointer to win the Fort Myers Tip-Off. Phlandrous Fleming led the Florida attack with 19 points and four steals, supported by Colin Castleton's double-double with 11 points and 13 rebounds.
- The Gators used a 13-0 second-half run to spark the win against 20th-ranked FSU, and Colin Castleton earned SEC Player of the Week honors with a 15-point, 16-rebound, six-blocked shot performance.
- The Gators' quartet of veteran impact transfers combined for 3,882 career points scored at their previous schools. The groups consists of grad transfers Brandon McKissic (UMKC) and Phlandrous Fleming Jr. (Charleston Southern) along with Myreon Jones (Penn State) and CJ Felder (Boston College).

NUMBERS OF NOTE

7

Myreon Jones' seven 3-pointers in Florida's win against Georgia were the most by a Gator in three years. Over UF's last three games, Jones is shooting 14-for-23 (.609) from 3-point range.

2

Florida is one of two visiting teams to post multiple wins in Rupp Arena since 2015-16 when Mike White's tenure began (Tennessee).

33

Florida plays its 33rd all-time road game vs. an AP top-five opponent. The Gators own a pair of top-five road wins in team history, both coming against fourth-ranked Kentucky teams, occurring on Dec. 17, 1966, and Jan. 20, 1988.

NOVEMBER

1	Embry-Riddle (Exh.)	SEC+	W	80-57
9	Elon	SEC+	W	74-61
14	#20 Florida State	ESPN	W	71-55
18	Milwaukee	SEC+	W	81-45
22	vs. California	FS1	W	80-60
24	vs. RV Ohio State	FS1	W	71-68
28	Troy	SEC Net.	W	84-45

DECEMBER

1	at Oklahoma	Bally	L	67-74
6	Texas Southern	SEC+	L	54-69
8	North Florida	SEC Net.	W	85-55
12	vs. Maryland	BTN	L	68-70
18	vs. USF	Bally	W	66-55
22	Stony Brook	SEC+	W	87-62
29	at Ole Miss	SEC Net.	PPD	

JANUARY

5	#15 Alabama	ESPN2	L	70-83
8	at #9 Auburn	ESPN2	L	73-85
12	#12 LSU	ESPN2	L	58-64
15	at South Carolina	SEC Net.	W	71-63
19	Mississippi State	SEC Net.	W	80-72
22	Vanderbilt	SEC Net.	W	61-42
24	at Ole Miss (make-up)	SEC+	L	54-70
26	at #18 Tennessee	ESPN2	L	71-78
29	Oklahoma State	ESPN2	W	81-72

FEBRUARY

2	at Missouri	SEC Net.	W	66-65
5	Ole Miss	SEC Net.	W/OT	62-57
9	Georgia	SEC Net.	W	72-63
12	at #5 Kentucky	ESPN		4 p.m.
15	at Texas A&M	SEC Net.		7 p.m.
19	#1 Auburn	ESPN		2 p.m.
22	Arkansas	ESPN/2		9 p.m.
26	at Georgia	ESPN/2		12/4 p.m.

MARCH

1	at Vanderbilt	SEC Net.		8:30 p.m.
5	#5 Kentucky	CBS		2 p.m.
9-13	SEC Tournament (Tampa)			

Contact: Denver Parler | denverp@gators.ufl.edu
Office: 352-692-6195 | Cell: 352-318-3493

MATCHUP

ABOUT THE OPPONENT

- Kentucky enters Saturday's game on a five-game winning streak, including a victory at Kansas in the SEC/Big 12 Challenge.
- Oscar Tshiebwe leads the team with 15.9 points and 15.1 rebounds per game, 46 steals, 36 blocked shots and a .602 field goal percentage.
- TyTy Washington Jr. (12.9 ppg), Kellan Grady (12.0) and Keion Brooks Jr. (11.6) all average in double figures, as well. Grady rates as the top 3-point threat, connecting on 69 of 156 attempts from long range (.442).
- Sahvir Wheeler leads the Wildcats with 159 assists (7.2 apg).

OPPONENT'S LAST 5 GAMES

Jan. 25	Mississippi State	W	82-74
Jan. 29	at Kansas	W	80-62
Feb. 2	Vanderbilt	W	77-70
Feb. 5	at Alabama	W	66-55
Feb. 8	at South Carolina	W	86-76

OPPONENT'S NEXT 5 GAMES

Feb. 15	at Tennessee
Feb. 19	Alabama
Feb. 23	LSU
Feb. 26	at Arkansas
March 1	Ole Miss

SERIES UNDER WHITE (4-8)

Feb. 6, 2016	A	L	61-80
March 1, 2016	H	L	79-88
Feb. 4, 2017	H	W	88-66
Feb. 25, 2017	A	L	66-76
Jan. 20, 2018	A	W	66-64
March 3, 2018	H	W	80-67
Feb. 2, 2019	H	L	54-65
March 9, 2019	A	L	57-66
Feb. 22, 2020	A	L	59-65
March 7, 2020	H	L	70-71
Jan. 9, 2021	H	L	58-76
Feb. 27, 2021	A	W	71-67

ALL-TIME TOP-10 ROAD WINS (5-62)

Dec. 17, 1966	at #4 Kentucky	W	78-75
Feb. 3, 1969	at #7 Vanderbilt	W	91-85
Jan. 20, 1988	at #4 Kentucky	W	58-56
Feb. 1, 1998	at #7 Kentucky	W	86-78
Jan. 7, 2003	at #7 Mississippi State	W	74-66

VS. TOP 10 UNDER WHITE (5-14)

Dec. 12, 2015	at #1 Michigan State	L	52-58
Jan. 30, 2016	#9 West Virginia	W	88-71
Dec. 6, 2016	vs. #5 Duke	L	74-84
Feb. 4, 2017	#8 Kentucky	W	88-66
Nov. 26, 2017	vs. #1 Duke	L	84-87
Dec. 8, 2018	#10 Michigan State	L	59-63
Jan. 12, 2019	#3 Tennessee	L	67-78
Feb. 2, 2019	#7 Kentucky	L	54-65
Feb. 9, 2019	at #1 Tennessee	L	61-73
March 6, 2019	#10 LSU	L/OT	78-79
March 9, 2019	at #6 Kentucky	L	57-66
March 15, 2019	vs. #9 LSU	W	76-73
March 23, 2019	vs. #8 Michigan	L	49-64
Jan. 18, 2020	#4 Auburn	W	69-47
Jan. 25, 2020	#1 Baylor	L	61-72
Feb. 22, 2020	at #10 Kentucky	L	59-65
March 7, 2020	#6 Kentucky	L	70-71
Jan. 19, 2021	#6 Tennessee	W	75-49
Jan. 8, 2022	at #9 Auburn	L	73-85

Category	Florida	Advantage	Opponent
Scoring Offense	71.1	>	81.4
Scoring Defense	63.9	<	64.5
Scoring Margin	+7.3	>	+16.9
Field Goal Pct.	.428	>	.492
Field Goal Pct. Def.	.433	>	.402
3-Pt. FG Pct.	.307	>	.355
3-Pt. FG Pct. Def.	.307	>	.293
3-Pt. FG Made	8.1	<	6.4
3-Pt. FG Allowed	5.4	<	6.1
Free Throw Pct.	.723	>	.727
Free Throws Made	15.1	<	12.4
Rebounds	34.3	>	41.2
Opp. Rebounds	34.2	>	30.5
Rebounding Margin	+0.1	>	+10.7
Assists	12.9	>	17.1
Turnovers	13.0	>	12.2
Opp. Turnovers	15.5	<	13.0
Turnover Margin	+2.5	<	+0.8
Assist/TO Ratio	1.0	>	1.4
Steals	9.0	<	7.1
Blocked Shots	5.7	<	4.5

LAST MEETING: FLORIDA 71, KENTUCKY 67



Official Basketball Box Score - Final
Florida at Kentucky
 02/27/21 Rupp Arena, Lexington
 2020-21 Men's Basketball

Game Time: 4:00 PM
 Game Duration: 2:10
 Attendance: 3,075

Officials: Tony Greene, Anthony Jordan, Bryon Jarrett

Florida - 71

Record: 13-6 (9-5)

NO.	Name	Min	FG			3P			FT			Rebounds			Fouls		TP	AS	TO	ST	Blocks		+/-
			M-A	M-A	M-A	OR	DR	TOT	PF	FD	OR	DR	TOT	BS	BA								
4	Anthony Duruji	32:37	5-9	0-0	0-0	0	3	3	3	2	10	2	1	1	0	1	7						
12	Colin Castleton	33:42	5-7	0-0	4-4	2	3	5	3	3	14	4	3	1	0	0	13						
1	Tre Mann	34:38	7-11	2-2	5-6	2	6	8	1	3	21	1	2	1	0	1	-1						
10	Noah Locke	24:22	2-4	2-4	0-0	0	2	2	0	0	6	0	1	0	0	0	2						
22	Tyree Appleby	34:09	3-10	2-4	3-4	1	4	5	3	4	11	5	5	3	0	4	7						
5	Omar Payne	05:34	0-0	0-0	2-2	0	0	0	3	1	2	0	0	0	0	0	-7						
15	Osayi Osifo	08:07	0-0	0-0	0-0	0	0	0	1	2	0	0	0	0	0	0	-5						
23	Scottie Lewis	13:34	2-5	1-4	0-0	0	0	0	3	0	5	0	2	0	0	2							
0	Ques Glover	02:55	0-0	0-0	0-0	0	0	0	1	0	0	0	0	0	0	0	-5						
2	Samson Ruzhentsev	10:22	1-2	0-1	0-0	0	0	0	0	0	2	0	0	0	0	0	7						
Team						1	3	4			0		2										
Totals		25:48	7-15	14-16		6	21	27	19	15	71	12	16	6	0	6	4						

Shooting By Period		
1st FG%	15-29	51.7%
3PT%	4-8	50.0%
FT%	4-4	100%
2nd FG%	10-19	52.6%
3PT%	3-7	42.9%
FT%	10-12	83.3%
GM FG%	25-48	52.1%
3PT%	7-15	46.7%
FT%	14-16	87.5%

Dead Ball Rebounds: 3, 0

Technical Fouls: Coach 1st 10:52

Kentucky - 67

Record: 8-14 (7-8)

NO.	Name	Min	FG			3P			FT			Rebounds			Fouls		TP	AS	TO	ST	Blocks		+/-
			M-A	M-A	M-A	OR	DR	TOT	PF	FD	OR	DR	TOT	BS	BA								
23	Isaiah Jackson	16:05	4-4	0-0	3-4	3	2	5	4	2	11	1	2	1	3	0	8						
30	Olivier Sarr	35:11	2-4	0-1	2-2	2	1	3	1	3	6	1	2	1	1	0	-3						
3	Brandon Boston Jr.	31:52	3-10	1-4	6-6	0	3	3	1	5	13	1	1	0	0	-2							
10	Davion Mintz	39:03	7-14	2-9	5-5	0	3	3	0	3	21	1	2	3	1	0	-7						
13	Riley Welch	02:48	0-0	0-0	0-0	0	1	1	1	0	0	0	1	0	0	2							
2	Devin Askew	30:02	0-5	0-3	1-2	1	1	2	4	0	1	3	3	1	0	0	4						
12	Keion Brooks Jr.	20:36	1-5	0-1	2-2	2	2	4	2	1	4	0	3	0	1	0	-14						
0	Jacob Toppin	20:46	2-6	1-2	6-8	1	2	3	1	4	11	0	1	0	0	-11							
11	Dontaie Allen	03:37	0-0	0-0	0-0	0	0	0	1	0	0	0	0	0	0	0	3						
Team						0	1	1			0		0										
Totals		19:48	4-20	25-29		9	16	25	15	18	67	7	15	6	6	0	-4						

Technical Fouls: NONE

	FLA	UKY	Points from	FLA	UKY	Period by Period Scoring			
Biggest lead	4 (2 nd 10:25)	10 (1 st 10:52)	Turnovers	16	22				
Best Scoring Run	8 (1 st 8:00)	11 (1 st 15:22)	Paint	32	26		1st	2nd	TOT
Lead Changes	14		Second Chance	3	5	FLA	38	33	71
Times Tied	9		Fast Breaks	10	15	UKY	39	28	67
Time with Lead	13:51	22:08	Bench	9	16				

STARTING LINEUPS

	1	2	3	4	5	STAT LEADERS				
						Points	Rebounds	Assists	Steals	Blocks
Elon	Appleby	McKissic	Jones	Duruji	Castleton	20-Jones	7-Duruji	4-Castleton	2-McKissic	6-Castleton
Florida State	Appleby	McKissic	Jones	Duruji	Castleton	15-Castleton/Duruji	16-Castleton	5-Appleby	3-Jones	6-Castleton
Milwaukee	Appleby	McKissic	Jones	Duruji	Castleton	19-Castleton	10-Castleton	5-Appleby/Jones	3-Appleby	2-Felder
vs. California	Appleby	McKissic	Jones	Duruji	Castleton	18-Castleton	8-Castleton	3-Appleby/Castleton	3-McKissic	1-Three tied
vs. Ohio State	Appleby	McKissic	Jones	Duruji	Castleton	19-Fleming	8-Fleming	3-Castleton	4-Fleming	1-Castleton/Fleming
Troy	Appleby	Jones	Fleming	Duruji	Castleton	12-Appleby/Jones	8-Castleton	4-Jones	2-Three tied	2-Castleton/Felder
at Oklahoma	Appleby	McKissic	Jones	Duruji	Castleton	17-Fleming	11-Castleton	2-Appleby/Duruji	2-Fleming	4-Castleton
Texas Southern	McKissic	Jones	Fleming	Duruji	Castleton	15-McKissic	5-Castleton	3-Fleming/Jones	4-Jones	3-Castleton
North Florida	McKissic	Jones	Fleming	Duruji	Castleton	26-Castleton	8-Castleton	3-Duruji/McKissic	4-Appleby	1-Three tied
vs. Maryland	McKissic	Jones	Fleming	Duruji	Castleton	15-Appleby/Fleming	11-Fleming	4-Fleming/Jones	3-McKissic	3-Castleton
vs. USF	Appleby	McKissic	Jones	Duruji	Castleton	12-Castleton/Fleming	11-Castleton	5-Appleby/McKissic	1-Three tied	2-Felder
Stony Brook	Appleby	McKissic	Fleming	Duruji	Castleton	20-Fleming	7-Castleton/Jitoboh	7-Appleby	3-Appleby	2-Duruji
Alabama	Appleby	McKissic	Jones	Duruji	Castleton	19-Castleton	7-Castleton/Jones	5-Appleby	2-Castleton/Fleming	3-Duruji
at Auburn	Appleby	McKissic	Jones	Duruji	Castleton	22-Castleton	10-Castleton	9-Appleby	4-Appleby	2-Castleton
LSU	Appleby	Jones	Reeves	Duruji	Castleton	19-Castleton	9-Castleton	3-Jones	2-Fleming/Jones	3-Castleton
at South Carolina	McKissic	Fleming	Reeves	Duruji	Castleton	14-Fleming/Reeves	7-Castleton	6-Appleby	2-Appleby/Reeves	8-Castleton
Mississippi State	McKissic	Fleming	Reeves	Duruji	Jitoboh	22-Duruji	5-McKissic	5-Appleby/Fleming	5-Duruji	2-Jitoboh
Vanderbilt	McKissic	Fleming	Reeves	Duruji	Jitoboh	11-Appleby	10-Jitoboh	4-McKissic	4-Appleby	1-Three tied
at Ole Miss	McKissic	Fleming	Reeves	Duruji	Jitoboh	12-Jitoboh	5-Jitoboh	4-Appleby	1-Four tied	1-Three tied
at Tennessee	Appleby	McKissic	Reeves	Duruji	Jitoboh	16-Appleby/Duruji	6-Duruji	7-Appleby	3-Jones	2-Gatkek
Oklahoma State	Appleby	McKissic	Reeves	Fleming	Duruji	21-Appleby	6-Fleming	4-Appleby	3-Appleby	3-Gatkek
at Missouri	Appleby	McKissic	Reeves	Fleming	Duruji	18-Jones	6-Fleming	3-Fleming	2-McKissic	5-Gatkek
Ole Miss	Appleby	Fleming	Lane	Duruji	Castleton	17-Castleton	7-Castleton/Fleming	10-Appleby	2-Fleming	3-Castleton/Fleming
Georgia	Appleby	Fleming	Lane	Duruji	Castleton	23-Jones	9-Castleton	3-Appleby	4-Fleming	4-Castleton
at Kentucky										
at Texas A&M										
Auburn										
Arkansas										
at Georgia										
at Vanderbilt										
Kentucky										

MISC. SCORING

UF/Opp.	Paint	Off T/O	2nd Ch.	Fastbreak	Bench	Notables
Elon	32/28	19/11	17/6	14/8	10/16	Jones shot 4/5 from 3 in the 2nd half. Castleton added 18 points & had a UF opening-night record 6 blocks.
Florida State	32/22	20/18	16/5	9/9	12/22	14 lead changes, the last on a 13-0 UF run that put the Gators up 12 with 8:00 left...UF forced 17 turnovers.
Milwaukee	40/26	18/8	10/4	17/13	22/18	UF opened the 2nd half with an extended 32-4 run...Milwaukee didn't hit 30 points until 7:04 left to play.
vs. California	28/36	19/10	7/9	8/7	26/23	Florida went on a 29-10 spurt over the final 8:10 of the 1st half to break a 17-all tie...UF forced 18 turnovers.
vs. Ohio State	28/34	22/10	16/7	8/6	31/24	Appleby hit a game-winning buzzer-beater from 3...UF rallied from 10 down with 12:58 to play.
Troy	22/32	32/16	11/10	19/5	28/16	Florida opened the game on a 13-0 run & ended the first half on a 13-0 run...6 Gators scored in double figures.
at Oklahoma	34/38	17/19	5/6	2/10	19/6	UF fell behind 14-4 early, but took the lead briefly in both halves...Florida shot 4/24 from 3-point range.
Texas Southern	26/42	15/4	7/17	11/3	9/32	McKissic shot 4/6 from 3, but the rest of UF went 1/18...TSU earned a 46-23 rebounding advantage.
North Florida	48/26	33/7	9/12	28/7	26/27	Florida forced 28 turnovers...UF's 21 steals tied for 5th-most in program history & most since 12/28/99.
vs. Maryland	18/28	20/12	8/10	8/5	30/8	The Gators shot 11/27 from 3-point range but just 11/31 from 2...Appleby hit 5 2nd-half 3-pointers.
vs. USF	26/26	15/16	14/6	8/12	23/16	UF started 0/7, then went 12/22 for the rest of the 1st half...The Gators held a 45-27 rebounding advantage.
Stony Brook	44/36	27/20	19/4	16/10	37/32	Jitoboh had a career day with 12 points & 7 boards...Fleming shot 6/8 from the field, 4/5 from 3-point range.
Alabama	26/40	10/21	21/16	5/12	19/7	Alabama used a 14-0 run in the 2nd-half to open up the game...UF committed 20 turnovers.
at Auburn	32/44	22/13	21/2	8/14	9/35	UF fell behind by 13 early, but pulled within 1 inside the 9:00 mark...Appleby drew 3 offensive fouls.
LSU	26/42	19/6	16/6	6/10	17/14	The Gators again fought back, closing a 14-point deficit to 1 with 6:00 left...Reeves made his 1st career start.
at South Carolina	34/20	10/19	16/13	10/13	27/29	UF won its 3rd straight at SC, shutting out SC's top 3 scorers the entire 1st half...UF shot .619 FG% in the 2nd.
Mississippi State	20/34	24/20	9/13	9/10	24/14	UF outscored MSU 23-8 late to rally from 7 down with 7:20 to play...Duruji scored 18 of his 22 in the 2nd half.
Vanderbilt	28/12	23/7	20/4	2/8	24/16	The Gators opened the 2nd half on a 12-0 run...UF limited Vandy to 14 points on 3 made FGs in the 2nd half.
at Ole Miss	28/32	13/23	6/7	0/8	14/16	Ole Miss opened the 2nd half on an 8-0 run...UF shot 4/29 from 3...Gators without Castleton and Felder.
at Tennessee	28/20	22/17	6/7	9/13	23/23	UF hit 5/6 from 3 to open the game...Jitoboh posted a +16 plus-minus before suffering an eye injury.
Oklahoma State	12/32	23/16	11/13	29/22	17/25	The Gators rallied from 16 down to win, playing without both post players...UF shot 33/41 from the FT line.
at Missouri	14/32	17/21	7/9	6/2	18/19	UF came back from 9 down with 8:00 left...Appleby hit 2 FTs with :07.9 left & had 17 2nd-half points.
Ole Miss	24/16	15/6	2/14	9/2	23/15	Castleton returned from injury...UF rallied from a 9-point halftime deficit & used a 9-0 run in OT to win.
Georgia	22/30	16/14	10/15	9/8	31/10	Jones shot 7/11 from 3-point range...UF led by 16 in the 1st half & UGA closed within 3 with 2:56 to play.
at Kentucky						
at Texas A&M						
Auburn						
Arkansas						
at Georgia						
at Vanderbilt						
Kentucky						
Per game	28.2/31.0	19.8/14.3	12.3/8.7	10.5/9.3	21.6/19.5	

NOTES AND CHARTS

A MODEL OF CONSISTENCY

• The Gators are one of 10 major conference teams that have not suffered a losing season in conference play since 2015-16, coinciding with Mike White's tenure on the bench.

Zero Seasons w/Losing Conference Record - Since '15-16	
ACC	Duke, Louisville, Virginia
Big East	Creighton, Seton Hall, Villanova
Big Ten	Michigan
Big 12	Kansas
Pac-12	Oregon
SEC	Florida

• Over the course of White's tenure, the Gators' performance on any number of fronts has been among the SEC's elite.

Avg. Final KenPom Ranking	
19.5	Kentucky
26.5	Florida
45.5	Tennessee
46.0	Arkansas
56.2	Alabama

Conference Wins	
87	Kentucky
69	Florida, Tennessee
67	Arkansas
65	LSU

Road Conference Wins	
36	Kentucky
29	Florida
26	Tennessee
25	Alabama, Arkansas, Auburn, LSU
22	Texas A&M
21	South Carolina

Non-Conference Wins vs. Power Conference Opponents	
23	Florida
20	Kentucky
18	Tennessee, Texas A&M
14	Arkansas, Auburn

Top-25 Road Wins	
5	Kentucky
4	Florida, Ark., Auburn, South Carolina
3	Alabama, LSU, Ole Miss, Tenn., Texas A&M
1	Georgia, Missouri, Vanderbilt
0	Mississippi State

Top-25 Wins in Away/Neutral Games	
16	Kentucky (5/11)
12	Florida (4/8)
10	Auburn (4/6)
9	Tennessee (3/6)
8	South Carolina (4/4)
7	Alabama (3/4)
6	Arkansas (4/2), Texas A&M (3/3) (Away/Neutral in parentheses)

Overall Top-25 Wins	
25	Kentucky
22	Alabama
19	Florida
17	Tennessee
15	South Carolina

2021-22 SEC RANKINGS

Category	Player	Stat	Rank
Scoring	Castleton	15.4	8
Rebounds	Castleton	8.9	3
Off. Rebounds	Castleton	3.1	2
Def. Rebounds	Castleton	5.9	5
FG Pct.	Castleton	.540	2
3-Pt. FG Pct.	Felder	.400	*
3-Pt. FG Made	Jones	2.0	7
	Appleby	1.8	15
FT Pct.	Appleby	.869	3
	Fleming	.778	11
Assists	Appleby	4.0	10
Steals	Appleby	1.5	15
Blocked Shots	Castleton	2.8	2
A/TO Ratio	Appleby	1.5	11
Minutes	Castleton/Jones	28.3	^

*Does not qualify for SEC rankings; ^Not among SEC leaders

INDIVIDUAL HONORS

Tyree Appleby
Fort Myers Tip-Off All-Tournament Team

Colin Castleton
Preseason All-SEC (1st team, media & coaches)
Kareem Abdul-Jabbar Award Watch List
SEC Player of the Week (Nov. 15)
Fort Myers Tip-Off MVP
Orange Bowl Classic MVP

Anthony Duruji
Senior CLASS Award Candidate

Phlandrous Fleming Jr.
Fort Myers Tip-Off All-Tournament Team

TRACKING FLORIDA RECORDS

Blocked Shots by a Transfer (UF Career Total)

1.	Colin Castleton	2020-present	Michigan	105
2.	John Egbunu	2015-17	USF	84
3.	Dorian Finney-Smith	2013-16	Virginia Tech	69

Assists by a Transfer (UF Career Total)

1.	Dorian Finney-Smith	2013-16	Virginia Tech	195
2.	Tyree Appleby	2020-present	Cleve. St.	177
3.	Jason Williams	1997-98	Marshall	134
4.	Mike Rosario	2011-13	Rutgers	103

Steals by a Transfer (UF Career Total)

1.	Dorian Finney-Smith	2013-16	Virginia Tech	81
2.	Tyree Appleby	2020-present	Cleve. St.	75
3.	Jason Williams	1997-98	Marshall	53
4.	Jalen Hudson	2017-19	Virginia Tech	50
	Mike Rosario	2011-13	Rutgers	50

Points by a Transfer (UF Career Total)

1.	Dorian Finney-Smith	2013-16	Virginia Tech	1,220
2.	Jalen Hudson	2017-19	Virginia Tech	861
3.	Vernon Macklin	2009-11	Georgetown	787
4.	Mike Rosario	2011-13	Rutgers	655
5.	John Egbunu	2015-17	USF	578
6.	Colin Castleton	2020-present	Michigan	574
7.	Tyree Appleby	2020-present	Cleve. St.	542
8.	Egor Koulechov	2017-18	Rice	468
9.	Justin Leon	2015-17	Shawnee CC	448
10.	Canyon Barry	2016-17	Coll. of Charleston	399
11.	Kerry Blackshear Jr.	2019-20	Virginia Tech	396
12.	Anthony Duruji	2020-present	LA Tech	381
13.	Jason Williams	1997-98	Marshall	341

2021-22 SEC STANDINGS

	SEC	Overall
Auburn	10-1 .909	22-2 .917
Kentucky	9-2 .818	20-4 .833
Arkansas	8-3 .727	19-5 .792
Tennessee	8-3 .727	17-6 .739
FLORIDA	6-5 .545	16-8 .667
Mississippi State	5-5 .500	14-9 .609
Alabama	5-6 .455	15-9 .625
LSU	5-6 .455	17-7 .708
Vanderbilt	5-6 .455	13-10 .565
South Carolina	4-7 .364	13-10 .565
Texas A&M	4-7 .364	15-9 .625
Missouri	3-7 .300	9-14 .391
Ole Miss	3-8 .273	12-12 .500
Georgia	1-10 .091	6-18 .250

AP TOP 25

- *Auburn (48)
- Gonzaga (13)
- Purdue
- Arizona
- *Kentucky
- Houston
- Duke
- Kansas
- Texas Tech
- Baylor
- Providence
- UCLA
- Illinois
- Wisconsin
- Villanova
- *Ohio State
- Michigan State
- Marquette
- *Tennessee
- Texas
- USC
- Saint Mary's
- Murray State
- UConn
- Xavier

COACHES TOP 25

- Gonzaga (18)
- *Auburn (14)
- Purdue
- *Kentucky
- Arizona
- Duke
- Houston
- Kansas
- Texas Tech
- Baylor
- Providence
- UCLA
- Illinois
- Wisconsin
- Villanova
- *Ohio State
- Michigan State
- *Tennessee
- Marquette
- Texas
- USC
- Saint Mary's
- UConn
- Murray State
- Wake Forest

*2021-22 Florida Opponent

FLORIDA IN THE POLLS & RATINGS

Date	AP	Coaches	NET	KenPom	Sagarin	BPI
Preseason	-	-	*	25	*	*
Nov. 15	24	*	*	23	34	23
Nov. 22	23	24	*	18	28	17
Nov. 29	14	12	*	10	19	13
Dec. 6	20	16	22	19	22	16
Dec. 13	-	RV	62	28	35	23
Dec. 20	-	RV	59	30	35	24
Dec. 27	-	RV	52	30	31	22
Jan. 3	-	RV	44	28	30	25
Jan. 10	-	-	51	35	35	28
Jan. 17	-	-	46	37	36	28
Jan. 24	RV	-	34	30	29	20
Jan. 31	-	-	41	41	35	28
Feb. 7	-	-	44	49	34	30

*No new ranking

NOTES AND CHARTS

UF STRONG IN NON-CONFERENCE

- The Gators posted a 10-3 record in non-conference action, matching the team's best non-conference record under White.
- Florida recorded wins vs. ACC, Big Ten, Big 12 and Pac-12 opponents in the same season for the first time in program history.

Season	Notable Wins	Non-Conf. Record
2021-22	Florida State, vs. Cal, vs. Ohio State, Oklahoma State	10-3
2020-21	vs. Boston College, at West Virginia	4-1
2019-20	vs. Miami, vs. Xavier, vs. Providence,	8-5
2018-19	vs. Stanford, vs. West Virginia, Butler	8-5
2017-18	vs. Stanford, vs. Gonzaga, vs. Cincinnati, Baylor	9-4
2016-17	vs. Seton Hall, vs. Miami, at Oklahoma	10-3
2015-16	vs. Oklahoma State, West Virginia	9-4

GETTING DEFENSIVE

- The Gators stifled Vanderbilt for 42 points, the second-fewest by an SEC opponent under Mike White. UF held the Commodores to 14 points in the second half on 3-for-22 shooting, 0-for-9 from 3-point range.
- Florida's 45 points allowed vs. Milwaukee and Troy are both the sixth-fewest points the Gators have allowed under Mike White.
- This season is the first under White that the Gators have allowed 45 or fewer points multiple times in the same season, doing so three times to date. The Gators have allowed 47 points or fewer at least once per season under White.

Fewest Points Allowed under Mike White

March 18, 2017	vs. Virginia (NCAA Tourn.)	39
Dec. 6, 2020	Stetson	40
Feb. 10, 2018	at South Carolina	41
Nov. 13, 2015	at Navy	41
Jan. 22, 2022	Vanderbilt	42
Dec. 29, 2018	Butler	43
Nov. 28, 2021	Troy	45
Nov. 18, 2021	Milwaukee	45
Nov. 9, 2018	Charleston Southern	46
Dec. 17, 2016	vs. Charlotte	46
Jan. 18, 2020	#4 Auburn	47

STYLE POINTS

- Under Mike White, the Gators have 17 wins of 20+ points vs. power conference opponents, with 10 coming in neutral or road games.
- The Gators have multiple 20-point wins against ACC, Big 12, Big Ten and Pac-12 foes, claiming seven of those nine victories outside of Gainesville. Eight 20-point wins have been vs. SEC competition, and three of those were against AP top-10 teams.

20-Point Wins vs. Power Conference Non-SEC Teams (9)

January 28, 2017	at Oklahoma	+32	84-52
March 18, 2017	vs. Virginia	+26	65-39
Nov. 23, 2017	vs. Stanford	+21	108-87
Jan. 27, 2018	Baylor	+21	81-60
Nov. 22, 2018	vs. Stanford	+23	72-49
Dec. 29, 2018	Butler	+34	77-43
Dec. 17, 2019	vs. Providence	+32	83-51
Dec. 3, 2020	vs. Boston College	+20	90-70
Nov. 22, 2021	vs. California	+20	80-60

GATORS FACED STOUT SEC START

- Florida opens its SEC schedule with three straight games vs. ranked opponents, just the fourth time the Gators have faced such a stretch in SEC play and the first to open the conference schedule.

UNDER PRESSURE

- Florida's pressure defense has been turning opponents over at a high rate, including a 28-turnover, 21-steal performance vs. North Florida, both the high marks for a Mike White-coached Florida team.

NEVER GIVE IN

- Florida posted its third-largest comeback win of Mike White's tenure rallying from 16 down to defeat Oklahoma State, doing so in its first game without both Colin Castleton and Jason Jitoboh. The Gators forced 12 second-half turnovers and was lights-out from the free throw line, connecting on 33 of 41 attempts.
- The Gators rallied from 10 points down vs. Ohio State to win on Tyree Appleby's buzzer-beating 3-pointer, the first time this season that Florida faced a deficit greater than four points. Mike White called timeout trailing 47-37 with 12:58 to play, and the Gators immediately responded with an 8-0 run to get within two. OSU pushed the margin back to seven, 63-56, with 4:55 to play and led by two within the final minute before Appleby's heroic shot.
- The Gators battled back similarly against Mississippi State, falling behind 35-25 in the first half. UF rallied to tie the game at 52 with 11:49 to play before MSU pushed its lead back to eight. The Bulldogs hit a 3-pointer at the 7:20 mark to go up by seven, but the Gators outscored them 23-8 down the stretch, including a 14-0 run that sealed the game.
- Florida has also bounced back from nine points down on the heels of the Oklahoma State comeback, first with 8:00 to play at Missouri and a second time at halftime vs. Ole Miss.
- Florida has 13 wins under Mike White that featured a double-digit rally and have had multiple such victories in four consecutive seasons.

Date	Opponent	Largest Deficit	Time	Final
Jan. 29, 2022	Oklahoma State	16, 32-16	6:28, 1st	81-72
Jan. 19, 2022	Mississippi State	10, 35-25	3:44, 1st	80-72
Nov. 24, 2021	vs. Ohio State	10, 47-37	12:58, 2nd	71-68
Feb. 27, 2021	at Kentucky	10, 26-16	10:52, 1st	71-67
Dec. 2, 2020	vs. Army	12, 27-15	9:21, 1st	76-69
March 4, 2020	at Georgia	13, 19-6	15:01, 1st	68-54
Feb. 5, 2020	Georgia	22, 52-30	16:43, 2nd	81-75
Jan. 4, 2020	Alabama	21, 46-25	2:19, 1st	104-98 (20T)
March 15, 2019	vs. LSU	13, 42-29	16:52, 2nd	76-73
Feb. 23, 2019	Missouri	12, 40-28	17:01, 2nd	64-60
Jan. 22, 2019	Texas A&M	13, 48-35	19:21, 2nd	81-72
Jan. 6, 2018	at Missouri	12, 24-12	10:58, 1st	77-75
March 24, 2017	vs. Wisconsin	11, 24-13	8:09, 1st	84-83 (OT)

SECOND-HALF PERFORMANCES DELIVER COMEBACK WINS

- Anthony Duruji scored 18 of his 22 points vs. Mississippi State in the second half, helping the Gators rally from 10 down in the first half and seven down with 7:20 to play to secure the win. With five steals as well, he became the fifth Gator since 1996 and the first in nearly 13 years to post 22 points and five steals in a game. Of the eight such performances, Duruji's is the fourth to come vs. an SEC foe.

22+ points and 5+ steals in SEC play by a Gator | Since 1996

Player	Result	Date	Opponent	Pts	Stl
Anthony Duruji	W, 80-72	Jan. 19, 2022	Mississippi State	22	5
Nick Calathes	W, 83-74	Feb. 18, 2009	Alabama	22	5
Brett Nelson	W, 102-70	Jan. 16, 2002	LSU	26	5
Jason Williams	W, 81-64	Feb. 11, 1998	Auburn	26	5

- Tyree Appleby scored all 17 of his points at Missouri in the second half, including a 10-for-10 performance at the free throw line.

GATORS PROTECTING THE RIM

- Colin Castleton earned SEC Player of the Week honors in the opening week of the season, powered by his double-double against Florida State. It marked Florida's fifth double-double with 5+ blocked shots since 1996, the second by Castleton. He and Joakim Noah are the only Gators in that span with a 15/15/5 game.

Double-Doubles with 5+ blocked shots by a Gator | Since 1996

Player	Result	Date	Opponent	Pts	Reb	Blk
Colin Castleton	W, 71-55	Nov. 14, 2021	Florida State	15	16	6
Colin Castleton	W, 72-63	Jan. 12, 2021	Ole Miss	21	10	8
Patric Young	W, 58-40	Nov. 20, 2012	Savannah State	13	11	6
Joakim Noah	W, 75-62	March 26, 2006	Villanova	21	15	5
Joakim Noah	W, 57-53	March 24, 2006	Georgetown	15	10	5

- Castleton blocked six shots in each of the first two games, marking the second time he has posted back-to-back games with six or more swats. He's the first Gator since Dwayne Schintzius to post back-to-back six-block games, with Schintzius blocking seven shots against Florida State and Ohio State on Dec. 12 and 16, 1987.
- Matching a career high, Castleton blocked eight shots in the win at South Carolina, marking his seventh career game with at least five blocks and third of this season. Six of the seven such games have come vs. power conference opponents, and the Gators are 5-2 when Castleton blocks 5+ shots. He has scored double figures in all seven games with two double-doubles.
- Tuongthach Gatkek posted his first five-block game in the win at Missouri. Gatkek and Castleton are just the third pair of Florida teammates with a 5-block game in a season since 1996. Castleton and Omar Payne did so in 2020-21, and Al Horford and Joakim Noah accomplished the feat in both 2005-06 and 2006-07.

Gators with 5+ blocked shots this season

Player	Result	Date	Opponent	Pts	Reb	Blk
Tuongthach Gatkek	W, 66-65	Feb. 2, 2022	at Missouri	0	4	5
Colin Castleton	W, 71-63	Jan. 15, 2022	at South Carolina	10	7	8
Colin Castleton	W, 71-55	Nov. 14, 2021	Florida State	15	16	6
Colin Castleton	W, 74-61	Nov. 9, 2021	Elon	18	5	6

HEAD COACH MIKE WHITE

YEAR-BY-YEAR COACHING RECORD

Year	School	Overall	League	Postseason
2011-12	Louisiana Tech	18-16 .529	6-8 .429	
2012-13	Louisiana Tech	27-7 .794	16-2 .889	NIT 2nd Round (1-1)
2013-14	Louisiana Tech	29-8 .784	13-3 .813	NIT Quarterfinals (2-1)
2014-15	Louisiana Tech	27-9 .750	15-3 .833	NIT Quarterfinals (2-1)
2015-16	Florida	21-15 .583	9-9 .500	NIT Quarterfinals (2-1)
2016-17	Florida	27-9 .750	14-4 .778	NCAA Elite Eight (3-1)
2017-18	Florida	21-13 .618	11-7 .611	NCAA 2nd Round (1-1)
2018-19	Florida	20-16 .556	9-9 .500	NCAA 2nd Round (1-1)
2019-20	Florida	19-12 .613	11-7 .611	No postseason tournaments held
2020-21	Florida	15-10 .600	9-7 .563	NCAA 2nd Round (1-1)
2021-22	Florida	16-8 .667	6-5 .545	
Overall	11th Year	240-123 .661	119-64 .650	8 postseasons (13-8)
At UF	7th Year	139-83 .626	69-46 .600	5 postseasons (8-5/6-4 NCAA)



WHITE'S WIN-LOSS BREAKDOWN

	2021-22	Florida	Overall
Overall	16-8	139-83	240-123
Home	11-3	70-26	126-31
Away	2-4	35-39	69-68
Neutral	3-1	34-18	45-24
vs. Conference	6-5	69-48	119-64
vs. Conference Home	4-2	40-19	69-23
vs. Conference Away	2-3	29-29	50-41
vs. Non-Conference (Reg. Season)	10-3	59-26	99-43
vs. Non-Conference Home	7-1	30-8	55-9
vs. Non-Conference Away	0-1	4-9	14-23
vs. Non-Conference Neutral	3-1	24-9	30-11
Postseason Play	0-0	12-9	22-16
Conference Tournament	0-0	4-5	9-9
NCAA Tournament	0-0	6-4	6-4
NIT	0-0	2-1	7-4
vs. AP Top 25	1-4	19-34	19-35
vs. AP Top 15	0-3	9-19	7-20
vs. AP Top 10	0-1	5-14	5-15
vs. AP Top 5	0-0	1-6	1-6
vs. AP No. 1	0-0	0-4	0-4
Overtime	0-0	7-3	10-6
November	6-0	32-8	51-15
December	3-3	24-15	44-25
January	4-5	36-24	60-31
February	3-0	31-18	54-24
March	0-0	16-18	31-28
Sunday	2-1	8-9	14-12
Monday	1-2	4-3	11-5
Tuesday	1-0	26-15	34-17
Wednesday	6-4	28-15	37-21
Thursday	1-0	17-0	46-9
Friday	0-0	12-6	19-9
Saturday	5-1	44-35	80-50
Scoring 49 or fewer	0-0	0-1	0-2
Scoring 50-59	0-3	4-23	12-31
Scoring 60-69	4-2	21-31	39-50
Scoring 70-79	5-3	53-24	91-32
Scoring 80-89	7-0	42-2	66-6
Scoring 90-99	0-0	10-1	19-1
Scoring 100+	0-0	9-0	14-0
Allowing 49 or fewer	3-0	13-0	30-0
Allowing 50-59	4-0	32-3	57-3
Allowing 60-69	7-2	58-24	90-30
Allowing 70-79	2-4	27-35	51-56
Allowing 80-89	0-2	6-18	9-29
Allowing 90-99	0-0	2-2	4-4
Allowing 100+	0-0	1-0	1-0

SCHEDULE STRENGTH

In four of six full seasons under White, the Gators played the toughest non-conference schedule of any SEC team. Florida's non-conference schedule strength has rated among the top six of all power conference teams every season under White, including #1 twice (2015-16, 2016-17) and #3 in 2019-20. Below is a look at Florida's average schedule strength in KenPom and NCAA RPI/NET rankings over the past six seasons (2015-21).

	KenPom Overall SOS	KenPom Non-Conf. SOS
Florida	20.8	28.6
Kentucky	29.2	97.8
Alabama	33.8	89.8
Tennessee	38.3	73.0
Georgia	39.8	118.2
Vanderbilt	40.0	145.0
South Carolina	44.0	159.2
LSU	44.2	153.6
Missouri	44.8	195.6
Auburn	46.2	132.8
Texas A&M	50.0	155.2
Arkansas	51.5	163.4
Ole Miss	58.8	212.4
Mississippi St.	62.7	247.6

SEC RANKS (2015-21)

	SEC Ws	Overall Ws	NCAA Ws	KenPom Avg. Finish
Kentucky	77	149	9	19.5
Florida	63	123	6	26.5
Tennessee	61	123	3	45.5
LSU	60	115	3	68.3
Arkansas	46	128	4	46.0
Alabama	58	117	3	56.2
Auburn	55	123	5	66.7
South Carolina	55	108	4	74.8
Mississippi St.	51	116	0	59.8
Ole Miss	51	105	0	73.3
Texas A&M	48	104	4	79.8
Georgia	40	98	0	83.3
Missouri	35	84	0	100.3
Vanderbilt	33	79	0	85.3

WINS VS. RANKED TEAMS (19)

Jan. 30, 2016	#9 West Virginia	W	88-71
Feb. 4, 2017	#8 Kentucky	W	88-66
March 18, 2017	vs. #24 Virginia (at Orlando, NCAA Tournament)	W	65-39
March 24, 2017	vs. #25 Wisconsin (at NYC, NCAA Tournament)	W/OT	84-83
Nov. 24, 2017	vs. #17 Gonzaga (at Portland)	W/2OT	111-105
Dec. 9, 2017	vs. #17 Cincinnati (at Newark)	W	66-60
Jan. 2, 2018	at #11 Texas A&M	W	83-66
Jan. 20, 2018	at #18 Kentucky	W	66-64
Feb. 24, 2018	#12 Auburn	W	72-66
March 3, 2018	#23 Kentucky	W	80-67
Feb. 20, 2019	at #13 LSU	W/OT	82-77
March 15, 2019	vs. #9 LSU (at Nashville, SEC Tournament)	W	76-73
March 21, 2019	vs. #20 Nevada (at Des Moines, NCAA Tournament)	W	70-61
Nov. 25, 2019	vs. #18 Xavier (at Charleston)	W	70-65
Jan. 18, 2020	#4 Auburn	W	69-47
Jan. 19, 2021	#6 Tennessee	W	75-49
Jan. 30, 2021	at #11 West Virginia	W	85-80
March 19, 2021	vs. #25 Va. Tech (at Indianapolis, NCAA Tournament)	W/OT	75-70
Nov. 14, 2021	#20 Florida State	W	71-55

THE LAST TIME...

INDIVIDUAL PERFORMANCES

20 Points: 23, Myreon Jones, vs. Georgia, 2/9/22
25 Points: 26, Colin Castleton, vs. North Florida, 12/8/21
30 Points: 30, Tre Mann, vs. Tennessee (SEC Tournament), 3/12/21
35 Points: 35, Jalen Hudson, vs. Gonzaga (at Portland), 11/24/17
40 Points: 40, Eugene McDowell, vs. Biscayne, 12/21/82
50 Points: 54, Tony Miller, vs. Chicago State, 2/29/72

10 Rebounds: 10, Jason Jitoboh, vs. Vanderbilt, 1/22/22
12 Rebounds: 13, Colin Castleton, vs. Ohio State (at Fort Myers), 11/24/21
15 Rebounds: 16, Colin Castleton, vs. Florida State, 11/14/21
20 Rebounds: 20, Andrew DeClercq, vs. Kentucky, 1/18/94
25 Rebounds: 25, Neal Walk, vs. Georgia, 3/1/69
30 Rebounds: 31, Neal Walk, vs. Alabama, 1/27/68
5 Offensive Rebounds: 5, Jason Jitoboh, vs. Vanderbilt, 1/22/22
10 Rebounds in a Half: 11, Kerry Blackshear Jr, 1st half vs. Auburn, 1/18/20

10 Assists: 10, Tyree Appleby, vs. Ole Miss, 2/5/22
12 Assists: 13, Andrew Nembhard, vs. Long Beach State, 12/28/19
15 Assists: 17, Jason Williams, vs. Duquesne, 12/3/97

Made 8 Field Goals: 9-for-17, Colin Castleton, vs. North Florida, 12/8/21
Made 10 Field Goals: 11-for-13, Colin Castleton, at Vanderbilt, 12/30/20
Made 12 Field Goals: 12-for-15, John Egbunu, vs. Kentucky, 3/1/16

Attempted 15 Field Goals: 9-for-17, Colin Castleton, vs. North Florida, 12/8/21
Attempted 20 Field Goals: 11-for-20, Jalen Hudson, vs. LSU, 3/6/19
Attempted 25 Field Goals: 9-for-26, Anthony Roberson, vs. Tennessee, 1/19/05

Made 5 3-Pointers: 7-for-11, Myreon Jones, vs. Georgia, 2/9/22
Made 6 3-Pointers: 7-for-11, Myreon Jones, vs. Georgia, 2/9/22
Made 7 3-Pointers: 7-for-11, Myreon Jones, vs. Georgia, 2/9/22
Made 8 3-Pointers: 8-for-10, KeVaughn Allen, vs. Texas A&M, 1/22/19
Made 9+ 3-Pointers: 11-for-18, Michael Frazier II, at South Carolina, 3/4/14

Back-to-Back Games, 5+ 3FGM: Noah Locke, 5-for-10 at Texas A&M, 2/12/20; 6-for-8 vs. Vanderbilt, 2/15/20
Shot 100% from 3 (min. 5 att.): 5-for-5, Egor Koulechov, vs. Stanford (at Portland), 11/23/17

Attempted 10 3-Pointers: 7-for-11, Myreon Jones, vs. Georgia, 2/9/22
Attempted 12 3-Pointers: 3-for-12, Myreon Jones, vs. Alabama, 1/5/22
Attempted 15 3-Pointers: 5-for-15, Noah Locke, vs. South Carolina, 1/5/19

Made 10 Free Throws: 10-for-10, Tyree Appleby, at Missouri, 2/2/22
Made 12 Free Throws: 15-for-17, Keyontae Johnson, vs. Arkansas, 2/18/20
Made 15 Free Throws: 15-for-17, Keyontae Johnson, vs. Arkansas, 2/18/20

Attempted 10 Free Throws: 10-for-10, Tyree Appleby, at Missouri, 2/2/22
Attempted 15 Free Throws: 15-for-17, Keyontae Johnson, vs. Arkansas, 2/18/20
Attempted 20 Free Throws: 19-for-22, Joakim Noah, vs. Georgia, 3/1/06

4 Blocks: 4, Colin Castleton, vs. Georgia, 2/9/22
5 Blocks: 5, Tuongthach Gatkek, at Missouri, 2/2/22
6/7/8 Blocks: 8, Colin Castleton, at South Carolina, 1/15/22

4 Steals: 4, Phlandrous Fleming Jr., vs. Georgia, 2/9/22
5 Steals: 5, Anthony Duruji, vs. Mississippi State, 1/19/22
6 Steals: 6, Kevarrius Hayes, vs. Virginia (NCAA Tournament), 3/16/17
7 Steals: 7, Dan Werner, vs. Georgia, 2/9/08

4-Point Play: Tyree Appleby, vs. Mississippi State, 1/19/22
2 4-Point Plays: Canyon Barry, vs. Georgia, 1/14/17

Double-Double with Points/Rebounds: Colin Castleton, at Auburn, 1/8/22, 22p/10r
Double-Double with Points/Assists: Tyree Appleby, vs. Ole Miss, 2/5/22, 10p/10a
Triple-Double: Chris Chiozza, vs. Missouri, 2/2/17, 12p/12r/10a
2 Straight Points/Rebounds Double-Doubles: Colin Castleton, vs. Florida State, 11/14/21, 15p/16r; vs. Milwaukee, 11/18/21, 19p/10r
2 Straight Points/Assists Double-Doubles: Chris Chiozza, vs. Stanford (at Portland), 11/23/17, 14p/11a; vs. Gonzaga (at Portland), 11/24/17, 26p/10a
3 Straight Double-Doubles: Kerry Blackshear Jr., vs. North Florida, 11/6/19, 20p/10r; vs. Florida State, 11/10/19, 10p/13r; vs. Towson 13p/13r, 11/14/19
4 Straight Double-Doubles: David Lee, vs. Vanderbilt, 2/23/05, 13p/14r; at South Carolina, 2/27/05, 13p/14r; at Georgia, 3/2/05, 17p/13r; vs. Kentucky, 3/6/05, 11p/10r
5+ Points, Rebounds, Assists, Steals: Kasey Hill, vs. Ole Miss, 1/3/17, 8p/5r/5a/6s

20 Points & 10 Assists: Chris Chiozza, vs. Gonzaga (at Portland), 11/24/17, 26 points/10 assists
20 Points & 10 Rebounds: Colin Castleton, at Auburn, 1/8/22, 22 points/10 rebounds
20 Points & 15 Rebounds: Kerry Blackshear Jr. vs. Alabama, 1/4/20, 24 points/16 rebounds
25 Points & 10 Rebounds: Keyontae Johnson, vs. LSU, 2/26/20, 25 points/11 rebounds
25 Points & 15 Rebounds: Greg Stolt, vs. USF, 12/10/96, 33 points/15 rebounds
30 Points & 10 Rebounds: Joakim Noah, vs. Georgia, 3/1/06, 37 points/11 rebounds
30 Points & 15 Rebounds: Greg Stolt, vs. USF, 12/10/96, 33 points/15 rebounds

TEAM PERFORMANCES

85 points: 87, vs. Stony Brook, 12/22/21
90 points: 91, at Vanderbilt, 12/29/20
95/100 Points: 104, vs. Alabama, 1/4/20
105/110 Points: 111, vs. Gonzaga (at Portland), 11/24/17
115 Points: 116, vs. Gardner-Webb, 11/13/17
120 Points: 125, vs. FAMU, 12/10/00
130 Points: 131, vs. New Hampshire, 11/29/99

50 Rebounds: 52, vs. Alabama, 1/4/20
55 Rebounds: 56, vs. Missouri, 2/2/17
60 Rebounds: 62, vs. Jackson State (NCAA Tournament), 3/16/07
20 Offensive Rebounds: 20, vs. Mercer (at Jacksonville), 11/13/16
25 Offensive Rebounds: 27, vs. Bethune-Cookman, 12/11/99

Made 35 Field Goals: 37-for-65, at Georgia, 1/23/21
Made 40 Field Goals: 42-for-79, vs. North Florida, 11/16/17
Made 45 Field Goals: 46-for-81, vs. New Hampshire, 11/29/99

Attempted 65 Field Goals: 29-for-65, vs. North Florida, 12/8/21
Attempted 70 Field Goals: 33-for-76, vs. Alabama, 1/4/20
Attempted 75 Field Goals: 33-for-76, vs. Alabama, 1/4/20
Attempted 80 Field Goals: 39-for-83, vs. FAU, 11/27/00

Made 10 3-Pointers: 12-for-35, vs. Georgia, 2/9/22
Made 12 3-Pointers: 12-for-35, vs. Georgia, 2/9/22
Made 15 3-Pointers: 18-for-37, vs. Texas A&M, 1/22/19
Made 18 3-Pointers: 18-for-37, vs. Texas A&M, 1/22/19

Attempted 30 3-Pointers: 12-for-35, vs. Georgia, 2/9/22
Attempted 35 3-Pointers: 12-for-35, vs. Georgia, 2/9/22

Made 25 Free Throws: 33-for-41, vs. Oklahoma State, 1/29/22
Made 30 Free Throws: 33-for-41, vs. Oklahoma State, 1/29/22
Made 35 Free Throws: 37-for-42, at Auburn, 2/14/17
Made 40 Free Throws: 40-for-50, vs. Morehead State, 12/22/98

Attempted 35 Free Throws: 33-for-41, vs. Oklahoma State, 1/29/22
Attempted 40 Free Throws: 33-for-41, vs. Oklahoma State, 1/29/22
Attempted 45 Free Throws: 28-for-46, vs. West Virginia (at New York City), 12/4/18
Attempted 50 Free Throws: 40-for-50, vs. Morehead State, 12/22/98

20 Assists: 20, vs. Stony Brook, 12/22/21
25 Assists: 26, vs. North Florida, 11/27/18
30 Assists: 32, vs. Northeastern, 12/22/03

10 Steals: 11, vs. Oklahoma State, 1/29/22
15 Steals: 21, vs. North Florida, 12/8/21
20 Steals: 21, vs. North Florida, 12/8/21
25 Steals: 25, vs. Morehead State, 12/22/98

Forced 20 Turnovers: 28, vs. North Florida, 12/8/21
Forced 25 Turnovers: 28, vs. North Florida, 12/8/21
Forced 30 Turnovers: 30, vs. Georgia, 2/5/00
Forced 35 Turnovers: 35, vs. Florida A&M, 12/4/99

8/9/10/11 Blocked Shots: 11, at South Carolina, 1/15/22
12 Blocked Shots: 12, vs. South Carolina, 2/3/21

Had 5/6 Players with 10 Points: vs. Troy, 11/28/21; Tyree Appleby (12), Myreon Jones (12), Anthony Duruji (11), Phlandrous Fleming Jr. (11), Colin Castleton (10), Brandon McKissic (10)

Had 7 Players with 10 Points: at Auburn, 2/14/17; Canyon Barry (30), KeVaughn Allen (17), Devin Robinson (14), Chris Chiozza (11), Kasey Hill (11), John Egbunu (10), Justin Leon (10)

Had 8 Players with 10 Points: vs. North Carolina A&T, 11/18/10; Kenny Boynton (16), Chandler Parsons (16), Casey Prather (12), Erik Murphy (11), Erving Walker (11), Scottie Wilbekin (11), Patric Young (11), Vernon Macklin (10)

Had 2 Players with 20 Points: at Texas A&M, 2/12/20; Andrew Nembhard (24), Noah Locke (21)
Had 3 Players with 20 Points: vs. Gonzaga (at Portland), 11/24/17; Jalen Hudson (35), Chris Chiozza (26), KeVaughn Allen (23)

Had 2 Players with 25 Points: vs. Texas A&M, 1/22/19; KeVaughn Allen (31), Noah Locke (27)
Had 2 Players with 30 Points: vs. Georgia, 3/3/62; Cliff Luyk (36), Tom Barbee (32)

Had 7 Players Make a 3-Pointer: 7, vs. Milwaukee, 11/18/21
Had 8/9 Players Make a 3-Pointer: 9, vs. North Florida, 11/27/18
Had 2 Players Make 5+ 3-Pointers: vs. Texas A&M, 1/22/19; KeVaughn Allen (8), Noah Locke (7)

Had 2 Players with 10 Rebounds: vs. Maryland (at Brooklyn), 12/12/21; Phlandrous Fleming Jr. (11), Colin Castleton (10)

Had 3 Players with 10 Rebounds: vs. vs. Alabama, 1/4/20; Kerry Blackshear Jr. (16), Keyontae Johnson (12), Scottie Lewis (10)

Had 2 Players with a Double-Double: vs. Auburn 1/18/20; Kerry Blackshear Jr. (11 points, 16 rebounds), Omar Payne (19 points, 11 rebounds)

Had 3 Players with a Double-Double: vs. Alabama, 1/4/20; Kerry Blackshear Jr. (24 points, 16 rebounds), Scottie Lewis (15 points, 10 rebounds), Keyontae Johnson (10 points, 12 rebounds)

Had 2 Players Foul Out: 2, vs. Virginia Tech, 3/19/21 (NCAA Tournament); Anthony Duruji, Osayi Osifo
Had 3 Players Foul Out: 3, vs. Seton Hall (at Orlando), 11/24/16; Chris Chiozza, Kasey Hill, Devin Robinson

Overcame a 10-Point Deficit: vs. Oklahoma State, 1/29/22; Trailed 32-16 at 6:28 in the 1st half & won, 81-72
Overcame a 20-Point Deficit: vs. Georgia, 2/5/20; Trailed 52-30 at 16:43 in 2nd half & won, 81-75

Made a Buzzer-Beater: vs. Ohio State (at Fort Myers), 11/24/21, Tyree Appleby 3-pointer at the buzzer to win, 71-68


Made a Game-Winner: at Missouri, 2/2/22, Tyree Appleby made 2 free throws with 7.9 seconds left to win, 66-65

Lost on a Game-Winner: 3/3/21, vs. Missouri, Dru Smith layup with :00.7 left to defeat UF, 72-70


2021-22 FLORIDA GATORS



#0 MYREON JONES
G | Sr.* | 6-3 | 175 | Birmingham, Ala.




#1 CJ FELDER
F | Jr.* | 6-7 | 231 | Sumter, S.C.




#3 ALEX KLATSKY
G | So.* | 6-4 | 185 | Colts Neck, N.J.




#4 ANTHONY DURUJI
F | Sr.* | 6-7 | 209 | Germantown, Md.



#10 ELIJAH KENNEDY
G | Fr. | 6-3 | 185 | Virginia Beach, Va.



#11 KEYONTAE JOHNSON
F | Sr.* | 6-5 | 229 | Norfolk, Va.




#12 COLIN CASTLETON
F | Sr.* | 6-11 | 240 | Deland, Fla.



#14 KOWACIE REEVES
G | Fr. | 6-6 | 182 | Macon, Ga.



#20 JACK MAY
G | So.* | 6-4 | 175 | Boca Raton, Fla.



#22 TYREE APPLEBY
G | Sr.* | 6-1 | 163 | Jacksonville, Ark.



#23 BRANDON MCKISSIC
G | Gr. | 6-3 | 185 | Ferguson, Mo.




#24 PHLANDROUS FLEMING JR.
G | Gr. | 6-5 | 205 | Athens, Ga.



#32 TOUNGTHACH GATKE
F | So. | 6-9 | 172 | Portland, Maine



#33 JASON JITOBOH
C | Jr.* | 6-11 | 305 | Abuja, Nigeria



#44 NIELS LANE
G | So.* | 6-5 | 206 | Freehold, N.J.



MIKE WHITE
Head Coach



AL PINKINS
Associate Head Coach



ERIK PASTRANA
Assistant Coach



AKEEM MISKDEEN
Assistant Coach

ROSTER

NUMERICAL ROSTER

0	Myreon Jones	G	6-3	175	Sr.*	TR	Birmingham, Ala./Penn State
1	CJ Felder	F	6-7	231	Jr.*	TR	Sumter, S.C./Boston College
3	Alex Klatsky	G	6-4	185	So.*	1L	Colts Neck, N.J./Ranney School
4	Anthony Duruji	F	6-7	209	Sr.*	1L	Germantown, Md./Louisiana Tech
10	Elijah Kennedy	G	6-3	185	Fr.	HS	Virginia Beach, Va./Green Run HS
11	Keyontae Johnson	F	6-5	229	Sr.*	3L	Norfolk, Va./Oak Hill Academy
12	Colin Castleton	F	6-11	240	Sr.*	1L	Deland, Fla./Michigan
14	Kowacie Reeves	G	6-6	182	Fr.	HS	Macon, Ga./Westside
20	Jack May	G	6-4	175	So.*	1L	Boca Raton, Fla./Saint Andrew's School
22	Tyree Appleby	G	6-1	163	Sr.*	1L	Jacksonville, Ark./Cleveland State
23	Brandon McKissic	G	6-3	185	Gr.	TR	Ferguson, Mo./UMKC
24	Phlandrous Fleming Jr.	G	6-5	205	Gr.	TR	Athens, Ga./Charleston Southern
32	Tuongthach Gatkek	F	6-9	172	So.*	TR	Portland, Maine/Trinity Valley CC (Texas)
33	Jason Jitoboh	C	6-11	285	Jr.*	2L	Abuja, Nigeria/Hamilton Heights (Tenn.)
44	Niels Lane	G	6-5	206	So.*	1L	Freehold, N.J./Roselle Catholic

*Qualifies to apply for additional season of eligibility due to COVID-19.

ALPHABETICAL ROSTER

22	Tyree Appleby	G	6-1	163	Sr.*	1L	Jacksonville, Ark./Cleveland State
12	Colin Castleton	F	6-11	240	Sr.*	1L	Deland, Fla./Michigan
4	Anthony Duruji	F	6-7	209	Sr.*	1L	Germantown, Md./Louisiana Tech
1	CJ Felder	F	6-7	231	Jr.*	TR	Sumter, S.C./Boston College
24	Phlandrous Fleming Jr.	G	6-5	205	Gr.	TR	Athens, Ga./Charleston Southern
32	Tuongthach Gatkek	F	6-9	172	So.*	TR	Portland, Maine/Trinity Valley CC (Texas)
10	Elijah Kennedy	G	6-3	185	Fr.	HS	Virginia Beach, Va./Green Run HS
33	Jason Jitoboh	C	6-11	285	Jr.*	2L	Abuja, Nigeria/Hamilton Heights (Tenn.)
11	Keyontae Johnson	F	6-5	229	Sr.*	3L	Norfolk, Va./Oak Hill Academy
0	Myreon Jones	G	6-3	175	Sr.*	TR	Birmingham, Ala./Penn State
3	Alex Klatsky	G	6-4	185	So.*	1L	Colts Neck, N.J./Ranney School
44	Niels Lane	G	6-5	206	So.*	1L	Freehold, N.J./Roselle Catholic
20	Jack May	G	6-4	175	So.*	1L	Boca Raton, Fla./Saint Andrew's School
23	Brandon McKissic	G	6-3	185	Gr.	TR	Ferguson, Mo./UMKC
14	Kowacie Reeves	G	6-6	182	Fr.	HS	Macon, Ga./Westside

*Qualifies to apply for additional season of eligibility due to COVID-19.

Head Coach: Mike White (Ole Miss '00)

Associate Head Coach: Al Pinkins (N.C. State '98)

Assistant Coaches: Erik Pastrana (Florida State, '07), Akeem Miskdeen (Queens University, '08)

Director of Basketball Operations: Jonathan Blake (North Carolina '11)

Special Assistant to the Head Coach: Bryce Douglas (Puget Sound '09)

Associate AD, Sports Health: Dave Werner (Eastern Kentucky '91)

Director of Strength & Conditioning: Preston Greene (Clemson '99)

Assistant AD, Hawkins Center: Tom Williams (Florida '78)

PRONUNCIATION GUIDE

Anthony Duruji	duh-ROO-jee
Phlandrous Fleming Jr.	FLAN-druss (like "fan" but add an L)
Tuongthach Gatkek	TOON-sike GAT-kek
Jason Jitoboh	jih-TOE-bo
Myreon Jones	Myron
Niels Lane	Niles
Kowacie Reeves	ko-WAY-see

COMMONLY-USED NICKNAMES/SHORTHAND

Tyree Appleby	"App"
Anthony Duruji	"Ant" / "Rooj"
Phlandrous Fleming Jr.	"Phlan"
Tuongthach Gatkek	"Tuon" (Pronounced "toon")
Elijah Kennedy	"Eli"
Keyontae Johnson	"Key"
Myreon Jones	"MJ"
Brandon McKissic	"B-Mac"
Kowacie Reeves	"Wacie"

2022 SIGNING CLASS

- Denzel Aberdeen:** 6-4 | 175 | Orlando, Fla. | Dr. Phillips...Named 7A All-State and led Dr. Phillips to its first state championship, scoring 27 points in the final... "I chose Florida because I love what Coach White brings to the game...Florida also has a great basketball tradition where I know I can show my talents and contribute greatly and lead the team." (via Rivals)
- Jalen Reed:** 6-10 | 220 | Jackson, Miss. | Southern California Academy...ESPN100 member and consensus four-star prospect... "I really feel like I get along with the coaching staff well. I feel like we will build a lifelong relationship, and I trust them to help me develop and keep getting better. ... I feel like the play style fits me and with the development, I feel like it was the perfect situation for me." (via 247 Sports)
- Malik Reneau:** 6-9 | 220 | Miami, Fla. | Montverde Academy...Top-25 in the ESPN100 member and a 247 Sports five-star prospect... "I picked Florida because it was a family. ...They are going to use me in many ways to help the team, like pick and roll, pick and popping, using ball screens, isolation, post-up, etc. Defensively, I'll be able to guard everyone on the court." (via on3.com)

MEDIA INFORMATION

CREDENTIALS: Requests for credentials will be taken online and reviewed by Florida communications.

To access the credential request form, please visit www.sportssystem.com/floridahoops. Once you have submitted your credential request, you will receive an automated email from the Communications Department acknowledging your request was received and is being reviewed. Once a decision is made on your request, you will receive an email with further information.

CREDENTIAL PICK-UP: All media admittance will be via a will-call list at Gate 4 for the 2020-21 season.

INTERNET CREDENTIALS: Only official websites of each participating institution, along with networks holding contractual broadcast rights to a game and websites affiliated with a national publication or news outlet, will be issued credentials.

PLAYER/STAFF INTERVIEWS: All interview requests for players or coaching staff should be coordinated through Denver Parler at least 24 hours in advance. Interviews will be arranged before or after practice according to class and meeting schedules during the preseason and once the season begins, players will typically be available at least once a week plus game days. Please contact Parler for player availability during the season. The Communications Office will not give out home or cell phone numbers for any players, and players may not be contacted directly by phone, text, email or social media. Members of the media are not permitted in team areas. Team locker room, training room and strength complex are considered private work areas. These areas, as well as players' housing (on-campus and off-campus), are off-limits to media representatives.

PRESS CONFERENCES: All media opportunities and press conferences will take place via Zoom until further notice.

VIDEO: Media outlets are limited to a total of three minutes of video per day to be posted on their websites or shown on a news broadcast. This applies to outlets that are primarily websites, as well as to TV station, newspaper or magazine websites.

MEDIA ROOM: The media work room and press conference room will be closed for the 2020-21 season. Media should work from their assigned seats in the press seating area at all times.

FLORIDA LOCKER ROOM: The Gators locker room is closed to the media with the exception of the SEC and NCAA Tournaments (pending health and safety decisions). Coach White and up to two Florida players will be available to the media following games via Zoom. Florida will coordinate with visiting SIDs to make their Zoom link available to media members, as well.

VISITOR LOCKER ROOM: Interview policies and procedures will be determined by visiting Sports Information Directors and coaches.

RADIO: ISDN lines are provided for visiting broadcasts. Broadcast coordinators/producers are encouraged to contact Denver Parler prior to arrival in Gainesville to make sure all broadcast needs are met.

PHOTOGRAPHERS: Photo shooting locations to be assigned by the Communications Office. Arrangements for pool photo and video will be made in light of any potential limitations.

GENERAL GAME DAY MEDIA SERVICES: Florida will make live stats available to media members via StatBroadcast.

SEATING: Press seating is assigned, and all media members are asked to utilize their assigned seat. Press seating is located approximately 10 rows off the floor in the Gate 4 corner of the arena and west baseline.

PARKING: Parking may be requested when applying for credentials and will be granted if available. Media may also park in the O'Connell Center garage, which is open to the public for free on a first-come, first-served basis.

COMMUNICATIONS SHIPPING ADDRESS

Ben Hill Griffin Stadium
Central Receiving
121 Gale Lemerand Dr.
Gainesville, FL 32611

ELITE 8 TRIPS

<i>Since 2000</i>	
Kansas	10
Kentucky	9
Michigan State	9
North Carolina	9
FLORIDA	8
Duke	7
Arizona	6
Louisville	6
UConn	6
Gonzaga	4
Michigan	4
Oklahoma	4
Oregon	4
Syracuse	4
UCLA	4
Villanova	4
Wisconsin	4
Baylor	3
Memphis	3
Ohio State	3
Texas	3
Xavier	3
Butler	2
Illinois	2
Kansas State	2
Marquette	2
Maryland	2
Missouri	2
Notre Dame	2
Oklahoma State	2
Purdue	2
Texas Tech	2
USC	2
Virginia	2
West Virginia	2
Alabama	1
Arkansas	1
Auburn	1
Davidson	1
Dayton	1
Florida State	1
George Mason	1
Georgetown	1
Georgia Tech	1
Houston	1
Indiana	1
Iowa State	1
Kent State	1
Loyola Chicago	1
LSU	1
Oregon State	1
Pittsburgh	1
Saint Joseph's	1
South Carolina	1
Stanford	1
Temple	1
Tennessee	1
Tulsa	1
VCU	1
Wichita State	1

UNIVERSITY FACTS

Location: Gainesville, Fla.
Founded: 1853
Enrollment: 57,841
Conference: Southeastern (SEC)
Nickname: Gators
UF President: Dr. W. Kent Fuchs
Athletic Director: Scott Stricklin
Mascots: Albert and Alberta
Colors: Orange (PMS 172) and Blue (PMS 287)
Website: FloridaGators.com
Facebook: [facebook.com/GatorsMBK](https://www.facebook.com/GatorsMBK)
Twitter: @GatorsMBK
Instagram: @gatorsmbk

COACHING STAFF FACTS

Head Coach: Mike White (Ol' Miss '00)
UF Record: 139-83/7th season
Overall Record: 240-123/11th season
Associate Head Coach: Al Pinkins (N.C. State '98)
Assistant Coaches: Erik Pastrana (Florida State '07),
Akeem Miskdeen (Queens University '08)
Athletic Trainer: Dave "Duke" Werner
Director, Strength & Conditioning: Preston Greene
Director of Basketball Operations: Jonathan Blake
Special Assistant to the Head Coach: Bryce Douglas
Executive Assistant: Tracy Pfaff
Program Coordinator: Mike Robuck
Academic Advisor: Tom Williams

PROGRAM FACTS

Arena: Exactech Arena at the Stephen C. O'Connell Center (10,151)
Season: 103rd
Overall Record: 1,485-1,143
SEC Record: 667-671
NCAA Tournaments: 21 (1989, '94, '95, '99, 2000, '01, '02, '03, '04, '05, '06, '07, '10, '11, '12, '13, '14, '17, '18, '19, '21)
Final Fours: 5 (1994, 2000, '06, '07, '14)
National Championships: 2 (2006, '07)
NIT Appearances: 10 (1969, '84, '85, '86, '92, '93, '98, 2008, '09, '16)
SEC Tournament Championships: 4 (2005, '06, '07, '14)
SEC Championships: 7 (1989, 2000, '01, '07, '11, '13, '14)
All-Americans: 25
All-SEC: 113
SEC Academic Honor Roll: 134
NBA Draftees: 37
2020-21 Record: 15-10
2020-21 Conference Record: 9-7 (5th)
Lettermen Returning/Lost: 8/7
Starters Returning/Lost: 3/2

COMMUNICATIONS CONTACT

Denver Parler | denverp@gators.ufl.edu
352-692-6195 (o) | 352-318-3493 (c)
Fax: 352-375-4809

#0 MYREON JONES

SENIOR* | G | 6-3 | 175 | BIRMINGHAM, ALA. | PENN STATE

OVERVIEW

- High-scoring guard who has upped his production each collegiate season, averaging 10.4 points per game with 12 20-point performances over 80 career appearances at Penn State, including a team-leading 15.3 points per game in 2020-21.
- Three of his 11 20-point games have come vs. top-25 opponents, and he went for a career-best 29 at Nebraska on Feb. 23, 2021.
- Increased his scoring by 9.3 points per game from 4.0 points as a freshman to 13.3 as a sophomore, coinciding with his move into PSU's starting lineup.
- Two-time All-Big Ten honorable mention honoree with 11 games making four or more 3-pointers.

2021-22 HIGHLIGHTS

- Drained a career-high seven 3-pointers and scored a team-leading 23 points in the win vs. Georgia. He became the first Gator in three years to hit seven 3-pointers in a game.
- Led Florida with 18 points, including five first-half 3-pointers in the win at Missouri.
- Went for 20 in his Florida debut, leading the Gators in scoring vs. Elon. Jones shot 4-for-5 from 3-point range in the second half, including a 4-point play.
- Surpassed the 1,000-point career scoring mark in the win vs. Oklahoma State, hitting the milestone with his go-ahead 3-point shot that put UF in front after being down by 16.



CAREER STATS

Season	gp-gs	min/avg	Total		3-Point		F-Throws		Rebounds				Scoring							
			fg-fga	pct	fg-fga	pct	ft-fa	pct	off	def	tot	avg	pf	fo	ast	to	blk	stl	pts	avg
2018-19*	30-0	323/10.8	39-131	.298	18-65	.277	24-31	.774	4	26	30	1.0	16	0	15	14	0	15	120	4.0
2019-20*	25-24	715/28.6	119-268	.444	56-139	.403	38-49	.776	12	56	68	2.7	36	0	74	37	4	32	332	13.3
2020-21*	25-24	756/30.2	127-322	.394	60-152	.395	68-88	.773	19	48	67	2.7	34	0	51	29	3	32	382	15.3
2021-22	23-14	657/28.6	73-193	.378	47-136	.346	26-36	.722	10	58	68	3.0	23	0	39	33	4	32	219	9.5
TOTAL	23-14	657/28.6	73-193	.378	47-136	.346	26-36	.722	10	58	68	3.0	23	0	39	33	4	32	219	9.5
All*	103-62	2451/23.8	358-914	.392	181-492	.368	156-204	.765	45	188	233	2.3	109	0	179	113	11	111	1053	10.2

GAME-BY-GAME STATS

Opponent	Date	gs	min	Total		3-Pointers		Free throws		Rebounds				pf	a	t/o	blk	stl	pts	avg	
				fg-fga	pct	3fg-fga	pct	ft-fa	pct	off	def	tot	avg								
ELON	11/09/21	*	27	7-14	.500	4-8	.500	2-3	.667	3	3	6	6.0	1	3	1	0	1	20	20.0	
FLORIDA ST.	11/14/21	*	37	4-13	.308	2-7	.286	2-2	1.000	1	5	6	6.0	1	4	0	3	12	16.0		
MILWAUKEE	11/18/21	*	26	3-6	.500	1-3	.333	0-0	.000	1	3	4	5.3	1	5	0	1	7	13.0		
vs California	11/22/21	*	26	5-8	.625	3-6	.500	0-0	.000	0	1	1	4.3	0	1	0	0	13	13.0		
vs Ohio St.	11/24/21	*	37	2-7	.286	1-3	.333	2-2	1.000	0	3	3	4.0	1	0	4	2	7	11.8		
TROY	11/28/21	*	27	4-10	.400	4-9	.444	0-0	.000	1	2	3	3.8	0	4	0	1	12	11.8		
at Oklahoma	12/01/21	*	40	2-7	.286	1-6	.167	0-0	.000	0	1	1	3.4	4	0	1	0	5	10.9		
TEXAS SOUTHERN	12/06/21	*	35	2-8	.250	0-4	.000	0-0	.000	1	2	3	3.4	1	3	0	4	4	10.0		
NORTH FLORIDA	12/08/21	*	29	5-9	.556	1-5	.200	3-4	.750	0	4	4	3.4	0	1	1	0	2	14	10.4	
vs Maryland	12/12/21	*	34	1-8	.125	1-5	.200	0-0	.000	1	3	4	3.5	2	4	2	0	3	9.7		
vs South Fla.	12/18/21	*	33	3-13	.231	1-7	.143	1-1	1.000	0	4	4	3.5	1	1	3	1	0	8	9.5	
ALABAMA	01/05/22	*	34	4-14	.286	3-12	.250	0-0	.000	0	7	7	3.8	2	1	4	0	11	9.7		
at Auburn	01/08/22	*	30	5-10	.500	3-7	.429	0-2	.000	1	0	1	3.6	3	1	2	0	3	13	9.9	
LSU	01/12/22	*	34	2-12	.167	2-9	.222	3-6	.500	1	4	5	3.7	1	3	3	1	2	9	9.9	
at South Carolina	01/15/22		14	2-6	.333	2-5	.400	2-4	.500	0	1	1	3.5	0	1	3	0	1	8	9.7	
MISSISSIPPI ST.	01/19/22		17	0-0	.000	0-0	.000	0-0	.000	0	0	0	3.3	0	1	2	0	0	0	9.1	
VANDERBILT	01/22/22		20	2-7	.286	2-5	.400	0-0	.000	0	2	2	3.2	0	1	1	0	0	6	8.9	
at Ole Miss	01/24/22		21	0-2	.000	0-2	.000	0-0	.000	0	2	2	3.2	0	3	0	0	1	0	8.4	
at Tennessee	01/26/22		28	4-9	.444	1-6	.167	1-1	1.000	0	3	3	3.2	3	2	0	0	3	10	8.5	
OKLAHOMA ST.	01/29/22		18	1-4	.250	1-4	.250	5-6	.833	0	1	1	3.1	0	0	0	0	2	8	8.5	
at Missouri	02/02/22		31	5-10	.500	5-8	.625	3-3	1.000	0	5	5	3.1	2	1	1	0	1	18	9.0	
OLE MISS	02/05/22		30	3-5	.600	2-4	.500	0-0	.000	0	1	1	3.0	0	0	0	0	0	8	8.9	
GEORGIA	02/09/22		29	7-11	.636	7-11	.636	2-2	1.000	0	1	1	3.0	0	2	1	2	1	23	9.5	
Totals			14	657	73-193	.378	47-136	.346	26-36	.722	10	58	68	3.0	23	39	33	4	32	219	9.5

Games played: 23
 Minutes/game: 28.6
 Points/game: 9.5
 FG Pct: 37.8
 3FG Pct: 34.6
 FT Pct: 72.2

Rebounds/game: 3.0
 Assists/game: 1.7
 Turnovers/game: 1.4
 Assist/turnover ratio: 1.2
 Steals/game: 1.4
 Blocks/game: 0.2

GAME HIGHS

Points	
2021-22/UF	23, vs. Georgia (2/9/22)
Career	29, at Nebraska (2/23/21)
Rebounds	
2021-22/UF	7, vs. Alabama (1/5/22)
Career	10, vs. Syracuse (11/29/19)
Field Goals	
2021-22/UF	7, 2x, last vs. Georgia (2/9/22)
Career	9, 2x, last at Purdue (1/17/21)
Field Goal Attempts	
2021-22/UF	14, 2x, last vs. Alabama (1/5/22)
Career	22, at Purdue (1/17/21)
3-Point Field Goals	
2021-22/UF/Career	7, vs. Georgia (2/9/22)
3-Point FG Attempts	
2021-22/UF	12, vs. Alabama (1/5/22)
Career	13, at Purdue (1/17/21)
Free Throws	
2021-22/UF	5, vs. Oklahoma State (1/29/22)
Career	7, 4x, last at Maryland (3/7/21)
Free Throw Attempts	
2021-22/UF	6, 2x, last vs. Okla. State (1/29/22)
Career	9, at Rutgers (1/21/21)
Assists	
2021-22/UF	5, vs. Milwaukee (11/18/21)
Career	6, 4x, last vs. VCU (12/2/20)
Steals	
2021-22/UF	4, vs. Texas Southern (12/6/21)
Career	4, 4x, last vs. Texas So. (12/6/21)
Blocked Shots	
2021-22/UF/Career	2, vs. Georgia (2/9/22)
Minutes Played	
2021-22/UF	40-, at Oklahoma (12/1/21)
Career	40-, at Oklahoma (12/1/21)

#4 ANTHONY DURUJI

SENIOR* | F | 6-7 | 209 | GERMANTOWN, MD. | LOUISIANA TECH

OVERVIEW

- Versatile four-man with the ability to play above the rim, Duruji started the majority of games for the Gators in his junior season and tallied four double-figure scoring games.
- Graduated in Spring 2021 with a degree in Education Sciences and now working on his Master's degree in Entrepreneurship.
- Played in 65 games with 52 starts over two seasons at Louisiana Tech, averaging 9.7 points and 5.1 rebounds to go along with 85 blocked shots.
- Earned 2018 Conference USA Freshman of the Year and All-Freshman Team honors in 2017-18 and followed that up by starting all 33 games as a sophomore and posting 12.2 points and 6.2 rebounds per game.

2021-22 HIGHLIGHTS

- Reached the 1,000-point career scoring mark during his 14-point performance in the win at Missouri.
- Posted his UF high with 22 points and a career high with five steals vs. MSU, becoming the fifth Gator since 1996 (Donovan/White Era) to post a 22-point, five-steal outing. He joins Nick Calathes (twice), Corey Brewer (twice), Brett Nelson and Jason Williams (twice).
- Posted 15 points on 5-for-8 shooting in the defeat of #20 Florida State.
- Threw down the game-tying alley-oop in the final minute of the win vs. Ohio State.
- A critical member of the Gators' frontcourt, Duruji brings superior athleticism to the Florida press and has highlight-reel finishing capability.



CAREER STATS

Season	gp-gs	min/avg	Total		3-Point		F-Throws		Rebounds				Scoring							
			fg-fga	pct	fg-fga	pct	ft-fga	pct	off	def	tot	avg	pf	fo	ast	to	blk	stl	pts	avg
2017-18*	32-19	683/21.3	82-182	.451	28-71	.394	37-62	.597	36	95	131	4.1	77	2	26	38	45	12	229	7.2
2018-19*	33-33	988/29.9	144-308	.468	41-121	.339	74-110	.673	48	155	203	6.2	83	1	31	55	10	31	403	12.2
2020-21	25-17	549/22.0	64-146	.438	10-38	.263	14-29	.483	35	74	109	4.4	59	2	14	31	11	14	152	6.1
2021-22	24-24	608/25.3	85-152	.559	17-51	.333	42-56	.750	39	66	105	4.4	70	1	28	40	15	25	229	9.5
TOTAL	49-41	1157/23.6	149-298	.500	27-89	.303	56-85	.659	74	140	214	4.4	129	3	42	71	26	39	381	7.8
All*	114-93	2828/24.8	375-788	.476	96-281	.342	167-257	.650	158	390	548	4.8	289	6	99	164	81	82	1013	8.9

GAME-BY-GAME STATS

Opponent	Date	gs	min	Total		3-Pointers		Free throws		Rebounds				pf	a	t/o	blk	stl	pts	avg	
				fg-fga	pct	3fg-fga	pct	ft-fga	pct	off	def	tot	avg								
ELON	11/09/21	*	26	3-4	.750	1-2	.500	1-2	.500	4	3	7	7.0	2	1	0	1	1	8	8.0	
FLORIDA ST.	11/14/21	*	36	5-8	.625	1-2	.500	4-5	.800	3	4	7	7.0	2	0	1	2	2	15	11.5	
MILWAUKEE	11/18/21	*	25	4-7	.571	1-1	1.000	3-3	1.000	3	4	7	7.0	2	1	0	1	1	12	11.7	
vs California	11/22/21	*	24	3-4	.750	1-1	1.000	0-0	.000	2	1	3	6.0	2	1	1	1	0	7	10.5	
vs Ohio St.	11/24/21	*	24	3-9	.333	1-1	1.000	1-2	.500	3	0	3	5.4	3	0	1	0	1	8	10.0	
TROY	11/28/21	*	25	4-5	.800	0-1	.000	3-3	1.000	0	2	2	4.8	3	3	2	0	2	11	10.2	
at Oklahoma	12/01/21	*	24	3-7	.429	0-2	.000	1-2	.500	2	1	3	4.6	4	2	1	0	1	7	9.7	
TEXAS SOUTHERN	12/06/21	*	24	4-6	.667	1-1	1.000	0-0	.000	3	1	4	4.5	3	1	1	1	1	9	9.6	
NORTH FLORIDA	12/08/21	*	19	2-4	.500	1-3	.333	0-0	.000	0	3	3	4.3	2	3	0	0	2	5	9.1	
vs Maryland	12/12/21	*	16	3-5	.600	0-2	.000	3-3	1.000	1	0	1	4.0	4	0	1	0	1	9	9.1	
vs South Fla.	12/18/21	*	27	4-8	.500	2-4	.500	1-2	.500	3	6	9	4.5	2	1	2	0	1	11	9.3	
STONY BROOK	12/22/21	*	18	3-5	.600	0-1	.000	1-2	.500	0	1	1	4.2	4	1	2	2	1	7	9.1	
ALABAMA	01/05/22	*	23	1-1	1.000	1-1	1.000	2-4	.500	2	4	6	4.3	3	1	0	3	0	5	8.8	
at Auburn	01/08/22	*	29	6-12	.500	2-6	.333	0-0	.000	1	4	5	4.4	3	0	0	1	1	14	9.1	
LSU	01/12/22	*	26	4-7	.571	0-2	.000	0-2	.000	0	2	2	4.2	3	2	3	1	1	8	9.1	
at South Carolina	01/15/22	*	24	2-2	1.000	0-0	.000	0-0	.000	2	4	6	4.3	2	2	0	0	0	4	8.8	
MISSISSIPPI ST.	01/19/22	*	31	6-8	.750	2-3	.667	8-9	.889	1	2	3	4.2	4	1	3	1	5	22	9.5	
VANDERBILT	01/22/22	*	25	3-6	.500	0-3	.000	1-2	.500	2	6	8	4.4	4	1	4	0	2	7	9.4	
at Ole Miss	01/24/22	*	24	4-8	.500	0-3	.000	3-3	1.000	1	3	4	4.4	2	2	3	0	0	11	9.5	
at Tennessee	01/26/22	*	33	6-10	.600	0-1	.000	4-4	1.000	2	4	6	4.5	5	1	6	0	0	16	9.8	
OKLAHOMA ST.	01/29/22	*	28	3-7	.429	2-4	.500	2-4	.500	2	3	5	4.5	2	2	2	1	1	10	9.8	
at Missouri	02/02/22	*	32	5-9	.556	1-3	.333	3-3	1.000	0	1	1	4.4	2	0	1	0	0	14	10.0	
OLE MISS	02/05/22	*	22	1-2	.500	0-0	.000	0-0	.000	0	4	4	4.3	4	1	1	0	1	2	9.7	
GEORGIA	02/09/22	*	23	3-8	.375	0-4	.000	1-1	1.000	2	3	5	4.4	3	1	5	0	0	7	9.5	
Totals			24	608	85-152	.559	17-51	.333	42-56	.750	39	66	105	4.4	70	28	40	15	25	229	9.5

Games played: 24
 Minutes/game: 25.3
 Points/game: 9.5
 FG Pct: 55.9
 3FG Pct: 33.3
 FT Pct: 75.0

Rebounds/game: 4.4
 Assists/game: 1.2
 Turnovers/game: 1.7
 Assist/turnover ratio: 0.7
 Steals/game: 1.0
 Blocks/game: 0.6

GAME HIGHS

Points	2021-22/UF	22, vs. Mississippi State (1/19/22)
Career	25, vs. North Texas (1/18/18)	

Rebounds	2021-22	9, vs. USF (12/18/21)
UF	11, vs. Missouri (3/3/21)	
Career	14, at FIU (2/2/19)	

Field Goals	2021-22	6, 3x, last at Tennessee (1/26/22)
UF	6, 4x, last vs. Miss. State (1/19/22)	
Career	9, vs. Southern Miss (12/29/18)	

Field Goal Attempts	2021-22	12, at Auburn (1/8/22)
UF	13, vs. Kentucky (1/9/21)	
Career	15, vs. UAB (11/16/18)	

3-Point Field Goals	2021-22	2, 4x, last vs. Okla. State (1/29/22)
UF	2, 6x, last vs. Okla. State (1/29/22)	
Career	4, 3x, last vs. So. Miss (12/29/18)	

3-Point FG Attempts	2021-22/UF	6, at Auburn (1/8/22)
Career	7, 2x, last at ODU (1/17/19)	

Free Throws	2021-22/UF/Career	8, vs. Mississippi State (1/19/22)
-------------	-------------------	------------------------------------

Free Throw Attempts	2021-22/UF	9, vs. Mississippi State (1/19/22)
Career	11, vs. Texas A&M-CC (12/22/18)	

Assists	2021-22/UF	3, 2x, last vs. UNF (12/8/21)
Career	4, vs. Rice (1/20/18)	

Steals	2021-22/UF/Career	5, vs. Mississippi State (1/19/22)
--------	-------------------	------------------------------------

Blocked Shots	2021-22	3, vs. Alabama (1/5/22)
UF	3, 2x, last vs. Alabama (1/5/22)	
Career	4, 2x, last vs. UTEP (2/14/19)	

Minutes Played	2021-22	36, vs. Florida St. (11/14/21)
UF	39, vs. Ole Miss (1/12/21)	
Career	39, 2x, last vs. Ole Miss (1/12/21)	

DURUJI VS. KENTUCKY (12.5 PPG, 3.0 RPG)

Opponent	Date	GS	Min	FG	FGA	Pct	3FG	FGA	Pct	FT	FTA	Pct	Off	Def	Tot	PF	FO	A	TO	Blk	Stl	Pts
KENTUCKY	01/09/21	*	29	6	13	.462	2	5	.400	1	2	.500	2	1	3	1	0	0	1	0	0	15
at Kentucky	02/27/21	*	33	5	9	.556	0	0	.000	0	0	.000	0	3	3	3	0	2	1	0	1	10
Totals	2 Games	2	62	11	22	.500	2	5	.400	1	2	.500	2	4	6	4	0	2	2	0	1	25

#10 ELIJAH KENNEDY

FRESHMAN | G | 6-3 | 185 | VIRGINIA BEACH, VA. | GREEN RUN HS

OVERVIEW

- A strong, smooth-shooting left-hander who is an aggressive defender, as well.
- Brings winning experience and joins a line of Gators from "The 757," including Keyontae Johnson, Dorian Finney-Smith and Vernon Macklin.
- A two-time first-team All-State honoree who helped Green Run High School to a shared state championship in 2020 and a state runner-up finish in 2021, earning VHSCA Class 5 State Player of the Year in 2021.

2021-22 HIGHLIGHTS

- Made his debut in the season-opening win vs. Elon and hit a big 3-pointer in the win vs. #20 Florida State for his first career points.
- Had his first multi-trey game with a pair of 3-pointers vs. Troy.
- Will compete for minutes in a veteran Florida backcourt, bringing winning experience and great range to the Gators.



CAREER STATS

Season	gp-gs	min/avg	Total		3-Point		F-Throws		Rebounds				Scoring							
			fg-fga	pct	fg-fga	pct	ft-fa	pct	off	def	tot	avg	pf	fo	ast	to	blk	stl	pts	avg
2021-22	19-0	134/7.1	12-55	.218	6-37	.162	1-2	.500	0	16	16	0.8	7	0	6	9	1	9	31	1.6
TOTAL	19-0	134/7.1	12-55	.218	6-37	.162	1-2	.500	0	16	16	0.8	7	0	6	9	1	9	31	1.6

GAME-BY-GAME STATS

Opponent	Date	gs	min	Total		3-Pointers		Free throws		Rebounds				pf	a	t/o	blk	stl	pts	avg
				fg-fga	pct	3fg-fga	pct	ft-fa	pct	off	def	tot	avg							
ELON	11/09/21	4	0-1	.000	0-1	.000	0-0	.000	0	1	1	1.0	0	1	1	0	0	0	0	0.0
FLORIDA ST.	11/14/21	6	1-2	.500	1-2	.500	0-0	.000	0	0	0	0.5	0	0	1	0	0	3	1.5	
MILWAUKEE	11/18/21	6	0-1	.000	0-1	.000	0-0	.000	0	2	2	1.0	0	1	0	0	0	0	1.0	
vs California	11/22/21	9	1-4	.250	1-3	.333	0-0	.000	0	0	0	0.8	0	0	0	0	0	3	1.5	
vs Ohio St.	11/24/21	4	1-2	.500	0-0	.000	0-0	.000	0	0	0	0.6	0	0	0	0	0	2	1.6	
TROY	11/28/21	12	2-5	.400	2-4	.500	0-0	.000	0	2	2	0.8	0	0	0	0	1	6	2.3	
TEXAS SOUTHERN	12/06/21	8	1-3	.333	0-1	.000	0-0	.000	0	1	1	0.9	0	0	0	0	0	2	2.3	
NORTH FLORIDA	12/08/21	14	2-9	.222	0-5	.000	0-0	.000	0	2	2	1.0	0	2	2	0	3	4	2.5	
vs Maryland	12/12/21	7	0-3	.000	0-2	.000	0-0	.000	0	0	0	0.9	1	0	0	1	0	0	2.2	
vs South Fla.	12/18/21	3	0-1	.000	0-1	.000	0-0	.000	0	0	0	0.8	0	0	2	0	0	0	2.0	
STONY BROOK	12/22/21	14	2-6	.333	1-3	.333	0-0	.000	0	4	4	1.1	0	0	1	0	1	5	2.3	
ALABAMA	01/05/22	4	0-0	.000	0-0	.000	0-0	.000	0	0	0	1.0	1	0	0	0	0	0	2.1	
LSU	01/12/22	2	0-2	.000	0-1	.000	0-0	.000	0	0	0	0.9	0	1	0	0	0	0	1.9	
at South Carolina	01/15/22	9	2-4	.500	1-3	.333	0-0	.000	0	2	2	1.0	0	1	0	0	1	5	2.1	
MISSISSIPPI ST.	01/19/22	5	0-2	.000	0-1	.000	0-0	.000	0	0	0	0.9	1	0	0	0	1	0	2.0	
VANDERBILT	01/22/22	7	0-2	.000	0-2	.000	0-0	.000	0	0	0	0.9	0	0	1	0	0	0	1.9	
at Ole Miss	01/24/22	13	0-5	.000	0-5	.000	0-0	.000	0	1	1	0.9	2	0	0	0	1	0	1.8	
at Tennessee	01/26/22	3	0-1	.000	0-1	.000	0-0	.000	0	0	0	0.8	2	0	0	0	1	0	1.7	
OKLAHOMA ST.	01/29/22	4	0-2	.000	0-1	.000	1-2	.500	0	1	1	0.8	0	0	1	0	0	1	1.6	
Totals		0	134	12-55	.218	6-37	.162	1-2	.500	0	16	16	0.8	7	6	9	1	9	31	1.6

Games played: 19
 Minutes/game: 7.1
 Points/game: 1.6
 FG Pct: 21.8
 3FG Pct: 16.2
 FT Pct: 50.0

Rebounds/game: 0.8
 Assists/game: 0.3
 Turnovers/game: 0.5
 Assist/turnover ratio: 0.7
 Steals/game: 0.5
 Blocks/game: 0.1

GAME HIGHS

Points

2021-22/Career 6, vs. Troy (11/28/21)

Rebounds

2021-22/Career 4, vs. Stony Brook (12/22/21)

Field Goals

2021-22/Career 2, 4x, last at SC (1/15/22)

Field Goal Attempts

2021-22/Career 9, vs. North Florida (12/8/21)

3-Point Field Goals

2021-22/Career 2, vs. Troy (11/28/21)

3-Point FG Attempts

2021-22/Career 5, 2x, last at Ole Miss (1/24/22)

Free Throws

2021-22/Career 1, vs. Oklahoma State (1/29/22)

Free Throw Attempts

2021-22/Career 2, vs. Oklahoma State (1/29/22)

Assists

2021-22/Career 2, vs. North Florida (12/8/21)

Steals

2021-22/Career 3, vs. North Florida (12/8/21)

Blocked Shots

2021-22/Career 1, vs. Maryland (12/12/21)

Minutes Played

2021-22/Career 14, 2x, last vs. SBU (12/22/21)

#11 KEYONTAE JOHNSON

SENIOR* | F | 6-5 | 229 | NORFOLK, VA. | OAK HILL ACADEMY



OVERVIEW

- Has averaged 11.1 points and 6.6 rebounds in 71 games at Florida, totaling 789 points and 468 rebounds.
- Has 13 career double-doubles and eight 20-point games, including four 20-point, 10-rebound double-doubles.
- Experienced a medical emergency on Dec. 12, 2020, during Florida's game at FSU that sidelined him for the remainder of his junior season in which he had been named preseason SEC Player of the Year.
- Earned All-SEC honors in his sophomore campaign after leading the Gators with 14.0 points per game.

2021-22 HIGHLIGHTS

- Continuing in his "Coach Key" role supporting the Gators in a non-playing capacity, Johnson is on track to graduate in Spring 2022.

CAREER STATS

Season	gp-gs		Total fg-fga		3-Point fg-fga		F-Throws ft-fta		Rebounds				Scoring							
	min	avg	fg	pct	fg	pct	ft	pct	off	def	tot	avg	pts	avg	pts	avg				
2018-19	36-20	855/23.8	111-236	.470	23-63	.365	45-70	.643	68	161	229	6.4	84	2	45	48	12	38	290	8.1
2019-20	31-31	970/31.3	166-305	.544	30-79	.380	73-95	.768	54	167	221	7.1	88	0	49	53	10	38	435	14.0
2020-21	4-4	81/20.3	25-39	.641	3-7	.429	11-14	.786	2	16	18	4.5	6	0	5	11	0	4	64	16.0
TOTAL	71-55	1906/26.8	302-580	.521	56-149	.376	129-179	.721	124	344	468	6.6	178	2	99	112	22	80	789	11.1

HONORS

- 2020-21 Preseason SEC Player of the Year (Media)
- 2020-21 Preseason All-SEC (Media 1st Team)
- 2019-20 All-SEC (Coaches 1st Team, AP 2nd Team)
- 2019 Charleston Classic MVP
- SEC Player of the Week (11/25/19)
- 2019 Basketball Hall of Fame Invitational MVP

GAME HIGHS

Points

Career 25, vs. LSU (2/26/20)

Rebounds

Career 13, at Alabama (2/16/19)

Field Goals

Career 11, vs. LSU (2/26/20)

Field Goal Attempts

Career 17, vs. Baylor (1/25/20)

3-Point Field Goals

Career 3, 3x, last at LSU (1/21/20)

3-Point FG Attempts

Career 6, at LSU (1/21/20)

Free Throws

Career 15, vs. Arkansas (2/18/20)

Free Throw Attempts

Career 17, vs. Arkansas (2/18/20)

Assists

Career 6, at Texas A&M (2/12/20)

Steals

Career 4, 4x, last vs. Providence (12/17/19)

Blocked Shots

Career 3, at Missouri (1/11/20)

Minutes Played


Career 39, 2x, last at Georgia (3/4/20)

JOHNSON VS. KENTUCKY (10.3 PPG, 6.8 RPG)

Opponent	Date	GS	Min	FG	FGA	Pct	3FG	FGA	Pct	FT	FTA	Pct	Off	Def	Tot	PF	FO	A	TO	Blk	Stl	Pts
KENTUCKY	02/02/19	*	24	3	7	.429	0	1	.000	2	2	1.000	5	5	10	4	0	1	1	1	2	8
at Kentucky	03/09/19	*	11	1	2	.500	0	0	.000	0	0	.000	1	4	5	5	1	0	0	0	0	2
at Kentucky	02/22/20	*	33	8	13	.615	0	4	.000	3	5	.600	2	7	9	0	0	0	3	0	2	19
KENTUCKY	03/07/20	*	35	5	8	.625	1	1	1.000	1	2	.500	0	3	3	4	0	3	1	1	1	12
Totals	4 Games	4	103	17	30	.567	1	6	.167	6	9	.667	8	19	27	13	1	4	5	2	5	41

#12 COLIN CASTLETON

SENIOR* | F | 6-11 | 240 | DELAND, FLA. | MICHIGAN



OVERVIEW

- Averaged 12.4 points, 6.4 rebounds and 2.3 blocked shots in his first season with the Gators, earning second-team All-SEC honors (coaches). Castleton took on a major role for UF after making just 44 appearances over two seasons in limited action at Michigan.
- A difference-maker who plays with passion on both ends of the floor.
- A versatile big man with a polished offensive post game and who emerged as a high-level shot-blocker.

2021-22 HIGHLIGHTS

- Named MVP of the Fort Myers Tip-Off with 16 points vs. Cal and a double-double against Ohio State.
- Picked up Orange Bowl Classic MVP honors with 12 points and 11 rebounds in the Gators' win vs. USF.

- Earned SEC Player of the Week honors the first week of the season after becoming the first Gator since Joakim Noah to have a 15-point, 15-rebound, five-block performance, going for 15/16/6 in the win vs. #20 Florida State.
- Posted his first 20/10 game of the season with 22 points and 10 rebounds at #9 Auburn.
- Blocked six shots in back-to-back games in the first two games of the season, the second time in his career he has swatted six or more in consecutive games. He is the first Gator since Dwayne Schintzius (Dec. 1987) to do so.
- Scored 17 of his 18 points vs. Elon in the first half, and his six blocked shots set Florida's opening-night record.

CAREER STATS

Season	gp-gs		Total fg-fga		3-Point fg-fga		F-Throws ft-fa		Rebounds				Scoring							
	min/avg		fg-fga	pct	fg-fga	pct	ft-fa	pct	off	def	tot	avg	pf	fo	ast	to	blk	stl	pts	avg
2018-19*	19-0	65/3.4	9-22	.409	0-3	.000	3-9	.333	8	13	21	1.1	14	0	1	5	4	1	21	1.1
2019-20*	25-0	197/7.9	27-50	.540	0-4	.000	24-29	.828	18	42	60	2.4	19	0	8	13	13	3	78	3.1
2020-21	24-21	618/25.8	111-186	.597	0-1	.000	75-96	.781	59	94	153	6.4	52	0	26	46	54	13	297	12.4
2021-22	18-18	513/28.5	101-187	.540	0-7	.000	75-113	.664	55	106	161	8.9	37	1	30	46	51	15	277	15.4
TOTAL	42-39	1131/26.9	212-373	.568	0-8	.000	150-209	.718	114	200	314	7.5	89	1	56	92	105	28	574	13.7
All*	86-39	1393/16.2	248-445	.557	0-15	.000	177-247	.717	140	255	395	4.6	122	1	65	110	122	32	673	7.8

GAME-BY-GAME STATS

Opponent	Date	gs	min	Total fg-fga		3-Pointers 3fg-fga		Free throws ft-fa		Rebounds				pf	a	t/o	blk	stl	pts	avg	
				fg-fga	pct	3fg-fga	pct	ft-fa	pct	off	def	tot	avg								
ELON	11/09/21	*	23	7-11	.636	0-0	.000	4-10	.400	2	3	5	5.0	1	4	5	6	1	18	18.0	
FLORIDA ST.	11/14/21	*	34	5-9	.556	0-0	.000	5-6	.833	8	8	16	10.5	1	1	2	6	1	15	16.5	
MILWAUKEE	11/18/21	*	25	9-17	.529	0-1	.000	1-3	.333	4	6	10	10.3	2	1	2	1	2	19	17.3	
vs California	11/22/21	*	26	6-11	.545	0-0	.000	4-6	.667	0	8	8	9.8	2	3	2	1	1	16	17.0	
vs Ohio St.	11/24/21	*	33	4-9	.444	0-0	.000	3-8	.375	5	8	13	10.4	3	3	2	1	0	11	15.8	
TROY	11/28/21	*	21	3-5	.600	0-1	.000	4-5	.800	1	7	8	10.0	3	2	3	2	0	10	14.8	
at Oklahoma	12/01/21	*	31	5-9	.556	0-1	.000	4-5	.800	3	8	11	10.1	3	1	6	4	1	14	14.7	
TEXAS SOUTHERN	12/06/21	*	26	5-12	.417	0-2	.000	2-4	.500	0	5	5	9.5	2	2	1	3	0	12	14.4	
NORTH FLORIDA	12/08/21	*	27	9-17	.529	0-0	.000	8-11	.727	4	4	8	9.3	2	2	1	1	2	26	15.7	
vs Maryland	12/12/21	*	26	3-9	.333	0-0	.000	3-6	.500	4	6	10	9.4	5	0	0	3	0	9	15.0	
vs South Fla.	12/18/21	*	29	3-9	.333	0-0	.000	6-8	.750	6	5	11	9.5	1	0	3	1	1	12	14.7	
STONY BROOK	12/22/21	*	24	5-7	.714	0-0	.000	5-6	.833	1	6	7	9.3	1	3	4	1	0	15	14.8	
ALABAMA	01/05/22	*	30	7-10	.700	0-0	.000	5-7	.714	5	2	7	9.2	3	1	4	1	2	19	15.1	
at Auburn	01/08/22	*	33	7-14	.500	0-0	.000	8-11	.727	6	4	10	9.2	2	1	3	2	1	22	15.6	
LSU	01/12/22	*	34	7-10	.700	0-0	.000	5-6	.833	3	6	9	9.2	1	2	1	3	1	19	15.8	
at South Carolina	01/15/22	*	27	4-7	.571	0-1	.000	2-2	1.000	0	7	7	9.1	1	2	2	8	0	10	15.4	
OLE MISS	02/05/22	*	35	6-12	.500	0-1	.000	5-7	.714	1	6	7	8.9	1	0	2	3	1	17	15.5	
GEORGIA	02/09/22	*	29	6-9	.667	0-0	.000	1-2	.500	2	7	9	8.9	3	2	3	4	1	13	15.4	
Totals			18	513	101-187	.540	0-7	.000	75-113	.664	55	106	161	8.9	37	30	46	51	15	277	15.4

Games played: 18
 Minutes/game: 28.5
 Points/game: 15.4
 FG Pct: 54.0
 3FG Pct: 0.0
 FT Pct: 66.4

Rebounds/game: 8.9
 Assists/game: 1.7
 Turnovers/game: 2.6
 Assist/turnover ratio: 0.7
 Steals/game: 0.8
 Blocks/game: 2.8

GAME HIGHS

Points	2021-22/UF/Career 26, vs. North Florida (12/8/21)
Rebounds	2021-22/UF/Career 16, vs. Florida St. (11/14/21)
Field Goals	2021-22 9, 2x, last vs. UNF (12/8/21) UF/Career 11, at Vanderbilt (12/30/20)
Field Goal Attempts	2021-22/UF/Career 17, 2x, last vs. UNF (12/8/21)
3-Point Field Goals	2021-22/UF/Career ---
3-Point FG Attempts	2021-22/UF/Career 2, vs. Texas Southern (12/6/21)
Free Throws	2021-22 8, 2x, last at Auburn (1/8/22) UF/Career 9, 2x, last at WVU (1/30/21)
Free Throw Attempts	2021-22 11, 2x, last at Auburn (1/8/22) UF/Career 12, vs. Ole Miss (1/12/21)
Assists	2021-22 4, vs. Elon (11/9/21) UF/Career 4, 2x, last vs. Elon (11/9/21)
Steals	2021-22 2, 3x, last vs. Alabama (1/5/22) UF/Career 2, 6x, last vs. Alabama (1/5/22)
Blocked Shots	2021-22 8, at South Carolina (1/15/22) UF/Career 8, 2x, last at SC (1/15/22)
Minutes Played	2021-22 34, 2x, last vs. Ole Miss (2/5/22) UF/Career 34, 3x, last vs. Ole Miss (2/5/22)

CASTLETON VS. KENTUCKY (10.0 PPG, 4.0 RPG)

Opponent	Date	GS	Min	FG FGA	Pct	3FG FGA	Pct	FT	FTA	Pct	Off	Def	Tot	PF	FO	A	TO	Blk	Stl	Pts	
KENTUCKY	01/09/21	*	24	3	8	.375	0	0	.000	0	0	0	3	3	2	0	0	2	1	1	6
at Kentucky	02/27/21	*	34	5	7	.714	0	0	.000	4	4	1.000	2	3	5	3	0	4	3	0	14
Totals	2 Games	2	58	8	15	.533	0	0	.000	4	4	1.000	2	6	8	5	0	4	5	1	20

#14 KOWACIE REEVES

FRESHMAN | G | 6-6 | 182 | MACON, GA. | WESTSIDE



OVERVIEW

- Hard-playing, rangy guard who brings top-notch shooting and a willingness to crash the boards.
- Averaged 27.0 points and 9.9 rebounds per game as a senior and was a top-5 finalist for Georgia Mr. Basketball.
- A top-30 recruit according to 247 and Rivals.

2021-22 HIGHLIGHTS

- Earned his first career start vs. LSU and hit a big 3-pointer that capped a 10-0 Florida run.
- Followed that with a breakout 14-point performance in the win at South Carolina, shooting 4-for-6 from the field and 2-for-3 from 3-point range.
- Made it back-to-back 14-point games with another against Mississippi State, shooting 3-for-6 from 3-point range.
- Made his collegiate debut in the season-opening win vs. Elon and scored his first points on a 3-pointer vs. Milwaukee.

CAREER STATS

Season	gp-gs	min/avg	Total		3-Point		F-Throws		Rebounds				Scoring							
			fg-fga	pct	fg-fga	pct	ft-fa	pct	off	def	tot	avg	pf	fo	ast	to	blk	stl	pts	avg
2021-22	19-8	295/15.5	31-79	.392	21-57	.368	19-23	.826	9	15	24	1.3	16	0	8	13	2	9	102	5.4
TOTAL	19-8	295/15.5	31-79	.392	21-57	.368	19-23	.826	9	15	24	1.3	16	0	8	13	2	9	102	5.4

GAME-BY-GAME STATS

Opponent	Date	gs	min	Total		3-Pointers		Free throws		Rebounds				pf	a	t/o	blk	stl	pts	avg	
				fg-fga	pct	3fg-fga	pct	ft-fa	pct	off	def	tot	avg								
ELON	11/09/21		8	0-3	.000	0-1	.000	0-0	.000	2	1	3	3.0	2	1	1	0	0	0	0.0	
MILWAUKEE	11/18/21		9	1-3	.333	1-2	.500	0-0	.000	0	1	1	2.0	0	0	0	0	0	3	1.5	
vs California	11/22/21		7	0-0	.000	0-0	.000	0-0	.000	0	1	1	1.7	0	0	1	0	2	0	1.0	
TROY	11/28/21		13	3-8	.375	2-6	.333	0-0	.000	0	2	2	1.8	0	0	2	0	1	8	2.8	
NORTH FLORIDA	12/08/21		11	0-3	.000	0-2	.000	2-2	1.000	0	0	0	1.4	0	0	1	0	1	2	2.6	
vs South Fla.	12/18/21		6	1-2	.500	1-2	.500	0-0	.000	0	0	0	1.2	0	0	1	0	0	3	2.7	
STONY BROOK	12/22/21		23	3-8	.375	1-4	.250	1-1	1.000	1	3	4	1.6	0	1	1	0	1	8	3.4	
ALABAMA	01/05/22		6	0-0	.000	0-0	.000	1-2	.500	0	0	0	1.4	0	1	0	0	0	1	3.1	
at Auburn	01/08/22		9	0-0	.000	0-0	.000	0-0	.000	0	0	0	1.2	1	0	0	0	1	0	2.8	
LSU	01/12/22	*	14	1-2	.500	1-2	.500	0-0	.000	0	0	0	1.1	0	1	0	0	0	3	2.8	
at South Carolina	01/15/22	*	23	4-6	.667	2-3	.667	4-5	.800	1	1	2	1.2	0	0	0	0	2	14	3.8	
MISSISSIPPI ST.	01/19/22	*	27	4-7	.571	3-6	.500	3-4	.750	0	2	2	1.3	2	1	2	1	0	14	4.7	
VANDERBILT	01/22/22	*	28	2-9	.222	2-7	.286	1-2	.500	1	0	1	1.2	3	0	0	0	0	7	4.8	
at Ole Miss	01/24/22	*	18	0-4	.000	0-4	.000	5-5	1.000	1	0	1	1.2	2	0	1	1	0	5	4.9	
at Tennessee	01/26/22	*	22	2-6	.333	2-5	.400	0-0	.000	0	2	2	1.3	1	1	0	0	0	6	4.9	
OKLAHOMA ST.	01/29/22	*	26	4-8	.500	1-4	.250	2-2	1.000	2	0	2	1.3	2	0	1	0	1	11	5.3	
at Missouri	02/02/22	*	12	1-2	.500	1-2	.500	0-0	.000	0	1	1	1.3	1	0	2	0	0	3	5.2	
OLE MISS	02/05/22		14	2-3	.667	2-3	.667	0-0	.000	0	1	1	1.3	0	1	0	0	0	6	5.2	
GEORGIA	02/09/22		19	3-5	.600	2-4	.500	0-0	.000	1	0	1	1.3	2	1	0	0	0	8	5.4	
Totals			8	295	31-79	.392	21-57	.368	19-23	.826	9	15	24	1.3	16	8	13	2	9	102	5.4

Games played: 19
 Minutes/game: 15.5
 Points/game: 5.4
 FG Pct: 39.2
 3FG Pct: 36.8
 FT Pct: 82.6

Rebounds/game: 1.3
 Assists/game: 0.4
 Turnovers/game: 0.7
 Assist/turnover ratio: 0.6
 Steals/game: 0.5
 Blocks/game: 0.1

GAME HIGHS

Points
 2021-22/Career 14, 2x, last vs. Miss. St. (1/19/22)

Rebounds
 2021-22/Career 4, vs. Stony Brook (12/22/21)

Field Goals
 2021-22/Career 4, 3x, last vs. vs. OSU (1/29/22)

Field Goal Attempts
 2021-22/Career 9, vs. Vanderbilt (1/22/22)

3-Point Field Goals
 2021-22/Career 3, vs. Mississippi State (1/19/22)

3-Point FG Attempts
 2021-22/Career 7, vs. Vanderbilt (1/22/22)

Free Throws
 2021-22/Career 5, at Ole Miss (1/24/22)

Free Throw Attempts
 2021-22/Career 5, 2x, last at Ole Miss (1/24/22)

Assists
 2021-22/Career 1, 8x, last vs. Georgia (2/9/22)

Steals
 2021-22/Career 2, 2x, last at SC (1/15/22)

Blocked Shots
 2021-22/Career 1, 2x, last at Ole Miss (1/24/22)

Minutes Played
 2021-22/Career 28, vs. Vanderbilt (1/22/22)

#22 TYREE APPLEBY

SENIOR* | G | 6-1 | 163 | JACKSONVILLE, ARK. | CLEVELAND STATE

OVERVIEW

- A regular in the Gators' starting lineup his first season, leading the Gators in steals and ranking second in assists.
- A career 1,000-point scorer, tallying 1,181 points in three seasons, including two at Cleveland State before transferring to UF.
- Scored 899 points (14.3) and dished 297 assists (4.7) in 63 games at Cleveland State, starting 54 of his last 55 appearances.
- Has scored 20+ points 15 times and posted one triple-double, tallying 19 points, 11 rebounds and 11 assists vs. Milwaukee.

2021-22 HIGHLIGHTS

- A key part of three straight comeback wins against Oklahoma State, Missouri and Ole Miss at a critical juncture in the Gators' season.
- Led the Gators with 21 points, four assists and three steals in the 16-point rally vs. Oklahoma State, helping force 12 second-half turnovers.

- Scored all 17 of his points in the second half as UF erased a nine-point deficit with 8:00 to go at Missouri. Appleby went 10-for-10 from the free throw line, and his pair of free throws with 7.9 seconds left put the Gators over the top for a 66-65 win.
- Earned his first double-double as a Gator with 10 points and 10 assists Ole Miss, including a 7-for-8 free throw performance in the overtime session, as he helped bring Florida back from a nine-point halftime deficit to win the game.
- Hit a buzzer-beating 3-pointer to help the Gators down Ohio State, rallying from 10 points down in the second half. Appleby was named to the all-tournament team for his heroics.
- Hit five second-half 3-pointers vs. Maryland, nearly bringing the Gators back from a seven-point deficit in the closing minutes.
- Again playing a prominent role in the veteran Gators backcourt, bringing scoring and distribution to the point guard position.



CAREER STATS

Season	gp-gs	min/avg	Total		3-Point		F-Throws		Rebounds				Scoring							
			fg-fga	pct	fg-fga	pct	ft-fla	pct	off	def	tot	avg	pf	fo	ast	to	blk	stl	pts	avg
2017-18*	34-25	874/25.7	129-292	.442	36-111	.324	106-148	.716	17	65	82	2.4	68	0	135	115	8	44	400	11.8
2018-19*	29-29	885/30.5	147-350	.420	74-190	.389	131-168	.780	10	98	108	3.7	48	1	162	100	9	42	499	17.2
2020-21	25-17	713/28.5	83-201	.413	29-83	.349	87-105	.829	6	71	77	3.1	55	0	82	72	3	38	282	11.3
2021-22	24-17	658/27.4	66-181	.365	42-128	.328	86-99	.869	2	51	53	2.2	43	0	95	64	2	37	260	10.8
TOTAL	49-34	1371/28.0	149-382	.390	71-211	.336	173-204	.848	8	122	130	2.7	98	0	177	136	5	75	542	11.1
All*	112-88	3130/27.9	425-1024	.415	181-512	.354	410-520	.788	35	285	320	2.9	214	1	474	351	22	161	1441	12.9

GAME-BY-GAME STATS

Opponent	Date	gs	min	Total		3-Pointers		Free throws		Rebounds				pf	a	t/o	blk	stl	pts	avg	
				fg-fga	pct	3fg-fga	pct	ft-fla	pct	off	def	tot	avg								
ELON	11/09/21	*	28	3-6	.500	3-5	.600	5-5	1.000	0	3	3	3.0	1	3	4	0	0	14	14.0	
FLORIDA ST.	11/14/21	*	30	2-10	.200	1-6	.167	0-0	.000	0	3	3	3.0	3	5	1	0	0	5	9.5	
MILWAUKEE	11/18/21	*	31	5-8	.625	4-7	.571	0-0	.000	0	6	6	4.0	2	5	3	1	3	14	11.0	
vs California	11/22/21	*	27	4-8	.500	0-2	.000	7-7	1.000	0	2	2	3.5	1	3	1	0	2	15	12.0	
vs Ohio St.	11/24/21	*	29	2-10	.200	1-3	.333	3-4	.750	0	1	1	3.0	2	2	1	0	1	8	11.2	
TROY	11/28/21	*	19	3-5	.600	2-4	.500	4-4	1.000	0	1	1	2.7	2	1	4	0	2	12	11.3	
at Oklahoma	12/01/21	*	30	2-12	.167	2-10	.200	5-5	1.000	0	2	2	2.6	2	2	3	0	1	11	11.3	
TEXAS SOUTHERN	12/06/21		26	1-7	.143	0-6	.000	1-2	.500	0	0	0	2.3	0	0	4	0	2	3	10.3	
NORTH FLORIDA	12/08/21		20	3-3	1.000	1-1	1.000	6-8	.750	0	1	1	2.1	1	1	0	0	4	13	10.6	
vs Maryland	12/12/21		27	5-9	.556	5-8	.625	0-0	.000	0	1	1	2.0	2	3	3	0	0	15	11.0	
vs South Fla.	12/18/21	*	30	2-8	.250	0-5	.000	2-2	1.000	0	2	2	2.0	2	5	2	0	1	6	10.5	
STONY BROOK	12/22/21	*	23	2-5	.400	0-2	.000	0-0	.000	0	3	3	2.1	2	7	2	0	3	4	10.0	
ALABAMA	01/05/22	*	29	1-6	.167	0-3	.000	7-10	.700	0	1	1	2.0	2	5	4	0	0	9	9.9	
at Auburn	01/08/22	*	30	2-7	.286	1-5	.200	6-8	.750	1	3	4	2.1	2	9	4	1	4	11	10.0	
LSU	01/12/22	*	19	1-1	1.000	0-0	.000	0-0	.000	0	1	1	2.1	0	1	4	0	0	2	9.5	
at South Carolina	01/15/22		25	1-4	.250	0-2	.000	2-3	.667	0	1	1	2.0	1	6	2	0	2	4	9.1	
MISSISSIPPI ST.	01/19/22		28	4-9	.444	4-9	.444	5-6	.833	1	3	4	2.1	2	5	2	0	1	17	9.6	
VANDERBILT	01/22/22		24	4-10	.400	3-9	.333	0-0	.000	0	4	4	2.2	3	3	1	0	4	11	9.7	
at Ole Miss	01/24/22		25	3-8	.375	3-8	.375	2-2	1.000	0	4	4	2.3	2	4	4	0	0	11	9.7	
at Tennessee	01/26/22	*	36	4-10	.400	4-8	.500	4-4	1.000	0	1	1	2.3	1	7	5	0	2	16	10.1	
OKLAHOMA ST.	01/29/22	*	32	5-10	.500	3-8	.375	8-9	.889	0	3	3	2.3	3	4	2	0	3	21	10.6	
at Missouri	02/02/22	*	23	3-4	.750	1-2	.500	10-10	1.000	0	0	0	2.2	3	1	3	0	1	17	10.9	
OLE MISS	02/05/22	*	35	1-10	.100	1-6	.167	7-8	.875	0	3	3	2.2	2	10	3	0	1	10	10.8	
GEORGIA	02/09/22	*	32	3-11	.273	3-9	.333	2-2	1.000	0	2	2	2.2	2	3	2	0	0	11	10.8	
Totals			17	658	66-181	.365	42-128	.328	86-99	.869	2	51	53	2.2	43	95	64	2	37	260	10.8

Games played: 24
 Minutes/game: 27.4
 Points/game: 10.8
 FG Pct: 36.5
 3FG Pct: 32.8
 FT Pct: 86.9

Rebounds/game: 2.2
 Assists/game: 4.0
 Turnovers/game: 2.7
 Assist/turnover ratio: 1.5
 Steals/game: 1.5
 Blocks/game: 0.1

APPLEBY VS. KENTUCKY (10.5 PPG, 3.5 RPG)

Opponent	Date	GS	Min	FG	FGA	Pct	3FG	FGA	Pct	FT	FTA	Pct	Off	Def	Tot	PF	FO	A	TO	Blk	Stl	Pts
KENTUCKY	01/09/21	*	23	4	9	.444	1	3	.333	1	3	.333	1	1	2	2	0	1	3	0	0	10
at Kentucky	02/27/21	*	34	3	10	.300	2	4	.500	3	4	.750	1	4	5	3	0	5	5	0	3	11
Totals	2 Games	2	57	7	19	.368	3	7	.429	4	7	.571	2	5	7	5	0	6	8	0	3	21

GAME HIGHS

Points	2021-22/UF	21, vs. Oklahoma State (1/29/22)
Career	37, vs. Bowling Green (12/5/18)	
Rebounds	2021-22	6, vs. Milwaukee (11/18/21)
UF	7, vs. Ole Miss (1/12/21)	
Career	11, vs. UW-Milwaukee (2/9/19)	
Field Goals	2021-22/UF	5, 3x, last vs. Okla. State (1/29/22)
UF	7, at Tennessee (3/7/21)	
Career	13, vs. Bowling Green (12/5/18)	

Field Goal Attempts

2021-22	12, at Oklahoma (12/1/21)
UF	14, 2x, last at Tennessee (3/7/21)
Career	20, at UW-Green Bay (1/5/19)

3-Point Field Goals

2021-22/UF	5, vs. Maryland (12/12/21)
Career	7, 2x, last at UW-Mil. (1/3/19)

3-Point FG Attempts

2021-22/UF	10, at Oklahoma (12/1/21)
Career	12, 2x, last at UW-GB (2/7/19)

Free Throws

2021-22	10, at Missouri (2/2/22)
UF	11, at Miss. State (1/16/21)
Career	12, 2x, last at Ill. State (12/16/18)

Free Throw Attempts

2021-22	10, 2x, last at Missouri (2/2/22)
UF	11, at Miss. State (1/16/21)
Career	15, vs. Northern Kentucky (3/3/18)

Assists

2021-22/UF	10, vs. Ole Miss (2/5/22)
Career	11, 2x, last vs. IUPUI (2/16/19)

Steals

2021-22	4, 3x, last vs. Vanderbilt (1/22/22)
UF	4, 5x, last vs. Vanderbilt (1/22/22)
Career	4, 7x, last vs. Vanderbilt (1/22/22)

Blocked Shots

2021-22	1, 2x, last at Auburn (1/8/22)
UF	1, 5x, last at Auburn (1/8/22)
Career	2, 2x, last vs. No. Ky. (2/3/18)

Minutes Played

2021-22	35, 2x, last vs. Ole Miss (2/5/22)
UF	37, 3x, last at Arkansas (2/16/21)
Career	38, 2x, last vs. UW-Mil. (2/9/19)

#23 BRANDON McKISSIC

GRAD | G | 6-3 | 185 | FERGUSON, Mo. | UMKC

OVERVIEW

- Averaged 11.0 points, 2.9 rebounds, 2.3 assists and 1.2 steals in 107 games with 86 starts over four seasons at UMKC, shooting .484 from the field and .385 from 3-point range.
- Leaves UMKC as the ninth-ranked scorer in program history with 1,178 points for the Roos.
- Saw his scoring average increase each season, climbing from 7.9 as a freshman to 10.5 as a sophomore, 11.0 as a junior and 17.2 in his all-conference senior season.
- Earned Summit League Defensive Player of the Year and second-team all-league honors in 2020-21.

2020-21 HIGHLIGHTS

- Part of the Gators' talented quartet of 2021 transfers, McKissic brings experience, toughness and leadership to UF's backcourt.
- A defensive stopper, McKissic helped key the Gators' 61-42 win vs. Vanderbilt in which the SEC's leading scorer Scotty Pippen Jr. managed a season-low six points on 1-for-10 shooting.
- Posted 12 points in the win vs. #20 Florida State and added two assists and two steals.



CAREER STATS

Season	gp-gs	min/avg	Total		3-Point		F-Throws		Rebounds				Scoring							
			fg-fga	pct	fg-fga	pct	ft-fa	pct	off	def	tot	avg	pf	fo	ast	to	blk	stl	pts	avg
2017-18*	31-20	713/23.0	86-187	.460	25-60	.417	47-75	.627	18	68	86	2.8	94	4	48	40	3	24	244	7.9
2018-19*	30-28	913/30.4	124-274	.453	29-85	.341	39-68	.574	17	80	97	3.2	83	4	61	47	5	43	316	10.5
2019-20*	28-21	751/26.8	121-234	.517	28-76	.368	38-67	.567	3	59	62	2.2	74	2	83	51	3	35	308	11.0
2020-21*	18-17	612/34.0	120-236	.508	30-70	.429	40-60	.667	11	55	66	3.7	51	2	59	54	2	27	310	17.2
2021-22	24-20	604/25.2	51-144	.354	22-90	.244	22-39	.564	18	55	73	3.0	51	0	45	31	2	29	146	6.1
TOTAL	24-20	604/25.2	51-144	.354	22-90	.244	22-39	.564	18	55	73	3.0	51	0	45	31	2	29	146	6.1
All*	131-106	3593/27.4	502-1075	.467	134-381	.352	186-309	.602	67	317	384	2.9	353	12	296	223	15	158	1324	10.1

GAME-BY-GAME STATS

Opponent	Date	gs	min	Total		3-Pointers		Free throws		Rebounds				pf	a	t/o	blk	stl	pts	avg	
				fg-fga	pct	3fg-fga	pct	ft-fa	pct	off	def	tot	avg								
ELON	11/09/21	*	28	1-5	.200	0-3	.000	2-2	1.000	1	2	3	3.0	1	1	0	0	2	4	4.0	
FLORIDA ST.	11/14/21	*	29	4-9	.444	2-6	.333	2-2	1.000	1	2	3	3.0	2	2	3	0	2	12	8.0	
MILWAUKEE	11/18/21	*	29	3-9	.333	1-6	.167	0-0	.000	0	7	7	4.3	1	2	0	0	0	7	7.7	
vs California	11/22/21	*	21	1-3	.333	0-2	.000	1-2	.500	0	1	1	3.5	3	1	2	0	3	3	6.5	
vs Ohio St.	11/24/21	*	20	2-8	.250	1-5	.200	1-2	.500	2	3	5	3.8	4	1	0	0	2	6	6.4	
TROY	11/28/21	*	27	3-8	.375	2-4	.500	2-2	1.000	0	3	3	3.7	2	1	2	0	2	10	7.0	
at Oklahoma	12/01/21	*	29	5-10	.500	1-4	.250	0-0	.000	2	1	3	3.6	3	0	3	0	0	11	7.6	
TEXAS SOUTHERN	12/06/21	*	35	4-6	.667	4-6	.667	3-6	.500	0	1	1	3.3	2	1	1	0	3	15	8.5	
NORTH FLORIDA	12/08/21	*	26	2-6	.333	1-4	.250	2-2	1.000	2	3	5	3.4	1	3	2	0	2	7	8.3	
vs Maryland	12/12/21	*	32	1-4	.250	0-1	.000	0-0	.000	1	1	2	3.3	0	2	2	0	3	2	7.7	
vs South Fla.	12/18/21	*	26	2-6	.333	2-4	.500	0-0	.000	1	2	3	3.3	2	5	1	0	0	6	7.5	
STONY BROOK	12/22/21	*	30	2-6	.333	0-4	.000	0-0	.000	1	1	2	3.2	3	2	1	1	2	4	7.3	
ALABAMA	01/05/22	*	26	2-2	1.000	2-2	1.000	1-2	.500	1	2	3	3.2	3	1	3	0	1	7	7.2	
at Auburn	01/08/22	*	24	2-5	.400	0-3	.000	0-2	.000	0	3	3	3.1	2	1	0	0	0	4	7.0	
LSU	01/12/22	*	28	1-8	.125	1-7	.143	0-2	.000	1	2	3	3.1	2	2	0	0	1	3	6.7	
at South Carolina	01/15/22	*	23	1-3	.333	0-2	.000	0-0	.000	1	5	6	3.3	2	4	3	0	0	2	6.4	
MISSISSIPPI ST.	01/19/22	*	26	1-3	.333	0-1	.000	0-1	.000	0	5	5	3.4	2	1	1	0	1	2	6.2	
VANDERBILT	01/22/22	*	24	3-10	.300	1-6	.167	2-4	.500	2	0	2	3.3	2	4	0	1	1	9	6.3	
at Ole Miss	01/24/22	*	29	3-6	.500	0-2	.000	1-2	.500	1	3	4	3.4	2	3	1	0	0	7	6.4	
at Tennessee	01/26/22	*	21	3-8	.375	2-7	.286	0-0	.000	0	1	1	3.3	4	1	1	0	1	8	6.5	
OKLAHOMA ST.	01/29/22	*	22	1-7	.143	1-5	.200	5-6	.833	1	1	2	3.2	2	2	2	0	1	8	6.5	
at Missouri	02/02/22	*	21	1-5	.200	0-1	.000	0-2	.000	0	3	3	3.2	1	2	2	0	2	2	6.3	
OLE MISS	02/05/22	*	14	3-5	.600	1-3	.333	0-0	.000	0	2	2	3.1	3	1	1	0	0	7	6.3	
GEORGIA	02/09/22	*	14	0-2	.000	0-2	.000	0-0	.000	0	1	1	3.0	2	2	0	0	0	0	6.1	
Totals			20	604	51-144	.354	22-90	.244	22-39	.564	18	55	73	3.0	51	45	31	2	29	146	6.1

Games played: 24
 Minutes/game: 25.2
 Points/game: 6.1
 FG Pct: 35.4
 3FG Pct: 24.4
 FT Pct: 56.4

Rebounds/game: 3.0
 Assists/game: 1.9
 Turnovers/game: 1.3
 Assist/turnover ratio: 1.5
 Steals/game: 1.2
 Blocks/game: 0.1

GAME HIGHS

Points	Rebounds	Field Goals	Field Goal Attempts	3-Point Field Goals	3-Point FG Attempts	Free Throws	Free Throw Attempts	Assists	Steals	Blocked Shots	Minutes Played
2021-22/UF	15, vs. Texas Southern (12/6/21)	2021-22/UF	10, 2x, last vs. Vandy (1/22/22)	2021-22/UF	7, 2x, last at Tennessee (1/26/22)	2021-22/UF	6, 2x, last vs. Okla. State (1/29/22)	2021-22/UF	5, vs. USF (12/18/21)	2021-22/UF	35, vs. Texas Southern (12/6/21)
Career	29, vs. Omaha (2/12/21)	Career	19, vs. Omaha (2/12/21)	Career	8, 2x, last at Kansas St. (11/30/20)	Career	11, vs. Chicago State (2/15/18)	Career	8, 2x, last vs. Denver (2/20/21)	Career	40, 3x, last vs. Omaha (2/12/21)

#24 PHLANDROUS FLEMING JR.

GRAD | G | 6-5 | 205 | ATHENS, GA. | CHARLESTON SOUTHERN

OVERVIEW

- Scored 1,510 points over four seasons at Charleston Southern, averaging 15.0 points in 101 appearances with 88 starts.
- Two-time Big South Defensive Player of the Year and first-team All-Big South honoree.
- One of two players in Charleston Southern history to reach 1,000 points, 500 rebounds, 200 assists, 100 steals and 50 blocked shots.
- Posted 30 games with 20+ points, including seven 30-point performances, and had 23 double-doubles and a triple-double for the Buccaneers.

2020-21 HIGHLIGHTS

- Posted his first 20-point game as a Gator in the win vs. Stony Brook, including a 4-for-5 shooting performance from 3-point range.
- Hit a dagger 3-pointer that put the Gators up seven vs. Oklahoma State after completing a 16-point comeback. Fleming finished with 14 points in the win.
- Came off the bench for team-leading 19 points and four steals in the win vs. Ohio State, earning all-tournament team honors at the Fort Myers Tip-Off.
- Earned his first double-figure scoring game as a Gator with 12 points in the win vs. Milwaukee.
- Part of Florida's quartet of talented incoming transfers, Fleming's versatility and willingness to rebound his position will lead to plenty of opportunity in the Gators' veteran backcourt.



CAREER STATS

Season	gp-gs min/avg			Total fg-fga pct		3-Point fg-fga pct		F-Throws ft-fga pct		Rebounds off def tot avg				Scoring pts avg							
	2017-18*	29-28	811/28.0		106-254	.417	43-118	.364	52-72	.722	39	75	114	3.9	50	0	47	42	12	36	307
2018-19*	22-11	621/28.2		97-241	.402	33-114	.289	49-61	.803	37	83	120	5.5	45	0	60	46	13	28	276	12.5
2019-20*	32-31	1132/35.4		207-477	.434	45-174	.259	106-136	.779	50	228	278	8.7	59	1	121	107	47	40	565	17.7
2020-21*	18-18	616/34.2		118-299	.395	47-147	.320	79-98	.806	16	117	133	7.4	49	1	41	49	17	33	362	20.1
2021-22	24-13	614/25.6		80-206	.388	27-88	.307	63-81	.778	41	56	97	4.0	37	0	38	36	17	34	250	10.4
TOTAL	24-13	614/25.6		80-206	.388	27-88	.307	63-81	.778	41	56	97	4.0	37	0	38	36	17	34	250	10.4
All*	125-101	3794/30.4		608-1477	.412	195-641	.304	349-448	.779	183	559	742	5.9	240	2	307	280	106	171	1760	14.1

GAME-BY-GAME STATS

Opponent	Date	gs min	Total fg-fga pct		3-Pointers 3fg-fga pct		Free throws ft-fga pct		Rebounds off def tot avg				pf	fo	ast	to	blk	stl	pts	avg
			ELON	11/09/21	17	1-5	.200	0-2	.000	2-3	.667	0								
FLORIDA ST.	11/14/21	21	3-11	.273	1-5	.200	2-5	.400	3	2	5	3.5	1	2	2	1	0	9	6.5	
MILWAUKEE	11/18/21	19	5-11	.455	2-5	.400	0-0	.000	0	2	2	3.0	0	2	1	1	0	12	8.3	
vs California	11/22/21	24	3-7	.429	1-2	.500	4-4	1.000	1	1	2	2.8	0	0	1	0	0	11	9.0	
vs Ohio St.	11/24/21	33	5-11	.455	0-1	.000	9-10	.900	2	0	2	2.6	4	1	3	1	4	19	11.0	
TROY	11/28/21	* 19	4-9	.444	1-4	.250	2-3	.667	5	1	6	3.2	0	2	1	1	1	11	11.0	
at Oklahoma	12/01/21	32	6-11	.545	0-1	.000	5-6	.833	1	5	6	3.6	0	1	0	1	2	17	11.9	
TEXAS SOUTHERN	12/06/21	* 22	2-8	.250	0-3	.000	1-2	.500	1	1	2	3.4	4	3	2	0	2	5	11.0	
NORTH FLORIDA	12/08/21	* 16	3-4	.750	1-1	1.000	0-0	.000	0	0	0	3.0	2	1	0	0	2	7	10.6	
vs Maryland	12/12/21	* 33	3-12	.250	2-5	.400	7-8	.875	6	5	11	3.8	3	4	3	2	1	15	11.0	
vs South Fla.	12/18/21	25	4-7	.571	2-3	.667	2-2	1.000	0	1	1	3.5	1	0	1	1	0	12	11.1	
STONY BROOK	12/22/21	* 25	6-8	.750	4-5	.800	4-4	1.000	2	2	4	3.6	1	2	3	0	2	20	11.8	
ALABAMA	01/05/22	16	0-6	.000	0-2	.000	0-0	.000	1	1	2	3.5	0	1	3	0	2	0	10.9	
at Auburn	01/08/22	26	1-6	.167	0-0	.000	5-5	1.000	0	4	4	3.5	3	0	3	0	1	7	10.6	
LSU	01/12/22	26	4-11	.364	3-8	.375	0-0	.000	2	2	4	3.5	3	0	0	1	2	11	10.7	
at South Carolina	01/15/22	* 27	6-11	.545	2-5	.400	0-1	.000	1	2	3	3.5	1	1	2	1	1	14	10.9	
MISSISSIPPI ST.	01/19/22	* 18	2-4	.500	0-1	.000	6-7	.857	1	2	3	3.5	3	5	2	1	2	10	10.8	
VANDERBILT	01/22/22	* 24	3-8	.375	0-3	.000	0-1	.000	2	3	5	3.6	2	0	0	0	0	6	10.6	
at Ole Miss	01/24/22	* 32	2-9	.222	1-5	.200	0-0	.000	2	2	4	3.6	0	2	3	0	1	5	10.3	
at Tennessee	01/26/22	29	5-11	.455	1-5	.200	0-0	.000	2	2	4	3.6	1	3	0	1	2	11	10.3	
OKLAHOMA ST.	01/29/22	* 32	3-6	.500	2-4	.500	6-6	1.000	3	3	6	3.7	3	2	2	0	1	14	10.5	
at Missouri	02/02/22	* 36	2-10	.200	2-6	.333	6-8	.750	4	2	6	3.8	2	3	3	0	1	12	10.5	
OLE MISS	02/05/22	* 32	4-11	.364	2-8	.250	0-2	.000	0	7	7	4.0	3	0	1	3	2	10	10.5	
GEORGIA	02/09/22	* 30	3-9	.333	0-4	.000	2-4	.500	2	4	6	4.0	0	2	0	0	4	8	10.4	
Totals		13	614	80-206	.388	27-88	.307	63-81	.778	41	56	97	4.0	37	38	36	17	34	250	10.4

Games played: 24
 Minutes/game: 25.6
 Points/game: 10.4
 FG Pct: 38.8
 3FG Pct: 30.7
 FT Pct: 77.8

Rebounds/game: 4.0
 Assists/game: 1.6
 Turnovers/game: 1.5
 Assist/turnover ratio: 1.1
 Steals/game: 1.4
 Blocks/game: 0.7

GAME HIGHS

Points	Rebounds	Field Goals	3-Point FG Attempts	Free Throws	Free Throw Attempts	Assists	Steals	Blocked Shots	Minutes Played
2021-22/UF: 20, vs. Stony Brook (12/22/21)	2021-22/UF: 11, vs. Maryland (12/12/21)	2021-22/UF: 6, 3x, last at SC (1/15/22)	2021-22/UF: 8, 2x, last vs. Ole Miss (2/5/22)	2021-22/UF: 9, vs. Ohio State (11/24/21)	2021-22/UF: 10, vs. Ohio State (11/24/21)	2021-22/UF: 5, vs. Mississippi State (1/19/22)	2021-22/UF: 4, 2x, last vs. Georgia (2/9/22)	2021-22/UF: 3, vs. Ole Miss (2/5/22)	2021-22/UF: 36, at Missouri (2/2/22)
Career: 35, at Presbyterian (2/22/21)	Career: 15, 2x, last vs. High Pt. (2/13/20)	Career: 12, vs. Winthrop (1/5/21)	2021-22/UF: 25, vs. Hampton (12/21/20)	Career: 14, at Presbyterian (2/22/21)	Career: 19, at Presbyterian (2/22/21)	Career: 12, vs. Presbyterian (3/3/20)	Career: 5, at Dayton (11/16/19)	Career: 6, at Gardner-Webb (1/25/20)	Career: 49, at Gardner-Webb (1/25/20)

#32 TOUNGTHACH GATKEK

SOPHOMORE | F | 6-9 | 172 | PORTLAND, MAINE | TRINITY VALLEY CC (TEXAS)

OVERVIEW

- A left-hander with a 7-foot-2 wingspan who runs the court and shot-blocks at a high level.
- Averaged 10 points, 6.9 rebounds and 2.2 blocked shots per game in 2020-21 to earn All-Region Honors at Trinity Valley Community College in Texas, helping the team to a 23-3 record.

2021-22 HIGHLIGHTS

- Has seen his minutes increase dramatically with the injuries to Colin Castleton and Jason Jitoboh and is making the most of the opportunity.
- Played a big part in the comeback win vs. Oklahoma State, posting eight points, three rebounds and three blocked shots.
- Notched his first five-block game with five swats at Missouri, including one on a game-winning shot attempt with less than five seconds remaining.
- Made his Division I debut in the season-opening win vs. Elon and scored his first points as a Gator.



CAREER STATS

Season	gp-gs	min/avg	Total		3-Point		F-Throws		Rebounds				Scoring							
			fg-fga	pct	fg-fga	pct	ft-fa	pct	off	def	tot	avg	pf	fo	ast	to	blk	stl	pts	avg
2021-22	15-0	132/8.8	7-20	.350	0-2	.000	7-14	.500	6	22	28	1.9	19	0	2	4	15	6	21	1.4
TOTAL	15-0	132/8.8	7-20	.350	0-2	.000	7-14	.500	6	22	28	1.9	19	0	2	4	15	6	21	1.4

GAME-BY-GAME STATS

Opponent	Date	gs	min	Total		3-Pointers		Free throws		Rebounds				pf	a	t/o	blk	stl	pts	avg
				fg-fga	pct	3fg-fga	pct	ft-fa	pct	off	def	tot	avg							
ELON	11/09/21	9	1-2	.500	0-0	.000	0-0	.000	0	2	2	2.0	3	0	0	0	0	2	2.0	
vs California	11/22/21	4	0-0	.000	0-0	.000	0-0	.000	0	0	0	1.0	1	0	0	1	0	1.0		
TROY	11/28/21	6	0-2	.000	0-1	.000	0-0	.000	0	1	1	1.0	0	0	0	0	0	0.7		
TEXAS SOUTHERN	12/06/21	4	0-0	.000	0-0	.000	0-1	.000	1	0	1	1.0	1	0	1	1	0	0.5		
NORTH FLORIDA	12/08/21	6	0-2	.000	0-0	.000	0-1	.000	1	5	6	2.0	2	0	1	0	0	0.4		
vs Maryland	12/12/21	3	0-0	.000	0-0	.000	0-0	.000	0	0	0	1.7	0	0	0	0	0	0.3		
STONY BROOK	12/22/21	3	0-0	.000	0-0	.000	2-4	.500	0	1	1	1.6	0	0	0	1	2	0.6		
MISSISSIPPI ST.	01/19/22	16	1-2	.500	0-0	.000	0-0	.000	0	1	1	1.5	1	0	0	1	2	2	0.8	
VANDERBILT	01/22/22	9	1-2	.500	0-0	.000	0-0	.000	0	3	3	1.7	1	2	0	1	1	2	0.9	
at Ole Miss	01/24/22	11	1-2	.500	0-0	.000	1-2	.500	1	0	1	1.6	4	0	0	1	0	3	1.1	
at Tennessee	01/26/22	12	1-2	.500	0-0	.000	0-0	.000	1	3	4	1.8	1	0	1	2	0	2	1.2	
OKLAHOMA ST.	01/29/22	22	2-2	1.000	0-0	.000	4-6	.667	1	2	3	1.9	4	0	1	3	1	8	1.8	
at Missouri	02/02/22	19	0-3	.000	0-1	.000	0-0	.000	1	3	4	2.1	0	0	0	5	1	1.6		
OLE MISS	02/05/22	5	0-1	.000	0-0	.000	0-0	.000	0	1	1	2.0	0	0	0	0	0	1.5		
GEORGIA	02/09/22	3	0-0	.000	0-0	.000	0-0	.000	0	0	0	1.9	1	0	0	0	0	1.4		
Totals		0	132	7-20	.350	0-2	.000	7-14	.500	6	22	28	1.9	19	2	4	15	6	21	1.4

Games played: 15
 Minutes/game: 8.8
 Points/game: 1.4
 FG Pct: 35.0
 3FG Pct: 0.0
 FT Pct: 50.0

Rebounds/game: 1.9
 Assists/game: 0.1
 Turnovers/game: 0.3
 Assist/turnover ratio: 0.5
 Steals/game: 0.4
 Blocks/game: 1.0

GAME HIGHS

Points
 2021-22/Career 8, vs. Oklahoma State (1/29/22)

Rebounds
 2021-22/Career 6, vs. North Florida (12/8/21)

Field Goals
 2021-22/Career 2, vs. Oklahoma State (1/29/22)

Field Goal Attempts
 2021-22/Career 3, at Missouri (2/2/22)

3-Point Field Goals
 2021-22/Career ---

3-Point FG Attempts
 2021-22/Career 1, 2x, last at Missouri (2/2/22)

Free Throws
 2021-22/Career 4, vs. Oklahoma State (1/29/22)

Free Throw Attempts
 2021-22/Career 6, vs. Oklahoma State (1/29/22)

Assists
 2021-22/Career 2, vs. Vanderbilt (1/22/22)

Steals
 2021-22/Career 2, vs. Mississippi State (1/19/22)

Blocked Shots
 2021-22/Career 5, at Missouri (2/2/22)

Minutes Played
 2021-22/Career 22, vs. Oklahoma State (1/29/22)

#33 JASON JITOBOH

JUNIOR* | C | 6-11 | 285 | ABUJA, NIGERIA | HAMILTON HEIGHTS (TENN.)

OVERVIEW

- Appeared in 33 games over his first two seasons, averaging 1.5 points per game.
- A rim protector with fantastic size with a good feel for the game.
- Has a soft touch around the basket and is a solid passer in the post.

2021-22 HIGHLIGHTS

- Suffered a season-ending eye injury on Jan. 26 at Tennessee.
- Made his first career start in the win vs. Mississippi State, battling through early foul trouble to post eight second-half points and a pair of blocked shots.
- Posted his first career double-figure rebounding game with 10 boards to go along with eight points in the win vs. Vanderbilt.
- Shot 6-for-6 with 12 points at Ole Miss, the most made field goals without a miss by a Gator in two years.
- After trending upwards with productive minutes vs. Maryland and USF, Jitoboh put it all together with a career day vs. Stony Brook, posting 12 points and seven rebounds.



CAREER STATS

Season	gp-gs	min/avg	Total		3-Point		F-Throws		Rebounds				Scoring							
			fg-fga	pct	fg-fga	pct	ft-fa	pct	off	def	tot	avg	pf	fo	ast	to	blk	stl	pts	avg
2019-20	21-0	133/6.3	15-29	.517	0-0	.000	8-17	.471	13	15	28	1.3	22	0	0	5	7	0	38	1.8
2020-21	12-0	44/3.7	5-9	.556	0-0	.000	1-2	.500	2	5	7	0.6	9	0	0	2	1	1	11	0.9
2021-22	18-4	188/10.4	31-49	.633	0-1	.000	11-16	.688	21	22	43	2.4	36	2	7	6	11	6	73	4.1
TOTAL	51-4	365/7.2	51-87	.586	0-1	.000	20-35	.571	36	42	78	1.5	67	2	7	13	19	7	122	2.4

GAME-BY-GAME STATS

Opponent	Date	gs	min	Total		3-Pointers		Free throws		Rebounds				pf	a	t/o	blk	stl	pts	avg
				fg-fga	pct	3fg-fga	pct	ft-fa	pct	off	def	tot	avg							
ELON	11/09/21	8	1-3	.333	0-0	.000	0-0	.000	1	0	1	1.0	5	0	0	1	0	2	2.0	
FLORIDA ST.	11/14/21	2	0-0	.000	0-0	.000	0-0	.000	0	0	0	0.5	2	0	0	1	1	0	1.0	
MILWAUKEE	11/18/21	7	1-3	.333	0-0	.000	0-0	.000	1	0	1	0.7	1	2	1	0	0	2	1.3	
vs California	11/22/21	7	0-2	.000	0-0	.000	2-2	1.000	0	1	1	0.8	3	0	0	0	1	2	1.5	
vs Ohio St.	11/24/21	1	0-0	.000	0-0	.000	0-0	.000	0	0	0	0.6	0	0	0	0	0	0	1.2	
TROY	11/28/21	7	0-1	.000	0-1	.000	0-0	.000	1	1	2	0.8	1	0	0	0	0	0	1.0	
NORTH FLORIDA	12/08/21	7	1-1	1.000	0-0	.000	1-2	.500	1	0	1	0.9	5	0	1	1	0	3	1.3	
vs Maryland	12/12/21	9	3-4	.750	0-0	.000	0-0	.000	0	0	0	0.8	2	1	1	0	0	6	1.9	
vs South Fla.	12/18/21	10	2-3	.667	0-0	.000	0-0	.000	1	3	4	1.1	0	0	0	1	0	4	2.1	
STONY BROOK	12/22/21	14	5-7	.714	0-0	.000	2-3	.667	7	0	7	1.7	0	2	1	0	0	12	3.1	
ALABAMA	01/05/22	10	2-3	.667	0-0	.000	2-3	.667	2	1	3	1.8	3	1	0	2	0	6	3.4	
at Auburn	01/08/22	6	0-2	.000	0-0	.000	0-0	.000	0	0	0	1.7	0	0	0	0	1	0	3.1	
LSU	01/12/22	4	0-0	.000	0-0	.000	0-0	.000	0	1	1	1.6	0	0	0	0	0	0	2.8	
at South Carolina	01/15/22	13	3-3	1.000	0-0	.000	0-0	.000	1	3	4	1.8	1	0	0	1	1	6	3.1	
MISSISSIPPI ST.	01/19/22	* 16	3-5	.600	0-0	.000	2-3	.667	1	1	2	1.8	4	0	0	2	0	8	3.4	
VANDERBILT	01/22/22	* 27	3-4	.750	0-0	.000	2-3	.667	5	5	10	2.3	4	1	1	1	1	8	3.7	
at Ole Miss	01/24/22	* 27	6-6	1.000	0-0	.000	0-0	.000	0	5	5	2.5	4	0	1	1	1	12	4.2	
at Tennessee	01/26/22	* 13	1-2	.500	0-0	.000	0-0	.000	0	1	1	2.4	1	0	0	0	0	2	4.1	
Totals		4	188	31-49	.633	0-1	.000	11-16	.688	21	22	43	2.4	36	7	6	11	6	73	4.1

Games played: 18
 Minutes/game: 10.4
 Points/game: 4.1
 FG Pct: 63.3
 3FG Pct: 0.0
 FT Pct: 68.8

Rebounds/game: 2.4
 Assists/game: 0.4
 Turnovers/game: 0.3
 Assist/turnover ratio: 1.2
 Steals/game: 0.3
 Blocks/game: 0.6

GAME HIGHS

Points
 2021-22/Career 12, 2x, last at Ole Miss (1/24/22)

Rebounds
 2021-22/Career 10, vs. Vanderbilt (1/22/22)

Field Goals
 2021-22/Career 6, at Ole Miss (1/24/22)

Field Goal Attempts
 2021-22/Career 7, vs. Stony Brook (12/22/21)

3-Point Field Goals
 2021-22/Career ---

3-Point FG Attempts
 2021-22/Career 1, vs. Troy (11/28/21)

Free Throws
 2021-22 2, 5x, last vs. Vanderbilt (1/22/22)
 Career 3, vs. LBSU (12/28/19)

Free Throw Attempts
 2021-22 3, 4x, last vs. Vanderbilt (1/22/22)
 Career 6, vs. LBSU (12/28/19)

Assists
 2021-22/Career 2, 2x, last vs. SBU (12/22/21)

Steals
 2021-22 1, 6x, last at Ole Miss (1/24/22)
 Career 1, 7x, last at Ole Miss (1/24/22)

Blocked Shots
 2021-22/Career 2, 2x, last vs. Miss. State (1/19/22)

Minutes Played
 2021-22/Career 27, 2x, last at Ole Miss (1/24/22)

JITOBOH VS. KENTUCKY

Opponent	Date	GS	Min	FG	FGA	Pct	3FG	FGA	Pct	FT	FTA	Pct	Off	Def	Tot	PF	FO	A	TO	BLK	STL	Pts	
at Kentucky	02/22/20		1	0	0	.000	0	0	.000	0	0	.000	0	0	0	1	0	0	0	0	0	0	0
KENTUCKY	03/07/20		7	0	0	.000	0	0	.000	1	2	.500	0	1	1	0	0	0	0	0	0	1	1
Totals	2 Games	0	8	0	0	.000	0	0	.000	1	2	.500	0	1	1	1	0	0	0	0	0	1	1

WALK-ONS

#3 ALEX KLATSKY

SOPHOMORE* | G | 6-4 | 185 | COLTS NECK, N.J. | RANNEY SCHOOL

OVERVIEW

- An elite shooter who can help stretch defenses and brings high-level winning experience both in high school and AAU.
- Has appeared in four games at UF.
- Took a developmental redshirt year in 2019-20.
- Four-year varsity starter and two-year captain, part of 104 wins in his career.

2021-22 HIGHLIGHTS

- Gives the Gators depth at the shooting guard position and experience on the scout team.
- Appeared in the season-opening win vs. Elon.
- Grabbed his first career rebound in the win vs. North Florida.



CAREER STATS

Season	gp-gs	min/avg	Total		3-Point		F-Throws		Rebounds				Scoring							
			fg-fga	pct	fg-fga	pct	ft-fa	pct	off	def	tot	avg	pf	fo	ast	to	blk	stl	pts	avg
2020-21	4-0	6/1.5	0-2	.000	0-2	.000	0-0	.000	0	0	0	0.0	0	0	0	0	0	1	0	0.0
2021-22	6-0	10/1.7	0-2	.000	0-2	.000	0-0	.000	1	0	1	0.2	0	0	0	0	0	0	0	0.0
TOTAL	10-0	16/1.6	0-4	.000	0-4	.000	0-0	.000	1	0	1	0.1	0	0	0	0	0	1	0	0.0

GAME-BY-GAME STATS

Opponent	Date	gs	min	Total		3-Pointers		Free throws		Rebounds				pf	a	t/o	blk	stl	pts	avg
				fg-fga	pct	3fg-fga	pct	ft-fa	pct	off	def	tot	avg							
ELON	11/09/21	1	0-0	.000	0-0	.000	0-0	.000	0	0	0	0.0	0	0	0	0	0	0	0	0.0
MILWAUKEE	11/18/21	2	0-0	.000	0-0	.000	0-0	.000	0	0	0	0.0	0	0	0	0	0	0	0	0.0
TROY	11/28/21	2	0-0	.000	0-0	.000	0-0	.000	0	0	0	0.0	0	0	0	0	0	0	0	0.0
NORTH FLORIDA	12/08/21	3	0-1	.000	0-1	.000	0-0	.000	1	0	1	0.3	0	0	0	0	0	0	0	0.0
STONY BROOK	12/22/21	1	0-1	.000	0-1	.000	0-0	.000	0	0	0	0.2	0	0	0	0	0	0	0	0.0
VANDERBILT	01/22/22	1	0-0	.000	0-0	.000	0-0	.000	0	0	0	0.2	0	0	0	0	0	0	0	0.0
Totals		0	10	0-2	.000	0-2	.000	0-0	.000	1	0	1	0.2	0	0	0	0	0	0	0.0

Games played: 6
 Minutes/game: 1.7
 FG Pct: 0.0
 3FG Pct: 0.0

Rebounds/game: 0.2

#20 JACK MAY


SOPHOMORE* | G | 6-4 | 175 | BOCA RATON, FLA. | SAINT ANDREW'S SCHOOL

OVERVIEW

- Brings winning experience to the Gators as a walk-on and appeared in three games at UF as a freshman.
- Helped Saint Andrew's to the 2020 3A state championship, getting a pair of key baskets and a steal in the final minutes of the game.
- Named to Palm Beach Post's All-County second team for small schools, averaging 10.6 points per game as a senior.
- While growing up, his father, Dusty, was on Mike White's staff for seven seasons at Louisiana Tech (2011-15) and Florida (2015-18).

2021-22 HIGHLIGHTS

- Provides experience on the scout team as he plans to take a redshirt year in 2021-22.



CAREER STATS

Season	gp-gs	min/avg	Total		3-Point		F-Throws		Rebounds				Scoring							
			fg-fga	pct	fg-fga	pct	ft-fa	pct	off	def	tot	avg	pf	fo	ast	to	blk	stl	pts	avg
2020-21	3-0	3/1.0	0-0	.000	0-0	.000	0-0	.000	0	1	1	0.3	1	0	0	0	0	0	0	0.0
TOTAL	3-0	3/1.0	0-0	.000	0-0	.000	0-0	.000	0	1	1	0.3	1	0	0	0	0	0	0	0.0

2021-22 MISCELLANEOUS STATS

TIMES LED UP IN SCORING

<i>Includes times co-led</i>	Season	Career
Colin Castleton	9	15
Phlandrous Fleming Jr.	6	6
Tyree Appleby	5	9
Myreon Jones	4	4
Anthony Duruji	3	4
Jason Jitoboh	1	1
Brandon McKissic	1	1
Kowacie Reeves	1	1
Keyontae Johnson	0	18

TIMES LED UP IN REBOUNDING

<i>Includes times co-led</i>	Season	Career
Colin Castleton	15	25
Phlandrous Fleming Jr.	5	5
Jason Jitoboh	3	3
Anthony Duruji	2	5
Myreon Jones	1	1
Brandon McKissic	1	1
Keyontae Johnson	0	26

TIMES LED UP IN ASSISTS

<i>Includes times co-led</i>	Season	Career
Tyree Appleby	15	24
Myreon Jones	5	5
Phlandrous Fleming Jr.	4	4
Colin Castleton	3	5
Anthony Duruji	2	2
Brandon McKissic	2	2
Keyontae Johnson	0	3

DOUBLE-FIGURE SCORING GAMES

	Season	Career
Colin Castleton	17	32
Tyree Appleby	15	30
Phlandrous Fleming Jr.	15	15
Myreon Jones	10	10
Anthony Duruji	9	12
Brandon McKissic	5	5
CJ Felder	3	3
Kowacie Reeves	3	3
Jason Jitoboh	2	2
Keyontae Johnson	0	37

20-POINT GAMES

	Season	Career
Colin Castleton	2	6
Myreon Jones	2	2
Tyree Appleby	1	2
Anthony Duruji	1	1
Phlandrous Fleming Jr.	1	1
Keyontae Johnson	0	8

30-POINT GAMES

	Season	Career
None		

DOUBLE-FIGURE REBOUNDING GAMES

	Season	Career
Colin Castleton	7	10
Phlandrous Fleming Jr.	1	1
Jason Jitoboh	1	1
Keyontae Johnson	0	14
Anthony Duruji	0	1

DOUBLE-FIGURE ASSIST GAMES

	Season	Career
Tyree Appleby	1	1

DOUBLE-DOUBLES

	Season	Career
Colin Castleton	6	9
Tyree Appleby	1	1
Phlandrous Fleming Jr.	1	1
Keyontae Johnson	0	13

TRIPLE-DOUBLES

	Season	Career
None		

DUNKS (TOTAL: 78)

	Season	Career
Colin Castleton	22	43
Anthony Duruji	19	39
Phlandrous Fleming Jr.	9	9
CJ Felder	8	8
Jason Jitoboh	6	9
Myreon Jones	4	4
Toungthach Gatkek	3	3
Niels Lane	3	3
Tyree Appleby	2	2
Elijah Kennedy	1	1
Kowacie Reeves	1	1
Keyontae Johnson	0	53

CHARGES DRAWN (TOTAL: 31)

	Season	Career
Myreon Jones	11	11
Brandon McKissic	8	8
Tyree Appleby	5	8
Phlandrous Fleming Jr.	4	4
Kowacie Reeves	3	3
Colin Castleton	1	1
Keyontae Johnson	0	25

POINT DISTRIBUTION (%)

Freshmen	133	7.8%
Sophomores	31	1.8%
Juniors	162	9.5%
Seniors	1,381	80.9%
TOTAL	1,707	

TECHNICAL FOULS

Opponents	3
Florida	5

SHOT CLOCK VIOLATIONS

Forced	24
Committed	8

10-SECOND VIOLATIONS

Forced	4
Committed	0

FIRST OFF THE BENCH

<i>Includes all if multiple players enter</i>	Season	Career
Phlandrous Fleming Jr.	9	9
CJ Felder	6	6
Tyree Appleby	4	8
Myreon Jones	4	4
Jason Jitoboh	3	8
Brandon McKissic	3	3
Toungthach Gatkek	2	2
Kowacie Reeves	1	1
Keyontae Johnson	0	9
Colin Castleton	0	2
Anthony Duruji	0	1
Niels Lane	0	1

SCORED UF'S FIRST POINTS

	Season	Career
Colin Castleton	7	9
Phlandrous Fleming Jr.	4	4
Kowacie Reeves	4	4
Tyree Appleby	3	6
Anthony Duruji	3	6
Myreon Jones	2	2
Jason Jitoboh	1	1
Keyontae Johnson	0	10

HOW UF'S FIRST POINTS SCORED

Layup	7
3-Pointer	7
Jump Shot	5
Free Throw	4
Dunk	1

3-POINT PLAY OPPORTUNITIES

<i>Ordered by most conversions</i>	Season	Career
Anthony Duruji	9-9	11-12
Tyree Appleby	2-2	5-6
Jason Jitoboh	2-2	2-2
Myreon Jones	2-2	2-2
CJ Felder	1-2	1-2
Kowacie Reeves	1-1	1-1
Phlandrous Fleming Jr.	1-2	1-2
Colin Castleton	1-6	5-12
Brandon McKissic	0-1	0-1
Keyontae Johnson	0-0	16-22
Niels Lane	0-0	1-1
TOTALS	19-27	45-63
	.704	.714

4-POINT PLAY OPPORTUNITIES

<i>Ordered by most conversions</i>	Season	Career
Tyree Appleby	1-1	2-2
Myreon Jones	1-1	1-1
TOTALS	2-2	3-3

3-POINTER STREAK - TEAM

Florida:	167 (at SC, 1/18/17)
Opponents:	778 (FAMU,12/4/99)

PLAYERS IN DOUBLE FIGURES

Players	Games
1	1
2	3
3	9
4	10
5	0
6	1

RUNS OF 10-0 OR BETTER

Run	Occurrences
10-0	4
11-0	2
12-0	2
13-0	4
14-0	2
15-0	1
16-0	1

Largest run: 16-0, 11/18/21 vs. Milwaukee

LINEUPS AND RECORD

<i>(Listed by position 1-5; Ordered by most wins)</i>	
Appleby, McKissic, Jones, Duruji, Castleton	6-3
Appleby, Fleming, Lane, Duruji, Castleton	2-0
Appleby, McKissic, Reeves, Fleming, Duruji	2-0
McKissic, Fleming, Reeves, Duruji, Jitoboh	2-1
Appleby, Jones, Fleming, Duruji, Castleton	1-0
Appleby, McKissic, Fleming, Duruji, Castleton	1-0
McKissic, Fleming, Reeves, Duruji, Castleton	1-0
McKissic, Jones, Fleming, Duruji, Castleton	1-2
Appleby, Jones, Reeves, Duruji, Castleton	0-1
Appleby, McKissic, Reeves, Duruji, Jitoboh	0-1

2021-22 MISCELLANEOUS STATS

STREAKS

Streak stats below are consecutive team games; i.e., a player's streak starts over if he misses a game.

GAMES PLAYED

Appleby 49, Duruji 49, Fleming 24, McKissic 24, Reeves 14, Jones 12, Gatkek 8, Felder 5, Lane 4, Castleton 2

STARTS

Duruji 34, Appleby 5, Fleming 4, Castleton 2, Lane 2

GAMES SCORED

Appleby 49, Duruji 48, Fleming 11, Reeves 10, Jones 5, Castleton 2, Lane 1

GAMES WITH A 3-POINTER

Appleby 8, Jones 5, Reeves 5

GAMES WITH A REBOUND

Duruji 48, McKissic 24, Fleming 15, Reeves 9, Jones 7, Lane 3, Appleby 2, Castleton 2, Felder 2

GAMES WITH AN ASSIST

McKissic 16, Appleby 15, Duruji 2, Reeves 2, Castleton 1, Fleming 1, Jones 1

CONSECUTIVE MADE FREE THROWS

	Active	Season High
Myreon Jones	10	10
Kowacie Reeves	7	7
Anthony Duruji	5	9
Tyree Appleby	4	23
Niels Lane	4	4
Colin Castleton	1	7
Jason Jitoboh	1	3
Phlandrous Fleming Jr.	0	13
Brandon McKissic	0	6
CJ Felder	0	4
Tuongthach Gatkek	0	2
Elijah Kennedy	0	1

SCORING MARGIN

Largest Lead:	41 vs. Troy, 11/28/21
Largest Deficit:	20, vs. Texas Southern, 12/6/21
Largest Deficit Overcome:	16, vs. Oklahoma State, 1/29/22
Largest Lead Lost:	13, at Tennessee, 1/26/22
Largest Margin of Victory:	39, vs. Troy, 11/28/21
Largest Margin of Defeat:	15, vs. Texas Southern, 12/6/21

SITUATIONAL RECORDS

	2021-22	Under White
Scoring First	11-6	88-42
Leading at Half	11-2	110-28
Trailing at Half	5-4	25-49
Tied at Half	0-2	4-6
Leading with 5:00 Left	13-0	125-12
Trailing with 5:00 Left	3-8	12-68
Tied with 5:00 Left	0-0	2-3
In Overtime	1-0	8-3
In Double Overtime	0-0	2-0
When UF Outrebounds Opponent	8-1	77-25
When UF is Outrebounded	8-5	53-53
When Rebounds are the Same	0-2	8-5
When UF Commits More Turnovers	3-3	30-34
When UF Forces More Turnovers	13-5	96-46
When Turnovers are the Same	0-0	11-4
When UF Has More Free Throw Attempts	11-4	89-31
When Opponent Has More Free Throw Attempts	4-4	42-45
When Free Throw Attempts are the Same	1-0	8-7
When UF Shoots 45% or Better from the Field	6-0	82-10
When UF Shoots Less Than 45% from the Field	10-8	57-72
When Opponent Shoots 45% or Better from the Field	5-7	23-50
When Opponent Shoots Less Than 45% from the Field	11-1	116-33
When UF Shoots Same or Better Than Opponent from the Field	11-1	115-14
When Opponent Shoots Better Than UF from the Field	5-7	24-69
When UF Shoots 40% or Better from 3-Point Range	3-1	48-14
When UF Shoots Less Than 40% from 3-Point Range	13-7	88-68
When UF Shoots Better Than Opponent from 3-Point Range	10-1	92-19
When UF Shoots 75% or Better from the Line	9-4	60-33
When UF Shoots Less Than 75% from the Line	7-4	79-49
When UF Bench Equals or Outscores Opponent's	10-5	97-46
When Opponent Bench Outscores UF's	6-3	41-39
Following a UF win	11-4	82-56
Following a UF loss	3-4	51-26
When 3 or More Players Score in Double Figures	15-5	120-53
When 4 or More Players Score in Double Figures	8-3	69-22
When 5 or More Players Score in Double Figures	1-0	23-1
In White Uniforms	10-2	86-36
In Blue Uniforms	3-4	28-25
In Orange Uniforms	1-0	16-15
In Black Uniforms	2-2	9-7
In November	6-0	32-8
In December	3-3	24-15
In January	4-5	36-24
In February	3-0	31-18
In March	0-0	16-18
On Sunday	2-1	8-9
On Monday	1-2	4-3
On Tuesday	1-0	26-16
On Wednesday	6-4	28-15
On Thursday	1-0	17-0
On Friday	0-0	12-6
On Saturday	5-1	44-35



2021-22 Florida Men's Basketball Combined Team Statistics All games

Game Records

Record	Overall	Home	Away	Neutral
ALL GAMES	16-8	11-3	2-4	3-1
CONFERENCE	6-5	4-2	2-3	0-0
NON-CONFERENCE	10-3	7-1	0-1	3-1

Score by Periods

Team	1st	2nd	OT	TOT
Florida	831	862	14	1707
Opponents	728	796	9	1533

Team Box Score

No.	Player	Total			3-Point		F-Throw		Rebounds				PF DQ A TO BLK STL PTS AVG									
		GP-GS	MIN	AVG	FG-FGA	FG%	3FG-3FGA	3FG%	FT-FTA	FT%	OFF	DEF	TOT	AVG	PF	DQ	A	TO	BLK	STL	PTS	AVG
12	CASTLETON, Colin	18-18	509:17	28.3	101-187	.540	0-7	.000	75-113	.664	55	106	161	8.9	37	1	30	46	51	15	277	15.4
22	APPLEBY, Tyree	24-17	665:51	27.7	66-181	.365	42-128	.328	86-99	.869	2	51	53	2.2	43	0	95	64	2	37	260	10.8
24	FLEMING JR., Phlandrous	24-13	615:06	25.6	80-206	.388	27-88	.307	63-81	.778	41	56	97	4.0	37	0	38	36	17	34	250	10.4
4	DURUJI, Anthony	24-24	613:21	25.6	85-152	.559	17-51	.333	42-56	.750	39	66	105	4.4	70	1	28	40	15	25	229	9.5
0	JONES, Myreon	23-14	650:43	28.3	73-193	.378	47-136	.346	26-36	.722	10	58	68	3.0	23	0	39	33	4	32	219	9.5
23	MCKISSIC, Brandon	24-20	602:50	25.1	51-144	.354	22-90	.244	22-39	.564	18	55	73	3.0	51	0	45	31	2	29	146	6.1
14	REEVES, Kowacie	19-8	294:57	15.5	31-79	.392	21-57	.368	19-23	.826	9	15	24	1.3	16	0	8	13	2	9	102	5.4
33	JITOBOH, Jason	18-4	190:53	10.6	31-49	.633	0-1	.000	11-16	.688	21	22	43	2.4	36	2	7	6	11	6	73	4.1
1	FELDER, CJ	23-0	288:56	12.6	35-64	.547	12-30	.400	7-15	.467	23	31	54	2.3	30	0	9	13	14	10	89	3.9
10	KENNEDY, Elijah	19-0	135:18	7.1	12-55	.218	6-37	.162	1-2	.500	0	16	16	0.8	7	0	6	9	1	9	31	1.6
32	GATKEK, Tuongthach	15-0	130:32	8.7	7-20	.350	0-2	.000	7-14	.500	6	22	28	1.9	19	0	2	4	15	6	21	1.4
44	LANE, Niels	11-2	123:36	11.2	3-11	.273	0-3	.000	4-8	.500	2	11	13	1.2	17	0	2	8	3	3	10	0.9
3	KLATSKY, Alex	6-0	09:36	1.6	0-2	.000	0-2	.000	0-0	.000	1	0	1	0.2	0	0	0	0	0	0	0	0.0
Team											45	42	87					8				
Total		24	4831		575-1343	.428	194-632	.307	363-502	.723	272	551	823	34.3	386	4	309	311	137	215	1707	71.1
Opponents		24	4825		568-1313	.433	129-420	.307	268-398	.673	255	566	821	34.2	438	10	265	372	75	188	1533	63.9

Team Statistics

	UF	OPP
Scoring	1707	1533
Points per game	71.1	63.9
Scoring margin	+7.3	-
Field goals-att	575-1343	568-1313
Field goal pct	.428	.433
3 point fg-att	194-632	129-420
3-point FG pct	.307	.307
3-pt FG made per game	8.1	5.4
Free throws-att	363-502	268-398
Free throw pct	.723	.673
F-Throws made per game	15.1	11.2
Rebounds	823	821
Rebounds per game	34.3	34.2
Rebounding margin	+0.1	-
Assists	309	265
Assists per game	12.9	11.0
Turnovers	311	372
Turnovers per game	13.0	15.5
Turnover margin	+2.5	-
Assist/turnover ratio	1.0	0.7
Steals	215	188
Steals per game	9.0	7.8
Blocks	137	75
Blocks per game	5.7	3.1
Winning streak	4	-
Home win streak	5	-
Attendance	130440	56835
Home games-Avg/Game	14-9317	6-9473
Neutral site-Avg/Game	-	4-3531

Team Results

Date	Opponent		Score	Att.
11/09/2021	Elon	W	74-61	9275
11/14/2021	Florida St.	W	71-55	10011
11/18/2021	Milwaukee	W	81-45	8223
11/22/2021	vs California	W	80-60	3500
11/24/2021	vs Ohio St.	W	71-68	3500
11/28/2021	Troy	W	84-45	8875
12/01/2021	at Oklahoma	L	67-74	9539
12/06/2021	Texas Southern	L	54-69	7623
12/08/2021	North Florida	W	85-55	7705
12/12/2021	vs Maryland	L	68-70	7124
12/18/2021	vs South Fla.	W	66-55	0
12/22/2021	Stony Brook	W	87-62	8063
01/05/2022	Alabama	L	70-83	10210
01/08/2022	at Auburn	L	73-85	9121
01/12/2022	LSU	L	58-64	10110
01/15/2022	at South Carolina	W	71-63	10813
01/19/2022	Mississippi St.	W	80-72	10008
01/22/2022	Vanderbilt	W	61-42	10345
01/24/2022	at Ole Miss	L	54-70	6273
01/26/2022	at Tennessee	L	71-78	20789
01/29/2022	Oklahoma St.	W	81-72	10056
02/02/2022	at Missouri	W	66-65	300
02/05/2022	Ole Miss	Wot	62-57	10007
02/09/2022	Georgia	W	72-63	9929



2021-22 Florida Men's Basketball Combined Team Statistics In Conference games

Game Records

Record	Overall	Home	Away	Neutral
ALL GAMES	6-5	4-2	2-3	0-0
CONFERENCE	6-5	4-2	2-3	0-0
NON-CONFERENCE	0-0	0-0	0-0	0-0

Score by Periods

Team	1st	2nd	OT	TOT
Florida	357	367	14	738
Opponents	357	376	9	742

Team Box Score

No.	Player	Total			3-Point			F-Throw		Rebounds				PF DQ A TO BLK STL PTS AVG								
		GP-GS	MIN	AVG	FG-FGA	FG%	3FG-3FGA	3FG%	FT-FTA	FT%	OFF	DEF	TOT	AVG	PF	DQ	A	TO	BLK	STL	PTS	AVG
12	CASTLETON, Colin	6-6	187:37	31.3	37-62	.597	0-2	.000	26-35	.743	17	32	49	8.2	11	0	8	15	21	6	100	16.7
22	APPLEBY, Tyree	11-7	307:34	28.0	27-80	.338	20-61	.328	45-53	.849	2	23	25	2.3	20	0	54	34	1	15	119	10.8
4	DURUJI, Anthony	11-11	293:44	26.7	41-73	.562	6-26	.231	22-28	.786	13	37	50	4.5	35	1	12	26	6	10	110	10.0
0	JONES, Myreon	11-3	286:52	26.1	34-86	.395	27-69	.391	11-18	.611	2	26	28	2.5	11	0	16	17	3	12	106	9.6
24	FLEMING JR., Phlandrous	11-7	295:21	26.9	32-96	.333	11-47	.234	19-28	.679	17	31	48	4.4	18	0	17	17	7	18	94	8.5
14	REEVES, Kowacie	11-7	191:50	17.4	19-44	.432	15-36	.417	14-18	.778	4	7	11	1.0	12	0	6	5	2	3	67	6.1
33	JITOBHO, Jason	8-4	116:14	14.5	18-25	.720	0-0	.000	6-9	.667	9	17	26	3.3	17	0	2	2	7	4	42	5.3
23	MCKISSIC, Brandon	11-8	250:38	22.8	20-57	.351	7-36	.194	4-15	.267	6	27	33	3.0	25	0	22	12	1	7	51	4.6
1	FELDER, CJ	10-0	113:54	11.4	13-27	.481	4-12	.333	3-9	.333	8	9	17	1.7	13	0	1	8	5	0	33	3.3
32	GATKEK, Tuongthach	7-0	75:11	10.7	4-12	.333	0-1	.000	1-2	.500	3	11	14	2.0	8	0	2	1	10	4	9	1.3
10	KENNEDY, Elijah	7-0	41:30	5.9	2-16	.125	1-13	.077	0-0	.000	0	3	3	0.4	6	0	2	1	0	4	5	0.7
44	LANE, Niels	3-2	64:04	21.4	1-2	.500	0-0	.000	0-0	.000	1	5	6	2.0	10	0	0	1	0	2	2	0.7
3	KLATSKY, Alex	1-0	00:30	0.5	0-0	.000	0-0	.000	0-0	.000	0	0	0	0.0	0	0	0	0	0	0	0	0.0
Team											23	15	38					5				
Total		11	2225		248-580	.428	91-303	.300	151-215	.702	105	243	348	31.6	186	1	142	144	63	85	738	67.1
Opponents		11	2225		266-617	.431	69-221	.312	141-196	.719	131	258	389	35.4	203	5	139	148	38	90	742	67.5

Team Statistics

	UF	OPP
Scoring	738	742
Points per game	67.1	67.5
Scoring margin	-0.4	-
Field goals-att	248-580	266-617
Field goal pct	.428	.431
3 point fg-att	91-303	69-221
3-point FG pct	.300	.312
3-pt FG made per game	8.3	6.3
Free throws-att	151-215	141-196
Free throw pct	.702	.719
F-Throws made per game	13.7	12.8
Rebounds	348	389
Rebounds per game	31.6	35.4
Rebounding margin	-3.7	-
Assists	142	139
Assists per game	12.9	12.6
Turnovers	144	148
Turnovers per game	13.1	13.5
Turnover margin	+0.4	-
Assist/turnover ratio	1.0	0.9
Steals	85	90
Steals per game	7.7	8.2
Blocks	63	38
Blocks per game	5.7	3.5
Winning streak	3	-
Home win streak	4	-
Attendance	60609	47296
Home games-Avg/Game	6-10102	5-9459
Neutral site-Avg/Game	-	0-0

Team Results

Date	Opponent	Score	Att.
01/05/2022	Alabama	L 70-83	10210
01/08/2022	at Auburn	L 73-85	9121
01/12/2022	LSU	L 58-64	10110
01/15/2022	at South Carolina	W 71-63	10813
01/19/2022	Mississippi St.	W 80-72	10008
01/22/2022	Vanderbilt	W 61-42	10345
01/24/2022	at Ole Miss	L 54-70	6273
01/26/2022	at Tennessee	L 71-78	20789
02/02/2022	at Missouri	W 66-65	300
02/05/2022	Ole Miss	Wot 62-57	10007
02/09/2022	Georgia	W 72-63	9929



**2021-22 Florida Men's Basketball
Category Leaders
All games**

Points

##	Player	G	Pts	Pts/G
12	Castleton, Colin	18	277	15.4
22	Appleby, Tyree	24	260	10.8
24	Fleming Jr., Phlandrous	24	250	10.4
4	Duruji, Anthony	24	229	9.5
0	Jones, Myreon	23	219	9.5
23	McKissic, Brandon	24	146	6.1
14	Reeves, Kowacie	19	102	5.4
1	Felder, CJ	23	89	3.9
33	Jitoboh, Jason	18	73	4.1
10	Kennedy, Elijah	19	31	1.6
32	Gatkek, Tuongthach	15	21	1.4
44	Lane, Niels	11	10	0.9

Scoring Average

##	Player	G	Pts	Pts/G
12	Castleton, Colin	18	277	15.4
22	Appleby, Tyree	24	260	10.8
24	Fleming Jr., Phlandrous	24	250	10.4
4	Duruji, Anthony	24	229	9.5
0	Jones, Myreon	23	219	9.5
23	McKissic, Brandon	24	146	6.1
14	Reeves, Kowacie	19	102	5.4
33	Jitoboh, Jason	18	73	4.1
1	Felder, CJ	23	89	3.9
10	Kennedy, Elijah	19	31	1.6
32	Gatkek, Tuongthach	15	21	1.4
44	Lane, Niels	11	10	0.9

Field Goal Percentage

##	Player	FG	Att	Pct
33	Jitoboh, Jason	31	49	.633
4	Duruji, Anthony	85	152	.559
1	Felder, CJ	35	64	.547
12	Castleton, Colin	101	187	.540
14	Reeves, Kowacie	31	79	.392
24	Fleming Jr., Phlandrous	80	206	.388
0	Jones, Myreon	73	193	.378
22	Appleby, Tyree	66	181	.365
23	McKissic, Brandon	51	144	.354
32	Gatkek, Tuongthach	7	20	.350
44	Lane, Niels	3	11	.273
10	Kennedy, Elijah	12	55	.218

Field Goal Attempts

##	Player	G	Att	Att/G
24	Fleming Jr., Phlandrous	24	206	8.6
0	Jones, Myreon	23	193	8.4
12	Castleton, Colin	18	187	10.4
22	Appleby, Tyree	24	181	7.5
4	Duruji, Anthony	24	152	6.3

Field Goals Made

##	Player	G	Made	Made/G
12	Castleton, Colin	18	101	5.6
4	Duruji, Anthony	24	85	3.5
24	Fleming Jr., Phlandrous	24	80	3.3
0	Jones, Myreon	23	73	3.2
22	Appleby, Tyree	24	66	2.8

3-Point FG Percentage

##	Player	3FG	Att	Pct
1	Felder, CJ	12	30	.400
14	Reeves, Kowacie	21	57	.368
0	Jones, Myreon	47	136	.346
4	Duruji, Anthony	17	51	.333
22	Appleby, Tyree	42	128	.328
24	Fleming Jr., Phlandrous	27	88	.307
23	McKissic, Brandon	22	90	.244
10	Kennedy, Elijah	6	37	.162

3-Point FG Attempts

##	Player	G	Att	Att/G
0	Jones, Myreon	23	136	5.9
22	Appleby, Tyree	24	128	5.3
23	McKissic, Brandon	24	90	3.8
24	Fleming Jr., Phlandrous	24	88	3.7
14	Reeves, Kowacie	19	57	3.0

3-Point FG Made

##	Player	G	Made	Made/G
0	Jones, Myreon	23	47	2.0
22	Appleby, Tyree	24	42	1.8
24	Fleming Jr., Phlandrous	24	27	1.1
23	McKissic, Brandon	24	22	0.9
14	Reeves, Kowacie	19	21	1.1



**2021-22 Florida Men's Basketball
Category Leaders
All games**

Free Throw Percentage

##	Player	Made	Att	Pct
22	Appleby, Tyree	86	99	.869
14	Reeves, Kowacie	19	23	.826
24	Fleming Jr., Phlandrous	63	81	.778
4	Duruji, Anthony	42	56	.750
0	Jones, Myreon	26	36	.722
33	Jitoboh, Jason	11	16	.688
12	Castleton, Colin	75	113	.664
23	McKissic, Brandon	22	39	.564
10	Kennedy, Elijah	1	2	.500
32	Gatkek, Tuongthach	7	14	.500
44	Lane, Niels	4	8	.500
1	Felder, CJ	7	15	.467

Free Throw Attempts

##	Player	G	Att	Att/G
12	Castleton, Colin	18	113	6.3
22	Appleby, Tyree	24	99	4.1
24	Fleming Jr., Phlandrous	24	81	3.4
4	Duruji, Anthony	24	56	2.3
23	McKissic, Brandon	24	39	1.6

Free Throws Made

##	Player	G	Made	Made/G
22	Appleby, Tyree	24	86	3.6
12	Castleton, Colin	18	75	4.2
24	Fleming Jr., Phlandrous	24	63	2.6
4	Duruji, Anthony	24	42	1.8
0	Jones, Myreon	23	26	1.1

Rebounds

##	Player	G	Reb	Reb/G
12	Castleton, Colin	18	161	8.9
4	Duruji, Anthony	24	105	4.4
24	Fleming Jr., Phlandrous	24	97	4.0
23	McKissic, Brandon	24	73	3.0
0	Jones, Myreon	23	68	3.0

Assists

##	Player	G	Ast	Ast/G
22	Appleby, Tyree	24	95	4.0
23	McKissic, Brandon	24	45	1.9
0	Jones, Myreon	23	39	1.7
24	Fleming Jr., Phlandrous	24	38	1.6
12	Castleton, Colin	18	30	1.7

Rebounds Average

##	Player	G	Reb	Reb/G
12	Castleton, Colin	18	161	8.9
4	Duruji, Anthony	24	105	4.4
24	Fleming Jr., Phlandrous	24	97	4.0
23	McKissic, Brandon	24	73	3.0
0	Jones, Myreon	23	68	3.0

Steals

##	Player	G	Stl	Stl/G
22	Appleby, Tyree	24	37	1.5
24	Fleming Jr., Phlandrous	24	34	1.4
0	Jones, Myreon	23	32	1.4
23	McKissic, Brandon	24	29	1.2
4	Duruji, Anthony	24	25	1.0

Offensive Rebounds

##	Player	G	OReb	OReb/G
12	Castleton, Colin	18	55	3.1
24	Fleming Jr., Phlandrous	24	41	1.7
4	Duruji, Anthony	24	39	1.6
1	Felder, CJ	23	23	1.0
33	Jitoboh, Jason	18	21	1.2

Blocked Shots

##	Player	G	Blk	Blk/G
12	Castleton, Colin	18	51	2.8
24	Fleming Jr., Phlandrous	24	17	0.7
4	Duruji, Anthony	24	15	0.6
32	Gatkek, Tuongthach	15	15	1.0
1	Felder, CJ	23	14	0.6

Defensive Rebounds

##	Player	G	DReb	DReb/G
12	Castleton, Colin	18	106	5.9
4	Duruji, Anthony	24	66	2.8
0	Jones, Myreon	23	58	2.5
24	Fleming Jr., Phlandrous	24	56	2.3
23	McKissic, Brandon	24	55	2.3

Minutes

##	Player	G	Min	Min/G
22	Appleby, Tyree	24	666	27:45
0	Jones, Myreon	23	651	28:18
24	Fleming Jr., Phlandrous	24	615	25:38
4	Duruji, Anthony	24	613	25:33
23	McKissic, Brandon	24	603	25:07



2021-22 Florida Men's Basketball
Category Leaders
All games

Page 3/3
as of Feb 10, 2022

Fouls

##	Player	G	PF	PF/G
4	Duruji, Anthony	24	70	2.9
23	McKissic, Brandon	24	51	2.1
22	Appleby, Tyree	24	43	1.8
12	Castleton, Colin	18	37	2.1
24	Fleming Jr., Phlandrous	24	37	1.5

Turnovers

##	Player	G	TO	TO/G
22	Appleby, Tyree	24	64	2.7
12	Castleton, Colin	18	46	2.6
4	Duruji, Anthony	24	40	1.7
24	Fleming Jr., Phlandrous	24	36	1.5
0	Jones, Myreon	23	33	1.4

Foul Outs

##	Player	G	FO
33	Jitoboh, Jason	18	2
12	Castleton, Colin	18	1
4	Duruji, Anthony	24	1



**2021-22 Florida Men's Basketball
Team Game-by-Game
All games**

Opponent	Date	Score		Total		3-Pointers		Free throws		Rebounds										
				FG-FGA	PCT	3FG-3FGA	PCT	FT-FTA	PCT	OFF	DEF	TOT	AVG	PF	A	TO	BLK	STL	PTS	AVG
Elon	11/09/2021	74-61	W	25-59	.424	8-25	.320	16-29	.552	18	25	43	43.0	18	16	13	10	7	74	74.0
Florida St.	11/14/2021	71-55	W	24-62	.387	8-28	.286	15-20	.750	17	27	44	43.5	12	11	15	10	9	71	72.5
Milwaukee	11/18/2021	81-45	W	32-68	.471	11-28	.393	6-8	.750	11	35	46	44.3	14	21	9	6	8	81	75.3
vs California	11/22/2021	80-60	W	27-52	.519	8-19	.421	18-21	.857	5	22	27	40.0	16	10	12	3	10	80	76.5
vs Ohio St.	11/24/2021	71-68	W	22-60	.367	4-14	.286	23-33	.697	16	19	35	39.0	20	8	11	2	13	71	75.4
Troy	11/28/2021	84-45	W	27-61	.443	13-37	.351	17-19	.895	12	28	40	39.2	13	14	15	5	11	84	76.8
at Oklahoma	12/01/2021	67-74	L	24-57	.421	4-24	.167	15-18	.833	9	24	33	38.3	17	7	16	6	7	67	75.4
Texas Southern	12/06/2021	54-69	L	21-55	.382	5-24	.208	7-16	.438	8	15	23	36.4	14	10	10	6	12	54	72.8
North Florida	12/08/2021	85-55	W	29-65	.446	5-23	.217	22-30	.733	12	24	36	36.3	17	14	10	3	21	85	74.1
vs Maryland	12/12/2021	68-70	L	22-58	.379	11-27	.407	13-17	.765	15	20	35	36.2	20	14	12	6	7	68	73.5
vs South Fla.	12/18/2021	66-55	W	23-59	.390	8-26	.308	12-15	.800	18	27	45	37.0	9	12	17	6	3	66	72.8
Stony Brook	12/22/2021	87-62	W	32-60	.533	8-23	.348	15-20	.750	15	25	40	37.3	13	20	16	5	11	87	74.0
Alabama	01/05/2022	70-83	L	22-52	.423	8-23	.348	18-28	.643	15	25	40	37.5	20	12	20	7	5	70	73.7
at Auburn	01/08/2022	73-85	L	24-58	.414	6-22	.273	19-28	.679	11	20	31	37.0	18	12	12	5	12	73	73.6
LSU	01/12/2022	58-64	L	20-55	.364	7-31	.226	11-22	.500	14	20	34	36.8	10	13	14	7	7	58	72.6
at South Carolina	01/15/2022	71-63	W	27-49	.551	7-22	.318	10-15	.667	8	27	35	36.7	10	17	15	11	8	71	72.5
Mississippi St.	01/19/2022	80-72	W	23-45	.511	10-24	.417	24-30	.800	6	17	23	35.9	22	14	12	6	12	80	72.9
Vanderbilt	01/22/2022	61-42	W	23-60	.383	9-36	.250	6-13	.462	16	26	42	36.2	19	12	8	3	9	61	72.3
at Ole Miss	01/24/2022	54-70	L	19-50	.380	4-29	.138	12-14	.857	8	20	28	35.8	18	14	14	3	4	54	71.3
at Tennessee	01/26/2022	71-78	L	26-60	.433	10-33	.303	9-9	1.000	7	17	24	35.2	19	15	13	3	9	71	71.3
Oklahoma St.	01/29/2022	81-72	W	19-47	.404	10-31	.323	33-41	.805	11	17	28	34.9	17	10	11	6	11	81	71.8
at Missouri	02/02/2022	66-65	W	17-43	.395	10-23	.435	22-26	.846	8	18	26	34.5	16	7	16	5	6	66	71.5
Ole Miss	02/05/2022	62-57	Wot	21-51	.412	8-25	.320	12-17	.706	4	28	32	34.3	18	13	9	7	6	62	71.1
Georgia	02/09/2022	72-63	W	26-57	.456	12-35	.343	8-13	.615	8	25	33	34.3	16	13	11	6	7	72	71.1
Total		1707		575-1343	.428	194-632	.307	363-502	.723	272	551	823	34.3	386	309	311	137	215	1707	71.1
Opponents		1533		568-1313	.433	129-420	.307	268-398	.673	255	566	821	34.2	438	265	372	75	188	1533	63.9

Florida Averages

Games Played	Points/game	FG Pct	3FG Pct	FT Pct	Rebounds/game	Assists/game	Turnovers/game	Assist/Turnover ratio	Steals/game	Blocks/game
24	71.1	42.8	30.7	72.3	34.3	12.9	13.0	1.0	9.0	5.7



**2021-22 Florida Men's Basketball
Opponents Game-by-Game
All games**

Opponent	Date	Score		Total		3-Pointers		Free throws		Rebounds										
				FG-FGA	PCT	3FG-3FGA	PCT	FT-FTA	PCT	OFF	DEF	TOT	AVG	PF	A	TO	BLK	STL	PTS	AVG
Elon	11/09/2021	74-61	W	20-52	.385	5-20	.250	16-24	.667	11	23	34	34.0	22	10	14	3	9	61	61.0
Florida St.	11/14/2021	71-55	W	20-52	.385	7-15	.467	8-15	.533	9	24	33	33.5	19	10	17	4	8	55	58.0
Milwaukee	11/18/2021	81-45	W	18-58	.310	2-12	.167	7-13	.538	8	27	35	34.0	12	7	13	5	4	45	53.7
vs California	11/22/2021	80-60	W	22-50	.440	2-10	.200	14-21	.667	8	21	29	32.8	13	7	18	1	6	60	55.3
vs Ohio St.	11/24/2021	71-68	W	25-47	.532	5-19	.263	13-20	.650	7	26	33	32.8	24	11	18	7	5	68	57.8
Troy	11/28/2021	84-45	W	18-56	.321	2-16	.125	7-15	.467	13	24	37	33.5	16	8	21	0	8	45	55.7
at Oklahoma	12/01/2021	67-74	L	28-57	.491	4-14	.286	14-19	.737	9	25	34	33.6	17	16	13	1	10	74	58.3
Texas Southern	12/06/2021	54-69	L	31-57	.544	5-11	.455	2-5	.400	14	32	46	35.1	18	15	22	4	4	69	59.6
North Florida	12/08/2021	85-55	W	18-53	.340	5-21	.238	14-20	.700	12	27	39	35.6	20	6	28	1	7	55	59.1
vs Maryland	12/12/2021	68-70	L	24-49	.490	8-13	.615	14-18	.778	8	22	30	35.0	15	9	15	4	7	70	60.2
vs South Fla.	12/18/2021	66-55	W	24-57	.421	2-11	.182	5-7	.714	7	20	27	34.3	14	9	12	5	11	55	59.7
Stony Brook	12/22/2021	87-62	W	28-54	.519	5-19	.263	1-6	.167	5	16	21	33.2	17	8	17	1	10	62	59.9
Alabama	01/05/2022	70-83	L	29-72	.403	9-32	.281	16-19	.842	20	20	40	33.7	21	16	12	5	13	83	61.7
at Auburn	01/08/2022	73-85	L	30-56	.536	8-18	.444	17-22	.773	9	30	39	34.1	21	15	16	9	9	85	63.4
LSU	01/12/2022	58-64	L	27-54	.500	3-9	.333	7-11	.636	9	25	34	34.1	21	8	16	5	8	64	63.4
at South Carolina	01/15/2022	71-63	W	26-75	.347	8-22	.364	3-5	.600	21	17	38	34.3	15	10	9	3	10	63	63.4
Mississippi St.	01/19/2022	80-72	W	27-50	.540	4-13	.308	14-22	.636	11	20	31	34.1	22	11	16	2	9	72	63.9
Vanderbilt	01/22/2022	61-42	W	13-45	.289	4-23	.174	12-23	.522	10	24	34	34.1	15	8	12	2	5	42	62.7
at Ole Miss	01/24/2022	54-70	L	25-48	.521	4-13	.308	16-20	.800	6	24	30	33.9	18	17	10	1	8	70	63.1
at Tennessee	01/26/2022	71-78	L	25-55	.455	11-24	.458	17-18	.944	10	24	34	33.9	16	22	16	5	6	78	63.8
Oklahoma St.	01/29/2022	81-72	W	26-54	.481	8-18	.444	12-19	.632	13	21	34	33.9	28	10	16	1	9	72	64.2
at Missouri	02/02/2022	66-65	W	24-48	.500	5-13	.385	12-17	.706	8	19	27	33.6	22	14	13	3	9	65	64.2
Ole Miss	02/05/2022	62-57	Wot	19-58	.328	8-29	.276	11-19	.579	14	30	44	34.0	17	8	14	3	5	57	63.9
Georgia	02/09/2022	72-63	W	21-56	.375	5-25	.200	16-20	.800	13	25	38	34.2	15	10	14	0	8	63	63.9
Total		1533		568-1313	.433	129-420	.307	268-398	.673	255	566	821	34.2	438	265	372	75	188	1533	63.9
Florida		1707		575-1343	.428	194-632	.307	363-502	.723	272	551	823	34.3	386	309	311	137	215	1707	71.1

Opponents Averages

Games Played	Points/game	FG Pct	3FG Pct	FT Pct	Rebounds/game	Assists/game	Turnovers/game	Assist/Turnover ratio	Steals/game	Blocks/game
24	63.9	43.3	30.7	67.3	34.2	11.0	15.5	0.7	7.8	3.1



**2021-22 Florida Men's Basketball
Points-rebounds-assists
All games**

Opponent	Date	Score		0	1	3	4	10	12	14	22	23	24	32
				JONES,MYRE	FELDER,CJ	KLATSKY,AL	DURUJI,ANT	KENNEDY,EL	CASTLETON,	REEVES,KOW	APPLEBY,TY	MCKISSIC,B	FLEMING JR	GATKEK,TUO
Elon	11/09/2021	74-61	W	20-6-3	2-3-0	0-0-0	8-7-1	0-1-1	18-5-4	0-3-1	14-3-3	4-3-1	4-2-1	2-2-0
Florida St.	11/14/2021	71-55	W	12-6-1	0-0-0	DNP	15-7-0	3-0-0	15-16-1	DNP	5-3-5	12-3-2	9-5-2	DNP
Milwaukee	11/18/2021	81-45	W	7-4-5	3-4-2	0-0-0	12-7-1	0-2-1	19-10-1	3-1-0	14-6-5	7-7-2	12-2-2	DNP
vs California	11/22/2021	80-60	W	13-1-1	8-3-1	DNP	7-3-1	3-0-0	16-8-3	0-1-0	15-2-3	3-1-1	11-2-0	0-0-0
vs Ohio St.	11/24/2021	71-68	W	7-3-0	10-5-1	DNP	8-3-0	2-0-0	11-13-3	DNP	8-1-2	6-5-1	19-2-1	DNP
Troy	11/28/2021	84-45	W	12-3-4	2-2-0	0-0-0	11-2-3	6-2-0	10-8-2	8-2-0	12-1-1	10-3-1	11-6-2	0-1-0
at Oklahoma	12/01/2021	67-74	L	5-1-0	2-5-1	DNP	7-3-2	DNP	14-11-1	DNP	11-2-2	11-3-0	17-6-1	DNP
Texas Southern	12/06/2021	54-69	L	4-3-3	4-3-0	DNP	9-4-1	2-1-0	12-5-2	DNP	3-0-0	15-1-1	5-2-3	0-1-0
North Florida	12/08/2021	85-55	W	14-4-1	2-2-1	0-1-0	5-3-3	4-2-2	26-8-2	2-0-0	13-1-1	7-5-3	7-0-1	0-6-0
vs Maryland	12/12/2021	68-70	L	3-4-4	9-1-0	DNP	9-1-0	0-0-0	9-10-0	DNP	15-1-3	2-2-2	15-11-4	0-0-0
vs South Fla.	12/18/2021	66-55	W	8-4-1	4-4-0	DNP	11-9-1	0-0-0	12-11-0	3-0-0	6-2-5	6-3-5	12-1-0	DNP
Stony Brook	12/22/2021	87-62	W	DNP	10-5-2	0-0-0	7-1-1	5-4-0	15-7-3	8-4-1	4-3-7	4-2-2	20-4-2	2-1-0
Alabama	01/05/2022	70-83	L	11-7-1	12-6-0	DNP	5-6-1	0-0-0	19-7-1	1-0-1	9-1-5	7-3-1	0-2-1	DNP
at Auburn	01/08/2022	73-85	L	13-1-1	2-1-0	DNP	14-5-0	DNP	22-10-1	0-0-0	11-4-9	4-3-1	7-4-0	DNP
LSU	01/12/2022	58-64	L	9-5-3	3-4-1	DNP	8-2-2	0-0-1	19-9-2	3-0-1	2-1-1	3-3-2	11-4-0	DNP
at South Carolina	01/15/2022	71-63	W	8-1-1	4-1-0	DNP	4-6-2	5-2-1	10-7-2	14-2-0	4-1-6	2-6-4	14-3-1	DNP
Mississippi St.	01/19/2022	80-72	W	0-0-1	5-1-0	DNP	22-3-1	0-0-0	DNP	14-2-1	17-4-5	2-5-1	10-3-5	2-1-0
Vanderbilt	01/22/2022	61-42	W	6-2-1	5-2-0	0-0-0	7-8-1	0-0-0	DNP	7-1-0	11-4-3	9-2-4	6-5-0	2-3-2
at Ole Miss	01/24/2022	54-70	L	0-2-3	DNP	DNP	11-4-2	0-1-0	DNP	5-1-0	11-4-4	7-4-3	5-4-2	3-1-0
at Tennessee	01/26/2022	71-78	L	10-3-2	0-0-0	DNP	16-6-1	0-0-0	DNP	6-2-1	16-1-7	8-1-1	11-4-3	2-4-0
Oklahoma St.	01/29/2022	81-72	W	8-1-0	0-0-0	DNP	10-5-2	1-1-0	DNP	11-2-0	21-3-4	8-2-2	14-6-2	8-3-0
at Missouri	02/02/2022	66-65	W	18-5-1	0-0-0	DNP	14-1-0	DNP	DNP	3-1-0	17-0-1	2-3-2	12-6-3	0-4-0
Ole Miss	02/05/2022	62-57	Wot	8-1-0	2-1-0	DNP	2-4-1	DNP	17-7-0	6-1-1	10-3-10	7-2-1	10-7-0	0-1-0
Georgia	02/09/2022	72-63	W	23-1-2	0-1-0	DNP	7-5-1	DNP	13-9-2	8-1-1	11-2-3	0-1-2	8-6-2	0-0-0



2021-22 Florida Men's Basketball
Points-rebounds-assists
All games

Opponent	Date	Score		33 JITOB, JAH	44 LANE, NIELS
Elon	11/09/2021	74-61	W	2-1-0	0-1-1
Florida St.	11/14/2021	71-55	W	0-0-0	0-0-0
Milwaukee	11/18/2021	81-45	W	2-1-2	2-0-0
vs California	11/22/2021	80-60	W	2-1-0	2-1-0
vs Ohio St.	11/24/2021	71-68	W	0-0-0	DNP
Troy	11/28/2021	84-45	W	0-2-0	2-3-1
at Oklahoma	12/01/2021	67-74	L	DNP	DNP
Texas Southern	12/06/2021	54-69	L	DNP	DNP
North Florida	12/08/2021	85-55	W	3-1-0	2-1-0
vs Maryland	12/12/2021	68-70	L	6-0-1	DNP
vs South Fla.	12/18/2021	66-55	W	4-4-0	DNP
Stony Brook	12/22/2021	87-62	W	12-7-2	0-1-0
Alabama	01/05/2022	70-83	L	6-3-1	DNP
at Auburn	01/08/2022	73-85	L	0-0-0	DNP
LSU	01/12/2022	58-64	L	0-1-0	DNP
at South Carolina	01/15/2022	71-63	W	6-4-0	DNP
Mississippi St.	01/19/2022	80-72	W	8-2-0	DNP
Vanderbilt	01/22/2022	61-42	W	8-10-1	DNP
at Ole Miss	01/24/2022	54-70	L	12-5-0	DNP
at Tennessee	01/26/2022	71-78	L	2-1-0	DNP
Oklahoma St.	01/29/2022	81-72	W	DNP	0-0-0
at Missouri	02/02/2022	66-65	W	DNP	0-1-0
Ole Miss	02/05/2022	62-57	Wot	DNP	0-3-0
Georgia	02/09/2022	72-63	W	DNP	2-2-0