



# KENTUCKY

## 2021-22 MEN'S BASKETBALL



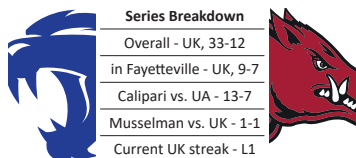
8 NATIONAL CHAMPIONSHIPS | MOST WINS IN COLLEGE BASKETBALL | 49 SEC TITLES | 31 SEC TOURNAMENT CHAMPIONSHIPS | 55 ALL-AMERICANS | 134 NBA DRAFT PICKS

### #6/3 KENTUCKY (23-5, 12-3) at #18/18 ARKANSAS (22-6, 11-4)

Saturday, Feb. 26 • 2 p.m. ET • Bud Walton Arena (19,200) • Fayetteville, Ark.

#TGT #BuiltDifferent #LaFamilia • @KentuckyMBB

#### THE MATCHUP



##### Series Breakdown

Overall - UK, 33-12  
in Fayetteville - UK, 9-7  
Calipari vs. UA - 13-7  
Musselman vs. UK - 1-1  
Current UK streak - L1

| John Calipari                           | Eric Musselman                        |
|---|---------------------------------------|
| Overall Record: 807-238*                | Overall Record: 177-59                |
| Record at UK: 362-98                    | Record at UA: 67-25                   |
| Overall Seasons: 30th at Kentucky: 13th | Overall Seasons: 6th at Arkansas: 3rd |

\*on-court record

#### BY THE NUMBERS

|              |  |
|--------------|--|
| <b>2,350</b> | All-time victories, the most in the NCAA     |
| <b>49</b>    | SEC regular-season titles in program history |
| <b>15</b>    | Straight 10+ rebounding games by Tshiebwe    |
| <b>3</b>     | UK's NET ranking as of Feb. 23               |

#### TALE OF THE TAPE

| UK    | STAT               | UA   |
|-------|--------------------|------|
| 80.6  | Points Per Game    | 77.5 |
| 65.3  | Opp. Pts. Per Game | 67.4 |
| 40.9  | Rebounds PG        | 38.9 |
| +10.7 | Rebound Margin     | +4.7 |
| 16.3  | Assists PG         | 14.4 |
| 4.2   | Blocks PG          | 4.2  |
| 7.0   | Steals PG          | 8.0  |
| .486  | FG Pct.            | .441 |
| .405  | Opp. FG Pct.       | .408 |
| .358  | 3-Pt. FG Pct.      | .313 |
| .301  | Opp. 3-Pt. FG Pct. | .323 |
| .731  | FT Pct.            | .746 |

#### A UK WIN WOULD ...

- Be the seventh victory away from home and the sixth true road game victory
- Improve UK to 172-53 in SEC action under John Calipari
- Move the Wildcats' record to 68-42 against Associated Press Top 25 competition under Calipari
- Keep the Wildcats within one game of first place in the SEC standings
- Be UK's fourth consecutive win in Fayetteville

#### LAST GAME'S STARTERS




**10**

#### DAVION MINTZ

6-3 • 195 • GUARD • GRADUATE  
CHARLOTTE, N.C. | CREIGHTON UNIVERSITY

Averaging 9.0 points per game | Had a career-high-tying 21 points in home win over Vanderbilt | Scored in double-figures in 12 games | Averaging 10.7 ppg during SEC action | Played 39 minutes without a turnover against Alabama



**31**

#### KELLAN GRADY

6-5 • 205 • GUARD • GRADUATE  
BOSTON | DAVIDSON COLLEGE

Team-best 82 3s on SEC-best 43.9% 3-point shooting | Averaging 12.4 points per game | 15 games with three or more 3's | With 13 points vs. LSU, he moved to No. 127 on all-time collegiate scorers' list with 2,348 points



**0**

#### JACOB TOPPIN

6-9 • 200 • FORWARD • JUNIOR  
BROOKLYN, N.Y. | UNIVERSITY OF RHODE ISLAND

Averaging 6.5 points and 3.5 rebounds per game | Scored in double-figures in six games | Had season highs in points (14) and rebounds (8) at LSU | Averaging 10.5 points and 5.3 rebounds over last four



**12**

#### KEION BROOKS JR.

6-7 • 210 • FORWARD • JUNIOR  
FORT WAYNE, IND. | LA LUMIERE SCHOOL

Averaging 11.1 points and 4.5 rebounds per game | Career-high 27 points and added eight rebounds at No. 5 Kansas | Scored in double figures in 14 games | SEC Player of the Week on Jan. 31 | Shooting 48.5% for the season



**34**

#### OSCAR TSHIEBWE

6-9 • 255 • FORWARD • JUNIOR  
LUBUMBASHI, D.R. OF THE CONGO | WEST VIRGINIA UNIV.

Leads nation in rebounds per game (15.3) | UK Rupp Arena record 28 boards vs. Western Kentucky | Team-best 16.4 scoring average | 22 double-doubles | Lute Olson, Naismith and Wooden Award Watch Lists for National Player of the Year

#### STATISTICAL LEADERS

| POINTS PER GAME                       |                 |      |
|---------------------------------------|-----------------|------|
| UK                                    | Oscar Tshiebwe  | 16.4 |
| UA                                    | JD Notae        | 18.7 |
| REBOUNDS PER GAME                     |                 |      |
| UK                                    | Oscar Tshiebwe  | 15.3 |
| UA                                    | Jaylin Williams | 9.6  |
| ASSISTS PER GAME                      |                 |      |
| UK                                    | Sahvir Wheeler  | 7.1  |
| UA                                    | JD Notae        | 3.4  |
| STEALS PER GAME                       |                 |      |
| UK                                    | Oscar Tshiebwe  | 1.9  |
| UA                                    | JD Notae        | 2.3  |
| BLOCKS PER GAME                       |                 |      |
| UK                                    | Oscar Tshiebwe  | 1.5  |
| UA                                    | Jaylin Williams | 1.2  |
| 3-POINTERS                            |                 |      |
| UK                                    | Kellan Grady    | 82   |
| UA                                    | JD Notae        | 61   |
| FIELD-GOAL PERCENTAGE (min. 100 att.) |                 |      |
| UK                                    | Oscar Tshiebwe  | .595 |
| UA                                    | Au'Diese Toney  | .516 |
| FREE-THROW PERCENTAGE (min. 20 att.)  |                 |      |
| UK                                    | Sahvir Wheeler  | .818 |
| UA                                    | Chris Lykes     | .861 |

#### NEED TO KNOW

Through games on Feb. 23, Oscar Tshiebwe leads the country in rebounding (15.3), offensive rebounds per game (5.3), offensive rebounding percentage (.201) and defensive rebound percentage (.351). He is second in the country with 22 double-doubles

With TyTy Washington Jr. and Sahvir Wheeler both missing the LSU game, UK has played just 12 complete games this season at full strength

Kentucky ranks in the top 20 nationally in rebound margin (1), scoring margin (6), rebounds per game (7), points per game (10), field-goal percentage (13) and offensive rebounds per game (14)

With 427 boards this year, Tshiebwe has moved into the top five in UK single-season history. It's the best single-season rebounding season since 1954-55

Kentucky is in the midst of playing four opponents all ranking inside the top 25 of the NET rankings as of Feb. 23

UK has rallied to win despite consecutive double-digit deficits for the first time since Jan. 8 and Jan. 12, 2019

#### SCHEDULE

##### OCTOBER

29 10/11 -/ ^ KENTUCKY WESLEYAN SECN W, 95-72

##### NOVEMBER

5 10/11 -/ ^ MILES COLLEGE SECN W, 80-71

9 10/11 9/9 vs. Duke<sup>1</sup> ESPN L, 79-71

12 10/11 -/ ROBERT MORRIS<sup>2</sup> SECN W, 100-60

16 13/11 -/ MOUNT ST. MARY'S<sup>2</sup> SECN W, 80-55

19 13/11 RV/NR OHIO<sup>2</sup> SECN W, 77-59

22 10/13 -/ UALBANY SECN+ W, 88-61

26 10/13 -/ NORTH FLORIDA SECN W, 86-52

29 9/10 -/ CENTRAL MICHIGAN SECN+ W, 85-57

##### DECEMBER

7 10/12 -/ SOUTHERN<sup>3</sup> SECN W, 76-64

11 10/12 -/ at Notre Dame ESPN L, 66-62

18 21/21 RV/RV vs. North Carolina<sup>4</sup> CBS W, 98-69

22 20/18 -/ WESTERN KENTUCKY ESPN W, 95-60

29 18/17 -/ MISSOURI\* SECN W, 83-56

31 18/17 -/ HIGH POINT SECN W, 92-48

##### JANUARY

4 16/13 21/21 at LSU\* ESPN L, 65-60

8 16/13 -/ GEORGIA\* SECN W, 92-77

11 18/17 -/ at Vanderbilt\* ESPN W, 78-66

15 18/17 22/23 TENNESSEE\* ESPN W, 107-79

19 12/12 RV/RV at Texas A&M\* SECN W, 64-58

22 12/12 2/2 at Auburn\* CBS L, 80-71

25 12/13 -/ MISSISSIPPI STATE\* ESPN W, 82-74<sup>OT</sup>

29 12/13 5/5 at Kansas<sup>5</sup> ESPN W, 80-62

##### FEBRUARY

2 5/7 -/ VANDERBILT\* SECN W, 77-70

5 5/7 RV/RV at Alabama\* ESPN W, 66-55

8 5/4 -/ at South Carolina\* ESPN W, 82-72

12 5/4 -/ FLORIDA\* ESPN W, 78-57

15 4/3 16/13 at Tennessee\* ESPN L, 76-63

19 4/3 25/RV ALABAMA\* CBS W, 90-81

23 6/3 RV/NR LSU\* ESPN W, 71-66

26 6/3 18/18 at Arkansas\* CBS 2 p.m.

##### MARCH

1 -/ -/ OLE MISS\* ESPN 7 p.m.

5 -/ -/ at Florida\* CBS 2 p.m.

All times Eastern | \*SEC conference game | HOME GAMES IN CAPS | ^Exhibition

<sup>1</sup> Champions Classic (New York | Madison Square Garden)

<sup>2</sup> The Kentucky Classic (Rupp Arena | Lexington, Ky.)

<sup>3</sup> Unity Series (Rupp Arena | Lexington, Ky.)


<sup>4</sup> CBS Sports Classic (T-Mobile Arena | Las Vegas)

<sup>5</sup> Big 12/SEC Challenge (Allen Fieldhouse | Lawrence, Kan.)

#### BROADCAST INFO

##### TELEVISION

Play-by play: Brad Nessler  
Analyst: Pete Gillen



##### HOME RADIO

Play-by play: Tom Leach  
Analyst: Mike Pratt



##### SATELLITE RADIO

Sirius: 138  
XM: 191  
SXM App: 962



# TV CHART



**0** **JACOB TOPPIN**

**Junior Forward**  
6-9 | 200  
Brooklyn, N.Y.  
Univ. of Rhode Island  
@jtoppin0



**1** **CJ FREDRICK**

**RS Junior Guard**  
6-3 | 190  
Cincinnati  
University of Iowa  
@cj\_fredrick



**2** **SAHVIR WHEELER**

**Junior Guard**  
5-9 | 180  
Houston  
University of Georgia  
@sahvir\_



**3** **TYTY WASHINGTON JR.**

**Freshman Guard**  
6-3 | 197  
Phoenix  
AZ Compass Prep  
@tytywashington3



**4** **DAIMION COLLINS**

**Freshman Forward**  
6-9 | 202  
Atlanta, Texas  
Atlanta High School  
@CollinsDaimion



**10** **DAVION MINTZ**

**Graduate Guard**  
6-3 | 195  
Charlotte, N.C.  
Creighton University  
@deemintz1



**11** **DONTAIE ALLEN**

**RS Sophomore Guard**  
6-6 | 205  
Falmouth, Ky.  
Pendleton County HS  
@DontaeAllen11



**12** **KEION BROOKS JR.**

**Junior Forward**  
6-7 | 210  
Fort Wayne, Ind.  
La Lumiere School  
@KeionB\_12



**14** **BRENNAN CANADA**

**Junior Forward**  
6-6 | 198  
Mount Sterling, Ky.  
George Rogers Clark HS  
@brennanc14



**20** **ZAN PAYNE**

**RS Junior Guard/Forward**  
6-4 | 215  
Lexington, Ky.  
Lexington Catholic HS  
@alexander.payne23



**21** **SHAEDON SHARPE**

**Freshman Guard**  
6-6 | 200  
London, Ontario  
Dream City Christian Acad.  
@ShaedonSharpe



**23** **BRYCE HOPKINS**

**Freshman Forward**  
6-6 | 220  
Oak Park, Ill.  
Fenwick High School  
@BryceHopkins



**25** **KAREEM WATKINS**

**Sophomore Guard**  
5-8 | 170  
Camden, N.J.  
Kingsway Regional HS  
@stink\_cvp



**31** **KELLAN GRADY**

**Graduate Guard**  
6-5 | 205  
Boston  
Davidson University  
@KellanGrady31



**34** **OSCAR TSHIEBWE**

**Junior Forward**  
6-9 | 255  
Lubumbashi, D.R. of the Congo  
West Virginia Univ.  
@Oscartshiebwe34



**55** **LANCE WARE**

**Sophomore Forward**  
6-9 | 225  
Camden, N.J.  
Camden High School  
@lanceware12



**JOHN CALIPARI**

**Head Coach**  
13th Season  
@UKCoachCalipari



**BRUISER FLINT**

**Assoc. to the HC**  
Second season at UK  
@brufint14



**ORLANDO ANTIGUA**

**Associate Coach**  
Sixth season at UK  
@coachantigua



**CHIN COLEMAN**

**Assistant Coach**  
First season at UK  
@ChinColeman



**JAI LUCAS**

**Assistant Coach/ Recruiting Coord.**  
Second season at UK  
@jai.luc

## Alphabetical Roster

| NO. | NAME                | POS. | HT. | WT. | CL.    | HOMETOWN (PREVIOUS SCHOOL)  |
|-----|---------------------|------|-----|-----|--------|---|
| 11  | Dontaie Allen       | G    | 6-6 | 205 | RS-So. | Falmouth, Ky. (Pendleton County HS)                                     |
| 12  | Keion Brooks Jr.    | F    | 6-7 | 210 | Jr.    | Fort Wayne, Ind. (La Lumiere HS)  |
| 14  | Brennan Canada      | F    | 6-6 | 198 | Jr.    | Mount Sterling, Ky. (George Rogers Clark HS)                            |
| 4   | Daimion Collins     | F    | 6-9 | 202 | Fr.    | Atlanta, Texas (Atlanta HS)   |
| 1   | CJ Fredrick         | G    | 6-3 | 190 | RS-Jr. | Cincinnati (University of Iowa)   |
| 31  | Kellan Grady        | G    | 6-5 | 205 | Gr.    | Boston (Davidson University)  |
| 23  | Bryce Hopkins       | F    | 6-6 | 220 | Fr.    | Oak Park, Ill. (Fenwick HS)   |
| 10  | Davion Mintz        | G    | 6-3 | 195 | Gr.    | Charlotte, N.C. (Creighton University)                                  |
| 20  | Zan Payne           | G/F  | 6-4 | 215 | RS-Jr. | Lexington, Ky. (Lexington Catholic HS)                                  |
| 21  | Shaedon Sharpe      | F    | 6-6 | 200 | Fr.    | London, Ontario (Dream City Christian Academy)                          |
| 0   | Jacob Toppin        | F    | 6-9 | 200 | Jr.    | Brooklyn, N.Y. (University of Rhode Island)                             |
| 34  | Oscar Tshiebwe      | F    | 6-9 | 255 | Jr.    | Lubumbashi, Democratic Republic of the Congo (West Virginia University) |
| 55  | Lance Ware          | F    | 6-9 | 225 | So.    | Camden, N.J. (Camden HS)  |
| 3   | TyTy Washington Jr. | G    | 6-3 | 197 | Fr.    | Phoenix (AZ Compass Prep)   |
| 25  | Kareem Watkins      | G    | 5-8 | 170 | So.    | Camden, N.J. (Kingsway Regional HS)                                     |
| 2   | Sahvir Wheeler      | G    | 5-9 | 180 | Jr.    | Houston (University of Georgia)   |

## On the Bench

**Head Coach:** John Calipari (Clarion, 1982)  
**Associate to the Head Coach:** James "Bruiser" Flint (St. Joseph's, 1987)  
**Associate Coach:** Orlando Antigua (Pittsburgh, 1995)  
**Assistant Coaches:** Ronald "Chin" Coleman (Lamar, 1997), Jai Lucas (Texas, 2011)  
**Assoc. AD/Basketball Operations:** Chris Woolard (UCLA, 1997)  
**Director of Player Development:** TJ Beisner (Kentucky, 2008)  
**Director of Basketball Admin.:** Will Barton (Kentucky, 2013)  
**Strength and Conditioning Coach:** Robert Harris (Kentucky State, 2009)  
**Head Athletic Trainer:** Geoffrey Staton (North Carolina, 2007)  
**Equipment Manager:** Mark Evans (Kentucky, 2013)  
**Graduate Assistant Coaches:** Brad Calipari (Kentucky, 2019), Riley Welch (Kentucky, 2021)



# POLLS, STATS, MEDIA INFO

## Weekly Media Schedule

all times ET unless indicated otherwise

|   |  |  |  |   |  |   |
|---|--|--|--|---|--|---|
| <b>25 Fri.</b><br>Practice: 1 p.m.<br><br>Media availability: Calipari, players   11:30 a.m.<br><br>Depart for Fayetteville | <b>26 Sat.</b><br>at Arkansas   2 p.m.<br>Bud Walton Arena   CBS | <b>27 Sun.</b><br>Practice: 2:30 p.m.<br><br>No media availability | <b>28 Mon.</b><br>Practice: 2:30 p.m.<br><br>Media availability: Assistant, player   TBD<br><br>John Calipari Show<br>UK Sports Network   6 p.m. | <b>1 Tue.</b><br>vs. Ole Miss   7 p.m.<br>Rupp Arena   ESPN | <b>2 Wed.</b><br>Player off day<br><br>No media availability | <b>3 Thu.</b><br>Practice: 2:30 p.m.<br><br>No media availability |
|---|--|--|--|---|--|---|

### Communications & PR Staff



**Deb Moore**  
 Associate Director  
 Cell - 859.559.5781  
 Email - deb.moore@uky.edu

### Media Information

#### CREDENTIAL REQUESTS

Requests for single-game credentials will open **14** days prior to the deadline date and close **five** days prior to game day online at [sportssystem.com/Kentucky](http://sportssystem.com/Kentucky).

#### CREDENTIAL CRITERIA

The University of Kentucky's decision to issue credentials to a media outlet for the purposes of covering a UK basketball home or away event is determined by a variety of factors. They include the following:

- Priority is given to outlets based on circulation size/ household reach/unique site visitors
- Additional consideration is based on amount of original content generated, number of full-time employees of the outlet, length of existence of the outlet and the journalist experience of the reporter(s)
- Attendance at Kentucky media sessions, including Olympic sport opportunities and the intention/ability to cover all 22 sports at Kentucky both at home and on the road, also is considered
- Professionalism, which includes is not limited to conduct at games, press conferences, practices, on social media, etc.

Being granted credentials at another institution/event does not equate to meeting the criteria for the University of Kentucky. Being granted credentials for one UK event does not guarantee approval for other UK events. The University of Kentucky has the right to deny or revoke credentials under its own discretion. Credentialing also is dependent on space availability.

#### INTERVIEW POLICIES-GENERAL

All interviews with University of Kentucky basketball players or staff members must be arranged through the Communications and Public Relations office. Media should never contact a player or coach directly.

The Wildcat Coal Lodge, dormitories, team locker rooms and other team quarters are private team areas. Media members are not permitted in these areas unless accompanied by appropriate university personnel.

#### PRACTICE/PRESS CONFERENCES

Other than announced exceptions, UK basketball practices are closed to the media.

Player interviews are conducted pregame weekly and will be available to all UK media. UK will accept requests for player interviews, but they must be submitted 24 hours prior to the scheduled availability.

Coach John Calipari will meet with members of the media at least once a week in the Memorial Coliseum Media Room.

Game-day shoot-arounds are closed to the media.

#### TELEPHONE PLAYER INTERVIEWS

Telephone interviews are available to the media on a call-back basis. Individual player and coach telephone numbers will not be given to members of the media.

Players are instructed not to conduct interviews when contacted directly by telephone. The Communications and Public Relations office will arrange for telephone interviews at a time most convenient for the student-athlete.

Other special requests are handled on a case-by-case basis.

#### POSTGAME INTERVIEWS

Following each game, there is a cooling-off period, during which time the players shower and dress. Approximately 10 minutes after the game ends, Coach Calipari conducts his postgame press conference while a player speaks to the UK Sports Network.

Following Coach Calipari's press conference in the Rupp Arena interview room and the cooling-off period, selected UK players are available in the interview room.

### The Polls

#### Associated Press Top 25 Week of Feb. 21

1. Gonzaga (61)
2. Arizona
3. Auburn
4. Purdue
5. Kansas
6. Kentucky
7. Duke
8. Villanova
9. Texas Tech
10. Baylor
11. Providence
12. UCLA
13. Wisconsin
14. Houston
15. Illinois
16. Southern Cal
17. Tennessee
18. Arkansas
19. Murray State
20. Texas
21. UConn
22. Ohio State
23. Saint Mary's
24. Alabama
25. Iowa

**Receiving Votes:** Michigan State, Rutgers, Wyoming, Boise State, Davidson, San Diego State, South Dakota State, LSU, Marquette, Wake Forest, Colorado State, Belmont, Notre Dame, SMU, Xavier, North Texas, Wagner, Vermont, Creighton

#### USA Today Coaches Poll Week of Feb. 21

1. Gonzaga (32)
2. Arizona
3. Kentucky
4. Auburn
5. Kansas
6. Duke
7. Purdue
8. Villanova
9. Texas Tech
10. Providence
11. Baylor
12. Wisconsin
13. UCLA
14. Illinois
15. Houston
16. Southern Cal
17. Tennessee
18. Arkansas
19. Ohio State
20. UConn
21. Murray State
22. Texas
23. Saint Mary's
24. Michigan State
25. Alabama

**Receiving Votes:** Wyoming, Marquette, Wake Forest, Iowa, Rutgers, Notre Dame, Creighton, Boise State, Colorado State, SMU, Davidson, San Diego State, Miami, Seton Hall, North Texas, San Francisco

### UK in the Rankings

#### Team Rankings

| Category                | Stat  | SEC [NCAA]   |
|-------------------------|-------|--------------|
| Scoring                 | 80.6  | 1st [10th]   |
| Scoring Defense         | 65.3  | 4th [65th]   |
| Scoring Margin          | +15.3 | 1st [6th]    |
| Free-Throw %            | .731  | 5th [122nd]  |
| Field-Goal %            | .486  | 1st [13th]   |
| Field-Goal % Def.       | .405  | 3rd [39th]   |
| 3-Point FG %            | .358  | 1st [77th]   |
| 3-Point FG % Def.       | .301  | 3rd [37th]   |
| Rebounds Per Game       | 40.86 | 1st [7th]    |
| Opponent Rebs. Per Game | 30.14 | 1st          |
| Rebounding Margin       | +10.7 | 1st [1st]    |
| Blocks Per Game         | 4.2   | 6th [69th]   |
| Assists Per Game        | 16.2  | 2nd [21st]   |
| Steals Per Game         | 7.0   | 11th [127th] |
| Turnover Margin         | +0.6  | 9th [146th]  |
| Assist-to-TO Ratio      | +1.38 | 1st [26th]   |
| Off. Rebs. Per Game     | 13.18 | 3rd [14th]   |
| Def. Rebs. Per Game     | 27.68 | 2nd [32nd]   |
| Def. Rebound %          | .755  | 2nd          |
| Off. Rebound %          | .384  | 1st          |
| 3-Point FG Per Game     | 6.4   | 12th [266th] |

#### Individual Rankings

| Category/Player               | Stat  | SEC [NCAA]   |
|-------------------------------|-------|--------------|
| Assist-to-TO Ratio/Washington | 2.37  | 1st [40th]   |
| Assist-to-TO Ratio/Wheeler    | 2.36  | 2nd [42nd]   |
| Assists Per Game/Wheeler      | 7.1   | 1st [3rd]    |
| Assists Per Game/Washington   | 4.1   | 7th [115th]  |
| Blocks Per Game/Tshiebwe      | 1.46  | 4th [82nd]   |
| Blocks Per Game/Collins       | 0.79  | 21st [334th] |
| Def. Rebs. Per Game/Tshiebwe  | 9.93  | 1st [2nd]    |
| Double-Doubles/Tshiebwe       | 22    | 1st [2nd]    |
| Double-Doubles/Washington     | 2     | 13th [348th] |
| Double-Doubles/Wheeler        | 2     | 13th [348th] |
| Field-Goal Pct./Tshiebwe      | .595  | 2nd [15th]   |
| Field-Goal Pct./Washington    | .477  | 5th [131st]  |
| Free-Throw Pct./Washington    | .697  | 22nd [350th] |
| Minutes Per Game/Grady        | 33.21 | 3rd [182nd]  |
| Minutes Per Game/Tshiebwe     | 31.11 | 8th          |
| Off. Rebs. Per Game/Tshiebwe  | 5.32  | 1st [1st]    |
| Points Per Game/Tshiebwe      | 16.4  | 6th [130th]  |
| Points Per Game/Washington    | 12.4  | 17th         |
| Rebounds Per Game/Tshiebwe    | 15.3  | 1st [1st]    |
| Steals Per Game/Tshiebwe      | 1.86  | 9th [59th]   |
| 3-Point FGS Per Game/Grady    | 2.93  | 2nd [34th]   |
| 3-Point FG Pct./Grady         | .439  | 1st [8th]    |

through games on Feb. 23

### SEC Standings

| Team              | SEC Record         | Overall Record     | Games Back |
|-------------------|--------------------|--------------------|------------|
| Auburn            | 13-2 (.867)        | 25-3 (.893)        | -          |
| <b>Kentucky</b>   | <b>12-3 (.800)</b> | <b>23-5 (.821)</b> | <b>1.0</b> |
| Arkansas          | 11-4 (.733)        | 22-6 (.786)        | 2.0        |
| Tennessee         | 11-4 (.733)        | 21-6 (.778)        | 2.0        |
| Alabama           | 8-7 (.533)         | 18-10 (.643)       | 5.0        |
| South Carolina    | 8-7 (.533)         | 17-10 (.630)       | 5.0        |
| LSU               | 7-8 (.467)         | 19-9 (.679)        | 6.0        |
| Florida           | 7-8 (.467)         | 17-11 (.607)       | 6.0        |
| Mississippi State | 7-8 (.467)         | 16-12 (.571)       | 6.0        |
| Vanderbilt        | 6-9 (.400)         | 14-13 (.519)       | 7.0        |
| Texas A&M         | 6-9 (.400)         | 17-11 (.607)       | 7.0        |
| Missouri          | 4-11 (.267)        | 10-18 (.357)       | 9.0        |
| Ole Miss          | 4-11 (.267)        | 13-15 (.464)       | 9.0        |
| Georgia           | 1-14 (.067)        | 6-22 (.214)        | 12.0       |

through games on Feb. 23

### Upcoming in the SEC

#### Feb. 23-March 2

| Contest                         | Time          | TV Network  |
|---------------------------------|---------------|-------------|
| <b>Saturday, Feb. 26</b>        |               |             |
| Florida at Georgia              | Noon          | ESPN2       |
| Vanderbilt at Mississippi State | 1 p.m.        | SEC Network |
| Auburn at Tennessee             | 2 p.m.        | ESPN        |
| <b>Kentucky at Arkansas</b>     | <b>2 p.m.</b> | <b>CBS</b>  |
| Texas A&M at Ole Miss           | 3:30 p.m.     | SEC Network |
| South Carolina at Alabama       | 6 p.m.        | SEC Network |
| Missouri at LSU                 | 8:30 p.m.     | SEC Network |
| <b>Tuesday, March 1</b>         |               |             |
| Tennessee at Georgia            | 6:30 p.m.     | SEC Network |
| Missouri at South Carolina      | 7 p.m.        | ESPN        |
| <b>Ole Miss at Kentucky</b>     | <b>7 p.m.</b> | <b>ESPN</b> |
| Florida at Vanderbilt           | 8:30 p.m.     | SEC Network |
| <b>Wednesday, March 2</b>       |               |             |
| Texas A&M at Alabama            | 7 p.m.        | SEC Network |
| LSU at Arkansas                 | 9 p.m.        | ESPN2       |
| Auburn at Mississippi State     | 9 p.m.        | SEC Network |
| <b>Saturday, March 5</b>        |               |             |
| Arkansas at Tennessee           | Noon          | ESPN2       |
| Alabama at LSU                  | Noon          | CBS         |
| South Carolina at Auburn        | 1 p.m.        | SEC Network |
| <b>Kentucky at Florida</b>      | <b>2 p.m.</b> | <b>CBS</b>  |
| Georgia at Missouri             | 3:30 p.m.     | SEC Network |
| Vanderbilt at Ole Miss          | 6 p.m.        | SEC Network |
| Mississippi State at Texas A&M  | 8:30 p.m.     | SEC Network |

All times Eastern



# NOTES

## Honoring the Cats

### Keion Brooks Jr.

- SEC Player of the Week (Jan. 31)
- Kentucky Classic All-Tournament Team
- Naismith Trophy Preseason Watch List
- Preseason All-SEC Second Team (Media/Coaches)

### Kellan Grady

- John R. Wooden Award Preseason Watch List
- Naismith Trophy Preseason Watch List
- Lute Olson Award Preseason Watch List
- Jerry West Award Preseason Watch List
- Preseason All-SEC Second Team (Media/Coaches)

### Davion Mintz

- CoSIDA Academic All-District Team

### Oscar Tshiebwe

- SEC Co-Player of the Week (Feb. 14)
- Naismith Trophy Midseason Watch List
- Kareem Abdul-Jabbar Award Top 10
- John R. Wooden Award Late Season Top 20
- Naismith Trophy Player of the Week (Jan. 31)
- Naismith Defensive Player of the Year Watch List
- The Athletic Midseason First-Team All-America
- Sporting News Midseason First-Team All-America
- Lute Olson Award Midseason Watch List
- USBWA Oscar Robertson National Player of the Week (Dec. 28)
- SEC Co-Player of the Week (Dec. 27)
- Kentucky Classic MVP
- ESPN Preseason Top 25 List
- Kareem Abdul-Jabbar Award Preseason Watch List
- Preseason All-SEC Second Team (Media/Coaches)

### TyTy Washington Jr.

- Jerry West Award Top 10
- CBS/USBWA National Freshman of the Week (Jan. 18)
- SEC Co-Freshman of the Week (Jan. 17)
- SEC Freshman of the Week (Jan. 10)
- SEC Co-Freshman of the Week (Jan. 3)
- SEC Freshman of the Week (Dec. 27)
- SEC Freshman of the Week (Nov. 22)
- Kentucky Classic All-Tournament Team
- John R. Wooden Award Preseason Watch List
- Naismith Trophy Preseason Watch List
- Lute Olson Award Preseason Watch List
- 247Sports Preseason Freshman All-America Team

### Sahvir Wheeler

- Bob Cousy Award Top 10
- SEC Player of the Week (Dec. 20)
- NCAA March Madness National Player of the Week (Dec. 20)
- Bob Cousy Award Preseason Watch List
- Preseason All-SEC First Team (Media/Coaches)

## Hog Wild: Kentucky Hopes to Contain Stampeding Razorbacks

After a pair of double-digit comeback home wins, the No. 6/3-ranked Kentucky basketball team travels to No. 18 Arkansas for a Saturday matchup against the red-hot Razorbacks. Game time is 2 p.m. ET (1 p.m. CT in Fayetteville's Bud Walton Arena) and the tilt will be televised by CBS.

Arkansas enters the game having won 12 of the last 13, with only a one-point road loss at Alabama marring the streak. The Razorbacks (22-6 overall, 11-4 Southeastern Conference) are just a game back of Kentucky (23-5, 12-3 SEC) in the league standings.

Arkansas is averaging 77.5 points per game, led by senior guard JD Notae, who is second in the SEC in scoring at 18.7 points per game. Additional top scorers include guard Stanley Umude (11.1 ppg), forward Jaylin Williams (10.4 ppg, team-high 9.6 rebounds per game) and guard Au'Diese Toney (10.3 ppg). The Razorbacks have an uncanny knack for drawing fouls and getting to the free-throw line, leading the nation in free throws attempted and made. And, once they get there, Arkansas has taken advantage by making 74.6 percent of their free tosses.

Defensively, Arkansas is No. 13 in the nation in the KenPom.com adjusted defensive efficiency rating and UA is forcing 15.4 turnovers per game.

Kentucky leads the all-time series 33-12. UK leads 9-7 in games played at Arkansas and has won the last three meetings in Fayetteville. Last season, UA won the only meeting, 81-80, in Rupp Arena.

## The Bryce is Right: Second-Half Rally Lifts Kentucky Past LSU

Having seen his fellow Kentucky reserves shine when given the opportunity prepared Bryce Hopkins for his chance to make a difference.

Hopkins came off the bench to score a career-high 13 points, including 11 during the second stanza to fuel Kentucky's 15-2 second-half surge, and Oscar Tshiebwe and Keion Brooks Jr. made late free throws to help the No. 6 Wildcats survive LSU 71-66 on Wednesday night.

The short-handed Wildcats trailed 36-28 just after halftime and needed offense besides Tshiebwe. Hopkins, a 6-foot-6 freshman forward, provided an immediate spark by muscling for baskets and drawing chances at the foul line during the spurt. His traditional three-point play put Kentucky ahead up 39-36 with 15:35 left and came seconds after Tshiebwe grabbed Hopkins' missed free throw and created two chances ending with Hopkins' tip-in.

Hopkins was 5 of 6 from the field and had four rebounds in 16 minutes, just enough to give Kentucky a much-needed boost.

"I saw in the first half that we were kind of like playing a little slow," said Hopkins, who hadn't played more than four minutes since Jan. 15 and was averaging just a basket a game.

"In the second half Coach (John Calipari) was saying we needed a little energy, so that's what I tried to do when I came into the game. Just started to bring energy, and just contribute."

Calipari added, "All I have been talking about is preparing for an opportunity. ... You can listen to everybody tell you it is everybody else or the coach, or you can say when I get my chance, I am going to do what the team needs me to do."

Hopkins' jumper made it 43-38 and Kentucky (23-5, 12-3 Southeastern Conference) built a 65-50 lead late before LSU rallied to 68-64 and forced a turnover with 33.2 seconds left. However, Brooks rebounded a missed layup and made two free throws with 13 seconds left, and Tshiebwe answered Darius Days' layup by making a free throw with 3.1 seconds left to seal Kentucky's second consecutive victory.

Xavier Pinson had a season-high 26 points for the Tigers (19-9, 7-8) in their second straight loss after three straight wins. Eric Gaines added 11 points and Days had 10 with eight rebounds.

Tshiebwe finished with 17 points and 16 rebounds for Kentucky, which played its second consecutive contest without injured starting guards TyTy Washington Jr. and Sahvir Wheeler. Davion Mintz started and added 13 points, along with Kellan Grady's 13.

### MORE GAME NOTES

- Trailing by 11 points during the first half (27-16), it was the second game in a row and third time this season that Kentucky rallied from a double-digit deficit to win
- Kentucky limited LSU to 36.8% from the field and the Wildcats are 12-0 this season when keeping the opponent under 40%
- Kentucky won the rebounding 36-24, leading to a 17-10 edge in second-chance points
- Tshiebwe had his 10th straight double-double and 22nd of the season

## "Comeback Cats" ... Coming Back?

One of the most famous teams in Kentucky's storied history, the 1998 national champion, earned the nickname "Comeback Cats" after a number of come-from-behind efforts during the season, topped by double-digit rallies to win the regional final vs. Duke and the Final Four games against Stanford and Utah.

Based on performances of the last week, the current squad might revive the nickname.

Last Saturday in Rupp Arena, Kentucky trailed Alabama by 13 points in the first half (41-28) before taking the lead for good in the second half and going on to win 90-81.

A similar script was written on Wednesday. LSU led by 11 points (27-16) and again, the Wildcats had to rally in the second half before escaping with a 71-66 home victory.

And, those aren't the first times this season that UK battled from double-digit deficits. On Jan. 19, playing in Bryan-College Station before the largest crowd in Texas A&M history, Kentucky fell behind 29-16. However, the Wildcats methodically worked their way back into contention, caught the Aggies in the stretch, then nipped them at the wire, 64-58.

Asked about the comebacks following the LSU game, Coach John Calipari said, "They're playing to win versus not to lose. My whole mindset is always on how are we going to win this. It's never like, we could lose this. My mind doesn't flip to that. I'm trying to tell them, you play to win. If you don't win, you don't win, but you play to win. Playing not to lose, gets you to lose. Play to win."

The double-digit comeback victories were the first time UK had back-to-back such efforts since trailing by 10 to Texas A&M on Jan. 8, 2019 and trailing by 12 against Vanderbilt on Jan. 12, 2019.

## #OscarWorthy: Midseason All-American and National Player of the Year Candidate

At first Oscar Tshiebwe grabbed the nation's attention with historic rebounding numbers. Now he's making a run at national player of the year accolades with outstanding performances in all facets of the game.

Tshiebwe is on the radar for three National Player of the Year awards -- Naismith Trophy Midseason Watch List, Wooden Award Late Season Top 20 and Lute Olson Midseason Watch List -- plus the Kareem Abdul-Jabbar Top 10 list for the best center in the country. He's also been tabbed to The Athletic's First-Team Midseason All-America squad, the First-Team Midseason All-America by Sporting News and was named among the 15 players on the Naismith Men's Defensive Player of the Year Watch List.

It's easy to see why he's getting all the attention. Tshiebwe is not only averaging a double-double but doing so with a consider-



# NOTES

## 2021-22 Lead-Deficit Comparison

| Opponent            | Biggest Lead | Biggest Deficit | Biggest Run | Changes | Ties | Led    | Trailed | Result                 |
|---------------------|--------------|-----------------|-------------|---------|------|--------|---------|------------------------|
| vs. Duke            | 1 (2nd)      | 15 (2nd)        | 11-0        | 8       | 2    | 2:07   | 35:46   | L, 79-71               |
| ROBERT MORRIS       | 44 (2nd)     | -               | 11-0        | 0       | 0    | 39:43  | 0:00    | W, 100-60              |
| MOUNT ST. MARY'S    | 31 (2nd)     | 3 (1st)         | 18-0        | 7       | 2    | 34:55  | 4:06    | W, 80-55               |
| OHIO                | 20 (2nd)     | 8 (1st)         | 9-0         | 6       | 8    | 17:09  | 17:05   | W, 77-59               |
| ALBANY              | 26 (2nd)     | 1 (1st)         | 10-0        | 2       | 0    | 38:46  | 0:12    | W, 86-61               |
| NORTH FLORIDA       | 37 (2nd)     | 5 (1st)         | 10-0        | 2       | 3    | 28:44  | 8:24    | W, 86-52               |
| CENTRAL MICHIGAN    | 34 (2nd)     | 1 (1st)         | 16-0        | 2       | 0    | 38:50  | 0:18    | W, 85-57               |
| SOUTHERN            | 14 (2nd)     | 7 (1st)         | 9-0         | 6       | 5    | 27:01  | 10:04   | W, 76-64               |
| at Notre Dame       | 5 (2nd)      | 5 (2nd)         | 6-0         | 15      | 7    | 26:10  | 7:59    | L, 66-62               |
| vs. North Carolina  | 35 (2nd)     | 2 (1st)         | 10-0        | 1       | 1    | 38:10  | 0:14    | W, 98-69               |
| WESTERN KY.         | 35 (2nd)     | 1 (1st)         | 15-0        | 4       | 1    | 38:25  | 0:25    | W, 95-60               |
| MISSOURI*           | 27 (2nd)     | 1 (1st)         | 14-0        | 2       | 0    | 37:18  | 2:04    | W, 83-56               |
| HIGH POINT          | 45 (2nd)     | -               | 17-0        | 0       | 2    | 38:41  | 0:00    | W, 92-48               |
| at LSU*             | 9 (2nd)      | 9 (2nd)         | 11-0        | 9       | 3    | 14:02  | 24:01   | L, 65-60               |
| GEORGIA*            | 22 (2nd)     | 6 (1st)         | 8-0         | 10      | 5    | 27:41  | 8:28    | W, 92-77               |
| at Vanderbilt*      | 28 (2nd)     | -               | 14-0        | 0       | 1    | 39:11  | 0:00    | W, 78-66               |
| TENNESSEE*          | 32 (2nd)     | 2 (1st)         | 12-0        | 3       | 1    | 38:07  | 0:41    | W, 107-79              |
| at Texas A&M*       | 6 (2nd)      | 13 (1st)        | 9-0         | 5       | 5    | 8:09   | 26:22   | W, 64-58               |
| at Auburn*          | 10 (1st)     | 12 (2nd)        | 13-0        | 3       | 5    | 21:32  | 15:17   | L, 80-71               |
| MISSISSIPPI STATE*  | 16 (2nd)     | 2 (1st)         | 8-0         | 2       | 6    | 40:08  | 0:08    | W, 82-74 <sup>OT</sup> |
| at Kansas           | 24 (2nd)     | 3 (1st)         | 8-0         | 1       | 0    | 37:56  | 1:13    | W, 80-62               |
| VANDERBILT*         | 16 (1st)     | 3 (1st)         | 10-0        | 7       | 2    | 32:55  | 4:23    | W, 77-70               |
| at Alabama*         | 17 (2nd)     | 8 (1st)         | 9-0         | 7       | 1    | 27:18  | 12:00   | W, 66-55               |
| at South Carolina*  | 14 (2nd)     | 1 (1st)         | 8-0         | 2       | 1    | 37:41  | 0:32    | W, 82-72               |
| FLORIDA*            | 21 (2nd)     | 2 (1st)         | 12-0        | 1       | 0    | 38:48  | 0:47    | W, 78-57               |
| at Tennessee*       | 6 (1st)      | 20 (2nd)        | 9-0         | 3       | 4    | 4:22   | 33:02   | L, 76-63               |
| ALABAMA*            | 16 (2nd)     | 13 (1st)        | 15-0        | 3       | 0    | 20:26  | 18:59   | W, 90-81               |
| LSU*                | 15 (2nd)     | 11 (1st)        | 11-0        | 2       | 2    | 17:50  | 20:54   | W, 71-66               |
| at Arkansas*        |              |                 |             |         |      |        |         |                        |
| OLE MISS*           |              |                 |             |         |      |        |         |                        |
| at Florida*         |              |                 |             |         |      |        |         |                        |
| <b>BIGGEST/MOST</b> | 45           | 15              | 18-0        | 15      | 8    | 40:08  | 35:46   |                        |
| <b>TOTALS</b>       |              |                 |             |         |      | 811:05 | 252:24  |                        |

able margin -- averaging a team-best 16.4 points and a nation-leading 15.3 rebounds per game. He is looking to become the first Division I player to average at least 15.0 points and at least 15.0 rebounds per game since Drake's Lewis Lloyd and Alcorn State's Larry Smith each did during the 1979-80 season, and the first Wildcat to do it since Bob Burrow tallied 19.1 points and 17.7 rebounds per game in 1954-55.

In addition to his offensive and rebounding prowess, on the defensive end Tshiebwe is the only major conference player averaging at least 1.4 blocked shots and 1.4 steals per game. He has also snared 71 more rebounds than the next closest player this season, through games on Feb. 23.

Setting records what seems like every other night, Tshiebwe has captivated the country with his relentless work ethic and never-ending fight to grab every rebound and loose ball.

But has the fact he continually produces a double-double every night and has snared double-figure rebounds in all but two games begun to be overlooked by some?

"I would say there may be a couple players that are having more of an impact on games than him, but I'd have to see them, and I'd have to say over the long haul, he's doing things that haven't been done for 45 years," UK head coach John Calipari said recently.

What Tshiebwe has done for the entirety of the season is not only historic, but it has impacted the Wildcats and turned them into a top-10 team in the eyes of the voters and a top-three team in terms of efficiency per KenPom.com.

"There was actually a moment on the bench ... I was like, 'Yo, Oscar is really good.' It wasn't the fact we were surprised, but sometimes you've got to take the time to appreciate what somebody does," teammate Keion Brooks Jr. said after his eye-popping performance Jan. 11 at Vanderbilt. "Oscar has been tremendous for us all year. He's playing exceptionally well."

When Tshiebwe told everyone before the season that his goal was to average 20 rebounds per game, it was understandable for everyone to chuckle and chalk it up to a little hyperbole.

"We all laughed," teammate Davion Mintz said. "Like, c'mon man. Twenty rebounds?"

Nobody -- most notably opponents -- is laughing now.

"Big O," as his teammates call him, now has five performances of 20 or more rebounds this season, including back-to-back outings to open the season and two straight vs. Western Kentucky and Missouri.

"Now, it's normal," Mintz said. "We're expecting him to get 20."

It seems unreasonable to expect it on a night-in and night-out basis considering the attention the opposition is paying him, but Tshiebwe continues to raise the bar -- and it's not just rebounding now.

On Jan. 25, Tshiebwe had a 21-point, 22-rebound showing in the overtime win vs. Mississippi State, the first 20-20 game for a Wildcat in 46 years, when Mike Phillips produced two such outings in 1976.

Another eye-popping stretch was a combined 59 points and 30 rebounds in wins vs. Georgia and at Vanderbilt on Jan. 8 and 11. A game after posting 29 points and 17 rebounds vs. Georgia -- the first UK player with at least 29 points and at least 17 rebounds in a game since Jamal Mashburn totaled 38 points and 19 boards vs. Eastern Kentucky on Dec. 8, 1992 -- he went for 30 points and 13 rebounds at Vanderbilt. That marked the first 30-point, 10 rebound-game for a Wildcat since Patrick Patterson did it vs. Tennessee State on Dec. 22, 2008. The back-to-back performances also marked the first time a Kentucky player has scored at least 29 points in consecutive Southeastern Conference games since Kenny Walker in February 1985.

Tshiebwe has corralled at least 10 boards in all but two games this season, and is in the midst of a stretch of 15 straight games with double-digit rebounds. That's a record for the Wildcats dating back to the 1967-68 season with complete game-by-game rebounding records. Dan Issel had two stretches of 12 such games. It's also the longest stretch by any SEC player since at least 1996-97.

In addition to the season-long honors, Tshiebwe has earned national player of the week distinction from four outlets, the Naismith Trophy (Jan. 31), ESPN's Dick Vitale (Jan. 31), U.S. Basketball Writers Association (Dec. 28), NCAA March Madness (Dec. 28 and Feb. 14) and ESPN's Jay Bilas (Dec. 28).

Tshiebwe has been elite on the glass from the very beginning of the season. He set new records for the Champions Classic and UK debut with 20 boards vs. Duke in the season opener, nearly tied the Rupp Arena record with 20 rebounds in his first home game, and then shattered that Rupp record with 28 boards vs. Western Kentucky. That easily surpassed Shaquille O'Neal's previous mark of 21. It's worth noting Tshiebwe did that primarily against the tallest player in college basketball, Jamarion Sharp, who stands at 7-foot-5.

With 20 boards the following game against Missouri, his 48 boards tied for the most over a two-game span by any Division I player over the last 25 seasons (according to ESPN Stats & Info).

"I think you can call me a beast for a little bit," Tshiebwe said after the WKU



# NOTES

game. "I don't think I qualify as a machine yet. If Coach Cal let me go for those two rebounds, then if I go out with 30, maybe you can call me a machine. Right now, probably call me a beast."

Machine, beast, whatever way you slice it, what Tshiebwe is doing on the boards is historic.

His 19 rebounds against Florida on Feb. 8 were the most yielded by the Gators since O'Neal had 19 on Feb. 5, 1992.

"He was unbelievable," said Florida head coach Mike White.

With 427 rebounds on the season, Tshiebwe has the fifth-most in one season in UK history, and the most since Bob Burrow in 1955. Two players have corralled more than 500 in a season (Bill Spivey -- 567 in 1951 and Cliff Hagan -- 528 in 1952). If Tshiebwe continues to average 15 rebounds per game, he should need to play in just five more games to become the third player to reach the 500-rebound plateau.

The last player in school history to average at least 14 boards per game in a season at Kentucky was Ed Beck with 14.1 in the 1956-57 season. Bob Burrow owns the Kentucky single-season record of 17.7 rebounds per game, which was set during the 1954-55 season. Only two players under John Calipari have averaged double-figure rebounds for a season: Anthony Davis (2012) and Randle (2014) who both hauled in 10.4 per game. Tshiebwe has already surpassed both Davis and Randle in total rebounds for a season. Both Randle and Davis played in 40 games in their respective seasons, Tshiebwe needed just 28 games to pass them.

"Everybody wants to do fancy, different things, but for me, rebounding means a lot," Tshiebwe said. "Rebounding can help your team to win the game. You give one more chance to your team. Since I figured it out, if I have to fight, I have to work for the rebound, I'm going to fight for that rebound like no one believes."

Tshiebwe's focus on rebounding has paid dividends with second-chance scoring opportunities. He has scored at least 20 points in a team-high nine games. He is the first UK player to register three straight games of 20 or more points since Immanuel Quickley in February of 2020 and is also the first Wildcat to score at least 30 points in a game since Quickley had 30 at Texas A&M on Feb. 25, 2020. He's also the first player since Quickley to have a stretch of at least 10 straight games scoring in double-figures.

Tshiebwe is in the midst of notching 10 straight double-doubles, the longest streak since Jim Andrews had 10 straight in 1972-73. Tshiebwe is just the seventh player to amass at least 20 double-doubles in a single season. Issel has the record with 25 in 1969-70. Through games on Feb. 23, Tshiebwe was second in the country with 22 double-doubles.

Some more of Tshiebwe's absurd numbers that haven't already been mentioned:

- He is currently leading the Wildcats in points per game (16.4), rebounds per game (15.3), steals per game (1.86), blocks per game (1.46) and field-goal percentage with a minimum of 100 attempts (59.5%). Since the 1978-79 season, only one Wildcat has led the team in those five categories (minimum 130 field-goal attempts) in a single season -- Anthony Davis in 2011-12
- He is responsible for 37.3% of all of UK's rebounds thus far. Taking away team rebounds, that number jumps to 40.6%
- Tshiebwe's 28 rebounds vs. WKU tied for the sixth-most rebounds in UK history and the most in more than 45 years, when Mike Phillips corralled 28 caroms in an overtime game vs. Tennessee on Jan. 10, 1976
- The 28 rebounds marked the most for a Wildcat in a regulation-length game in more than 52 years, when Dan Issel grabbed 29 rebounds vs. LSU on Feb. 22, 1969
- According to STATS, his 28 rebounds vs. WKU are the most in Division I college basketball since Kendall Gray from Delaware State recorded 30 at Coppin State on March 5, 2015 and tied for the fourth-most rebounds in Division I college basketball dating back to the 1996-97 season

ketball since Kendall Gray from Delaware State recorded 30 at Coppin State on March 5, 2015 and tied for the fourth-most rebounds in Division I college basketball dating back to the 1996-97 season

- Tshiebwe had more rebounds than Western Kentucky's entire team (27)
- His 80 rebounds through the first five games were the most by a SEC player in any five-game span since Ben Simmons during the 2015-16 season
- His 56 rebounds in his first three games were the most by a Wildcat to start a career since at least 1956-57 (as far back as comprehensive box scores go)
- His 56 boards through the first three games were the third-most through three games over the past 25 seasons in all of college basketball, behind only Kansas State's Michael Beasley (60, 2007) and Oklahoma's Blake Griffin (58, 2008)
- His 22 offensive rebounds in the first two games tied Louisiana Tech's Paul Millsap for the most by an NCAA Division I player in any two-game span over the last 25 seasons
- He is second in the country in offensive rebounding percentage with a 20.0% clip. As a freshman in 2019-20 at West Virginia, Tshiebwe led the nation at 19.0%. The best offensive rebounding percentage dating back to the 2003-04 season is 23.6% by DeJuan Blair from Pitt in 2008-09
- He leads the nation in defensive rebound percentage at 35.4% and offensive rebounding percentage at 20.1%
- Tshiebwe surpassed last season's rebounding leader, Isaiah Jackson, in total rebounds through 11 games with 170. It took Jackson 25 games to grab 165
- He is the first UK player with five games of at least 20 points and at least 15 rebounds since Kenny Walker did it five times in the 1984-85 season

## Calipari Named to Naismith Coach of the Year Watch List

With his team firmly in the discussion as one of the nation's best, Kentucky coach John Calipari was recognized for another stellar coaching job with inclusion to the Werner Ladder Naismith Men's College Coach of the Year Late Season Watch List.

Rebounding from one of the toughest seasons in Kentucky's history, Calipari finds himself leading a 23-5 Kentucky squad that is ranked No. 3 in the country overall (KenPom.com) and is one of only nine teams in the nation to rank among the nation's top 25 in both offensive and defensive efficiency and is in the mix for one of the top seeds in the NCAA Tournament.

Calipari is already one of just two coaches to win the Naismith Men's Coach of the Year three times, tied with Duke's Mike Krzyzewski (1989, 1992, 1999) for the most Naismith honors. Calipari is looking to become the first four-time winner of the award. He last won it in 2015.

This season has featured a few milestones for Calipari.

Calipari earned his 800th career win in 2021-22. At the time he was on of just 22 coaches, regardless of NCAA level of classification, to reach that barrier. Only 14 coaches have done it with at least 10 seasons at the Division I level.

In reaching the 800-win plateau, Calipari became the fourth-fastest coach to the milestone. He achieved the feat in 1,037 games. Only Adolph Rupp (972), Roy Williams (1,012) and Dean Smith (1,029) did it faster.

Now with 807 on-court victories, Calipari is 12th for the most victories in Division I history.

He also surpassed 200 wins inside of Rupp Arena which is the most of any Kentucky coach in the venue. The Wildcats have won 18 straight inside the building dating back to last season and are 17-0 on the year.

## Measurables



Daimion Collins

### Wing Span

1. Daimion Collins - 7'5"
2. Oscar Tshiebwe - 7'4"
3. Dontaie Allen - 7'2.50"
4. Keion Brooks Jr. - 7'1"
- T4. Lance Ware - 7'1"

### Max Vertical

1. Jacob Toppin - 42.5"
2. Daimion Collins - 42.0"
3. Davion Mintz - 39.0"
4. Kareem Watkins - 38.5"
5. Sahvir Wheeler - 38.0"

### Hand Width

1. Dontaie Allen - 11.5"
2. Oscar Tshiebwe - 10.75"
3. Keion Brooks Jr. - 10.5"
4. Bryce Hopkins - 10.25"
- T5. Daimion Collins - 9.75"
- T5. Kellan Grady - 9.75"
- T5. Jacob Toppin - 9.75"
- T5. Lance Ware - 9.75"

### 3/4-Court Sprint

1. Davion Mintz - 2.81
2. Oscar Tshiebwe - 3.20
3. Sahvir Wheeler - 3.22
- T4. Daimion Collins - 3.29
- T4. Kareem Watkins - 3.29

### 185-Pound Bench

1. Oscar Tshiebwe - 16 reps
2. Davion Mintz - 15 reps
3. Kellan Grady - 13 reps
4. Sahvir Wheeler - 11 reps
- T5. Lance Ware - 8 reps
- T5. Kareem Watkins - 8 reps

## Quick Facts

### GENERAL INFORMATION

|   |
|---|
| <b>Location:</b> Lexington, Ky.   |
| <b>Enrollment:</b> 31,800   |
| <b>Founded:</b> 1865  |
| <b>Colors:</b> Blue and White   |
| <b>Nickname:</b> Wildcats   |
| <b>Conference:</b> Southeastern Conference                              |
| <b>All-Time Record:</b> 2,350-733-1 (76.2%)                             |
| <b>Arena:</b> Rupp Arena (20,500)                                       |
| <b>Rupp Arena Record:</b> 632-77 (89.1%) - 46th season                  |
| <b>NCAA Championships:</b> 8 (1948, '49, '51, '58, '78, '96, '98, 2012) |
| <b>NCAA Runners-Up:</b> 4 (1966, '75, '97, 2014)                        |
| <b>NCAA Tournament Record:</b> 129-52 (71.3%)                           |
| <b>Last NAAT Appearance:</b> 2019, Elite Eight                          |
| <b>President:</b> Dr. Eli Capilouto (Alabama, 1971)                     |
| <b>Athletics Director:</b> Mitch Barnhart (Ottawa, 1981)                |
| <b>MBB Administrator:</b> Kevin Sergent (UNC, 2004)                     |
| <b>Head Coach:</b> John Calipari (Clarion, 1982)                        |
| <b>Calipari On-Court Record:</b> 807-238 (77.2%)                        |
| <b>Calipari UK Record:</b> 362-98 (78.7%)                               |
| <b>Athletics Phone Number:</b> 859.257.8000                             |
| <b>Starters Returning/Lost:</b> 1/4                                     |
| <b>Players Returning/Lost:</b> 8/7                                      |



# NOTES

## Mintz Tabbed Academic All-District

Graduate student guard Davion Mintz was named to the College Sports Information Directors of America Academic All-District Team and is eligible to earn Academic All-America honors.

Mintz's honor is the first of his career and the first for a UK player since Alex Poythress was tabbed a Second-Team Academic All-American in 2016.

Prior to enrolling at Kentucky as a graduate student, Mintz earned a degree from Creighton University in marketing. He is now pursuing a master's degree in kinesiology and health promotion with an emphasis in sport leadership and will graduate in May. Mintz owns a 3.50 grade-point average as a graduate student.

He was named to the first-year Southeastern Conference Academic Honor Roll a season ago and has also earned Big East Academic honors during his collegiate career.

## The Cats are Winning Any Way They Can

Through games of Feb. 23, there were only nine teams in the country that ranked in the top 25 in efficiency in both offensive and defensive rating per KenPom.com. The Wildcats, with the third-ranked offense and 22nd-best defense, join Gonzaga, Arizona, Baylor, Auburn, Houston, Duke, Illinois and UCLA with that distinction.

UK has won in a variety of ways this season: double-digit wins, an overtime win, wins dominated by offensive brilliance, and ones where defense has made the most impact.

This season the Wildcats have set a number of records both offensively and defensively:

- The Wildcats defeated LSU at home despite only dishing out three assists. It was the fewest assists in a game in the Calipari era and the fewest for any UK team since 1976
- Kentucky came from double-digit points down for wins at Texas A&M (-13), at home vs. Alabama (-13) and at home vs. LSU (-11)
- The Wildcats won at home over Alabama despite the Crimson Tide making 14 3-point shots. The Tide attempted 40 3-point shots, a Rupp Arena-record
- The nation's leader in rebound margin, UK won three straight games (Vanderbilt, at Alabama, at South Carolina) despite being outrebounded in each contest
- UK has limited four teams this season to 10% or lower from 3-point range (at Alabama, at Texas A&M, North Carolina, Duke)
- Alabama's 10% shooting percentage from 3-point range was the lowest by a Power 5 team since at least 2010-11 with at least 30 attempts
- Kentucky limited Alabama on Feb. 5 to the Crimson Tide's season lows with 55 points, 28.1 percent field-goal percentage and 10 percent on 3-point percentage.
- Kentucky is the first team ever to defeat both North Carolina and Kansas by at least 18 points in the same season, with both wins being away from Rupp Arena
- UK's 18-point margin of victory at Kansas on Jan. 29 was the largest in school history against a top-five opponent in a true road game
- UK earned an overtime win over Mississippi State on Jan. 25. It marked the fourth straight win in an overtime game for the Wildcats. UK improved to 63-49 in such games

- On Jan. 19, Texas A&M shot 4.5% from 3-point range (1 of 22) which marked UK's best 3-point field-goal percentage defense ever in a game in which the opponent attempted at least 20 3-pointers
- Kentucky's 107 points against Tennessee on Jan. 15 were the most for UK against an AP Top 25 ranked team since scoring 107 against Vanderbilt on Jan. 4, 1994
- It was the most points Tennessee had yielded in 15 years
- Kentucky made 38 of 56 from the floor, 67.9% against the Volunteers. That marked the highest field-goal percentage in any game at UK under John Calipari
- UK became the first team to post a 60-60-90 shooting line in an SEC conference game over the last 25 seasons against Tennessee
- The Wildcats became only the second team in the nation this season to shoot at least 65% and 60% from 3 vs. a Division I opponent when it turned the trick vs. Tennessee. It had only happened six times in SEC play since 1996-97 and only five times vs. a ranked foe since 1996-97
- The Wildcats have scored 90 or more in seven games this season, the most since having 14 such games in 2017-18
- Kentucky held High Point to just 48 points on Dec. 31. It was the fewest points UK has allowed since holding Morehead State to 45 points on Nov. 25, 2020
- With 95 points against Western Kentucky and 98 against North Carolina, Kentucky scored 95 points in consecutive games for the first time since Dec. 29, 2016, and Jan. 3 and 7, 2017, when the Wildcats scored at least 95 against Ole Miss, Texas A&M and Arkansas, respectively
- Kentucky dominated the boards 53-17 for a plus-36 margin against Ohio on Nov. 19. It marked the largest rebounding margin of the Calipari era, surpassing a plus-31 margin vs. NJIT on Nov. 14, 2015
- It marked the largest rebounding margin since the Wildcats outrebounded Vanderbilt by 39 (57-18) on Jan. 3, 1998
- Kentucky reached the 100-point mark with 100 points in a win over Robert Morris on Nov. 12. It was the first time UK had hit the century mark since scoring 107 vs. UIC on Nov. 26, 2017

## Injury Bug a Story with the Cats

The Wildcats have battled injuries and illnesses all season. This does not include CJ Fredrick who is expected to miss the entire season with a hamstring injury.

Kentucky has played 12 games at full strength this season and has a 10-2 record in those games, winning the last nine when the team has been full go.

**Keion Brooks Jr.:** Missed the North Florida game with an illness

**Davion Mintz:** Missed the Albany, North Florida and Central Michigan games with an illness

**Jacob Toppin:** Missed the Robert Morris, Mount St. Mary's, Ohio and Albany games with a shoulder injury; played six minutes at South Carolina, left game because of sprained ankle, then missed the Florida game

## UK's Record vs. AP Ranked Opponents and as an AP Ranked Opponent Under Cal

| Kentucky (RK) | Opponent Rank |     |     |     |     |     |     |     |     |     |     |     |     |     |     |     |     |     |     |     |     |     |     |     |     | RV    | NR     | TOTAL |      |
|---------------|---------------|-----|-----|-----|-----|-----|-----|-----|-----|-----|-----|-----|-----|-----|-----|-----|-----|-----|-----|-----|-----|-----|-----|-----|-----|-------|--------|-------|------|
|               | 1             | 2   | 3   | 4   | 5   | 6   | 7   | 8   | 9   | 10  | 11  | 12  | 13  | 14  | 15  | 16  | 17  | 18  | 19  | 20  | 21  | 22  | 23  | 24  | 25  |       |        |       |      |
| 1             | -             | 0-1 | 0-1 | 1-0 | 2-0 | 2-0 | -   | 2-0 | 1-0 | -   | 0-1 | -   | -   | -   | 2-0 | 1-0 | 1-0 | -   | 1-0 | 3-0 | 1-0 | -   | -   | -   | 6-2 | 46-3  | 69-8   |       |      |
| 2             | 1-0           | -   | -   | 0-1 | 1-0 | 0-1 | -   | -   | -   | -   | 1-0 | 1-0 | -   | 1-0 | -   | 1-0 | 1-0 | 0-1 | -   | -   | -   | -   | -   | -   | 4-0 | 24-0  | 34-3   |       |      |
| 3             | -             | -   | -   | 1-0 | -   | -   | -   | -   | 0-1 | -   | -   | 1-0 | -   | -   | -   | -   | -   | -   | -   | 0-1 | -   | -   | -   | -   | -   | 1-0   | 17-0   | 20-2  |      |
| 4             | -             | 0-1 | -   | -   | -   | -   | 0-1 | 0-1 | -   | -   | -   | -   | 1-0 | -   | 0-1 | -   | -   | -   | -   | -   | -   | -   | -   | -   | 2-0 | 2-0   | 9-2    | 14-6  |      |
| 5             | 1-0           | -   | -   | -   | -   | 0-1 | -   | -   | -   | 1-0 | -   | -   | -   | -   | -   | -   | -   | -   | 0-1 | -   | -   | -   | -   | 1-0 | -   | 2-0   | 12-0   | 17-2  |      |
| 6             | -             | -   | -   | -   | 0-1 | -   | 1-0 | 1-0 | -   | 0-1 | -   | -   | -   | -   | -   | -   | -   | -   | 1-0 | -   | -   | -   | -   | -   | -   | 2-0   | 9-2    | 14-4  |      |
| 7             | -             | -   | -   | 0-1 | -   | -   | -   | -   | -   | -   | 1-0 | -   | -   | 0-1 | -   | -   | -   | -   | 1-0 | -   | -   | -   | -   | -   | -   | -     | 5-1    | 7-3   |      |
| 8             | -             | -   | -   | -   | -   | -   | -   | -   | 1-0 | -   | -   | -   | 1-0 | -   | 1-0 | -   | -   | -   | -   | -   | -   | -   | 1-0 | -   | 0-1 | -     | 2-3    | 13-0  | 19-4 |
| 9             | -             | -   | -   | -   | -   | -   | -   | -   | -   | -   | -   | -   | -   | -   | -   | -   | -   | -   | -   | -   | -   | -   | -   | -   | -   | -     | 9-2    | 9-2   |      |
| 10            | -             | -   | -   | -   | -   | -   | -   | -   | 0-1 | -   | -   | -   | -   | 0-1 | -   | -   | -   | -   | -   | -   | -   | -   | -   | -   | -   | 3-4   | 15-3   | 18-9  |      |
| 11            | 1-0           | -   | -   | -   | -   | -   | 1-0 | -   | 0-1 | -   | -   | -   | 1-0 | -   | -   | -   | 0-1 | -   | -   | -   | -   | 2-0 | -   | -   | -   | -     | 6-1    | 11-3  |      |
| 12            | -             | 0-1 | -   | -   | 1-0 | -   | -   | -   | -   | -   | -   | -   | 1-0 | -   | 1-0 | -   | -   | -   | -   | -   | -   | -   | -   | -   | -   | 2-0   | 5-1    | 10-2  |      |
| 13            | -             | -   | -   | -   | -   | -   | -   | -   | -   | -   | -   | -   | -   | -   | -   | 0-1 | -   | -   | -   | -   | -   | -   | -   | -   | -   | 1-0   | 8-2    | 9-3   |      |
| 14            | -             | -   | 0-1 | -   | -   | -   | -   | -   | -   | -   | -   | -   | -   | -   | -   | -   | -   | -   | -   | -   | -   | -   | -   | -   | -   | 1-1   | 9-1    | 10-3  |      |
| 15            | -             | -   | -   | -   | -   | -   | -   | -   | -   | -   | -   | 1-0 | -   | -   | -   | -   | 1-0 | -   | -   | -   | -   | -   | -   | -   | -   | 1-0   | 6-0    | 9-0   |      |
| 16            | -             | -   | -   | -   | -   | -   | -   | -   | -   | -   | -   | -   | -   | -   | -   | 1-0 | -   | -   | -   | -   | 0-1 | -   | -   | -   | -   | 2-0   | 5-1    | 8-2   |      |
| 17            | -             | -   | -   | -   | -   | -   | -   | -   | -   | -   | -   | -   | -   | -   | -   | -   | -   | -   | -   | -   | -   | -   | 1-1 | -   | -   | -     | 4-2    | 5-3   |      |
| 18            | -             | -   | -   | -   | -   | -   | -   | -   | -   | -   | -   | -   | -   | -   | -   | -   | -   | -   | -   | -   | -   | 1-0 | 0-1 | -   | -   | 3-2   | 9-1    | 13-4  |      |
| 19            | -             | -   | 1-0 | 1-0 | -   | -   | -   | -   | 1-0 | -   | -   | -   | -   | -   | -   | -   | -   | -   | -   | -   | -   | -   | -   | -   | -   | -     | 2-0    | 5-0   |      |
| 20            | -             | -   | -   | 0-1 | -   | -   | 0-1 | -   | -   | -   | -   | -   | -   | -   | -   | -   | -   | -   | -   | -   | 1-0 | -   | -   | -   | -   | -     | 4-2    | 5-4   |      |
| 21            | -             | -   | -   | -   | -   | -   | -   | -   | -   | -   | -   | -   | -   | -   | -   | -   | -   | -   | -   | -   | -   | -   | -   | -   | -   | 2-0   | 2-1    | 4-1   |      |
| 22            | -             | -   | -   | -   | -   | -   | -   | -   | -   | -   | -   | 1-0 | -   | -   | -   | -   | -   | -   | -   | -   | -   | -   | -   | -   | -   | 1-0   | 5-1    | 7-1   |      |
| 23            | -             | -   | -   | -   | -   | -   | -   | -   | -   | -   | -   | -   | -   | -   | -   | -   | -   | -   | -   | -   | -   | -   | -   | -   | -   | 0-1   | 3-0    | 3-1   |      |
| 24            | -             | -   | -   | -   | -   | -   | -   | -   | -   | -   | -   | -   | -   | 0-1 | -   | -   | -   | -   | -   | -   | -   | -   | -   | -   | -   | -     | 0-1    | 0-2   |      |
| 25            | 0-1           | -   | -   | -   | -   | -   | 0-1 | -   | -   | -   | -   | -   | -   | -   | -   | -   | -   | -   | -   | -   | -   | -   | -   | -   | -   | -     | 1-1    | 1-3   |      |
| RV            | 0-1           | 1-0 | -   | -   | 1-0 | -   | 2-0 | -   | -   | 0-1 | -   | 1-0 | 1-0 | -   | -   | -   | 0-1 | -   | -   | -   | -   | -   | -   | -   | -   | -     | -      | -     | -    |
| NR            | -             | -   | -   | 0-1 | -   | -   | -   | -   | 0-1 | -   | 1-1 | -   | -   | -   | 1-0 | -   | 0-1 | 1-0 | -   | -   | 0-1 | -   | -   | -   | -   | -     | -      | -     | -    |
| TOTAL         | 3-2           | 1-3 | 1-2 | 3-4 | 5-1 | 2-2 | 4-3 | 3-1 | 3-4 | 1-2 | 2-2 | 4-0 | 5-0 | 2-2 | 2-1 | 4-1 | 3-1 | 2-3 | 3-2 | 1-1 | 4-1 | 5-1 | 1-2 | 1-1 | 1-0 | Total | 321-75 | 67-42 |      |



# NOTES

## Points Per Possession

| Game               | Off. PPP | Def. PPP |
|--------------------|----------|----------|
| vs. Duke           | 0.97     | 1.08     |
| ROBERT MORRIS      | 1.39     | 0.83     |
| MOUNT ST. MARY'S   | 1.21     | 0.83     |
| OHIO               | 1.20     | 0.92     |
| ALBANY             | 1.18     | 0.84     |
| NORTH FLORIDA      | 1.09     | 0.66     |
| CENTRAL MICHIGAN   | 1.25     | 0.84     |
| SOUTHERN           | 1.13     | 0.96     |
| at Notre Dame      | 1.00     | 1.06     |
| vs. North Carolina | 1.36     | 0.96     |
| WESTERN KENTUCKY   | 1.27     | 0.80     |
| MISSOURI*          | 1.09     | 0.74     |
| HIGH POINT         | 1.28     | 0.67     |
| at LSU*            | 0.85     | 0.92     |
| GEORGIA*           | 1.28     | 1.07     |
| at Vanderbilt*     | 1.22     | 1.03     |
| TENNESSEE*         | 1.47     | 1.08     |
| at Texas A&M*      | 0.90     | 0.82     |
| at Auburn*         | 1.13     | 1.27     |
| MISSISSIPPI STATE* | 1.04     | 0.94     |
| at Kansas          | 1.19     | 0.93     |
| VANDERBILT*        | 1.03     | 0.93     |
| at Alabama*        | 0.89     | 0.74     |
| at South Carolina* | 1.12     | 0.99     |
| FLORIDA*           | 1.32     | 0.97     |
| at Tennessee*      | 0.93     | 1.12     |
| ALABAMA*           | 1.41     | 1.27     |
| LSU*               | 1.11     | 1.03     |
| at Arkansas*       |          |          |
| OLE MISS*          |          |          |
| at Florida*        |          |          |

## Overall

UK offensive high - 1.47 vs. TENNESSEE  
 UK offensive low - 0.85 at LSU  
 Kentucky SEC offensive high - 1.47 vs. TENNESSEE  
 Kentucky SEC offensive low - 0.85 at LSU  
 UK nonconference offensive high - 1.39 vs. RMU  
 UK nonconference offensive low - 0.85 at LSU

Opponent offensive high - 1.27, 2x, last Alabama  
 Opponent offensive low - 0.66, NORTH FLORIDA  
 Opponent SEC offensive high - 1.27, 2x, last Alabama  
 Opponent SEC offensive low - 0.74, 2x, last at Bama  
 Opponent nonconference off. high - 1.08, Duke  
 Opponent nonconference off. low - 0.66, NORTH FLORIDA

**TyTy Washington Jr.:** Played nine minutes at Auburn, missed the Mississippi State game with an ankle injury; played 26 minutes vs. Florida before leaving with a lower-leg injury; played 12 minutes at Tennessee before leaving with an injury and missed the Alabama and LSU home games

**Lance Ware:** Missed the Mount St. Mary's, Ohio and Albany games with an ankle injury

**Sahvir Wheeler:** Played four minutes at LSU, missed the Georgia and at Vanderbilt games with a neck injury; was injured late in the game with an upper extremity injury at Tennessee and missed the Alabama and LSU home games

## Next Man Up

Kentucky coach John Calipari has always insisted on the "next man up" attitude for his teams. The depth of his rosters has enabled him to go to the hot hand, or exploit matchups with specific advantages a certain player may have.

That has been a key to success for the 2021-22 edition of the Kentucky Wildcats this season. The normal starting five of Sahvir Wheeler, TyTy Washington Jr., Kellan Grady, Keion Brooks Jr. and Oscar Tshiebwe are all averaging at least 9.6 points per game and playing at least 24 minutes per game. They've been on the floor together for 232 minutes.

That core group is one of the best starting fives in the country. But what makes Kentucky a top-five team in the eyes of the poll voters and a top-five team in terms of overall efficiency (KenPom.com) is the impact its bench can have on a game.

Here are some key performances that led to victories from the following players:

**Dontaie Allen:** With Washington injured and Wheeler in foul trouble early in the game, he scored five points, three rebounds and a block in the win over Mississippi State

**Daimion Collins:** Utilized to take advantage of a collapsing defense, he recorded 10 points and six rebounds in nine minutes at Alabama

**Bryce Hopkins:** With Kentucky playing short-handed in the home game vs. LSU, he scored nine points in an 11-0 spurt in the second half that overtook the Tigers for good; finished the game with a season-high 13 points

**Lance Ware:** Had four points and four rebounds in 10 effective minutes at Kansas and the UK offense is able to run more dribble-drive motion with him away from the basket; four points and season-high seven rebounds in 14 minutes vs. Florida

## The Winner is ... Kentucky!

Kentucky has earned nine Southeastern Conference weekly awards this season. Oscar Tshiebwe has captured SEC Player of the Week twice, while Sahvir Wheeler and Keion Brooks Jr. have each won SEC Player of the Week once and TyTy Washington Jr. has claimed five SEC Freshman of the Week honors.

Kentucky has dominated the weekly SEC awards with John Calipari at the helm. UK has won more weekly SEC honors (119) than any other school during the Calipari era, including 90 SEC Freshman of the Week awards and 29 SEC Player of the Week honors.

## Big-Game Cal, Cats

John Calipari's teams aren't just good against the best teams in the country, they're great. Not only does Kentucky own a 67-42 record (61.5%) vs. Associated Press Top 25 teams under John Calipari, UK is 7-4 when both teams are ranked in the AP top five.

All-time, Calipari is 13-8 when both teams are ranked in the AP top five. When both teams are ranked in the AP Top 25, Calipari's all-time record is 89-62, including a 58-34 mark at Kentucky. When both are ranked in the top 10 he has a 27-20 record, including 16-13 at UK.

By defeating top-ranked Michigan State to start the 2019-20 season, UK knocked off the No. 1 team in consecutive seasons for the first time in school history. Kentucky downed Tennessee on Feb. 19, 2019. With the win over MSU to begin 2019-20, the Wildcats have nine victories over the No. 1 team in 25 tries in program history.

Calipari improved to 6-4 vs. the No. 1 team in his career with the win vs. Michigan State, including 3-2 at Kentucky. According to ESPN, Calipari is the only coach with a winning (.600) percentage against No. 1 ranked teams with a minimum of 10 games faced against the No. 1.

## Jacob Toppin Emerging in Year Three

Watch Jacob Toppin in warmups and one is blown away by the sheer athletic ability the 6-foot-9 forward possesses. A late-bloomer to the game, he was not recruited heavily out of high school and signed with Rhode Island before transferring to UK following one season with the Rams.

Toppin averaged 5.2 points and 3.5 rebounds in 24 games a season ago in his first year with the Wildcats. He showed flashes of the player he can become -- including a 16-point performance at Vanderbilt.

As a junior, Toppin has been plagued by a few nagging injuries that have prevented a "breakthrough" season -- but over the last month, Toppin has never played better.

He is averaging 10.5 points and 5.3 rebounds per game over his last four games played and has scored at least eight points in five of his last seven games played. He's also contributing on the boards with six in each of the last three games.

Toppin's versatility makes him dangerous. He has the ability to guard all five positions and can play inside or on the perimeter.

## Brooks Enjoying Best Stretch of Career

Entering the season, Keion Brooks Jr. was looked to as the leader of the team. He was the only player within the program who had suited up for key minutes in each of the last two seasons.

However, Brooks had yet to have a traditional season in a Kentucky uniform. Following a breakthrough performance his freshman season as the Wildcats overcame an 18-point second-half deficit on the road at Florida with Brooks scoring 10 points, the team never took the floor again as the entire postseason was canceled by the COVID-19 pandemic. Last season, the team played in empty arenas and Brooks missed the first half of the season as he overcame an injury to his leg.

As a junior, Brooks has started all 27 games in which he has played and produced the best statistical numbers of his career. He's averaging 11.1 points per game, 4.5 rebounds and shooting at a 48.5% rate.

He was tabbed the Southeastern Conference's Player of the Week after leading the Wildcats in scoring at 19.5 points per game in a pair of victories on Jan. 25 and 29.

Brooks was sensational for Kentucky in a career performance on the road at No. 5 Kansas. The Fort Wayne, Indiana, native scored a career-high 27 points and added eight rebounds as UK won 80-62 over the Jayhawks to help the SEC secure a 6-4 win in the Big 12/SEC Challenge.

Brooks scored 15 straight points for UK at one point in the second half as the Wildcats staved off a Kansas rally that got within 14 points, but no closer, in the second half. He made 9 of 10 at the free-throw line, both career highs.

He scored the most points for UK against a top-five Associated Press opponent since Tyrese Maxey had 27 points against No. 3 Louisville on Dec. 28, 2019, in a 78-70 home victory. It was also the most points on the road for a Wildcat against a top-five team since Derrick Miller had 32 on Dec. 9, 1989, at No. 2 Kansas in a 150-95 loss. Finally, the 27 points were the most on the road in a UK victory against a top-five team since Fred Cowan had 27 on Feb. 14, 1980, at No. 5 LSU. Kentucky won 76-74 in overtime.

Brooks and the Wildcats put together one of the most impressive performances of the season in their victory over Kansas. It marked UK's first win over a top-five AP ranked squad since defeating No. 1 Michigan State, 69-62, on Nov. 5, 2019. The last win over a top-five team in a true road game came on Dec. 27, 2014, when the Wildcats won at No. 4 Louisville, 58-50.

Kentucky's 18-point victory marked the largest margin of victory in program history on the road against a top-five team and it was just the 16th loss in Allen Fieldhouse for the Jayhawks in 302 games under Bill Self.

## Grady is Mr. 2,000; Has Become UK's "Steady Eddie"

Kellan Grady entered his final season of college basketball having already achieved a lot. He was a 2,000-point scorer and a four-time All-Atlantic 10 recipient and averaged at least 17.0 points per game in every season while at Davidson.

He elected to use his final season of eligibility to challenge himself against the best of the best every day in practice at Kentucky.





# NOTES

That challenge was evident early in preseason when Grady was missing open shots and attributed it to the new speed and pace at which his new team was asking him to play.

"It took a couple of weeks to just settle in and be more efficient as a shot maker and as a decision maker," Grady said in the preseason. "In hindsight, I'm glad I went through two or three weeks of growing pains and having to overcome some adversity and just settling and trusting the process."

Throughout the opening month of the season, Grady was still finding his way. He had just two double-figure scoring efforts in the team's first nine games, including going scoreless against Ohio.

But, after the team's 2-for-19 outing from 3-point range in a loss at Notre Dame, Grady and John Calipari spent a little time together with the head coach demanding more from his most seasoned veteran.

"He and I went to the gym and I worked with him. I took him out at North Carolina," Calipari said. "He passed up on two shots, you're out."

Grady received the message loud and clear.

Over the last 19 games, Grady has made 64 of 141 (45.4%) from long range and is averaging 13.9 points per game. Calipari has begun calling Grady "Steady Eddie" and the reliability of performance on both ends of the court has him leading the team in minutes per game (33.3).

"I realized quickly in the first half against (North) Carolina that if I'm open, regardless of whether it's 26 on the shot clock or six on the shot clock, I'm supposed to shoot it," Grady said following UK's win over Western Kentucky. "So that was really all I needed to hear. I guess I kind of should have known that already, but it's great to have a coach that believes in you and wants you to shoot."

The coach's confidence was reinforced in Kentucky's overtime win vs. Mississippi State. Despite a difficult shooting night in regulation, Grady scored UK's first eight points of OT, highlighted by a pair of 3-pointers that broke open the game.

"I told him after he missed four wide-open shots, 'You'd better keep shooting it,' because he passed one up," Calipari said. "I've got a lot of confidence in him. He has shown that he can miss some shots and come back and make shots."

For the season, Grady leads the Southeastern Conference and ranks eighth nationally with a 43.9% 3-point clip.

With a season-high-tying 23 points against Western Kentucky, Grady reached 100 career games scoring in double figures. Grady now ranks No. 135 among collegiate scorers of all-time with 2,335 career points.

Grady's current rate of 43.9% from long range would rank eighth in UK single-season history. Travis Ford has the record with 52.9% (101 of 191) in 1992-93.

## "Super Sixth Man" Mintz

Kentucky's wins last season often featured late-game heroics from Davion Mintz and the clutch gene has been on display in recent wins at Texas A&M and at home vs. Vanderbilt.

On Feb. 2, Mintz tied his career high with 21 points against Vanderbilt, including five of the most important of the game.

After a 16-point first-half lead had melted to a precarious 44-43 advantage in the second half, Mintz stepped up with a crucial 3-pointer, beginning an 8-0 run that blunted the visitors' momentum. Mintz bookended the run with two free throws to make the count 52-43 and the Wildcats went on to victory.

Going into the Vanderbilt contest on Feb. 2, Mintz had been in a slump that saw him total just nine points over three games, making only 4 of 19 shots. Following the VU game, he said his 21-point night was fueled by an encounter with a young fan.

"It was right after the Kansas game," Mintz explained. "I was walking out of the locker room and there was this little girl, she was probably a young teenager and she's crying her eyes out as she's walking up to me. She was like, 'I'm so excited to meet you. This is my first time and you're my favorite player. I've been waiting a year.' And I had zero points."

"My heart was kind of heavy because I knew I had been struggling a while. Just to realize that God made me somebody that could make someone else feel special about themselves, that just sent me over the top. My parents saw it, my cousin was at the game, he saw it. She couldn't even keep herself together and that meant so much to me that it meant so much to her. That right there is what motivates me, that people can feel so special about themselves and it made me work hard and get in the gym. That's what turned out for today."

Mintz also helped shepherd Kentucky to a key road win in a hostile environment at Texas

A&M on January 19.

Playing before the largest crowd in Reed Arena history, despite a season-high 17 turnovers and season-low 36.2 shooting percentage, the Wildcats gutted out a 64-58 win with Mintz leading the way down the stretch.

With UK trailing 48-45 and less than 10 minutes to go, the fifth-year senior warmed to the task. Mintz made two free throws to bring UK closer, and a couple of minutes later, swished a 3-pointer to shove the Wildcats ahead 54-52. After A&M knotted the count, Mintz drove the lane and made a nifty feed for a Jacob Toppin dunk, giving the Wildcats a lead they would not relinquish.

Mintz kept the home team at bay with three defensive rebounds in the waning minutes. With 10 seconds remaining, and UK clinging to a three-point lead, he went to the free throw line. Facing an ocean of white-shirt-clad fans and immersed in a sea of sound, he calmly rattled in the front end of a 1-and-1 to seal the verdict.

"Big rebounds, big rebounds, and that's why I put him back in the game," Coach John Calipari said of Mintz after the game. "I put him back in because I knew he'd do that. But that 3 in the corner out of the timeout, that was big. That kinda put everything on their heels. And I think it had our guys convinced 'oh we can win this.' I'm proud of him and how he's playing, he's doing all the little things."

A year ago in his first season at UK, Mintz made multiple clutch 3s late in games, including a go-ahead 3 with 34 seconds left in a win vs. Auburn and the game-winning 3 with 47 seconds left in a home win vs. Vanderbilt.

As the first player in the John Calipari era at Kentucky to return to school after leading the team in scoring the year before, it was natural for some to heap big expectations on the back of Davion Mintz this season.

With an influx of talent and depth, Mintz was faced with a new role in 2021-22 off the bench. When he missed three games at the end of November with an illness and then struggled to make shots after, it would have been easy for Mintz to lose his confidence.

But not this five-year veteran.

Mintz remained steady in his approach, and it has really paid off during a hot stretch in January. Mintz averaged 12.3 during a six-game stretch from December 31 to January 19.

"It had to pay off," Mintz said recently of coming out of an early season funk. "I have been working my tail off every day, every night, getting extra shots. Just working tirelessly. It can't rain forever. The sun has to come out eventually."

Mintz's January spurt was highlighted by a season-high 19 points vs. Georgia, thanks to a season-best five 3-pointers. The game before, at LSU, Mintz scored 16 points to reach the 1,000-point barrier for his career.

Now up to 9.0 points per game with 38 3-pointers this season, the veteran's consistent approach clearly paid dividends.

## Wheeler a Finalist for Bob Cousy Award

The coaching staff challenged Sahvir Wheeler before the season to lead the nation in assists. So far, he's risen to the occasion, and his ability to both distribute and score has led to him being named a finalist for the Bob Cousy Award.

Through games on Feb. 23, the Georgia transfer ranks third in the country with 7.1 assists per game. He has dished out double-digit assists four times this season -- including a career-high 14 in the win vs. North Florida -- at least eight assists 11 times, and at least six assists in 18 games.

Wheeler's ability to get the entire team involved is shown by the fact that UK has four players averaging double-figure scoring, and two more averaging at least nine points per game. The only team in the Calipari era to finish the season with five players averaging double figures was the 2012 national champion team.

Wheeler is one of just 10 players on the Cousy finalist list.

"He's running it down your throat," Robert Morris head coach Andrew Toole said of the pressure Wheeler puts on defenses. "The way that he pushes the ball down the floor just encourages all those other guys to run so hard because he's so unselfish and he's able to get them shots early in the offense. ... He has such a good understanding of the pace, so as soon as there isn't anything there, he's able to organize and get into whatever action they're trying to execute. There were times in the game that even after a made basket where our guys were sprinting back as fast as they can just trying to keep up. It just adds an incredible amount of pressure to your transition defense. There's not many guys that can do what he does."

## Lineup Comparison

| Most Frequent Lineups                         | Total Minutes | Points For | Points Against | +/-  | +/- Per 40 Min. |
|---|---------------|------------|----------------|------|-----------------|
| Wheeler, Washington, Brooks, Grady, Tshiebwe  | 232:03        | 524        | 368            | +156 | +26.89          |
| Washington, Brooks, Grady, Tshiebwe, Mintz    | 87:16         | 187        | 155            | +32  | +14.67          |
| Wheeler, Brooks, Grady, Tshiebwe, Mintz       | 75:50         | 137        | 113            | +24  | +12.66          |
| Wheeler, Washington, Grady, Tshiebwe, Toppin  | 63:45         | 136        | 112            | +24  | +15.06          |
| Brooks, Grady, Tshiebwe, Toppin, Mintz        | 53:58         | 111        | 108            | +3   | +2.22           |
| Washington, Grady, Tshiebwe, Toppin, Mintz    | 47:07         | 109        | 65             | +44  | +37.35          |
| Wheeler, Grady, Tshiebwe, Toppin, Mintz       | 43:54         | 73         | 64             | +9   | +8.20           |
| Wheeler, Washington, Brooks, Tshiebwe, Mintz  | 28:45         | 60         | 35             | +25  | +34.78          |
| Wheeler, Washington, Grady, Tshiebwe, Collins | 22:41         | 55         | 37             | +18  | +31.74          |
| Wheeler, Grady, Toppin, Mintz, Ware           | 21:59         | 36         | 40             | -4   | -7.28           |



# NOTES

Wheeler led the Southeastern Conference in assists per game and assist-to-turnover ratio last season at Georgia. His 193 assists in 2020-21 broke Georgia's previous single-season assists record by 24 dimes despite a shortened season. In the Feb. 15 game at Tennessee, he reached both the 500 mark in career assists and 100 mark in career steals.

Wheeler's current rate of 7.08 assists per game is a shade ahead Tyler Ulis' 7.03 average when he set the UK single-season assists record in 2015-16 with 246 dimes. He entered the season ranked sixth among all returners nationally in career assists per game.

It might surprise some to learn that the guy most responsible for setting up his teammates to score also is one of five Wildcats who have scored at least 25 points in a game this season. That would be a sensational 26-point performance vs. North Carolina in the CBS Sports Classic.

Just a week removed from going 0 for 5 at Notre Dame, a game in which the Fighting Irish backed off Wheeler and dared him to shoot, Wheeler bounced back with a 12-for-15 shooting night vs. the Tar Heels. Even when UNC tried to back off, Wheeler continued to drive the ball, probe the defense and eventually get to the rim. His 26 points were one off a career high.

Adding eight assists and a season-high four steals, Wheeler -- according to BigBlueHistory.net -- became the first player in school history post at least 26 points, at least eight assists and at least four steals in the same game.

Wheeler played just four minutes at LSU on January 4 and missed the next two games with a neck injury and bounced back well after his return. However, he then incurred an upper right extremity injury at Tennessee and missed the home games vs. Alabama and LSU.

## Washington a Finalist for West Award

With all the star-studded freshmen who have walked through the doors at Kentucky under John Calipari's direction, TyTy Washington Jr. is having one of the best seasons of all of them.

Washington is averaging 12.4 points, 4.1 assists and 3.6 rebounds per game, while shooting 47.7% from the field and 35.0% from 3-point range. The number of freshmen in the country averaging at least 12.0 points, at least 4.0 assists and at least 3.0 rebounds while shooting at 47% or better and 35% or better from the 3: just one, Washington. The total nationally regardless of class: eight.

Even in that rare company and even after entering college as a consensus five-star prospect, Washington had slipped under the radar nationally for much of the season until recently. His quiet efficiency has earned a nickname with his head coach.

"He's like the silent assassin," John Calipari said. "Quietly, he tiptoes in and gets 15 points and nine assists."

Playing for a nationally ranked team, one can go unnoticed for only so long. The national attention is beginning to occur as Washington has been named a finalist for the Jerry West Award that goes to the nation's best shooting guard.

Washington is one of 10 finalists for the honor, the only SEC player and the only first-year player among the finalists.

Washington has a savviness to his game that is veteran-like. He can score with the best of them and has four 20-point games. He has posted double-doubles this season in both points and rebounds and points and assists, first Wildcat to do so since Ashton Hagans in the 2019-20 season.

When called upon to take the lead role as point guard, he goes and breaks a school record held by UK's first-ever No. 1 overall pick in the NBA Draft.

With starting point guard Sahvir Wheeler out vs. Georgia with a neck injury, Washington made his first start at point guard and put on a show. He scored 17 points and broke John Wall's single-game school record with 17 assists. Wall had 16 against Hartford on Dec. 29, 2009.

"I mean, John Wall, I watched him play, I watched a bunch of his highlights at Kentucky, I watched him in the NBA a lot," Washington said. "For me to go out there and break the record is exciting because a lot of other great point guards came here as well. I could be the one who said, 'You know, I went to Kentucky, I set the record.'"

The next game, again without Wheeler, Washington posted 15 points and four assists in a dominating win at Vanderbilt.

Washington has moved into first in the Southeastern Conference and 40th nationally with a 2.37 assist-to-turnover ratio, through games on Feb. 23. He also is now seventh in the league and 115th overall with 4.1 assists per game.

Washington has been able to provide a little bit of everything to the Wildcats this season. He has hit multiple 3-pointers in nine games and dished out at least three assists in 17 games.

"He is a play-making guard," Calipari said after the Georgia game. "Whether he is bringing it up or whether he is away from the ball, he is still a play-making guard who can shoot."

Washington's game has been recognized inside the league as he has reeled in five SEC Freshman of the Week honors. He is the first player in the SEC to win or share the honor in four straight weeks since former UK player Devin Booker won the freshman weekly award four straight times in the 2014-15 season. Coincidentally, that is also the last time a player in the league won SEC Freshman of the Week five times in one season, which Washington has now tied.

The Wildcats have been at their best when Washington is playing well. In the 20 wins in

which he has played, he is averaging 14.2 points per game. Washington is shooting 50.4% from the field and 36.6% from behind the arc in victories. He has scored in double figures in 16 of those games.

In the five losses, Washington's averages dip down to 5.6 points and 1.6 rebounds per game, giving credence to the notion that as Washington goes, so does Kentucky.

The loss at Auburn proved the most significant for the Wildcats when they are without Washington. UK's dynamic freshman left the game having only played nine minutes with a left ankle injury. Kentucky was leading the game 25-16 and had led by as many as 10 in the opening half before Washington's departure. Auburn rallied to win, 80-71.

"TyTy is a playmaker for us, another scorer. He's our second-leading scorer. So in a big game like this, you take away 14 points per game, it's as simple as that," Fifth-year guard Kellan Grady said. "We've got other guys who are able to step up, but he made some nice plays in just those nine minutes that he was in there, and I think that could've helped us. But even with me mentioning that, that's not an excuse."

Washington suffered another injury in the second half of the home game against Florida. He tried to go at Tennessee and played 13 minutes, before leaving one minute into the second half and did not return. He missed the home games against Alabama and LSU.

## Better Than All the Rest

A number of Wildcats are league leaders in statistical categories and rank among the nation's best (through games on Feb. 23):

- Oscar Tshiebwe is first in the country in rebounds per game (15.2)
- Tshiebwe is first in the nation in offensive rebounds per game (5.3)
- Tshiebwe is first in the country in defensive rebound percentage (35.1%) and offensive rebound percentage (20.1%) according to KenPom.com
- Tshiebwe is first in the Southeastern Conference and second in the nation in defensive rebounds per game (9.9)
- Tshiebwe is first in the league and second in the country in double-doubles (22)
- Tshiebwe is second in the SEC in field-goal percentage (59.5%) and ranks 15th in the nation in the category
- Tshiebwe ranks fourth in the league and 82nd overall in blocks per game (1.46)
- Tshiebwe is sixth in the league and 130th nationally with 16.4 points per game
- Sahvir Wheeler leads the SEC and ranks third in the country in assists per game (7.1)
- Wheeler is second in the league and 42nd in the nation in assist-to-turnover ratio (2.36)
- TyTy Washington Jr. ranks first in the SEC and 40th nationally in assist-to-turnover ratio (2.37)
- Washington is fifth in the league in field-goal percentage (47.7%) and 131st in the country
- Washington is seventh in the league and 115th in the country with 4.1 assists per game
- Kellan Grady is tops in the league in 3-point field-goal percentage (43.9%) and eighth nationally
- Grady is second in the SEC and 34th overall with 2.9 3-pointers per game

## Milestones Approaching Worth Watching

Several Wildcats are approaching career milestones:

- Kellan Grady needs **36** more 3-pointers to become UK's single-season leader. Jodie Meeks (117) in 2008-09 holds the record
- Wheeler needs **77** assists to become the UK single-season leader. Tyler Ulis (246) in 2015-16 is in first place in the record books
- Oscar Tshiebwe needs **141** rebounds to become the UK single-season leader. Bill Spivey (567) holds the record

## S-E-C! S-E-C! S-E-C!

Kentucky is the Southeastern Conference's gold standard. Since the SEC's inception in 1932-33, the Wildcats are the most dominant team in the league, recording a 1,032-296 mark (77.7%) in regular-season conference play. Only Alabama has won more than 800 regular-season SEC games and no other team owns a better winning percentage.

- UK has averaged 11.6 wins and only 3.3 losses per season in 88 seasons in the SEC
- Kentucky has won 49 SEC regular-season titles and 31 SEC Tournament championships
- The Wildcats have won 16 of the last 29 SEC Tournaments (the 2020 one was not played because of the COVID-19 pandemic)
- UK has captured at least a share of six of the last 12 SEC regular-season championships under John Calipari
- Kentucky has played in the championship game of the SEC Tournament in eight of Calipari's 12 seasons, winning six times
- UK won its 1,000th game in SEC regular-season action vs. Alabama on Jan. 11, 2020.

## Wins vs. Losses in 2021-22

| Result | FG%  | Opp. FG% | 3-Pt. FG% | Opp 3-Pt. FG% | FT%  | RPG  | APG  | TOPG | BPG | SPG | PPG  | Opp PPG |
|--------|------|----------|-----------|---------------|------|------|------|------|-----|-----|------|---------|
| Wins   | .504 | .390     | .370      | .294          | .737 | 42.0 | 17.3 | 11.9 | 4.3 | 7.1 | 83.9 | 63.6    |
| Losses | .403 | .480     | .303      | .344          | .697 | 35.4 | 11.6 | 11.2 | 4.0 | 6.2 | 65.4 | 73.2    |



# NOTES

Kansas has won 1,000 conference games when combining its records in the Big 6, Big 7, Big 8 and Big 12, but no other team in the country had won 1,000 or more regular-season league games in one conference alone

- Six teams made the 2021 NCAA Tournament field with Arkansas reaching the Elite Eight and Alabama making the Sweet Sixteen
- The SEC has had 21 NCAA Tournament selections over the last three tournaments, tied for the second most. Only the Atlantic Coast Conference (23) has had more
- The SEC went 7-6 in NCAA Tournament games in 2021. SEC teams are 73-43 (62.9%) in the NCAA tourney since 2012
- The league has advanced at least one team to the Elite Eight in nine of the last 11 tournaments and nine different SEC teams have advanced to the Sweet Sixteen in the last four NCAA Tournaments
- The SEC has held its own in the annual Big 12/SEC Challenge. The SEC leads 31-28 over the last six seasons in the yearly January showdown and won outright in 2021 and '22
- Five SEC teams are in the Feb. 21 Associated Press Top 25, with LSU receiving votes
- Six SEC teams are in the top 25 of the NCAA Net Evaluation Tool and four are in the top 16, in games played through Feb. 23.

## Always Efficient

According to Ken Pomeroy's calculations on kenpom.com, Kentucky teams under John Calipari have consistently ranked among the most efficient teams in the country per possession.

| Season  | Offense (Rank) | Defense (Rank) | Overall |
|---------|----------------|----------------|---------|
| 2021-22 | 121.3 (3)      | 93.4 (22)      | 3rd     |
| 2020-21 | 108.0 (84)     | 93.1 (35)      | 49th    |
| 2019-20 | 112.7 (24)     | 95.1 (52)      | 29th    |
| 2018-19 | 117.6 (14)     | 90.1 (8)       | 8th     |
| 2017-18 | 115.8 (24)     | 95.4 (22)      | 17th    |
| 2016-17 | 119.1 (12)     | 91.4 (7)       | 4th     |
| 2015-16 | 120.4 (5)      | 98.0 (53)      | 6th     |
| 2014-15 | 119.3 (5)      | 86.5 (2)       | 1st     |
| 2013-14 | 117.6 (10)     | 96.9 (41)      | 11th    |
| 2012-13 | 108.8 (42)     | 99.1 (129)     | 42nd    |
| 2011-12 | 122.9 (2)      | 88.2 (9)       | 1st     |
| 2010-11 | 118.1 (7)      | 90.4 (15)      | 6th     |
| 2009-10 | 116.1 (15)     | 86.2 (6)       | 3rd     |

*through games on Feb. 23*

## Cleaning the Glass

With the aforementioned Oscar Tshiebwe leading the nation in rebounding, Kentucky is one of the top teams in the country on the boards.

Through games on Feb. 23, Kentucky leads the country in rebounding margin (plus-10.7 per game), seventh in total rebounds per game (41.0) and 14th in offensive boards per game (13.2). For comparison, the best rebounding margin of the John Calipari era was plus-9.4 in 2013-14 and again in 2018-19.

The Wildcats are 20-2 this season when winning the rebounding. UK has been at least plus-11 in 16 of the 23 victories.

Against Ohio, Kentucky outrebounded the Bobcats by 36, the top rebounding margin of the Calipari era and the school's best since the Wildcats outrebounded Vanderbilt by 39 (57-18) on Jan. 3, 1998, in a 71-62 win. Perhaps more impressive was the plus-18 advantage vs. a bigger, taller North Carolina team that entered its matchup with Kentucky on Dec. 18 ranked 13th in

the country in rebounding margin.

With Tshiebwe's 20.1% offensive rebounding percentage, UK is second in the country in offensive rebounding percentage (38.4%) through games on Feb. 23, according to KenPom. The Wildcats have capitalized with the additional opportunities with 14.6 second-chance points per game.

## Cats Don't Count on the 3

Kentucky has never been reliant on the 3 under John Calipari. Even with more shooters at their disposal, this season is not an exception.

So far UK is generating 23.9% of its points from beyond the arc, which is ranked 336th in the country (through games of Feb. 23), and 28.4% of its attempts are from long range.

Kentucky's perimeter shooting is led by Kellan Grady, who has sunk 82 of 187 for a 43.9% clip thus far, the best mark in the Southeastern Conference and eighth nationally through games on Feb. 23. Davion Mintz and TyTy Washington Jr. have 38 and 28, respectively. As a team, the Wildcats are connecting at a 35.8% rate, tops in the SEC.

UK was expecting to add the nation's top 3-point shooter over the last two seasons (percentage with a minimum of 150 attempts) in Iowa transfer CJ Fredrick, but he is likely to miss the 2021-22 season after undergoing surgery to repair a left hamstring injury.

Even without Fredrick, this team has been capable of sinking the 3-point shot and shown signs of being able to make them in a flurry. The Wildcats made 52.2% against Robert Morris with 12 makes; canned 11 of 18, 61.1 percent, in the home game vs. Tennessee; and 64.3 percent -- fifth-highest of the Calipari era -- in the home win vs. Alabama (9 of 14).

If you have followed Calipari's teams over the years, Kentucky has never relied on the 3-point shot. While teams nationally are taking more 3-point shots than ever before, UK has generally bucked the trend and played to the style that's best suited for that particular group.

The highest percentage of 3-point shots taken under Calipari was the 2010-11 Final Four team that lofted 32.4% of its shots from beyond the arc. No surprise, that team consisted of Brandon Knight and Doron Lamb on the perimeter. That team is also Calipari's top 3-point shooting team at Kentucky. The most attempts per game in the Calipari era was the 2016-17 squad that took 19.89 3-point shots per game.

Not relying on the 3 certainly hasn't hurt the Wildcats. UK is 10-3 all-time under Calipari when making one or fewer from long range.

| Year     | % of Attempts from 3 | 3-Point FG%                 |
|----------|----------------------|-----------------------------|
| 2009-10: | .313                 | .331 (lowest)               |
| 2010-11: | .324 (highest)       | .397 (highest)              |
| 2011-12: | .265                 | .378                        |
| 2012-13: | .293                 | .346                        |
| 2013-14: | .276                 | .332                        |
| 2014-15: | .271 (lowest)        | .349                        |
| 2015-16: | .310                 | .366                        |
| 2016-17: | .316                 | .353                        |
| 2017-18: | .258                 | .357                        |
| 2018-19: | .296                 | .354                        |
| 2019-20  | .266                 | .343                        |
| 2020-21  | .322                 | .336                        |
| 2021-22  | .285                 | .358 (highest in six years) |

## Efficiency Stats

| #  | Player              | Min | AST% | EFG% | TS%  | Usg% | DRB% | ORB% | TRB% |
|----|---------------------|-----|------|------|------|------|------|------|------|
| 03 | TyTy Washington Jr. | 720 | 24.1 | .530 | .548 | 22.1 | 11.3 | 2.6  | 7.1  |
| 11 | Allen, Dontaie      | 120 | 7.8  | .363 | .389 | 23.0 | 15.5 | 4.9  | 10.4 |
| 12 | Brooks Jr., Keion   | 668 | 7.1  | .498 | .546 | 22.6 | 13.1 | 7.4  | 10.3 |
| 14 | Canada, Brennan     | 13  | 14.4 | .750 | .750 | 15.0 | 0.0  | 9.0  | 4.4  |
| 04 | Daimion Collins     | 193 | 3.4  | .577 | .638 | 19.0 | 19.3 | 10.9 | 15.2 |
| 31 | Grady, Kellan       | 933 | 5.7  | .618 | .628 | 15.6 | 6.1  | 1.0  | 3.6  |
| 23 | Hopkins, Bryce      | 174 | 6.4  | .482 | .494 | 21.2 | 13.2 | 12.1 | 12.7 |
| 10 | Mintz, Davion       | 626 | 10.6 | .484 | .525 | 18.8 | 7.3  | 3.2  | 5.3  |
| 20 | Payne, Zan          | 13  | 0.0  | .333 | .515 | 32.8 | 16.9 | 0.0  | 8.7  |
| 00 | Jacob Toppin        | 406 | 10.2 | .567 | .613 | 16.0 | 14.3 | 7.8  | 11.2 |
| 34 | Tshiebwe, Oscar     | 868 | 6.2  | .595 | .627 | 23.6 | 35.1 | 20.1 | 27.8 |
| 55 | Ware, Lance         | 146 | 2.1  | .727 | .654 | 15.4 | 21.8 | 10.4 | 16.3 |
| 25 | Watkins, Kareem     | 13  | 20.1 | .000 | .000 | 15.0 | 16.9 | 9.0  | 13.1 |
| 02 | Sahvir Wheeler      | 732 | 36.3 | .466 | .506 | 19.9 | 5.8  | 2.2  | 4.1  |



# NOTES

## Cats Deliver the Knockout Punch

Kentucky is 308-13 (96.0%) in the John Calipari era when leading by at least 10 points at any time in the contest.

Ten of the 13 losses in the Calipari era are to conference opponents.

Perhaps most impressive of all is that 69.8% of games Calipari has coached in at Kentucky have produced 10-point leads at some point during the game for UK. The Wildcats have led by 10 points or more in a whopping 85.1% of Calipari's 362 career wins at Kentucky.

## Hold Them to 55 Points, 40%

Defense has always been a recipe for success for the Wildcats under John Calipari. The special ingredient: 55 points. Kentucky is a perfect 83-0 under Calipari when holding the opponent to 55 points or fewer, including 4-0 this season.

The Wildcats are 201-9 (95.7%) under Calipari when limiting the opponent to 63 points or less, including 13-0 this season.

Kentucky also fares well when it keeps the competition to 40% or less from the floor. UK is 221-24 (90.2%) vs. opponents under Calipari when its field-goal percentage is 40% or less. Kentucky is 12-0 this season when limiting an opponent to 40% or less.

## Sharpe Joins the Team; Will Not Play This Season

Shaedon Sharpe, originally a part of the 2022 signing class and the consensus No. 1 player in the 2022 class, has enrolled early at the University of Kentucky and is on campus.

Sharpe arrived the first week of January and is practicing with the team. John Calipari announced on Feb. 7 that Sharpe would not play for the Wildcats this season.

"After talking with Shaedon and his parents, we want to end all of the speculation by again saying that he will not play for us this season," Calipari said. "He is committed to bettering himself and our team in practice this year and being better prepared to lead us next season.

The London, Ontario, native measured in at 6-foot-6, 200 pounds upon arrival on campus.

Sharpe averaged 22.6 points, 5.8 rebounds, and 2.7 assists in the 2021 Nike Elite Youth Basketball League this past summer. If the rankings hold and Sharpe remains in the 2022 class, he would be the first consensus No. 1 prospect to sign with Kentucky since Nerlens Noel in 2012.

## Transfer of Power

Kentucky has dominated the recruiting scene under John Calipari, ranking in the top three of every major national recruiting ranking until this past class.

UK's 2021 freshman haul is once again very good, but Calipari and his staff went a different route in restocking the roster for 2021-22: transfers.

With student-athletes in basketball now granted a one-time waiver to transfer without penalty, UK picked up three transfers in the offseason in Kellan Grady (graduate transfer), a 2,000-point scorer from Davidson, Sahvir Wheeler, Georgia's single-season assists leader, and Iowa's CJ Fredrick, the Big Ten's top 3-point shooter over the last two seasons.

But those are just half of the transfers on the roster. Former All-Big 12 performer Oscar Tshiebwe transferred from West Virginia in the middle of last season and Kentucky returners Davion Mintz (Creighton) and Jacob Toppin (Rhode Island) changed schools before the 2020-21 season. Mintz was Kentucky's leading scorer last season and Toppin played major minutes.

UK's six transfers are its most on a roster in school history.

Taking out Mintz and Toppin, who had already played minutes at Kentucky prior to the 2021-22 season, UK's four newest transfers (Fredrick, Grady, Tshiebwe and Wheeler) combined for 3,538 points at their previous stops. That's the seventh-biggest haul in the 2021-22 transfer class in the country.

Their production additions are significant nationally. Grady, with 2,002 career points, entered the season with the second-most points in college basketball on an active roster (only Antoine Davis from Detroit-Mercy, with 2,040, had more). Fredrick had the top 3-point percentage in the country among all players with at least 150 3-point attempts starting the 2021-

22 year. And Wheeler ranked sixth among returners nationally with 5.82 assists per game.

The transfers have made a big impact for the Cats this season. Through games of Feb. 23, Tshiebwe led the country in rebounding with 15.3 boards per game and paces the Wildcats in scoring with 16.4 points per game; Wheeler was third in the nation in assists with 7.1 dimes per contest; Grady is averaging 12.4 points per game and shooting 43.9% from long range, which ranked eighth in the country; Mintz is averaging 9.0 points per game this season; and Toppin's versatility and athleticism have added a great spark off the bench.

Unfortunately, the Wildcats likely will be without Frederick for the remainder of the season after undergoing surgery for a right hamstring injury.

## The Rookies are Still Good

Although the influx of transfers has stolen the headlines of this Kentucky team, don't overlook the freshmen. Just like every John Calipari team at Kentucky, this freshman class is loaded, albeit a bit smaller in terms of total numbers.

UK's three freshmen were all consensus four- or five-star prospects and all were consensus top-50 signees and have all played a key role in the first half of the season.

Forward Daimion Collins, a 6-foot-9 pogo stick who has drawn comparisons to Isaiah Jackson -- a first-round pick in the 2021 NBA Draft -- was ranked as high as No. 13 by 247Sports. He has shown his potential with four games of eight or more points and three games with three or more blocks. He made his best all-around showing in the win at Alabama, when he sparked the Wildcats with 10 points and six rebounds in nine minutes of action.

Guard TyTy Washington Jr. rose up the rankings late in the spring cycle and was tabbed the No. 14 overall player in the class by Rivals and ESPN. Averaging 12.4 points, 4.1 assists and 3.6 rebounds per game, he is playing like one of the best freshmen in the country and is a finalist for the Jerry West Award as the nation's best shooting guard. He also set a UK single-game record with 17 assists in the win over Georgia as he primarily played point guard filling in for the injured Sahvir Wheeler, and in the first game following Wheeler's return, exploded for a career-high 28 points in a win over Tennessee.

And forward Bryce Hopkins, ranked as high as No. 33 by ESPN, drew rave reviews from Calipari in the preseason for his skill level and toughness. In his first extended opportunity vs. Ohio, Hopkins stepped up with Kentucky's front court in foul trouble and contributed seven points and seven rebounds in 16 minutes. He sparked UK's win vs. LSU with a season-high 13 points, including 11 points in a 15-2 run that swung the game in the Wildcats' favor.

Of course, none of that factors in midseason enrollee Shaedon Sharpe, who was the No. 1 overall player in the class of 2022. Sharpe decided to enroll at Kentucky in January. The NBA has declared Sharpe eligible for the 2022 draft, although Calipari has stated that Sharpe still intends to be at UK in the 2022-23 season.

The class ranked outside the top three in the major recruiting services for the first time in the Calipari era but only because of the smaller class size. Don't expect it to be the trend as UK is already in the hunt for the top class in 2022.

## Taking Care of Business

Kentucky's 67-42 record vs. opponents ranked in the Associated Press Top 25 in John Calipari's tenure is impressive, but the Wildcats' ability to beat all-comers can't be overlooked. Under Calipari, UK is 295-56 vs. unranked competition, 84.0%.

## Kentucky's Schedule Packs a Punch

Kentucky's schedule is always among the toughest in the country and this season has been no different.

During the nonconference schedule, UK played the likes of Duke in New York in the Champions Classic, at Notre Dame, a matchup vs. North Carolina in Las Vegas in the CBS Sports Classic and at Kansas in the Big 12/SEC Challenge.

League play has made the schedule even tougher. UK is playing its permanent home-and-away opponents of Florida, Tennessee and Vanderbilt twice, plus hosting and visiting Alabama

## Clutch Free Throws

Free throws during a two-possession game (six points or less) at any point with 3:00 or less to play or overtime:

| Player           | FTs | Pct.  |
|------------------|-----|-------|
| Keion Brooks Jr. | 2-2 | 1.000 |
| Oscar Tshiebwe   | 6-8 | .750  |
| Davion Mintz     | 4-5 | .800  |
| Sahvir Wheeler   | 4-6 | .667  |
| Jacob Toppin     | 5-8 | .625  |

**Kentucky 21-29 .724**

## UK NBA Honors in 2021-22

- Devin Booker**  
NBA All-Star  
WC Player of the Week (1/17/22)  
WC Player of the Week (11/29/21)
- Shai Gilgeous-Alexander**  
WC Player of the Week (12/27/21)
- Tyrese Maxey**  
NBA All-Star Weekend Rising Stars Participant
- Karl-Anthony Towns**  
All-Star Weekend 3-Point Champion  
NBA All-Star  
WC Player of the Week (12/20/21)

## All-Time Winningest Schools

| SCHOOL            | WINS  |
|-------------------|-------|
| 1. Kentucky       | 2,350 |
| 2. Kansas         | 2,346 |
| 3. North Carolina | 2,314 |
| 4. Duke           | 2,238 |
| 5. Temple         | 1,959 |
| 6. Syracuse       | 1,954 |
| 7. UCLA           | 1,948 |
| 8. Notre Dame     | 1,935 |
| 9. St. John's     | 1,902 |
| 10. Indiana       | 1,885 |

\*as of Feb. 23



# NOTES

and LSU. The Wildcats will face the remaining eight SEC opponents once. The league has earned 21 berths in the last three NCAA Tournaments, tied for the second most in college basketball in that time period.

Six Kentucky opponents are ranked in the Feb. 21 Associated Press Top 25. Nonconference opponents in Kansas (5th) and Duke (7th) are among the ranked teams.

In addition to the Wildcats, the other SEC programs ranking among the top 25 include Auburn (3), Tennessee (17), Arkansas (18) and Alabama (24). LSU and Notre Dame are receiving votes.

Kentucky has already played seven foes who were ranked at the time of the game -- Duke, LSU, Tennessee (twice), Auburn, Kansas and Alabama (home). The Wildcats are slated for two additional matchups vs. currently ranked foes.

## **Best in the Bluegrass**

Kentucky is 21-3 against in-state foes with John Calipari at the helm, including an 11-3 mark vs. Louisville.

Two of the victories over the Cardinals were during postseason play. The Wildcats have won all six meetings played inside Rupp Arena, including a 29-point win in 2017-18, the third-largest margin of victory in the history of the series. UofL's three wins are by a combined nine points.

Here is a list of the meetings between the state's two premier programs in the Calipari era:

- Jan. 2, 2010 - UK won 71-62 at Rupp Arena
- Dec. 31, 2010 - UK won 78-63 at the KFC Yum! Center
- Dec. 31, 2011 - UK won 69-62 at Rupp Arena
- March 31, 2012 - UK won 69-61 at the Superdome (NCAA Final Four in New Orleans)
- Dec. 29, 2012 - Louisville won 80-77 at the KFC Yum! Center
- Dec. 28, 2013 - UK won 73-66 at Rupp Arena
- March 28, 2014 - UK won 74-69 at Lucas Oil Stadium (NCAA Sweet Sixteen in Indianapolis)
- Dec. 27, 2014 - UK won 58-50 at the KFC Yum! Center
- Dec. 26, 2015 - UK won 75-73 at Rupp Arena
- Dec. 21, 2016 - Louisville won 73-70 at the KFC Yum! Center
- Dec. 29, 2017 - UK won 90-61 at Rupp Arena
- Dec. 29, 2018 - UK won 71-58 at the KFC Yum! Center
- Dec. 28, 2019 - UK won 78-70 (OT) at Rupp Arena
- Dec. 26, 2020 - Louisville won 62-59 at KFC Yum! Center

## **One of the Most Experienced Squads in School History**

This Kentucky team isn't just experienced by the standards of the usually green John Calipari era, it's historically experienced.

This group, stocked with transfers who played major minutes at other schools, key returners and only three freshmen, started the season with 13,385 total minutes at the NCAA Division I level. That is more than any team in the history of Kentucky basketball entering a season (minutes statistics available through the 1964-65 season).

Other metrics back up the experience. This team also returned 5,203 career points at the NCAA Division I level, the second most in school history. Only the 1995-96 national title team -- hailed as one of the greatest college basketball teams of all-time -- returned more with 5,232 points (that team, like 2021-22, was aided by transfers with Derek Anderson and Mark Pope).

The 2021-22 squad had played in 541 Division I games entering the season, the most by a Kentucky team since the 2002-03 group returned 559 games to its roster.

This team is also rather long in the tooth. Using strictly years, the 2021-22 team averaged 20.7 years in age as of Nov. 1, 2021. The 2019-20 group had an average age of 19.5 years old. The 2021-22 mark is among the top 25 oldest teams in the country. If one factors in a player's down-to-the-day age (in other words, their age number plus days), this team's average age is actually 21.2 years old, as of Nov. 1, 2021.

It should be noted with all the experience boosts that college basketball is collectively older with the NCAA's COVID-19 additional season of eligibility. Davion Mintz and Kellan Grady are using an extra season for Kentucky. And Kentucky's experience does take a hit with the likely season-ending loss of redshirt junior CJ Fredrick (hamstring).

Factoring in the midseason addition of Shaedon Sharpe, UK's roster features a sixth-year graduate, a fifth-year graduate, two redshirt juniors, five juniors, a redshirt sophomore, two sophomores, and four highly touted four- and five-star freshmen. Nine of the 16 players are juniors or above.

It is true that not all experience is equal. Experience in college basketball is not the same as experience at Kentucky.

But even by those standards, this is one of Calipari's most veteran groups. From just a UK returners standpoint, Calipari's squad returned 42.1% of its minutes, 41.9% of its scoring, 39.0% of the rebounds, 42.4% of the assists and 60.6% of the 3-pointers from a season ago. For comparison, the only two Calipari-coached Kentucky teams that returned more UK minutes and more points (in terms of percentages) than the 2021-22 team returns were the 2011-12 national championship squad and the 2014-15 Final Four team that started the season 38-0.

Mintz is the first Wildcat to return to school after leading the team in scoring average the previous season since Randolph Morris led the 2005-06 squad and came back to Kentucky for the 2006-07 season.

How big of a change is the returning experience for Calipari? All but one of his previous 12 teams at UK ranked in the bottom 20 nationally in Ken Pomeroy's experience rankings,

including two teams that were dead last.

Despite that experience, the Wildcats only rank 192nd in the country, according to KenPom.com, in terms of experience this season, through games on Feb 23.

"When you have veterans, they're on time," Calipari said. "Without even saying anything, they lead. That's been fun. I haven't had many teams with veteran kind of players on it, so I kind of forget that it takes one thing off your plate."

## **Booker and Towns Headline All-Star Weekend**

Karl-Anthony Towns' record-setting performance in the 3-Point Shooting Contest highlighted another successful NBA All-Star Weekend for Kentucky.

Towns took home the hardware behind a 29-point performance in the finals, besting Luke Kennard and Trae Young. He made 18 of his first 22 shots in the final round and became the first non-guard to win the competition since Kevin Love in 2012. Towns broke the finals record of former UK teammate Devin Booker, who tallied 28 points to win in 2018.

"I didn't come here to participate. I came here to compete. I came here to win," Towns said in his post-victory press conference. "On the other hand, too, it's just I feel for me in my life, my motto has always been if I can't do something at 110% and give all of me, I don't want to do it, and I knew when I got the call, and I had been begging the NBA for years to let me do this contest, and I finally got that call this year to do it, so just wanted make the most of it. If I'm going show up, I'm going to try to show out as well."

This marks the second skills event Towns has won. He also captured the Skills Challenge in 2016.

Kentucky made its presence felt in all phases of All-Star Weekend. Tyrese Maxey got things started for the Wildcats with an appearance in the Rising Stars Game. He also partnered with Scottie Barnes in the Clutch Challenge shooting competition. The Rising Stars Game took on a new tournament format this season with games being played to a target score of 50. Maxey's team coached by James Worthy lost in the opening round.

For the All-Star game on Sunday, Booker and Towns teamed up with Team Durant and lost on a game-winning shot by LeBron James, 163-160. UK's tandem was all over the stats sheet, however. Booker poured in 20 points and added five rebounds and four steals. Towns scored nine points and had six rebounds and three assists.

Booker was making his third consecutive appearance in the All-Star Game, while Towns' selection is the third of his career and first since 2019.

Kentucky and Kansas were the only two programs to have multiple selections to the 2022 game.

In addition to UK's two All-Star selections, Tyrese Maxey played in the 2022 Rising Stars Game. Maxey is the 25th former UK player to make an appearance in the game as a part of All-Star Weekend festivities and he's the 18th member of the Philadelphia 76ers organization to appear in the game.

## **UK Leads With 27 on NBA Opening-Day Rosters**

The tipoff to the 2021-22 NBA season featured 27 players on NBA opening-day rosters (including two-way and inactive players) who played and finished their college basketball careers at Kentucky, more than any other college program in the country. Duke, with 21, was the only other school with more than 20 players in the NBA.

With call-ups throughout the season, the number has ballooned to 32 players who have appeared on an NBA roster in 2021-22.

Of the 30 NBA franchises featuring a Wildcat to start the season, 17 had multiple UK players to open the season.

Arguably the two most visible and storied NBA franchises, the New York Knicks and the Los Angeles Lakers, started the season with the most.

The Knicks -- nicknamed the Kentucky Knicks by much of Big Blue Nation for UK's significant roster presence -- began the season as the leader in NBA Wildcats with four. Former Kentucky stars Kevin Knox II (2018), Nerlens Noel (2013), Immanuel Quickley (2019-20) and Julius Randle (2014) called New York their professional home at the start of the season. A fifth player, Derrick Rose, also played for John Calipari but at Memphis (2008), and assistant coach Kenny Payne was a longtime UK assistant. All played prominent roles in the Knicks' run to the NBA Playoffs last season.

The Lakers were just behind the Knicks with three former Kentucky players in Anthony Davis (2012), Malik Monk (2017) and Rajon Rondo (2005-06) to start the season. Davis and Rondo won NBA titles with the Lakers in 2020. Adding to the UK ties, is head coach Frank Vogel who is a Kentucky graduate and former Wildcat student manager and video coordinator.

Five other franchises -- the Charlotte Hornets (Nick Richards [2018-20], PJ Washington [2018-19]), the Detroit Pistons (Hamidou Diallo [2017-18], Trey Lyles [2015]), the Los Angeles Clippers (Eric Bledsoe [2010], Brandon Boston Jr. [2021]), the Miami Heat (Bam Adebayo [2017], Tyler Herro [2019]) and the Minnesota Timberwolves (Karl-Anthony Towns [2015], Jarred Vanderbilt [2018]) -- opened the season with at least two Wildcats apiece.

Rondo, now in his 16th season, remains the most experienced Kentucky player in the league. Boston Jr. and Isaiah Jackson (2021) are the youngest-tenured NBA Wildcats as rookies.

Of the 27 Wildcats on opening-day NBA rosters, John Calipari coached 26 of them. With Rose, a former Calipari player at Memphis, Calipari also coached 27 players on 2021-22 opening-day rosters.

More than 20 other Wildcats are slated to play in the NBA G League or play professionally overseas. Other notable alumni include, 1978 national champion Dwane Casey, who returns



# NOTES

as head coach of the Detroit Pistons, and Pat Riley continues to serve as president of the Heat.

Kentucky has enjoyed unprecedented success at putting players in the NBA under Calipari. In the 12 previous seasons of the Calipari era, 43 players have been selected in the NBA Draft, more than any other school. Included in the recent run are 32 first-round picks, three No. 1 overall selections (Davis, Towns and John Wall [2010]) and 21 lottery selections.

Calipari's players have entered the league NBA-ready. His players have garnered 28 All-Star selections – all since 2010 – with Davis winning the game's MVP honor in 2017. Rose was named NBA MVP in 2011. Six of his players have been tabbed All-NBA (Rose, Wall, Davis, Towns, Randle and DeMarcus Cousins), three have been named NBA Rookie of the Year (Rose, Towns and Tyreke Evans), and 15 players from Calipari's first 11 teams at Kentucky have made the NBA All-Rookie teams. UK has produced more All-NBA players, more NBA All-Rookie and more NBA All-Defensive players than any other school in the Calipari era.

The 2020-21 season was another successful one for the former Kentucky stars. Randle was named the 2021 NBA Most Improved Player while Devin Booker (2015) achieved superstar status with a sensational run to the NBA Finals. Following the season, Adebayo, Booker and Keldon Johnson (2019) won gold medals with the U.S. Olympic Team at the Summer Games.

Using figures compiled by basketball-reference.com and spotrac.com, Calipari-coached players only (which includes Rose but not Rondo) have amassed nearly \$3.4 billion in career NBA contracts. In the 12 seasons Calipari has been the head coach at Kentucky, his players have totaled nearly \$3 billion in NBA contracts.

In the 2021-22 season alone, former UK players are slated to make nearly \$340 million. Calipari-coached players only (which includes Rose but not Rondo) will make about the same.

Calipari produced a top-10 pick in 11 straight drafts prior to 2020, a feat no other coach has ever accomplished. He has a streak of 14 consecutive drafts with a first-round pick. Calipari is the only coach in the history of the sport to have four players drafted No. 1 overall (Rose – 2008, Wall – 2010, Davis – 2012, Towns – 2015).

A breakdown of the Wildcats in the NBA can be found later in the notes.

## "Kentucky United" Relief Efforts Raise Millions

In immediate response to the devastating tornadoes that tore through Western Kentucky on Dec. 10 and 11, the University of Kentucky athletic department, along with JMI Sports and WLEX-TV, produced a "Kentucky United for Tornado Relief" telethon that helped generate more than \$3 million (with matching funds) to assist victims of the storms.

With an online portal that remained open through the rest of December and with a \$100,000 donation from proceeds, the tabulation reached more than \$5 million.

One hundred percent of the proceeds will go to the American Red Cross to aid in the relief efforts in Kentucky and to benefit the victims of the catastrophic event.

Every head coach who was in Lexington during the broadcast of the telethon volunteered his or her time. The coaches teamed with UK student-athletes, who took time off during exam week to handle the multitude of telephone calls.

In addition to Calipari and his wife, Ellen, contributing to the cause, several former players also provided support, including Bam Adebayo (2017), Eric Bledsoe (2010), Devin Booker (2015), Willie Cauley-Stein (2013-15), DeMarcus Cousins (2010), Enes Freedom (2011), Tyrese Maxey (2020), Malik Monk (2017), Jamal Murray (2016), Julius Randle (2014), Karl-Anthony Towns (2015) and John Wall (2010).

Spearheaded by Calipari, UK has held three previous telethons to assist with natural disasters. In 2010, Kentucky and Calipari used a telethon to raise more than \$1 million for victims of the devastating earthquake in Haiti. UK followed that up with another telethon in 2012 that generated \$1 million for victims of Superstorm Sandy, and again in 2017 following Hurricane Harvey that devastated the city of Houston. Calipari also helped raise funds for West Liberty, Kentucky, after tornadoes ravaged the town in 2012.

In addition to the telethon, Calipari, UK Athletics Director Mitch Barnhart, and former players Jack "Goose" Givens and Darius Miller joined Kentucky Gov. Andy Beshear and Lt. Gov. Jacqueline Coleman in Western Kentucky on Dec. 19 to hand out shoes to Kentucky residents displaced by the devastating tornadoes. The shoes were provided by Samaritan's Feet, an organization that provides shoes in need. Samaritan's Feet CEO Manny Ohonme also made the trip to deliver the shoes.

Approximately 5,000 pairs of shoes were on site for the two stops at Lake Barkley and Pennyrite state parks with another 5,000 expected to arrive soon after.

Beshear said on Dec. 19 that 944 people were being housed by the state after their homes were affected by the tornadoes. Nearly all seven state parks were at capacity as of that Friday.

"The damage in the area is obvious and devastating, but buildings can be rebuilt," Calipari said of the visit. "Our focus right now is on the people in that area and the enormous toll this has taken on them. How can we lift spirits and let people know we care for them and are there for them."

## Wildcats Sign Four During Fall Signing Period

Even by John Calipari era standards, Kentucky 2022 signing class is shaping up to be one of the best in school history.

Sky Clark, Chris Livingston, Shaedon Sharpe and Cason Wallace – all four consensus five-star prospects in the class of 2022 – signed national letters of intent with UK.

Sharpe enrolled at Kentucky for the 2022 spring semester and is now a part of the 2021-22 roster. Clarke, Livingston and Wallace will join the program for the 2022-23 season.

"I am really excited about this group," John Calipari said. "When you watch these guys play, the talent and upside is obvious, but what stands out to me about all four of them is how much they want this and want to be here. Their mentality and their drive separate them from

their peers. They all wanted to play with one another and wanted the challenge of competing against the best every day. Big Blue Nation, I can't wait for you to meet this group and watch them play."

With the spring signing period still to go, UK is going to be in the mix for one of the top classes in the nation yet again. Rivals and 247Sports currently rank it as the top haul of the fall with four signees.

In every season but one of the Calipari era, the Wildcats have signed a top-three recruiting class according to the Recruiting Services Consensus Index, which tallies major recruiting rankings and plugs them into a formula to calculate a consensus ranking. With the fall additions, Kentucky has signed 66 top-50 recruits, 52 top-25 players and 29 top-10 players (according to Rivals) in what will now be Calipari's 14 recruiting classes at Kentucky.

The spring signing period begins April 13. UK can only comment on prospects who have signed official paperwork with the university.

- **Sky Clark (Los Angeles):** Point guard | 6-3, 195 pounds | No. 16 overall by ESPN, No. 18 by 247Sports, No. 21 by Rivals | Averaged 26.4 points, 4.7 rebounds and 3.5 assists in 11 games for Ensworth High School in Nashville, Tennessee, in 2020-21 as a junior before opting out for the remainder of the season due to the COVID-19 pandemic | First commitment in the 2022 class | Tore his ACL at the beginning of the summer after transferring to Montverde Academy in Florida but already has returned to action and is expected to make a full recovery before arriving at Kentucky
- **Chris Livingston (Akron, Ohio):** Small forward | 6-7, 210 pounds | No. 5 overall by 247Sports, No. 8 by Rivals, No. 12 by ESPN | McDonald's All-American | Iverson Classic selection | Naismith High School Boys Midseason Team | Averaged 31.1 points, 15.8 rebounds, 6.1 assists, 4.7 steals and 4.0 blocks for Buchtel High School in Akron, Ohio, in 2020-21 as a junior | 2021 Gatorade Ohio Player of the Year and MaxPreps Junior All-America First Team | Named MVP of the 2019 FIBA Americas U16 Championship after leading Team USA to a gold medal while averaging 14.8 points and 8.0 rebounds
- **Shaedon Sharpe (London, Ontario):** Shooting guard | 6-5, 195 pounds | No. 1 overall by Rivals, 247Sports and ESPN | Averaged 22.6 points, 5.8 rebounds, and 2.7 assists in the 2021 Nike Elite Youth Basketball League | If the rankings hold, would be the first consensus No. 1 prospect to sign with Kentucky since Nerlens Noel in 2012 | Enrolled at UK for the 2022 spring semester
- **Cason Wallace (Dallas):** Combo guard | 6-4, 180 pounds | No. 7 overall by 247Sports, No. 9 by ESPN and No. 10 by Rivals | Semifinalist for Naismith High School Boys Player of the Year | McDonald's All-American | Iverson Classic selection | Naismith High School Boys Midseason Team | Averaged 15.2 points, 6.9 rebounds, 4.8 assists, 1.4 blocks and 1.2 steals in the 2021 Nike EYBL | Led the NBPA Top 100 Camp in assists (5.0) and steals (3.0) per game while posting 10.3 points and 4.3 rebounds

## Kentucky, Southern United For Unity Series

Kentucky's meeting with Southern was about more than just basketball.

The Dec. 7 matchup marked the first in five consecutive seasons of matchups between UK and institutions from the Southwestern Athletic Conference, which is made up of historically black colleges and universities. The annual series is called the Unity Series. The games will seek to raise awareness of the missions of the HBCUs and to raise funds to provide opportunities for students at their institutions.

This year's programming featured several events to provide educational opportunities for the teams and students at the two institutions, networking and community engagement.

The week began with a joint trip the National Underground Railroad Freedom Museum in Cincinnati on Dec. 5. Players, coaches and staff from both UK and Southern met at the Freedom Museum and received a guided tour. The museum was established in 2004 to reveal stories of freedom's heroes – from the era of the Underground Railroad to contemporary times – and to challenge and inspire people to take courageous steps for freedom.

On the day before the game, the UK Healthcare John Calipari Show featured Southern head coach and UK Athletics Hall of Famer Sean Woods alongside Calipari. While the show was on the air, the Wildcats and Jaguars enjoyed a team meal together at Malone's.

Prior to the radio show, TJ Besner, UK men's basketball's director of player development, met with the Southern players to outline trends regarding Name, Image and Likeness and provided coaching on personal branding and development.

"The way this world is right now, we need all to find a way to help one another," Woods said. "I think that's what this whole deal was all about. I'm just so thankful that Cal gave me the call first to do this because it was totally awesome."

At the game, 150 tickets were provided to three Lexington elementary schools identified by UK's Diversity Advocacy Council, who distributed them to students who are excelling in their classroom and school community.

Prior to the game, minority students currently enrolled at UK had the opportunity to meet with UK Athletics employees and gain foundational knowledge about the athletics department, the structure, its different units, and background information on the skill sets and personalities that might fit into those different areas. It was an opportunity for students to network with athletics department staff and learn more about the internship opportunities they may be interested in applying for in the future.

Later, the Unity Series will bring together faculty from the University of Kentucky's Sport Leadership Graduate Program and leaders from the Southern University and UK athletics departments for a virtual panel for all UK and SWAC undergraduate students interested in careers in college and professional athletics. The panel will discuss trends, hiring practices and



# NOTES

cycles, internships, and any other topics and questions raised by students.

Also, the University of Kentucky's Stuckert Career Center, which provides comprehensive career development programming, resources and services to the UK student body, will partner with SWAC institutions to provide shared resources and support to students throughout the SWAC and at UK.

As a part of the Unity Series, in partnership with the John McLendon Leadership Initiative – a coach-driven initiative to provide minorities a jump-start to their careers through practical experiences, opportunities to build their network, and instilling the values of John McLendon: integrity, education, leadership and mentorship – a position for a future leader will be created at the SWAC office in Birmingham, Alabama. The position will be funded by the University of Kentucky. Calipari spearheaded the MLI in conjunction with the Harvard men's basketball head coach Tommy Amaker, South Carolina head coach Frank Martin and the National Association of Collegiate Directors of Athletics in the summer of 2020.

## **Orlando "Tubby" Smith Forever in Rupp Arena Rafters**

Orlando "Tubby" Smith, who coached the University of Kentucky men's basketball program to the 1998 national championship and several Southeastern Conference titles, had a jersey retired in his honor before UK's game vs. Smith's current squad, High Point, on Dec. 31.

Smith was head coach of the Wildcats for 10 years, from the 1997-98 season through the 2006-07 campaign. His first team became known as the "Comeback Cats" after the Wildcats erased multiple double-digit deficits en route to a 35-4 record and UK's seventh national title.

Trailing Duke by 17 points, with less than 10 minutes to play in the South Regional final, the Wildcats stormed back to win 86-84. Down by 10 against Stanford in the second half of the NCAA semifinal, the Cats clawed back to force overtime and an eventual 86-85 victory. And, it wouldn't have been fitting if UK hadn't trailed Utah by 10 points at halftime of the title tilt, again rallying to take the trophy by a score of 78-69.

During his 10 seasons, Smith coached the Wildcats to at least 22 victories each season, totaling a 263-83 record (76.0%). His teams won five regular-season SEC championships and five SEC Tournament crowns, featuring a league title (regular season or tournament) in seven of his 10 years at UK. His teams advanced to the NCAA Tournament in all 10 seasons, including six trips to the Sweet Sixteen, and had a 23-9 record (71.9%) in the national playoffs.

Smith was three-time National Coach of the Year (1998, 2003, 2005) as well as a three-time SEC Coach of the Year selection while at UK. He also spent two seasons at UK as an assistant coach, 1989-90 and 1990-91, helping rebuild the program and achieving a 22-6 record and SEC-best 14-4 league mark during the 1991 campaign.

"The biggest thing is I want he and his wife and the kids to understand that this place, these fans, this school, this state, absolutely appreciates what he did while he coached here," John Calipari said.

During his outstanding career, Smith also was head coach at Tulsa, Georgia, Minnesota, Texas Tech and Memphis before his current post at his alma mater.

Smith is the 44th retired jersey to hang in the rafters of Rupp Arena, including fellow national championship coaches Adolph Rupp, Joe B. Hall and Rick Pitino.

Smith was elected by the Retired Jersey Subcommittee of the UK Athletics Hall of Fame Committee. The UK Athletics Hall of Fame was started in 2005 to recognize and honor persons whose participation and contributions enriched and strengthened the University's athletics program. There is a five-year waiting period, after leaving UK, to be eligible for inclusion into the Hall of Fame. Hall of Famers are eligible for jersey retirement five years after they have been elected to the Hall of Fame.

## **Reconnecting with Big Blue Nation and Giving Back**

One of John Calipari's main missions this summer was to reconnect his team with the Big Blue Nation.

The COVID-19 pandemic limited the Wildcats' interactions with fans during the 2020-21 season. Between reduced attendance at Rupp Arena (3,075 fans), no Big Blue Madness and considerable restrictions with various fan activities throughout the season, the 2020-21 group was deprived of one of the staples of the Kentucky program.

With many of the health and safety protocols scaled back this summer, Calipari made sure to take his team on the road and get in front of the Kentucky fan base.

While touring the state for its annual satellite camp tour, the Wildcats visited local community centers, regional health facilities and spent a morning at Fort Knox. Players and staff continued the touch points into the fall with visits throughout the state for ticket giveaways.

The motivation for Calipari is obviously to give back to the community, but it also benefits his players to see firsthand the role they play in the state.

"I want these players to realize the impact that they have in our state," Calipari said. "You understand that this is important to our state and it's about bringing people together, doing things to make a difference for people's lives, not trying to separate."

In addition to the focus this summer, Calipari's Wildcats were able to return to doing two staples over the holidays.

## **Wildcats Give Back for the Holidays**

In good times and tough times alike, Kentucky's commitment to servant leadership didn't waver this holiday season.

Dating back to his time at Memphis, John Calipari has worked with local businesses to partner and help families (usually around 10-12 families) in need for the holidays. Families are identified by local leaders and are uplifted with gifts, gift cards, food for the holidays, a new

mattress and even rent checks. In a typical year, there is a reception inside with a holiday meal and Christmas carols sung by the players.

The COVID-19 pandemic has forced Calipari and his team to get a little creative these past two years, but the event has continued on.

To practice social distancing and to continue to mitigate the coronavirus, the reception was held outdoors this year on the back porch of the Wildcat Coal Lodge. The Christmas carols continued -- from a distance -- as the players sang as the families watched from the back porch. Players, with personal protection equipment on, delivered the gifts and food to the trunks of the vehicles.

Local businesses Kroger, Tempur-Pedic, Kentucky Branded, and Lundy's assisted with the gifts and food this year.

Additionally, during Thanksgiving, the Wildcats served Thanksgiving dinner and handed out posters and T-shirts to residents at the Salvation Army.

## **Antigua, Coleman Highlight New-Look Bench**

The Kentucky coaching staff underwent an offseason transformation with a familiar face in Orlando Antigua returning to the UK bench and another top assistant from Illinois in Chin Coleman coming on board. Calipari also created a new position, hiring TJ Beisner as director of player development.

Antigua, a key assistant in the first five seasons of the Calipari era at Kentucky, rejoined the program as associate coach. Coleman joined the staff after four seasons with Illinois.

Antigua and Coleman occupy two of the three on-court assistant coaching positions on the 2021-22 staff. Jai Lucas remains in the other assistant coaching position and Bruiser Flint was elevated to associate to the head coach. Both Lucas and Flint are in their second seasons at Kentucky.

During Antigua's first stint at Kentucky, featuring the 2009-10 season through the 2013-14 national runner-up run, UK compiled a 152-37 record (80.4%) with a national championship, three Final Four appearances, and two Southeastern Conference regular-season titles and two SEC Tournament crowns.

Known for his eye on the recruiting trail, Antigua helped UK pull in five straight top-ranked recruiting classes (Recruiting Services Consensus Index). In his initial season with the Wildcats, Antigua saw three of his signees drafted in the first round of the 2010 NBA Draft. He was a central figure in the 2010 and 2011 No. 1 classes, which led UK to its eighth national title in 2012 and its first since 1998.

Coleman spent the previous four seasons with Illinois. He was instrumental in the development of Ayo Dosunmu, one of the country's best point guards over the last three seasons. Under Coleman's guidance, Dosunmu raked in dozens of national and conference honors, including USA Today National Player of the Year, Bob Cousy Point Guard of the Year and NCAA Consensus All-America First Team honors. He averaged 20.1 points and 5.3 assists to lead Illinois to a No. 1 seed in the NCAA Tournament.

With Coleman on the bench, Illinois posted back-to-back 20-win seasons the last two years for the first time since the 2012-13 and 2013-14 seasons and finished second in the Big Ten in 2021. With Coleman serving as a defensive coordinator in 2020-21, the Illini finished seventh in the country in the Ken Pomeroy's adjusted defensive rankings and hovered around the top spot for much of the season.

Beisner, who has more than 15 years of experience in media, communications and digital marketing, oversees the execution of all elements of the student-athlete's off-court experience, including primary areas of player welfare and branding.

In concert with Kentucky's brand and content team and the Kentucky Road initiative – Beisner leads and supports the Wildcats' brand-building strategy in the New Name, Image and Likeness era, monitors all changes in NCAA legislation and trends across college athletics to develop strategies and solutions to keep Kentucky at the forefront of college basketball, organizes and manages the program's community service involvement, provides support to players on non-basketball issues, and develops team-wide events focused on educating student-athletes on personal and career development.

Brad Calipari and Riley Welch also joined the staff as graduate assistants. They are involved in on-court activities with the Wildcats, including practices, individual workouts and film sessions.

Calipari played for the Wildcats from 2017-19 and was a part of a program that won 88 games, advanced to the Elite Eight twice, won an SEC regular-season championship and two SEC Tournament titles. He finished his collegiate career at Detroit Mercy where he saw action in 33 games over two seasons for the Titans. During the 2019-20 season, Calipari averaged 6.1 points per game and connected on 51 3-pointers.

A 2019 graduate of Kentucky with a degree in communication, Calipari earned his undergraduate degree in three years. He was a two-time SEC Academic Honor Roll member. At Detroit Mercy he completed a master's degree in liberal studies in May of 2021.

Welch just concluded a two-year career with the Wildcats and graduated in May with an undergraduate degree in liberal studies. He appeared in 34 career games as a Division I player split between two years at Kentucky and one at UC Irvine. Welch also played one season at the College of the Desert where he averaged 8.2 points and 5.0 assists per game.

## **Lucas Tabbed 'Rising Star' in The Athletics's '40 Under 40' List**

Jai Lucas was ranked by the Athletic as one of the most influential people in college basketball younger than 40 years old.

The "40 Under 40" list is comprised of figures of all ranks, head coaches, assistants included and contributors to the game. The list is intended to "spotlight not only the most visible



# NOTES

candidates (head coaches, broadcasters, players), but also a wide array of assistant coaches, writers, executives, administrators, bloggers, numbers crunchers and power brokers who give the sport its texture and flavor — and who themselves have a bright future."

Lucas, 32 years old, is in his second season as an assistant coach and the recruiting coordinator for UK.

Seth Davis, managing editor of the Athletic, headed up the list wrote that Lucas "brings an invaluable pedigree to the job. ... Lucas brings youthful energy to the gym and the recruiting trail, and his value to the program will only increase as he acquires more experience."

A former McDonald's High School All American and now a highly respected coach, Lucas joined the staff as a recruiting coordinator in August of 2020 and was quickly transitioned into a full-time assistant coaching role for the 2020-21 season.

As an assistant, Lucas has been tasked with taking a lead role in Kentucky's recruiting efforts while filling the traditional on-court roles of an assistant, including helping with game and practice preparation and playing a key role in player development through practice and individual workouts. Additionally, as recruiting coordinator, he manages official and unofficial visits and is responsible for the recruiting strategy for the program.

## **Fredrick Likely to Miss 2021-22 Season**

Redshirt junior guard CJ Fredrick underwent surgery on Nov. 16 to repair a left hamstring injury and is likely to miss the remainder of the 2021-22 season.

"This news hurts so much because I love this team and we have a great group of guys," Fredrick said. "I have the best teammates, coaches, medical staff, friends and family that will get me back where I need to be. We have a very special team this season and I will do whatever I can to support the team. I am looking forward to working hard and being the player I want to be for next season. I appreciate all the support of Big Blue Nation during this difficult time. My journey looks a little different, but I will be back."

Fredrick, who transferred from Iowa following the 2020-21 year, entered this season as the nation's leading returner in career 3-point field-goal percentage (46.6%) with a minimum of 150 attempts.

"I really hate this for CJ," John Calipari said. "He worked so hard for us this summer and made such a positive impact on our team and our culture. He has been an unbelievable teammate. CJ has a bright future ahead of him, and after being evaluated by our medical staff and specialists, it was clear the best thing for CJ was to get this surgery done now and get him back on a path to getting back on the court at 100%. He's been great throughout this whole thing and is already itching to get this process going so he can get back to doing what he loves to do."

The Cincinnati native made 83 3-pointers in two seasons at Iowa. Fredrick started all 27 games he appeared in as a redshirt sophomore in 2020-21 and averaged 7.5 points and 1.9 assists per game. He made three or more treys in six games, shot 47.4% from 3 — the second-best mark by a sophomore in program history — and posted a 5.2 assist-to-turnover ratio.

Fredrick made the All-Big Ten Freshman Team as a redshirt freshman in 2019-20 after averaging 10.2 points and 2.8 assists per game. He made 47 of 102 from long range and was one of three players nationally and the only player from a major conference dating back to 1993 with 65 or more assists, 32 or fewer turnovers, and 46% shooting or better from 3.

## **Wildcats Scoring Well in NCAA Academic Progress Rate**

The Wildcats received an NCAA award in the spring of 2020 for placing in the top 10% of all men's basketball teams in the country in the NCAA's annual Academic Progress Rate. UK scored a 994 out of a possible 1,000.

It marked the sixth straight year the men's basketball team has received the award and the seventh time since 2009.

The APR provides a real-time look at a team's academic success by the progress of each student-athlete on scholarship. The APR measures academic eligibility, retention and graduation. The scores are a four-year composite, covering the 2015-16 through 2018-19 school years.

Every Division I sports team across the nation calculates its APR each academic year, similar to a report card. Scholarship student-athletes each semester earn one point for remaining eligible and one point for staying in school or graduating.

UK has received a perfect 1,000 mark in six of the last seven single-year APR rates that have been released (numbers were not released in 2021 due to the COVID-19 pandemic). Teams scoring below 930 can face consequences intended to direct additional focus on academics. Those penalties can include practice restrictions and playing-season reductions.

The Wildcats routinely perform well in the classroom, including posting a 3.122 grade-point average in the 2020 fall semester.

## **Three Inducted into UK Athletics Hall of Fame**

Kentucky basketball greats Ron Mercer (1996-97), Wayne Turner (1996-99) and Nazr Mohammed (1996-98) were inducted into the UK Athletics Hall of Fame in early November.

Mercer and Turner were enshrined as a part of the 2020 class and Mohammed was a member of the 2021 class. The 2020 class was unable to be recognized last year due to the COVID-19 pandemic.

The UK Athletics Hall of Fame was started in 2005 to recognize and honor athletes, coaches and contributors whose participation and achievements enriched and strengthened the University's athletics program. The charter class included 88 individuals who had previously had their jersey retired by UK.

There is a five-year waiting period after leaving UK to be eligible for inclusion into the Hall

of Fame. A committee consisting of Hall of Famers, media members, campus representatives and current coaches and administrators elects new inductees each year.

Mercer was a member of the 1996 national championship team as well as the 1997 national runner-up team. He was an NCAA Consensus All-America First Team member in 1997 and a two-time NCAA Tournament All-Final Four Team selection.

After making the Southeastern Conference All-Freshman Team in 1996, Mercer was one of the top players in college basketball in 1997. In that season, he was named the NCAA Tournament West Regional Most Outstanding Player, Southeastern Conference Player of the Year by both the league's coaches and the Associated Press, and the 1997 SEC Tournament MVP. Mercer scored 725 points in his sophomore season, at the time the fifth most in a season in program history

Mercer is a member of Kentucky's 1,000-point club (1,013). He declared for the 1997 NBA Draft after his sophomore season and was drafted sixth overall by the Boston Celtics. He played eight seasons in the NBA.

Turner was a member of the 1996 and 1998 national championship teams as well as the 1997 national runner-up team. He finished his career as UK's and the NCAA's all-time games played leader with 151 games (now ranks second), UK's all-time steals leader with 238, and a member of UK's 1,000-point club (1,170).

During his career, Turner helped the Wildcats to two SEC regular-season championships and three SEC Tournament titles.

Turner was named to the 1997 NCAA Tournament All-West Regional Team, the 1998 NCAA Tournament All-South Region Most Outstanding Player and the 1998 SEC Tournament MVP. He was also selected for the All-SEC Third Team and the SEC All-Tournament Team in 1999. He played one season in the NBA.

Mohammed is a two-time national champion having played pivotal role on both the 1996 and 1998 teams. He was the second-leading scorer on the 35-4 squad that was dubbed the "Comeback Cats." He averaged 12 points, 7.2 rebounds and 1.9 blocks in 1998.

Mohammed was an All-SEC First Team selection in 1998 and was also named to the SEC All-Tournament Team after helping lead UK to a regular-season and tournament title.

Mohammed entered the NBA Draft following his junior season and was selected 29th overall by Utah. He played in more than 1,000 career NBA games. He scored nearly 6,000 points and hauled in nearly 5,000 rebounds during an 18-year career. Mohammed captured an NBA title in 2005 as a member of the San Antonio Spurs. He now serves as a scout for the Oklahoma City Thunder.

## **Rupp Arena Renovations Continue**

Renovations at Rupp Arena at Central Bank Center are continuing and nearing completion.

Originally announced when UK agreed to a new lease in December 2016, upper-level chair-back seating and new club areas were installed to Rupp Arena for the 2019-20 season with construction ongoing for club areas, expanded concourses, an exterior refresh and a new facade to the building.

Construction is expected to be completed in the spring of 2022.

Two club areas for season ticket holders have opened along with the president's suite. Fans in these new clubs are able to enjoy first-class amenities before, during and after games. These new clubs are crucial to providing the funds necessary for both the new lease agreement and the ongoing renovation of Rupp Arena. A third club area will be available for the 2021-22 season. Club membership does not include a ticketed seat and club members may have seats throughout Rupp Arena. Season ticket holders may purchase club memberships to accompany their season ticket package.

Construction will continue on the exterior of Rupp Arena with new metal "skin" and bold new metal and glass exterior that will wrap around the expanded concourse. The expanded concourse will feature 43,000 square feet of additional room once completed. Rupp Arena is also getting a new 85-foot tall multi-story atrium as its grand entrance into the renovated concourse. A 75-foot climate-controlled pedestrian bridge will provide a direct connection for fans from the Hyatt lobby straight into the Rupp Arena concourse.

This latest phase of Rupp renovations comes on the heels of the addition of a new center-hung scoreboard, ribbon boards, new sound system and lighting that have created a more dynamic game experience in Rupp.

The chair-back seating that was installed for the 2019-20 season was undertaken in response to years of feedback from fans asking for more comfortable seating in the upper level. The seating was installed in sections 211-217 and 228-234.

After the seat renovations, Rupp Arena now seats 20,500.





# KENTUCKY BY THE NUMBERS

| Date         | Opponent                              | Result                 | Points                       | Rebounds                     | Assists                      | Steals                      | Blocks                      |
|--------------|---------------------------------------|------------------------|------------------------------|------------------------------|------------------------------|-----------------------------|-----------------------------|
| N. 9         | vs. Duke <sup>1</sup>                 | L, 79-1                | Tshiebwe - 17                | Tshiebwe - 20 <sup>^</sup>   | Wheeler - 10 <sup>^</sup>    | Four tied - 1               | Tshiebwe - 2                |
| <b>N. 12</b> | <b>ROBERT MORRIS<sup>2</sup></b>      | W, 100-60              | Grady - 19 <sup>^</sup>      | Tshiebwe - 20 <sup>^</sup>   | Wheeler - 12 <sup>^</sup>    | Two tied - 3 <sup>^</sup>   | Collins - 4 <sup>^</sup>    |
| <b>N. 16</b> | <b>MOUNT ST. MARY'S<sup>2</sup></b>   | W, 80-55               | Tshiebwe - 24 <sup>^</sup>   | Tshiebwe - 16 <sup>^</sup>   | Wheeler - 8 <sup>^</sup>     | Two tied - 2 <sup>^</sup>   | Tshiebwe - 3 <sup>^</sup>   |
| <b>N. 19</b> | <b>OHIO<sup>2</sup></b>               | W, 77-59               | Brooks - 22 <sup>^</sup>     | Washington - 12 <sup>^</sup> | Washington - 5 <sup>^</sup>  | Two tied - 1 <sup>^</sup>   | Two tied - 1 <sup>^</sup>   |
| <b>N. 22</b> | <b>ALBANY</b>                         | W, 86-61               | Washington - 20 <sup>^</sup> | Tshiebwe - 14 <sup>^</sup>   | Wheeler - 7                  | Three tied - 1 <sup>^</sup> | Collins - 3 <sup>^</sup>    |
| <b>N. 26</b> | <b>NORTH FLORIDA</b>                  | W, 86-52               | Two tied - 14 <sup>^</sup>   | Tshiebwe - 16 <sup>^</sup>   | Wheeler - 14 <sup>^</sup>    | Washington - 4 <sup>^</sup> | Tshiebwe - 2 <sup>^</sup>   |
| <b>N. 29</b> | <b>CENTRAL MICHIGAN</b>               | W, 85-57               | Tshiebwe - 20 <sup>^</sup>   | Tshiebwe - 16 <sup>^</sup>   | Wheeler - 6 <sup>^</sup>     | Tshiebwe - 3 <sup>^</sup>   | Three tied - 1 <sup>^</sup> |
| <b>D. 7</b>  | <b>SOUTHERN<sup>3</sup></b>           | W, 76-64               | Tshiebwe - 23 <sup>^</sup>   | Tshiebwe - 11 <sup>^</sup>   | Wheeler - 6 <sup>^</sup>     | Two tied - 2                | Two tied - 4 <sup>^</sup>   |
| D. 11        | at Notre Dame                         | L, 66-62               | Tshiebwe - 25 <sup>^</sup>   | Two tied - 7 <sup>^</sup>    | Washington - 5 <sup>^</sup>  | Tshiebwe - 3 <sup>^</sup>   | Tshiebwe - 2 <sup>^</sup>   |
| D. 18        | vs. North Carolina <sup>4</sup>       | W, 98-69               | Wheeler - 26 <sup>^</sup>    | Tshiebwe - 12 <sup>^</sup>   | Wheeler - 8 <sup>^</sup>     | Wheeler - 4 <sup>^</sup>    | Two tied - 1 <sup>^</sup>   |
| <b>D. 22</b> | <b>WESTERN KENTUCKY</b>               | W, 95-60               | Grady - 23 <sup>^</sup>      | Tshiebwe - 28 <sup>^</sup>   | Wheeler - 8 <sup>^</sup>     | Tshiebwe - 3 <sup>^</sup>   | Collins - 2                 |
| <b>D. 29</b> | <b>MISSOURI*<sup>5</sup></b>          | W, 83-56               | Brooks - 17 <sup>^</sup>     | Tshiebwe - 20 <sup>^</sup>   | Wheeler - 9 <sup>^</sup>     | Two tied - 2 <sup>^</sup>   | Two tied - 2 <sup>^</sup>   |
| <b>D. 31</b> | <b>HIGH POINT</b>                     | W, 92-48               | Grady - 23 <sup>^</sup>      | Two tied - 8 <sup>^</sup>    | Washington - 9 <sup>^</sup>  | Three tied - 2              | Ware - 2 <sup>^</sup>       |
| J. 4         | at LSU* <sup>5</sup>                  | L, 65-60               | Mintz - 16 <sup>^</sup>      | Tshiebwe - 13 <sup>^</sup>   | Washington - 4 <sup>^</sup>  | Three tied - 2              | Six tied - 1                |
| <b>J. 8</b>  | <b>GEORGIA*<sup>5</sup></b>           | W, 92-77               | Tshiebwe - 29 <sup>^</sup>   | Tshiebwe - 17 <sup>^</sup>   | Washington - 17 <sup>^</sup> | Two tied - 2 <sup>^</sup>   | Tshiebwe - 2 <sup>^</sup>   |
| J. 11        | at Vanderbilt* <sup>5</sup>           | W, 78-68               | Tshiebwe - 30 <sup>^</sup>   | Tshiebwe - 13 <sup>^</sup>   | Washington - 4 <sup>^</sup>  | Three tied - 1              | Two tied - 1                |
| <b>J. 15</b> | <b>TENNESSEE*<sup>5</sup></b>         | W, 107-79              | Washington - 28 <sup>^</sup> | Tshiebwe - 12 <sup>^</sup>   | Wheeler - 8 <sup>^</sup>     | Two tied - 3 <sup>^</sup>   | Three tied - 1              |
| J. 19        | at Texas A&M* <sup>5</sup>            | W, 64-58               | Wheeler - 12                 | Tshiebwe - 14 <sup>^</sup>   | Wheeler - 4 <sup>^</sup>     | Tshiebwe - 3 <sup>^</sup>   | Tshiebwe - 3 <sup>^</sup>   |
| J. 22        | at Auburn* <sup>5</sup>               | L, 80-71               | Two tied - 17                | Tshiebwe - 14 <sup>^</sup>   | Two tied - 4                 | Three tied - 2 <sup>^</sup> | Tshiebwe - 4 <sup>^</sup>   |
| <b>J. 25</b> | <b>MISSISSIPPI STATE*<sup>5</sup></b> | W, 82-74 <sup>OT</sup> | Tshiebwe - 21                | Tshiebwe - 22 <sup>^</sup>   | Wheeler - 6 <sup>^</sup>     | Tshiebwe - 3                | Four tied - 1               |
| J. 29        | at Kansas <sup>5</sup>                | W, 80-62               | Brooks - 27 <sup>^</sup>     | Tshiebwe - 14 <sup>^</sup>   | Wheeler - 8 <sup>^</sup>     | Tshiebwe - 4 <sup>^</sup>   | ---                         |
| <b>F. 2</b>  | <b>VANDERBILT*<sup>5</sup></b>        | W, 77-70               | Mintz - 21                   | Tshiebwe - 17 <sup>^</sup>   | Wheeler - 9 <sup>^</sup>     | Tshiebwe - 4 <sup>^</sup>   | Ware - 2 <sup>^</sup>       |
| F. 5         | at Alabama* <sup>5</sup>              | W, 66-55               | Washington - 15 <sup>^</sup> | Tshiebwe - 15 <sup>^</sup>   | Wheeler - 7 <sup>^</sup>     | Tshiebwe - 4 <sup>^</sup>   | Two tied - 1 <sup>^</sup>   |
| F. 8         | at South Carolina* <sup>5</sup>       | W, 86-76               | Tshiebwe - 18 <sup>^</sup>   | Tshiebwe - 14 <sup>^</sup>   | Wheeler - 11 <sup>^</sup>    | Tshiebwe - 2 <sup>^</sup>   | Tshiebwe - 3 <sup>^</sup>   |
| <b>F. 12</b> | <b>FLORIDA*<sup>5</sup></b>           | W, 78-57               | Tshiebwe - 27 <sup>^</sup>   | Tshiebwe - 19 <sup>^</sup>   | Two with - 6 <sup>^</sup>    | Two with - 3 <sup>^</sup>   | ---                         |
| F. 15        | at Tennessee* <sup>5</sup>            | L, 76-63               | Tshiebwe - 13                | Tshiebwe - 15 <sup>^</sup>   | Wheeler - 5                  | Brooks - 3                  | Tshiebwe - 1                |
| <b>F. 19</b> | <b>ALABAMA*<sup>5</sup></b>           | W, 90-81               | Grady - 25                   | Tshiebwe - 14 <sup>^</sup>   | Three tied - 3               | Mintz - 3                   | Brooks - 2 <sup>^</sup>     |
| <b>F. 23</b> | <b>LSU*<sup>5</sup></b>               | W, 71-66               | Tshiebwe - 17                | Tshiebwe - 16 <sup>^</sup>   | Grady - 3                    | Mintz - 2 <sup>^</sup>      | Tshiebwe - 3 <sup>^</sup>   |
| F. 26        | at Arkansas* <sup>5</sup>             |                        |                              |                              |                              |                             |                             |
| <b>M. 1</b>  | <b>OLE MISS*<sup>5</sup></b>          |                        |                              |                              |                              |                             |                             |
| M. 5         | at Florida* <sup>5</sup>              |                        |                              |                              |                              |                             |                             |

All home games in **BOLD CAPS**

\*SEC game, ^game high

- 1 - Champions Classic (Madison Square Garden | New York)
- 2 - The Kentucky Classic (Rupp Arena | Lexington, Ky.)
- 3 - Unity Series (Rupp Arena | Lexington, Ky.)
- 4 - CBS Sports Classic (T-Mobile Arena | Las Vegas)
- 5 - Big 12/SEC Challenge (Allen Fieldhouse | Lawrence, Kan.)

## Times Led

Tshiebwe - 12  
Grady - 5  
Washington - 4  
Brooks - 3  
Wheeler - 3  
Mintz - 2  
Allen - 1

## Times Led

Tshiebwe - 27  
Brooks - 1  
Collins - 1  
Washington - 1

## Times Led

Wheeler - 20  
Washington - 7  
Mintz - 4  
Grady - 2  
Toppin - 1  
Tshiebwe - 1

## Times Led

Tshiebwe - 17  
Grady - 7  
Wheeler - 7  
Washington - 7  
Brooks - 4  
Mintz - 4  
Toppin - 2  
Allen - 1

## Times Led

Tshiebwe - 16  
Collins - 6  
Brooks - 5  
Toppin - 4  
Ware - 4  
Washington - 3  
Allen - 1  
Canada - 1  
Grady - 1  
Hopkins - 1  
Mintz - 1  
Wheeler - 1

## Comparing the Calipari Era

A look at the statistics throughout the John Calipari era through 28 games of the season ...

| Year    | FG%  | Opp. FG% | 3-Pt. FG% | FT%  | RPG  | Assists | TOs. | Blocks | Steals | Points | PPG  | Record            |
|---------|------|----------|-----------|------|------|---------|------|--------|--------|--------|------|-------------------|
| 2021-22 | .486 | .405     | .358      | .731 | 40.9 | 455     | 330  | 118    | 195    | 2,256  | 80.6 | 23-5              |
| 2020-21 | .417 | .413     | .335      | .729 | 38.0 | 314     | 349  | 148    | 157    | 1,761  | 70.4 | 9-16 <sup>^</sup> |
| 2019-20 | .463 | .387     | .337      | .793 | 37.2 | 386     | 357  | 147    | 145    | 2,090  | 74.6 | 23-5              |
| 2018-19 | .480 | .402     | .362      | .744 | 38.8 | 391     | 360  | 140    | 176    | 2,183  | 78.0 | 24-4              |
| 2017-18 | .465 | .410     | .333      | .693 | 39.2 | 371     | 384  | 141    | 159    | 2,134  | 76.2 | 19-9              |
| 2016-17 | .482 | .428     | .354      | .694 | 40.6 | 459     | 338  | 157    | 176    | 2,470  | 88.2 | 23-5              |
| 2015-16 | .474 | .392     | .354      | .682 | 39.1 | 394     | 322  | 159    | 166    | 2,205  | 78.8 | 21-7              |
| 2014-15 | .470 | .343     | .345      | .709 | 38.6 | 430     | 311  | 197    | 189    | 2,091  | 74.7 | 28-0              |
| 2013-14 | .462 | .397     | .321      | .680 | 41.6 | 326     | 348  | 179    | 135    | 2,179  | 77.8 | 21-7              |
| 2012-13 | .486 | .390     | .366      | .648 | 38.3 | 405     | 370  | 201    | 168    | 2,108  | 75.3 | 20-8              |
| 2011-12 | .485 | .363     | .381      | .721 | 39.3 | 378     | 331  | 255    | 183    | 2,173  | 77.6 | 27-1              |
| 2010-11 | .464 | .390     | .399      | .714 | 38.5 | 363     | 309  | 183    | 157    | 2,173  | 77.6 | 20-8              |
| 2009-10 | .480 | .378     | .358      | .676 | 42.5 | 426     | 419  | 200    | 203    | 2,253  | 80.5 | 27-1              |

<sup>^</sup>season concluded at 25 games



# MISCELLANEOUS STATS

## Game Leaders

| No. | Name                | Points  | Rebounds | Blocks  | Assists | Steals  | 10+ Pts  | 20+ Pts | 10+ Rebs | 3+ Assts | 3+ Blks | 3+ Stls | 3+ 3s   | Double-Double |
|-----|---------------------|---------|----------|---------|---------|---------|----------|---------|----------|----------|---------|---------|---------|---------------|
| 0   | Jacob Toppin*       | 0 (0)   | 0 (2)    | 4 (9)   | 1 (3)   | 2 (3)   | 6 (15)   | 0 (0)   | 0 (0)    | 4 (5)    | 1 (1)   | 0 (1)   | 0 (1)   | 0 (0)         |
| 1   | CJ Fredrick*        | 0 (4)   | 0 (0)    | 0 (3)   | 0 (5)   | 0 (7)   | 0 (19)   | 0 (5)   | 0 (0)    | 0 (21)   | 0 (0)   | 0 (0)   | 0 (12)  | 0 (0)         |
| 2   | Sahvir Wheeler      | 3 (10)  | 0 (2)    | 1 (2)   | 20 (68) | 7 (22)  | 11 (44)  | 2 (6)   | 0 (1)    | 22 (71)  | 0 (0)   | 3 (12)  | 0 (2)   | 2 (10)        |
| 3   | TyTy Washington Jr. | 4 (4)   | 1 (1)    | 3 (3)   | 7 (7)   | 7 (7)   | 16 (16)  | 4 (4)   | 1 (1)    | 17 (17)  | 0 (0)   | 3 (3)   | 2 (2)   | 2 (2)         |
| 4   | Daimion Collins     | 0 (0)   | 1 (1)    | 6 (6)   | 0 (0)   | 0 (0)   | 3 (3)    | 0 (0)   | 0 (0)    | 1 (1)    | 3 (3)   | 0 (0)   | 0 (0)   | 0 (0)         |
| 10  | Davion Mintz*       | 2 (12)  | 0 (4)    | 1 (8)   | 1 (30)  | 4 (28)  | 12 (53)  | 1 (4)   | 0 (0)    | 6 (58)   | 0 (0)   | 1 (5)   | 7 (21)  | 0 (0)         |
| 11  | Dontaie Allen       | 1 (4)   | 0 (1)    | 1 (2)   | 0 (0)   | 1 (5)   | 1 (5)    | 0 (2)   | 0 (0)    | 0 (0)    | 0 (0)   | 0 (0)   | 0 (3)   | 0 (0)         |
| 12  | Keion Brooks Jr.    | 3 (5)   | 1 (10)   | 5 (11)  | 0 (3)   | 4 (6)   | 14 (30)  | 3 (4)   | 0 (2)    | 2 (6)    | 0 (1)   | 2 (2)   | 0 (0)   | 0 (2)         |
| 14  | Brennan Canada      | 0 (0)   | 0 (0)    | 1 (1)   | 0 (0)   | 0 (0)   | 0 (0)    | 0 (0)   | 0 (0)    | 0 (0)    | 0 (0)   | 0 (0)   | 0 (0)   | 0 (0)         |
| 20  | Zan Payne           | 0 (0)   | 0 (0)    | 0 (0)   | 0 (0)   | 0 (0)   | 0 (0)    | 0 (0)   | 0 (0)    | 0 (0)    | 0 (0)   | 0 (0)   | 0 (0)   | 0 (0)         |
| 23  | Bryce Hopkins       | 0 (0)   | 0 (0)    | 1 (1)   | 0 (0)   | 0 (0)   | 1 (1)    | 0 (0)   | 0 (0)    | 1 (1)    | 0 (0)   | 0 (0)   | 0 (0)   | 0 (0)         |
| 25  | Kareem Watkins      | 0 (0)   | 0 (0)    | 0 (0)   | 0 (0)   | 0 (0)   | 0 (0)    | 0 (0)   | 0 (0)    | 0 (0)    | 0 (0)   | 0 (0)   | 0 (0)   | 0 (0)         |
| 31  | Kellan Grady*       | 5 (56)  | 0 (15)   | 1 (12)  | 2 (20)  | 7 (48)  | 16 (112) | 3 (47)  | 0 (1)    | 4 (48)   | 0 (0)   | 1 (12)  | 15 (58) | 0 (1)         |
| 34  | Oscar Tshiebwe*     | 12 (22) | 27 (47)  | 16 (27) | 1 (1)   | 17 (35) | 24 (48)  | 9 (11)  | 26 (41)  | 3 (4)    | 7 (10)  | 10 (12) | 0 (0)   | 22 (34)       |
| 55  | Lance Ware          | 0 (0)   | 0 (2)    | 4 (6)   | 0 (0)   | 0 (1)   | 0 (0)    | 0 (0)   | 0 (2)    | 0 (1)    | 0 (1)   | 0 (0)   | 0 (0)   | 0 (0)         |

*Career total in (parentheses); \*Includes pre-UK career*

## Games With ...

## Starting Lineups

| Guard      | Guard      | G/F    | Forward | Forward  | Games | W-L  |
|------------|------------|--------|---------|----------|-------|------|
| Wheeler    | Washington | Grady  | Brooks  | Tshiebwe | 22    | 17-5 |
| Grady      | Mintz      | Toppin | Brooks  | Tshiebwe | 2     | 2-0  |
| Washington | Mintz      | Grady  | Brooks  | Tshiebwe | 1     | 1-0  |
| Washington | Grady      | Toppin | Brooks  | Tshiebwe | 1     | 1-0  |
| Wheeler    | Washington | Grady  | Collins | Tshiebwe | 1     | 1-0  |
| Wheeler    | Mintz      | Grady  | Brooks  | Tshiebwe | 1     | 1-0  |

| Starter    | Games Started | Wins | Losses |
|------------|---------------|------|--------|
| Grady      | 28            | 23   | 5      |
| Tshiebwe   | 28            | 23   | 5      |
| Brooks     | 27            | 22   | 5      |
| Washington | 25            | 20   | 5      |
| Wheeler    | 24            | 19   | 5      |
| Mintz      | 4             | 4    | 0      |
| Toppin     | 3             | 3    | 0      |
| Collins    | 1             | 1    | 0      |

## Kentucky's Record When ...

| KENTUCKY RECORD                      | ALL  | SEC  | KENTUCKY RECORD                           | ALL  | SEC  |
|--------------------------------------|------|------|---|------|------|
| <b>Leading at halftime:</b>          | 21-2 | 10-1 | <b>On CBS:</b>                            | 2-1  | 1-1  |
| <b>Tied at the half:</b>             | 0-0  | 0-0  | <b>On TBS:</b>                            | 0-0  | 0-0  |
| <b>Trailing at halftime:</b>         | 2-3  | 2-2  | <b>On ESPN/ESPN2/ESPNU:</b>               | 9-4  | 7-2  |
| <b>Shoot 50% or better:</b>          | 12-1 | 5-1  | <b>On SEC Network:</b>                    | 10-0 | 4-0  |
| <b>Shoot less than 50%:</b>          | 11-4 | 7-2  | <b>On ESPN+/SEC Network+:</b>             | 2-0  | 0-0  |
| <b>Shoot higher % than opp.:</b>     | 21-0 | 10-0 | <b>vs. SEC at home:</b>                   | 8-0  | 8-0  |
| <b>Shoot lower % than opp.:</b>      | 2-5  | 2-3  | <b>vs. SEC on road:</b>                   | 4-3  | 4-3  |
| <b>Opp. shoot worse than 50%:</b>    | 21-3 | 10-2 | <b>Games vs. AP ranked opp.:</b>          | 3-4  | 2-3  |
| <b>Opp. shoot 50% or higher:</b>     | 2-2  | 2-1  | <b>Games following a loss:</b>            | 5-0  | 3-0  |
| <b>Score less than 60 points:</b>    | 0-0  | 0-0  | <b>Games following a win:</b>             | 18-4 | 9-3  |
| <b>Score 60-69 points:</b>           | 2-3  | 2-2  | <b>More points in the paint:</b>          | 21-1 | 10-1 |
| <b>Score 70-79 points:</b>           | 6-2  | 4-1  | <b>Fewer or same points in the paint:</b> | 2-4  | 2-2  |
| <b>Score 80-89 points:</b>           | 8-0  | 3-0  | <b>More bench points than opp.:</b>       | 10-2 | 4-1  |
| <b>Score 90-99 points:</b>           | 5-0  | 2-0  | <b>Fewer or same bench pts.:</b>          | 13-3 | 8-2  |
| <b>Score 100+ points:</b>            | 2-0  | 1-0  | <b>More second-chance points:</b>         | 20-3 | 9-2  |
| <b>Opp. score less than 60 pts.:</b> | 9-0  | 4-0  | <b>Fewer or same second-chance pts.:</b>  | 3-2  | 3-1  |
| <b>Opp. score 60-69 pts.:</b>        | 8-2  | 2-1  | <b>More points off TOs:</b>               | 15-3 | 8-2  |
| <b>Opp. score 70-79 pts.:</b>        | 5-2  | 5-1  | <b>Fewer or same points off TOs:</b>      | 8-2  | 4-1  |
| <b>Opp. score 80-89 pts.:</b>        | 1-1  | 1-1  | <b>On Monday:</b>                         | 2-0  | 0-0  |
| <b>Opp. score 90-99 pts.:</b>        | 0-0  | 0-0  | <b>On Tuesday:</b>                        | 5-3  | 3-2  |
| <b>Opp. score 100+ points:</b>       | 0-0  | 0-0  | <b>On Wednesday:</b>                      | 5-0  | 4-0  |
| <b>Outrebounded by opponent:</b>     | 20-2 | 9-1  | <b>On Thursday:</b>                       | 0-0  | 0-0  |
| <b>Equal number of rebounds:</b>     | 3-2  | 3-1  | <b>On Friday:</b>                         | 4-0  | 0-0  |
| <b>Fewer turnovers than opp.:</b>    | 0-1  | 0-1  | <b>On Saturday:</b>                       | 7-2  | 5-1  |
| <b>Same turnovers as opp.:</b>       | 13-2 | 6-1  | <b>On Sunday:</b>                         | 0-0  | 0-0  |
| <b>More turnovers than opp.:</b>     | 1-1  | 1-1  | <b>In November:</b>                       | 6-1  | 0-0  |
| <b>Make 8 or more 3-pointers:</b>    | 9-2  | 5-1  | <b>In December:</b>                       | 5-1  | 1-0  |
| <b>Make 7 or fewer 3-pointers:</b>   | 8-1  | 4-1  | <b>In January:</b>                        | 6-2  | 5-2  |
| <b>Games decided by 5 or fewer:</b>  | 15-4 | 8-2  | <b>In February:</b>                       | 6-1  | 6-1  |
| <b>Overtime games:</b>               | 1-2  | 1-1  | <b>In March:</b>                          | 0-0  | 0-0  |
|                                      | 1-0  | 1-0  | <b>In April:</b>                          | 0-0  | 0-0  |

## Streaks

|                                   |        |
|-----------------------------------|--------|
| Overall                           | Won 2  |
| Unranked AP teams anywhere        | Won 13 |
| Ranked AP teams anywhere          | Won 1  |
| Home                              | Won 18 |
| Home AP ranked teams              | Won 2  |
| Home AP unranked teams            | Won 16 |
| Home SEC                          | Won 9  |
| Home nonconference                | Won 9  |
| Home AP ranked SEC                | Won 2  |
| Home AP unranked SEC              | Won 7  |
| Home AP ranked nonconference      | Won 2  |
| Home AP unranked nonconference    | Won 9  |
| Road                              | Lost 1 |
| Road AP ranked teams              | Lost 1 |
| Road AP unranked teams            | Won 4  |
| Road SEC                          | Lost 1 |
| Road nonconference                | Won 1  |
| Road AP ranked SEC                | Lost 3 |
| Road AP unranked SEC              | Won 4  |
| Road AP ranked nonconference      | Won 3  |
| Road AP unranked nonconference    | Lost 2 |
| Neutral                           | Won 1  |
| Neutral AP ranked teams           | Lost 4 |
| Neutral AP unranked teams         | Won 1  |
| Neutral SEC                       | Lost 3 |
| Neutral nonconference             | Won 1  |
| Neutral AP ranked SEC             | Lost 2 |
| Neutral AP unranked SEC           | Lost 1 |
| Neutral AP ranked nonconference   | Lost 4 |
| Neutral AP unranked nonconference | Won 1  |

## Miscellaneous

### Charges Drawn

|                         |
|-------------------------|
| TyTy Washington Jr. - 6 |
| Sahvir Wheeler - 3      |
| Kellan Grady - 2        |
| Davion Mintz - 2        |
| Jacob Toppin - 2        |
| Oscar Tshiebwe - 1      |

### First Sub

|                     |
|---------------------|
| Jacob Toppin - 14   |
| Daimion Collins - 6 |
| Davion Mintz - 5    |
| Bryce Hopkins - 2   |
| Lance Ware - 2      |

### 5-Second Violations

|                        |
|------------------------|
| Forced by Kentucky - 0 |
| Forced by Opponent - 1 |

### 10-Second Violations

|                        |
|------------------------|
| Forced by Kentucky - 2 |
| Forced by Opponent - 1 |

### Shot-Clock Violations

|                         |
|-------------------------|
| Forced by Kentucky - 17 |
| Forced by Opponent - 11 |

### Tipoffs (including OT)

|                      |
|----------------------|
| Won by Kentucky - 16 |
| Won by Opponent - 11 |

### 3-Point Plays

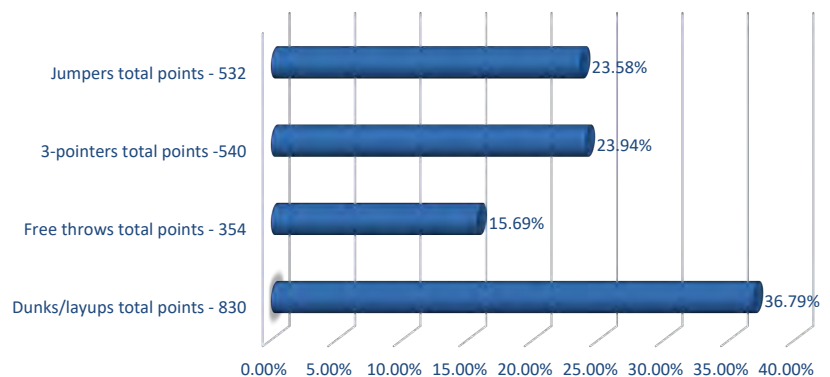
|                         |
|-------------------------|
| Oscar Tshiebwe - 13     |
| Kellan Grady - 5        |
| Keion Brooks Jr. - 3    |
| Davion Mintz - 3        |
| TyTy Washington Jr. - 3 |
| Jacob Toppin - 2        |
| Sahvir Wheeler - 2      |
| Bryce Hopkins - 1       |

### 4-Point Plays

|                  |
|------------------|
| Kellan Grady - 1 |
| Davion Mintz - 1 |

## How the Cats are Scoring

### Percentage of Point Distribution



## Dunk Tracker

| Player              | Dunks in 2021-22 | Dunks in Career |
|---------------------|------------------|-----------------|
| Oscar Tshiebwe      | 43               | 74              |
| Keion Brooks Jr.    | 29               | 49              |
| Jacob Toppin        | 26               | 49              |
| Kellan Grady        | 6                | 42              |
| Daimion Collins     | 22               | 22              |
| Davion Mintz        | 3                | 15              |
| Lance Ware          | 10               | 13              |
| Dontaie Allen       | 3                | 4               |
| Bryce Hopkins       | 2                | 2               |
| TyTy Washington Jr. | 2                | 2               |

## Fast Facts

|                         |       |
|-------------------------|-------|
| Shooting Percentage     | .486  |
| Avg. Assists Per Game   | 16.3  |
| Points Off Turnovers    | 15.8  |
| Second-Chance Points    | 14.6  |
| Points in the Paint     | 36.8  |
| Fast Break Points       | 14.0  |
| Bench Points            | 19.3  |
| Points Per Possession   | 1.153 |
| Avg. Time of Possession | 16.9  |

## First Points of the Game

| Player     | Dunk/Layup | Jumper | 3PT | FT |
|------------|------------|--------|-----|----|
| Brooks     | 2          | 5      |     |    |
| Collins    | 1          |        |     |    |
| Grady      |            |        | 4   | 1  |
| Tshiebwe   | 4          | 2      |     |    |
| Washington | 1          | 4      | 2   | 1  |
| Wheeler    | 1          |        |     |    |



# THE LAST TIME UK ...

## INDIVIDUALS

### SCORING

**Scored 25 points:** Kellan Grady (25) vs. ALABAMA, 2/19/22  
**Scored 30 points:** Oscar Tshiebwe (30) at Vanderbilt, 1/11/22  
**Scored 35 points:** De'Aaron Fox (39) vs. UCLA, 3/24/17  
**Scored 40 points:** Malik Monk (47) vs. North Carolina, 12/17/16  
**Scored 45 points:** Malik Monk (47) vs. North Carolina, 12/17/16  
**Scored 50 points:** Jodie Meeks (54) at Tennessee, 1/13/09  
**Scored 55 points:** Never  
**Two players had 20 points:** Kellan Grady (25) and Oscar Tshiebwe (21) vs. ALABAMA, 2/19/22  
**Three players had 20 points:** DeMarcus Cousins (27), John Wall (21), Patrick Patterson (20) vs. SAM HOUSTON STATE, 11/19/09  
**Two players had 30 points:** Patrick Patterson (33) and Jodie Meeks (32) vs. TENNESSEE STATE, 12/22/08  
**Scored 20 points in two straight games:** Keion Brooks Jr. (2), 1/29/22 - 2/2/22  
**Scored 20 points in three straight games:** Oscar Tshiebwe (3), 11/29/21 - 12/11/21  
**Scored 20 points in four straight games:** PJ Washington (4), 2/5/19 - 2/16/19  
**Scored 20 points in five straight games:** Jamal Murray (12), 2/2/16 - 3/12/16  
**Scored 20 points in six straight games:** Jamal Murray (12), 2/2/16 - 3/12/16  
**Scored 20 points in seven straight games:** Jamal Murray (12), 2/2/16 - 3/12/16  
**Scored 20 points in eight straight games:** Jamal Murray (12), 2/2/16 - 3/12/16  
**Scored 20 points in nine straight games:** Jamal Murray (12), 2/2/16 - 3/12/16  
**Scored 20 points in 10 straight games:** Jamal Murray (12), 2/2/16 - 3/12/16  
**Scored 20 points in 11 straight games:** Jamal Murray (12), 2/2/16 - 3/12/16  
**Scored 20 points in 12 straight games:** Jamal Murray (12), 2/2/16 - 3/12/16  
**Scored 20 points in 15 straight games:** Dan Issel (18), 12/1/69 - 2/7/70  
**Scored 25 points in two straight games:** Oscar Tshiebwe (2), 1/8/22 - 1/11/22  
**Scored 25 points in three straight games:** Tayshaun Prince (3), 3/11/01-3/17/01  
**Scored 30 points in two straight games:** Jodie Meeks vs. Appalachian State (46), 12/20/08; vs. TENNESSEE STATE (32), 12/22/08  
**Scored 30 points in three straight games:** Dan Issel (6) 2/14/70 - 3/2/70  
**Scored in double figures in 10 straight games:** Oscar Tshiebwe (10), 1/19/22-2/23/22  
**Scored in double figures in 15 straight games:** Immanuel Quickley (20), 12/28/19-3/7/20  
**Scored in double figures in 20 straight games:** Immanuel Quickley (20), 12/28/19-3/7/20  
**Scored in double figures in 25 straight games:** Malik Monk (30), 11/11/16-2/28/17  
**Scored in double figures in 30 straight games:** Malik Monk (30), 11/11/16-2/28/17  
**Scored in double figures in 33 straight games:** Jamal Murray (34), 11/17/15 - 3/19/16  
**Scored in double figures in 34 straight games:** Jamal Murray (34), 11/17/15 - 3/19/16  
**Scored in double figures in 35 straight games:** Kenny Walker (36), 11/14/85 - 3/22/86  
**Five players scored in double figures:** TyTy Washington Jr. (15), Keion Brooks Jr. (10), Oscar Tshiebwe (10), Kellan Grady (10), Daimion Collins (10) at Alabama, 2/5/22  
**Six players scored in double figures:** Kellan Grady (19), Daimion Collins (14), Oscar Tshiebwe (14), Keion Brooks Jr. (13), Davion Mintz (13), TyTy Washington Jr. (10) vs. ROBERT MORRIS, 11/12/21  
**Seven players scored in double figures:** Randolph Morris (17), Kelenna Azubuike (15), Patrick Sparks (14), Chuck Hayes (12), Rajon Rondo (11), Ravi Moss (10) and Ramel Bradley (10) vs. MISSISSIPPI STATE 2/19/05  
**Four players with 15 or more points:** Kevin Knox (22), Quade Green (18), Shai Gilgeous-Alexander (17), Wenyen Gabriel (15) vs. OLE MISS, 2/28/18

### DOUBLE-DOUBLES

**Double-double:** Oscar Tshiebwe (17 points, 16 rebounds) vs. LSU, 2/23/22  
**Triple-double:** Isaiah Briscoe (19 points, 11 rebounds, 10 assists) at Ole Miss, 12/29/16  
**20-10 (rebs) game:** Oscar Tshiebwe (21 points, 14 rebounds) vs. ALABAMA, 2/19/22  
**20-10 (assts) game:** De'Aaron Fox (24 points, 10 assists) vs. North Carolina, 12/17/16

**20-15 game:** Oscar Tshiebwe (27 points, 19 rebounds) vs. FLORIDA, 2/12/22  
**20-20 game:** Oscar Tshiebwe (21 points, 22 rebounds) vs. MISSISSIPPI STATE, 1/25/22  
**30-10 game:** Oscar Tshiebwe (30 points, 13 rebounds) at Vanderbilt, 1/11/22  
**Back-to-back 20-10 games:** Oscar Tshiebwe (29 p, 17 r) vs. GEORGIA, 1/8/22; (30 p, 13 r) at Vanderbilt, 1/11/22  
**Three straight 20-10 games:** Julius Randle (23 p, 16 r) vs. UNC ASHEVILLE, 11/8/13; (22 p, 14 r) vs. NORTHERN KENTUCKY, 11/10/13; (27 p, 13 r) vs. Michigan State, 11/12/13  
**Double-double in points and rebs.:** Oscar Tshiebwe (17 points, 16 rebounds) vs. LSU, 2/23/22  
**Double-double in points and assists:** TyTy Washington Jr. (17 points, 17 assists) vs. GEORGIA, 1/8/22  
**Double-double in points and blocks:** Never  
**Double-double in points and steals:** Never  
**Double-double in two consecutive games:** Oscar Tshiebwe (10) 1/19/22-2/23/22  
**Double-double in three consecutive games:** Oscar Tshiebwe (10) 1/19/22-2/23/22  
**Double-double in four consecutive games:** Oscar Tshiebwe (10) 1/19/22-2/23/22  
**Double-double in five consecutive games:** Oscar Tshiebwe (10) 1/19/22-2/23/22  
**Double-double in six consecutive games:** Oscar Tshiebwe (10) 1/19/22-2/23/22  
**Double-double in seven consecutive games:** Oscar Tshiebwe (10) 1/19/22-2/23/22  
**Double-double in eight consecutive games:** Oscar Tshiebwe (10) 1/19/22-2/23/22  
**Double-double in nine consecutive games:** Oscar Tshiebwe (10) 1/19/22-2/23/22  
**Double-double in 10 consecutive games:** Oscar Tshiebwe (10) 1/19/22-2/23/22  
**Double-double in 11 consecutive games:** Dan Issel (12) 12/27/69-2/7/70  
**Double-double in 12 consecutive games:** Dan Issel (12) 12/27/69-2/7/70  
**Two players record double-doubles:** Oscar Tshiebwe (12 points, 16 rebounds), Sahvir Wheeler (12 points, 14 assists) vs. NORTH FLORIDA, 11/26/21  
**Three players record double-doubles:** PJ Washington (20 points, 13 rebounds), Reid Travis (18 points, 12 rebounds), Keldon Johnson (15 points, 10 rebounds) vs. KANSAS, 1/26/19  
**Four players record double-doubles:** Jack Givens (30 pts, 13 rebs), Kyle Macy (16 pts, 10 assts), Mike Phillips (22 pts, 18 rebs), Rick Robey (23 pts, 13 rebs) vs. SMU 11/26/77  
**Five players record double-doubles:** Never

### FIELD GOALS

**Made 12 FG in a game:** Oscar Tshiebwe (13) vs. GEORGIA, 1/8/22  
**Made 15 FG in a game:** Malik Monk (18) vs. North Carolina, 12/17/16  
**Made 16 FG in a game:** Malik Monk (18) vs. North Carolina, 12/17/16  
**Made 17 FG in a game:** Malik Monk (18) vs. North Carolina, 12/17/16  
**Made 18 FG in a game:** Malik Monk (18) vs. North Carolina, 12/17/16  
**Made 19 FG in a game:** Dan Issel (19) at Alabama, 2/23/70  
**Made 20 FG in a game:** Dan Issel (23) at Ole Miss, 2/7/70  
**Made 21 FG in a game:** Dan Issel (23) at Ole Miss, 2/7/70  
**Made 22 FG in a game:** Dan Issel (23) at Ole Miss, 2/7/70  
**Made 23 FG in a game:** Dan Issel (23) at Ole Miss, 2/7/70  
**Made 24 FG in a game:** Never  
**Attempted 17 FG in a game:** Oscar Tshiebwe (20) vs. GEORGIA, 1/8/22  
**Attempted 18 FG in a game:** Oscar Tshiebwe (20) vs. GEORGIA, 1/8/22  
**Attempted 19 FG in a game:** Oscar Tshiebwe (20) vs. GEORGIA, 1/8/22  
**Attempted 20 FG in a game:** Oscar Tshiebwe (20) vs. GEORGIA, 1/8/22  
**Attempted 25 FG in a game:** Malik Monk (28) vs. North Carolina, 12/17/16

### 3-POINTERS

**Made 5 3-pointers in a game:** Kellan Grady (7) vs. ALABAMA, 2/19/22  
**Made 6 3-pointers in a game:** Kellan Grady (7) vs. ALABAMA, 2/19/22  
**Made 7 3-pointers in a game:** Kellan Grady (7) vs. ALABAMA, 2/19/22  
**Made 8 3-pointers in a game:** Immanuel Quickley (8) at Texas A&M, 2/25/20  
**Made 9 3-pointers in a game:** Jodie Meeks (10) at Tennessee, 1/13/09  
**Made 10 3-pointers in a game:** Jodie Meeks (10) at Tennessee, 1/13/09  
**Made 11 3-pointers in a game:** Never

**Two players made at least 5 3-pointers in a game:** Davion Mintz (6), Brandon Boston Jr. (6) vs. SOUTH CAROLINA, 3/6/21  
**Two players made at least 6 3-pointers in a game:** Davion Mintz (6), Brandon Boston Jr. (6) vs. SOUTH CAROLINA, 3/6/21  
**Two players made at least 7 3-pointers in a game:** Never  
**Attempted 10 3-pointers in a game:** Kellan Grady (11) vs. MISSISSIPPI STATE, 1/25/22  
**Attempted 15 3-pointers in a game:** Jodie Meeks (15) at Tennessee, 1/13/09  
**Attempted 16 3-pointers in a game:** Derrick Miller (16) vs. LSU 2/15/90  
**Attempted 17 3-pointers in a game:** Derrick Miller (19) at Kansas 12/9/89  
**Attempted 18 3-pointers in a game:** Derrick Miller (19) at Kansas 12/9/89  
**Attempted 19 3-pointers in a game:** Derrick Miller (19) at Kansas 12/9/89  
**Attempted 20 3-pointers in a game:** Never  
**Made a 3-pointer in 10 straight games:** Kellan Grady (21), 11/29/21 - 2/19/22  
**Made a 3-pointer in 15 straight games:** Kellan Grady (21), 11/29/21 - 2/19/22  
**Made a 3-pointer in 20 straight games:** Kellan Grady (21), 11/29/21 - 2/19/22  
**Made a 3-pointer in 30 straight games:** Jamal Murray (36), 11/13/15 - 3/19/16  
**Made two 3-pointers in 10 straight games:** Kevin Knox (11), 2/10/16 - 3/11/18  
**Made three 3-pointers in 10 straight games:** Gerald Fitch (20), 1/14/03 - 3/23/03  
**Made three 3-pointers in 15 straight games:** Gerald Fitch (20), 1/14/03 - 3/23/03  
**Made three 3-pointers in 20 straight games:** Gerald Fitch (20), 1/14/03 - 3/23/03  
**Made three 3-pointers in 25 straight games:** Keith Bogans (29), 3/14/02 - 2/26/03

### FREE THROWS

**Made 8 FT in a game:** Keion Brooks Jr. (9) at Kansas, 1/29/22  
**Made 9 FT in a game:** Keion Brooks Jr. (9) at Kansas, 1/29/22  
**Made 10 FT in a game:** Olivier Sarr (14) vs. VANDERBILT, 1/5/21  
**Made 11 FT in a game:** Olivier Sarr (14) vs. VANDERBILT, 1/5/21  
**Made 12 FT in a game:** Olivier Sarr (14) vs. VANDERBILT, 1/5/21  
**Made 13 FT in a game:** Olivier Sarr (14) vs. VANDERBILT, 1/5/21  
**Made 14 FT in a game:** Olivier Sarr (14) vs. VANDERBILT, 1/5/21  
**Made 15 FT in a game:** Rodrick Rhodes (16) vs. Ole Miss, 1/18/95  
**Made 16 FT in a game:** Rodrick Rhodes (16) vs. Ole Miss, 1/18/95  
**Made 17 FT in a game:** Dwight Anderson (18) vs. MISSISSIPPI STATE, 2/12/79  
**Made 18 FT in a game:** Dwight Anderson (18) vs. MISSISSIPPI STATE, 2/12/79  
**Made 18 FT in a game:** Never  
**Attempted 10 FT in a game:** Oscar Tshiebwe (11) vs. LSU, 2/23/22  
**Attempted 15 FT in a game:** Olivier Sarr (17) vs. VANDERBILT, 1/2/21  
**Attempted 20 FT in a game:** PJ Washington (20) vs. Kansas State, 3/22/18  
**Attempted 25 FT in a game:** Never  
**Made 20 Straight FT:** Immanuel Quickley (20), 2/22/20 - 3/3/20  
**Made 30 Straight FT:** Tyler Herro (38), 2/16/19 - 3/29/19

### REBOUNDS

**15 Rebs:** Oscar Tshiebwe (16) vs. LSU, 2/23/22  
**20 Rebs:** Oscar Tshiebwe (22) vs. MISSISSIPPI STATE, 1/25/22  
**25 Rebs:** Oscar Tshiebwe (28) vs. WESTERN KENTUCKY, 12/22/21  
**26 Rebs:** Oscar Tshiebwe (28) vs. WESTERN KENTUCKY, 12/22/21  
**27 Rebs:** Oscar Tshiebwe (28) vs. WESTERN KENTUCKY, 12/22/21  
**28 Rebs:** Oscar Tshiebwe (28) vs. WESTERN KENTUCKY, 12/22/21  
**30 Rebs:** Cotton Nash (30) vs. OLE MISS, 2/8/64  
**34 Rebs:** Bob Burrow (34) vs. TEMPLE, 12/10/55  
**35 Rebs:** Never  
**20+ Rebs in two consecutive games:** Oscar Tshiebwe (2), 12/22/21 - 12/29/22  
**10+ Rebs in three consecutive games:** Oscar Tshiebwe (15), 1/4/22 - 2/23/22  
**10+ Rebs in four consecutive games:** Oscar Tshiebwe (15), 1/4/22 - 2/23/22  
**10+ Rebs in five consecutive games:** Oscar Tshiebwe (15),



# THE LAST TIME UK ...

1/4/22 - 2/23/22  
**10+ rebs in 10 consecutive games:** Oscar Tshiebwe (15), 1/4/22 - 2/23/22  
**10+ rebs in 15 consecutive games:** Oscar Tshiebwe (15), 1/4/22 - 2/23/22  
**Two players had 10 rebounds:** Isaiah Jackson (10), Lance Ware (10) at Missouri, 2/3/21  
**Three players had 10 rebounds:** Isaiah Jackson (14), Olivier Sarr (11), Brandon Boston Jr. (10) vs. RICHMOND, 11/29/20

## ASSISTS

**6 assists:** Sahvir Wheeler (6); TyTy Washington Jr. (6) vs. FLORIDA, 2/12/22  
**7 assists:** Sahvir Wheeler (11) at South Carolina, 2/8/22  
**8 assists:** Sahvir Wheeler (11) at South Carolina, 2/8/22  
**9 assists:** Sahvir Wheeler (11) at South Carolina, 2/8/22  
**10 assists:** Sahvir Wheeler (11) at South Carolina, 2/8/22  
**11 assists:** Sahvir Wheeler (11) at South Carolina, 2/8/22  
**12 assists:** TyTy Washington Jr. (17) vs. GEORGIA, 1/8/22  
**13 assists:** TyTy Washington Jr. (17) vs. GEORGIA, 1/8/22  
**14 assists:** TyTy Washington Jr. (17) vs. GEORGIA, 1/8/22  
**15 assists:** TyTy Washington Jr. (17) vs. GEORGIA, 1/8/22  
**16 assists:** TyTy Washington Jr. (17) vs. GEORGIA, 1/8/22  
**17 assists:** TyTy Washington Jr. (17) vs. GEORGIA, 1/8/22  
**18 assists:** Never  
**5+ assists in four consecutive games:** Sahvir Wheeler (7), 1/25/22 - 2/15/22  
**8+ assists in two consecutive games:** Sahvir Wheeler (2), 1/29/22 - 2/2/22

## BLOCKS

**4 blocks:** Oscar Tshiebwe (4) at Auburn, 1/22/22  
**5 blocks:** Isaiah Jackson (7) vs. ALABAMA, 1/12/21  
**6 blocks:** Isaiah Jackson (7) vs. ALABAMA, 1/12/21  
**7 blocks:** Isaiah Jackson (7) vs. ALABAMA, 1/12/21  
**8 blocks:** Isaiah Jackson (8) vs. Kansas, 12/1/20  
**9 blocks:** Willie Cauley-Stein (9) vs. BOISE STATE, 12/10/13  
**10 blocks:** Nerlens Noel (12) at Ole Miss, 1/29/13  
**11 blocks:** Nerlens Noel (12) at Ole Miss, 1/29/13  
**12 blocks:** Nerlens Noel (12) at Ole Miss, 1/29/13  
**13 blocks:** Never

## STEALS

**4 steals:** Oscar Tshiebwe (4) at Alabama, 2/5/22  
**5 steals:** Ashton Hagans (5) vs. TEXAS A&M, 1/8/19  
**6 steals:** Ashton Hagans (8) vs. North Carolina, 12/22/18  
**7 steals:** Ashton Hagans (8) vs. North Carolina, 12/22/18  
**8 steals:** Ashton Hagans (8) vs. North Carolina, 12/22/18  
**9 steals:** Never  
**3+ steals in five consecutive games:** Ashton Hagans (7), 12/22/18 - 1/19/19  
**3+ steals in 10 consecutive games:** Never

## MINUTES

**Played every minute:** Kellan Grady (40) vs. LSU, 2/23/22  
**Played 40+ minutes:** Kellan Grady (43) vs. MISSISSIPPI STATE, 1/25/22  
**Played more than 50 minutes:** Patrick Patterson (50) vs. VANDERBILT, 1/12/08

## FOULS

**Fouled out:** Jacob Toppin at Auburn, 1/22/22  
**Two players fouled out:** Isaiah Jackson and Davion Mintz at Vanderbilt, 2/17/21  
**Three players fouled out:** Terrence Clarke, Isaiah Jackson, Olivier Sarr, Lance Ware vs. North Carolina, 12/19/20  
**Four players fouled out:** Terrence Clarke, Isaiah Jackson, Olivier Sarr, Lance Ware vs. North Carolina, 12/19/20  
**Technical foul:** Lance Ware vs. LSU, 2/23/22

## TEAM

### WINS/LOSSES

**Won 10 straight games:** 10, 1/8/19 - 2/9/19  
**Won 20 straight games:** 38, 11/14/14 - 3/28/15  
**Won 30 straight games:** 38, 11/14/14 - 3/28/15  
**Won 40 straight games:** Never  
**Lost consecutive games:** 2, 3/11/21 - 11/9/21  
**Lost three straight games:** 4, 1/26/21 - 2/9/21  
**Lost four straight games:** 4, 1/26/21 - 2/9/21  
**Lost five straight games:** 6, 11/29/20 - 12/26/20  
**Lost six straight games:** 6, 11/29/20 - 12/26/20  
**Lost 10 straight games:** Never

### STARTS

**Started four freshmen:** Devin Askew, Brandon Boston Jr., Terrence Clarke, Isaiah Jackson vs. Georgia Tech, 12/6/20  
**Started five freshmen:** Hamidou Diallo, Shai Gilgeous-Alexander, Kevin Knox, Nick Richards, PJ Washington vs. Kansas State, 3/22/18

## SCORING

**Scored 90 or more points:** 90 vs. ALABAMA, 2/19/22 (W, 90-81)  
**Scored 90 or more points (SEC game):** 90 vs. ALABAMA, 2/19/22 (W, 90-81)  
**Scored 100 or more points:** 107 vs. TENNESSEE, 1/15/22 (W, 107-79)  
**Scored 100 or more points (SEC game):** 107 vs. TENNESSEE, 1/15/22 (W, 107-79)  
**Scored 110 or more points:** 115 vs. Arizona State, 11/28/16 (W, 115-69)  
**Scored 110 or more points (SEC game):** 110 vs. AUBURN, 2/21/15 (W, 110-75)  
**Scored 120 or more points:** 120 at Vanderbilt, 2/7/96 (W, 120-81)  
**Scored 120 or more points (SEC game):** 120 at Vanderbilt, 2/7/96 (W, 120-81)  
**Scored 130 or more points:** 143 vs. Georgia, 2/27/56 (W, 143-66)  
**Scored 140 or more points:** 143 vs. Georgia, 2/27/56 (W, 143-66)  
**Scored 150 or more points:** Never  
**Scored less than 50 points:** 48 vs. Vanderbilt, 3/15/13 (L, 64-48)  
**Scored 100 points in two consecutive games:** vs. CLEVELAND STATE (11/23/16), vs. UT MARTIN (11/25/16), vs. Arizona State (11/28/16)  
**Scored 100 points in three consecutive games:** vs. CLEVELAND STATE (11/23/16), vs. UT MARTIN (11/25/16), vs. Arizona State (11/28/16)  
**Scored 100 points in consecutive SEC games:** 2/27/56 - 3/3/56

## SHOOTING PERCENTAGES

**Shot 70% from the field:** .722 (39-54) vs. MISSISSIPPI STATE, 2/15/86  
**Shot 65% from the field:** .679 (38-56) vs. TENNESSEE, 1/15/22  
**Shot 30% or less from the field:** .281 (18-64) at Texas A&M (1/10/15)  
**Allowed 50% shooting:** .568 (25-44) at Auburn, 1/22/22  
**Allowed 60% shooting:** .640 (32-50) at Florida, 3/4/07  
**Allowed 30% or less shooting:** .281 (18-64) at Alabama, 2/5/22  
**Allowed 20% or less shooting:** .197 (12-61) vs. MONTANA STATE, 11/23/14

## FREE THROWS

**Shot 90% or better from FT line:** .952 (20-21) vs. TENNESSEE, 1/15/22  
**Shot 100% from FT Line:** 10-10 vs. FLORIDA, 2/22/20  
**Shot 50% or less from FT line:** .500 (10-20) at Georgia, 1/7/20  
**Attempted 40 FT:** 41 (27-41) vs. TENNESSEE STATE, 11/23/18  
**Attempted five or less FT:** 4 (2-4) vs. SOUTH CAROLINA, 1/21/06  
**Made 30 FT:** 31 (31-36) vs. MISSISSIPPI STATE, 2/4/20

## 3-POINTERS

**Hit 0 3-pointers:** 0 (0-10) vs. RICHMOND, 11/29/20  
**Hit 10 3-pointers:** 10 (10-27) vs. FLORIDA, 2/12/22  
**Hit 11 3-pointers:** 11 (11-18) vs. TENNESSEE, 1/15/22  
**Hit 12 3-pointers:** 12 (12-23) vs. ROBERT MORRIS, 11/12/21  
**Hit 13 3-pointers:** 13 (13-27) vs. SOUTH CAROLINA, 3/6/21  
**Hit 14 3-pointers:** 14 (14-26) vs. ARKANSAS, 2/9/21  
**Hit 15 3-pointers:** 15 (15-27) vs. GEORGIA, 3/1/12  
**Hit 16 3-pointers:** 16 (16-33) vs. UNC ASHEVILLE, 12/23/96  
**Hit 17 3-pointers:** 20 (20-35) vs. LSU, 3/4/95  
**Hit 18 3-pointers:** 20 (20-35) vs. LSU, 3/4/95  
**Hit 19 3-pointers:** 20 (20-35) vs. LSU, 3/4/95  
**Hit 20 3-pointers:** 20 (20-35) vs. LSU, 3/4/95  
**Hit 21 3-pointers:** 21 (21-48) vs. North Carolina, 12/27/89  
**Hit 22 3-pointers:** Never

## SCORING MARGINS

**Won game by 50 points or more:** 58 vs. MONTANA STATE (W, 86-28), 11/23/14  
**Won game by 60 points or more:** 62 vs. VANDERBILT (W, 106-44), 3/5/03  
**Won game by 70 points or more:** 74 vs. UT MARTIN (W, 124-50), 11/26/94  
**Lost game by 20 points or more:** 20 vs. ALABAMA (L, 85-65), 1/12/21  
**Lost game by 30 points or more:** 34 vs. Duke (L, 118-84), 11/6/18  
**Lost game by 40 points or more:** 41 at Vanderbilt (L, 93-52), 2/12/08  
**Lost game by 50 points or more:** 55 at Kansas (L, 150-95), 12/9/89  
**Lost game by 60 points or more:** 70 at Central (L, 87-17), 1/28/1910  
**Lost game by 70 points or more:** 70 at Central (L, 87-17), 1/28/1910  
**Game decided by one point:** vs. Mississippi State, 3/11/21

(L, 74-73)

**Game decided by two or fewer points:** vs. Mississippi State, 3/11/21 (L, 74-73)  
**Game decided by three or fewer points:** vs. Mississippi State, 3/11/21 (L, 74-73)  
**Two consecutive games decided by one point:** vs. NORTH CAROLINA (W, 73-72), 12/3/11; at Indiana (L, 73-72), 12/10/11  
**Three consecutive games decided by one point:** Never  
**Two consecutive games decided by two or fewer points:** Arkansas (L, 81-80), 2/9/21; Auburn (W, 82-80), 2/13/21  
**Three consecutive games decided by three or fewer points:** at Auburn (L, 99-97 OT), 2/11/74, vs. TENNESSEE (W, 61-58), 2/16/74 and at Ole Miss (L, 61-60), 2/18/74

## COMEBACKS

**Came back from 10-point deficit for win:** 71-66 vs. LSU (2/23/22); Trailed by 11 at 27-16 (7:17 in 1st)  
**Came back from 11-point deficit for win:** 71-66 vs. LSU (2/23/22); Trailed by 11 at 27-16 (7:17 in 1st)  
**Came back from 12-point deficit for win:** 90-81 vs. ALABAMA (2/19/22); Trailed by 13 at 41-28 (5:35 in 1st)  
**Came back from 13-point deficit for win:** 90-81 vs. ALABAMA (2/19/22); Trailed by 13 at 41-28 (5:35 in 1st)  
**Came back from 14-point deficit for win:** 71-70 at Florida (3/7/20); Trailed by 18 at 59-41 (11:48 in 2nd)  
**Came back from 15-point deficit for win:** 71-70 at Florida (3/7/20); Trailed by 18 at 59-41 (11:48 in 2nd)  
**Came back from 16-point deficit for win:** 71-70 at Florida (3/7/20); Trailed by 18 at 59-41 (11:48 in 2nd)  
**Came back from 17-point deficit for win:** 71-70 at Florida (3/7/20); Trailed by 18 at 59-41 (11:48 in 2nd)  
**Came back from 18-point deficit for win:** 71-70 at Florida (3/7/20); Trailed by 18 at 59-41 (11:48 in 2nd)  
**Came back from 19-point deficit for win:** 73-67 vs. Vanderbilt (2/28/17); Trailed by 19 at 25-6 (8:03 in 1st)  
**Came back from 20-point deficit for win:** 82-79 at Vanderbilt (2/22/97); Trailed by 22 at 40-18 (3:51 in 1st)  
**Came back from 30-point deficit for win:** 99-95 at LSU (2/15/94); Trailed by 31 at 68-37 (15:34 in 2nd)  
**Came back from 31-point deficit for win:** 99-95 at LSU (2/15/94); Trailed by 31 at 68-37 (15:34 in 2nd)

## REBOUNDS

**Pulled down 50 rebounds:** 50 (16-34) vs. WESTERN KENTUCKY, 12/22/21  
**Pulled down 55 rebounds:** 59 (20-39) vs. Arizona State, 11/28/16  
**Pulled down 60 rebounds:** 62 (19-43) vs. Morehead State, 12/16/95

## OVERTIME GAMES

**Played an overtime game:** MISSISSIPPI STATE, 1/25/22 (W, 82-74 OT)  
**Won an overtime game:** MISSISSIPPI STATE, 1/25/22 (W, 82-74 OT)  
**Lost an overtime game:** vs. Auburn, 3/31/19 (L, 77-71 OT)  
**Played an SEC overtime game:** MISSISSIPPI STATE, 1/25/22 (W, 82-74 OT)  
**Won an SEC overtime game:** MISSISSIPPI STATE, 1/25/22 (W, 82-74 OT)  
**Lost an SEC overtime game:** at Texas A&M, 2/20/16 (L, 79-77 OT)  
**Played an overtime game in SEC Tournament:** vs. Texas A&M, 3/13/16 (W, 82-77 OT)  
**Won an overtime game in SEC Tournament:** vs. Texas A&M, 3/13/16 (W, 82-77 OT)  
**Played an overtime game in NCAA Tournament:** vs. Auburn, 3/31/19 (L, 77-71 OT)  
**Won an overtime game in NCAA Tournament:** vs. St. Bonaventure, 3/16/00 (W, 85-80 OT)  
**Lost an overtime game in NCAA Tournament:** vs. Auburn, 3/31/19 (L, 77-71 OT)  
**Played two overtimes:** at Mississippi State, 1/2/21 (W, 78-73 OT)  
**Played three overtimes:** vs. TEMPLE 12/7/57 (W, 85-83)  
**Played four or more overtimes:** Never  
**Played two consecutive overtime games:** 1/6/15 vs. OLE MISS (W, 89-86) and 1/10/15 at Texas A&M (70-64)  
**Played three consecutive overtime games:** Never



# THE LAST TIME A UK OPPONENT ...

## INDIVIDUALS

### SCORING

**Scored 25 points:** Xavier Pinson (26), LSU, 2/23/22  
**Scored 30 points:** Scotty Pippen Jr. (33), VANDERBILT, 2/2/22  
**Scored 35 points:** Bubba Parham (35), VMI, 11/21/18  
**Scored 40 points:** Elston Turner (40), TEXAS A&M, 1/12/13  
**Scored 45 points:** David Robinson (45), Navy, 1/25/87  
**Scored 50 points:** Austin Carr (50), Notre Dame, 12/29/79  
**Scored 60 points:** Pete Maravich (64), LSU, 2/21/70  
**Scored 65 points:** Never  
**Two players had 20 points:** Trevor Keels (25), Paolo Banchemo (22), Duke, 11/9/21  
**Three players had 20 points:** R.J. Barrett, Zion Williamson, Cam Reddish, Duke, 11/6/18  
**Two players had 30 points:** Ronnie Henderson (36) and Claren Ceasar (32), LSU, 2/15/94  
**Five players scored in double figures:** LSU, 2/18/20

### FIELD GOALS

**Made 15 FG in a game:** David Robinson (17), NAVY, 1/25/87  
**Made 16 FG in a game:** David Robinson (17), NAVY, 1/25/87  
**Made 17 FG in a game:** David Robinson (17), NAVY, 1/25/87  
**Made 18 FG in a game:** Steve Downing (19), Indiana, 12/11/71  
**Made 19 FG in a game:** Steve Downing (19), Indiana, 12/11/71  
**Made 20 FG in a game:** Johnny Neumann (20), Ole Miss, 1/2/71  
**Made 21 FG in a game:** Austin Carr (21), Notre Dame, 12/29/70  
**Made 22 FG in a game:** Austin Carr (22), Notre Dame, 3/12/70  
**Made 23 FG in a game:** Pete Maravich (23), LSU, 2/21/70  
**Made 24 FG in a game:** Never  
**Attempted 17 FG in a game:** Xavier Pinson (20), LSU, 2/23/22  
**Attempted 18 FG in a game:** Xavier Pinson (20), LSU, 2/23/22  
**Attempted 19 FG in a game:** Xavier Pinson (20), LSU, 2/23/22  
**Attempted 20 FG in a game:** Xavier Pinson (20), LSU, 2/23/22  
**Attempted 25 FG in a game:** R.J. Barrett (26), Duke, 11/6/18  
**Attempted 30 FG in a game:** Freeman Williams (40), Portland State, 12/16/17  
**Attempted 35 FG in a game:** Freeman Williams (40), PORTLAND STATE, 12/16/77  
**Attempted 40 FG in a game:** Freeman Williams (40), PORTLAND STATE, 12/16/77  
**Attempted 45 FG in a game:** Johnny Neumann (50), Ole Miss, 1/2/71  
**Attempted 50 FG in a game:** Johnny Neumann (50), Ole Miss, 1/2/71  
**Attempted 53 FG in a game:** Pete Maravich (53), LSU, 2/22/69  
**Attempted 54 FG in a game:** Never

### 3-POINTERS

**Made 5 3-pointers in a game:** Jaden Shackelford (5), Keon Ellis (7), ALABAMA, 2/19/22  
**Made 6 3-pointers in a game:** Keon Ellis (7), ALABAMA, 2/19/22  
**Made 7 3-pointers in a game:** Keon Ellis (7), ALABAMA, 2/19/22  
**Made 8 3-pointers in a game:** Bubba Parham (10), VMI, 11/18/18  
**Made 9 3-pointers in a game:** Bubba Parham (10), VMI, 11/18/18  
**Made 10 3-pointers in a game:** Bubba Parham (10), VMI, 11/18/18  
**Made 11 3-pointers in a game:** Corey Allmond (11), Sam Houston State, 11/19/2009  
**Made 12 3-pointers in a game:** Never  
**Attempted 10 3-pointers in a game:** Darius Days (10), LSU, 2/23/22  
**Attempted 15 3-pointers in a game:** Bubba Parham (16), VMI, 11/18/18  
**Attempted 16 3-pointers in a game:** Bubba Parham (16), VMI, 11/18/18  
**Attempted 17 3-pointers in a game:** Chris Jackson (17), LSU, 2/15/90  
**Attempted 18 3-pointers in a game:** Jeff Boschee (18), Kansas, 3/14/99  
**Attempted 19 3-pointers in a game:** Never

### FREE THROWS

**Made 10 FT in a game:** Xavier Pinson (12), LSU, 2/23/22  
**Made 11 FT in a game:** Xavier Pinson (12), LSU, 2/23/22  
**Made 12 FT in a game:** Xavier Pinson (12), LSU, 2/23/22  
**Made 13 FT in a game:** Samir Doughty (14), Auburn, 2/1/20  
**Made 14 FT in a game:** Samir Doughty (14), Auburn, 2/1/20  
**Made 15 FT in a game:** Brenton Williams (15), South Carolina, 3/1/14  
**Made 16 FT in a game:** Dan Cross (16), FLORIDA, 2/18/95  
**Made 17 FT in a game:** John Mengelt (17), AUBURN, 3/2/70

**Made 18 FT in a game:** Pete Maravich (18), LSU, 2/21/70

**Made 19 FT in a game:** Never

**Attempted 15 FT in a game:** Samir Doughty (15), Auburn, 2/1/20

**Attempted 20 FT in a game:** Harding McCaleb (25), Louisville, 2/22/1916

**Attempted 25 FT in a game:** Harding McCaleb (25), Louisville, 2/22/1916

**Attempted 26 FT in a game:** Never

### REBOUNDS

**15 Rebs:** Dedric Lawson (15), KANSAS, 1/26/19  
**16 Rebs:** Kennedy Meeks (17), North Carolina, 3/26/17  
**17 Rebs:** Kennedy Meeks (17), North Carolina, 3/26/17  
**18 Rebs:** Sean May (19), North Carolina, 12/4/04  
**19 Rebs:** Sean May (19), North Carolina, 12/4/04  
**20 Rebs:** Andrew DeClercq (20), Florida, 1/18/94  
**25 Rebs:** Leon Douglas (25), ALABAMA, 1/20/75  
**30 Rebs:** Kenneth Stanley (30), SOUTHERN CAL, 12/4/61  
**31 Rebs:** Never  
**Two players had 10 rebounds:** Desean Murray (11) and Anfernee McLemore (11), Auburn, 2/14/18  
**Three players had 10 rebounds:** Craig Victor II (12), Tim Quarterman (10), Ben Simmons (10), LSU, 1/5/16

### ASSISTS

**10 assists:** Tony Trocha-Morelos (10), Texas A&M, 3/4/2017  
**11 assists:** Dwyane Wade (11), Marquette, 3/29/03  
**12 assists:** Edgar Padilla (12), UMass, 3/30/96  
**13 assists:** Billy McCaffrey (14), Vanderbilt, 1/13/93  
**14 assists:** Billy McCaffrey (14), Vanderbilt, 1/13/93  
**15 assists:** Eric Richardson (15), Alabama, 2/4/84  
**16 assists:** Never

### BLOCKS

**5 blocks:** Jamarion Sharp (7), WESTERN KENTUCKY, 12/22/21  
**6 blocks:** Jamarion Sharp (7), WESTERN KENTUCKY, 12/22/21  
**7 blocks:** Jamarion Sharp (7), WESTERN KENTUCKY, 12/22/21  
**8 blocks:** Jarvis Varnado (10), Mississippi State, 1/15/08  
**9 blocks:** Jarvis Varnado (10), Mississippi State, 1/15/08  
**10 blocks:** Jarvis Varnado (10), Mississippi State, 1/15/08  
**11 blocks:** Samaki Walker (11), Louisville, 1/1/95  
**12 blocks:** Never

### STEALS

**5 steals:** Ben Simmons (7), LSU, 3/5/16  
**6 steals:** Ben Simmons (7), LSU, 3/5/16  
**7 steals:** Ben Simmons (7), LSU, 3/5/16  
**8 steals:** Never

## TEAM

### SCORING

**Scored 90 or more points:** 118, Duke, 11/6/18 (L, 118-84)  
**Scored 90 or more points (SEC game):** 90, Georgia, 3/4/09 (L, 90-85)  
**Scored 100 or more points:** 118, Duke, 11/6/18 (L, 118-84)  
**Scored 100 or more points (SEC game):** 101, Arkansas, 2/10/93 (L, 101-94)  
**Scored 110 or more points:** 118, Duke, 11/6/18 (L, 118-84)  
**Scored 110 or more points (SEC game):** 110, Vanderbilt, 3/4/67 (L, 110-94)  
**Scored 120 or more points:** 121, North Carolina, 12/27/89 (L, 121-110)  
**Scored 120 or more points (SEC game):** Never  
**Scored 130 or more points:** 150, Kansas, 12/9/89 (L, 150-95)  
**Scored 140 or more points:** 150, Kansas, 12/9/89 (L, 150-95)  
**Scored 150 or more points:** 150, Kansas, 12/9/89 (L, 150-95)  
**Scored 160 or more points:** Never  
**Scored less than 50 points:** 48, HIGH POINT, 12/31/21 (W, 92-48)  
**Scored less than 50 points (SEC game):** 48, SOUTH CAROLINA, 2/5/19 (W, 76-48)  
**Scored less than 40 points:** 39, West Virginia, 3/26/15 (W, 78-39)  
**Scored less than 40 points (SEC game):** 37, MISSOURI, 1/13/15 (W, 86-37)  
**Scored less than 30 points:** 28, MONTANA STATE, 11/23/14 (W, 86-28)  
**Scored less than 30 points (SEC game):** 26, GEORGIA TECH, 1/28/46 (W, 86-37)  
**Scored less than 20 points:** 18, WESTERN ONTARIO, 12/10/49 (W, 90-21)  
**Scored less than 20 points (SEC game):** 18, ALABAMA, 2/10/40 (W, 46-18)  
**Scored less than 10 points:** 9, Tulane, 12/21/34 (W, 39-9)  
**Scored less than 10 points (SEC game):** Never

**Scored less than 5 points:** Never

### SHOOTING PERCENTAGES

**Shot 70% from the field:** Never  
**Shot 60% from the field:** .640 (32-50), Florida, 3/4/07  
**Shot 50% from the field:** .568 (25-44), at Auburn, 1/22/22  
**Shot 30% or less from the field:** .281 (18-64) at Alabama, 2/5/22  
**Shot 20% or less from the field:** .197 (12-61), MONTANA STATE, 11/23/14  
**Shot 10% or less from the field:** Never (shooting percentages not recorded prior to 1947)

### 3-Pointers

**Made 10 or more 3-pointers:** 14 (14-40), ALABAMA, 2/19/22  
**Made 15 or more 3-pointers:** 19 (19-38), VMI, 11/18/18  
**Made 20 or more 3-pointers:** Never  
**Made zero 3-pointers:** 0 (0-15), Auburn, 1/19/13  
**Attempted 30 or more 3-pointers:** 40 (14-40), ALABAMA, 2/19/22

### FREE THROWS

**Shot 90% or better from FT line:** 90.5 (19-21), GEORGIA, 1/8/22  
**Shot 100% from FT Line:** 6-6, FLORIDA, 2/12/22  
**Shot 50% or less from FT line:** .385 (5-13), at Texas A&M, 1/19/22  
**Attempted 40 FT:** 44 (33-44), Auburn, 2/1/20  
**Attempted five or less FT:** 4 (2-4), HIGH POINT, 12/31/21  
**Made 30 FT:** 33 (33-44), Auburn, 2/1/20

### REBOUNDS

**Pulled down 50 rebounds:** 54 (17-37), Florida, 2/4/17  
**Pulled down 20 offensive rebounds:** 23, LSU, 2/18/20



# RUPP ARENA AT CENTRAL BANK CENTER

## Year-by-Year Records

| Season       | W-L           | Percentage  |
|--------------|---------------|-------------|
| 2021-22      | 17-0          | 1.000       |
| 2020-21      | 5-6           | .455        |
| 2019-20      | 16-2          | .889        |
| 2018-19      | 17-1          | .944        |
| 2017-18      | 16-2          | .889        |
| 2016-17      | 15-2          | .882        |
| 2015-16      | 17-0          | 1.000       |
| 2014-15      | 19-0          | 1.000       |
| 2013-14      | 16-2          | .889        |
| 2012-13      | 16-2          | .889        |
| 2011-12      | 18-0          | 1.000       |
| 2010-11      | 15-0          | 1.000       |
| 2009-10      | 18-0          | 1.000       |
| 2008-09      | 12-6          | .667        |
| 2007-08      | 14-4          | .778        |
| 2006-07      | 14-2          | .875        |
| 2005-06      | 10-5          | .667        |
| 2004-05      | 14-1          | .933        |
| 2003-04      | 11-2          | .846        |
| 2002-03      | 12-1          | .923        |
| 2001-02      | 12-3          | .800        |
| 2000-01      | 11-1          | .917        |
| 1999-2000    | 14-0          | 1.000       |
| 1998-99      | 12-1          | .923        |
| 1997-98      | 9-3           | .750        |
| 1996-97      | 12-1          | .923        |
| 1995-96      | 13-0          | 1.000       |
| 1994-95      | 12-1          | .923        |
| 1993-94      | 13-1          | .929        |
| 1992-93      | 16-0          | 1.000       |
| 1991-92      | 15-2          | .882        |
| 1990-91      | 13-0          | 1.000       |
| 1989-90      | 13-2          | .867        |
| 1988-89      | 8-6           | .571        |
| 1987-88      | 14-2          | .875        |
| 1986-87      | 13-2          | .867        |
| 1985-86      | 18-0          | 1.000       |
| 1984-85      | 11-3          | .786        |
| 1983-84      | 16-0          | 1.000       |
| 1982-83      | 14-1          | .933        |
| 1981-82      | 15-1          | .938        |
| 1980-81      | 15-0          | 1.000       |
| 1979-80      | 12-3          | .800        |
| 1978-79      | 11-4          | .733        |
| 1977-78      | 16-0          | 1.000       |
| 1976-77      | 12-2          | .857        |
| <b>Total</b> | <b>632-77</b> | <b>.891</b> |

|                               |                      |
|-------------------------------|----------------------|
| <b>Year Opened:</b>           | 1976                 |
| <b>First Game:</b>            | Nov. 27, 1976        |
| <b>All-Time Record:</b>       | 632-77 (89.1%)       |
| <b>Record Under Calipari:</b> | 205-17 (92.3%)       |
| <b>Capacity:</b>              | 20,500               |
| <b>Record Crowd:</b>          | 24,479 (1/20/10)     |
| <b>Longest Win Streak:</b>    | 54 (11/9/10-12/1/12) |
| <b>Current Win Streak:</b>    | 18                   |

## Cats Rock at Rupp

The Wildcats are 632-77 (89.1%) in Rupp Arena. Among the most notable marks of dominance as the nation's toughest venue to play include:

- School record 54-game winning streak to begin the John Calipari era
- Kentucky is 344-46 (88.2%) in regular-season SEC games in Rupp
- The Wildcats set a program home record of 19 wins in 2014-15
- UK has gone undefeated at home in five of Calipari's 12 seasons
- Kentucky has a perfect mark in 13 of Rupp Arena's 45 seasons

## 600 Wins at Rupp in Record Time

With a victory over Fairleigh Dickinson on Dec. 7, 2019, Kentucky reached the 600-win mark at Rupp Arena faster than any other program in NCAA Division I level history. UK needed just 670 games to reach win No. 600 in Rupp Arena.

It took UCLA, which previously owned the fastest pace to 600 wins, 689 games in Pauley Pavilion. Only one other team, Kansas, achieved win No. 600 in fewer than 700 games at its home venue. The Jayhawks reached the significant win in their 699th game.

## Cal Owns Longest Win Streaks in Rupp

With UK's 2011-12 season-opening victory over Marist, UK head coach John Calipari recorded his 34th consecutive win in Rupp Arena as UK's head coach. It broke former UK head coach Rick Pitino's longest streak of 33 games in the venue.

The winning streak reached as long as 54 games. Calipari didn't suffer his first loss in Rupp Arena until losing to Baylor in his fourth season, in 2012-13. The 54-game run, however, was his longest career home winning streak. He also had the second-longest streak in the arena as the Cats won 42 straight from March 4, 2014 to Nov. 25, 2016.

## New Chairbacks, Fewer Seats

After receiving a \$16 million upgrade over the 2014-15 and 2015-16 seasons that enhanced the fan experience with the likes of a new Daktronics center-hung scoreboard, ribbons boards, new corner video boards and a new audio system, Rupp Arena is undergoing an additional transformation as a part of UK's new leasing agreement with the Lexington Center.

Chair-back seating in the upper-level sideline was installed in sections 211-217 and 228-234 for the 2019-20 season. Club areas are available to season ticket holders.

The new seating reduced Rupp Arena's capacity to 20,500.

## Pack the House

Until reducing capacity for the 2019-20 season, Kentucky had led the nation in average home attendance in 20 of 24 seasons. That number included a Rupp Arena record of 24,110 in John Calipari's first season (2009-10) as head coach.

Kentucky averaged 20,160 fans during the 2019-20 season, the first season with a reduced capacity at 20,500. UK averaged 23,000-plus fans in seven of Calipari's first 10 seasons.

## The Top-Ranked Team at Home

Kentucky has lost just four times at home as the Associated Press top-ranked team in the history of the program and just three times in Rupp Arena. Prior to the losses to Evansville (Nov. 12) and UCLA (Dec. 3, 2016), the other two losses came by just one point.

The Wildcats are 54-3 all-time as the AP No. 1 team in Rupp Arena since its opening in 1976. The first loss was to Auburn, 53-52, on Jan. 9, 1988.

## Coach Cal in Rupp Arena

It's been downright difficult to beat Kentucky in Rupp Arena during the John Calipari era. UK is 205-17 (92.3%) in Rupp Arena under Calipari.

- Kentucky is 24-6 (80.0%) vs. Associated Press Top 25 opponents in Rupp in the Calipari era
- UK is 181-11 (94.3%) vs. AP unranked teams in Rupp under Calipari
- The Wildcats are 104-6 (94.5%) at home vs. nonconference foes under Calipari
- Calipari notched his 100th career win in Rupp Arena as Kentucky's coach with the Wildcats' 110-75 rout of Auburn on Feb. 21, 2014. It took Calipari 104 games to reach the century mark, the fastest of any UK coach

## Cal Passes Hall for Rupp Record

With a 101-70 victory over Cleveland State on Nov. 23, 2016, John Calipari passed former UK head coach Joe B. Hall for most wins in Rupp Arena. Calipari currently has 205 wins inside the historic venue. Hall won 122.

## 2021-22 Opponent Breakdown

### Robert Morris (Nov. 12)

All-time games in Rupp Arena: 3  
UK record in Rupp vs. RMU: 3-0  
Last time in Rupp Arena: UK, 100-60 (11/12/21)

### Mount St. Mary's (Nov. 16)

All-time games in Rupp Arena: 2  
UK record in Rupp vs. MSM: 2-0  
Last time in Rupp Arena: UK, 80-55 (11/16/21)

### Ohio (Nov. 19)

All-time games in Rupp Arena: 3  
UK record in Rupp vs. OU: 3-0  
Last time in Rupp Arena: UK, 77-59 (11/19/21)

### Albany (Nov. 22)

All-time games in Rupp Arena: 2  
UK record in Rupp vs. UA: 2-0  
Last time in Rupp Arena: UK, 86-61 (11/22/21)

### North Florida (Nov. 26)

All-time games in Rupp Arena: 1  
UK record in Rupp vs. UNF: 1-0  
Last time in Rupp Arena: UK, 86-52 (11/26/21)

### Central Michigan (Nov. 29)

All-time games in Rupp Arena: 2  
UK record in Rupp vs. CMU: 2-0  
Last time in Rupp Arena: UK, 85-57 (11/29/21)

### Southern (Dec. 7)

All-time games in Rupp Arena: 1  
UK record in Rupp vs. SU: 1-0  
Last time in Rupp Arena: UK, 76-64 (12/7/21)

### Western Kentucky (Dec. 22)

All-time games in Rupp Arena: 3  
UK record in Rupp vs. WKU: 2-1  
Last time in Rupp Arena: UK, 95-60 (12/22/21)

### Missouri (Dec. 29)

All-time games in Rupp Arena: 6  
UK record in Rupp vs. UM: 6-0  
Last time in Rupp Arena: UK, 83-56 (12/29/21)

### High Point (Dec. 31)

All-time games in Rupp Arena: 4  
UK record in Rupp vs. HPU: 4-0  
Last time in Rupp Arena: UK, 92-48 (12/31/21)

### Georgia (Jan. 8)

All-time games in Rupp Arena: 42  
UK record in Rupp vs. UGA: 38-4  
Last time in Rupp Arena: UK, 92-77 (1/8/22)

### Tennessee (Jan. 15)

All-time games in Rupp Arena: 46  
UK record in Rupp vs. UT: 39-7  
Last time in Rupp Arena: UK, 107-79 (1/15/22)

### Mississippi State (Jan. 25)

All-time games in Rupp Arena: 32  
UK record in Rupp vs. MSU: 30-2  
Last time in Rupp Arena: UK, 82-74<sup>OT</sup> (1/25/22)

### Vanderbilt (Feb. 2)

All-time games in Rupp Arena: 44  
UK record in Rupp vs. VU: 42-2  
Last time in Rupp Arena: UK, 77-70 (2/2/22)

### Florida (Feb. 12)

All-time games in Rupp Arena: 46  
UK record in Rupp vs. UF: 37-9  
Last time in Rupp Arena: UK, 78-57 (2/12/22)

### Alabama (Feb. 19)

All-time games in Rupp Arena: 34  
UK record in Rupp vs. UA: 28-6  
Last time in Rupp Arena: UK, 90-81 (2/19/22)

### LSU (Feb. 23)

All-time games in Rupp Arena: 34  
UK record in Rupp vs. LSU: 28-6  
Last time in Rupp Arena: UK, 71-66 (2/23/22)

### Ole Miss (March 1)

All-time games in Rupp Arena: 32  
UK record in Rupp vs. OM: 31-1  
Last time in Rupp Arena: UK, 67-62 (2/15/20)



# COACH CALIPARI

## UK vs. AP Ranked Foes Under Cal

Record: 67-42 (.614)

|                                       |                |                        |
|---------------------------------------|----------------|------------------------|
| vs. No. 25 Alabama                    | Feb. 19, 2022  | W, 90-81               |
| vs. No. 16 Tennessee                  | Feb. 15, 2022  | L, 76-63               |
| at No. 5 Kansas                       | Jan. 29, 2022  | W, 80-62               |
| at No. 2 Auburn                       | Jan. 22, 2022  | L, 80-71               |
| vs. No. 22 TENNESSEE                  | Jan. 15, 2022  | W, 107-79              |
| at No. 21 LSU                         | Jan. 4, 2022   | L, 65-60               |
| vs. No. 9 Duke                        | Nov. 9, 2021   | L, 79-71               |
| at No. 19 Tennessee                   | Feb. 20, 2021  | W, 70-55               |
| vs. No. 11 TENNESSEE                  | Feb. 6, 2021   | L, 82-73               |
| at No. 18 Missouri                    | Feb. 3, 2021   | L, 75-70               |
| vs. No. 9 Alabama                     | Jan. 26, 2021  | L, 70-59               |
| vs. No. 22 North Carolina (Cleveland) | Dec. 19, 2020  | L, 75-63               |
| vs. No. 7 Kansas (Indianapolis)       | Dec. 1, 2020   | L, 65-62               |
| vs. No. 15 AUBURN                     | Feb. 29, 2020  | W, 73-66               |
| at No. 17 Auburn                      | Feb. 1, 2020   | L, 75-66               |
| at No. 18 Texas Tech                  | Jan. 25, 2020  | W, 78-76 <sup>OT</sup> |
| vs. No. 3 LOUISVILLE                  | Dec. 28, 2019  | W, 78-70 <sup>OT</sup> |
| vs. No. 5 Ohio State (Las Vegas)      | Dec. 21, 2019  | L, 71-65               |
| vs. No. 1 Michigan State (New York)   | Nov. 5, 2019   | W, 69-62               |
| vs. No. 14 Auburn (NCAAT)             | March 31, 2019 | L, 77-71 <sup>OT</sup> |
| vs. No. 11 Houston (NCAAT)            | March 29, 2019 | W, 62-58               |
| vs. No. 19 Wofford (NCAAT)            | March 23, 2019 | W, 62-56               |
| vs. No. 8 Tennessee (SECT)            | March 16, 2019 | L, 82-78               |
| at No. 7 Tennessee                    | March 2, 2019  | L, 71-52               |
| vs. No. 1 TENNESSEE                   | Feb. 16, 2019  | W, 86-69               |
| vs. No. 19 LSU                        | Feb. 13, 2019  | L, 73-71               |
| vs. No. 9 KANSAS                      | Jan. 26, 2019  | W, 71-63               |
| vs. No. 22 MISSISSIPPI STATE          | Jan. 22, 2019  | W, 76-55               |
| at No. 14 Auburn                      | Jan. 19, 2019  | W, 82-80               |
| vs. No. 9 North Carolina (Chicago)    | Dec. 22, 2018  | W, 80-72               |
| vs. No. 4 Duke (Indianapolis)         | Nov. 6, 2018   | L, 118-84              |
| vs. No. 13 Tennessee (SECT)           | March 11, 2018 | W, 77-72               |
| at No. 10 Auburn                      | Feb. 14, 2018  | L, 76-66               |
| vs. No. 15 TENNESSEE                  | Feb. 6, 2018   | L, 61-59               |
| at No. 7 West Virginia                | Jan. 27, 2018  | W, 83-76               |
| at No. 23 Tennessee                   | Jan. 6, 2018   | L, 76-65               |
| vs. No. 4 Kansas (Chicago)            | Nov. 14, 2017  | L, 65-61               |
| vs. No. 6 North Carolina (NCAAT)      | March 26, 2017 | L, 75-73               |
| vs. No. 8 UCLA (NCAAT)                | March 24, 2017 | W, 86-75               |
| vs. No. 19 Wichita State (NCAAT)      | March 19, 2017 | W, 65-62               |
| vs. No. 13 FLORIDA                    | Feb. 25, 2017  | W, 76-66               |
| at No. 24 Florida                     | Feb. 4, 2017   | L, 88-66               |
| vs. No. 2 KANSAS                      | Jan. 28, 2017  | L, 79-73               |
| vs. No. 24 SOUTH CAROLINA             | Jan. 21, 2017  | W, 85-69               |
| at No. 10 Louisville                  | Dec. 21, 2016  | L, 73-70               |
| vs. No. 7 North Carolina (Las Vegas)  | Dec. 17, 2016  | W, 103-100             |
| vs. No. 11 UCLA                       | Dec. 3, 2016   | L, 97-92               |
| vs. No. 13 Michigan State (New York)  | Nov. 15, 2016  | W, 69-48               |
| vs. No. 14 Indiana (NCAAT)            | March 19, 2016 | L, 73-67               |
| vs. No. 17 Texas A&M (SECT)           | March 13, 2016 | W, 82-77               |
| at No. 4 Kansas                       | Jan. 30, 2016  | L, 90-84               |
| vs. No. 16 LOUISVILLE                 | Dec. 27, 2015  | W, 75-73               |
| vs. No. 5 Duke (Chicago)              | Nov. 17, 2015  | W, 74-63               |
| vs. No. 3 Wisconsin (NCAAT)           | April 4, 2015  | L, 71-64               |
| vs. No. 8 Notre Dame (NCAAT)          | March 28, 2015 | W, 68-66               |
| vs. No. 20 West Virginia (NCAAT)      | March 26, 2015 | W, 78-39               |
| vs. No. 21 Arkansas (SECT)            | March 15, 2015 | W, 78-63               |
| vs. No. 18 ARKANSAS                   | Feb. 28, 2015  | W, 84-67               |
| at No. 4 Louisville                   | Dec. 27, 2014  | W, 58-50               |
| vs. No. 21 NORTH CAROLINA             | Dec. 13, 2014  | W, 84-70               |
| vs. No. 6 TEXAS                       | Dec. 5, 2014   | W, 63-51               |
| vs. No. 5 Kansas (Indianapolis)       | Nov. 18, 2014  | W, 72-40               |
| vs. No. 18 UConn (NCAAT)              | April 7, 2014  | L, 60-54               |
| vs. No. 12 Wisconsin (NCAAT)          | April 5, 2014  | W, 74-73               |
| vs. No. 7 Michign (NCAAT)             | March 30, 2014 | W, 75-72               |
| vs. No. 5 Louisville (NCAAT)          | March 28, 2014 | W, 74-69               |
| vs. No. 2 Wichita State (NCAAT)       | March 23, 2014 | W, 78-76               |
| vs. No. 1 Florida (SECT)              | March 16, 2014 | L, 61-60               |
| at No. 1 Florida                      | March 8, 2014  | L, 84-65               |
| vs. No. 3 FLORIDA                     | Feb. 15, 2014  | L, 69-59               |
| vs. No. 4 LOUISVILLE                  | Dec. 28, 2013  | W, 73-66               |
| at No. 18 North Carolina              | Dec. 14, 2013  | L, 82-77               |
| vs. No. 20 Baylor (Dallas)            | Dec. 6, 2013   | L, 67-62               |
| vs. No. 2 Michigan State (Chicago)    | Nov. 12, 2013  | L, 78-74               |
| vs. No. 11 FLORIDA                    | March 9, 2013  | W, 61-57               |
| at No. 7 Florida                      | Feb. 12, 2013  | L, 69-52               |
| at No. 16 Ole Miss                    | Jan. 29, 2013  | W, 87-74               |
| at No. 4 Louisville                   | Dec. 29, 2012  | L, 80-77               |
| vs. No. 9 Duke (Atlanta)              | Nov. 13, 2012  | L, 75-68               |
| vs. No. 6 Kansas (NCAAT)              | April 2, 2012  | W, 77-59               |
| vs. No. 17 Louisville (NCAAT)         | March 31, 2012 | W, 69-61               |
| vs. No. 9 Baylor (NCAAT)              | March 25, 2012 | W, 82-70               |
| vs. No. 16 Indiana (NCAAT)            | March 23, 2012 | W, 87-71               |
| vs. No. 22 Florida (SECT)             | March 10, 2012 | W, 74-71               |
| at No. 16 Florida                     | March 4, 2012  | W, 74-59               |
| vs. No. 8 FLORIDA                     | Feb. 7, 2012   | W, 78-58               |
| vs. No. 4 LOUISVILLE                  | Dec. 31, 2011  | W, 69-62               |
| vs. No. 5 NORTH CAROLINA              | Dec. 3, 2011   | W, 73-72               |
| vs. No. 12 Kansas (New York)          | Nov. 15, 2011  | W, 75-65               |
| vs. No. 9 UConn (NCAAT)               | April 2, 2011  | L, 56-55               |
| vs. No. 7 North Carolina (NCAAT)      | March 27, 2011 | W, 76-69               |
| vs. No. 1 Ohio State (NCAAT)          | March 25, 2011 | W, 62-60               |
| vs. No. 22 West Virginia (NCAAT)      | March 19, 2011 | W, 75-63               |
| vs. No. 12 Florida (SECT)             | March 13, 2011 | W, 70-54               |
| vs. No. 21 VANDERBILT                 | March 1, 2011  | W, 68-66               |
| vs. No. 13 FLORIDA                    | Feb. 26, 2011  | W, 76-68               |
| at No. 21 Vanderbilt                  | Feb. 12, 2011  | L, 81-77               |
| at No. 22 Louisville                  | Dec. 31, 2010  | W, 78-63               |
| vs. No. 23 Notre Dame (Louisville)    | Dec. 8, 2010   | W, 72-58               |
| vs. No. 13 Washington (Maui)          | Nov. 23, 2010  | W, 74-67               |
| vs. No. 6 West Virginia (NCAAT)       | March 27, 2010 | L, 73-66               |
| vs. No. 15 Tennessee (SECT)           | March 13, 2010 | L, 74-45               |
| at No. 19 Tennessee                   | Feb. 27, 2010  | L, 74-65               |
| at No. 17 Vanderbilt                  | Feb. 20, 2010  | W, 58-56               |
| vs. No. 12 TENNESSEE                  | Feb. 13, 2010  | W, 73-62               |
| vs. No. 25 OLE MISS                   | Feb. 2, 2010   | W, 85-75               |
| vs. No. 21 VANDERBILT                 | Jan. 30, 2010  | W, 85-72               |
| vs. No. 14 UConn (New York)           | Dec. 9, 2009   | W, 64-61               |
| vs. No. 10 NORTH CAROLINA             | Dec. 5, 2009   | W, 68-66               |

### Calipari's Record at Kentucky ...

|            |       |              |       |
|------------|-------|--------------|-------|
| vs. No. 1  | 3-2   | vs. Top 25   | 67-42 |
| vs. No. 3  | 5-7   | Home         | 24-6  |
| vs. Top 5  | 13-12 | Away         | 10-18 |
| vs. Top 10 | 26-24 | Neutral      | 33-18 |
| vs. Top 15 | 41-29 | SEC Tourney  | 6-2   |
| vs. Top 20 | 54-37 | NCAA Tourney | 17-7  |

## Calipari Reaches 800 Career Victories in OT Win Over Mississippi State

With Kentucky's overtime win over Mississippi State on Jan. 25, 2022, John Calipari reached 800 on-court wins. At the time he was one of just 22 coaches, regardless of NCAA level of classification, to reach that barrier. Only 14 coaches have done it with at least 10 seasons at the Division I level.

Calipari became the fourth-fastest coach to 800 on-court wins ever at 1,037 games. Only Adolph Rupp (972 games), Roy Williams (1,012 games) and Dean Smith (1,029 games) did it faster.

At Kentucky, Calipari owns the second-most wins in program history, trailing only the legendary Adolph Rupp, who led the Wildcats for 41 seasons and spanned 1,066 games.

Although Calipari is still climbing the charts, he is doing it nearly as fast as anyone else in NCAA history. When he and Kentucky defeated Ole Miss on March 5, 2019, Calipari became the fourth-fastest coach to 300 wins (369 games) at one program in NCAA history. Only Bill Self (358 games at Kansas), Claire Bee (359 games at Long Island) and Rupp (366 at UK) got there faster.

### Coaching Win Totals with at least 10 seasons at Division I Level as of Feb. 25:

1. Mike Krzyzewski - 1,194 (*active*)
2. Jim Boeheim - 1,098 (*active*)

---

10. Rollie Massimino - 816
11. Cliff Ellis - 815 (*active*)
12. John Calipari - 807 (*active*)
13. Eddie Sutton - 806

## Calipari Ahead of the Pack at Kentucky

Through 12 seasons at Kentucky, John Calipari's time in Lexington has been every bit as successful -- and more -- as fans hoped it would when he agreed to become the head coach at Kentucky in the spring of 2009.

By just about every measure, he is the most successful coach in college basketball during the last decade-plus. Among schools who have been to at least two Elite Eights and a Final Four since 2009-10, Calipari ranks:

- First in NCAA Tournament wins (31)
- First in Final Four appearances (four)
- First in Elite Eight appearances (seven)
- First in Sweet Sixteen appearances (eight)
- Second in league tournament titles (six)
- Third in wins (339)
- Third in regular-season conference titles (six)
- Third in NCAA titles (one)

## First-Ballot Hall of Famer

Kentucky men's basketball coach John Calipari joined basketball's fraternity of legends in September 2015 after being elected to the Naismith Memorial Basketball Hall of Fame on the first ballot.

Calipari joined an elite group of basketball players and coaches in the Naismith Hall of Fame, considered to be one of the ultimate honors in the sport. The Class of 2015 included Calipari, Dick Bevetta, Wildcat Louie Dampier, Lindsay Gaze, Tom Heinsohn, John Isaacs, Spencer Haywood, Lisa Leslie, Dikembe Mutombo, George Raveling and JoJo White.

Calipari was inducted in Springfield, Massachusetts. Nearly 70 former players joined him on stage during his acceptance speech.

## Coach Cal Immortalized at UMass with Statue Unveiling

John Calipari's Hall of Fame rise began at UMass, and the school honored his program's breakthrough in the 1990s by unveiling a statue of Calipari on the Amherst campus in September of 2021.

Calipari was one of four icons synonymous with UMass basketball to earn the honor. Calipari's statue was unveiled next to Marcus Camby, Julius Erving and the late Jack Leaman outside the Mullins Center.

At UMass, Calipari led the Minutemen to a 193-71 on-court record in his eight seasons as head coach from 1989-96. His .731 career winning percentage remains the best in school history, and he ranks second all-time at UMass in victories with 193.

Calipari led UMass to five straight NCAA Tournament appearances from 1992 to 1996 after UMass had gone to the NCAAs only once in the first 81 years of the program. His Minutemen made the Atlantic 10's first and only Final Four appearance during the 1996 season, during which they went 35-2 overall and spent 10 weeks ranked No. 1 in the nation. Following the 1996 season, Calipari was named National Coach of the Year by the National Association of Basketball Coaches, The Sporting News and Naismith.

UMass won five straight Atlantic 10 Conference regular-season and tournament titles under Calipari from 1992 to 1996, becoming only the second team in NCAA history to win its conference championships in the regular season and postseason for five consecutive years.

A three-time Atlantic 10 Coach of the Year selection in 1992, 1993 and 1996, Calipari coached a National Player of the Year (Marcus Camby, 1996), two First Team All-Americans (Lou Roe, 1995; Camby, 1996), three Atlantic 10 Players of the Year (Harper Williams, 1992; Roe, 1995; Camby, 1996) and a total of 24 All-Atlantic 10 selections during his eight seasons at UMass.

Calipari's 1996 Final Four Team was also inducted into the UMass Athletics Hall of Fame.

## Coach Cal Court

Not only did John Calipari have a statue erected in his honor this past offseason, the court at Clarion -- Calipari's alma mater -- is now named after the Hall of Famer. The court in Tippin Gymnasium was officially renamed the John V. Calipari Court in September of 2021 and will be known as Coach Cal Court.

Like many coaches, Calipari began his career in basketball on the court as a player. He he was a star high school basketball player at Moon High School in Western Pennsylvania under another Clarion graduate Joe Sacco. Calipari started his college playing career at UNC Wilmington before transferring to Clarion in 1981, helping the Golden Eagles reach their first NCAA Division II Tournament in program history that year.

Under legendary head coach Joe DeGregorio, Clarion went 23-6 and reached the East Region championship game. Calipari was a key member of Clarion's 1981-82 team that started the season 7-0 and ranked third in Division II at one point.

Calipari has remained close with the program throughout his career.



# COACH CALIPARI

## UK vs. AP Ranked Foes Under Cal

### Record as AP Top-Ranked Coach Since 2009-10

| Coach              | Schools    | Records |
|--------------------|------------|---------|
| 1. John Calipari   | Kentucky   | 69-8    |
| 2. Mark Few        | Gonzaga    | 64-6    |
| 3. Mike Krzyzewski | Duke       | 53-12   |
| 4. Bill Self       | Kansas     | 46-9    |
| 5. Jay Wright      | Villanova  | 28-6    |
| 6. Scott Drew      | Baylor     | 16-4    |
| 7. Jim Boeheim     | Syracuse   | 15-4    |
| 8. Tom Crean       | Indiana    | 14-3    |
| 9. Thad Matta      | Ohio State | 13-2    |
| 10. Sean Miller    | Arizona    | 12-1    |

### Record as AP Top-Ranked Coach Active

| Coach              | Schools            | Records |
|--------------------|--------------------|---------|
| 1. Mike Krzyzewski | Duke               | 219-36  |
| 2. John Calipari   | UK, Memphis, UMass | 110-13  |
| 3. Mark Few        | Gonzaga            | 64-6    |
| 4. Bill Self       | Kansas             | 48-10   |
| 5. Bruce Weber     | Illinois           | 30-2    |
| 6. Jay Wright      | Villanova          | 28-6    |
| 7. Jim Boeheim     | Syracuse           | 24-5    |
| 8. Bob Huggins     | Cincinnati         | 20-4    |
| 9. Scott Drew      | Baylor             | 16-4    |
| 10. Tom Izzo       | Michigan State     | 15-5    |

through games on Feb. 23

## All-Time Calipari Draft Picks

| Player (School)             | Round  | Year (Overall) |
|-----------------------------|--------|----------------|
| Bam Adebayo (UK)            | First  | 2017 (14)      |
| Eric Bledsoe (UK)           | First  | 2010 (18)      |
| Devin Booker (UK)           | First  | 2015 (13)      |
| Brandon Boston Jr. (UK)     | Second | 2021 (51)      |
| Antonio Burks (MEM)         | Second | 2004 (36)      |
| Marcus Camby (UMASS)        | First  | 1996 (2)       |
| Rodney Carney (MEM)         | First  | 2006 (16)      |
| DeMarcus Cousins (UK)       | First  | 2010 (5)       |
| Willie Cauley-Stein (UK)    | First  | 2015 (6)       |
| Anthony Davis (UK)          | First  | 2012 (1)       |
| Hamidou Diallo (UK)         | Second | 2018 (45)      |
| Joey Dorsey (MEM)           | Second | 2008 (33)      |
| C. Douglas-Roberts (MEM)    | Second | 2008 (40)      |
| Robert Dozier (MEM)         | Second | 2009 (60)      |
| Tyreke Evans (MEM)          | First  | 2009 (4)       |
| De'Aaron Fox (UK)           | First  | 2017 (5)       |
| S. Gilgeous-Alexander (UK)  | First  | 2018 (11)      |
| Archie Goodwin (UK)         | First  | 2013 (29)      |
| Josh Harrellson (UK)        | Second | 2011 (45)      |
| Andrew Harrison (UK)        | Second | 2015 (44)      |
| Tyler Herro (UK)            | First  | 2019 (13)      |
| Isaiah Jackson (UK)         | First  | 2021 (22)      |
| Dakari Johnson (UK)         | Second | 2015 (48)      |
| Keldon Johnson (UK)         | First  | 2019 (29)      |
| Terrence Jones (UK)         | First  | 2012 (18)      |
| Enes Kanter (UK)            | First  | 2011 (3)       |
| Michael Kidd-Gilchrist (UK) | First  | 2012 (2)       |
| Brandon Knight (UK)         | First  | 2011 (8)       |
| Kevin Knox (UK)             | First  | 2018 (9)       |
| Skal Labissière (UK)        | First  | 2016 (28)      |
| Doron Lamb (UK)             | Second | 2012 (42)      |
| DeAndre Liggins (UK)        | Second | 2011 (53)      |
| Trey Lyles (UK)             | First  | 2015 (12)      |
| Tyrese Maxey (UK)           | First  | 2020 (21)      |
| Darius Miller (UK)          | Second | 2012 (46)      |
| Malik Monk (UK)             | First  | 2017 (11)      |
| Jamal Murray (UK)           | First  | 2016 (7)       |
| Nerlens Noel (UK)           | First  | 2013 (6)       |
| Daniel Orton (UK)           | First  | 2010 (29)      |
| Patrick Patterson (UK)      | First  | 2010 (14)      |
| Immanuel Quickley (UK)      | First  | 2020 (25)      |
| Julius Randle (UK)          | First  | 2014 (7)       |
| Nick Richards (UK)          | Second | 2020 (42)      |
| Lou Roe (UMass)             | Second | 1995 (30)      |
| Derrick Rose (MEM)          | First  | 2008 (1)       |
| Marquis Teague (UK)         | First  | 2012 (29)      |
| Karl-Anthony Towns (UK)     | First  | 2015 (1)       |
| Tyler Ulis (UK)             | Second | 2016 (34)      |
| Jarred Vanderbilt (UK)      | Second | 2018 (41)      |
| Dajuan Wagner (MEM)         | First  | 2002 (6)       |
| John Wall (UK)              | First  | 2010 (1)       |
| PJ Washington (UK)          | First  | 2019 (12)      |
| Shawne Williams (MEM)       | First  | 2006 (17)      |
| James Young (UK)            | First  | 2014 (17)      |

## Calipari Named Coach of the Decade

Underscored by more victories than any other coach or program in his first 10 seasons at the helm at Kentucky, more Final Four appearances, a record number of NBA Draft picks, and the 2012 national championship, John Calipari was named the College Basketball Coach of the Decade by Sporting News in January 2020.

In a piece penned by national writer Mike DeCourcy, Sporting News credited Calipari for changing the college basketball landscape. Detailing Calipari's success – what DeCourcy described as a "college basketball revolution" – DeCourcy wrote that "no one defined the 2010s in the same way as Calipari ... nor achieved the same degree of consistent success."

In an era where kids can enter the NBA Draft at 19 years old, Calipari masterfully balances the priority of players' long-term professional dreams with individual and team development, leading to on-court success that no other team has matched.

"I knew we were going to make the program — and I said it at the press conference — it was going to be a players-first program," Calipari told Sporting News. "We were going to make decisions based on them and their needs. And it's not just about the name on the front. It'll be about the name on the back. That's how we're going to do this."

## Calipari Receives Guardians of the Game Award

John Calipari was one of eight coaches to receive the National Association of Basketball Coaches' Guardians of the Game Pillar Awards in 2021 for his work with the John McLendon Minority Leadership Initiative.

The Guardians of the Game Pillar Awards represent the NABC's core values of advocacy, education, inclusion and leadership. Calipari was one of three coaches, alongside Harvard head coach Tommy Amaker and South Carolina head coach Frank Martin, who received the award for inclusion.

Calipari, Amaker and Martin were honored for leading and launching the McLendon Minority Leadership Initiative, a coach-driven initiative to provide minorities a jump-start to their careers through practical experiences, opportunities to build their network, and instilling the values of John McLendon: integrity, education, leadership and mentorship.

Calipari spearheaded the MLI after watching the nation confront issues of social injustice and racial inequality. He recruited Amaker and Martin, both members of the NABC Committee on Racial Reconciliation, to join him to make change on college campuses and present opportunities for minorities. His idea was to recruit minority candidates, known as MLI Future Leaders, and provide access and opportunity with real-world experience and networking platforms designed to elevate talented young women and men of color.

The initiative has drawn more than 80 coaches nationally from basketball, football and baseball across the country to serve as

## UK Collegiate Awards Under Calipari

| All-America Honors (NCAA Recognized)                    | CoSIDA Academic All-America           | Tyler Ulis                     | 2015 |
|---|---------------------------------------|--------------------------------|------|
| DeMarcus Cousins (2010)                                 | Alex Poythress (2nd)                  | Jamal Murray                   | 2016 |
| AP (1), NABC (2), USBWA (2), SN (2)                     |                                       | Bam Adebayo                    | 2017 |
|   | <b>All-SEC</b>                        | De'Aaron Fox                   | 2017 |
| John Wall (2010)  | DeMarcus Cousins (2010)               | Malik Monk                     | 2017 |
| AP (1), NABC (1), USBWA (1), SN (1)                     | Patrick Patterson (2010)              | Shai Gilgeous-Alexander        | 2018 |
|   | John Wall (2010)                      | Kevin Knox                     | 2018 |
| Anthony Davis (2012)                                    | Terrence Jones (2011)                 | Tyler Herro                    | 2019 |
| AP (1), NABC (1), USBWA (1), SN (1)                     | Brandon Knight (2011)                 | Keldon Johnson                 | 2019 |
|   | Anthony Davis (2012)                  | Tyrese Maxey                   | 2020 |
| Michael Kidd-Gilchrist (2012)                           | Mike Kidd-Gilchrist (2012)            | Isaiah Jackson                 | 2021 |
| USBWA (2), SN (2), AP (3), NABC (3)                     | Terrence Jones (2012)                 |                                |      |
|   | Doron Lamb (2012)                     | <b>NCAA Final Four Team</b>    |      |
| Julius Randle (2014)                                    | Nerlens Noel (2013)                   | Anthony Davis (MVP)            | 2012 |
| AP (3), NABC (3)  | Julius Randle (2014)                  | Michael Kidd-Gilchrist         | 2012 |
|   | James Young (2014)                    | Doron Lamb                     | 2012 |
| Willie Cauley-Stein (2015)                              | Devin Booker (2015)                   | Julius Randle                  | 2014 |
| AP (1), NABC (1), USBWA (1), SN (1)                     | Willie Cauley-Stein (2015)            | James Young                    | 2014 |
|   | Aaron Harrison (2015)                 |                                |      |
| Karl-Anthony Towns (2015)                               | Karl-Anthony Towns (2015)             | <b>NCAA All-Regional</b>       |      |
| AP (2), NABC (2), SN (3)                                | Jamal Murray (2016)                   | DeMarcus Cousins               | 2010 |
|   | Tyler Ulis (2016)                     | John Wall                      | 2010 |
| Jamal Murray (2016)                                     | Bam Adebayo (2017)                    | Josh Harrellson                | 2011 |
| AP (3)  | De'Aaron Fox (2017)                   | Brandon Knight (MVP)           | 2011 |
|   | Malik Monk (2017)                     | DeAndre Liggins                | 2011 |
| Tyler Ulis (2016)                                       | Shai G.-Alexander (2018)              | M. Kidd-Gilchrist (MVP)        | 2012 |
| AP (1), SN (1), USBWA (2), NABC (2)                     | Kevin Knox (2018)                     | Anthony Davis                  | 2012 |
|   | Tyler Herro (2019)                    | Doron Lamb                     | 2012 |
| Malik Monk (2017)                                       | Keldon Johnson (2019)                 | Aaron Harrison                 | 2014 |
| SN (2), USBWA (2), NABC (2), AP (2)                     | PJ Washington (2019)                  | Marcus Lee                     | 2014 |
|   | Tyrese Maxey (2020)                   | Julius Randle (MVP)            | 2014 |
| PJ Washington (2019)                                    | Nick Richards (2020)                  | Willie Cauley-Stein            | 2015 |
| SN (3), USBWA (3), NABC (3), AP (3)                     | Immanuel Quickley (2020)              | Andrew Harrison                | 2015 |
|   |                                       | Karl-Anthony Towns (MVP)       | 2015 |
| <b>SEC Player of the Year</b>                           | <b>SEC All-Defensive Team</b>         | De'Aaron Fox                   | 2017 |
| John Wall   | Patrick Patterson                     | Isaac Humphries                | 2017 |
| Anthony Davis   | DeAndre Liggins                       | Tyler Herro                    | 2019 |
| Tyler Ulis  | Anthony Davis                         | PJ Washington                  | 2019 |
| Malik Monk  | Michael Kidd-Gilchrist                |                                |      |
| Immanuel Quickley                                       | Nerlens Noel                          | <b>SEC All-Tournament Team</b> |      |
|   | Willie Cauley-Stein                   | John Wall (MVP)                | 2010 |
| <b>SEC Defensive Player of the Year</b>                 | Willie Cauley-Stein                   | Eric Bledsoe                   | 2010 |
| Anthony Davis   | Tyler Ulis                            | DeMarcus Cousins               | 2010 |
| Nerlens Noel  | Ashton Hagans                         | Darius Miller (MVP)            | 2011 |
| Willie Cauley-Stein                                     | Ashton Hagans                         | Brandon Knight                 | 2011 |
| Tyler Ulis  | Nick Richards                         | Josh Harrellson                | 2011 |
| Ashton Hagans (shared)                                  | Isaiah Jackson                        | Anthony Davis                  | 2012 |
|   |                                       | Terrence Jones                 | 2012 |
| <b>SEC Freshman (Coaches)/Newcomer (AP) of the Year</b> | <b>Coaches' SEC All-Freshman Team</b> | Aaron Harrison                 | 2014 |
| DeMarcus Cousins  | Eric Bledsoe                          | Julius Randle                  | 2014 |
| John Wall   | DeMarcus Cousins                      | Willie Cauley-Stein (MVP)      | 2015 |
| Terrence Jones  | John Wall                             | Aaron Harrison                 | 2015 |
| Anthony Davis   | Brandon Knight                        | Andrew Harrison                | 2015 |
| Nerlens Noel  | Terrence Jones                        | Jamal Murray                   | 2016 |
| Julius Randle   | Doron Lamb                            | Tyler Ulis (MVP)               | 2016 |
| Karl-Anthony Towns                                      | Anthony Davis                         | Bam Adebayo                    | 2017 |
| Malik Monk  | Michael Kidd-Gilchrist                | De'Aaron Fox (MVP)             | 2017 |
| Kevin Knox  | Willie Cauley-Stein                   | Dominique Hawkins              | 2017 |
| Tyler Herro   | Archie Goodwin                        | Wenyen Gabriel                 | 2018 |
| Keldon Johnson  | Nerlens Noel                          | Shai G.-Alexander (MVP)        | 2018 |
|   | Alex Poythress                        | Kevin Knox                     | 2018 |
|   | Julius Randle                         |                                |      |
| <b>SEC Sixth Man of the Year</b>                        | James Young                           |                                |      |
| Darius Miller   | Devin Booker                          |                                |      |
| Kyle Wilster  | Trey Lyles                            |                                |      |
| Devin Booker  | Karl-Anthony Towns                    |                                |      |







# COACH CALIPARI

## Dream Maker

As someone who prides himself on helping young men reach their dreams, John Calipari has helped 54 players earn selection in the NBA Draft during his college coaching career, including 43 in his first 12 seasons at UK, more than any other coach.

- Four No. 1 overall selections (Derrick Rose, John Wall, Anthony Davis and Karl-Anthony Towns) during the nine drafts from 2008 to 2016. No other coach has more than three No. 1 picks
- In 2010, five of his UK players were selected in the first round for the first time in NBA history
- His six players in the 2012 and 2015 NBA drafts are the most in the two-round era
- Churned out 43 NBA Draft picks, 32 first-rounders (more than the entire Big Ten during the same time span), three No. 1 selections, seven top-five picks and 21 lottery picks at Kentucky
- Of the 61 full-time scholarship players who have finished their college careers at Kentucky under Calipari (did not transfer or leave the program early), 43 have been selected in the NBA Draft, a 70.5% success rate. Another seven of those made the NBA. This does not include the late Terrence Clarke
- Of the 30 players at UK who have declared for the NBA Draft at the conclusion of their freshman seasons, 27 have been first-round picks. All previous players have played game in the NBA. He is 31 for 34 when including his players from Memphis. This does not include the late Terrence Clarke
- Only coach to produce the top two picks in the same draft (2012, Davis and Michael Kidd-Gilchrist)
- Produced a top-10 pick in 12 straight drafts from 2008-19, the only school to do so during that time period
- Eight of his former players have been named NBA All-Stars (28 total and all since 2010), six have been tabbed All-NBA (11 times), three were named NBA Rookie of the Year, and 15 players from Calipari's first 11 teams at UK have made the NBA All-Rookie teams. Rose was named NBA MVP in 2011 and Davis won NBA All-Star MVP honors in 2017

## Developing Talent

John Calipari hasn't just signed the best talent in the country while he's been at Kentucky; he's been the best at developing that talent and getting it ready for the next level.

Of the 40 top-25 Rivals.com players Kentucky has signed who did not transfer or leave the program early (and aren't still actively playing at UK), 34 were drafted and 26 were selected in the first round. But that's only half the story. Calipari's players don't just make it to the pros, they're better prepared than anyone else. The proof is in the numbers.

Entering the 2021-22 NBA season, Calipari's NBA pros had amassed nearly \$3.5 billion in career NBA contracts, which doesn't include endorsement deals and overseas contracts. Of his UK players in the NBA, they have nearly \$3 billion in career contracts.

There's more: Of UK's 21 lottery picks in the Calipari era, 18 have earned second contracts in the NBA with 11 of them cashing in on max contracts. Of the four who haven't earned second contracts, all have been drafted in the last four years and are still on their rookie deal. Since Calipari's first draft class, 33 lottery selections have earned max contracts in the NBA. Eleven of those players are Kentucky alums. Duke (three), Georgetown (two) and Kansas (two) are the only other programs to have multiple lottery selections earn a max contract.

## Double-Digit Win Streaks

John Calipari's teams have posted 19 streaks of 10 or more wins at Kentucky, Memphis and UMass, including six at UK. They have won 15 or more straight games nine times, 20 or more six times, 25 or more five times, and 30 or more once. Of course, the most famous streak was the 38-0 start during the 2014-15 season.

|                         |                           |                          |                           |
|-------------------------|---------------------------|--------------------------|---------------------------|
| 1. 38 Kentucky, 2014-15 | 6. 24 Kentucky, 2011-12   | T10. 14 UMass, 1991-92   | T16. 10 Kentucky, 2018-19 |
| 2. 27 Memphis, 2008-09  | 7. 19 Kentucky, 2009-10   | T12. 12 Memphis, 2007-08 | T16. 10 Kentucky, 2010-11 |
| T3. 26 Memphis, 2007-08 | 8. 16 UMass, 1994-95      | T12. 12 Memphis, 2002-03 | T16. 10 Memphis, 2001-02  |
| T3. 26 UMass, 1995-96   | 9. 15 Memphis, 2005-06    | T12. 12 UMass, 1992-93   | T16. 10 UMass, 1993-94    |
| 5. 25 Memphis, 2006-07  | T10. 14 Kentucky, 2016-17 | 15. 11 Memphis, 2003-04  |                           |

## Calipari Nearly Perfect vs. Former Assistants

John Calipari has made it known that he doesn't enjoy coaching against friends. That hasn't stopped him from winning anyway. Calipari is 18-1 all-time when coaching against former assistants with a win over Tony Barbee and Central Michigan on Nov. 26, 2021. He suffered his first and only loss to a former assistant against former Memphis assistant Josh Pastner, now the head coach of Georgia Tech, on Dec. 6, 2020.

|                        |                     |
|------------------------|---------------------|
| Orlando Antigua - 1-0  | Tony Barbee - 9-0   |
| Bruiser Flint - 2-0    | Derek Kellogg - 1-0 |
| Chuck Martin - 2-0     | Josh Pastner - 1-1  |
| Steve Roccaforte - 2-0 |                     |

## #LaFamilia NBA Awards

|  |      |                               |      |                               |      |                    |      |                                   |      |
|--|------|-------------------------------|------|-------------------------------|------|--------------------|------|-----------------------------------|------|
| <b>NBA Player of the Year</b><br>Derrick Rose                | 2011 | Karl-Anthony Towns (3rd)      | 2018 | Eric Bledsoe (2nd)            | 2011 | Anthony Davis      | 2021 | Derrick Rose                      | 2010 |
|  |      | Anthony Davis (1st)           | 2017 | Tyreke Evans (1st)            | 2010 | Julius Randle      | 2021 |                                   |      |
|  |      | John Wall (3rd)               | 2017 | Derrick Rose (1st)            | 2010 | Bam Adebayo        | 2020 | <b>All-Star Game MVP</b>          |      |
| <b>NBA Rookie of the Year</b><br>Karl-Anthony Towns          | 2016 | DeMarcus Cousins (2nd)        | 2016 | Marcus Camby (1st)            | 1997 | Devin Booker       | 2020 | Anthony Davis                     | 2017 |
|  |      | Anthony Davis (1st)           | 2015 |                               |      | Anthony Davis      | 2020 |                                   |      |
|  |      | DeMarcus Cousins (2nd)        | 2015 | <b>All-NBA Defensive Team</b> |      | Anthony Davis      | 2019 | <b>Rising Stars Challenge MVP</b> |      |
|  |      | Derrick Rose (1st)            | 2012 | Bam Adebayo (2nd)             | 2021 | Karl-Anthony Towns | 2019 | Jamal Murray                      | 2017 |
|  |      | Derrick Rose (1st)            | 2011 | Bam Adebayo (2nd)             | 2020 | DeMarcus Cousins   | 2018 | John Wall                         | 2011 |
| <b>NBA Defensive Player of the Year</b><br>Marcus Camby      | 2007 |                               |      | Anthony Davis (1st)           | 2020 | Anthony Davis      | 2018 | Tyreke Evans                      | 2010 |
|  |      | <b>All-NBA Rookie Team</b>    |      | Eric Bledsoe (2nd)            | 2020 | Karl-Anthony Towns | 2018 |                                   |      |
|  |      | Immanuel Quickley (2nd)       | 2021 | Eric Bledsoe (1st)            | 2019 | John Wall          | 2018 | <b>Slam Dunk Contest Winner</b>   |      |
|  |      | Tyler Herro (2nd)             | 2020 | Anthony Davis (1st)           | 2018 | DeMarcus Cousins   | 2017 | Hamidou Diallo                    | 2019 |
| <b>NBA Most Improved Player of the Year</b><br>Julius Randle | 2021 | PJ Washington (2nd)           | 2020 | Anthony Davis (2nd)           | 2017 | Anthony Davis      | 2017 | John Wall                         | 2014 |
|  |      | Shai Gilgeous-Alexander (2nd) | 2019 | Anthony Davis (2nd)           | 2015 | John Wall          | 2017 |                                   |      |
| <b>NBA Cares Community Assist Award</b><br>Devin Booker      | 2021 | Jamal Murray (2nd)            | 2017 | John Wall (2nd)               | 2015 | DeMarcus Cousins   | 2016 | <b>3-Point Contest Winner</b>     |      |
|  |      | Karl-Anthony Towns (1st)      | 2016 | Marcus Camby (1st)            | 2008 | Anthony Davis      | 2016 | Karl-Anthony Towns                | 2022 |
|  |      | Devin Booker (1st)            | 2016 | Marcus Camby (1st)            | 2007 | John Wall          | 2016 | Devin Booker                      | 2018 |
|  |      | Offseason                     |      | Marcus Camby (2nd)            | 2006 | DeMarcus Cousins   | 2015 |                                   |      |
|  |      | John Wall                     | 2016 | Marcus Camby (2nd)            | 2005 | Anthony Davis      | 2015 | <b>Skills Challenge Winner</b>    |      |
|  |      | Nerlens Noel (1st)            | 2015 |                               |      | John Wall          | 2015 | Bam Adebayo                       | 2020 |
|  |      | Anthony Davis (1st)           | 2013 | <b>NBA All-Star Team</b>      |      | Anthony Davis      | 2014 | Karl-Anthony Towns                | 2016 |
| <b>All-NBA Team</b><br>Julius Randle (2nd)                   | 2021 | Michael Kidd-Gilchrist (2nd)  | 2013 | Devin Booker                  | 2022 | John Wall          | 2014 | Derrick Rose                      | 2009 |
|  |      | Brandon Knight (1st)          | 2012 | Karl-Anthony Towns            | 2022 | Derrick Rose       | 2012 |                                   |      |
|  |      | Anthony Davis (1st)           | 2020 | Devin Booker                  | 2021 |                    | 2011 |                                   |      |
|  |      | DeMarcus Cousins (1st)        | 2011 |                               |      |                    |      |                                   |      |
|  |      | John Wall (1st)               | 2011 |                               |      |                    |      |                                   |      |



# COACH CALIPARI

A “players-first” coach with a penchant for helping people reach their dreams, John Calipari, a Naismith Memorial Basketball Hall of Famer, has guided six teams to the Final Four, led one to a national championship and helped 54 players earn selection in the NBA Draft during his 30-year college coaching career.

Calipari guided Kentucky to its eighth national championship and his first national title in 2012. In becoming only the second coach in NCAA history to lead three different schools to the Final Four, he has racked more than 800 on-court victories, 20 NCAA Tournament on-court appearances, six Final Fours and numerous national coach of the year honors.

From UMass to Memphis and now Kentucky, Calipari’s career has been successful throughout, but his most recent run in Lexington has been the best stretch of his career. During Calipari’s first 12 seasons at UK, he has led all coaches in NCAA Tournament wins (31), Final Fours (four), Elite Eights (seven) and Sweet 16s (eight). He is in the top three in total wins (339) in that time span.

In 2015, Coach Cal led college basketball’s first ever 38-0 team, and became one of just three coaches to make four Final Fours in a five-year span. At the end of the season, Calipari became the 96th coach to join the Naismith Memorial Basketball Hall of Fame.

While building a program out of obscurity at UMass, laying the foundation at Memphis and restoring luster at the sport’s greatest program at Kentucky, he totaled the second-most wins in NCAA history in the first 20 years of a college coaching career.

Quite honestly, though, Calipari’s on-court success overshadows a much more significant picture.

In his goal to lead a players-first program, he has helped more than 50 young men realize their dreams and reach the NBA level with 54 players earning NBA Draft selections, including a record five first-round draft picks in 2010. Two years later, six Wildcats heard their names called at the 2012 draft, the most in the two-round draft era. UK, with Calipari’s help, would tie those six picks again in 2015, including a record-tying four lottery selections. His four No. 1 overall picks are more than any other coach, and he has had 43 players drafted during his first 12 years at Kentucky, including 32 first-round picks, more than the entire Big Ten combined in that time span.

Calipari’s players have entered the league NBA-ready. His players have garnered 28 All-Star selections -- all since 2010 -- with Anthony Davis winning the game’s MVP honor in 2017. Derrick Rose was named NBA MVP in 2011. Six of his players have been tabbed All-NBA (11 times), three have been named NBA Rookie of the Year and 15 players from Calipari’s first 11 teams at Kentucky have made the NBA All-Rookie teams.

Much like he did at UMass, where his players graduated at nearly 80%, Calipari has stressed academics. Seventeen of his last 20 seniors at Memphis earned their bachelor’s degrees, and all 23 players at UK who were eligible to graduate by the end of their senior years walked away with a diploma in hand, including five players who earned their degree in just three years, including redshirt junior Zan Payne who completed his degree in August. Calipari’s teams routinely have posted a combined team grade-point average of 3.0 or better.

Calipari has raised millions of dollars to help the lives of those in need in the Commonwealth and beyond. He has had a particular passion to assist those impacted by natural disasters. For instance, in 2010, he used a telethon to raise more than \$1 million for victims of the devastating earthquake in Haiti. He followed that up with telethons in 2012, raising \$1 million for victims of Superstorm Sandy, in 2017 for victims of Hurricane Harvey, and played a leading role in the “Kentucky United” efforts that generated more than \$5 million for victims of devastating tornadoes in Western Kentucky in 2021.

Calipari launched his foundation in 2012, and since then the foundation has worked with several key partners and donated more than \$1.5 million, a figure that does not include matching funds that have been contributed from individuals and corporations. In 2013, Calipari initiated hosting an annual alumni weekend around his basketball fantasy experience with the intent to raise money for charity. After generating \$350,000 for selected organizations and charities during the inaugural game, the weekend has generated millions of dollars for charity since its inception.

In 2019, when federal workers were without pay due to a government shutdown, he, his wife and his foundation assisted workers with financial help and grocery gift cards. He and his wife, Ellen, teamed up with Fayette County Public Schools to help families in need during the COVID-19 pandemic.

His latest efforts include spearheading the creation of the John McLendon Minority Leadership Initiative, a nation-wide coach-driven initiative to provide minorities a jump-start to their careers through practical experiences, opportunities to build their network and instilling the values of John McLendon: integrity, education, leadership and mentorship. Participants in the initiative will be known as MLI Future Leaders.

In 2017, Coach Cal was named the head coach of the 2017 USA Basketball Men’s U19 World Cup Team, which finished third at the 2017 FIBA U19 World Cup in Cairo.

Author of five books, including the New York Times Best Seller “Players First: Coaching from the Inside Out,” Calipari is a master of communication and maximizing talent. He lives by the motto that “it’s never a matter of how far you have fallen, but instead it’s about how high you bounce back.”



## BIOGRAPHICAL INFORMATION

**Date of Birth:** Feb. 10, 1959 | **Wife:** Ellen  
**Children:** Erin, Megan, Brad

### Education

Clarion State (1982)

### Head Coaching Experience

University of Massachusetts (1989-96)

New Jersey Nets (NBA) (1997-99)

University of Memphis (2001-09)

University of Kentucky (2010-present)

## COACHING AWARDS

- 2021 NABC Guardians of the Game Pillar Award - Inclusion
- NABC District 20 Coach of the Year
- USBWA District IV Coach of the Year
- 2020 SEC Coach of the Year (Coaches)
- 2019 *The Sporting News* Coach of the Decade
- 2018 Naismith Hall of Fame 'Service Above Self' Honoree
- 2018 NABC Metropolitan Award
- 2015 Naismith Memorial Basketball Hall of Fame Inductee
- 2015 AP National Coach of the Year
- 2015 Naismith National Coach of the Year
- 2015 NABC National Coach of the Year
- 2015 *The Sporting News* National Coach of the Year
- 2015 Adolph Rupp National Coach of the Year
- 2015 SEC Coach of the Year (AP/Coaches)
- 2015 USBWA District IV Coach of the Year
- 2012 Nell & John Wooden Coach of the Year Leadership Award
- 2012 Naismith National Coach of the Year Finalist
- 2012 SEC Coach of the Year (AP/Coaches)
- 2010 Adolph Rupp National Coach of the Year
- 2010 Naismith National Coach of the Year Finalist
- 2010 SEC Coach of the Year (AP)
- 2010 *Sporting News* SEC Coach of the Year
- 2010 Yahoo! Sports SEC Coach of the Year
- 2010 USBWA District IV Coach of the Year
- 2009 NABC National Co-Coach of the Year
- 2009 *Sports Illustrated* National Coach of the Year
- 2009 Phelan National Coach of the Year
- 2009 Iba National Coach of the Year Finalist
- 2009 C-USA Coach of the Year
- 2008 Naismith National Coach of the Year
- 2008 C-USA Coach of the Year
- 2008 Iba National Coach of the Year Finalist
- 2008 Phelan National Coach of the Year Finalist
- 2007 Phelan National Coach of the Year Finalist
- 2007 USBWA District IV Coach of the Year
- 2007 *Basketball Times* South Region Coach of the Year
- 2006 C-USA Coach of the Year
- 2004 NABC District 7 Coach of the Year
- 1996 Naismith National Coach of the Year
- 1996 NABC National Coach of the Year
- 1996 *The Sporting News* National Coach of the Year
- 1996 Atlantic 10 Coach of the Year
- 1995 Naismith National Coach of the Year Finalist
- 1994 Naismith National Coach of the Year Finalist
- 1994 Atlantic 10 Coach of the Year
- 1993 USBWA District I Coach of the Year
- 1993 Atlantic 10 Coach of the Year
- 1992 Eastern Basketball Coach of the Year



# COACH CALIPARI

## NCAA DIVISION I ACTIVE WINNINGEST COACHES

(On-court by percentage - min. 10 yrs. at Division I level through the end of the 2020-21 season)

| NO. | COACH/TEAM           | YRS.      | PCT.        |
|-----|----------------------|-----------|-------------|
| 1.  | Mark Few             | 22        | .836        |
| 2.  | <b>John Calipari</b> | <b>29</b> | <b>.771</b> |
| 3.  | Bill Self            | 28        | .766        |
| 4.  | Mike Krzyzewski      | 46        | .764        |
| 5.  | Rick Pitino          | 33        | .738        |

## SINCE 2005-06 ...

Since the 2005-06 season, John Calipari's on-court record ranks him as the winningest coach. Totals through games on Feb. 23.

|    | COACH                | RECORD         |
|----|----------------------|----------------|
| 1. | <b>John Calipari</b> | <b>499-112</b> |
| 2. | Bill Self            | 498-106        |
| 3. | Mark Few             | 494-90         |
| 4. | Mike Krzyzewski      | 473-119        |
| 5. | Jay Wright           | 434-141        |

## MISCELLANEOUS ON-COURT RECORDS

**Overall On-Court Record:** .....807-238 (.772)  
**March/April Record:**.....164-53 (.756)  
**NCAAT Record:**.....56-19 (.747)  
**Record in Conference Games:**.....379-119 (.761)  
**Record in Conference Tournament:**.....57-13 (.814)

- Calipari owns the NCAA's most single-season wins with 38, tying his own record (Memphis in '08 and UK in '12) in 2015 with 38 wins. He owns the most single-season wins at UMass, Memphis and UK
- Calipari is the winningest coach in NCAA Division I history for a five-year span with 173 victories (2008-12)
- Calipari is the first coach in NCAA Division I history to record five straight on-court 30-win seasons. Memphis hit the 30-win plateau from 2006-09
- Calipari is one of only two coaches (Rick Pitino) to lead three different schools to a Final Four
- Calipari is one of only three coaches (John Wooden, Mike Krzyzewski) to go to four Final Fours in five seasons
- Calipari has advanced to the Sweet Sixteen in 12 of the last 15 NCAA Tournaments and the Elite Eight in 10 of the last 15
- Calipari started with a 54-0 record in Rupp Arena as head coach of the Wildcats
- Calipari has helped 43 players earn selection in the NBA Draft (32 first-round picks) over the last 12 seasons
- Calipari has more wins (327) in a 10-year period (2006-15) than any other coach in college basketball history
- Calipari is the fourth-fastest NCAA Division I men's basketball coach to reach 300 victories at a single school
- Calipari's 31 combined regular season and tournament league titles trail only Mark Few (38) of Gonzaga for the most among active coaches
- Calipari is the fourth-fastest coach to 800 on-court wins, behind Adolph Rupp, Roy Williams and Dean Smith
- Calipari has the second-most wins in school history, behind only Adolph Rupp
- Calipari's 31 NCAA Tournament wins are the most in school history. Rupp had 30

## CAL IN CONFERENCE

| SEC COACHES                    | CONFERENCE    | Tournament    | Conference        |
|--------------------------------|---------------|---------------|-------------------|
|                                | CHAMPIONSHIPS | Championships | Coach of the Year |
| Nate Oats, Alabama             | 3             | 4             | 4                 |
| Eric Musselman, Arkansas       | 3             | 1             | 1                 |
| Bruce Pearl, Auburn            | 8             | 3             | 7                 |
| Michael White, Florida         | 3             | 0             | 3                 |
| Tom Crean, Georgia             | 3             | 0             | 3                 |
| <b>John Calipari, Kentucky</b> | <b>16</b>     | <b>15</b>     | <b>10</b>         |
| Will Wade, LSU                 | 2             | 0             | 1                 |
| Cuonzo Martin, Missouri        | 1             | 0             | 1                 |
| Kermit Davis, Ole Miss         | 8             | 4             | 7                 |
| Ben Howland, Mississippi State | 8             | 4             | 3                 |
| Frank Martin, South Carolina   | 0             | 0             | 1                 |
| Rick Barnes, Tennessee         | 4             | 1             | 6                 |
| Buzz Williams, Texas A&M       | 1             | 0             | 2                 |
| Jerry Stackhouse, Vanderbilt   | 0             | 0             | 0                 |
| <b>TOTALS</b>                  | <b>60</b>     | <b>32</b>     | <b>49</b>         |

## CALIPARI VS. ALL OPPONENTS

|                              |                               |                                |                           |
|------------------------------|-------------------------------|--------------------------------|---------------------------|
| Abilene Christian .....1-0   | Furman .....1-0               | Mount St. Mary's.....2-0       | St. Bonaventure.....17-1  |
| Alabama .....19-6            | George Mason .....1-0         | Murray State.....1-0           | St. John's.....1-0        |
| Albany.....2-0               | George Washington.....8-9     | Nevada.....1-0                 | St. Joseph's .....15-5    |
| Arizona.....1-1              | Georgetown.....2-1            | New Hampshire.....5-0          | St. Mary's.....1-0        |
| Arizona State.....2-1        | Georgia.....20-3              | New Mexico.....1-0             | St. Peter's .....1-0      |
| Arkansas.....13-7            | Georgia Tech.....2-2          | New Orleans.....1-0            | Stanford.....3-2          |
| Arkansas-Little Rock.....3-0 | Gonzaga.....4-0               | NJIT.....1-0                   | Stephen F. Austin.....1-0 |
| Arkansas-Pine Bluff.....1-0  | Grand Canyon.....1-0          | North Carolina.....8-4         | Stony Brook.....1-0       |
| Arkansas State.....4-0       | Hampton.....1-0               | North Carolina State.....1-0   | Syracuse.....3-2          |
| Auburn.....13-6              | Hartford.....2-0              | North Dakota.....1-0           | TCU.....7-1               |
| Austin Peay.....6-1          | Harvard.....2-0               | North Florida.....1-0          | Temple.....13-11          |
| Baylor.....1-2               | High Point.....1-0            | North Texas.....1-0            | Tennessee.....19-14       |
| Belmont.....2-0              | Hofstra.....1-0               | Northeastern.....3-1           | Tennessee State.....1-0   |
| Boise State.....1-0          | Holy Cross.....4-1            | Northern Kentucky.....2-0      | Tennessee Tech.....1-0    |
| Boston.....7-1               | Iowa.....17-3                 | Northwestern State.....1-0     | Texas.....2-2             |
| Boston College.....2-0       | Howard.....1-0                | Notre Dame.....2-3             | Texas A&M.....11-3        |
| Bradley.....1-0              | Illinois.....1-1              | Oakland.....1-0                | Texas Tech.....1-0        |
| Bucknell.....1-0             | Illinois State.....1-0        | Ohio.....1-0                   | Towson State.....1-0      |
| Buffalo.....3-0              | Indiana.....3-2               | Ohio State.....1-3             | Troy.....1-0              |
| BYU.....1-0                  | Iowa.....0-1                  | Oklahoma.....5-1               | Tulane.....16-0           |
| Cal State Northridge.....1-0 | Iowa State.....2-0            | Oklahoma State.....0-2         | Tulsa.....11-1            |
| Canisius.....1-0             | Jackson State.....2-0         | Old Dominion.....2-0           | UAB.....15-3              |
| Central Conn. St.....2-0     | Kansas.....5-7                | Ole Miss.....16-5              | UCF.....5-0               |
| Central Michigan.....1-0     | Kansas State.....2-1          | Oral Roberts.....1-0           | UCLA.....4-4              |
| Charlotte.....2-3            | Keene State.....1-0           | Oregon State.....1-0           | UIC.....1-0               |
| Chattanooga.....2-0          | Kentucky.....2-4              | Pennsylvania.....3-0           | UNC Asheville.....2-0     |
| Christian Brothers.....2-0   | La Salle.....3-0              | Penn State.....4-4             | UNC Greensboro.....2-0    |
| Cincinnati.....6-7           | Lafayette (Pa.).....1-0       | Pepperdine.....1-0             | UNC Wilmington.....1-0    |
| Cleveland State.....4-0      | Lamar.....5-0                 | Pittsburgh.....2-1             | USF.....10-1              |
| Coastal Carolina.....1-0     | LIU-Brooklyn.....1-0          | Portland.....3-0               | Utah.....2-2              |
| Colorado.....1-1             | Lipscomb.....1-0              | Princeton.....2-0              | Utah Valley.....2-0       |
| Colorado State.....0-1       | Long Beach State.....1-0      | Providence.....3-1             | UTEP.....5-0              |
| Columbia.....1-0             | Louisiana Tech.....1-1        | Purdue.....2-1                 | UT Arlington.....3-0      |
| Connecticut.....2-5          | Louisville.....17-8           | Radford.....1-0                | UT Martin.....5-0         |
| Coppin State.....1-0         | Loyola.....1-0                | Rhode Island.....16-2          | Valparaiso.....1-0        |
| Cornell.....1-0              | Lowell.....2-1                | Rice.....4-0                   | Vanderbilt.....23-4       |
| Dartmouth.....1-0            | LSU.....14-4                  | Richmond.....1-1               | Vermont.....3-0           |
| Davidson.....1-0             | Manhattan.....2-0             | Rider.....1-0                  | Villanova.....2-0         |
| Dayton.....1-0               | Marist.....2-0                | Robert Morris.....2-1          | Virginia.....0-1          |
| DePaul.....4-2               | Marquette.....3-1             | Rutgers.....11-4               | Virginia Tech.....3-0     |
| Detroit.....1-0              | Marshall.....6-0              | Saint Louis.....4-3            | VMI.....1-0               |
| Drexel.....2-0               | Maryland.....5-3              | Sam Houston State.....1-0      | Wake Forest.....2-1       |
| Duke.....1-4                 | Massachusetts.....1-0         | Samford.....3-0                | Washington.....1-0        |
| Duquesne.....12-4            | Memphis.....1-0               | Santa Clara.....1-0            | West Virginia.....13-7    |
| East Carolina.....7-0        | Miami (Fla.).....0-1          | Savannah State.....1-0         | Western Kentucky.....3-0  |
| East Tennessee State.....4-0 | Miami (Ohio).....2-0          | Seton Hall.....1-1             | Wichita State.....2-0     |
| Eastern Kentucky.....4-0     | Michigan.....1-0              | Siena.....4-0                  | Winthrop.....3-0          |
| Eastern Michigan.....2-0     | Michigan State.....3-1        | SMU.....7-0                    | Wisconsin.....1-1         |
| Evansville.....0-1           | Middle Tennessee.....3-0      | South Carolina.....16-4        | Wofford.....2-0           |
| Fairfield.....1-0            | Milwaukee.....1-0             | Southern.....1-0               | Wright State.....1-0      |
| Fairleigh Dickinson.....1-0  | Mississippi State.....17-1    | Southern Cal.....2-0           | Xavier.....2-2            |
| Florida.....21-9             | Mississippi Valley St.....1-0 | South Connecticut.....1-0      | Yale.....1-0              |
| Florida State.....1-1        | Missouri.....11-4             | Southeastern Louisiana.....3-0 |                           |
| Florida Tech.....0-1         | Monmouth.....2-0              | Southern Illinois.....1-0      |                           |
| Floridaham.....5-0           | Montana State.....1-0         | Southern Miss.....15-4         |                           |
| Fort Wayne.....1-0           | Morehead State.....3-0        | Southwest Texas St.....1-0     |                           |














# KENTUCKY X NBA



**BAM ADEBAYO**  
**MIAMI HEAT**  
 DRAFTED: 2017 / Rd 1, Pk 14 (Miami)  
 2021-22 NBA STATS

| PPG  | RPG  | BPG | APG |
|------|------|-----|-----|
| 18.6 | 10.2 | 0.7 | 3.5 |

**CAREER** PPG RPG APG  
 13.0 8.2 3.5

**NBA NOTES** Averaging 21.9 points and 11.3 rebounds per game during the month of February



**ERIC BLEDSOE**  
**PORTLAND TRAILBLAZERS**  
 DRAFTED: 2010 / Rd 1, Pk 18 (OKC)  
 2021-22 NBA STATS

| PPG | APG | RPG | SPG |
|-----|-----|-----|-----|
| 9.9 | 4.2 | 3.4 | 1.3 |

**CAREER** PPG APG SPG  
 13.7 4.7 1.4

**NBA NOTES** Traded to Portland, his fifth different team in his career



**DEVIN BOOKER**  
**PHOENIX SUNS**  
 DRAFTED: 2015 / Rd 1, Pk 13 (Phoenix)  
 2021-22 NBA STATS

| PPG  | RPG | APG | SPG |
|------|-----|-----|-----|
| 25.5 | 5.2 | 4.5 | 1.0 |

**CAREER** PPG APG FG%  
 23.2 4.6 45.4

**NBA NOTES** Named to his third career All-Star Game in 2022



**BRANDON BOSTON JR.**  
**LOS ANGELES CLIPPERS**  
 DRAFTED: 2021 / Rd 1, Pk 51 (Memphis)  
 2021-22 NBA STATS

| PPG | RPG | APG | MPG  |
|-----|-----|-----|------|
| 6.7 | 2.3 | 0.9 | 15.1 |

**CAREER** PPG RPG MPG  
 6.7 2.3 15.1

**NBA NOTES** Averaged 7.7 points and 3.5 rebounds in 17.7 minutes of action in January



**ANTHONY DAVIS**  
**LOS ANGELES LAKERS**  
 DRAFTED: 2012 / Rd 1, Pk 1 (New Orleans)  
 2021-22 NBA STATS

| PPG  | RPG | BPG | PER   |
|------|-----|-----|-------|
| 23.1 | 9.7 | 2.3 | 24.40 |

**CAREER** PPG RPG BPG  
 23.8 10.2 2.3

**NBA NOTES** First Lakers player with three straight 25-point, 15-rebound games since Shaq O'Neal in 2001



**ENES KANTER FREEDOM**  
**BOSTON CELTICS**  
 DRAFTED: 2011 / Rd 1, Pk 3 (Utah)  
 2021-22 NBA STATS

| PPG | RPG | BPG | MPG  |
|-----|-----|-----|------|
| 3.7 | 4.6 | 0.4 | 11.7 |

**CAREER** PPG RPG FG%  
 11.2 7.8 54.8

**NBA NOTES** Traded to Houston at the deadline and was released

**54** Total players have earned selection in the NBA Draft during John Calipari's career at Kentucky, Memphis and UMass

**43** Players during Calipari's 12 seasons at UK have been selected in the NBA Draft, the most of any coach in that time period

**32** First-round selections during Calipari's tenure at Kentucky, including 21 lottery selections

**28** All-Star selections former Calipari players have earned in the NBA

**27** Players on a 2021-22 NBA opening-day roster, six more than the next-closest school (Duke)

**3.4** Billion dollars Calipari's all-time players have earned in NBA contracts alone, including nearly \$3 billion at Kentucky

**3** Wildcats have been selected No. 1 overall in the Calipari era at UK (John Wall, Anthony Davis and Karl-Anthony Towns)

**.614** Percentage of the 70 players who finished their college careers at Kentucky under Calipari who were selected in the NBA Draft

**NBA LEADERS**

**Points Per Game**

- Joel Embiid (76ers) - 29.6
- Devin Booker (Suns) - 25.5
- Karl-Anthony Towns (Timberwolves) - 24.4
- Shai Gilgeous-Alexander (Thunder) - 22.7

**Rebounds Per Game**

- Rudy Gobert (Jazz) - 14.8
- Julius Randle (Knicks) - 10.2
- Karl-Anthony Towns (Timberwolves) - 9.7

**Blocks Per Game**

- Myles Turner (Pacers) - 2.8
- Karl-Anthony Towns (Timberwolves) - 1.1

**Steals Per Game**

- Dejounte Murray (Spurs) - 2.0
- Jarred Vanderbilt (Timberwolves) - 1.5

**Free-Throw Percentage**

- Jordan Poole (Warriors) - .922
- Tyler Herro (Heat) - .879
- Tyrese Maxey (76ers) - .871

**Field-Goal Percentage**

- Rudy Gobert (Jazz) - .711
- Anthony Davis (Lakers) - .537
- Bam Adebayo (Heat) - .524
- Karl-Anthony Towns (Timberwolves) - .522

**3-Point Field-Goal Percentage**

- P.J. Tucker (Heat) - .450
- Keldon Johnson (Spurs) - .425
- Karl-Anthony Towns (Timberwolves) - .409

**Minutes Per Game**

- Fred VanVleet (Raptors) - 38.4
- Julius Randle (Knicks) - 35.7
- Tyrese Maxey (76ers) - 35.6

**Double-Doubles**

- Nikola Jokic - 46
- Karl-Anthony Towns (Timberwolves) - 27
- Julius Randle (Knicks) - 27

**Triple-Doubles**

- Nikola Jokic (Nuggets) - 15
- Shai Gilgeous-Alexander (Thunder) - 1
- Julius Randle (Knicks) - 1
- Karl-Anthony Towns (Timberwolves) - 1

**Player Efficiency Rating**

- Nikola Jokic (Nuggets) - 32.66
- Karl-Anthony Towns (Timberwolves) - 24.03

Stats are through games on Feb. 21 | Top-20 ranking



**WILLIE CAULEY-STEIN**  
**DALLAS MAVERICKS**  
 DRAFTED: 2015 / Rd 1, Pk 6 (Sacramento)  
 2021-22 NBA STATS

| PPG | RPG | FG%  | MPG |
|-----|-----|------|-----|
| 1.9 | 2.1 | 45.7 | 9.8 |

**CAREER** PPG RPG FG%  
 8.8 5.9 54.4

**NBA NOTES** Expected to sign a 10-day contract with the Philadelphia 76ers



**DEMARCUS COUSINS**  
**DENVER NUGGETS**  
 DRAFTED: 2010 / Rd 1, Pk 5 (Sacramento)  
 2021-22 NBA STATS

| PPG | RPG | APG | SPG |
|-----|-----|-----|-----|
| 8.1 | 5.9 | 1.1 | 0.8 |

**CAREER** PPG RPG FG%  
 19.9 10.4 45.9

**NBA NOTES** Has signed with the Denver Nuggets for the remainder of the season




**HAMIDOU DIALLO**  
**DETROIT PISTONS**  
 DRAFTED: 2018 / Rd 2, Pk 45 (Brooklyn)  
 2021-22 NBA STATS

| PPG  | RPG | APG | SPG |
|------|-----|-----|-----|
| 11.1 | 4.9 | 1.3 | 1.2 |

**CAREER** PPG RPG FG%  
 8.4 3.9 47.3

**NBA NOTES** Averaged 12.3 points and 6.1 rebounds in the month of January




**DE'AARON FOX**  
**SACRAMENTO KINGS**  
 DRAFTED: 2017 / Rd 1, Pk 5 (Sacramento)  
 2021-22 NBA STATS

| PPG  | RPG | APG | SPG |
|------|-----|-----|-----|
| 21.8 | 3.9 | 5.1 | 1.1 |

**CAREER** PPG RPG APG  
 18.7 3.5 6.2

**NBA NOTES** Averaging 28.2 points and 5.0 assists per game in February



**WENYEN GABRIEL**  
**NEW ORLEANS PELICANS**  
 2018 / Undrafted. Signed by Sacramento  
 2021-22 NBA STATS

| PPG | RPG | APG | MPG |
|-----|-----|-----|-----|
| 2.0 | 2.1 | 0.3 | 6.9 |

**CAREER** PPG RPG SPG  
 2.6 2.1 0.4

**NBA NOTES** Has signed 10-day contracts with the Nets, Clippers and Pelicans this season



**SHAI GILGEOUS-ALEXANDER**  
**OKLAHOMA CITY THUNDER**  
 DRAFTED: 2018 / Rd 1, Pk 11 (Charlotte)  
 2021-22 NBA STATS

| PPG  | RPG | APG | SPG |
|------|-----|-----|-----|
| 22.7 | 4.7 | 5.5 | 1.1 |

**CAREER** PPG RPG APG  
 17.5 4.4 4.1

**NBA NOTES** Named Western Conference Player of the Week on Dec. 27; is out with an ankle injury



# KENTUCKY X NBA

**TYLER HERRO**  
**MIAMI HEAT**  
 DRAFT: 2019 / Rd 1, Pk 13 (Miami)  
**2021-22 NBA STATS**

| PPG  | RPG | APG | 3FG% |
|------|-----|-----|------|
| 20.0 | 4.8 | 3.9 | 37.4 |

**CAREER**

| PPG  | RPG | APG |
|------|-----|-----|
| 16.0 | 4.6 | 3.1 |

**NBA NOTES** Leads the NBA in scoring average of players off the bench

**ISAIAH JACKSON**  
**INDIANA PACERS**  
 DRAFT: 2021 / Rd 1, Pk 22 (LA LAKERS)  
**2021-22 NBA STATS**

| PPG | RPG | SPG | BPG |
|-----|-----|-----|-----|
| 5.8 | 2.8 | 0.6 | 0.8 |

**CAREER**

| PPG | RPG | BPG |
|-----|-----|-----|
| 5.8 | 2.8 | 0.8 |

**NBA NOTES** Recorded a double-double with 26 points and 10 rebounds in his first career start on 1/31

**KELDON JOHNSON**  
**SAN ANTONIO SPURS**  
 DRAFT: 2019 / Rd 1, Pk 29 (San Antonio)  
**2021-22 NBA STATS**

| PPG  | RPG | APG | SPG |
|------|-----|-----|-----|
| 15.7 | 6.0 | 1.8 | 0.8 |

**CAREER**

| PPG  | RPG | APG |
|------|-----|-----|
| 13.5 | 5.7 | 1.7 |

**NBA NOTES** Scored a season-high 28 points on Feb. 4; Averaging 18.9 points in February

**BRANDON KNIGHT**  
**DALLAS MAVERICKS**  
 DRAFT: 2011 / Rd 1, Pk 8 (Detroit)  
**2021-22 NBA STATS**

| PPG  | RPG | APG | MPG  |
|------|-----|-----|------|
| 10.0 | 2.3 | 2.7 | 18.0 |

**CAREER**

| PPG  | RPG | APG |
|------|-----|-----|
| 14.0 | 3.1 | 4.0 |

**NBA NOTES** Signed with Dallas on a 10-day contract after more than a year out of the league

**KEVIN KNOX II**  
**ATLANTA HAWKS**  
 DRAFT: 2018 / Rd 1, Pk 9 (New York)  
**2021-22 NBA STATS**

| PPG | RPG | APG | MPG |
|-----|-----|-----|-----|
| 3.0 | 1.7 | 0.4 | 8.0 |

**CAREER**

| PPG | RPG | APG |
|-----|-----|-----|
| 7.9 | 3.0 | 0.8 |

**NBA NOTES** Traded to the Atlanta Hawks on Jan. 13

**TREY LYLES**  
**SACRAMENTO KINGS**  
 DRAFT: 2015 / Rd 1, Pk 12 (Utah)  
**2021-22 NBA STATS**

| PPG  | RPG | APG | SPG |
|------|-----|-----|-----|
| 10.1 | 4.7 | 1.1 | 0.4 |

**CAREER**

| PPG | RPG | APG |
|-----|-----|-----|
| 7.6 | 4.3 | 1.0 |

**NBA NOTES** Traded to Sacramento at the trade deadline

**TYRESE MAXEY**  
**PHILADELPHIA 76ERS**  
 DRAFT: 2020 / Rd 1, Pk 8 (Philadelphia)  
**2021-22 NBA STATS**

| PPG  | RPG | APG | SPG |
|------|-----|-----|-----|
| 16.9 | 3.5 | 4.6 | 0.6 |

**CAREER**

| PPG  | RPG | APG |
|------|-----|-----|
| 12.1 | 2.5 | 3.2 |

**NBA NOTES** Named to the 2022 NBA Rising Stars Game at All-Star Weekend

**MALIK MONK**  
**LOS ANGELES LAKERS**  
 DRAFT: 2017 / Rd 1, Pk 11 (Charlotte)  
**2021-22 NBA STATS**

| PPG  | RPG | APG | SPG |
|------|-----|-----|-----|
| 13.0 | 3.3 | 2.4 | 0.7 |

**CAREER**

| PPG | RPG | APG |
|-----|-----|-----|
| 9.8 | 2.2 | 1.9 |

**NBA NOTES** Averaging career highs in every category; has 15 games with 20 or more points

**MYCHAL MULDER**  
**ORLANDO MAGIC**  
 2020 / Undrafted, Signed by Golden State  
**2021-22 NBA STATS**

| PPG | RPG | APG | MPG  |
|-----|-----|-----|------|
| 3.7 | 1.4 | 0.2 | 29.9 |

**CAREER**

| PPG | RPG | APG |
|-----|-----|-----|
| 5.7 | 1.3 | 0.5 |

**NBA NOTES** Signed a two-way deal with the Magic after two seasons with the Warriors

**JAMAL MURRAY**  
**DENVER NUGGETS**  
 DRAFT: 2016 / Rd 1, Pk 7 (Denver)  
**2021-22 NBA STATS**

| PPG | RPG | APG | SPG |
|-----|-----|-----|-----|
| --  | --  | --  | --  |

**CAREER**

| PPG  | RPG | APG | RPG |
|------|-----|-----|-----|
| 16.3 | 3.8 | 3.6 |     |

**NBA NOTES** Recovering from a torn ACL suffered on April 12 last season

**NERLENS NOEL**  
**NEW YORK KNICKS**  
 DRAFT: 2013 / Rd 1, Pk 6 (New Orleans)  
**2021-22 NBA STATS**

| PPG | RPG | BPG | SPG |
|-----|-----|-----|-----|
| 3.4 | 5.6 | 1.2 | 1.2 |

**CAREER**

| PPG | BPG | RPG |
|-----|-----|-----|
| 7.3 | 1.5 | 6.2 |

**NBA NOTES** Signed a three-year extension with the Knicks in the offseason

**IMMANUEL QUICKLEY**  
**NEW YORK KNICKS**  
 DRAFT: 2020 / Rd 1, Pk 25 (OKC)  
**2021-22 NBA STATS**

| PPG | RPG | APG | SPG |
|-----|-----|-----|-----|
| 9.4 | 2.3 | 3.0 | 0.6 |

**CAREER**

| PPG  | RPG | APG |
|------|-----|-----|
| 10.5 | 2.2 | 2.4 |

**NBA NOTES** Had a season-high 24 points with a career-high seven 3s on Dec. 16 vs. Rockets

**JULIUS RANDLE**  
**NEW YORK KNICKS**  
 DRAFT: 2014 / Rd 1, Pk 2 (LA Lakers)  
**2021-22 NBA STATS**

| PPG  | RPG  | APG | BPG |
|------|------|-----|-----|
| 19.8 | 10.2 | 5.2 | 0.6 |

**CAREER**

| PPG  | RPG | APG |
|------|-----|-----|
| 17.6 | 9.3 | 3.5 |

**NBA NOTES** NBA's Most Improved Player in 2020-21; Averaging 28.1 pts., 12.4 rebs. in February

**NICK RICHARDS**  
**CHARLOTTE HORNETS**  
 DRAFTED: 2020 / Rd 2, Pk 42 (New Orleans)  
**2021-22 NBA STATS**

| PPG | RPG | BPG | FG%  |
|-----|-----|-----|------|
| 3.4 | 2.0 | 0.5 | 67.9 |

**CAREER**

| PPG | RPG | FG%  |
|-----|-----|------|
| 2.6 | 1.5 | 65.6 |

**NBA NOTES** Had a career-high 12 points on 5 of 5 from the floor and added five boards on Dec. 6

**OLIVIER SARR**  
**OKLAHOMA CITY THUNDER**  
 2021 / Undrafted, Signed by Oklahoma City  
**2021-22 NBA STATS**

| PPG | RPG | BPG | MPG |
|-----|-----|-----|-----|
| 2.0 | 2.5 | 1.0 | 7.0 |

**CAREER**

| PPG | RPG | MPG |
|-----|-----|-----|
| 2.0 | 2.5 | 7.0 |

**NBA NOTES** Signed a two-way deal with the Thunder for the remainder of the season

**RAJON RONDO**  
**CLEVELAND CAVALIERS**  
 DRAFTED: 2006 / Rd 1, Pk 21 (Phoenix)  
**2021-22 NBA STATS**

| PPG | RPG | APG | SPG |
|-----|-----|-----|-----|
| 4.8 | 3.0 | 4.1 | 0.8 |

**CAREER**

| PPG | RPG | APG |
|-----|-----|-----|
| 9.8 | 4.6 | 7.9 |

**NBA NOTES** Had 15 points and 12 assists on Feb. 6 in a win over Indiana

**KARL-ANTHONY TOWNS**  
**MINNESOTA TIMBERWOLVES**  
 DRAFTED: 2015 / Rd 1, Pk 1 (Minnesota)  
**2021-22 NBA STATS**

| PPG  | RPG | APG | PER   |
|------|-----|-----|-------|
| 24.4 | 9.7 | 4.0 | 24.03 |

**CAREER**

| PPG  | RPG  | FG%  |
|------|------|------|
| 23.1 | 11.4 | 52.7 |

**NBA NOTES** Named to his third career All-Star Game in 2022; Won 3-Point Shooting Contest

**JARRED VANDERBILT**  
**MINNESOTA TIMBERWOLVES**  
 2020 / Undrafted, Signed by Sacramento  
**2021-22 NBA STATS**

| PPG | RPG | APG | SPG |
|-----|-----|-----|-----|
| 7.2 | 8.8 | 1.4 | 1.5 |

**CAREER**

| PPG | RPG | SPG |
|-----|-----|-----|
| 5.3 | 6.0 | 1.1 |

**NBA NOTES** Among the league's leaders in both rebounds per game and steals per game





**JOHN WALL**  
**HOUSTON ROCKETS**  
 DRAFT: 2010 / Rd 1, Pk 1 (Washington)

| 2021-22 NBA STATS |     |     |     |
|-------------------|-----|-----|-----|
| PPG               | RPG | APG | SPG |
| --                | --  | --  | --  |

| CAREER | PPG  | APG | RPG |
|--------|------|-----|-----|
|        | 19.1 | 9.1 | 4.3 |

**NBA NOTES** Has not played this season while the franchise seeks a trade for the 12-year veteran



**PJ WASHINGTON**  
**CHARLOTTE HORNETS**  
 DRAFT: 2019 / Rd 1, Pk 12 (Charlotte)

| 2021-22 NBA STATS |     |     |     |
|-------------------|-----|-----|-----|
| PPG               | RPG | APG | BPG |
| 9.8               | 5.6 | 2.0 | 0.9 |

| CAREER | PPG  | RPG | APG |
|--------|------|-----|-----|
|        | 11.8 | 5.9 | 2.2 |

**NBA NOTES** Had a season-high 20 points and made six 3-pointers in a win over OKC on Jan. 21



# JACOB TOPPIN

Junior | Forward | 6-9 | 200 lbs | Brooklyn, N.Y. | University of Rhode Island



[@Jtoppin0](#) | [@jtoppin\\_0](#) | [@jtoppin](#) | [@jtoppin\\_21](#)

| 2021-22 SEASON/CAREER HIGHS*         |                                  |                |
|--------------------------------------|----------------------------------|----------------|
| <b>Points</b>                        |                                  |                |
| Season                               | 14, at LSU (1/4/22)              |                |
| Career                               | 16, at Vanderbilt (2/17/21)      |                |
| <b>Rebounds</b>                      |                                  |                |
| Season                               | 8, at LSU (1/4/22)               |                |
| Career                               | 8, 2x, last at LSU (1/4/22)      |                |
| <b>Field Goals</b>                   |                                  |                |
| Season                               | 6, at LSU (1/4/22)               |                |
| Career                               | 6, at LSU (1/4/22)               |                |
| <b>Field Goals Attempted</b>         |                                  |                |
| Season                               | 9, 4x, last ALABAMA (2/19/22)    |                |
| Career                               | 11, vs. LSU (11/24/19)           |                |
| <b>3-Point Field Goals</b>           |                                  |                |
| Season                               | 1, 4x, last LSU (2/23/22)        |                |
| Career                               | 3, ALABAMA (11/15/19)            |                |
| <b>3-Point Field Goals Attempted</b> |                                  |                |
| Season                               | 2, 2x, last LSU (2/23/22)        |                |
| Career                               | 4, 3x, last at Fordham (2/26/20) |                |
| <b>Free Throws</b>                   |                                  |                |
| Season                               | 3, 4x, last vs. LSU (2/23/22)    |                |
| Career                               | 6, FLORIDA (2/27/21)             |                |
| <b>Free Throws Attempted</b>         |                                  |                |
| Season                               | 4, 3x, last vs. LSU (2/23/22)    |                |
| Career                               | 8, FLORIDA (2/27/21)             |                |
| <b>Assists</b>                       |                                  |                |
| Season                               | 6, WESTERN KENTUCKY (12/22/21)   |                |
| Career                               | 6, WESTERN KENTUCKY (12/22/21)   |                |
| <b>Steals</b>                        |                                  |                |
| Season                               | 2, 2x, last at Auburn (1/22/22)  |                |
| Career                               | 3, at Ole Miss (3/2/21)          |                |
| <b>Blocked Shots</b>                 |                                  |                |
| Season                               | 4, SOUTHERN (12/7/21)            |                |
| Career                               | 4, SOUTHERN (12/7/21)            |                |
| <b>Minutes Played</b>                |                                  |                |
| Season                               | 40, ALABAMA (2/19/22)            |                |
| Career                               | 40, ALABAMA (2/19/22)            |                |
| <b>MISCELLANEOUS</b>                 |                                  |                |
|                                      | <b>2021-22</b>                   | <b>CAREER*</b> |
| Dunks                                | 26                               | 49             |
| Double-Figure                        |                                  |                |
| Scoring Games                        | 6                                | 15             |
| Double-Figure                        |                                  |                |
| Rebounding Games                     | 0                                | 0              |
| Games With                           |                                  |                |
| Double-Double                        | 0                                | 0              |
| Games Led UK                         |                                  |                |
| in Scoring                           | 0                                | 0              |
| Games Led UK                         |                                  |                |
| in Rebounding                        | 0                                | 2              |
| Games Led UK                         |                                  |                |
| in Assists                           | 1                                | 3              |
| Games Led UK                         |                                  |                |
| in Steals                            | 2                                | 3              |
| Games Led UK                         |                                  |                |
| in Blocks                            | 4                                | 9              |
| Games With                           |                                  |                |
| 3+ Assists                           | 4                                | 5              |
| Games With                           |                                  |                |
| 3+ Blocks                            | 1                                | 1              |
| Games With                           |                                  |                |
| 3+ Steals                            | 0                                | 1              |
| Games With                           |                                  |                |
| 3+ Three-Pointers                    | 0                                | 1              |

\*includes Rhode Island statistics

- Averaging 10.5 points and 5.3 rebounds per game over his last four games played
- Scored 13 points and had six boards in a career-high 40 minutes vs. Alabama at home
- Poured in 11 points and added six boards at No. 16 Tennessee
- Scored 10 points in six minutes before leaving the game with an ankle injury at South Carolina
- Had 11 points, his third double-figure scoring effort of the year, in just 11 minutes at No. 5 Kansas
- Provided a spark in the comeback win at Texas A&M with nine points, six rebounds, two assists, a block and a steal
- Best game as a Wildcat with 14 points and a career-high-tying eight rebounds at LSU
- Scored 12 points with a career-high six assists in win vs. Western Kentucky
- Had seven points and three assists in 20 minutes in the win vs. North Carolina
- Missed four games in November with a right shoulder injury
- Played 23 minutes vs. No. 9/9 Duke and contributed four points and six rebounds
- Originally planned to redshirt for the 2020-21 season but was granted immediate eligibility and became a key contributor off the bench
  - Made a greater impact as the 2020-21 season progressed and averaged 7.7 points and 4.4 rebounds in 23.0 minutes over the final seven regular-season games
  - Recorded a career-high 16 points at Vanderbilt
  - Solid three-game stretch (Dec. 26 - Jan. 5) vs. Louisville, Mississippi State and Vanderbilt, where he averaged 7.3 points and 5.3 rebounds over those three games
  - Three of his four double-figure scoring games were on the road, at Louisville, Auburn and Vanderbilt
- Transferred from Rhode Island following the 2019-20 season
- Top maximum vertical on the team with at 42.5 inches
- Immediate contributor as a freshman with Rhode Island, helping the team to a 21-9 record and 13-5 mark in the Atlantic 10
  - Appeared in all 30 games as a freshman
  - Averaged 5.1 points and 3.9 rebounds per game
  - Started and scored nine points, grabbed six rebounds, had three assists and hit the game-winning free throws with 6.6 seconds left in a 76-75 win at Fordham
  - Scored 12 points with eight rebounds against Richmond
- Averaged 15.6 points and 8.8 rebounds for Woodstock Academy his senior season
- Unranked prospect who received his first offer six months before signing a national letter of intent

## Game-By-Game Statistics

| Opponent            | Date     | GS | Min | FG-A | Pct.   | 3FG-A | Pct.  | FT-A | Pct.  | Off-Def-Tot | PF | Ast | TO | Blk | Stl | Pts |
|---------------------|----------|----|-----|------|--------|-------|-------|------|-------|-------------|----|-----|----|-----|-----|-----|
| vs. #9/9 Duke       | 11/9/21  |    | 23  | 2-6  | .333   | 0-0   | .000  | 0-0  | .000  | 2-4-6       | 4  | 1   | 0  | 0   | 0   | 4   |
| ROBERT MORRIS       | 11/12/21 |    |     | DNP  | Injury |       |       |      |       |             |    |     |    |     |     |     |
| MOUNT ST. MARY'S    | 11/16/21 |    |     | DNP  | Injury |       |       |      |       |             |    |     |    |     |     |     |
| RV/- OHIO           | 11/19/21 |    |     | DNP  | Injury |       |       |      |       |             |    |     |    |     |     |     |
| UALBANY             | 11/22/21 |    |     | DNP  | Injury |       |       |      |       |             |    |     |    |     |     |     |
| NORTH FLORIDA       | 11/26/21 |    | 10  | 1-3  | .333   | 0-0   | .000  | 1-2  | .500  | 0-2-2       | 0  | 1   | 3  | 1   | 1   | 3   |
| CENTRAL MICHIGAN    | 11/29/21 |    | 14  | 3-3  | 1.000  | 0-0   | .000  | 1-2  | .500  | 0-1-1       | 1  | 1   | 0  | 0   | 0   | 7   |
| SOUTHERN            | 12/7/21  |    | 21  | 1-4  | .250   | 0-0   | .000  | 0-0  | .000  | 2-4-6       | 0  | 1   | 2  | 4   | 0   | 2   |
| at Notre Dame       | 12/11/21 |    | 8   | 1-2  | .500   | 0-1   | .000  | 0-0  | .000  | 1-0-1       | 0  | 0   | 0  | 0   | 1   | 2   |
| vs. RV/RV UNC       | 12/18/21 |    | 20  | 2-4  | .500   | 0-0   | .000  | 3-4  | .750  | 2-3-5       | 0  | 3   | 0  | 0   | 0   | 7   |
| WESTERN KENTUCKY    | 12/22/21 |    | 24  | 5-9  | .556   | 0-0   | .000  | 2-3  | .667  | 2-1-3       | 2  | 6   | 0  | 0   | 1   | 12  |
| MISSOURI            | 12/29/21 |    | 11  | 1-2  | .500   | 0-0   | .000  | 2-2  | 1.000 | 0-1-1       | 2  | 0   | 2  | 0   | 1   | 4   |
| HIGH POINT          | 12/31/21 |    | 10  | 2-2  | 1.000  | 0-0   | .000  | 2-2  | 1.000 | 0-3-3       | 1  | 0   | 0  | 1   | 0   | 6   |
| at #21/21 LSU       | 1/4/22   |    | 27  | 6-9  | .667   | 0-0   | .000  | 2-3  | .667  | 2-6-8       | 2  | 2   | 0  | 1   | 2   | 14  |
| GEORGIA             | 1/8/22   | *  | 17  | 1-4  | .250   | 0-0   | .000  | 0-0  | .000  | 0-2-2       | 0  | 0   | 1  | 0   | 0   | 2   |
| at Vanderbilt       | 1/11/22  |    | 17  | 2-4  | .500   | 0-0   | .000  | 0-0  | .000  | 1-4-5       | 1  | 3   | 0  | 0   | 0   | 4   |
| #22/23 TENNESSEE    | 1/15/22  |    | 15  | 2-3  | .667   | 0-0   | .000  | 3-3  | 1.000 | 1-0-1       | 1  | 1   | 0  | 1   | 0   | 7   |
| at RV/RV Texas A&M  | 1/19/22  |    | 23  | 3-6  | .525   | 0-0   | .000  | 3-4  | .750  | 3-3-6       | 2  | 2   | 0  | 1   | 1   | 9   |
| at #2/2 Auburn      | 1/22/22  |    | 18  | 3-5  | .600   | 0-0   | .000  | 0-1  | .000  | 1-0-1       | 5  | 1   | 0  | 0   | 2   | 6   |
| MISSISSIPPI STATE   | 1/25/22  |    | 15  | 1-2  | .500   | 1-1   | 1.000 | 0-0  | .000  | 0-2-2       | 2  | 0   | 1  | 0   | 0   | 3   |
| at #5/5 Kansas      | 1/29/22  |    | 11  | 4-4  | 1.000  | 1-1   | 1.000 | 2-2  | 1.000 | 1-2-3       | 0  | 0   | 1  | 0   | 0   | 11  |
| VANDERBILT          | 2/2/22   |    | 6   | 0-1  | .000   | 0-0   | .000  | 2-2  | 1.000 | 1-0-1       | 0  | 0   | 1  | 1   | 0   | 2   |
| at RV/RV Alabama    | 2/5/22   |    | 11  | 1-1  | 1.000  | 0-0   | .000  | 0-0  | .000  | 0-2-2       | 2  | 1   | 0  | 1   | 0   | 2   |
| at South Carolina   | 2/8/22   |    | 6   | 4-5  | .800   | 0-0   | .000  | 2-2  | 1.000 | 2-1-3       | 0  | 0   | 0  | 0   | 0   | 10  |
| FLORIDA             | 2/12/22  |    |     | DNP  | Injury |       |       |      |       |             |    |     |    |     |     |     |
| at #16/13 Tennessee | 2/15/22  |    | 20  | 5-9  | .556   | 0-1   | .000  | 1-2  | .500  | 3-3-6       | 2  | 0   | 1  | 0   | 0   | 11  |
| #25/RV ALABAMA      | 2/19/22  | *  | 40  | 5-9  | .556   | 1-2   | .500  | 2-2  | 1.000 | 2-4-6       | 2  | 3   | 0  | 0   | 0   | 13  |
| RV/NR LSU           | 2/23/22  | *  | 39  | 2-7  | .286   | 1-2   | .500  | 3-4  | .750  | 1-5-6       | 1  | 0   | 0  | 1   | 1   | 8   |

## Career Statistics

| Year    | GP-GS | Min-Avg   | FG-FGA  | Pct  | 3FG-FGA | Pct  | FT-FTA | Pct  | Off-Def-Tot-Avg | PF-FO | Ast | TO | Blk | Stl | Pts | Avg |
|---------|-------|-----------|---------|------|---------|------|--------|------|-----------------|-------|-----|----|-----|-----|-----|-----|
| 2019-20 | 30-3  | 556-18.5  | 55-129  | .426 | 13-53   | .245 | 29-45  | .644 | 42-75-117-3.9   | 63-0  | 15  | 17 | 12  | 11  | 152 | 5.1 |
| 2020-21 | 24-2  | 412-17.2  | 44-99   | .444 | 4-13    | .308 | 32-41  | .780 | 22-63-85-3.5    | 26-0  | 16  | 20 | 6   | 11  | 124 | 5.2 |
| 2021-22 | 23-3  | 406-17.7  | 57-104  | .548 | 4-8     | .500 | 31-40  | .775 | 27-53-80-3.5    | 30-1  | 26  | 12 | 12  | 10  | 149 | 6.5 |
| TOTAL   | 77-8  | 1374-17.8 | 156-332 | .470 | 21-74   | .284 | 92-126 | .730 | 91-191-282-3.7  | 119-1 | 57  | 49 | 30  | 32  | 425 | 5.5 |

# CJ FREDRICK

RS Junior | Guard | 6-3 | 190 lbs | Cincinnati | University of Iowa

# 1



## BIO BLAST

**Birthdate:** July 10

**Parents:** Chuck and Laura Fredrick

**Major:** Community and leadership development

### La Familia ...

Has six first- or second-degree family members who played NCAA Division I or Division II sports (basketball, football or baseball)

### Homecoming...

Won the 2018 Kentucky High School Athletic Association state title in Rupp Arena

Twitter: @cj\_fredrick | Instagram: @cj\_fredrick5

| 2021-22 SEASON/CAREER HIGHS          |  |                |
|--------------------------------------|--|----------------|
| <b>Points</b>                        |  |                |
| Season                               | -                                      |                |
| Career                               | 23, at Minnesota (12/25/20)            |                |
| <b>Rebounds</b>                      |  |                |
| Season                               | -                                      |                |
| Career                               | 5, ORAL ROBERTS (11/15/19)             |                |
| <b>Field Goals</b>                   |  |                |
| Season                               | -                                      |                |
| Career                               | 8, NORTH CAROLINA (12/8/20)            |                |
| <b>Field Goals Attempted</b>         |  |                |
| Season                               | -                                      |                |
| Career                               | 12, 2x, last at Minnesota (12/25/20)   |                |
| <b>3-Point Field Goals</b>           |  |                |
| Season                               | -                                      |                |
| Career                               | 5, 3x, last at Minnesota (12/25/20)    |                |
| <b>3-Point Field Goals Attempted</b> |  |                |
| Season                               | -                                      |                |
| Career                               | 5, 5x, last at Vanderbilt (2/17/21)    |                |
| <b>Free Throws</b>                   |  |                |
| Season                               | -                                      |                |
| Career                               | 6, 2x, last MICHIGAN (1/17/20)         |                |
| <b>Free Throws Attempted</b>         |  |                |
| Season                               | -                                      |                |
| Career                               | 8, vs. Cincinnati (12/21/19)           |                |
| <b>Assists</b>                       |  |                |
| Season                               | -                                      |                |
| Career                               | 6, SOUTHERN (11/27/20)                 |                |
| <b>Steals</b>                        |  |                |
| Season                               | -                                      |                |
| Career                               | 2, 5x, last NORTH CAROLINA (12/8/20)   |                |
| <b>Blocked Shots</b>                 |  |                |
| Season                               | -                                      |                |
| Career                               | 1, 9x, last vs. Grand Canyon (3/20/21) |                |
| <b>Minutes Played</b>                |  |                |
| Season                               | -                                      |                |
| Career                               | 39, at Minnesota (12/25/20)            |                |
| <b>MISCELLANEOUS</b>                 |  |                |
|                                      | <b>2021-22</b>                         | <b>CAREER*</b> |
| Dunks                                | 0                                      | 0              |
| Double-Figure Scoring Games          | 0                                      | 19             |
| Double-Figure Rebounding Games       | 0                                      | 0              |
| Games With Double-Double             | 0                                      | 0              |
| Games Led UK in Scoring              | 0                                      | 4              |
| Games Led UK in Rebounding           | 0                                      | 0              |
| Games Led UK in Assists              | 0                                      | 5              |
| Games Led UK in Steals               | 0                                      | 7              |
| Games Led UK in Blocks               | 0                                      | 3              |
| Games With 3+ Assists                | 0                                      | 21             |
| Games With 3+ Blocks                 | 0                                      | 0              |
| Games With 3+ Steals                 | 0                                      | 0              |
| Games With 3+ Three-Pointers         | 0                                      | 12             |

\*includes Iowa statistics

- Transferred from Iowa following the 2020-21 season
- Likely to miss the 2021-22 season after undergoing surgery in mid-November to repair a left hamstring injury
- Before the injury, was entering the season as the nation's leading returner in career 3-point field-goal percentage (46.6%) with a minimum of 150 attempts
- Won the 2021 Big Blue Madness 3-point contest
- Started all 27 games he appeared in for Iowa in 2020-21 and averaged 7.5 points and 1.9 assists per game
  - Made three or 3-pointers in six games
  - Shot 47.4% from 3, the second-best clip by a sophomore in program history
  - Posted a 5.2 assist-to-turnover ratio
  - Won the Iowa Men's Basketball Big Ten Sportsmanship Award
  - Scored a career-high 23 points with a career-high five 3-pointers at Minnesota
  - Recorded 21 points and a career-high five treys in a win vs. North Carolina
- Made the All-Big Ten Freshman Team as a redshirt freshman in 2019-20
  - One of only three players nationally and the only player from a major conference dating back to 1993 with 65 or more assists, 32 or fewer turnovers and 46% shooting clip or better from 3-point range
  - Averaged 10.2 points and 2.8 assists per game
  - Scored in double figures in 13 games with three games of 21 points
- 2018 Kentucky Gatorade Player of the Year out of Covington Catholic High School in Northern Kentucky
  - Set Covington Catholic's single-season records for points, field goals, 3-pointers
- Led Covington Catholic to the 2018 Kentucky High School Athletic Association state title
  - Earned KHSAA Sweet Sixteen MVP honors after averaging 27.8 points during the state title run

## Game-By-Game Statistics

| Opponent            | Date     | GS | Min | FG-A | Pct. | 3FG-A | Pct. | FT-A | Pct. | Off-Def-Tot | PF | Ast | TO | Blk | Stl | Pts |
|---------------------|----------|----|-----|------|------|-------|------|------|------|-------------|----|-----|----|-----|-----|-----|
| vs. Duke            | 11/9/21  |    |     |      |      |       |      |      |      |             |    |     |    |     |     |     |
| ROBERT MORRIS       | 11/12/21 |    |     |      |      |       |      |      |      |             |    |     |    |     |     |     |
| MOUNT ST. MARY'S    | 11/16/21 |    |     |      |      |       |      |      |      |             |    |     |    |     |     |     |
| RV/- OHIO           | 11/19/21 |    |     |      |      |       |      |      |      |             |    |     |    |     |     |     |
| UALBANY             | 11/22/21 |    |     |      |      |       |      |      |      |             |    |     |    |     |     |     |
| NORTH FLORIDA       | 11/26/21 |    |     |      |      |       |      |      |      |             |    |     |    |     |     |     |
| CENTRAL MICHIGAN    | 11/29/21 |    |     |      |      |       |      |      |      |             |    |     |    |     |     |     |
| SOUTHERN            | 12/7/21  |    |     |      |      |       |      |      |      |             |    |     |    |     |     |     |
| at Notre Dame       | 12/11/21 |    |     |      |      |       |      |      |      |             |    |     |    |     |     |     |
| vs. RV/RV UNC       | 12/18/21 |    |     |      |      |       |      |      |      |             |    |     |    |     |     |     |
| WESTERN KENTUCKY    | 12/22/21 |    |     |      |      |       |      |      |      |             |    |     |    |     |     |     |
| MISSOURI            | 12/29/21 |    |     |      |      |       |      |      |      |             |    |     |    |     |     |     |
| HIGH POINT          | 12/31/21 |    |     |      |      |       |      |      |      |             |    |     |    |     |     |     |
| at #21/21 LSU       | 12/31/21 |    |     |      |      |       |      |      |      |             |    |     |    |     |     |     |
| GEORGIA             | 1/8/22   |    |     |      |      |       |      |      |      |             |    |     |    |     |     |     |
| at Vanderbilt       | 1/11/22  |    |     |      |      |       |      |      |      |             |    |     |    |     |     |     |
| #22/23 TENNESSEE    | 1/15/22  |    |     |      |      |       |      |      |      |             |    |     |    |     |     |     |
| at RV/RV Texas A&M  | 1/19/22  |    |     |      |      |       |      |      |      |             |    |     |    |     |     |     |
| at #2/2 Auburn      | 1/22/22  |    |     |      |      |       |      |      |      |             |    |     |    |     |     |     |
| MISSISSIPPI STATE   | 1/25/22  |    |     |      |      |       |      |      |      |             |    |     |    |     |     |     |
| at #5/5 Kansas      | 1/29/22  |    |     |      |      |       |      |      |      |             |    |     |    |     |     |     |
| VANDERBILT          | 2/2/22   |    |     |      |      |       |      |      |      |             |    |     |    |     |     |     |
| at RV/RV Alabama    | 2/5/22   |    |     |      |      |       |      |      |      |             |    |     |    |     |     |     |
| at South Carolina   | 2/8/22   |    |     |      |      |       |      |      |      |             |    |     |    |     |     |     |
| FLORIDA             | 2/12/22  |    |     |      |      |       |      |      |      |             |    |     |    |     |     |     |
| at #16/13 Tennessee | 2/15/22  |    |     |      |      |       |      |      |      |             |    |     |    |     |     |     |
| #25/RV ALABAMA      | 2/19/22  |    |     |      |      |       |      |      |      |             |    |     |    |     |     |     |
| RV/NR LSU           | 2/23/22  |    |     |      |      |       |      |      |      |             |    |     |    |     |     |     |

## Career Statistics

| Year         | GP-GS        | Min-Avg           | FG-FGA         | Pct         | 3FG-FGA       | Pct         | FT-FTA       | Pct         | Off-Def-Tot-Avg     | PF-FO       | Ast        | TO        | Blk      | Stl       | Pts        | Avg        |
|--------------|--------------|-------------------|----------------|-------------|---------------|-------------|--------------|-------------|---------------------|-------------|------------|-----------|----------|-----------|------------|------------|
| 2019-20      | 25-25        | 715-29.8          | 87-180         | .483        | 47-102        | .461        | 35-44        | .795        | 16-32-48-1.9        | 43-0        | 69         | 32        | 5        | 17        | 256        | 10.2       |
| 2020-21      | 27-27        | 666-24.7          | 72-152         | .474        | 36-76         | .474        | 23-34        | .676        | 5-24-29-1.1         | 25-0        | 52         | 10        | 4        | 10        | 203        | 7.5        |
| <b>TOTAL</b> | <b>53-53</b> | <b>1,381-26.1</b> | <b>159-332</b> | <b>.479</b> | <b>83-178</b> | <b>.466</b> | <b>58-78</b> | <b>.744</b> | <b>21-56-77-1.5</b> | <b>68-0</b> | <b>121</b> | <b>42</b> | <b>9</b> | <b>27</b> | <b>459</b> | <b>8.8</b> |

# SAHVIR WHEELER

Junior | Guard | 5-9 | 180 lbs | Houston | University of Georgia



## BIO BLAST

**Birthday:** Jan. 17

**Parents:** Teddy and Jacqueline Wheeler

**Major:** Communication

**Why No. 2 ...**  
It was the first number he received in any sport

**Pregame routine ...**  
Taking a shower before leaving for the arena and listening to music

[@sahvir\\_](#) | [@sahvir\\_](#)

| 2021-22 SEASON/CAREER HIGHS          |  |
|--------------------------------------|--|
| <b>Points</b>                        |  |
| Season                               | 26, vs. North Carolina (12/18/21)          |
| Career                               | 27, at Florida (2/20/21)                   |
| <b>Rebounds</b>                      |  |
| Season                               | 6, OHIO (11/19/21)                         |
| Career                               | 11, LSU (2/23/21)                          |
| <b>Field Goals</b>                   |  |
| Season                               | 12, vs. North Carolina (12/18/21)          |
| Career                               | 12, vs. North Carolina (12/18/21)          |
| <b>Field Goals Attempted</b>         |  |
| Season                               | 15, 2x, last vs. North Carolina (12/18/21) |
| Career                               | 18, 2x, last AUBURN (1/13/21)              |
| <b>3-Point Field Goals</b>           |  |
| Season                               | 2, 2x, last at Texas A&M (1/19/22)         |
| Career                               | 3, 2x, last at LSU (1/6/21)                |
| <b>3-Point Field Goals Attempted</b> |  |
| Season                               | 3, 2x, last CENTRAL MICH. (11/29/21)       |
| Career                               | 8, at LSU (1/6/21)                         |
| <b>Free Throws</b>                   |  |
| Season                               | 5, 2x, last MISSISSIPPI STATE (1/25/22)    |
| Career                               | 8, at Florida (2/20/21)                    |
| <b>Free Throws Attempted</b>         |  |
| Season                               | 7, MISSISSIPPI STATE (1/25/22)             |
| Career                               | 11, OLE MISS (1/30/21)                     |
| <b>Assists</b>                       |  |
| Season                               | 14, NORTH FLORIDA (11/26/21)               |
| Career                               | 14, NORTH FLORIDA (11/26/21)               |
| <b>Steals</b>                        |  |
| Season                               | 4, vs. North Carolina (12/18/21)           |
| Career                               | 5, at Florida (2/20/21)                    |
| <b>Blocked Shots</b>                 |  |
| Season                               | 1, CENTRAL MICHIGAN (11/29/21)             |
| Career                               | 1, 2x, last CENTRAL MICH. (11/29/21)       |
| <b>Minutes Played</b>                |  |
| Season                               | 39, UALBANY (11/22/21)                     |
| Career                               | 42, ALABAMA (2/8/20)                       |

| MISCELLANEOUS                  | 2021-22 | CAREER* |
|--------------------------------|---------|---------|
| Dunks                          | 0       | 0       |
| Double-Figure Scoring Games    | 11      | 44      |
| Double-Figure Rebounding Games | 0       | 1       |
| Games With Double-Double       | 2       | 10      |
| Games Led UK in Scoring        | 3       | 10      |
| Games Led UK in Rebounding     | 0       | 2       |
| Games Led UK in Assists        | 20      | 68      |
| Games Led UK in Steals         | 7       | 22      |
| Games Led UK in Blocks         | 1       | 2       |
| Games With 3+ Assists          | 22      | 71      |
| Games With 3+ Blocks           | 0       | 0       |
| Games With 3+ Steals           | 3       | 12      |
| Games With 3+ Three-Pointers   | 0       | 2       |

\*includes Georgia statistics

- Bob Cousy Award Top 10 for the nation's best point guard
- Third in the nation with 7.1 assists per game through games on Feb. 15
- 11 games with at least eight assists
- Has made 6 of 13 (46.2%) from 3-point range over his last nine games
- Returned from a two-game absence (neck injury suffered vs. LSU) to record 21 points and eight assists in the win vs. Tennessee
- Named SEC Player of the Week and NCAA March Madness National Player of the Week on Dec. 20 with a 26-point (season high), eight-assist, four-steal (season high) performance in the win vs. North Carolina
- Dished out a career-high 14 assists to go along with 12 points in the win vs. North Florida
- Posted 12 assists with no turnovers vs. Robert Morris
- Double-double against No. 9/9 Duke with 16 points and 10 assists, the second-most dimes in a UK debut, trailing only De'Aaron Fox, who opened with 12
- Transferred from Georgia following the 2020-21 season
- Preseason All-SEC First Team pick by the league's media and coaches
- Sensational sophomore season at Georgia, where he started all 26 games and averaged 14.0 points, 7.4 assists and 3.8 rebounds per game
  - Set Georgia's single-season assists record with 193 dimes, breaking the previous mark by 24 assists despite a shortened season
  - Led the Southeastern Conference in assists per game and assist-to-turnover ratio
  - Ranked fifth nationally in assists per game
  - 22 double-figure scoring games and eight double-doubles
  - Posted the program's first-ever triple-double with 14 points, 13 assists and 11 rebounds vs. LSU late in the season
  - Dished out an SEC Tournament record 13 assists against Missouri
  - Scored a career-high 27 points with a career-best five steals at Florida
- Appeared in all 31 games as a freshman at Georgia with 17 starts
  - Set the program's freshman assists record with 139 dimes
  - Averaged 9.0 points, 4.5 assists and 2.5 rebounds per game
  - 11 double-figure scoring games
- Two-time high school state champion out of Houston Christian High School in Houston
  - School's all-time leader in assists and steals
  - School record holder for points in a game, assists and 3-pointers
  - Co-MVP of the 2019 Big Baller Brand All-America Game
- Best shuttle run on the team at 2.57 seconds

## Game-By-Game Statistics

| Opponent            | Date     | GS | Min | FG-A         | Pct. | 3FG-A | Pct.  | FT-A | Pct.  | Off-Def-Tot | PF | Ast | TO | Blk | Stl | Pts |
|---------------------|----------|----|-----|--------------|------|-------|-------|------|-------|-------------|----|-----|----|-----|-----|-----|
| vs. #9/9 Duke       | 11/9/21  | *  | 38  | 6-15         | .400 | 2-3   | .667  | 2-2  | 1.000 | 0-3-3       | 3  | 10  | 7  | 0   | 1   | 16  |
| ROBERT MORRIS       | 11/12/21 | *  | 23  | 2-7          | .286 | 1-2   | .500  | 0-0  | .000  | 1-0-1       | 2  | 12  | 0  | 0   | 3   | 5   |
| MOUNT ST. MARY'S    | 11/16/21 | *  | 29  | 6-11         | .545 | 0-1   | .000  | 0-0  | .000  | 1-0-1       | 4  | 8   | 1  | 0   | 2   | 12  |
| RV/- OHIO           | 11/19/21 | *  | 30  | 4-9          | .444 | 0-1   | .000  | 3-3  | 1.000 | 2-4-6       | 3  | 4   | 3  | 0   | 0   | 11  |
| UALBANY             | 11/22/21 | *  | 39  | 5-12         | .417 | 0-2   | .000  | 5-6  | .833  | 1-3-4       | 2  | 7   | 5  | 0   | 1   | 15  |
| NORTH FLORIDA       | 11/26/21 | *  | 36  | 6-12         | .500 | 0-2   | .000  | 0-0  | .000  | 2-2-4       | 2  | 14  | 3  | 0   | 2   | 12  |
| CENTRAL MICHIGAN    | 11/29/21 | *  | 29  | 3-8          | .375 | 1-3   | .333  | 0-0  | .000  | 0-0-0       | 2  | 6   | 3  | 1   | 2   | 7   |
| SOUTHERN            | 12/7/21  | *  | 33  | 3-7          | .429 | 0-2   | .000  | 2-2  | 1.000 | 1-3-4       | 3  | 6   | 5  | 0   | 1   | 8   |
| at Notre Dame       | 12/11/21 | *  | 29  | 0-5          | .000 | 0-2   | .000  | 3-4  | .750  | 0-2-2       | 3  | 2   | 2  | 0   | 0   | 3   |
| vs. RV/RV UNC       | 12/18/21 | *  | 32  | 12-15        | .800 | 0-0   | .000  | 2-2  | 1.000 | 2-1-3       | 3  | 8   | 2  | 0   | 4   | 26  |
| WESTERN KENTUCKY    | 12/22/21 | *  | 24  | 3-6          | .500 | 0-1   | .000  | 0-0  | .000  | 0-0-0       | 4  | 8   | 4  | 0   | 0   | 6   |
| MISSOURI            | 12/29/21 | *  | 36  | 5-12         | .417 | 0-2   | .000  | 1-2  | .500  | 0-2-2       | 1  | 9   | 1  | 0   | 2   | 11  |
| HIGH POINT          | 12/31/21 | *  | 27  | 1-7          | .143 | 0-2   | .000  | 0-0  | .000  | 1-1-2       | 1  | 7   | 4  | 0   | 2   | 2   |
| at #21/21 LSU       | 1/4/22   | *  | 4   | 0-1          | .000 | 0-0   | .000  | 0-0  | .000  | 0-1-1       | 0  | 1   | 1  | 0   | 0   | 0   |
| GEORGIA             | 1/8/22   |    |     | DNP - Injury |      |       |       |      |       |             |    |     |    |     |     |     |
| at Vanderbilt       | 1/11/22  |    |     | DNP - Injury |      |       |       |      |       |             |    |     |    |     |     |     |
| #22/23 TENNESSEE    | 1/15/22  | *  | 28  | 8-10         | .800 | 1-2   | .500  | 4-4  | 1.000 | 0-2-2       | 3  | 8   | 3  | 0   | 2   | 21  |
| at RV/RV Texas A&M  | 1/19/22  | *  | 32  | 5-8          | .625 | 2-2   | 1.000 | 0-0  | .000  | 0-0-0       | 1  | 4   | 8  | 0   | 1   | 12  |
| at #2/2 Auburn      | 1/22/22  | *  | 36  | 7-12         | .583 | 1-1   | 1.000 | 2-2  | 1.000 | 0-0-0       | 3  | 4   | 1  | 0   | 0   | 17  |
| MISSISSIPPI STATE   | 1/25/22  | *  | 32  | 5-10         | .500 | 0-2   | .000  | 5-7  | .714  | 0-0-0       | 3  | 6   | 2  | 0   | 1   | 15  |
| at #5/5 Kansas      | 1/29/22  | *  | 34  | 3-7          | .429 | 1-2   | .500  | 0-0  | .000  | 1-2-3       | 2  | 8   | 3  | 0   | 0   | 7   |
| VANDERBILT          | 2/2/22   | *  | 28  | 0-8          | .000 | 0-1   | .000  | 3-4  | .750  | 0-1-1       | 2  | 9   | 2  | 0   | 1   | 3   |
| at RV/RV Alabama    | 2/5/22   | *  | 33  | 0-4          | .000 | 0-0   | .000  | 0-0  | .000  | 0-3-3       | 1  | 7   | 4  | 0   | 3   | 0   |
| at South Carolina   | 2/8/22   | *  | 37  | 0-5          | .000 | 0-1   | .000  | 4-6  | .667  | 0-4-4       | 3  | 11  | 5  | 0   | 1   | 4   |
| FLORIDA             | 2/12/22  | *  | 27  | 4-7          | .571 | 1-2   | .500  | 0-0  | .000  | 1-2-3       | 3  | 6   | 0  | 0   | 0   | 9   |
| at #16/13 Tennessee | 2/15/22  | *  | 36  | 4-10         | .400 | 0-0   | .000  | 0-0  | .000  | 1-3-4       | 4  | 5   | 3  | 0   | 1   | 8   |
| #25/RV ALABAMA      | 2/19/22  |    |     | DNP - Injury |      |       |       |      |       |             |    |     |    |     |     |     |
| RV/NR LSU           | 2/23/22  |    |     | DNP - Injury |      |       |       |      |       |             |    |     |    |     |     |     |

## Career Statistics

| Year         | GP-GS        | Min-Avg           | FG-FGA         | Pct         | 3FG-FGA       | Pct         | FT-FTA         | Pct         | Off-Def-Tot-Avg       | PF-FO        | Ast        | TO         | Blk      | Stl        | Pts        | Avg         |
|--------------|--------------|-------------------|----------------|-------------|---------------|-------------|----------------|-------------|-----------------------|--------------|------------|------------|----------|------------|------------|-------------|
| 2019-20      | 31-17        | 846-27.3          | 103-218        | .472        | 16-50         | .320        | 58-83          | .699        | 17-59-76-2.5          | 85-1         | 139        | 91         | 0        | 26         | 280        | 9.0         |
| 2020-21      | 26-26        | 906-34.8          | 135-338        | .399        | 18-80         | .225        | 76-103         | .738        | 18-82-100-3.8         | 70-3         | 193        | 115        | 1        | 44         | 364        | 14.0        |
| 2021-22      | 24-24        | 732-30.5          | 92-208         | .442        | 10-36         | .278        | 36-44          | .818        | 14-39-53-2.2          | 58-0         | 170        | 72         | 1        | 30         | 230        | 9.6         |
| <b>TOTAL</b> | <b>81-67</b> | <b>2,484-30.7</b> | <b>330-764</b> | <b>.432</b> | <b>44-166</b> | <b>.265</b> | <b>170-230</b> | <b>.739</b> | <b>49-180-229-2.8</b> | <b>213-4</b> | <b>502</b> | <b>278</b> | <b>2</b> | <b>100</b> | <b>874</b> | <b>10.8</b> |

# TYTY WASHINGTON JR.

Freshman | Guard | 6-3 | 197 lbs | Phoenix | AZ Compass Prep

# 3



[@tytywashington3](#)

[@tytywashington3](#)

[@tytywashington3](#)

## 2021-22 SEASON/CAREER HIGHS

| Points                               | 2021-22                           | CAREER |
|--------------------------------------|-----------------------------------|--------|
| Season                               | 28, TENNESSEE (1/15/22)           |        |
| Career                               | 28, TENNESSEE (1/15/22)           |        |
| <b>Rebounds</b>                      |                                   |        |
| Season                               | 12, OHIO (11/19/21)               |        |
| Career                               | 12, OHIO (11/19/21)               |        |
| <b>Field Goals</b>                   |                                   |        |
| Season                               | 10, TENNESSEE (1/15/22)           |        |
| Career                               | 10, TENNESSEE (1/15/22)           |        |
| <b>Field Goals Attempted</b>         |                                   |        |
| Season                               | 15, 2x, last at Alabama (2/5/22)  |        |
| Career                               | 15, 2x, last at Alabama (2/5/22)  |        |
| <b>3-Point Field Goals</b>           |                                   |        |
| Season                               | 3, 2x, last HIGH POINT (12/31/21) |        |
| Career                               | 3, 2x, last HIGH POINT (12/31/21) |        |
| <b>3-Point Field Goals Attempted</b> |                                   |        |
| Season                               | 7, FLORIDA (2/12/22)              |        |
| Career                               | 7, FLORIDA (2/12/22)              |        |
| <b>Free Throws</b>                   |                                   |        |
| Season                               | 6, TENNESSEE (1/15/22)            |        |
| Career                               | 6, TENNESSEE (1/15/22)            |        |
| <b>Free Throws Attempted</b>         |                                   |        |
| Season                               | 6, TENNESSEE (1/15/22)            |        |
| Career                               | 6, TENNESSEE (1/15/22)            |        |
| <b>Assists</b>                       |                                   |        |
| Season                               | 17, GEORGIA (1/8/22)              |        |
| Career                               | 17, GEORGIA (1/8/22)              |        |
| <b>Steals</b>                        |                                   |        |
| Season                               | 4, NORTH FLORIDA (11/26/21)       |        |
| Career                               | 4, NORTH FLORIDA (11/26/21)       |        |
| <b>Blocked Shots</b>                 |                                   |        |
| Season                               | 2, UALBANY (11/22/21)             |        |
| Career                               | 2, UALBANY (11/22/21)             |        |
| <b>Minutes Played</b>                |                                   |        |
| Season                               | 38, UALBANY (11/22/21)            |        |
| Career                               | 38, UALBANY (11/22/21)            |        |
| <b>MISCELLANEOUS</b>                 |                                   |        |
| Dunks                                | 2                                 | 2      |
| Double-Figure Scoring Games          | 16                                | 16     |
| Double-Figure Rebounding Games       | 1                                 | 1      |
| Games With Double-Double             | 2                                 | 2      |
| Games Led UK in Scoring              | 4                                 | 4      |
| Games Led UK in Rebounding           | 1                                 | 1      |
| Games Led UK in Assists              | 7                                 | 7      |
| Games Led UK in Steals               | 7                                 | 7      |
| Games Led UK in Blocks               | 3                                 | 3      |
| Games With 3+ Assists                | 17                                | 17     |
| Games With 3+ Blocks                 | 0                                 | 0      |
| Games With 3+ Steals                 | 3                                 | 3      |
| Games With 3+ Three-Pointers         | 2                                 | 2      |

- Jerry West Award Top 10 for nation's best shooting guard
- Had a game-high 15 points in the win at Alabama
- Injured his left ankle at Auburn and missed the Mississippi State game, but returned to start at Kansas
- Scored a career-high 28 points on 10-of-13 shooting with five assists, two rebounds and three steals in the rout of No. 22/23 Tennessee
- Five-time SEC Freshman of the Week and first to win the award four straight times since Devin Booker in 2014-15
- Set a UK single-game record with 17 assists in primary point guard duties vs. Georgia and added 17 points
  - John Wall had the previous record with 16 vs. Hartford on Dec. 29, 2009
  - Tied for the seventh-most assists in SEC history
- Second on the team at 12.4 points per game with 16 double-figure scoring performances
- Only freshman in the country averaging at least 12.0 points, at least 3.0 rebounds and at least 4.0 assists per game while shooting at least 47.0% from the floor and at least 35% from 3-point range
- Leads the SEC with a 2.37 assist-to-turnover ratio
- Had 20 points with six assists in win vs. Western Kentucky
- Had 15 points, nine assists and a career-high-tying three 3-pointers vs. High Point
- Shooting 47.7% on the season
- Hit at least one 3-pointer in 17 games
- Named to the All-Kentucky Classic Team after averaging 15.3 points and 6.0 rebounds in games vs. Ohio, Mount St. Mary's and Robert Morris
  - Sensational vs. Ohio with 20 points, a game-high 12 rebounds and a game-high five assists, becoming the third Wildcat under John Calipari with 20 points, 10 rebounds and five assists in a game (Isaiah Briscoe and James Young)
  - Posted 16 points on 7-of-12 shooting and a pair of 3s in the win over Mount St. Mary's
- Calipari on Washington: "TyTy, he's like the silent assassin. Quietly, he tiptoes in and gets 15 points and nine assists"
- Consensus five-star prospect
- Ranked as high as the No. 14 overall player by Rivals and ESPN and second at his position by ESPN in the final 2021 high school rankings
- MaxPreps Arizona Player of the Year
- Averaged 24.0 points, 7.0 assists and 6.0 rebounds per game for AZ Compass Prep, which finished 30-2 during his senior season
  - Connected on 48% of his shots, including 41% from 3-point range
- Selected for the 2021 Iverson Roundball Classic
  - Scored a game-high 22 points and won the 3-point contest
- Named to the All-Tournament Team at GEICO Nationals

## BIO BLAST

**Birthday:** Nov. 15

**Parents:** Felicia Caldwell and Tyrone Washington Sr.

**Major:** Community and leadership development

**Favorite former UK player ...**  
Devin Booker, who plays for Washington's hometown Phoenix Suns

**Arizona first ...**  
First Arizona native to play for UK

## Game-By-Game Statistics

| Opponent            | Date     | GS | Min | FG-A  | Pct. | 3FG-A | Pct. | FT-A | Pct.  | Off-Def-Tot | PF | Ast | TO | Blk | Stl | Pts |
|---------------------|----------|----|-----|-------|------|-------|------|------|-------|-------------|----|-----|----|-----|-----|-----|
| vs. #9/9 Duke       | 11/9/21  | *  | 28  | 3-14  | .214 | 0-2   | .000 | 3-4  | .750  | 0-1-1       | 2  | 3   | 0  | 0   | 1   | 9   |
| ROBERT MORRIS       | 11/12/21 | *  | 33  | 5-10  | .500 | 0-1   | .000 | 0-0  | .000  | 0-3-3       | 2  | 2   | 2  | 0   | 1   | 10  |
| MOUNT ST. MARY'S    | 11/16/21 | *  | 29  | 7-12  | .583 | 2-3   | .667 | 0-0  | .000  | 0-3-3       | 2  | 3   | 4  | 0   | 1   | 16  |
| RV/ OHIO            | 11/19/21 | *  | 37  | 8-15  | .533 | 1-6   | .167 | 3-3  | 1.000 | 2-10-12     | 0  | 5   | 4  | 1   | 1   | 20  |
| UALBANY             | 11/22/21 | *  | 38  | 7-14  | .500 | 2-3   | .667 | 4-5  | .800  | 2-4-6       | 2  | 3   | 2  | 2   | 0   | 20  |
| NORTH FLORIDA       | 11/26/21 | *  | 35  | 6-13  | .462 | 2-5   | .400 | 0-0  | .000  | 0-5-5       | 0  | 2   | 0  | 0   | 4   | 14  |
| CENTRAL MICHIGAN    | 11/29/21 | *  | 27  | 6-11  | .545 | 3-5   | .600 | 0-0  | .000  | 2-4-6       | 1  | 2   | 0  | 0   | 0   | 15  |
| SOUTHERN            | 12/7/21  | *  | 26  | 5-10  | .500 | 1-3   | .333 | 3-4  | .750  | 2-1-3       | 2  | 5   | 2  | 0   | 1   | 14  |
| at Notre Dame       | 12/11/21 | *  | 33  | 3-7   | .429 | 0-1   | .000 | 0-0  | .000  | 0-1-1       | 2  | 5   | 2  | 0   | 0   | 6   |
| vs. RV/RV UNC       | 12/18/21 | *  | 20  | 4-9   | .444 | 1-3   | .333 | 0-0  | .000  | 2-2-4       | 1  | 4   | 1  | 0   | 2   | 9   |
| WESTERN KENTUCKY    | 12/22/21 | *  | 35  | 9-13  | .692 | 2-5   | .400 | 0-0  | .000  | 1-1-2       | 3  | 6   | 2  | 0   | 0   | 20  |
| MISSOURI            | 12/29/21 | *  | 30  | 6-13  | .462 | 2-4   | .500 | 0-0  | .000  | 1-5-6       | 2  | 2   | 1  | 0   | 2   | 14  |
| HIGH POINT          | 12/31/21 | *  | 25  | 6-9   | .667 | 3-5   | .600 | 0-0  | .000  | 0-2-2       | 1  | 9   | 1  | 0   | 1   | 15  |
| at #21/21 LSU       | 1/4/22   | *  | 33  | 2-9   | .222 | 1-3   | .333 | 0-0  | .000  | 2-4-6       | 2  | 4   | 2  | 1   | 1   | 5   |
| GEORGIA             | 1/8/22   | *  | 37  | 8-13  | .615 | 0-1   | .000 | 1-1  | 1.000 | 1-4-5       | 2  | 17  | 2  | 0   | 2   | 17  |
| at Vanderbilt       | 1/11/22  | *  | 37  | 6-11  | .545 | 1-2   | .500 | 2-4  | .500  | 0-4-4       | 1  | 4   | 3  | 1   | 1   | 15  |
| #22/23 TENNESSEE    | 1/15/22  | *  | 36  | 10-13 | .769 | 2-4   | .500 | 6-6  | 1.000 | 1-1-2       | 1  | 5   | 2  | 0   | 3   | 28  |
| at RV/RV Texas A&M  | 1/19/22  | *  | 23  | 3-10  | .300 | 0-1   | .000 | 2-4  | .500  | 0-4-4       | 3  | 1   | 2  | 0   | 1   | 8   |
| at #2/2 Auburn      | 1/22/22  | *  | 9   | 2-4   | .500 | 0-1   | .000 | 0-0  | .000  | 0-0-0       | 0  | 1   | 0  | 0   | 1   | 4   |
| MISSISSIPPI STATE   | 1/25/22  |    |     |       |      |       |      |      |       |             |    |     |    |     |     |     |
| at #5/5 Kansas      | 1/29/22  | *  | 33  | 1-9   | .111 | 0-4   | .000 | 0-1  | .000  | 0-3-3       | 0  | 5   | 1  | 0   | 3   | 2   |
| VANDERBILT          | 2/2/22   | *  | 19  | 3-7   | .429 | 0-2   | .000 | 1-1  | 1.000 | 0-1-1       | 4  | 0   | 1  | 0   | 1   | 7   |
| at RV/RV Alabama    | 2/5/22   | *  | 32  | 6-15  | .400 | 1-5   | .200 | 2-2  | 1.000 | 0-3-3       | 2  | 2   | 3  | 0   | 1   | 15  |
| at South Carolina   | 2/8/22   | *  | 26  | 6-10  | .600 | 1-2   | .500 | 1-2  | .500  | 0-3-3       | 2  | 3   | 3  | 0   | 1   | 14  |
| FLORIDA             | 2/12/22  | *  | 26  | 4-13  | .308 | 2-7   | .286 | 0-1  | .000  | 0-5-5       | 0  | 6   | 0  | 0   | 1   | 10  |
| at #16/13 Tennessee | 2/15/22  | *  | 13  | 1-2   | .500 | 1-2   | .500 | 1-2  | .500  | 0-0-0       | 0  | 3   | 3  | 0   | 0   | 4   |
| #25/RV ALABAMA      | 2/19/22  |    |     |       |      |       |      |      |       |             |    |     |    |     |     |     |
| RV/NR LSU           | 2/23/22  |    |     |       |      |       |      |      |       |             |    |     |    |     |     |     |

## Career Statistics

| Year         | GP-GS        | Min-Avg         | FG-FGA         | Pct         | 3FG-FGA      | Pct         | FT-FTA       | Pct         | Off-Def-Tot-Avg     | PF-FO       | Ast        | TO        | Blk      | Stl       | Pts        | Avg         |
|--------------|--------------|-----------------|----------------|-------------|--------------|-------------|--------------|-------------|---------------------|-------------|------------|-----------|----------|-----------|------------|-------------|
| 2021-22      | 25-25        | 720-28.8        | 127-266        | .477        | 28-80        | .350        | 29-40        | .725        | 16-74-90-3.6        | 37-0        | 102        | 43        | 5        | 30        | 311        | 12.4        |
| <b>TOTAL</b> | <b>25-25</b> | <b>720-28.8</b> | <b>127-266</b> | <b>.477</b> | <b>28-80</b> | <b>.350</b> | <b>29-40</b> | <b>.725</b> | <b>16-74-90-3.6</b> | <b>37-0</b> | <b>102</b> | <b>43</b> | <b>5</b> | <b>30</b> | <b>311</b> | <b>12.4</b> |

# DAIMION COLLINS

Freshman | Forward | 6-9 | 202 lbs | Atlanta, Texas | Atlanta High School

# 4



## BIO BLAST

**Birthday:** Oct. 28

**Parents:** Benjamin Jr. and Kimberly Collins

**Major:** Agricultural economics

**Right at home in Kentucky ...**  
Enjoys riding horses

**Favorite food ...**  
Soul food

[@CollinsDaimion](#) | 
 [@daimionfrmetx](#) | 
 [@daimionfrmetx](#) | 
 [@daimionc3](#)

| 2021-22 SEASON/CAREER HIGHS          |                                    |               |
|--------------------------------------|------------------------------------|---------------|
| <b>Points</b>                        |                                    |               |
| Season                               | 14, ROBERT MORRIS (11/12/21)       |               |
| Career                               | 14, ROBERT MORRIS (11/12/21)       |               |
| <b>Rebounds</b>                      |                                    |               |
| Season                               | 8, HIGH POINT (12/31/21)           |               |
| Career                               | 8, HIGH POINT (12/31/21)           |               |
| <b>Field Goals</b>                   |                                    |               |
| Season                               | 7, ROBERT MORRIS (11/12/21)        |               |
| Career                               | 7, ROBERT MORRIS (11/12/21)        |               |
| <b>Field Goals Attempted</b>         |                                    |               |
| Season                               | 10, NORTH FLORIDA (11/26/21)       |               |
| Career                               | 10, NORTH FLORIDA (11/26/21)       |               |
| <b>3-Point Field Goals</b>           |                                    |               |
| Season                               | -                                  |               |
| Career                               | -                                  |               |
| <b>3-Point Field Goals Attempted</b> |                                    |               |
| Season                               | 2, NORTH FLORIDA (11/26/21)        |               |
| Career                               | 2, NORTH FLORIDA (11/26/21)        |               |
| <b>Free Throws</b>                   |                                    |               |
| Season                               | 6, at Alabama (2/5/22)             |               |
| Career                               | 6, at Alabama (2/5/22)             |               |
| <b>Free Throws Attempted</b>         |                                    |               |
| Season                               | 6, at Alabama (2/5/22)             |               |
| Career                               | 6, at Alabama (2/5/22)             |               |
| <b>Assists</b>                       |                                    |               |
| Season                               | 3, ROBERT MORRIS (11/12/21)        |               |
| Career                               | 3, ROBERT MORRIS (11/12/21)        |               |
| <b>Steals</b>                        |                                    |               |
| Season                               | 1, 6x, last at Texas A&M (1/19/22) |               |
| Career                               | 1, 6x, last at Texas A&M (1/19/22) |               |
| <b>Blocked Shots</b>                 |                                    |               |
| Season                               | 4, ROBERT MORRIS (11/12/21)        |               |
| Career                               | 4, ROBERT MORRIS (11/12/21)        |               |
| <b>Minutes Played</b>                |                                    |               |
| Season                               | 25, NORTH FLORIDA (11/26/21)       |               |
| Career                               | 25, NORTH FLORIDA (11/26/21)       |               |
| <b>MISCELLANEOUS</b>                 |                                    |               |
|                                      | <b>2021-22</b>                     | <b>CAREER</b> |
| Dunks                                | 22                                 | 22            |
| Double-Figure Scoring Games          | 3                                  | 3             |
| Double-Figure Rebounding Games       | 0                                  | 0             |
| Games With Double-Double             | 0                                  | 0             |
| Games Led UK in Scoring              | 0                                  | 0             |
| Games Led UK in Rebounding           | 1                                  | 1             |
| Games Led UK in Assists              | 0                                  | 0             |
| Games Led UK in Steals               | 0                                  | 0             |
| Games Led UK in Blocks               | 6                                  | 6             |
| Games With 3+ Assists                | 1                                  | 1             |
| Games With 3+ Blocks                 | 3                                  | 3             |
| Games With 3+ Steals                 | 0                                  | 0             |
| Games With 3+ Three-Pointers         | 0                                  | 0             |

- Had his best game in league play with 10 points and six rebounds in nine minutes to provide a spark off the bench in a win at Alabama
- Recorded six points, a career-high eight rebounds and a block in 12 minutes of the win over High Point
- Solid game vs. Southern with eight points, six rebounds and three blocks in 17 minutes
- Scored 12 points on 6-of-10 shooting to go along with a career-high-tying six rebounds in his first career start vs. North Florida
- Posted six points, three rebounds and a game-high three blocks in the win vs. UAlbany
- Breakthrough game with 14 points on 7-of-8 shooting in 21 minutes vs. Robert Morris
  - Scored 10 points in the final seven minutes, including four of his game-high five dunks
  - Also blocked four shots and dished out three assists
- Consensus five-star prospect
- Ranked the No. 13 overall player in the 2021 signing class by 247Sports
- Averaged 35.2 points, 14.4 rebounds, 7.0 assists and 6.2 blocks per game for Atlanta High School his senior season
- Texas Gatorade Player of the Year
- MaxPreps Texas Player of the Year
- MaxPreps All-America First Team, Naismith All-America Third Team and Sports Illustrated All-America Third Team honors
- Named to the McDonald's All America Game, the Jordan Brand Classic roster and the Allen Iverson Roundball Classic
- Won the AAU Peach Jam title
- Top wingspan on the team at 7-foot-5 and second-best maximum vertical at 42 inches

## Game-By-Game Statistics

| Opponent            | Date       | GS | Min                    | FG-A  | Pct. | 3FG-A | Pct. | FT-A  | Pct.  | Off-Def-Tot | PF | Ast | TO | Blk | Stl | Pts |
|---------------------|------------|----|------------------------|-------|------|-------|------|-------|-------|-------------|----|-----|----|-----|-----|-----|
| vs. #9/9 Duke       | 11/9/21    | 1  | 0-0                    | .000  | 0-0  | .000  | 0-0  | .000  | 0-0-0 | 1           | 0  | 1   | 0  | 0   | 0   | 0   |
| ROBERT MORRIS       | 11/12/21   | 21 | 7-8                    | .875  | 0-1  | .000  | 0-0  | .000  | 2-4-6 | 1           | 3  | 3   | 4  | 1   | 1   | 14  |
| MOUNT ST. MARY'S    | 11/16/21   | 15 | 0-2                    | .000  | 0-0  | .000  | 2-2  | 1.000 | 0-2-2 | 2           | 0  | 0   | 1  | 1   | 1   | 2   |
| RV/- OHIO           | 11/19/21   | 7  | 1-1                    | 1.000 | 0-0  | .000  | 0-0  | .000  | 0-0-0 | 3           | 0  | 0   | 0  | 0   | 0   | 2   |
| UALBANY             | 11/22/21   | 17 | 2-3                    | .667  | 0-0  | .000  | 2-2  | 1.000 | 1-2-3 | 4           | 0  | 1   | 3  | 0   | 0   | 6   |
| NORTH FLORIDA       | 11/26/21 * | 25 | 6-10                   | .600  | 0-2  | .000  | 0-0  | .000  | 4-2-6 | 2           | 0  | 3   | 1  | 0   | 0   | 12  |
| CENTRAL MICHIGAN    | 11/29/21   | 13 | 0-1                    | .000  | 0-0  | .000  | 3-4  | .750  | 2-1-3 | 4           | 0  | 0   | 0  | 1   | 3   | 3   |
| SOUTHERN            | 12/7/21    | 17 | 4-5                    | .800  | 0-0  | .000  | 0-1  | .000  | 3-3-6 | 2           | 0  | 0   | 3  | 1   | 1   | 8   |
| at Notre Dame       | 12/11/21   | 3  | 0-0                    | .000  | 0-0  | .000  | 0-0  | .000  | 0-0-0 | 1           | 0  | 0   | 1  | 0   | 0   | 0   |
| vs. RV/RV UNC       | 12/18/21   | 5  | 0-3                    | .000  | 0-0  | .000  | 0-0  | .000  | 1-0-1 | 1           | 0  | 2   | 1  | 1   | 1   | 0   |
| WESTERN KENTUCKY    | 12/22/21   | 6  | 2-2                    | 1.000 | 0-0  | .000  | 0-0  | .000  | 0-2-2 | 2           | 0  | 1   | 2  | 0   | 0   | 4   |
| MISSOURI            | 12/29/21   | 5  | 1-1                    | 1.000 | 0-0  | .000  | 0-0  | .000  | 1-3-4 | 0           | 0  | 1   | 0  | 0   | 0   | 2   |
| HIGH POINT          | 12/31/21   | 12 | 3-4                    | .750  | 0-0  | .000  | 0-0  | .000  | 1-7-8 | 1           | 1  | 0   | 1  | 0   | 0   | 6   |
| at #21/21 LSU       | 1/4/22     | 9  | 0-0                    | .000  | 0-0  | .000  | 0-0  | .000  | 0-0-0 | 1           | 0  | 0   | 1  | 0   | 0   | 0   |
| GEORGIA             | 1/8/22     |    | DNP - Coach's Decision |       |      |       |      |       |       |             |    |     |    |     |     |     |
| at Vanderbilt       | 1/11/22    | 6  | 0-2                    | .000  | 0-0  | .000  | 0-0  | .000  | 0-2-2 | 1           | 0  | 1   | 1  | 0   | 0   | 0   |
| #22/23 TENNESSEE    | 1/15/22    | 3  | 0-1                    | .000  | 0-0  | .000  | 0-0  | .000  | 0-1-1 | 0           | 0  | 0   | 0  | 0   | 0   | 0   |
| at RV/RV Texas A&M  | 1/19/22    | 3  | 1-2                    | .500  | 0-0  | .000  | 0-0  | .000  | 0-0-0 | 2           | 0  | 0   | 0  | 1   | 2   | 2   |
| at #2/2 Auburn      | 1/22/22    |    | DNP - Coach's Decision |       |      |       |      |       |       |             |    |     |    |     |     |     |
| MISSISSIPPI STATE   | 1/25/22    | 1  | 0-0                    | .000  | 0-0  | .000  | 0-0  | .000  | 0-0-0 | 0           | 0  | 0   | 0  | 0   | 0   | 0   |
| at #5/5 Kansas      | 1/29/22    |    | DNP - Coach's Decision |       |      |       |      |       |       |             |    |     |    |     |     |     |
| VANDERBILT          | 2/2/22     |    | DNP - Coach's Decision |       |      |       |      |       |       |             |    |     |    |     |     |     |
| at RV/RV Alabama    | 2/5/22     | 9  | 2-3                    | .667  | 0-0  | .000  | 6-6  | 1.000 | 1-5-6 | 2           | 0  | 1   | 0  | 0   | 0   | 10  |
| at South Carolina   | 2/8/22     | 4  | 0-1                    | .000  | 0-0  | .000  | 0-0  | .000  | 0-0-0 | 1           | 0  | 0   | 0  | 0   | 0   | 0   |
| FLORIDA             | 2/12/22    | 1  | 0-0                    | .000  | 0-0  | .000  | 0-0  | .000  | 0-0-0 | 1           | 0  | 0   | 0  | 0   | 0   | 0   |
| at #16/13 Tennessee | 2/15/22    | 4  | 0-1                    | .000  | 0-0  | .000  | 0-0  | .000  | 0-0-0 | 0           | 0  | 0   | 0  | 0   | 0   | 0   |
| #25/RV ALABAMA      | 2/19/22    | 4  | 1-2                    | .500  | 0-0  | .000  | 4-4  | 1.000 | 2-0-2 | 0           | 0  | 0   | 0  | 0   | 0   | 6   |
| RV/NR LSU           | 2/23/22    | 2  | 0-0                    | .000  | 0-0  | .000  | 0-0  | .000  | 0-0-0 | 1           | 0  | 1   | 0  | 0   | 0   | 0   |

## Career Statistics

| Year         | GP-GS       | Min-Avg        | FG-FGA       | Pct         | 3FG-FGA    | Pct         | FT-FTA       | Pct         | Off-Def-Tot-Avg     | PF-FO       | Ast      | TO        | Blk       | Stl      | Pts       | Avg        |
|--------------|-------------|----------------|--------------|-------------|------------|-------------|--------------|-------------|---------------------|-------------|----------|-----------|-----------|----------|-----------|------------|
| 2021-22      | 24-1        | 193-8.0        | 30-52        | .577        | 0-3        | .000        | 17-19        | .895        | 18-34-52-2.2        | 33-0        | 4        | 15        | 19        | 6        | 77        | 3.2        |
| <b>TOTAL</b> | <b>24-1</b> | <b>193-8.0</b> | <b>30-52</b> | <b>.577</b> | <b>0-3</b> | <b>.000</b> | <b>17-19</b> | <b>.895</b> | <b>18-34-52-2.2</b> | <b>33-0</b> | <b>4</b> | <b>15</b> | <b>19</b> | <b>6</b> | <b>77</b> | <b>3.2</b> |



# DAVION MINTZ

Graduate | Guard | 6-3 | 195 lbs | Charlotte, N.C. | Creighton University

# 10



Twitter: @deemintz1 Instagram: @davion

| 2021-22 SEASON/CAREER HIGHS*         |   |                |
|--------------------------------------|---|----------------|
| <b>Points</b>                        |   |                |
| Season                               | 21, VANDERBILT (2/2/22)                   |                |
| Career                               | 21, 3x, last VANDERBILT (2/2/22)          |                |
| <b>Rebounds</b>                      |   |                |
| Season                               | 8, 2x, last at Texas A&M (1/19/22)        |                |
| Career                               | 9, VILLANOVA (2/24/18)                    |                |
| <b>Field Goals</b>                   |   |                |
| Season                               | 7, GEORGIA (1/8/22)                       |                |
| Career                               | 8, MARQUETTE (1/9/19)                     |                |
| <b>Field Goals Attempted</b>         |   |                |
| Season                               | 12, 2x, last at Tennessee (2/15/22)       |                |
| Career                               | 14, 3x, last FLORIDA (2/27/21)            |                |
| <b>3-Point Field Goals</b>           |   |                |
| Season                               | 5, GEORGIA (1/8/22)                       |                |
| Career                               | 6, SOUTH CAROLINA (3/6/21)                |                |
| <b>3-Point Field Goals Attempted</b> |   |                |
| Season                               | 8, at LSU (1/4/22)                        |                |
| Career                               | 11, SOUTH CAROLINA (3/6/21)               |                |
| <b>Free Throws</b>                   |   |                |
| Season                               | 5, 3x, last VANDERBILT (2/2/22)           |                |
| Career                               | 7, MARQUETTE (1/21/17)                    |                |
| <b>Free Throws Attempted</b>         |   |                |
| Season                               | 7, at Texas A&M (1/19/22)                 |                |
| Career                               | 10, vs. UCLA (11/20/17)                   |                |
| <b>Assists</b>                       |   |                |
| Season                               | 4, 2x, last MISSISSIPPI STATE (1/25/22)   |                |
| Career                               | 8, 3x, last vs. Mississippi St. (3/11/21) |                |
| <b>Steals</b>                        |   |                |
| Season                               | 3, ALABAMA (2/19/22)                      |                |
| Career                               | 6, at Marquette (3/3/19)                  |                |
| <b>Blocked Shots</b>                 |   |                |
| Season                               | 1, 2x, last at LSU (1/4/22)               |                |
| Career                               | 2, vs. Loyola Chicago (3/19/19)           |                |
| <b>Minutes Played</b>                |   |                |
| Season                               | 39, ALABAMA (2/19/22)                     |                |
| Career                               | 45, at Villanova (2/6/19)                 |                |
| <b>MISCELLANEOUS</b>                 | <b>2021-22</b>                            | <b>CAREER*</b> |
| Dunks                                | 3   | 15             |
| Double-Figure Scoring Games          | 12  | 53             |
| Double-Figure Rebounding Games       | 0   | 0              |
| Games With Double-Double             | 0   | 0              |
| Games Led UK in Scoring              | 2   | 12             |
| Games Led UK in Rebounding           | 0   | 4              |
| Games Led UK in Assists              | 1   | 30             |
| Games Led UK in Steals               | 4   | 28             |
| Games Led UK in Blocks               | 1   | 8              |
| Games With 3+ Assists                | 6   | 58             |
| Games With 3+ Blocks                 | 0   | 0              |
| Games With 3+ Steals                 | 1   | 5              |
| Games With 3+ Three-Pointers         | 7   | 21             |

\*Includes Creighton statistics

- CoSIDA Academic All-District Team honoree; first UK player to earn honor since 2016
- Scored in double figures in five of the last seven games
- Second on the team with 38 3-pointers
- Averaging 10.7 points per game during SEC action
- Scored a career-high-tying 21 points with four 3s in the win over Vanderbilt at home
- Clutch against Texas A&M with 10 points, a season-high-tying eight rebounds and a go-ahead 3-pointer late in the second half to help the Wildcats pull off the comeback
- Had 19 points and a season-best five 3s in the win over Georgia
- Scored 16 points, including UK's final five points, in a close loss at LSU
- Logged 12 points, eight rebounds and three assists in 27 minutes in the win vs. Ohio
- Caught fire in the second half vs. Robert Morris with four 3s to finish with 13 points
- Wildcats' leading scorer, most consistent player during the 2020-21 season, his first at UK
  - First player to return to UK after leading the team in scoring average the previous season since Randolph Morris led the 2005-06 squad and came back for the 2006-07 year
  - Was one of three of three team captains
  - Team's leading scorer -- by a point -- with 288 points and an 11.5 average
  - Led UK in assists with 77 dimes and a 3.1 average
  - Also led Kentucky with 56 3-pointers, including 29 of 64 over the last eight games
  - Scored in double figures in six straight games to close the season, averaging 16.7 points per game during the stretch with a combined 24 3-pointers
  - Dished out 23 assists over the final three games in a more prominent role at point guard, including a career-high-tying eight at Ole Miss and vs. Mississippi State in the SEC Tournament
- Graduate transfer who redshirted for Creighton's 2019-20 Big East championship team that finished 24-7 after battling ankle injuries throughout the season
- Appeared in 97 career games with 79 starts at Creighton
  - In 2018-19, started all 35 games in the backcourt, averaging 9.7 points, 3.0 assists and 3.0 rebounds in 28.8 minutes per game
  - Ranked second on the team with 40 steals, third with 60 free throws and fourth with 43 3s
  - As a sophomore, started all but one game at point guard and averaged 6.1 points, 3.2 rebounds and a team-high 3.1 assists per game
  - Led the Big East and ranked 15th nationally in assist-to-turnover ratio and also led the Big East in assist-to-turnover ratio in league play only

## BIO BLAST

**Birthdate:** June 30  
**Parents:** Sean and Sandy Mintz  
**Major:** Graduate degree in kinesiology and health promotion  
**Why No. 10 ...**  
 Because it means complete and is one of his favorite numbers  
**Sweet tooth ...**  
 Has to have dessert every day  
**What's playing pregame ...**  
 Listens to Eric Thomas, a hip-hop motivational preacher, R&B, gospel

## Game-By-Game Statistics

| Opponent            | Date     | GS | Min | FG-A          | Pct. | 3FG-A | Pct. | FT-A | Pct.  | Off-Def-Tot | PF | Ast | TO | Blk | Stl | Pts |
|---------------------|----------|----|-----|---------------|------|-------|------|------|-------|-------------|----|-----|----|-----|-----|-----|
| vs. #9/9 Duke       | 11/9/21  |    | 21  | 2-7           | .286 | 1-3   | .333 | 0-0  | .000  | 0-1-1       | 3  | 0   | 0  | 0   | 0   | 5   |
| ROBERT MORRIS       | 11/12/21 |    | 20  | 4-5           | .800 | 4-5   | .800 | 1-2  | .500  | 0-4-4       | 0  | 2   | 1  | 0   | 0   | 13  |
| MOUNT ST. MARY'S    | 11/16/21 |    | 17  | 0-3           | .000 | 0-1   | .000 | 0-0  | .000  | 1-1-2       | 2  | 1   | 2  | 0   | 0   | 0   |
| RV/- OHIO           | 11/19/21 |    | 27  | 4-7           | .571 | 0-2   | .000 | 4-5  | .800  | 3-5-8       | 0  | 3   | 0  | 0   | 1   | 12  |
| UALBANY             | 11/22/21 |    |     | DNP - Illness |      |       |      |      |       |             |    |     |    |     |     |     |
| NORTH FLORIDA       | 11/26/21 |    |     | DNP - Illness |      |       |      |      |       |             |    |     |    |     |     |     |
| CENTRAL MICHIGAN    | 11/29/21 |    |     | DNP - Illness |      |       |      |      |       |             |    |     |    |     |     |     |
| SOUTHERN            | 12/7/21  |    | 16  | 2-9           | .222 | 2-7   | .286 | 3-5  | .600  | 3-2-5       | 0  | 1   | 2  | 0   | 0   | 9   |
| at Notre Dame       | 12/11/21 |    | 18  | 2-7           | .286 | 0-5   | .000 | 2-3  | .667  | 1-3-4       | 1  | 0   | 0  | 0   | 0   | 6   |
| vs. RV/RV UNC       | 12/18/21 |    | 27  | 1-7           | .143 | 1-4   | .250 | 3-4  | .750  | 1-0-1       | 2  | 2   | 0  | 0   | 0   | 6   |
| WESTERN KENTUCKY    | 12/22/21 |    | 18  | 1-4           | .250 | 1-3   | .333 | 2-2  | 1.000 | 1-1-2       | 1  | 3   | 2  | 1   | 1   | 5   |
| MISSOURI            | 12/29/21 |    | 15  | 3-8           | .375 | 1-4   | .250 | 0-0  | .000  | 0-1-1       | 0  | 0   | 1  | 0   | 1   | 7   |
| HIGH POINT          | 12/31/21 |    | 14  | 5-8           | .625 | 0-3   | .000 | 0-0  | .000  | 0-1-1       | 0  | 1   | 1  | 0   | 2   | 10  |
| at #21/21 LSU       | 1/4/22   |    | 27  | 4-12          | .333 | 3-8   | .375 | 5-6  | .833  | 0-0-0       | 1  | 2   | 4  | 1   | 0   | 16  |
| GEORGIA             | 1/8/22   |    | 30  | 7-10          | .700 | 5-7   | .714 | 0-0  | .000  | 0-0-0       | 3  | 2   | 1  | 0   | 0   | 19  |
| at Vanderbilt       | 1/11/22  | *  | 33  | 3-8           | .375 | 3-5   | .600 | 0-1  | .000  | 1-1-2       | 3  | 2   | 2  | 0   | 0   | 9   |
| #22/23 TENNESSEE    | 1/15/22  |    | 21  | 4-5           | .800 | 2-3   | .667 | 0-0  | .000  | 0-1-1       | 1  | 2   | 0  | 0   | 0   | 10  |
| at RV/RV Texas A&M  | 1/19/22  |    | 30  | 2-7           | .286 | 1-5   | .200 | 5-7  | .714  | 1-7-8       | 1  | 3   | 2  | 0   | 0   | 10  |
| at #2/2 Auburn      | 1/22/22  |    | 31  | 2-7           | .286 | 0-2   | .000 | 1-1  | 1.000 | 0-1-1       | 2  | 4   | 1  | 0   | 0   | 5   |
| MISSISSIPPI STATE   | 1/25/22  | *  | 36  | 2-9           | .222 | 0-3   | .000 | 0-0  | .000  | 0-2-2       | 4  | 4   | 2  | 0   | 1   | 4   |
| at 5/5 Kansas       | 1/29/22  |    | 16  | 0-3           | .000 | 0-3   | .000 | 0-1  | .000  | 0-1-1       | 1  | 3   | 0  | 0   | 0   | 0   |
| VANDERBILT          | 2/2/22   |    | 35  | 6-11          | .545 | 4-7   | .571 | 5-5  | 1.000 | 1-2-3       | 1  | 2   | 0  | 0   | 2   | 21  |
| at RV/RV Alabama    | 2/5/22   |    | 19  | 3-9           | .333 | 1-3   | .333 | 0-0  | .000  | 0-2-2       | 0  | 1   | 2  | 0   | 2   | 7   |
| at South Carolina   | 2/8/22   |    | 19  | 3-6           | .500 | 3-5   | .600 | 1-2  | .500  | 0-2-2       | 4  | 2   | 1  | 0   | 0   | 10  |
| FLORIDA             | 2/12/22  |    | 28  | 4-9           | .444 | 3-7   | .429 | 0-0  | .000  | 0-2-2       | 0  | 1   | 0  | 0   | 0   | 11  |
| at #16/13 Tennessee | 2/15/22  |    | 31  | 4-12          | .333 | 2-6   | .333 | 1-1  | 1.000 | 2-1-3       | 4  | 0   | 1  | 0   | 0   | 11  |
| #25/RV ALABAMA      | 2/19/22  | *  | 39  | 2-9           | .222 | 0-2   | .000 | 3-4  | .750  | 0-1-1       | 0  | 2   | 0  | 0   | 3   | 7   |
| RV/NR LSU           | 2/23/22  | *  | 38  | 4-10          | .400 | 1-4   | .250 | 4-4  | 1.000 | 2-0-2       | 4  | 0   | 2  | 0   | 2   | 13  |

## Career Statistics

| Year         | GP-GS          | Min-Avg          | FG-FGA         | Pct         | 3FG-FGA        | Pct         | FT-FTA         | Pct         | Off-Def-Tot-Avg       | PF-FO        | Ast        | TO         | Blk       | Stl        | Pts         | Avg        |
|--------------|----------------|------------------|----------------|-------------|----------------|-------------|----------------|-------------|-----------------------|--------------|------------|------------|-----------|------------|-------------|------------|
| 2016-17      | 29-12          | 354-12.2         | 30-78          | .385        | 9-25           | .360        | 26-33          | .788        | 1-31-32-1.1           | 35-0         | 52         | 34         | 4         | 15         | 95          | 3.3        |
| 2017-18      | 33-32          | 696-21.1         | 61-151         | .404        | 19-54          | .352        | 60-82          | .732        | 8-96-104.32           | 44-1         | 102        | 36         | 3         | 14         | 201         | 6.1        |
| 2018-19      | 35-35          | 1009-28.8        | 119-286        | .416        | 43-124         | .347        | 60-83          | .723        | 18-87-105-3.0         | 70-0         | 105        | 76         | 4         | 40         | 341         | 9.7        |
| 2020-21      | 25-21          | 769-30.8         | 96-242         | .397        | 56-148         | .378        | 40-61          | .656        | 19-60-79-3.2          | 49-1         | 77         | 47         | 5         | 25         | 288         | 11.5       |
| 2021-22      | 25-4           | 626-25.0         | 74-192         | .385        | 38-107         | .355        | 40-53          | .755        | 17-42-59-2.4          | 38-0         | 43         | 27         | 2         | 15         | 226         | 9.0        |
| <b>TOTAL</b> | <b>147-104</b> | <b>3454-23.5</b> | <b>380-949</b> | <b>.400</b> | <b>165-458</b> | <b>.360</b> | <b>226-312</b> | <b>.724</b> | <b>63-316-379-2.6</b> | <b>236-2</b> | <b>379</b> | <b>220</b> | <b>18</b> | <b>109</b> | <b>1151</b> | <b>7.8</b> |

# DONTAIE ALLEN

RS-Sophomore | Guard | 6-6 | 205 lbs | Falmouth, Ky. | Pendleton County High School

# 11



## BIO BLAST

**Birthday:** Nov. 5  
**Parents:** April and Tony Thomas  
**Major:** Communication  
**Most prized possession ...**  
 His shoe collection  
**Why No. 11 ...**  
 Because it's his favorite number, No. 1, twice  
**Favorite tattoo ...**  
 The one of him on his left shoulder sitting on a basketball

[@DontaieAllen11](#) | 
 [@dontaieallen11](#) | 
 [@dontaieallen1](#)  
[@dontaieallen11](#) | 
 [@dontaie\\_allen11](#)

| 2021-22 SEASON/CAREER HIGHS          |  |               |
|--------------------------------------|--|---------------|
| <b>Points</b>                        |  |               |
| Season                               | 14, NORTH FLORIDA (11/26/21)               |               |
| Career                               | 23, 2x, last vs. Mississippi St. (3/11/21) |               |
| <b>Rebounds</b>                      |  |               |
| Season                               | 7, NORTH FLORIDA (11/26/21)                |               |
| Career                               | 7, NORTH FLORIDA (11/26/21)                |               |
| <b>Field Goals</b>                   |  |               |
| Season                               | 5, NORTH FLORIDA (11/26/21)                |               |
| Career                               | 8, 2x, last vs. Mississippi St. (3/11/21)  |               |
| <b>Field Goals Attempted</b>         |  |               |
| Season                               | 12, NORTH FLORIDA (11/26/21)               |               |
| Career                               | 15, vs. Mississippi State (3/11/21)        |               |
| <b>3-Point Field Goals</b>           |  |               |
| Season                               | 2, 2x, last NORTH FLORIDA (11/26/21)       |               |
| Career                               | 7, at Mississippi State (1/2/21)           |               |
| <b>3-Point Field Goals Attempted</b> |  |               |
| Season                               | 8, NORTH FLORIDA (11/26/21)                |               |
| Career                               | 13, vs. Mississippi State (3/11/21)        |               |
| <b>Free Throws</b>                   |  |               |
| Season                               | 2, 2x, last CENTRAL MICH. (11/29/21)       |               |
| Career                               | 4, VANDERBILT (1/5/21)                     |               |
| <b>Free Throws Attempted</b>         |  |               |
| Season                               | 2, 2x, last CENTRAL MICH. (11/29/21)       |               |
| Career                               | 4, VANDERBILT (1/5/21)                     |               |
| <b>Assists</b>                       |  |               |
| Season                               | 2, NORTH FLORIDA (11/26/21)                |               |
| Career                               | 2, 3x, last NORTH FLORIDA (11/26/21)       |               |
| <b>Steals</b>                        |  |               |
| Season                               | 1, 2x, last NORTH FLORIDA (11/26/21)       |               |
| Career                               | 2, 3x, last vs. Mississippi St. (3/11/21)  |               |
| <b>Blocked Shots</b>                 |  |               |
| Season                               | 2, ROBERT MORRIS (11/12/21)                |               |
| Career                               | 2, ROBERT MORRIS (11/12/21)                |               |
| <b>Minutes Played</b>                |  |               |
| Season                               | 19, 2x, last CENTRAL MICH. (11/29/21)      |               |
| Career                               | 32, 2x, last VANDERBILT (1/5/21)           |               |
| <b>MISCELLANEOUS</b>                 |  |               |
|                                      | <b>2021-22</b>                             | <b>CAREER</b> |
| Dunks                                | 3  | 4             |
| Double-Figure Scoring Games          | 1  | 5             |
| Double-Figure Rebounding Games       | 0  | 0             |
| Games With Double-Double             | 0  | 0             |
| Games Led UK in Scoring              | 1  | 4             |
| Games Led UK in Rebounding           | 0  | 1             |
| Games Led UK in Assists              | 0  | 0             |
| Games Led UK in Steals               | 1  | 5             |
| Games Led UK in Blocks               | 1  | 2             |
| Games With 3+ Assists                | 0  | 0             |
| Games With 3+ Blocks                 | 0  | 0             |
| Games With 3+ Steals                 | 0  | 0             |
| Games With 3+ Three-Pointers         | 0  | 3             |

- Had five points, three rebounds and a block in the win over Mississippi State
- Scored a season-high 14 points and grabbed a career-high seven boards vs. North Florida
- Made his 2021-22 regular-season debut with two 3-pointers and eight points in the win vs. Robert Morris
- In his first season on the floor in a Kentucky uniform in 2020-21, became a spark off the bench for the Wildcats in key moments, especially in SEC play
  - Two most memorable performances came vs. Mississippi State, combining to score 46 points on 16-of-28 shooting with 13 3-pointers, leading UK to a double-overtime victory in the first game and nearly guiding the Wildcats to a double-digit come-from-behind win in the SEC Tournament
    - After scoring a combined eight points in his previous nine appearances, recorded a career-high-tying 23 points on 8-of-15 shooting with six 3-pointers in the SEC Tournament loss to MSU
  - Named SEC Freshman of the Week on Jan. 4 after he enjoyed one of the all-time breakthrough performances with 23 points on 8-of-13 shooting, including 7 of 11 from 3, to fuel a nine-point comeback at Mississippi State, all career highs
    - Played just one minute over the previous three games and 20 career minutes
    - Just the sixth freshman in school history to make seven or more treys in a game
- Redshirted his freshman year after suffering a torn ACL in his left knee during his senior high school season, limiting his final year to just 13 games
- Became the first in-state signee for Kentucky since 2013
- 18th player in program history to earn Kentucky Mr. Basketball honors
- Concluded high school career with 3,255 points, 11th all-time in state history
- Averaged 42.9 points and 14.2 boards per game during his senior season
  - Dropped 50 or more points in six of his first 12 games
- Averaged 31.8 points and 11.4 rebounds per game during his junior season
  - Shot 59.1% from the floor and 39.6% from 3-point range
- Great size and frame, including an 86.5-inch wingspan and a team-high hand width of 11.5 inches

## Game-By-Game Statistics

| Opponent            | Date     | GS | Min  | FG-A  | Pct.               | 3FG-A | Pct. | FT-A  | Pct.  | Off-Def-Tot | PF | Ast | TO | Blk | Stl | Pts |
|---------------------|----------|----|------|-------|--------------------|-------|------|-------|-------|-------------|----|-----|----|-----|-----|-----|
| vs. #9/9 Duke       | 11/9/21  |    |      | DNP   | - Coach's Decision |       |      |       |       |             |    |     |    |     |     |     |
| ROBERT MORRIS       | 11/12/21 | 10 | 3-5  | .600  | 2-4                | .500  | 0-0  | .000  | 0-1-1 | 0           | 1  | 0   | 2  | 0   | 8   |     |
| MOUNT ST. MARY'S    | 11/16/21 | 9  | 1-3  | .333  | 0-1                | .000  | 0-0  | .000  | 0-0-0 | 1           | 1  | 0   | 0  | 0   | 2   |     |
| RV/- OHIO           | 11/19/21 | 6  | 1-1  | 1.000 | 1-1                | 1.000 | 0-0  | .000  | 0-1-1 | 0           | 0  | 0   | 0  | 0   | 3   |     |
| UALBANY             | 11/22/21 | 13 | 0-5  | .000  | 0-5                | .000  | 0-0  | .000  | 0-2-2 | 0           | 1  | 1   | 0  | 1   | 0   |     |
| NORTH FLORIDA       | 11/26/21 | 19 | 5-12 | .417  | 2-8                | .250  | 2-2  | 1.000 | 1-6-7 | 1           | 2  | 0   | 0  | 1   | 14  |     |
| CENTRAL MICHIGAN    | 11/29/21 | 19 | 3-11 | .273  | 1-7                | .143  | 2-2  | 1.000 | 2-4-6 | 1           | 1  | 1   | 0  | 0   | 9   |     |
| SOUTHERN            | 12/7/21  | 3  | 0-1  | .000  | 0-1                | .000  | 0-0  | .000  | 0-0-0 | 1           | 0  | 1   | 0  | 0   | 0   |     |
| at Notre Dame       | 12/11/21 |    |      | DNP   | - Coach's Decision |       |      |       |       |             |    |     |    |     |     |     |
| vs. RV/RV UNC       | 12/18/21 |    |      | DNP   | - Coach's Decision |       |      |       |       |             |    |     |    |     |     |     |
| WESTERN KENTUCKY    | 12/22/21 |    |      | DNP   | - Injury           |       |      |       |       |             |    |     |    |     |     |     |
| MISSOURI            | 12/29/21 | 2  | 0-1  | .000  | 0-1                | .000  | 0-0  | .000  | 0-0-0 | 1           | 0  | 0   | 0  | 0   | 0   |     |
| HIGH POINT          | 12/31/21 | 10 | 0-5  | .000  | 0-4                | .000  | 0-0  | .000  | 0-2-2 | 0           | 0  | 0   | 0  | 0   | 0   |     |
| at #21/21 LSU       | 1/4/22   | 3  | 0-0  | .000  | 0-0                | .000  | 0-0  | .000  | 0-0-0 | 2           | 0  | 0   | 0  | 0   | 0   |     |
| GEORGIA             | 1/8/22   | 1  | 0-0  | .000  | 0-0                | .000  | 0-0  | .000  | 0-0-0 | 0           | 0  | 0   | 0  | 0   | 0   |     |
| at Vanderbilt       | 1/11/22  |    |      | DNP   | - Coach's Decision |       |      |       |       |             |    |     |    |     |     |     |
| #22/23 TENNESSEE    | 1/15/22  | 1  | 0-0  | .000  | 0-0                | .000  | 0-0  | .000  | 0-0-0 | 0           | 0  | 0   | 0  | 0   | 0   |     |
| at RV/RV Texas A&M  | 1/19/22  |    |      | DNP   | - Coach's Decision |       |      |       |       |             |    |     |    |     |     |     |
| at #2/2 Auburn      | 1/22/22  | 2  | 0-0  | .000  | 0-0                | .000  | 0-0  | .000  | 0-0-0 | 2           | 0  | 0   | 0  | 0   | 0   |     |
| MISSISSIPPI STATE   | 1/25/22  | 18 | 2-6  | .333  | 1-5                | .200  | 0-0  | .000  | 2-1-3 | 1           | 0  | 1   | 1  | 0   | 5   |     |
| at #5/5 Kansas      | 1/29/22  |    |      | DNP   | - Coach's Decision |       |      |       |       |             |    |     |    |     |     |     |
| VANDERBILT          | 2/2/22   | 0+ | 0-0  | .000  | 0-0                | .000  | 0-0  | .000  | 0-0-0 | 0           | 0  | 0   | 0  | 0   | 0   |     |
| at RV/RV Alabama    | 2/5/22   |    |      | DNP   | - Coach's Decision |       |      |       |       |             |    |     |    |     |     |     |
| at South Carolina   | 2/8/22   |    |      | DNP   | - Coach's Decision |       |      |       |       |             |    |     |    |     |     |     |
| FLORIDA             | 2/12/22  |    |      | DNP   | - Coach's Decision |       |      |       |       |             |    |     |    |     |     |     |
| at #16/13 Tennessee | 2/15/22  | 0+ | 0-0  | .000  | 0-0                | .000  | 0-0  | .000  | 0-0-0 | 1           | 0  | 0   | 0  | 0   | 0   |     |
| #25/RV ALABAMA      | 2/19/22  | 2  | 0-0  | .000  | 0-0                | .000  | 0-0  | .000  | 0-0-0 | 0           | 0  | 0   | 0  | 0   | 0   |     |
| RV/NR LSU           | 2/23/22  | 2  | 0-1  | .000  | 0-0                | .000  | 0-0  | .000  | 0-0-0 | 0           | 0  | 0   | 0  | 0   | 0   |     |

## Career Statistics

| Year         | GP-GS       | Min-Avg         | FG-FGA        | Pct         | 3FG-FGA       | Pct         | FT-FTA       | Pct         | Off-Def-Tot-Avg     | PF-FO       | Ast       | TO        | Blk      | Stl       | Pts        | Avg        |
|--------------|-------------|-----------------|---------------|-------------|---------------|-------------|--------------|-------------|---------------------|-------------|-----------|-----------|----------|-----------|------------|------------|
| 2020-21      | 22-1        | 309-14.0        | 39-100        | .390        | 31-78         | .397        | 9-14         | .643        | 5-29-34-1.5         | 16-0        | 6         | 17        | 6        | 8         | 118        | 5.4        |
| 2021-22      | 18-0        | 120-6.7         | 15-51         | .294        | 7-37          | .189        | 4-4          | 1.000       | 5-17-22-1.2         | 11-0        | 6         | 4         | 3        | 2         | 41         | 2.3        |
| <b>TOTAL</b> | <b>40-1</b> | <b>429-10.7</b> | <b>54-151</b> | <b>.358</b> | <b>38-115</b> | <b>.330</b> | <b>13-18</b> | <b>.722</b> | <b>10-46-56-1.4</b> | <b>27-0</b> | <b>12</b> | <b>21</b> | <b>9</b> | <b>10</b> | <b>159</b> | <b>4.0</b> |

# KEION BROOKS JR.

Junior | Forward | 6-7 | 210 lbs | Fort Wayne, Ind. | La Lumiere School

# 12



## BIO BLAST

**Birthday:** Aug. 7  
**Parents:** Sarita and Keion Brooks Sr.  
**Major:** Communication  
**Did you know ...**  
 He tested at a 12th-grade reading level when he was in the fourth grade  
**Make a difference ...**  
 Member of the NABC Player Development Coalition and the SEC Council on Racial Equality and Social Justice

[@KeionB\\_12](#) | [@keionb](#) | [@swvggy\\_key](#)

| 2021-22 SEASON/CAREER HIGHS          |  |               |
|--------------------------------------|--|---------------|
| <b>Points</b>                        |  |               |
| Season                               | 27, at Kansas (1/29/22)                |               |
| Career                               | 27, at Kansas (1/29/22)                |               |
| <b>Rebounds</b>                      |  |               |
| Season                               | 9, 2x, last at South Carolina (2/8/22) |               |
| Career                               | 14, at Tennessee (2/20/21)             |               |
| <b>Field Goals</b>                   |  |               |
| Season                               | 9, 2x, last at Kansas (1/29/22)        |               |
| Career                               | 9, 2x, last at Kansas (1/29/22)        |               |
| <b>Field Goals Attempted</b>         |  |               |
| Season                               | 18, OHIO (11/19/21)                    |               |
| Career                               | 18, OHIO (11/19/21)                    |               |
| <b>3-Point Field Goals</b>           |  |               |
| Season                               | 1, 6x, last ALABAMA (2/19/22)          |               |
| Career                               | 2, 2x, last at Missouri (2/3/21)       |               |
| <b>3-Point Field Goals Attempted</b> |  |               |
| Season                               | 4, ROBERT MORRIS (11/12/21)            |               |
| Career                               | 4, 3x, last ROBERT MORRIS (11/12/21)   |               |
| <b>Free Throws</b>                   |  |               |
| Season                               | 9, at Kansas (1/29/22)                 |               |
| Career                               | 9, at Kansas (1/29/22)                 |               |
| <b>Free Throws Attempted</b>         |  |               |
| Season                               | 10, at Kansas (1/29/22)                |               |
| Career                               | 10, at Kansas (1/29/22)                |               |
| <b>Assists</b>                       |  |               |
| Season                               | 5, at South Carolina (2/8/22)          |               |
| Career                               | 5, 2x, last at South Carolina (2/8/22) |               |
| <b>Steals</b>                        |  |               |
| Season                               | 3, 2x, last at Tennessee (2/15/22)     |               |
| Career                               | 3, 2x, last at Tennessee (2/15/22)     |               |
| <b>Blocked Shots</b>                 |  |               |
| Season                               | 2, 3x, last ALABAMA (2/19/22)          |               |
| Career                               | 4, at Vanderbilt (2/17/21)             |               |
| <b>Minutes Played</b>                |  |               |
| Season                               | 37, 2x, last ALABAMA (2/19/22)         |               |
| Career                               | 37, 2x, last ALABAMA (2/19/22)         |               |
| <b>MISCELLANEOUS</b>                 |  |               |
|                                      | <b>2021-22</b>                         | <b>CAREER</b> |
| Dunks                                | 29                                     | 49            |
| Double-Figure Scoring Games          | 14                                     | 30            |
| Double-Figure Rebounding Games       | 0                                      | 2             |
| Games With Double-Double             | 0                                      | 2             |
| Games Led UK in Scoring              | 3                                      | 5             |
| Games Led UK in Rebounding           | 1                                      | 10            |
| Games Led UK in Assists              | 0                                      | 3             |
| Games Led UK in Steals               | 4                                      | 6             |
| Games Led UK in Blocks               | 5                                      | 11            |
| Games With 3+ Assists                | 2                                      | 6             |
| Games With 3+ Blocks                 | 0                                      | 1             |
| Games With 3+ Steals                 | 2                                      | 2             |
| Games With 3+ Three-Pointers         | 0                                      | 0             |

- Scored 18 points and hauled in eight rebounds in a career-high-tying 37 minutes vs. Alabama
- Had 15 points and a season-high-tying nine rebounds in the win at South Carolina
- SEC Player of the Week on Jan. 31 after averaging 19.5 points per game in two wins
- Had a career-high 27 points and added eight rebounds in the win at No. 5 Kansas
  - Were the most points scored by a UK player in a road win over a top-five AP team since Fred Cowan had 27 at No. 5 LSU on Feb. 14, 1980
- Scored 20 points in the win over Vanderbilt marking his first back-to-back 20-point scoring efforts
- Averaging a career-high 11.1 points per game and shooting 48.5% from the field
- Has 14 double-figure scoring efforts
- Recorded 17 points and nine rebounds in the win vs. Missouri
- Posted nine points, seven boards and three assists in the win over High Point
- Made a career-high nine shots en route to 22 points, plus eight boards, in the win vs. Ohio
- Preseason All-SEC Second Team pick by the league's media and coaches
- "Way better, way more skilled," John Calipari said of the junior's start to the season
- Key leader on the team and one of three captains during the 2021-22 season
- Despite missing the first nine games in 2020-21 with a left leg injury, was a major contributor as a sophomore
  - Totalled career highs in virtually every major statistical category, including points (10.3) and rebounds (6.8) per game, the latter of which led the team
  - Scored in double figures in 11 of 16 games played
  - 10 points and career-high 14 rebounds in the upset win at No. 19/20 Tennessee
  - Career day in the home game vs. No. 11/10 Tennessee with 23 points and 11 rebounds for his first career double-double
  - Became the third player in the John Calipari era with at least 23 points and at least 10 rebounds off the bench
  - Major impact with 12 points, team-high-tying six boards, and team- and career-high four assists at Florida on just two days of practice after being medically cleared
- Played in all 31 games with six starts and five double-figure scoring games as a freshman
  - Played a then-career-high 27 minutes in the 18-point comeback at Florida, posting his fifth double-figure scoring game of the season with 10 points, and two 3-pointers
  - Emerged as a spark in the games at Arkansas and vs. Georgia, posting 10 points and seven rebounds vs. the Razorbacks and eight points and five rebounds vs. the Bulldogs
- Underrated athlete with a 37-inch maximum vertical and a 7-foot-1 wingspan

## Game-By-Game Statistics

| Opponent            | Date     | GS | Min | FG-A          | Pct. | 3FG-A | Pct.  | FT-A | Pct.  | Off-Def-Tot | PF | Ast | TO | Blk | Stl | Pts |
|---------------------|----------|----|-----|---------------|------|-------|-------|------|-------|-------------|----|-----|----|-----|-----|-----|
| vs. #9/9 Duke       | 11/9/21  | *  | 17  | 4-10          | .400 | 1-3   | .333  | 0-0  | .000  | 1-2-3       | 2  | 0   | 2  | 0   | 0   | 9   |
| ROBERT MORRIS       | 11/12/21 | *  | 24  | 5-10          | .500 | 1-4   | .250  | 2-3  | .667  | 0-1-1       | 0  | 0   | 2  | 1   | 0   | 13  |
| MOUNT ST. MARY'S    | 11/16/21 | *  | 25  | 4-9           | .444 | 0-0   | .000  | 2-2  | 1.000 | 2-5-7       | 1  | 1   | 1  | 1   | 0   | 10  |
| RV/- OHIO           | 11/19/21 | *  | 37  | 9-18          | .500 | 0-3   | .000  | 4-4  | 1.000 | 3-5-8       | 1  | 0   | 5  | 1   | 0   | 22  |
| UALBANY             | 11/22/21 | *  | 29  | 7-11          | .636 | 0-0   | .000  | 3-4  | .750  | 2-6-8       | 0  | 0   | 2  | 2   | 0   | 17  |
| NORTH FLORIDA       | 11/26/21 |    |     | DNP - Illness |      |       |       |      |       |             |    |     |    |     |     |     |
| CENTRAL MICHIGAN    | 11/29/21 | *  | 17  | 3-10          | .300 | 1-2   | .500  | 2-3  | .667  | 2-2-4       | 1  | 0   | 0  | 0   | 1   | 9   |
| SOUTHERN            | 12/7/21  | *  | 20  | 1-3           | .333 | 0-0   | .000  | 0-2  | .000  | 0-1-1       | 1  | 0   | 1  | 1   | 2   | 2   |
| at Notre Dame       | 12/11/21 | *  | 32  | 5-10          | .500 | 0-1   | .000  | 2-4  | .500  | 0-7-7       | 1  | 0   | 0  | 1   | 1   | 12  |
| vs. RV/RV UNC       | 12/18/21 | *  | 18  | 5-10          | .500 | 0-0   | .000  | 0-0  | .000  | 2-1-3       | 2  | 0   | 0  | 0   | 0   | 10  |
| WESTERN KENTUCKY    | 12/22/21 | *  | 13  | 2-5           | .400 | 0-0   | .000  | 1-1  | 1.000 | 1-0-1       | 4  | 2   | 3  | 0   | 0   | 5   |
| MISSOURI            | 12/29/21 | *  | 27  | 7-11          | .636 | 0-1   | .000  | 3-4  | .750  | 2-7-9       | 1  | 1   | 1  | 2   | 0   | 17  |
| HIGH POINT          | 12/31/21 | *  | 23  | 4-6           | .667 | 0-0   | .000  | 1-2  | .500  | 2-5-7       | 0  | 3   | 0  | 1   | 1   | 9   |
| at #21/21 LSU       | 1/4/22   | *  | 14  | 0-3           | .000 | 0-1   | .000  | 2-2  | 1.000 | 1-2-3       | 1  | 0   | 0  | 1   | 0   | 2   |
| GEORGIA             | 1/8/22   | *  | 30  | 6-8           | .750 | 0-0   | .000  | 2-2  | 1.000 | 0-2-2       | 2  | 1   | 0  | 1   | 0   | 14  |
| at Vanderbilt       | 1/11/22  | *  | 23  | 4-7           | .571 | 1-2   | .500  | 0-1  | .000  | 3-2-5       | 3  | 2   | 0  | 0   | 1   | 9   |
| #22/23 TENNESSEE    | 1/15/22  | *  | 23  | 3-6           | .500 | 1-1   | 1.000 | 2-2  | 1.000 | 0-2-2       | 0  | 2   | 1  | 0   | 1   | 9   |
| at RV/RV Texas A&M  | 1/19/22  | *  | 17  | 2-8           | .250 | 0-1   | .000  | 3-5  | .600  | 1-1-2       | 0  | 1   | 1  | 1   | 1   | 7   |
| at #2/2 Auburn      | 1/22/22  | *  | 23  | 3-8           | .375 | 0-1   | .000  | 0-0  | .000  | 3-1-4       | 4  | 0   | 2  | 1   | 1   | 6   |
| MISSISSIPPI STATE   | 1/25/22  | *  | 30  | 5-10          | .500 | 0-1   | .000  | 2-2  | 1.000 | 2-4-6       | 4  | 2   | 3  | 1   | 0   | 12  |
| at #5/5 Kansas      | 1/29/22  | *  | 29  | 9-16          | .563 | 0-1   | .000  | 9-10 | .900  | 5-3-8       | 3  | 1   | 0  | 0   | 0   | 27  |
| VANDERBILT          | 2/2/22   | *  | 33  | 7-15          | .467 | 0-0   | .000  | 6-8  | .750  | 1-3-4       | 2  | 2   | 0  | 1   | 0   | 20  |
| at RV/RV Alabama    | 2/5/22   | *  | 27  | 4-9           | .444 | 0-0   | .000  | 2-4  | .500  | 2-3-5       | 4  | 0   | 2  | 0   | 0   | 10  |
| at South Carolina   | 2/8/22   | *  | 32  | 6-9           | .667 | 0-0   | .000  | 3-4  | .750  | 2-7-9       | 2  | 5   | 2  | 0   | 0   | 15  |
| FLORIDA             | 2/12/22  | *  | 25  | 1-4           | .250 | 0-0   | .000  | 0-0  | .000  | 1-0-1       | 2  | 2   | 3  | 0   | 3   | 2   |
| at #16/13 Tennessee | 2/15/22  | *  | 22  | 1-6           | .167 | 0-1   | .000  | 6-6  | 1.000 | 0-3-3       | 0  | 1   | 0  | 0   | 3   | 8   |
| #25/RV ALABAMA      | 2/19/22  | *  | 37  | 7-12          | .583 | 1-1   | 1.000 | 3-4  | .750  | 4-4-8       | 2  | 2   | 2  | 2   | 2   | 18  |
| RV/NR LSU           | 2/23/22  | *  | 21  | 2-5           | .400 | 0-0   | .000  | 2-2  | .100  | 0-1-1       | 3  | 0   | 3  | 1   | 0   | 6   |

## Career Statistics

| Year         | GP-GS        | Min-Avg          | FG-FGA         | Pct         | 3FG-FGA      | Pct         | FT-FTA         | Pct         | Off-Def-Tot-Avg        | PF-FO        | Ast       | TO        | Blk       | Stl       | Pts        | Avg        |
|--------------|--------------|------------------|----------------|-------------|--------------|-------------|----------------|-------------|------------------------|--------------|-----------|-----------|-----------|-----------|------------|------------|
| 2019-20      | 31-6         | 470-15.2         | 58-123         | .472        | 5-19         | .263        | 17-27          | .630        | 31-68-99-3.2           | 46-0         | 6         | 25        | 13        | 11        | 138        | 4.5        |
| 2020-21      | 16-3         | 375-23.4         | 64-145         | .441        | 6-28         | .214        | 31-39          | .795        | 40-68-108-6.8          | 44-2         | 26        | 30        | 13        | 10        | 165        | 10.3       |
| 2021-22      | 27-27        | 668-24.7         | 116-239        | .485        | 6-24         | .250        | 62-81          | .765        | 42-80-122-4.5          | 46-0         | 28        | 36        | 19        | 17        | 300        | 11.1       |
| <b>TOTAL</b> | <b>74-36</b> | <b>1513-20.4</b> | <b>238-507</b> | <b>.469</b> | <b>17-71</b> | <b>.239</b> | <b>110-147</b> | <b>.748</b> | <b>113-216-329-4.4</b> | <b>136-2</b> | <b>60</b> | <b>91</b> | <b>45</b> | <b>38</b> | <b>603</b> | <b>8.1</b> |



[@brennanc14](#) | [@brennanc14](#) | [@brennanc14](#) | [@brennancanada](#)  
[@brennanc14](#)

| 2021-22 SEASON/CAREER HIGHS          |                                   |               |
|--------------------------------------|-----------------------------------|---------------|
| <b>Points</b>                        |                                   |               |
| Season                               | 2, 3x, last HIGH POINT (12/31/21) |               |
| Career                               | 2, 3x, last HIGH POINT (12/31/21) |               |
| <b>Rebounds</b>                      |                                   |               |
| Season                               | 1, CENTRAL MICHIGAN (11/29/21)    |               |
| Career                               | 1, CENTRAL MICHIGAN (11/29/21)    |               |
| <b>Field Goals</b>                   |                                   |               |
| Season                               | 1, 3x, last HIGH POINT (12/31/21) |               |
| Career                               | 1, 3x, last HIGH POINT (12/31/21) |               |
| <b>Field Goals Attempted</b>         |                                   |               |
| Season                               | 2, WESTERN KENTUCKY (12/22/21)    |               |
| Career                               | 2, WESTERN KENTUCKY (12/22/21)    |               |
| <b>3-Point Field Goals</b>           |                                   |               |
| Season                               | -                                 |               |
| Career                               | -                                 |               |
| <b>3-Point Field Goals Attempted</b> |                                   |               |
| Season                               | 1, WESTERN KENTUCKY (12/22/21)    |               |
| Career                               | 1, WESTERN KENTUCKY (12/22/21)    |               |
| <b>Free Throws</b>                   |                                   |               |
| Season                               | -                                 |               |
| Career                               | -                                 |               |
| <b>Free Throws Attempted</b>         |                                   |               |
| Season                               | -                                 |               |
| Career                               | -                                 |               |
| <b>Assists</b>                       |                                   |               |
| Season                               | 1, UALBANY (11/22/21)             |               |
| Career                               | 1, UALBANY (11/22/21)             |               |
| <b>Steals</b>                        |                                   |               |
| Season                               | -                                 |               |
| Career                               | 1, SOUTH CAROLINA (3/6/21)        |               |
| <b>Blocked Shots</b>                 |                                   |               |
| Season                               | 1, TENNESSEE (1/15/22)            |               |
| Career                               | 1, TENNESSEE (1/15/22)            |               |
| <b>Minutes Played</b>                |                                   |               |
| Season                               | 3, HIGH POINT (12/31/21)          |               |
| Career                               | 3, HIGH POINT (12/31/21)          |               |
| <b>MISCELLANEOUS</b>                 |                                   |               |
|                                      | <b>2021-22</b>                    | <b>CAREER</b> |
| Dunks                                | 0                                 | 0             |
| Double-Figure Scoring Games          | 0                                 | 0             |
| Double-Figure Rebounding Games       | 0                                 | 0             |
| Games With Double-Double             | 0                                 | 0             |
| Games Led UK in Scoring              | 0                                 | 0             |
| Games Led UK in Rebounding           | 0                                 | 0             |
| Games Led UK in Assists              | 0                                 | 0             |
| Games Led UK in Steals               | 0                                 | 0             |
| Games Led UK in Blocks               | 1                                 | 1             |
| Games With 3+ Assists                | 0                                 | 0             |
| Games With 3+ Blocks                 | 0                                 | 0             |
| Games With 3+ Steals                 | 0                                 | 0             |
| Games With 3+ Three-Pointers         | 0                                 | 0             |

- Recorded his first career block in the win vs. No. 22/23 Tennessee
- Saw action in a career-high three minutes and scored on a layup in the win over High Point
- Had a bucket in the win over Western Kentucky in two minutes of action
- Scored his first career points off an offensive rebound and put back in the win over Central Michigan
- Registered his first career assist in a minute of the win over UAlbany
- Appeared in two games in 2020-21
  - Logged two minutes vs. South Carolina and recorded his first career steal
- Played in four games in his first season
  - Made first appearance as a Wildcat in regular-season action vs. Eastern Kentucky
- Capped his high school career with 1,371 career points and 776 rebounds
  - Two-year captain
  - Named an All-10th Region First Team selection
  - Averaged 15.0 points and 9.5 rebounds per game as a senior
  - 13 double-doubles
  - Double-digit scorer over his final three seasons
  - Three-time All-District Team selection and a three-time All-District Tournament Team pick
- Team claimed two District 40 titles
- 10th Region runners-up in 2019

## BIO BLAST

**Birthday:** July 15

**Parents:** Melissa and Lynn Canada

**Major:** Communication

### I'll be your hero ...

His definition of a hero is someone who you can rely on and follow

### Fan of the Wildcats ...

Born in Lexington, Ky., and cheered for the Wildcats growing up. De'Aaron Fox is his favorite former Wildcat

### Giving back ...

Participated in Big Brothers, Big Sisters

## Game-By-Game Statistics

| Opponent            | Date     | GS | Min | FG-A                   | Pct.  | 3FG-A | Pct. | FT-A | Pct. | Off-Def-Tot | PF | Ast | TO | Blk | Stl | Pts |
|---------------------|----------|----|-----|------------------------|-------|-------|------|------|------|-------------|----|-----|----|-----|-----|-----|
| vs. #9/9 Duke       | 11/9/21  |    |     | DNP - Coach's Decision |       |       |      |      |      |             |    |     |    |     |     |     |
| ROBERT MORRIS       | 11/12/21 | 1  |     | 0-0                    | .000  | 0-0   | .000 | 0-0  | .000 | 0-0-0       | 0  | 0   | 0  | 0   | 0   | 0   |
| MOUNT ST. MARY'S    | 11/16/21 | 2  |     | 0-0                    | .000  | 0-0   | .000 | 0-0  | .000 | 0-0-0       | 0  | 0   | 0  | 0   | 0   | 0   |
| RV/- OHIO           | 11/19/21 |    |     | DNP - Coach's Decision |       |       |      |      |      |             |    |     |    |     |     |     |
| UALBANY             | 11/22/21 | 1  |     | 0-0                    | .000  | 0-0   | .000 | 0-0  | .000 | 0-0-0       | 0  | 1   | 0  | 0   | 0   | 0   |
| NORTH FLORIDA       | 11/26/21 | 1  |     | 0-0                    | .000  | 0-0   | .000 | 0-0  | .000 | 0-0-0       | 0  | 0   | 0  | 0   | 0   | 0   |
| CENTRAL MICHIGAN    | 11/29/21 | 1  |     | 1-1                    | 1.000 | 0-0   | .000 | 0-0  | .000 | 1-0-1       | 0  | 0   | 0  | 0   | 0   | 2   |
| SOUTHERN            | 12/7/21  |    |     | DNP - Coach's Decision |       |       |      |      |      |             |    |     |    |     |     |     |
| at Notre Dame       | 12/11/21 |    |     | DNP - Coach's Decision |       |       |      |      |      |             |    |     |    |     |     |     |
| vs. RV/RV UNC       | 12/18/21 | 1  |     | 0-0                    | .000  | 0-0   | .000 | 0-0  | .000 | 0-0-0       | 0  | 0   | 0  | 0   | 0   | 0   |
| WESTERN KENTUCKY    | 12/22/21 | 2  |     | 1-2                    | .500  | 0-1   | .000 | 0-0  | .000 | 0-0-0       | 0  | 0   | 0  | 0   | 0   | 2   |
| MISSOURI            | 12/29/21 |    |     | DNP - Coach's Decision |       |       |      |      |      |             |    |     |    |     |     |     |
| HIGH POINT          | 12/31/21 | 3  |     | 1-1                    | 1.000 | 0-0   | .000 | 0-0  | .000 | 0-0-0       | 0  | 0   | 0  | 0   | 0   | 2   |
| at #21/21 LSU       | 1/4/22   |    |     | DNP - Coach's Decision |       |       |      |      |      |             |    |     |    |     |     |     |
| GEORGIA             | 1/8/22   |    |     | DNP - Coach's Decision |       |       |      |      |      |             |    |     |    |     |     |     |
| at Vanderbilt       | 1/11/22  |    |     | DNP - Coach's Decision |       |       |      |      |      |             |    |     |    |     |     |     |
| #22/23 TENNESSEE    | 1/15/22  | 1  |     | 0-0                    | .000  | 0-0   | .000 | 0-0  | .000 | 0-0-0       | 0  | 0   | 0  | 1   | 0   | 0   |
| at RV/RV Texas A&M  | 1/19/22  |    |     | DNP - Coach's Decision |       |       |      |      |      |             |    |     |    |     |     |     |
| at #2/2 Auburn      | 1/22/22  |    |     | DNP - Coach's Decision |       |       |      |      |      |             |    |     |    |     |     |     |
| MISSISSIPPI STATE   | 1/25/22  |    |     | DNP - Coach's Decision |       |       |      |      |      |             |    |     |    |     |     |     |
| at #5/5 Kansas      | 1/29/22  |    |     | DNP - Coach's Decision |       |       |      |      |      |             |    |     |    |     |     |     |
| VANDERBILT          | 2/2/22   |    |     | DNP - Coach's Decision |       |       |      |      |      |             |    |     |    |     |     |     |
| at RV/RV Alabama    | 2/5/22   |    |     | DNP - Coach's Decision |       |       |      |      |      |             |    |     |    |     |     |     |
| at South Carolina   | 2/8/22   |    |     | DNP - Coach's Decision |       |       |      |      |      |             |    |     |    |     |     |     |
| FLORIDA             | 2/12/22  |    |     | DNP - Coach's Decision |       |       |      |      |      |             |    |     |    |     |     |     |
| at #16/13 Tennessee | 2/15/22  |    |     | DNP - Coach's Decision |       |       |      |      |      |             |    |     |    |     |     |     |
| #25/RV ALABAMA      | 2/19/22  |    |     | DNP - Coach's Decision |       |       |      |      |      |             |    |     |    |     |     |     |
| RV/NR LSU           | 2/23/22  |    |     | DNP - Coach's Decision |       |       |      |      |      |             |    |     |    |     |     |     |

## Career Statistics

| Year         | GP-GS       | Min-Avg       | FG-FGA     | Pct         | 3FG-FGA    | Pct         | FT-FTA     | Pct         | Off-Def-Tot-Avg  | PF-FO      | Ast      | TO       | Blk      | Stl      | Pts      | Avg        |
|--------------|-------------|---------------|------------|-------------|------------|-------------|------------|-------------|------------------|------------|----------|----------|----------|----------|----------|------------|
| 2019-20      | 4-0         | 3-0.8         | 0-0        | .000        | 0-0        | .000        | 0-0        | .000        | 0-0-0-0.0        | 0-0        | 0        | 1        | 0        | 0        | 0        | 0.0        |
| 2020-21      | 2-0         | 3-1.5         | 0-0        | .000        | 0-0        | .000        | 0-0        | .000        | 0-0-0-0.0        | 0-0        | 0        | 2        | 0        | 1        | 0        | 0.0        |
| 2021-22      | 9-0         | 13-1.4        | 3-4        | .750        | 0-1        | .000        | 0-0        | .000        | 1-0-1-0.1        | 0-0        | 1        | 0        | 1        | 0        | 6        | 0.7        |
| <b>TOTAL</b> | <b>15-0</b> | <b>19-1.3</b> | <b>3-4</b> | <b>.750</b> | <b>0-1</b> | <b>.000</b> | <b>0-0</b> | <b>.000</b> | <b>1-0-1-0.1</b> | <b>0-0</b> | <b>1</b> | <b>3</b> | <b>1</b> | <b>1</b> | <b>6</b> | <b>0.4</b> |

# ZAN PAYNE

RS-Junior | G/F | 6-4 | 215 lbs | Lexington, Ky. | Lexington Catholic High School

# 20



## BIO BLAST

**Birthday:** March 23

**Parents:** Michelle and Kenny Payne

**Degree:** With a degree already in hand, he is now pursuing an undergraduate certificate in business and economics

**Hitting the books ...**  
Three-time selection to the All-SEC Academic Team and a three-time Dean's List member

**Gamer ...**  
A video game player, his favorites are NBA2K and Fortnite

[@young\\_payne2321](#)

[@alexander.payne23](#)

[@ZanPaynepapi](#)

### 2021-22 SEASON/CAREER HIGHS

|                                      |                |                                |
|--------------------------------------|----------------|--------------------------------|
| <b>Points</b>                        |                |                                |
| Season                               | 4              | MOUNT ST. MARY'S (11/16/21)    |
| Career                               | 4              | MOUNT ST. MARY'S (11/16/21)    |
| <b>Rebounds</b>                      |                |                                |
| Season                               | 2              | WESTERN KENTUCKY (12/22/21)    |
| Career                               | 2              | 2x, last WKU (12/22/21)        |
| <b>Field Goals</b>                   |                |                                |
| Season                               | 1              | 2x, last WKU (12/22/21)        |
| Career                               | 1              | 3x, last WKU (12/22/21)        |
| <b>Field Goals Attempted</b>         |                |                                |
| Season                               | 2              | 2x, last WKU (12/22/21)        |
| Career                               | 2              | 3x, last WKU (12/22/21)        |
| <b>3-Point Field Goals</b>           |                |                                |
| Season                               | -              |                                |
| Career                               | -              |                                |
| <b>3-Point Field Goals Attempted</b> |                |                                |
| Season                               | 1              | 3x, last WKU (12/22/21)        |
| Career                               | 1              | 3x, last WKU (12/22/21)        |
| <b>Free Throws</b>                   |                |                                |
| Season                               | 2              | 2x, last TENNESSEE (1/15/22)   |
| Career                               | 2              | 2x, last TENNESSEE (1/15/22)   |
| <b>Free Throws Attempted</b>         |                |                                |
| Season                               | 2              | 2x, last TENNESSEE (1/15/22)   |
| Career                               | 2              | 2x, last TENNESSEE (1/15/22)   |
| <b>Assists</b>                       |                |                                |
| Season                               | -              |                                |
| Career                               | -              |                                |
| <b>Steals</b>                        |                |                                |
| Season                               | 1              | MOUNT ST. MARY'S (11/16/21)    |
| Career                               | 1              | MOUNT ST. MARY'S (11/16/21)    |
| <b>Blocked Shots</b>                 |                |                                |
| Season                               | -              |                                |
| Career                               | -              |                                |
| <b>Minutes Played</b>                |                |                                |
| Season                               | 3              | HIGH POINT (12/31/21)          |
| Career                               | 3              | 2x, last HIGH POINT (12/31/21) |
| <b>MISCELLANEOUS</b>                 |                |                                |
|                                      | <b>2021-22</b> | <b>CAREER</b>                  |
| Dunks                                | 0              | 0                              |
| Double-Figure Scoring Games          | 0              | 0                              |
| Double-Figure Rebounding Games       | 0              | 0                              |
| Games With Double-Double             | 0              | 0                              |
| Games Led UK in Scoring              | 0              | 0                              |
| Games Led UK in Rebounding           | 0              | 0                              |
| Games Led UK in Assists              | 0              | 0                              |
| Games Led UK in Steals               | 0              | 0                              |
| Games Led UK in Blocks               | 0              | 0                              |
| Games With 3+ Assists                | 0              | 0                              |
| Games With 3+ Blocks                 | 0              | 0                              |
| Games With 3+ Steals                 | 0              | 0                              |
| Games With 3+ Three-Pointers         | 0              | 0                              |

- Scored two points in the win over No. 22/23 Tennessee
- Appeared in a career-high-tying three minutes of the win over High Point
- Scored two points and hauled in a pair of rebounds in two minutes of the win over Western Kentucky
- Recorded a career-high four points and a steal in the win over Mount St. Mary's
- Graduated in August with a degree in communication
- Appeared in two games in 2020-21 after missing the first two seasons from a knee injury suffered in high school
  - Played three minutes vs. South Carolina in the regular-season finale and scored his first points and grabbed his first two rebounds
  - Made his collegiate debut with a minute of action against Morehead Stat, his first action in any official game -- high school or college -- since February 2018
- Spent his first two seasons as Wildcat rehabbing his knee after suffering an injury during his senior season in high school. Took a medical redshirt in his first season
- A highly-productive player out of Lexington Catholic. Scored 1,282 career points, which ranks 14th all-time in program history
  - Also collected 934 career rebounds, which ranks fourth all-time in school history
  - Three-year starter in high school
  - Averaged 19.3 points and 8.7 rebounds a game as a senior at Lexington Catholic

## Game-By-Game Statistics

| Opponent            | Date     | GS | Min | FG-A | Pct.  | 3FG-A | Pct. | FT-A | Pct.  | Off-Def-Tot | PF | Ast | TO | Blk | Stl | Pts |
|---------------------|----------|----|-----|------|-------|-------|------|------|-------|-------------|----|-----|----|-----|-----|-----|
| vs. #9/9 Duke       | 11/9/21  |    |     |      |       |       |      |      |       |             |    |     |    |     |     |     |
| ROBERT MORRIS       | 11/12/21 | 1  |     | 0-0  | .000  | 0-0   | .000 | 0-0  | .000  | 0-0-0       | 0  | 0   | 0  | 0   | 0   | 0   |
| MOUNT ST. MARY'S    | 11/16/21 | 2  |     | 1-1  | 1.000 | 0-0   | .000 | 2-2  | 1.000 | 0-0-0       | 0  | 0   | 0  | 0   | 1   | 4   |
| RV/- OHIO           | 11/19/21 |    |     |      |       |       |      |      |       |             |    |     |    |     |     |     |
| UALBANY             | 11/22/21 | 1  |     | 0-0  | .000  | 0-0   | .000 | 0-0  | .000  | 0-0-0       | 0  | 0   | 0  | 0   | 0   | 0   |
| NORTH FLORIDA       | 11/26/21 | 1  |     | 0-2  | .000  | 0-1   | .000 | 0-0  | .000  | 0-0-0       | 0  | 0   | 0  | 0   | 0   | 0   |
| CENTRAL MICHIGAN    | 11/29/21 | 1  |     | 0-1  | .000  | 0-1   | .000 | 0-0  | .000  | 0-0-0       | 0  | 0   | 0  | 0   | 0   | 0   |
| SOUTHERN            | 12/7/21  |    |     |      |       |       |      |      |       |             |    |     |    |     |     |     |
| at Notre Dame       | 12/11/21 |    |     |      |       |       |      |      |       |             |    |     |    |     |     |     |
| vs. RV/RV UNC       | 12/18/21 | 1  |     | 0-0  | .000  | 0-0   | .000 | 0-0  | .000  | 0-0-0       | 1  | 0   | 0  | 0   | 0   | 0   |
| WESTERN KENTUCKY    | 12/22/21 | 2  |     | 1-2  | .500  | 0-1   | .000 | 0-0  | .000  | 0-2-2       | 0  | 0   | 0  | 0   | 0   | 2   |
| MISSOURI            | 12/29/21 |    |     |      |       |       |      |      |       |             |    |     |    |     |     |     |
| HIGH POINT          | 12/31/21 | 3  |     | 0-0  | .000  | 0-0   | .000 | 0-0  | .000  | 0-0-0       | 0  | 0   | 1  | 0   | 0   | 0   |
| at #21/21 LSU       | 1/4/22   |    |     |      |       |       |      |      |       |             |    |     |    |     |     |     |
| GEORGIA             | 1/8/22   |    |     |      |       |       |      |      |       |             |    |     |    |     |     |     |
| at Vanderbilt       | 1/11/22  |    |     |      |       |       |      |      |       |             |    |     |    |     |     |     |
| #22/23 TENNESSEE    | 1/15/22  | 1  |     | 0-0  | .000  | 0-0   | .000 | 2-2  | 1.000 | 0-0-0       | 0  | 0   | 0  | 0   | 0   | 2   |
| at RV/RV Texas A&M  | 1/19/22  |    |     |      |       |       |      |      |       |             |    |     |    |     |     |     |
| at #2/2 Auburn      | 1/22/22  |    |     |      |       |       |      |      |       |             |    |     |    |     |     |     |
| MISSISSIPPI STATE   | 1/25/22  |    |     |      |       |       |      |      |       |             |    |     |    |     |     |     |
| at #5/5 Kansas      | 1/29/22  |    |     |      |       |       |      |      |       |             |    |     |    |     |     |     |
| VANDERBILT          | 2/2/22   |    |     |      |       |       |      |      |       |             |    |     |    |     |     |     |
| at RV/RV Alabama    | 2/5/22   |    |     |      |       |       |      |      |       |             |    |     |    |     |     |     |
| at South Carolina   | 2/8/22   |    |     |      |       |       |      |      |       |             |    |     |    |     |     |     |
| FLORIDA             | 2/12/22  |    |     |      |       |       |      |      |       |             |    |     |    |     |     |     |
| at #16/13 Tennessee | 2/15/22  |    |     |      |       |       |      |      |       |             |    |     |    |     |     |     |
| #25/RV ALABAMA      | 2/19/22  |    |     |      |       |       |      |      |       |             |    |     |    |     |     |     |
| RV/NR LSU           | 2/23/22  |    |     |      |       |       |      |      |       |             |    |     |    |     |     |     |

## Career Statistics

| Year         | GP-GS       | Min-Avg       | FG-FGA     | Pct         | 3FG-FGA    | Pct         | FT-FTA     | Pct          | Off-Def-Tot-Avg  | PF-FO      | Ast      | TO       | Blk      | Stl      | Pts       | Avg        |
|--------------|-------------|---------------|------------|-------------|------------|-------------|------------|--------------|------------------|------------|----------|----------|----------|----------|-----------|------------|
| 2020-21      | 2-0         | 4-2.0         | 1-2        | .500        | 0-0        | .000        | 0-0        | .000         | 1-1-2-1.0        | 0-0        | 0        | 0        | 0        | 0        | 2         | 1.0        |
| 2021-22      | 9-0         | 13-1.4        | 2-6        | .333        | 0-3        | .000        | 4-4        | 1.000        | 0-2-2-0.2        | 1-0        | 0        | 1        | 0        | 1        | 8         | 0.9        |
| <b>TOTAL</b> | <b>11-0</b> | <b>17-1.5</b> | <b>3-8</b> | <b>.375</b> | <b>0-3</b> | <b>.000</b> | <b>4-4</b> | <b>1.000</b> | <b>1-3-4-0.4</b> | <b>1-0</b> | <b>0</b> | <b>1</b> | <b>0</b> | <b>1</b> | <b>10</b> | <b>0.9</b> |



# BRYCE HOPKINS

Freshman | Forward | 6-6 | 220 lbs | Oak Park, Ill. | Fenwick High School

# 23



[@BryceHopkins](#) | [@brycehopkins](#)

| 2021-22 SEASON/CAREER HIGHS          |   |               |
|--------------------------------------|---|---------------|
| <b>Points</b>                        |   |               |
| Season                               | 13, LSU (2/23/22)                       |               |
| Career                               | 13, LSU (2/23/22)                       |               |
| <b>Rebounds</b>                      |   |               |
| Season                               | 7, OHIO (11/19/21)                      |               |
| Career                               | 7, OHIO (11/19/21)                      |               |
| <b>Field Goals</b>                   |   |               |
| Season                               | 5, LSU (2/23/22)                        |               |
| Career                               | 5, LSU (2/23/22)                        |               |
| <b>Field Goals Attempted</b>         |   |               |
| Season                               | 9, CENTRAL MICHIGAN (11/29/21)          |               |
| Career                               | 9, CENTRAL MICHIGAN (11/29/21)          |               |
| <b>3-Point Field Goals</b>           |   |               |
| Season                               | 2, NORTH FLORIDA (11/26/21)             |               |
| Career                               | 2, NORTH FLORIDA (11/26/21)             |               |
| <b>3-Point Field Goals Attempted</b> |   |               |
| Season                               | 3, 2x, last CENTRAL MICH. (11/29/21)    |               |
| Career                               | 3, 2x, last CENTRAL MICH. (11/29/21)    |               |
| <b>Free Throws</b>                   |   |               |
| Season                               | 3, LSU (2/23/22)                        |               |
| Career                               | 3, LSU (2/23/22)                        |               |
| <b>Free Throws Attempted</b>         |   |               |
| Season                               | 6, LSU (2/23/22)                        |               |
| Career                               | 6, LSU (2/23/22)                        |               |
| <b>Assists</b>                       |   |               |
| Season                               | 3, CENTRAL MICHIGAN (11/29/21)          |               |
| Career                               | 3, CENTRAL MICHIGAN (11/29/21)          |               |
| <b>Steals</b>                        |   |               |
| Season                               | 1, 4x, last GEORGIA (1/8/22)            |               |
| Career                               | 1, 4x, last GEORGIA (1/8/22)            |               |
| <b>Blocked Shots</b>                 |   |               |
| Season                               | 1, 3x, last MISSISSIPPI STATE (1/25/22) |               |
| Career                               | 1, 3x, last MISSISSIPPI STATE (1/25/22) |               |
| <b>Minutes Played</b>                |   |               |
| Season                               | 17, CENTRAL MICHIGAN (11/29/21)         |               |
| Career                               | 17, CENTRAL MICHIGAN (11/29/21)         |               |
| <b>MISCELLANEOUS</b>                 |   |               |
|                                      | <b>2021-22</b>                          | <b>CAREER</b> |
| Dunks                                | 2                                       | 2             |
| Double-Figure Scoring Games          | 1                                       | 1             |
| Double-Figure Rebounding Games       | 0                                       | 0             |
| Games With Double-Double             | 0                                       | 0             |
| Games Led UK in Scoring              | 0                                       | 0             |
| Games Led UK in Rebounding           | 0                                       | 0             |
| Games Led UK in Assists              | 0                                       | 0             |
| Games Led UK in Steals               | 0                                       | 0             |
| Games Led UK in Blocks               | 1                                       | 1             |
| Games With 3+ Assists                | 1                                       | 1             |
| Games With 3+ Blocks                 | 0                                       | 0             |
| Games With 3+ Steals                 | 0                                       | 0             |
| Games With 3+ Three-Pointers         | 0                                       | 0             |

- Had a career-high 13 points against LSU, making 5 of 6 from the field in 16 minutes of action
- Played 15 minutes in the win at Vanderbilt, his most action since Nov. 29
- Scored five points, including his first career dunk, in nine minutes against North Carolina
- Contributed six points, four rebounds and three assists against Central Michigan
- Tied his career high with seven points, including two 3-pointers, in eight minutes vs. North Florida
- With his front-court teammates in foul trouble, made the most of his opportunity in the win vs. Ohio with seven points and seven rebounds with most of his production coming in the critical first half when Oscar Tshiebwe was forced to the bench
- Scored his first career points (four) in 12 minutes in the win vs. Robert Morris
- Recorded 18 points and nine rebounds in the Blue-White Game
- Considered a four-star prospect
- Consensus top-50 recruit in the class of 2021 and ranked as high as No. 33 overall by ESPN
- Drawn rave reviews in the preseason from coaches and teammates for his skills and physicality
- Averaged 24.4 points, 12.5 rebounds, 3.0 assists, 1.8 steals and 1.5 blocks per game as for Fenwick High School in his senior season
- MaxPreps Illinois Player of the Year
- Tabbed to the Chicago Land Prep Hoops All-State First Team
- Two-time Chicago League Player of the Year
- Named to the Jordan Brand Classic and the Allen Iverson Roundball Classic

## BIO BLAST

**Birthdate:** Sept. 7

**Parents:** Karen and Clyde Hopkins

**Major:** Communication

**In the genes ...**  
Father played basketball at Tennessee Tech

**Why No. 23 ...**  
Because of Michael Jordan and LeBron James

**Best basketball memory ...**  
Committing to Kentucky

## Game-By-Game Statistics

| Opponent            | Date     | GS | Min | FG-A  | Pct. | 3FG-A | Pct. | FT-A  | Pct.  | Off-Def-Tot | PF | Ast | TO | Blk | Stl | Pts |
|---------------------|----------|----|-----|-------|------|-------|------|-------|-------|-------------|----|-----|----|-----|-----|-----|
| vs. #9/9 Duke       | 11/9/21  | 3  | 0-1 | .000  | 0-0  | .000  | 0-0  | .000  | 0-0-0 | 0           | 0  | 0   | 0  | 0   | 0   | 0   |
| ROBERT MORRIS       | 11/12/21 | 12 | 2-3 | .667  | 0-0  | .000  | 0-0  | .000  | 0-2-2 | 1           | 0  | 1   | 0  | 0   | 0   | 4   |
| MOUNT ST. MARY'S    | 11/16/21 | 14 | 1-4 | .250  | 0-1  | .000  | 0-0  | .000  | 0-1-1 | 2           | 0  | 0   | 1  | 1   | 2   | 2   |
| RV/- OHIO           | 11/19/21 | 16 | 2-4 | .500  | 1-2  | .500  | 2-2  | 1.000 | 3-4-7 | 1           | 1  | 1   | 0  | 0   | 0   | 7   |
| UALBANY             | 11/22/21 | 10 | 1-1 | 1.000 | 0-0  | .000  | 0-0  | .000  | 1-2-3 | 0           | 0  | 1   | 1  | 0   | 0   | 2   |
| NORTH FLORIDA       | 11/26/21 | 8  | 2-3 | .667  | 2-3  | .667  | 1-2  | .500  | 1-1-2 | 0           | 0  | 2   | 0  | 0   | 0   | 7   |
| CENTRAL MICHIGAN    | 11/29/21 | 17 | 3-9 | .333  | 0-3  | .000  | 0-0  | .000  | 3-1-4 | 0           | 3  | 1   | 0  | 0   | 0   | 6   |
| SOUTHERN            | 12/7/21  | 2  | 0-0 | .000  | 0-0  | .000  | 0-0  | .000  | 0-0-0 | 0           | 0  | 0   | 0  | 0   | 0   | 0   |
| at Notre Dame       | 12/11/21 | 5  | 0-2 | .000  | 0-2  | .000  | 0-0  | .000  | 0-0-0 | 0           | 0  | 0   | 0  | 0   | 0   | 0   |
| vs. RV/RV UNC       | 12/18/21 | 9  | 2-3 | .667  | 1-1  | 1.000 | 0-0  | .000  | 0-2-2 | 2           | 0  | 0   | 0  | 0   | 1   | 5   |
| WESTERN KENTUCKY    | 12/22/21 | 5  | 1-3 | .333  | 0-0  | .000  | 0-0  | .000  | 3-0-3 | 0           | 0  | 2   | 0  | 0   | 0   | 2   |
| MISSOURI            | 12/29/21 | 5  | 1-2 | .500  | 0-0  | .000  | 0-0  | .000  | 0-0-0 | 0           | 0  | 0   | 0  | 0   | 0   | 2   |
| HIGH POINT          | 12/31/21 | 12 | 1-3 | .333  | 0-2  | .000  | 0-1  | .000  | 0-0-0 | 0           | 1  | 1   | 0  | 1   | 2   | 2   |
| at #21/21 LSU       | 1/4/22   | 2  | 0-1 | .000  | 0-0  | .000  | 0-0  | .000  | 1-0-1 | 1           | 0  | 2   | 0  | 0   | 0   | 0   |
| GEORGIA             | 1/8/22   | 6  | 0-1 | .000  | 0-0  | .000  | 0-0  | .000  | 0-0-0 | 2           | 1  | 1   | 0  | 1   | 0   | 0   |
| at Vanderbilt       | 1/11/22  | 15 | 1-2 | .500  | 0-0  | .000  | 0-0  | .000  | 1-4-5 | 2           | 1  | 1   | 0  | 0   | 0   | 2   |
| #22/23 TENNESSEE    | 1/15/22  | 4  | 1-1 | 1.000 | 1-1  | 1.000 | 0-0  | .000  | 0-0-0 | 1           | 0  | 0   | 0  | 0   | 0   | 3   |
| at RV/RV Texas A&M  | 1/19/22  | 1  | 0-1 | .000  | 0-0  | .000  | 1-2  | .500  | 1-0-1 | 0           | 0  | 0   | 0  | 0   | 0   | 1   |
| at #2/2 Auburn      | 1/22/22  | 1  | 0-1 | .000  | 0-0  | .000  | 0-0  | .000  | 0-0-0 | 1           | 0  | 0   | 0  | 0   | 0   | 0   |
| MISSISSIPPI STATE   | 1/25/22  | 5  | 1-1 | 1.000 | 0-0  | .000  | 0-0  | .000  | 0-1-1 | 0           | 0  | 1   | 1  | 0   | 0   | 2   |
| at #5/5 Kansas      | 1/29/22  |    |     |       |      |       |      |       |       |             |    |     |    |     |     |     |
| VANDERBILT          | 2/2/22   | 1  | 0-1 | .000  | 0-0  | .000  | 0-0  | .000  | 0-0-0 | 0           | 0  | 0   | 0  | 0   | 0   | 0   |
| at RV/RV Alabama    | 2/5/22   |    |     |       |      |       |      |       |       |             |    |     |    |     |     |     |
| at South Carolina   | 2/8/22   |    |     |       |      |       |      |       |       |             |    |     |    |     |     |     |
| FLORIDA             | 2/12/22  | 2  | 0-0 | .000  | 0-0  | .000  | 0-0  | .000  | 0-0-0 | 0           | 0  | 0   | 0  | 0   | 0   | 0   |
| at #16/13 Tennessee | 2/15/22  | 1  | 0-1 | .000  | 0-0  | .000  | 0-0  | .000  | 1-0-1 | 1           | 0  | 0   | 0  | 0   | 0   | 0   |
| 25/RV ALABAMA       | 2/19/22  | 2  | 0-1 | .000  | 0-0  | .000  | 0-0  | .000  | 1-1-2 | 0           | 0  | 0   | 0  | 0   | 0   | 0   |
| RV/NR LSU           | 2/23/22  | 16 | 5-6 | .833  | 0-1  | .000  | 3-6  | .500  | 2-2-4 | 0           | 0  | 1   | 0  | 0   | 0   | 13  |

## Career Statistics

| Year         | GP-GS       | Min-Avg        | FG-FGA       | Pct         | 3FG-FGA     | Pct         | FT-FTA      | Pct         | Off-Def-Tot-Avg     | PF-FO       | Ast      | TO        | Blk      | Stl      | Pts       | Avg        |
|--------------|-------------|----------------|--------------|-------------|-------------|-------------|-------------|-------------|---------------------|-------------|----------|-----------|----------|----------|-----------|------------|
| 2021-22      | 25-0        | 174-7.0        | 24-55        | .436        | 5-16        | .313        | 7-13        | .538        | 18-21-39-1.6        | 14-0        | 7        | 15        | 3        | 4        | 60        | 2.4        |
| <b>TOTAL</b> | <b>25-0</b> | <b>174-7.0</b> | <b>24-55</b> | <b>.436</b> | <b>5-16</b> | <b>.313</b> | <b>7-13</b> | <b>.538</b> | <b>18-21-39-1.6</b> | <b>14-0</b> | <b>7</b> | <b>15</b> | <b>3</b> | <b>4</b> | <b>60</b> | <b>2.4</b> |

# KAREEM WATKINS

Sophomore | Guard | 5-8 | 170 lbs | Camden, N.J. | Kingsway Regional High School

# 25



## BIO BLAST

**Birthday:** Feb. 3

**Parents:** Syreeta Brittingham and Dajuan Wagner

**Major:** Finance

**Hidden talent ...** Can juggle

**Pregame playlist ...**  
Listens to NBA YoungBoy, Polo G and Lil Durk

**La Familia ...**  
Stepson of Dajuan Wagner, John Calipari's first one-and-done player at Memphis

@stink\_cvp

| 2021-22 SEASON/CAREER HIGHS          |                                      |               |
|--------------------------------------|--------------------------------------|---------------|
| <b>Points</b>                        |                                      |               |
| Season                               | -                                    |               |
| Career                               | -                                    |               |
| <b>Rebounds</b>                      |                                      |               |
| Season                               | 1, 3x, last CENTRAL MICH. (11/29/21) |               |
| Career                               | 1, 3x, last CENTRAL MICH. (11/29/21) |               |
| <b>Field Goals</b>                   |                                      |               |
| Season                               | -                                    |               |
| Career                               | -                                    |               |
| <b>Field Goals Attempted</b>         |                                      |               |
| Season                               | 1, CENTRAL MICHIGAN (11/29/21)       |               |
| Career                               | 1, CENTRAL MICHIGAN (11/29/21)       |               |
| <b>3-Point Field Goals</b>           |                                      |               |
| Season                               | -                                    |               |
| Career                               | -                                    |               |
| <b>3-Point Field Goals Attempted</b> |                                      |               |
| Season                               | -                                    |               |
| Career                               | -                                    |               |
| <b>Free Throws</b>                   |                                      |               |
| Season                               | -                                    |               |
| Career                               | -                                    |               |
| <b>Free Throws Attempted</b>         |                                      |               |
| Season                               | -                                    |               |
| Career                               | -                                    |               |
| <b>Assists</b>                       |                                      |               |
| Season                               | 1, 2x, last WKU (12/22/21)           |               |
| Career                               | 1, 2x, last WKU (12/22/21)           |               |
| <b>Steals</b>                        |                                      |               |
| Season                               | 1, 2x, last HIGH POINT (12/31/21)    |               |
| Career                               | 1, 2x, last HIGH POINT (12/31/21)    |               |
| <b>Blocked Shots</b>                 |                                      |               |
| Season                               | -                                    |               |
| Career                               | -                                    |               |
| <b>Minutes Played</b>                |                                      |               |
| Season                               | 3, HIGH POINT (12/31/21)             |               |
| Career                               | 3, HIGH POINT (12/31/21)             |               |
| <b>MISCELLANEOUS</b>                 |                                      |               |
|                                      | <b>2021-22</b>                       | <b>CAREER</b> |
| Dunks                                | 0                                    | 0             |
| Double-Figure Scoring Games          | 0                                    | 0             |
| Double-Figure Rebounding Games       | 0                                    | 0             |
| Games With Double-Double             | 0                                    | 0             |
| Games Led UK in Scoring              | 0                                    | 0             |
| Games Led UK in Rebounding           | 0                                    | 0             |
| Games Led UK in Assists              | 0                                    | 0             |
| Games Led UK in Steals               | 0                                    | 0             |
| Games Led UK in Blocks               | 0                                    | 0             |
| Games With 3+ Assists                | 0                                    | 0             |
| Games With 3+ Blocks                 | 0                                    | 0             |
| Games With 3+ Steals                 | 0                                    | 0             |
| Games With 3+ Three-Pointers         | 0                                    | 0             |

- Had a steal in a career-high three minutes of the win over High Point
- Dished out an assist in two minutes of the win over Western Kentucky
- Recorded his first career assist and first career steal in a minute vs. North Florida
- Hauled in his first career rebound in two minutes of the win vs. Mount St. Mary's. Also had a rebound in a minute of action against Central Michigan
- Saw his first career action with two minutes vs. South Carolina in 2020-21
- Appeared in all 26 games for Kingsway Regional High School during his senior season
  - Averaged 8.7 points per game and notched 11 double-figure scoring efforts
  - Knocked down multiple 3-pointers in 12 games
  - Scored a season-high 19 points on six made 3s with four assists against Woodstown
  - Also posted 16 points, five rebounds and four assists at Clearview and recorded 15 points, six boards and five dimes vs. Cumberland
  - Dished out four or more assists in 14 games
  - Produced three or more steals in 10 games
  - Helped advance Kingsway to the 2020 NJSIAA Group 4 Championship field of 64
- With a 38.5-inch vertical, can dunk despite his size

## Game-By-Game Statistics

| Opponent            | Date     | GS | Min | FG-A | Pct. | 3FG-A | Pct. | FT-A | Pct. | Off-Def-Tot | PF | Ast | TO | Blk | Stl | Pts |
|---------------------|----------|----|-----|------|------|-------|------|------|------|-------------|----|-----|----|-----|-----|-----|
| vs. #9/9 Duke       | 11/9/21  |    |     |      |      |       |      |      |      |             |    |     |    |     |     |     |
| ROBERT MORRIS       | 11/12/21 | 1  |     | 0-0  | .000 | 0-0   | .000 | 0-0  | .000 | 0-0-0       | 0  | 0   | 0  | 0   | 0   | 0   |
| MOUNT ST. MARY'S    | 11/16/21 | 2  |     | 0-0  | .000 | 0-0   | .000 | 0-0  | .000 | 0-1-1       | 1  | 0   | 2  | 0   | 0   | 0   |
| RV/- OHIO           | 11/19/21 |    |     |      |      |       |      |      |      |             |    |     |    |     |     |     |
| UALBANY             | 11/22/21 | 1  |     | 0-0  | .000 | 0-0   | .000 | 0-0  | .000 | 0-0-0       | 1  | 0   | 0  | 0   | 0   | 0   |
| NORTH FLORIDA       | 11/26/21 | 1  |     | 0-0  | .000 | 0-0   | .000 | 0-0  | .000 | 1-0-1       | 0  | 1   | 0  | 0   | 1   | 0   |
| CENTRAL MICHIGAN    | 11/29/21 | 1  |     | 0-1  | .000 | 0-0   | .000 | 0-0  | .000 | 0-1-1       | 0  | 0   | 0  | 0   | 0   | 0   |
| SOUTHERN            | 12/7/21  |    |     |      |      |       |      |      |      |             |    |     |    |     |     |     |
| at Notre Dame       | 12/11/21 |    |     |      |      |       |      |      |      |             |    |     |    |     |     |     |
| vs. RV/RV UNC       | 12/18/21 | 1  |     | 0-0  | .000 | 0-0   | .000 | 0-0  | .000 | 0-0-0       | 0  | 0   | 0  | 0   | 0   | 0   |
| WESTERN KENTUCKY    | 12/22/21 | 2  |     | 0-0  | .000 | 0-0   | .000 | 0-0  | .000 | 0-0-0       | 0  | 1   | 0  | 0   | 0   | 0   |
| MISSOURI            | 12/29/21 |    |     |      |      |       |      |      |      |             |    |     |    |     |     |     |
| HIGH POINT          | 12/31/21 | 3  |     | 0-0  | .000 | 0-0   | .000 | 0-0  | .000 | 0-0-0       | 0  | 0   | 0  | 0   | 1   | 0   |
| at #21/21 LSU       | 1/4/22   |    |     |      |      |       |      |      |      |             |    |     |    |     |     |     |
| GEORGIA             | 1/8/22   |    |     |      |      |       |      |      |      |             |    |     |    |     |     |     |
| at Vanderbilt       | 1/11/22  |    |     |      |      |       |      |      |      |             |    |     |    |     |     |     |
| #22/23 TENNESSEE    | 1/15/22  | 1  |     | 0-0  | .000 | 0-0   | .000 | 0-0  | .000 | 0-0-0       | 0  | 0   | 1  | 0   | 0   | 0   |
| at RV/RV Texas A&M  | 1/19/22  |    |     |      |      |       |      |      |      |             |    |     |    |     |     |     |
| at #2/2 Auburn      | 1/22/22  |    |     |      |      |       |      |      |      |             |    |     |    |     |     |     |
| MISSISSIPPI STATE   | 1/25/22  |    |     |      |      |       |      |      |      |             |    |     |    |     |     |     |
| at #5/5 Kansas      | 1/29/22  |    |     |      |      |       |      |      |      |             |    |     |    |     |     |     |
| VANDERBILT          | 2/2/22   |    |     |      |      |       |      |      |      |             |    |     |    |     |     |     |
| at RV/RV Alabama    | 2/5/22   |    |     |      |      |       |      |      |      |             |    |     |    |     |     |     |
| at South Carolina   | 2/8/22   |    |     |      |      |       |      |      |      |             |    |     |    |     |     |     |
| FLORIDA             | 2/12/22  |    |     |      |      |       |      |      |      |             |    |     |    |     |     |     |
| at #16/13 Tennessee | 2/15/22  |    |     |      |      |       |      |      |      |             |    |     |    |     |     |     |
| #25/RV ALABAMA      | 2/19/22  |    |     |      |      |       |      |      |      |             |    |     |    |     |     |     |
| RV/NR LSU           | 2/23/22  |    |     |      |      |       |      |      |      |             |    |     |    |     |     |     |

## Career Statistics

| Year         | GP-GS       | Min-Avg       | FG-FGA     | Pct         | 3FG-FGA    | Pct         | FT-FTA     | Pct         | Off-Def-Tot-Avg  | PF-FO      | Ast      | TO       | Blk      | Stl      | Pts      | Avg        |
|--------------|-------------|---------------|------------|-------------|------------|-------------|------------|-------------|------------------|------------|----------|----------|----------|----------|----------|------------|
| 2020-21      | 1-0         | 2-2.0         | 0-0        | .000        | 0-0        | .000        | 0-0        | .000        | 0-0-0-0.0        | 0-0        | 0        | 0        | 0        | 0        | 0        | 0.0        |
| 2021-22      | 9-0         | 13-1.4        | 0-1        | .000        | 0-0        | .000        | 0-0        | .000        | 1-2-3-0.3        | 2-0        | 2        | 3        | 0        | 2        | 0        | 0.0        |
| <b>TOTAL</b> | <b>10-0</b> | <b>15-1.5</b> | <b>0-1</b> | <b>.000</b> | <b>0-0</b> | <b>.000</b> | <b>0-0</b> | <b>.000</b> | <b>1-2-3-0.3</b> | <b>2-0</b> | <b>2</b> | <b>3</b> | <b>0</b> | <b>2</b> | <b>0</b> | <b>0.0</b> |



# KELLAN GRADY

Graduate | Guard | 6-5 | 205 lbs | Boston | Davidson College

# 31



## BIO BLAST

**Birthday:** Sept. 11

**Parents:** Danielle and Rob Grady

**Major:** Undergraduate certificate in business and economics

**Social justice leader ...**

Launched CARE, a social justice initiative aimed at raising awareness about racial injustice and to promote and create change in equality

**Leadership runs in the family ...**

Grandmother is Sophia Theresa Williams-de Bruyn, a former South African anti-apartheid activist

[@KellanGrady31](#) | [@kellangrady31](#)

| 2021-22 SEASON/CAREER HIGHS*         |                                    |                |
|--------------------------------------|------------------------------------|----------------|
| <b>Points</b>                        |                                    |                |
| Season                               | 25, ALABAMA (2/19/22)              |                |
| Career                               | 39, at St. Bonaventure (2/27/18)   |                |
| <b>Rebounds</b>                      |                                    |                |
| Season                               | 6, vs. North Carolina (12/18/21)   |                |
| Career                               | 10, VS. Marquette (11/28/19)       |                |
| <b>Field Goals</b>                   |                                    |                |
| Season                               | 9, ALABAMA (2/19/22)               |                |
| Career                               | 12, 2x, last LIPSCOMB (3/9/19)     |                |
| <b>Field Goals Attempted</b>         |                                    |                |
| Season                               | 16, 2x, last ALABAMA (2/19/22)     |                |
| Career                               | 26, at St. Bonaventure (2/27/18)   |                |
| <b>3-Point Field Goals</b>           |                                    |                |
| Season                               | 7, 2x, last ALABAMA (2/19/22)      |                |
| Career                               | 7, 5x, last ALABAMA (2/19/22)      |                |
| <b>3-Point Field Goals Attempted</b> |                                    |                |
| Season                               | 12, at LSU (1/4/22)                |                |
| Career                               | 14, at St. Boneventure (2/27/18)   |                |
| <b>Free Throws</b>                   |                                    |                |
| Season                               | 3, 4x, last vs. LSU (2/23/22)      |                |
| Career                               | 16, at St. Bonaventure (2/27/18)   |                |
| <b>Free Throws Attempted</b>         |                                    |                |
| Season                               | 5, WESTERN KENTUCKY (12/22/21)     |                |
| Career                               | 16, at St. Bonaventure (2/27/18)   |                |
| <b>Assists</b>                       |                                    |                |
| Season                               | 3, 4x, last vs. LSU (2/23/22)      |                |
| Career                               | 6, NEVADA (11/19/19)               |                |
| <b>Steals</b>                        |                                    |                |
| Season                               | 3, ROBERT MORRIS (11/12/21)        |                |
| Career                               | 4, 2x, last vs. NEVADA (11/19/19)  |                |
| <b>Blocked Shots</b>                 |                                    |                |
| Season                               | 1, 2x, last TENNESSEE (1/15/22)    |                |
| Career                               | 2, vs. Northeastern (11/24/18)     |                |
| <b>Minutes Played</b>                |                                    |                |
| Season                               | 43, MISSISSIPPI STATE (1/25/22)    |                |
| Career                               | 57, at George Washington (1/29/20) |                |
| <b>MISCELLANEOUS</b>                 |                                    |                |
|                                      | <b>2021-22</b>                     | <b>CAREER*</b> |
| Dunks                                | 6                                  | 42             |
| Double-Figure Scoring Games          | 16                                 | 112            |
| Double-Figure Rebounding Games       | 0                                  | 1              |
| Games With Double-Double             | 0                                  | 1              |
| Games Led UK in Scoring              | 5                                  | 56             |
| Games Led UK in Rebounding           | 0                                  | 15             |
| Games Led UK in Assists              | 2                                  | 20             |
| Games Led UK in Steals               | 7                                  | 48             |
| Games Led UK in Blocks               | 1                                  | 12             |
| Games With 3+ Assists                | 4                                  | 48             |
| Games With 3+ Blocks                 | 0                                  | 0              |
| Games With 3+ Steals                 | 1                                  | 12             |
| Games With 3+ Three-Pointers         | 15                                 | 58             |

\*includes Davidson statistics

- With 25 points vs. Alabama, moved into the top 135 for all-time points scored in a collegiate career
- Had a season-high 25 points with a career-high-tying seven 3's vs. Alabama
- Has a team-high 82 3-pointers
- Shooting 43.9% from 3, ranked first in the SEC and eighth nationally through games on Feb. 23
- Averaged 13.7 points and made 24 3s from Jan. 22-Feb. 15
- Matched his season high with 23 points on a career-high-tying seven 3s in the win over High Point
- Scored a season-high 23 points with six 3-pointers in the win over Western Kentucky
- 18 points with five 3-pointers to go along with a season-high six rebounds in the North Carolina win
- Scored a game-high 19 points with four 3-pointers in the win vs. Robert Morris
- 15 games with at least three 3-pointers this season
- Graduate transfer from Davidson
- Preseason All-SEC Second Team pick by the league's media and coaches
- Jerry West Award preseason watch list for the country's top shooting guard
- Sixth player in Davidson history with 2,000 career points
- Entered the 2021-22 season with the second-most points in the nation
- Averaged more than 17 points per game in all four seasons at Davidson
- All-Atlantic 10 Team all four seasons, including first-team honors his senior, sophomore years
- Averaged 17.1 points, 4.6 rebounds and 2.4 assists per game in his senior season
  - Made three or more 3s in 11 outings
  - Recorded 32 points and six boards against George Mason
- Averaged 17.2 points per game, which ranked fifth in the league, in 2019-20
  - Averaged 18.0 points per game against league foes
  - Recorded his first-career double-double with 28 points and 10 rebounds against Marquette
- Ranked third in the league with 17.3 points per game
  - Topped double digits in 22 games, including 13 20-point efforts
- Named the Atlantic 10 Rookie of the Year in his freshman season after averaging 18.0 points per game on 50.1% shooting
  - Five-time Atlantic 10 Rookie of the Week
  - Second freshman in school history to begin his career with consecutive 20-point outings
  - Made 73 3-pointers, including at least four treys in eight games
- Led Northfield Mount Hermon to the 2015 Massachusetts Division I state title and the 2016 New England Championship

## Game-By-Game Statistics

| Opponent            | Date     | GS | Min | FG-A | Pct. | 3FG-A | Pct. | FT-A | Pct.  | Off-Def-Tot | PF | Ast | TO | Blk | Stl | Pts |
|---------------------|----------|----|-----|------|------|-------|------|------|-------|-------------|----|-----|----|-----|-----|-----|
| vs. #9/9 Duke       | 11/9/21  | *  | 31  | 3-8  | .375 | 3-7   | .429 | 0-0  | .000  | 0-2-2       | 0  | 0   | 0  | 0   | 1   | 9   |
| ROBERT MORRIS       | 11/12/21 | *  | 24  | 7-11 | .636 | 4-6   | .667 | 1-1  | 1.000 | 0-0-0       | 0  | 1   | 0  | 0   | 3   | 19  |
| MOUNT ST. MARY'S    | 11/16/21 | *  | 23  | 3-5  | .600 | 2-3   | .667 | 0-0  | .000  | 1-1-2       | 0  | 0   | 0  | 0   | 2   | 8   |
| RV/- OHIO           | 11/19/21 | *  | 20  | 0-2  | .000 | 0-1   | .000 | 0-0  | .000  | 0-1-1       | 0  | 0   | 0  | 0   | 0   | 0   |
| UALBANY             | 11/22/21 | *  | 29  | 4-7  | .571 | 3-5   | .600 | 3-4  | .750  | 0-2-2       | 2  | 1   | 1  | 0   | 0   | 14  |
| NORTH FLORIDA       | 11/26/21 | *  | 25  | 4-11 | .364 | 0-4   | .000 | 0-0  | .000  | 0-1-1       | 0  | 1   | 0  | 0   | 2   | 8   |
| CENTRAL MICHIGAN    | 11/29/21 | *  | 28  | 3-8  | .375 | 1-5   | .200 | 0-0  | .000  | 0-1-1       | 0  | 3   | 1  | 0   | 2   | 7   |
| SOUTHERN            | 12/7/21  | *  | 35  | 3-7  | .429 | 3-7   | .429 | 0-0  | .000  | 0-0-0       | 0  | 3   | 1  | 0   | 0   | 9   |
| at Notre Dame       | 12/11/21 | *  | 35  | 3-8  | .375 | 2-7   | .286 | 0-0  | .000  | 0-4-4       | 1  | 1   | 0  | 0   | 0   | 8   |
| vs. RV/RV UNC       | 12/18/21 | *  | 31  | 6-8  | .750 | 5-7   | .714 | 1-2  | .500  | 0-6-6       | 1  | 1   | 1  | 0   | 0   | 18  |
| WESTERN KENTUCKY    | 12/22/21 | *  | 34  | 7-10 | .700 | 6-9   | .667 | 3-5  | .600  | 1-2-3       | 0  | 1   | 0  | 0   | 0   | 23  |
| MISSOURI            | 12/29/21 | *  | 32  | 2-5  | .400 | 2-5   | .400 | 2-2  | 1.000 | 0-1-1       | 1  | 0   | 0  | 0   | 1   | 8   |
| HIGH POINT          | 12/31/21 | *  | 25  | 8-12 | .667 | 7-10  | .700 | 0-1  | .000  | 1-3-4       | 0  | 0   | 1  | 1   | 2   | 23  |
| at #21/21 LSU       | 1/4/22   | *  | 39  | 4-13 | .308 | 4-12  | .333 | 1-2  | .500  | 0-1-1       | 1  | 2   | 2  | 0   | 2   | 13  |
| GEORGIA             | 1/8/22   | *  | 39  | 4-13 | .308 | 1-7   | .143 | 0-0  | .000  | 1-1-2       | 2  | 1   | 2  | 0   | 2   | 9   |
| at Vanderbilt       | 1/11/22  | *  | 35  | 4-9  | .444 | 1-3   | .333 | 0-0  | .000  | 0-0-0       | 1  | 2   | 1  | 0   | 0   | 9   |
| #22/23 TENNESSEE    | 1/15/22  | *  | 27  | 5-8  | .625 | 4-7   | .571 | 2-2  | 1.000 | 0-1-1       | 1  | 1   | 2  | 1   | 0   | 16  |
| at RV/RV Texas A&M  | 1/19/22  | *  | 34  | 2-10 | .200 | 1-9   | .111 | 0-0  | .000  | 1-2-3       | 3  | 1   | 1  | 0   | 0   | 5   |
| at #2/2 Auburn      | 1/22/22  | *  | 40  | 5-9  | .556 | 4-7   | .571 | 3-4  | .750  | 0-2-2       | 2  | 1   | 0  | 0   | 2   | 17  |
| MISSISSIPPI STATE   | 1/25/22  | *  | 43  | 7-16 | .438 | 4-11  | .364 | 0-0  | .000  | 0-2-2       | 2  | 2   | 2  | 0   | 0   | 18  |
| at #5/5 Kansas      | 1/29/22  | *  | 37  | 4-7  | .571 | 4-7   | .571 | 0-1  | .000  | 0-3-3       | 1  | 1   | 0  | 0   | 0   | 12  |
| VANDERBILT          | 2/2/22   | *  | 38  | 4-9  | .444 | 4-8   | .500 | 0-0  | .000  | 0-1-1       | 2  | 0   | 0  | 0   | 0   | 12  |
| at RV/RV Alabama    | 2/5/22   | *  | 36  | 3-5  | .600 | 2-3   | .667 | 2-3  | .667  | 1-3-4       | 1  | 1   | 0  | 0   | 1   | 10  |
| at South Carolina   | 2/8/22   | *  | 38  | 5-10 | .500 | 2-6   | .333 | 0-0  | .000  | 0-3-3       | 1  | 2   | 1  | 0   | 1   | 12  |
| FLORIDA             | 2/12/22  | *  | 39  | 5-13 | .385 | 4-11  | .364 | 1-1  | 1.000 | 1-1-2       | 0  | 0   | 0  | 0   | 0   | 15  |
| at #16/13 Tennessee | 2/15/22  | *  | 37  | 2-9  | .222 | 2-6   | .333 | 0-0  | .000  | 1-2-3       | 3  | 2   | 2  | 0   | 0   | 6   |
| #25/RV ALABAMA      | 2/19/22  | *  | 39  | 9-16 | .563 | 7-9   | .778 | 0-0  | .000  | 0-3-3       | 2  | 3   | 2  | 0   | 1   | 25  |
| RV/NR LSU           | 2/23/22  | *  | 40  | 5-13 | .385 | 0-5   | .000 | 3-3  | 1.000 | 0-3-3       | 1  | 3   | 3  | 0   | 1   | 13  |

## Career Statistics

| Year         | GP-GS          | Min-Avg          | FG-FGA          | Pct         | 3FG-FGA        | Pct         | FT-FTA         | Pct         | Off-Def-Tot-Avg       | PF-FO        | Ast        | TO         | Blk       | Stl        | Pts         | Avg         |
|--------------|----------------|------------------|-----------------|-------------|----------------|-------------|----------------|-------------|-----------------------|--------------|------------|------------|-----------|------------|-------------|-------------|
| 2017-18      | 33-32          | 1163-35.2        | 219-437         | .501        | 73-196         | .372        | 82-102         | .804        | 23-85-108-3.3         | 68-0         | 64         | 32         | 3         | 27         | 593         | 18.0        |
| 2018-19      | 30-30          | 1127-37.6        | 194-430         | .451        | 58-170         | .341        | 72-98          | .735        | 12-122-134-4.5        | 46-0         | 57         | 50         | 5         | 31         | 518         | 17.3        |
| 2019-20      | 30-29          | 1074-35.8        | 185-400         | .463        | 51-138         | .370        | 94-118         | .797        | 16-110-126-4.2        | 55-0         | 75         | 62         | 5         | 35         | 515         | 17.2        |
| 2020-21      | 22-22          | 756-34.4         | 136-289         | .471        | 58-152         | .382        | 46-68          | .676        | 9-93-102-4.6          | 26-0         | 52         | 35         | 5         | 17         | 376         | 17.1        |
| 2021-22      | 28-28          | 933-33.3         | 121-262         | .462        | 82-187         | .439        | 22-31          | .710        | 8-52-60-2.1           | 28-0         | 34         | 23         | 2         | 23         | 346         | 12.4        |
| <b>TOTAL</b> | <b>143-141</b> | <b>5053-35.3</b> | <b>855-1818</b> | <b>.470</b> | <b>322-843</b> | <b>.382</b> | <b>316-417</b> | <b>.758</b> | <b>68-461-529-3.7</b> | <b>223-0</b> | <b>282</b> | <b>202</b> | <b>20</b> | <b>133</b> | <b>2348</b> | <b>16.4</b> |

# OSCAR TSHIEBWE

Junior | Forward | 6-9 | 255 lbs | Lubumbashi, Democratic Republic of the Congo | West Virginia University

# 34



[@Oscartshiebwe34](#) | 
 [@oscar\\_tshiebwe](#) | 
 [@Oscartshiebwe34](#)  
[@Oscartshiebwe4](#)

## 2021-22 SEASON/CAREER HIGHS\*

| Points                        |                                  |               |
|-------------------------------|----------------------------------|---------------|
| Season                        | 30, at Vanderbilt (1/11/22)      |               |
| Career                        | 30, at Vanderbilt (1/11/22)      |               |
| Rebounds                      |                                  |               |
| Season                        | 28, WESTERN KENTUCKY (12/22/21)  |               |
| Career                        | 28, WESTERN KENTUCKY (12/22/21)  |               |
| Field Goals                   |                                  |               |
| Season                        | 13, GEORGIA (1/8/22)             |               |
| Career                        | 13, GEORGIA (1/8/22)             |               |
| Field Goals Attempted         |                                  |               |
| Season                        | 20, GEORGIA (1/8/22)             |               |
| Career                        | 20, GEORGIA (1/8/22)             |               |
| 3-Point Field Goals           |                                  |               |
| Season                        | -                                |               |
| Career                        | -                                |               |
| 3-Point Field Goals Attempted |                                  |               |
| Season                        | -                                |               |
| Career                        | -                                |               |
| Free Throws                   |                                  |               |
| Season                        | 9, MISSOURI (12/29/21)           |               |
| Career                        | 9, 2x, last MISSOURI (12/29/21)  |               |
| Free Throws Attempted         |                                  |               |
| Season                        | 13, VANDERBILT (2/2/22)          |               |
| Career                        | 13, 2x, last VANDERBILT (2/2/22) |               |
| Assists                       |                                  |               |
| Season                        | 3, 3x, last ALABAMA (2/19/22)    |               |
| Career                        | 3, 4x, last ALABAMA (2/19/22)    |               |
| Steals                        |                                  |               |
| Season                        | 4, 3x, last at Alabama (2/5/22)  |               |
| Career                        | 4, 3x, last at Alabama (2/5/22)  |               |
| Blocked Shots                 |                                  |               |
| Season                        | 4, 2x, last at Auburn (1/22/22)  |               |
| Career                        | 4, 3x, last at Auburn (1/22/22)  |               |
| Minutes Played                |                                  |               |
| Season                        | 39, GEORGIA (1/8/22)             |               |
| Career                        | 39, GEORGIA (1/8/22)             |               |
| MISCELLANEOUS                 |                                  |               |
|                               | <b>2021-22</b>                   | <b>CAREER</b> |
| Dunks                         | 43                               | 74            |
| Double-Figure                 |                                  |               |
| Scoring Games                 | 24                               | 48            |
| Double-Figure                 |                                  |               |
| Rebounding Games              | 26                               | 41            |
| Games With                    |                                  |               |
| Double-Double                 | 22                               | 34            |
| Games Led UK                  |                                  |               |
| in Scoring                    | 12                               | 22            |
| Games Led UK                  |                                  |               |
| in Rebounding                 | 27                               | 47            |
| Games Led UK                  |                                  |               |
| in Assists                    | 1                                | 1             |
| Games Led UK                  |                                  |               |
| in Steals                     | 17                               | 35            |
| Games Led UK                  |                                  |               |
| in Blocks                     | 16                               | 27            |
| Games With                    |                                  |               |
| 3+ Assists                    | 3                                | 4             |
| Games With                    |                                  |               |
| 3+ Blocks                     | 7                                | 10            |
| Games With                    |                                  |               |
| 3+ Steals                     | 10                               | 12            |
| Games With                    |                                  |               |
| 3+ Three-Pointers             | 0                                | 0             |

\*includes West Virginia statistics

- Leads the country in rebounding (15.3), offensive rebounds per game (5.3), offensive rebound percentage (.201) and defensive rebounding percentage (35.1%) through games on Feb. 23
- Leads UK with 16.4 points per game and nine 20 or more scoring efforts
- 16-rebound effort vs. LSU gave him 427 on the season as of Feb. 23, ranking fifth on UK's single-season rebounding list and the most rebounds a UK player has had in a single season since 1954-55
- Ranks second in the nation with 22 double-doubles through games on Feb. 23
- Made the John R. Wooden Award, Lute Olson and Naismith midseason watch lists for national player of the year and Naismith Defensive Player of the Year midseason watch list
- Kareem Abdul-Jabbar late season watch list for nation's best center
- Named Naismith Trophy Player of the Week after averaging 19.0 points and 18.0 rebounds per game in wins over Mississippi State and at No. 5 Kansas
- Five 20-rebound performances this season
  - Has 15 straight double-figure rebounding efforts, the most for UK since Dan Issel had 12 in 1969-70
- Had 21 points and 22 rebounds vs. Mississippi State, the first 20-20 game for UK since 1976
- Looking to become the first player to average at least 15 points and at least 15 rebounds per game since Drake's Lewis Lloyd (30.2 ppg, 15.0 rpg) and Alcorn State's Larry Smith (20.1 ppg, 15.1 rpg) did it in 1979-80
- Recorded a career-high 30 points and 13 rebounds at Vanderbilt, the first Wildcat with at least 30 points and at least 10 rebounds since Patrick Patterson had 33 points and 11 boards vs. Tennessee State on Dec. 22, 2008
- Posted 29 points and 17 rebounds vs. Georgia, the first UK player with at least 29 points and at least 17 rebounds in a game since Jamal Mashburn totaled 38 points and 19 boards vs. Eastern Kentucky on Dec. 8, 1992
- Set a Rupp Arena record with 28 rebounds in the win over Western Kentucky, more than WKU's entire team (27)
  - Tied for the sixth-most rebounds in UK history and the most for a Wildcat in a regulation-length game in more than 52 years, when Dan Issel grabbed 29 rebounds vs. LSU on February 22, 1969
  - According to STATS, his 28 rebounds are the most in Division I college basketball since Kendall Gray from Delaware State recorded 30 at Coppin State on March 5, 2015
  - Named USBWA National Player of the Week, NCAA March Madness National Player of the Week and SEC Co-Player of the Week on Dec. 27 after the performance
- Dominant in his UK debut with 17 points and a career-high 20 rebounds vs. No. 9/9 Duke
  - In addition to setting the Champions Classic record for rebounds, he also set the UK record for most boards in a Wildcat debut and set a Calipari era record high
- First UK player with five games of at least 20 points and at least 15 rebounds since Kenny Walker did it five times in the 1984-85 season
- Transferred to Kentucky in mid-January after a season and a half at West Virginia
  - Joined the team in early February but was not eligible for competition for the 2020-21 season under previous NCAA transfer rules; did practice with the team
- Appeared in 10 games his sophomore season and averaged 8.5 points and 7.8 rebounds
- Named to the 2019-20 All-Big 12 Conference Second Team and Big 12 All-Freshman Team in his first season
  - Led the team in scoring (11.2 points per game) and rebounding (9.3 boards per game)
  - Led WVU as a freshman with 19 games in double figures and 10 double-doubles
  - Led the country in offensive rebounding percentage (19.0%) in 2019-20
- Two-time Pennsylvania state champion with 1,480 career points at Kennedy Catholic High School

## BIO BLAST

**Birthdate:** Nov. 27

**Parents:** Kaya Rosalie and the late Mbuyi Tshiebwe

**Major:** Communication

**Did you know ...**  
He moved to the U.S. at 16 and had not seen his family in person since then until this past summer

**He chose 34 because ...**  
His favorite big man of all-time is Hakeem Olajuwon

**Multilingual ...**  
He can speak six different languages

## Game-By-Game Statistics\*

| Opponent            | Date     | GS | Min | FG-A  | Pct.  | 3FG-A | Pct. | FT-A | Pct.  | Off-Def-Tot | PF | Ast | TO | Blk | Stl | Pts |
|---------------------|----------|----|-----|-------|-------|-------|------|------|-------|-------------|----|-----|----|-----|-----|-----|
| vs. #9/9 Duke       | 11/9/21  | *  | 29  | 8-14  | .571  | 0-0   | .000 | 1-1  | 1.000 | 12-8-20     | 3  | 1   | 2  | 2   | 1   | 17  |
| ROBERT MORRIS       | 11/12/21 | *  | 29  | 5-11  | .455  | 0-0   | .000 | 4-6  | .667  | 10-10-20    | 2  | 3   | 1  | 3   | 0   | 14  |
| MOUNT ST. MARY'S    | 11/16/21 | *  | 33  | 11-14 | .786  | 0-0   | .000 | 2-2  | 1.000 | 5-11-16     | 2  | 1   | 2  | 3   | 1   | 24  |
| RV/- OHIO           | 11/19/21 | *  | 20  | 0-3   | .000  | 0-0   | .000 | 0-0  | .000  | 6-4-10      | 2  | 1   | 1  | 0   | 0   | 0   |
| UALBANY             | 11/22/21 | *  | 22  | 6-6   | 1.000 | 0-0   | .000 | 0-1  | .000  | 3-11-14     | 4  | 0   | 4  | 0   | 1   | 12  |
| NORTH FLORIDA       | 11/26/21 | *  | 32  | 5-9   | .556  | 0-0   | .000 | 2-3  | .667  | 5-11-16     | 1  | 2   | 3  | 2   | 2   | 12  |
| CENTRAL MICHIGAN    | 11/29/21 | *  | 26  | 6-8   | .750  | 0-0   | .000 | 8-11 | .727  | 7-9-16      | 3  | 0   | 0  | 1   | 3   | 20  |
| SOUTHERN            | 12/7/21  | *  | 24  | 9-11  | .818  | 0-0   | .000 | 5-7  | .714  | 4-7-11      | 4  | 2   | 0  | 4   | 2   | 23  |
| at Notre Dame       | 12/11/21 | *  | 37  | 11-14 | .786  | 0-0   | .000 | 3-4  | .750  | 3-4-7       | 1  | 1   | 1  | 2   | 3   | 25  |
| vs. RV/RV UNC       | 12/18/21 | *  | 22  | 7-12  | .583  | 0-0   | .000 | 2-3  | .667  | 4-8-12      | 4  | 1   | 2  | 0   | 0   | 16  |
| WESTERN KENTUCKY    | 12/22/21 | *  | 35  | 6-12  | .500  | 0-0   | .000 | 2-2  | 1.000 | 5-23-28     | 1  | 0   | 2  | 1   | 3   | 14  |
| MISSOURI            | 12/29/21 | *  | 30  | 2-10  | .200  | 0-0   | .000 | 9-10 | .900  | 7-13-20     | 4  | 0   | 4  | 2   | 1   | 13  |
| HIGH POINT          | 12/31/21 | *  | 25  | 7-8   | .875  | 0-0   | .000 | 1-2  | .500  | 3-5-8       | 1  | 1   | 1  | 0   | 0   | 15  |
| at #21/21 LSU       | 1/4/22   | *  | 29  | 4-9   | .444  | 0-0   | .000 | 0-3  | .000  | 4-9-13      | 2  | 0   | 2  | 1   | 2   | 8   |
| GEORGIA             | 1/8/22   | *  | 39  | 13-20 | .650  | 0-0   | .000 | 3-4  | .750  | 5-12-17     | 4  | 1   | 0  | 2   | 1   | 29  |
| at Vanderbilt       | 1/11/22  | *  | 34  | 11-16 | .688  | 0-0   | .000 | 8-10 | .800  | 2-11-13     | 2  | 1   | 0  | 0   | 1   | 30  |
| #22/23 TENNESSEE    | 1/15/22  | *  | 31  | 4-8   | .500  | 0-0   | .000 | 1-2  | .500  | 3-9-12      | 2  | 0   | 2  | 0   | 3   | 9   |
| at RV/RV Texas A&M  | 1/19/22  | *  | 32  | 2-5   | .400  | 0-0   | .000 | 4-4  | 1.000 | 6-8-14      | 3  | 1   | 2  | 3   | 3   | 8   |
| at #2/2 Auburn      | 1/22/22  | *  | 38  | 7-12  | .583  | 0-0   | .000 | 2-2  | 1.000 | 4-10-14     | 1  | 1   | 1  | 4   | 2   | 16  |
| MISSISSIPPI STATE   | 1/25/22  | *  | 37  | 7-11  | .636  | 0-0   | .000 | 7-11 | .636  | 7-15-22     | 3  | 1   | 4  | 1   | 3   | 21  |
| at #5/5 Kansas      | 1/29/22  | *  | 30  | 8-13  | .615  | 0-0   | .000 | 1-1  | 1.000 | 3-11-14     | 3  | 1   | 3  | 0   | 4   | 17  |
| VANDERBILT          | 2/2/22   | *  | 34  | 2-5   | .400  | 0-0   | .000 | 7-13 | .538  | 4-13-17     | 4  | 3   | 4  | 1   | 4   | 11  |
| at RV/RV Alabama    | 2/5/22   | *  | 28  | 4-13  | .308  | 0-0   | .000 | 2-4  | .500  | 5-10-15     | 4  | 1   | 3  | 1   | 4   | 10  |
| at South Carolina   | 2/8/22   | *  | 30  | 9-12  | .750  | 0-0   | .000 | 0-1  | .000  | 3-11-14     | 3  | 2   | 4  | 3   | 2   | 18  |
| FLORIDA             | 2/12/22  | *  | 38  | 11-18 | .611  | 0-0   | .000 | 5-6  | .833  | 10-9-19     | 1  | 2   | 2  | 0   | 3   | 27  |
| at #16/13 Tennessee | 2/15/22  | *  | 30  | 5-15  | .333  | 0-0   | .000 | 3-3  | 1.000 | 7-8-15      | 3  | 0   | 2  | 1   | 2   | 13  |
| #25/RV ALABAMA      | 2/19/22  | *  | 36  | 9-13  | .692  | 0-0   | .000 | 3-5  | .600  | 6-8-14      | 1  | 3   | 2  | 1   | 1   | 21  |
| RV/NR LSU           | 2/23/22  | *  | 38  | 5-7   | .714  | 0-0   | .000 | 7-11 | .636  | 6-10-16     | 3  | 0   | 0  | 3   | 0   | 17  |

## Career Statistics

| Year         | GP-GS        | Min-Avg          | FG-FGA         | Pct         | 3FG-FGA    | Pct         | FT-FTA         | Pct         | Off-Def-Tot-Avg         | PF-FO        | Ast       | TO         | Blk       | Stl       | Pts        | Avg         |
|--------------|--------------|------------------|----------------|-------------|------------|-------------|----------------|-------------|-------------------------|--------------|-----------|------------|-----------|-----------|------------|-------------|
| 2019-20      | 31-31        | 717-23.1         | 123-223        | .552        | 0-0        | .000        | 102-144        | .708        | 128-159-287-9.3         | 85-1         | 11        | 53         | 32        | 23        | 348        | 11.2        |
| 2020-21      | 10-10        | 200-20.0         | 34-65          | .523        | 0-0        | .000        | 17-28          | .607        | 38-40-78-7.8            | 25-1         | 7         | 12         | 4         | 4         | 85         | 8.5         |
| 2021-22      | 28-28        | 868-31.0         | 184-309        | .595        | 0-0        | .000        | 92-132         | .697        | 149-278-427-15.3        | 71-0         | 30        | 54         | 41        | 52        | 460        | 16.4        |
| <b>TOTAL</b> | <b>69-69</b> | <b>1785-25.9</b> | <b>341-597</b> | <b>.571</b> | <b>0-0</b> | <b>.000</b> | <b>211-304</b> | <b>.694</b> | <b>315-477-792-11.5</b> | <b>181-2</b> | <b>48</b> | <b>119</b> | <b>77</b> | <b>79</b> | <b>893</b> | <b>12.9</b> |

# LANCE WARE

Sophomore | Forward | 6-9 | 225 lbs | Camden, N.J. | Camden High School

# 55



## BIO BLAST

**Birthdate:** Feb. 8

**Parents:** Monique Ripka and Stephen Ware

**Major:** Undeclared/exploratory studies in agriculture

**Rival motivation ...**  
Began pursuing basketball as a future career after meeting and training with Louisville great Pervis Ellison in middle school

[@lanceware55](#) | [@lance.ware](#)

| 2021-22 SEASON/CAREER HIGHS          |   |               |
|--------------------------------------|---|---------------|
| <b>Points</b>                        |   |               |
| Season                               | 5, MISSOURI (12/29/21)                  |               |
| Career                               | 8, at Missouri (2/3/21)                 |               |
| <b>Rebounds</b>                      |   |               |
| Season                               | 7, FLORIDA (2/12/22)                    |               |
| Career                               | 13, at Mississippi State (1/2/21)       |               |
| <b>Field Goals</b>                   |   |               |
| Season                               | 2, 3x, FLORIDA (2/12/22)                |               |
| Career                               | 3, 2x, last at Missouri (2/3/21)        |               |
| <b>Field Goals Attempted</b>         |   |               |
| Season                               | 3, 2x, FLORIDA (2/12/22)                |               |
| Career                               | 5, at Louisville (12/26/20)             |               |
| <b>3-Point Field Goals</b>           |   |               |
| Season                               | -                                       |               |
| Career                               | -                                       |               |
| <b>3-Point Field Goals Attempted</b> |   |               |
| Season                               | -                                       |               |
| Career                               | -                                       |               |
| <b>Free Throws</b>                   |   |               |
| Season                               | 5, MISSOURI (12/29/21)                  |               |
| Career                               | 5, MISSOURI (12/29/21)                  |               |
| <b>Free Throws Attempted</b>         |   |               |
| Season                               | 6, MISSOURI (12/29/21)                  |               |
| Career                               | 6, MISSOURI (12/29/21)                  |               |
| <b>Assists</b>                       |   |               |
| Season                               | 1, 2x, last MISSISSIPPI STATE (1/25/22) |               |
| Career                               | 4, at Mississippi State (1/2/21)        |               |
| <b>Steals</b>                        |   |               |
| Season                               | 1, 3x, last at Alabama (2/5/22)         |               |
| Career                               | 2, vs. North Carolina (12/19/20)        |               |
| <b>Blocked Shots</b>                 |   |               |
| Season                               | 2, 2x, last VANDERBILT (2/2/22)         |               |
| Career                               | 3, at Missouri (2/3/21)                 |               |
| <b>Minutes Played</b>                |   |               |
| Season                               | 14, FLORIDA (2/12/22)                   |               |
| Career                               | 35, at Mississippi State (1/2/21)       |               |
| <b>MISCELLANEOUS</b>                 |   |               |
|                                      | <b>2021-22</b>                          | <b>CAREER</b> |
| Dunks                                | 10                                      | 13            |
| Double-Figure Scoring Games          | 0                                       | 0             |
| Double-Figure Rebounding Games       | 0                                       | 2             |
| Games With Double-Double             | 0                                       | 0             |
| Games Led UK in Scoring              | 0                                       | 0             |
| Games Led UK in Rebounding           | 0                                       | 2             |
| Games Led UK in Assists              | 0                                       | 0             |
| Games Led UK in Steals               | 0                                       | 1             |
| Games Led UK in Blocks               | 4                                       | 6             |
| Games With 3+ Assists                | 0                                       | 1             |
| Games With 3+ Blocks                 | 0                                       | 1             |
| Games With 3+ Steals                 | 0                                       | 0             |
| Games With 3+ Three-Pointers         | 0                                       | 0             |

- Scored four points and had a season-high seven rebounds against Florida
- Had four points and four rebounds in 10 effective minutes at No. 5 Kansas
- Scored a season-high five points -- all at the free-throw line -- in the victory over Missouri
- Grabbed four rebounds in a season-high 13 minutes in the victory vs. North Carolina
- Returned vs. North Florida after missing the previous three games with an ankle injury
- Played nine tough minutes for the Wildcats against No. 9/9 Duke. He contributed two points, two rebounds and a blocked shot
- Key reserve for the Wildcats who added physicality and quality rebounding in his freshman season
  - Appeared in 21 games with three starts
  - Enjoyed a season-best performance at Missouri with eight points, 10 rebounds and a career-high three blocks in 29 minutes
  - Seven points in the win vs. LSU
  - Instrumental in the nine-point comeback at Mississippi State with a career-high 13 rebounds, a career-high four assists and four points in a career-high 35 minutes
  - Solid breakthrough performance vs. North Carolina, scoring his first field goals in addition to seven rebounds in 21 minutes
- Averaged 11.8 points, 7.9 rebounds, 1.3 assists, 1.4 steals and 1.3 blocks at Camden High School, which won its final 25 games
  - Named the NJ.com Player of the Year and was a NJ.com All-State First Team selection
  - Averaged 14.4 points, 6.4 rebounds and 2.4 blocks per game
  - Four-star prospect ranked as high as No. 36 in the 2020 class by Rivals
  - Selected to the Allen Iverson Roundball Classic
- 7-foot-1 wingspan and 6.7% body fat

## Game-By-Game Statistics

| Opponent            | Date     | GS | Min | FG-A                   | Pct.  | 3FG-A | Pct. | FT-A | Pct. | Off-Def-Tot | PF | Ast | TO | Blk | Stl | Pts |
|---------------------|----------|----|-----|------------------------|-------|-------|------|------|------|-------------|----|-----|----|-----|-----|-----|
| vs. #9/9 Duke       | 11/9/21  |    | 9   | 1-2                    | .500  | 0-0   | .000 | 0-0  | .000 | 1-1-2       | 2  | 0   | 1  | 1   | 0   | 2   |
| ROBERT MORRIS       | 11/12/21 |    | 1   | 0-0                    | .000  | 0-0   | .000 | 0-0  | .000 | 0-0-0       | 0  | 0   | 0  | 0   | 0   | 0   |
| MOUNT ST. MARY'S    | 11/16/21 |    |     | DNP - Injury           |       |       |      |      |      |             |    |     |    |     |     |     |
| RV/- OHIO           | 11/19/21 |    |     | DNP - Injury           |       |       |      |      |      |             |    |     |    |     |     |     |
| UALBANY             | 11/22/21 |    |     | DNP - Injury           |       |       |      |      |      |             |    |     |    |     |     |     |
| NORTH FLORIDA       | 11/26/21 |    | 7   | 2-3                    | .667  | 0-0   | .000 | 0-0  | .000 | 0-1-1       | 1  | 0   | 1  | 0   | 0   | 4   |
| CENTRAL MICHIGAN    | 11/29/21 |    | 7   | 0-0                    | .000  | 0-0   | .000 | 0-2  | .000 | 0-1-1       | 1  | 0   | 0  | 1   | 0   | 0   |
| SOUTHERN            | 12/7/21  |    | 3   | 0-0                    | .000  | 0-0   | .000 | 1-2  | .500 | 0-0-0       | 1  | 0   | 1  | 0   | 0   | 1   |
| at Notre Dame       | 12/11/21 |    |     | DNP - Coach's Decision |       |       |      |      |      |             |    |     |    |     |     |     |
| vs. RV/RV UNC       | 12/18/21 |    | 13  | 0-1                    | .000  | 0-0   | .000 | 1-2  | .500 | 2-2-4       | 4  | 1   | 1  | 1   | 0   | 1   |
| WESTERN KENTUCKY    | 12/22/21 |    |     | DNP - Coach's Decision |       |       |      |      |      |             |    |     |    |     |     |     |
| MISSOURI            | 12/29/21 |    | 7   | 0-0                    | .000  | 0-0   | .000 | 5-6  | .833 | 0-3-3       | 1  | 0   | 0  | 0   | 0   | 5   |
| HIGH POINT          | 12/31/21 |    | 8   | 1-1                    | 1.000 | 0-0   | .000 | 0-0  | .000 | 1-4-5       | 0  | 0   | 2  | 2   | 0   | 2   |
| at #21/21 LSU       | 1/4/22   |    | 13  | 1-1                    | 1.000 | 0-0   | .000 | 0-4  | .000 | 0-3-3       | 2  | 0   | 2  | 0   | 1   | 2   |
| GEORGIA             | 1/8/22   |    | 1   | 1-1                    | 1.000 | 0-0   | .000 | 0-0  | .000 | 0-0-0       | 1  | 0   | 0  | 0   | 0   | 2   |
| at Vanderbilt       | 1/11/22  |    |     | DNP - Coach's Decision |       |       |      |      |      |             |    |     |    |     |     |     |
| #22/23 TENNESSEE    | 1/15/22  |    | 8   | 1-1                    | 1.000 | 0-0   | .000 | 0-0  | .000 | 0-1-1       | 4  | 0   | 1  | 0   | 1   | 2   |
| at RV/RV Texas A&M  | 1/19/22  |    | 5   | 1-1                    | 1.000 | 0-0   | .000 | 0-0  | .000 | 0-0-0       | 0  | 0   | 0  | 1   | 0   | 2   |
| at #2/2 Auburn      | 1/22/22  |    | 2   | 0-0                    | .000  | 0-0   | .000 | 0-0  | .000 | 0-0-0       | 0  | 0   | 1  | 1   | 0   | 0   |
| MISSISSIPPI STATE   | 1/25/22  |    | 8   | 1-1                    | 1.000 | 0-0   | .000 | 0-0  | .000 | 1-3-4       | 1  | 1   | 0  | 0   | 0   | 2   |
| at #5/5 Kansas      | 1/29/22  |    | 10  | 2-2                    | 1.000 | 0-0   | .000 | 0-0  | .000 | 1-3-4       | 1  | 0   | 1  | 0   | 0   | 4   |
| VANDERBILT          | 2/2/22   |    | 6   | 0-0                    | .000  | 0-0   | .000 | 1-2  | .500 | 1-0-1       | 2  | 0   | 1  | 2   | 0   | 1   |
| at RV/RV Alabama    | 2/5/22   |    | 5   | 1-1                    | 1.000 | 0-0   | .000 | 0-0  | .000 | 0-1-1       | 0  | 0   | 0  | 0   | 1   | 2   |
| at South Carolina   | 2/8/22   |    | 8   | 1-2                    | .500  | 0-1   | .000 | 1-2  | .500 | 1-1-2       | 2  | 0   | 0  | 1   | 0   | 3   |
| FLORIDA             | 2/12/22  |    | 14  | 2-3                    | .667  | 0-0   | .000 | 0-1  | .000 | 4-3-7       | 2  | 0   | 0  | 0   | 0   | 4   |
| at #16/13 Tennessee | 2/15/22  |    | 6   | 1-2                    | .500  | 0-0   | .000 | 0-0  | .000 | 1-2-3       | 0  | 0   | 0  | 0   | 0   | 2   |
| 25/RV ALABAMA       | 2/19/22  |    | 1   | 0-0                    | .000  | 0-0   | .000 | 0-0  | .000 | 0-0-0       | 0  | 0   | 1  | 0   | 0   | 0   |
| RV/NR LSU           | 2/23/22  |    | 4   | 0-0                    | .000  | 0-0   | .000 | 1-2  | .500 | 0-0-0       | 1  | 0   | 1  | 0   | 0   | 1   |

## Career Statistics

| Year         | GP-GS       | Min-Avg        | FG-FGA       | Pct         | 3FG-FGA    | Pct         | FT-FTA       | Pct         | Off-Def-Tot-Avg      | PF-FO       | Ast       | TO        | Blk       | Stl      | Pts       | Avg        |
|--------------|-------------|----------------|--------------|-------------|------------|-------------|--------------|-------------|----------------------|-------------|-----------|-----------|-----------|----------|-----------|------------|
| 2020-21      | 21-3        | 253-12.0       | 13-32        | .406        | 0-0        | .000        | 15-27        | .556        | 24-39-63-3.0         | 41-1        | 8         | 19        | 11        | 6        | 41        | 2.0        |
| 2021-22      | 22-0        | 146-6.6        | 16-22        | .727        | 0-1        | .000        | 10-23        | .435        | 13-29-42-1.9         | 26-0        | 2         | 14        | 10        | 3        | 42        | 1.9        |
| <b>TOTAL</b> | <b>43-3</b> | <b>399-9.3</b> | <b>29-54</b> | <b>.537</b> | <b>0-1</b> | <b>.000</b> | <b>25-50</b> | <b>.500</b> | <b>37-68-105-2.4</b> | <b>67-1</b> | <b>10</b> | <b>33</b> | <b>21</b> | <b>9</b> | <b>83</b> | <b>1.9</b> |



# BOX SCORES

## GAME 10 #21/21 KENTUCKY 98, RV/RV NORTH CAROLINA 69

| Official Basketball Box Score - Final |     |       |       |          |          |       |    |    |        |        |    |    |    |    |
|---------------------------------------|-----|-------|-------|----------|----------|-------|----|----|--------|--------|----|----|----|----|
| North Carolina at Kentucky            |     |       |       |          |          |       |    |    |        |        |    |    |    |    |
| 12/21/22 @ Rupp Arena, Lexington      |     |       |       |          |          |       |    |    |        |        |    |    |    |    |
| 2021-22 Men's Basketball              |     |       |       |          |          |       |    |    |        |        |    |    |    |    |
| Game Time: 7:00 PM                    |     |       |       |          |          |       |    |    |        |        |    |    |    |    |
| Game Duration: 2:00                   |     |       |       |          |          |       |    |    |        |        |    |    |    |    |
| Attendance: 12,117                    |     |       |       |          |          |       |    |    |        |        |    |    |    |    |
| North Carolina - 69                   |     |       |       |          |          |       |    |    |        |        |    |    |    |    |
| Record: 8-3                           |     |       |       |          |          |       |    |    |        |        |    |    |    |    |
| NO. Name                              | Min | FG    | 3P    | FT       | Rebounds | Fouls | TP | AS | TS     | Blocks | PF | +  |    |    |
| 5 Armando Bacot                       | F   | 31:13 | 3/3   | 0/0      | 2        | 9     | 10 | 2  | 2      | 0      | 1  | 0  | 27 |    |
| 13 Davion Garcia                      | F   | 21:33 | 2/6   | 0/1      | 3        | 3     | 5  | 3  | 4      | 1      | 0  | 1  | 35 |    |
| 1 Oscar Robertson                     | G   | 20:28 | 1/4   | 0/2      | 0/0      | 1     | 1  | 0  | 0      | 0      | 0  | 0  | 35 |    |
| 2 Caleb Swaney                        | G   | 27:55 | 0/8   | 0/5      | 0/2      | 2     | 2  | 2  | 2      | 0      | 0  | 0  | 35 |    |
| 4 RJ Davis                            | G   | 29:31 | 3/8   | 0/3      | 4/6      | 0     | 1  | 1  | 1      | 3      | 2  | 0  | 15 |    |
| 45 Anthony Harris                     | G   | 15:48 | 0/0   | 0/0      | 0/0      | 0     | 0  | 0  | 0      | 0      | 0  | 0  | 14 |    |
| 45 Brand Meeks                        | G   | 19:40 | 1/3   | 0/0      | 2/2      | 0     | 1  | 1  | 0      | 0      | 0  | 0  | 14 |    |
| 24 Kenan Walton                       | F   | 07:50 | 0/1   | 0/0      | 0        | 0     | 0  | 0  | 0      | 0      | 0  | 0  | 8  |    |
| 11 O'Meara Dunn                       | F   | 09:16 | 0/4   | 0/0      | 0        | 0     | 0  | 0  | 0      | 0      | 0  | 0  | 1  |    |
| 22 Justin McKay                       | F   | 06:10 | 0/0   | 0/0      | 2        | 2     | 2  | 1  | 2      | 1      | 0  | 0  | 1  |    |
| 3 Dontrez Styles                      | F   | 27:58 | 0/0   | 0/0      | 2        | 2     | 2  | 2  | 0      | 0      | 0  | 0  | 1  |    |
| Team                                  |     |       |       |          | 2        | 0     | 2  | 2  | 0      | 0      | 0  | 0  | 1  |    |
| Totals                                |     | 29:53 | 11/23 | 2/28     | 6        | 20    | 29 | 13 | 21     | 6      | 9  | 12 | 3  | 29 |
| Technical Fouls: NONE                 |     |       |       |          |          |       |    |    |        |        |    |    |    |    |
| Shooting By Period                    |     |       |       |          |          |       |    |    |        |        |    |    |    |    |
| 1st                                   | FG  | SP    | FT    | Rebounds | Fouls    | TP    | AS | TS | Blocks | PF     | +  |    |    |    |
| 1st                                   | 50% | 10/27 | 37.0% | 10       | 10       | 11    | 1  | 1  | 0      | 0      | 0  | 0  | 11 |    |
| 2nd                                   | 42% | 7/16  | 43.8% | 10       | 10       | 11    | 1  | 1  | 0      | 0      | 0  | 0  | 11 |    |
| 3rd                                   | 33% | 5/15  | 33.3% | 10       | 10       | 11    | 1  | 1  | 0      | 0      | 0  | 0  | 11 |    |
| 4th                                   | 33% | 5/15  | 33.3% | 10       | 10       | 11    | 1  | 1  | 0      | 0      | 0  | 0  | 11 |    |
| 5th                                   | 33% | 5/15  | 33.3% | 10       | 10       | 11    | 1  | 1  | 0      | 0      | 0  | 0  | 11 |    |
| 6th                                   | 33% | 5/15  | 33.3% | 10       | 10       | 11    | 1  | 1  | 0      | 0      | 0  | 0  | 11 |    |
| 7th                                   | 33% | 5/15  | 33.3% | 10       | 10       | 11    | 1  | 1  | 0      | 0      | 0  | 0  | 11 |    |
| 8th                                   | 33% | 5/15  | 33.3% | 10       | 10       | 11    | 1  | 1  | 0      | 0      | 0  | 0  | 11 |    |
| 9th                                   | 33% | 5/15  | 33.3% | 10       | 10       | 11    | 1  | 1  | 0      | 0      | 0  | 0  | 11 |    |
| 10th                                  | 33% | 5/15  | 33.3% | 10       | 10       | 11    | 1  | 1  | 0      | 0      | 0  | 0  | 11 |    |
| 11th                                  | 33% | 5/15  | 33.3% | 10       | 10       | 11    | 1  | 1  | 0      | 0      | 0  | 0  | 11 |    |
| 12th                                  | 33% | 5/15  | 33.3% | 10       | 10       | 11    | 1  | 1  | 0      | 0      | 0  | 0  | 11 |    |
| 13th                                  | 33% | 5/15  | 33.3% | 10       | 10       | 11    | 1  | 1  | 0      | 0      | 0  | 0  | 11 |    |
| 14th                                  | 33% | 5/15  | 33.3% | 10       | 10       | 11    | 1  | 1  | 0      | 0      | 0  | 0  | 11 |    |
| 15th                                  | 33% | 5/15  | 33.3% | 10       | 10       | 11    | 1  | 1  | 0      | 0      | 0  | 0  | 11 |    |
| 16th                                  | 33% | 5/15  | 33.3% | 10       | 10       | 11    | 1  | 1  | 0      | 0      | 0  | 0  | 11 |    |
| 17th                                  | 33% | 5/15  | 33.3% | 10       | 10       | 11    | 1  | 1  | 0      | 0      | 0  | 0  | 11 |    |
| 18th                                  | 33% | 5/15  | 33.3% | 10       | 10       | 11    | 1  | 1  | 0      | 0      | 0  | 0  | 11 |    |
| 19th                                  | 33% | 5/15  | 33.3% | 10       | 10       | 11    | 1  | 1  | 0      | 0      | 0  | 0  | 11 |    |
| 20th                                  | 33% | 5/15  | 33.3% | 10       | 10       | 11    | 1  | 1  | 0      | 0      | 0  | 0  | 11 |    |
| 21st                                  | 33% | 5/15  | 33.3% | 10       | 10       | 11    | 1  | 1  | 0      | 0      | 0  | 0  | 11 |    |
| 22nd                                  | 33% | 5/15  | 33.3% | 10       | 10       | 11    | 1  | 1  | 0      | 0      | 0  | 0  | 11 |    |
| 23rd                                  | 33% | 5/15  | 33.3% | 10       | 10       | 11    | 1  | 1  | 0      | 0      | 0  | 0  | 11 |    |
| 24th                                  | 33% | 5/15  | 33.3% | 10       | 10       | 11    | 1  | 1  | 0      | 0      | 0  | 0  | 11 |    |
| 25th                                  | 33% | 5/15  | 33.3% | 10       | 10       | 11    | 1  | 1  | 0      | 0      | 0  | 0  | 11 |    |
| 26th                                  | 33% | 5/15  | 33.3% | 10       | 10       | 11    | 1  | 1  | 0      | 0      | 0  | 0  | 11 |    |
| 27th                                  | 33% | 5/15  | 33.3% | 10       | 10       | 11    | 1  | 1  | 0      | 0      | 0  | 0  | 11 |    |
| 28th                                  | 33% | 5/15  | 33.3% | 10       | 10       | 11    | 1  | 1  | 0      | 0      | 0  | 0  | 11 |    |
| 29th                                  | 33% | 5/15  | 33.3% | 10       | 10       | 11    | 1  | 1  | 0      | 0      | 0  | 0  | 11 |    |
| 30th                                  | 33% | 5/15  | 33.3% | 10       | 10       | 11    | 1  | 1  | 0      | 0      | 0  | 0  | 11 |    |
| 31st                                  | 33% | 5/15  | 33.3% | 10       | 10       | 11    | 1  | 1  | 0      | 0      | 0  | 0  | 11 |    |
| 32nd                                  | 33% | 5/15  | 33.3% | 10       | 10       | 11    | 1  | 1  | 0      | 0      | 0  | 0  | 11 |    |
| 33rd                                  | 33% | 5/15  | 33.3% | 10       | 10       | 11    | 1  | 1  | 0      | 0      | 0  | 0  | 11 |    |
| 34th                                  | 33% | 5/15  | 33.3% | 10       | 10       | 11    | 1  | 1  | 0      | 0      | 0  | 0  | 11 |    |
| 35th                                  | 33% | 5/15  | 33.3% | 10       | 10       | 11    | 1  | 1  | 0      | 0      | 0  | 0  | 11 |    |
| 36th                                  | 33% | 5/15  | 33.3% | 10       | 10       | 11    | 1  | 1  | 0      | 0      | 0  | 0  | 11 |    |
| 37th                                  | 33% | 5/15  | 33.3% | 10       | 10       | 11    | 1  | 1  | 0      | 0      | 0  | 0  | 11 |    |
| 38th                                  | 33% | 5/15  | 33.3% | 10       | 10       | 11    | 1  | 1  | 0      | 0      | 0  | 0  | 11 |    |
| 39th                                  | 33% | 5/15  | 33.3% | 10       | 10       | 11    | 1  | 1  | 0      | 0      | 0  | 0  | 11 |    |
| 40th                                  | 33% | 5/15  | 33.3% | 10       | 10       | 11    | 1  | 1  | 0      | 0      | 0  | 0  | 11 |    |
| 41st                                  | 33% | 5/15  | 33.3% | 10       | 10       | 11    | 1  | 1  | 0      | 0      | 0  | 0  | 11 |    |
| 42nd                                  | 33% | 5/15  | 33.3% | 10       | 10       | 11    | 1  | 1  | 0      | 0      | 0  | 0  | 11 |    |
| 43rd                                  | 33% | 5/15  | 33.3% | 10       | 10       | 11    | 1  | 1  | 0      | 0      | 0  | 0  | 11 |    |
| 44th                                  | 33% | 5/15  | 33.3% | 10       | 10       | 11    | 1  | 1  | 0      | 0      | 0  | 0  | 11 |    |
| 45th                                  | 33% | 5/15  | 33.3% | 10       | 10       | 11    | 1  | 1  | 0      | 0      | 0  | 0  | 11 |    |
| 46th                                  | 33% | 5/15  | 33.3% | 10       | 10       | 11    | 1  | 1  | 0      | 0      | 0  | 0  | 11 |    |
| 47th                                  | 33% | 5/15  | 33.3% | 10       | 10       | 11    | 1  | 1  | 0      | 0      | 0  | 0  | 11 |    |
| 48th                                  | 33% | 5/15  | 33.3% | 10       | 10       | 11    | 1  | 1  | 0      | 0      | 0  | 0  | 11 |    |
| 49th                                  | 33% | 5/15  | 33.3% | 10       | 10       | 11    | 1  | 1  | 0      | 0      | 0  | 0  | 11 |    |
| 50th                                  | 33% | 5/15  | 33.3% | 10       | 10       | 11    | 1  | 1  | 0      | 0      | 0  | 0  | 11 |    |
| 51st                                  | 33% | 5/15  | 33.3% | 10       | 10       | 11    | 1  | 1  | 0      | 0      | 0  | 0  | 11 |    |
| 52nd                                  | 33% | 5/15  | 33.3% | 10       | 10       | 11    | 1  | 1  | 0      | 0      | 0  | 0  | 11 |    |
| 53rd                                  | 33% | 5/15  | 33.3% | 10       | 10       | 11    | 1  | 1  | 0      | 0      | 0  | 0  | 11 |    |
| 54th                                  | 33% | 5/15  | 33.3% | 10       | 10       | 11    | 1  | 1  | 0      | 0      | 0  | 0  | 11 |    |
| 55th                                  | 33% | 5/15  | 33.3% | 10       | 10       | 11    | 1  | 1  | 0      | 0      | 0  | 0  | 11 |    |
| 56th                                  | 33% | 5/15  | 33.3% | 10       | 10       | 11    | 1  | 1  | 0      | 0      | 0  | 0  | 11 |    |
| 57th                                  | 33% | 5/15  | 33.3% | 10       | 10       | 11    | 1  | 1  | 0      | 0      | 0  | 0  | 11 |    |
| 58th                                  | 33% | 5/15  | 33.3% | 10       | 10       | 11    | 1  | 1  | 0      | 0      | 0  | 0  | 11 |    |
| 59th                                  | 33% | 5/15  | 33.3% | 10       | 10       | 11    | 1  | 1  | 0      | 0      | 0  | 0  | 11 |    |
| 60th                                  | 33% | 5/15  | 33.3% | 10       | 10       | 11    | 1  | 1  | 0      | 0      | 0  | 0  | 11 |    |
| 61st                                  | 33% | 5/15  | 33.3% | 10       | 10       | 11    | 1  | 1  | 0      | 0      | 0  | 0  | 11 |    |
| 62nd                                  | 33% | 5/15  | 33.3% | 10       | 10       | 11    | 1  | 1  | 0      | 0      | 0  | 0  | 11 |    |
| 63rd                                  | 33% | 5/15  | 33.3% | 10       | 10       | 11    | 1  | 1  | 0      | 0      | 0  | 0  | 11 |    |
| 64th                                  | 33% | 5/15  | 33.3% | 10       | 10       | 11    | 1  | 1  | 0      | 0      | 0  | 0  | 11 |    |
| 65th                                  | 33% | 5/15  | 33.3% | 10       | 10       | 11    | 1  | 1  | 0      | 0      | 0  | 0  | 11 |    |
| 66th                                  | 33% | 5/15  | 33.3% | 10       | 10       | 11    | 1  | 1  | 0      | 0      | 0  | 0  | 11 |    |
| 67th                                  | 33% | 5/15  | 33.3% | 10       | 10       | 11    | 1  | 1  | 0      | 0      | 0  | 0  | 11 |    |
| 68th                                  | 33% | 5/15  | 33.3% | 10       | 10       | 11    | 1  | 1  | 0      | 0      | 0  | 0  | 11 |    |
| 69th                                  | 33% | 5/15  | 33.3% | 10       | 10       | 11    | 1  | 1  | 0      | 0      | 0  | 0  | 11 |    |
| 70th                                  | 33% | 5/15  | 33.3% | 10       | 10       | 11    | 1  | 1  | 0      | 0      | 0  | 0  | 11 |    |
| 71st                                  | 33% | 5/15  | 33.3% | 10       | 10       | 11    | 1  | 1  | 0      | 0      | 0  | 0  | 11 |    |
| 72nd                                  | 33% | 5/15  | 33.3% | 10       | 10       | 11    | 1  | 1  | 0      | 0      | 0  | 0  | 11 |    |
| 73rd                                  | 33% | 5/15  | 33.3% | 10       | 10       | 11    | 1  | 1  | 0      | 0      | 0  | 0  | 11 |    |
| 74th                                  | 33% | 5/15  | 33.3% | 10       | 10       | 11    | 1  | 1  | 0      | 0      | 0  | 0  | 11 |    |
| 75th                                  | 33% | 5/15  | 33.3% | 10       | 10       | 11    | 1  | 1  | 0      | 0      | 0  | 0  | 11 |    |
| 76th                                  | 33% | 5/15  | 33.3% | 10       | 10       | 11    | 1  | 1  | 0      | 0      | 0  | 0  | 11 |    |
| 77th                                  | 33% | 5/15  | 33.3% | 10       | 10       | 11    | 1  | 1  | 0      | 0      | 0  | 0  | 11 |    |
| 78th                                  | 33% | 5/15  | 33.3% | 10       | 10       | 11    | 1  | 1  | 0      | 0      | 0  | 0  | 11 |    |
| 79th                                  | 33% | 5/15  | 33.3% | 10       | 10       | 11    | 1  | 1  | 0      | 0      | 0  | 0  | 11 |    |
| 80th                                  | 33% | 5/15  | 33.3% | 10       | 10       | 11    | 1  | 1  | 0      | 0      | 0  | 0  | 11 |    |
| 81st                                  | 33% | 5/15  | 33.3% | 10       | 10       | 11    | 1  | 1  | 0      | 0      | 0  | 0  | 11 |    |
| 82nd                                  | 33% | 5/15  | 33.3% | 10       | 10       | 11    | 1  | 1  | 0      | 0      | 0  | 0  | 11 |    |
| 83rd                                  | 33% | 5/15  | 33.3% | 10       | 10       | 11    | 1  | 1  | 0      | 0      | 0  | 0  | 11 |    |
| 84th                                  | 33% | 5/15  | 33.3% | 10       | 10       | 11    | 1  | 1  | 0      | 0      | 0  | 0  | 11 |    |
| 85th                                  | 33% | 5/15  | 33.3% | 10       | 10       | 11    | 1  | 1  | 0      | 0      | 0  | 0  | 11 |    |
| 86th                                  | 33% | 5/15  | 33.3% | 10       | 10       | 11    | 1  | 1  | 0      | 0      | 0  | 0  | 11 |    |
| 87th                                  | 33% | 5/15  | 33.3% | 10       | 10       | 11    | 1  | 1  | 0      | 0      | 0  | 0  | 11 |    |
| 88th                                  | 33% | 5/15  | 33.3% | 10       | 10       | 11    | 1  | 1  | 0      | 0      | 0  | 0  | 11 |    |
| 89th                                  | 33% | 5/15  | 33.3% | 10       | 10       | 11    | 1  | 1  | 0      | 0      | 0  | 0  | 11 |    |
| 90th                                  | 33% | 5/15  | 33.3% | 10       | 10       | 11    | 1  | 1  | 0      | 0      | 0  | 0  | 11 |    |
| 91st                                  | 33% | 5/15  | 33.3% | 10       | 10       | 11    | 1  | 1  | 0      | 0      | 0  | 0  | 11 |    |
| 92nd                                  | 33% | 5/15  | 33.3% | 10       | 10       | 11    | 1  | 1  | 0      | 0      | 0  | 0  | 11 |    |
| 93rd                                  | 33% | 5/15  | 33.3% | 10       | 10       | 11    | 1  | 1  | 0      | 0      | 0  | 0  | 11 |    |
| 94th                                  | 33% | 5/15  | 33.3% | 10       | 10       | 11    | 1  | 1  | 0      | 0      | 0  | 0  | 11 |    |
| 95th                                  | 33% | 5/15  | 33.3% | 10       | 10       | 11    | 1  | 1  | 0      | 0      | 0  | 0  | 11 |    |
| 96th                                  | 33% | 5/15  | 33.3% | 10       | 10       | 11    | 1  | 1  | 0      | 0      | 0  | 0  | 11 |    |
| 97th                                  | 33% | 5/15  | 33.3% | 10       | 10       | 11    | 1  | 1  | 0      | 0      | 0  | 0  | 11 |    |
| 98th                                  | 33% | 5/15  | 33.3% | 10       | 10       | 11    | 1  | 1  | 0      | 0      | 0  | 0  | 11 |    |
| 99th                                  | 33% | 5/15  | 33.3% | 10       | 10       | 11    | 1  | 1  | 0      | 0      | 0  | 0  | 11 |    |
| 100th                                 | 33% | 5/15  | 33.3% | 10       | 10       | 11    | 1  | 1  | 0      | 0      | 0  | 0  | 11 |    |
| 101st                                 | 33% | 5/15  | 33.3% | 10       | 10       | 11    | 1  | 1  | 0      | 0      | 0  | 0  | 11 |    |
| 102nd                                 | 33% | 5/15  | 33.3% | 10       | 10       | 11    | 1  | 1  | 0      | 0      | 0  | 0  | 11 |    |
| 103rd                                 | 33% | 5/15  | 33.3% | 10       | 10       | 11    | 1  | 1  | 0      | 0      | 0  | 0  | 11 |    |
| 104th                                 | 33% | 5/15  | 33.3% | 10       | 10       | 11    | 1  | 1  | 0      | 0      | 0  | 0  | 11 |    |
| 105th                                 | 33% | 5/15  | 33.3% | 10       | 10       | 11    | 1  |    |        |        |    |    |    |    |



# BOX SCORES

## GAME 28 #6/3 KENTUCKY 71, RV/NR LSU 66

## GAME 29 #6/3 KENTUCKY AT #18/18 ARKANSAS

## GAME 30 OLE MISS AT KENTUCKY



Official Basketball Box Score - Final  
**LSU at Kentucky**  
02/20/22 Rupp Arena, Lexington  
2021-22 Men's Basketball

Game Time: 9:00 PM  
Game Duration: 2:05  
Attendance: 20,199

Officials: Terry Ojebode, Ryan Jones, Patrick Evans

| LSU - 66      |                  | Record: 19-9 (7-8) |       |      |       |          |       |    |    |    |        | Shooting By Period |     |   |   |   |    |    |                       |       |       |
|---------------|------------------|--------------------|-------|------|-------|----------|-------|----|----|----|--------|--------------------|-----|---|---|---|----|----|-----------------------|-------|-------|
| NO.           | Name             | Min                | FG    | 3P   | FT    | Rebounds | Fouls | FP | AS | TS | Blocks | pts                | reb |   |   |   |    |    |                       |       |       |
|               |                  |                    | m-a   | m-a  | m-a   | off      | tot   | #  | #  | #  | #      |                    |     |   |   |   |    |    |                       |       |       |
| 4             | Darius Days      | F                  | 38:38 | 4-15 | 2-10  | 0-0      | 3     | 5  | 8  | 2  | 0      | 10                 | 1   | 0 | 1 | 0 | 1  | 27 | SPT%                  | 5-10  | 50.0% |
| 5             | Mwan Wilson      | F                  | 25:19 | 2-2  | 2-2   | 0-0      | 0     | 1  | 1  | 2  | 0      | 6                  | 1   | 1 | 0 | 0 | 0  | 9  | FT%                   | 4-5   | 80%   |
| 15            | Ethan Reed       | G                  | 25:25 | 2-2  | 0-0   | 1-3      | 0     | 2  | 2  | 5  | 4      | 5                  | 0   | 1 | 1 | 0 | 0  | 19 | OPFG%                 | 10/20 | 54.5% |
| 0             | Brandon Murray   | G                  | 33:33 | 1-5  | 1-3   | 0-0      | 0     | 2  | 2  | 5  | 1      | 3                  | 1   | 1 | 1 | 0 | 1  | 10 | SPT%                  | 4-16  | 25.0% |
| 1             | Xavier Pinson    | G                  | 34:23 | 6-20 | 2-7   | 12-13    | 2     | 0  | 2  | 2  | 6      | 26                 | 8   | 3 | 1 | 0 | 1  | 2  | FT%                   | 11-13 | 84.6% |
| 13            | Tari Eason       | F                  | 12:56 | 2-7  | 1-1   | 0-0      | 0     | 1  | 1  | 5  | 0      | 6                  | 0   | 0 | 0 | 0 | 2  | 6  | OPFG%                 | 21-57 | 36.8% |
| 2             | Eric Gaines      | F                  | 25:16 | 4-6  | 1-3   | 2-2      | 2     | 0  | 2  | 2  | 2      | 11                 | 1   | 2 | 2 | 0 | 0  | 4  | SPT%                  | 9-26  | 34.6% |
| 3             | Alex Fudge       | F                  | 06:21 | 0-0  | 0-0   | 0-0      | 0     | 0  | 0  | 2  | 0      | 0                  | 0   | 0 | 0 | 0 | 0  | 2  | FT%                   | 15-18 | 83.3% |
| 11            | Justice Williams | F                  | 00:00 | 0-0  | 0-0   | 0-0      | 0     | 0  | 0  | 0  | 0      | 0                  | 0   | 0 | 0 | 0 | 0  | 1  | Dead Ball Rebounds: 9 |       |       |
| <b>Team</b>   |                  |                    |       |      |       |          | 3     | 3  | 6  |    | 0      |                    |     |   |   |   |    |    |                       |       |       |
| <b>Totals</b> |                  |                    | 21-57 | 9-26 | 15-18 | 10       | 14    | 24 | 25 | 13 | 66     | 12                 | 8   | 6 | 0 | 5 | 23 |    |                       |       |       |

| Kentucky - 71 |                   | Record: 23-5 (12-3) |       |      |       |          |       |    |    |    |        | Shooting By Period |     |   |   |   |   |    |                       |       |       |
|---------------|-------------------|---------------------|-------|------|-------|----------|-------|----|----|----|--------|--------------------|-----|---|---|---|---|----|-----------------------|-------|-------|
| NO.           | Name              | Min                 | FG    | 3P   | FT    | Rebounds | Fouls | FP | AS | TS | Blocks | pts                | reb |   |   |   |   |    |                       |       |       |
|               |                   |                     | m-a   | m-a  | m-a   | off      | tot   | #  | #  | #  | #      |                    |     |   |   |   |   |    |                       |       |       |
| 6             | Jacobi Toppin     | F                   | 35:04 | 2-7  | 1-3   | 3-4      | 1     | 5  | 6  | 1  | 2      | 0                  | 0   | 1 | 1 | 0 | 1 | 1  | FT%                   | 8-24  | 33.3% |
| 12            | Keaton Brooks Jr. | F                   | 21:22 | 2-5  | 0-0   | 2-2      | 0     | 1  | 1  | 3  | 1      | 6                  | 0   | 3 | 0 | 1 | 0 | 11 | FT%                   | 7-11  | 63.6% |
| 34            | Oscar Tshobane    | F                   | 38:20 | 5-7  | 0-0   | 7-11     | 6     | 10 | 16 | 3  | 10     | 17                 | 0   | 0 | 3 | 0 | 4 | 4  | OPFG%                 | 15-25 | 60.0% |
| 19            | Darion Mize       | G                   | 37:53 | 4-10 | 1-4   | 4-4      | 2     | 0  | 2  | 4  | 6      | 13                 | 0   | 2 | 0 | 0 | 0 | 8  | SPT%                  | 2-7   | 28.6% |
| 31            | Kellan Grady      | G                   | 40:00 | 5-13 | 0-5   | 3-3      | 0     | 3  | 3  | 1  | 4      | 13                 | 3   | 3 | 1 | 0 | 0 | 5  | FT%                   | 16-21 | 76.2% |
| 35            | Lance Ware        | F                   | 04:11 | 0-0  | 0-0   | 1-2      | 0     | 0  | 0  | 1  | 2      | 1                  | 0   | 1 | 0 | 0 | 0 | 1  | OPFG%                 | 23-49 | 46.9% |
| 11            | Dortave Allen     | F                   | 05:14 | 0-1  | 0-0   | 0-0      | 0     | 0  | 0  | 0  | 0      | 0                  | 0   | 0 | 0 | 0 | 0 | 3  | SPT%                  | 2-12  | 16.7% |
| 23            | Bryce Hopkins     | F                   | 15:34 | 5-6  | 0-1   | 3-6      | 2     | 2  | 4  | 0  | 4      | 13                 | 0   | 1 | 1 | 0 | 0 | 16 | FT%                   | 23-32 | 71.9% |
| 4             | Darmon Collins    | F                   | 01:22 | 0-0  | 0-0   | 0-0      | 0     | 0  | 0  | 1  | 0      | 0                  | 0   | 1 | 0 | 0 | 0 | 1  | Dead Ball Rebounds: 7 |       |       |
| <b>Team</b>   |                   |                     |       |      |       |          | 4     | 4  |    | 13 |        |                    |     |   |   |   |   |    |                       |       |       |
| <b>Totals</b> |                   |                     | 23-49 | 2-12 | 23-32 | 11       | 25    | 36 | 14 | 25 | 71     | 3                  | 12  | 4 | 5 | 0 | 5 | 8  |                       |       |       |

| LSU              |                           | UKY           |    | Points from |    | Period by Period Scoring |    |
|------------------|---------------------------|---------------|----|-------------|----|--------------------------|----|
| Biggest lead     | 11 (1 <sup>st</sup> 7:17) | Turnovers     | 23 | 1st         | 31 | 2nd                      | 35 |
| Best Scoring Run | 8 (1 <sup>st</sup> 15:49) | Points        | 22 | TOT         | 66 |                          |    |
| Lead Changes     | 2                         | Second Chance | 10 |             |    |                          |    |
| Times Tied       | 2                         | Fast Breaks   | 8  |             |    |                          |    |
| Time with Lead   | 20:34                     | Bench         | 16 |             |    |                          |    |
|                  |                           |               | 14 |             | 48 |                          | 71 |

## GAME 31 KENTUCKY AT FLORIDA

## GAME 32 KENTUCKY AT ARKANSAS

## GAME 33 KENTUCKY AT MISSISSIPPI STATE

## GAME 34 KENTUCKY AT MISSISSIPPI STATE

## GAME 35 KENTUCKY AT MISSISSIPPI STATE

## GAME 36 KENTUCKY AT MISSISSIPPI STATE





**THE STAT CREW SYSTEM**  
**Kentucky Combined Team Statistics (as of Feb 24, 2022)**  
**All games**



| <b>RECORD:</b> | <b>OVERALL</b> | <b>HOME</b> | <b>AWAY</b> | <b>NEUTRAL</b> |
|----------------|----------------|-------------|-------------|----------------|
| ALL GAMES      | 23-5           | 17-0        | 5-4         | 1-1            |
| CONFERENCE     | 12-3           | 8-0         | 4-3         | 0-0            |
| NON-CONFERENCE | 11-2           | 9-0         | 1-1         | 1-1            |

| #              | Player              | gp-gs | min  | Total |          | 3-Point |         | F-Throw |         | Rebounds |     |     |      | pf   | dq  | a  | to  | blk | stl | pts | avg  |      |  |  |    |
|----------------|---------------------|-------|------|-------|----------|---------|---------|---------|---------|----------|-----|-----|------|------|-----|----|-----|-----|-----|-----|------|------|--|--|----|
|                |                     |       |      | fg    | fqa      | fg%     | 3fg-fqa | 3fg%    | ft-fla  | ft%      | off | def | tot  |      |     |    |     |     |     |     |      | avg  |  |  |    |
| 34             | Tshiebwe, Oscar     | 28-28 | 868  | 31.0  | 184-309  | .595    | 0-0     | .000    | 92-132  | .697     | 149 | 278 | 427  | 15.3 | 71  | 0  | 30  | 54  | 41  | 52  | 460  | 16.4 |  |  |    |
| 03             | TyTy Washington Jr. | 25-25 | 720  | 28.8  | 127-266  | .477    | 28-80   | .350    | 29-40   | .725     | 16  | 74  | 90   | 3.6  | 37  | 0  | 102 | 43  | 5   | 30  | 311  | 12.4 |  |  |    |
| 31             | Grady, Kellan       | 28-28 | 933  | 33.3  | 121-262  | .462    | 82-187  | .439    | 22-31   | .710     | 8   | 52  | 60   | 2.1  | 28  | 0  | 34  | 23  | 2   | 23  | 346  | 12.4 |  |  |    |
| 12             | Brooks Jr., Keion   | 27-27 | 668  | 24.7  | 116-239  | .485    | 6-24    | .250    | 62-81   | .765     | 42  | 80  | 122  | 4.5  | 46  | 0  | 28  | 36  | 19  | 17  | 300  | 11.1 |  |  |    |
| 02             | Sahvir Wheeler      | 24-24 | 732  | 30.5  | 92-208   | .442    | 10-36   | .278    | 36-44   | .818     | 14  | 39  | 53   | 2.2  | 58  | 0  | 170 | 72  | 1   | 30  | 230  | 9.6  |  |  |    |
| 10             | Mintz, Davion       | 25-4  | 626  | 25.0  | 74-192   | .385    | 38-107  | .355    | 40-53   | .755     | 17  | 42  | 59   | 2.4  | 38  | 0  | 43  | 27  | 2   | 15  | 226  | 9.0  |  |  |    |
| 00             | Jacob Toppin        | 23-3  | 406  | 17.7  | 57-104   | .548    | 4-8     | .500    | 31-40   | .775     | 27  | 53  | 80   | 3.5  | 30  | 1  | 26  | 12  | 12  | 10  | 149  | 6.5  |  |  |    |
| 04             | Daimion Collins     | 24-1  | 193  | 8.0   | 30-52    | .577    | 0-3     | .000    | 17-19   | .895     | 18  | 34  | 52   | 2.2  | 33  | 0  | 4   | 15  | 19  | 6   | 77   | 3.2  |  |  |    |
| 23             | Hopkins, Bryce      | 25-0  | 174  | 7.0   | 24-55    | .436    | 5-16    | .313    | 7-13    | .538     | 18  | 21  | 39   | 1.6  | 14  | 0  | 7   | 15  | 3   | 4   | 60   | 2.4  |  |  |    |
| 11             | Allen, Dontaie      | 18-0  | 120  | 6.7   | 15-51    | .294    | 7-37    | .189    | 4-4     | 1.000    | 5   | 17  | 22   | 1.2  | 11  | 0  | 6   | 4   | 3   | 2   | 41   | 2.3  |  |  |    |
| 55             | Ware, Lance         | 22-0  | 146  | 6.6   | 16-22    | .727    | 0-1     | .000    | 10-23   | .435     | 13  | 29  | 42   | 1.9  | 26  | 0  | 2   | 14  | 10  | 3   | 42   | 1.9  |  |  |    |
| 20             | Payne, Zan          | 9-0   | 13   | 1.4   | 2-6      | .333    | 0-3     | .000    | 4-4     | 1.000    | 0   | 2   | 2    | 0.2  | 1   | 0  | 0   | 1   | 0   | 1   | 8    | 0.9  |  |  |    |
| 14             | Canada, Brennan     | 9-0   | 13   | 1.4   | 3-4      | .750    | 0-1     | .000    | 0-0     | .000     | 1   | 0   | 1    | 0.1  | 0   | 0  | 1   | 0   | 1   | 0   | 6    | 0.7  |  |  |    |
| 25             | Watkins, Kareem     | 9-0   | 13   | 1.4   | 0-1      | .000    | 0-0     | .000    | 0-0     | .000     | 1   | 2   | 3    | 0.3  | 2   | 0  | 2   | 3   | 0   | 2   | 0    | 0.0  |  |  |    |
| Team           |                     |       |      |       |          |         |         |         |         |          | 40  | 52  | 92   |      |     |    |     |     |     |     |      |      |  |  | 11 |
| Total.....     |                     | 28    | 5625 |       | 861-1771 | .486    | 180-503 | .358    | 354-484 | .731     | 369 | 775 | 1144 | 40.9 | 395 | 1  | 455 | 330 | 118 | 195 | 2256 | 80.6 |  |  |    |
| Opponents..... |                     | 28    | 5625 |       | 675-1668 | .405    | 182-604 | .301    | 296-414 | .715     | 252 | 592 | 844  | 30.1 | 441 | 10 | 317 | 347 | 83  | 173 | 1828 | 65.3 |  |  |    |

| TEAM STATISTICS        | UK       | OPP      | Date | Opponent | Score                   | Att.      |       |
|------------------------|----------|----------|------|----------|-------------------------|-----------|-------|
| SCORING                | 2256     | 1828     | 1    | 11/09/21 | vs #9/9 Duke            | L 71-79   | 18132 |
| Points per game        | 80.6     | 65.3     | 2    | 11/12/21 | ROBERT MORRIS           | w 100-60  | 18454 |
| Scoring margin         | +15.3    | -        | 2    | 11/16/21 | MOUNT ST. MARY'S        | w 80-55   | 18227 |
| FIELD GOALS-ATT        | 861-1771 | 675-1668 | 2    | 11/19/21 | OHIO                    | w 77-59   | 19045 |
| Field goal pct         | .486     | .405     | 2    | 11/22/21 | ALBANY (NY)             | w 86-61   | 18201 |
| 3 POINT FG-ATT         | 180-503  | 182-604  |      | 11/26/21 | NORTH FLORIDA           | w 86-52   | 19350 |
| 3-point FG pct         | .358     | .301     |      | 11/29/21 | CENTRAL MICH.           | w 85-57   | 18080 |
| 3-pt FG made per game  | 6.4      | 6.5      | 3    | 12/07/21 | SOUTHERN U.             | w 76-64   | 18947 |
| FREE THROWS-ATT        | 354-484  | 296-414  |      | 12/11/21 | at Notre Dame           | L 62-66   | 8283  |
| Free throw pct         | .731     | .715     | 4    | 12/18/21 | vs RV/RV North Carolina | w 98-69   | 12117 |
| F-Throws made per game | 12.6     | 10.6     |      | 12/22/21 | WESTERN KY.             | w 95-60   | 20221 |
| REBOUNDS               | 1144     | 844      | *    | 12/29/21 | MISSOURI                | w 83-56   | 19361 |
| Rebounds per game      | 40.9     | 30.1     |      | 12/31/21 | HIGH POINT              | w 92-48   | 19735 |
| Rebounding margin      | +10.7    | -        | *    | 01/04/22 | at #21/21 LSU           | L 60-65   | 11808 |
| ASSISTS                | 455      | 317      | *    | 01/08/22 | GEORGIA                 | w 92-77   | 19343 |
| Assists per game       | 16.3     | 11.3     | *    | 01/11/22 | at Vanderbilt           | w 78-66   | 8343  |
| TURNOVERS              | 330      | 347      | *    | 01/15/22 | #22/23 TENNESSEE        | w 107-79  | 20278 |
| Turnovers per game     | 11.8     | 12.4     | *    | 01/19/22 | at RV/RV TEXAS A&M      | w 64-58   | 14036 |
| Turnover margin        | +0.6     | -        | *    | 01/22/22 | at #2/2 Auburn          | L 71-80   | 9121  |
| Assist/turnover ratio  | 1.4      | 0.9      | *    | 01/25/22 | MISSISSIPPI ST.         | wot 82-74 | 18144 |
| STEALS                 | 195      | 173      | 5    | 01/29/22 | at #5/5 Kansas          | w 80-62   | 16300 |
| Steals per game        | 7.0      | 6.2      | *    | 02/02/22 | VANDERBILT              | w 77-70   | 19418 |
| BLOCKS                 | 118      | 83       | *    | 02/05/22 | at RV/RV Alabama        | w 66-55   | 12477 |
| Blocks per game        | 4.2      | 3.0      | *    | 02/08/22 | at South Carolina       | w 86-76   | 12009 |
| ATTENDANCE             | 327760   | 144304   | *    | 02/12/22 | FLORIDA                 | w 78-57   | 20383 |
| Home games-Avg/Game    | 17-19280 | 9-12673  | *    | 02/15/22 | at #16/13 Tennessee     | L 63-76   | 21678 |
| Neutral site-Avg/Game  | -        | 2-15124  | *    | 02/19/22 | #25/RV ALABAMA          | w 90-81   | 20374 |
|                        |          |          | *    | 02/23/22 | RV/NR LSU               | w 71-66   | 20199 |

| Score by Periods | 1st  | 2nd  | OT | Totals |
|------------------|------|------|----|--------|
| Kentucky         | 1078 | 1168 | 10 | 2256   |
| Opponents        | 881  | 945  | 2  | 1828   |

- 1 = Champions Classic (Madison Square Garden | New York)
- 2 = The Kentucky Classic (Rupp Arena | Lexington, Ky.)
- 3 = Unity Series (Rupp Arena | Lexington, Ky.)
- 4 = CBS Sports Classic (T-Mobile Arena | Las Vegas)
- 5 = Big 12/SEC Challenge (Allen Fieldhouse | Lawrence, Kan.)
- \* = Conference game





**THE STAT CREW SYSTEM**  
**Kentucky Combined Team Statistics (as of Feb 24, 2022)**  
**Conference games only**



| <b>RECORD:</b> | <b>OVERALL</b> | <b>HOME</b> | <b>AWAY</b> | <b>NEUTRAL</b> |
|----------------|----------------|-------------|-------------|----------------|
| ALL GAMES      | 12-3           | 8-0         | 4-3         | 0-0            |
| CONFERENCE     | 12-3           | 8-0         | 4-3         | 0-0            |
| NON-CONFERENCE | 0-0            | 0-0         | 0-0         | 0-0            |

| #              | Player              | gp-gs | min  | avg  | Total   |      | 3-Point |      | F-Throw |       | Rebounds |     |     |      | pf  | dq | a   | to  | blk | stl | pts  | avg  |  |  |    |
|----------------|---------------------|-------|------|------|---------|------|---------|------|---------|-------|----------|-----|-----|------|-----|----|-----|-----|-----|-----|------|------|--|--|----|
|                |                     |       |      |      | fg-fga  | fg%  | 3fg-fga | 3fg% | ft-fla  | ft%   | off      | def | tot | avg  |     |    |     |     |     |     |      |      |  |  |    |
| 34             | Tshiebwe, Oscar     | 15-15 | 504  | 33.6 | 95-174  | .546 | 0-0     | .000 | 61-89   | .685  | 79       | 156 | 235 | 15.7 | 40  | 0  | 16  | 32  | 23  | 32  | 251  | 16.7 |  |  |    |
| 31             | Grady, Kellan       | 15-15 | 556  | 37.1 | 66-158  | .418 | 42-109  | .385 | 14-17   | .824  | 5        | 26  | 31  | 2.1  | 23  | 0  | 21  | 18  | 1   | 11  | 188  | 12.5 |  |  |    |
| 03             | TyTy Washington Jr. | 12-12 | 321  | 26.8 | 57-120  | .475 | 11-34   | .324 | 16-23   | .696  | 5        | 34  | 39  | 3.3  | 19  | 0  | 48  | 22  | 2   | 15  | 141  | 11.8 |  |  |    |
| 10             | Mintz, Davion       | 15-4  | 432  | 28.8 | 53-132  | .402 | 29-71   | .408 | 25-31   | .806  | 7        | 23  | 30  | 2.0  | 28  | 0  | 27  | 19  | 1   | 11  | 160  | 10.7 |  |  |    |
| 12             | Brooks Jr., Keion   | 15-15 | 384  | 25.6 | 58-121  | .479 | 3-10    | .300 | 36-46   | .783  | 22       | 42  | 64  | 4.3  | 30  | 0  | 21  | 20  | 11  | 12  | 155  | 10.3 |  |  |    |
| 02             | Sahvir Wheeler      | 11-11 | 329  | 29.9 | 38-87   | .437 | 5-13    | .385 | 19-25   | .760  | 2        | 18  | 20  | 1.8  | 24  | 0  | 70  | 30  | 0   | 12  | 100  | 9.1  |  |  |    |
| 00             | Jacob Toppin        | 14-3  | 265  | 18.9 | 36-67   | .537 | 3-6     | .500 | 20-25   | .800  | 17       | 33  | 50  | 3.6  | 22  | 1  | 13  | 6   | 6   | 7   | 95   | 6.8  |  |  |    |
| 20             | Payne, Zan          | 1-0   | 1    | 1.0  | 0-0     | .000 | 0-0     | .000 | 2-2     | 1.000 | 0        | 0   | 0   | 0.0  | 0   | 0  | 0   | 0   | 0   | 0   | 2    | 2.0  |  |  |    |
| 55             | Ware, Lance         | 14-0  | 88   | 6.3  | 10-13   | .769 | 0-1     | .000 | 8-17    | .471  | 8        | 17  | 25  | 1.8  | 16  | 0  | 1   | 7   | 5   | 3   | 28   | 2.0  |  |  |    |
| 23             | Hopkins, Bryce      | 13-0  | 61   | 4.7  | 9-19    | .474 | 1-2     | .500 | 4-8     | .500  | 7        | 8   | 15  | 1.2  | 8   | 0  | 2   | 6   | 1   | 1   | 23   | 1.8  |  |  |    |
| 04             | Daimion Collins     | 12-0  | 51   | 4.3  | 5-13    | .385 | 0-0     | .000 | 10-10   | 1.000 | 4        | 11  | 15  | 1.3  | 9   | 0  | 0   | 4   | 2   | 1   | 20   | 1.7  |  |  |    |
| 11             | Allen, Dontaie      | 10-0  | 31   | 3.1  | 2-8     | .250 | 1-6     | .167 | 0-0     | .000  | 2        | 1   | 3   | 0.3  | 7   | 0  | 0   | 1   | 1   | 0   | 5    | 0.5  |  |  |    |
| 25             | Watkins, Kareem     | 1-0   | 1    | 1.0  | 0-0     | .000 | 0-0     | .000 | 0-0     | .000  | 0        | 0   | 0   | 0.0  | 0   | 0  | 0   | 1   | 0   | 0   | 0    | 0.0  |  |  |    |
| 14             | Canada, Brennan     | 1-0   | 1    | 1.0  | 0-0     | .000 | 0-0     | .000 | 0-0     | .000  | 0        | 0   | 0   | 0.0  | 0   | 0  | 0   | 0   | 1   | 0   | 0    | 0.0  |  |  |    |
| Team           |                     |       |      |      |         |      |         |      |         |       | 17       | 25  | 42  |      |     |    |     |     |     |     |      |      |  |  | 10 |
| Total.....     |                     | 15    | 3025 |      | 429-912 | .470 | 95-252  | .377 | 215-293 | .734  | 175      | 394 | 569 | 37.9 | 226 | 1  | 219 | 176 | 54  | 105 | 1168 | 77.9 |  |  |    |
| Opponents..... |                     | 15    | 3025 |      | 375-891 | .421 | 109-346 | .315 | 177-249 | .711  | 145      | 342 | 487 | 32.5 | 262 | 9  | 188 | 184 | 48  | 90  | 1036 | 69.1 |  |  |    |

| TEAM STATISTICS        | UK      | OPP     | Date       | Opponent            | Score     | Att.  |  |
|------------------------|---------|---------|------------|---------------------|-----------|-------|--|
| SCORING                | 1168    | 1036    | * 12/29/21 | MISSOURI            | w 83-56   | 19361 |  |
| Points per game        | 77.9    | 69.1    | * 01/04/22 | at #21/21 LSU       | L 60-65   | 11808 |  |
| Scoring margin         | +8.8    | -       | * 01/08/22 | GEORGIA             | w 92-77   | 19343 |  |
| FIELD GOALS-ATT        | 429-912 | 375-891 | * 01/11/22 | at Vanderbilt       | w 78-66   | 8343  |  |
| Field goal pct         | .470    | .421    | * 01/15/22 | #22/23 TENNESSEE    | w 107-79  | 20278 |  |
| 3 POINT FG-ATT         | 95-252  | 109-346 | * 01/19/22 | at RV/RV TEXAS A&M  | w 64-58   | 14036 |  |
| 3-point FG pct         | .377    | .315    | * 01/22/22 | at #2/2 Auburn      | L 71-80   | 9121  |  |
| 3-pt FG made per game  | 6.3     | 7.3     | * 01/25/22 | MISSISSIPPI ST.     | Wot 82-74 | 18144 |  |
| FREE THROWS-ATT        | 215-293 | 177-249 | * 02/02/22 | VANDERBILT          | w 77-70   | 19418 |  |
| Free throw pct         | .734    | .711    | * 02/05/22 | at RV/RV Alabama    | w 66-55   | 12477 |  |
| F-Throws made per game | 14.3    | 11.8    | * 02/08/22 | at South Carolina   | w 86-76   | 12009 |  |
| REBOUNDS               | 569     | 487     | * 02/12/22 | FLORIDA             | w 78-57   | 20383 |  |
| Rebounds per game      | 37.9    | 32.5    | * 02/15/22 | at #16/13 Tennessee | L 63-76   | 21678 |  |
| Rebounding margin      | +5.5    | -       | * 02/19/22 | #25/RV ALABAMA      | w 90-81   | 20374 |  |
| ASSISTS                | 219     | 188     | * 02/23/22 | RV/NR LSU           | w 71-66   | 20199 |  |
| Assists per game       | 14.6    | 12.5    |            |                     |           |       |  |
| TURNOVERS              | 176     | 184     |            |                     |           |       |  |
| Turnovers per game     | 11.7    | 12.3    |            |                     |           |       |  |
| Turnover margin        | +0.5    | -       |            |                     |           |       |  |
| Assist/turnover ratio  | 1.2     | 1.0     |            |                     |           |       |  |
| STEALS                 | 105     | 90      |            |                     |           |       |  |
| Steals per game        | 7.0     | 6.0     |            |                     |           |       |  |
| BLOCKS                 | 54      | 48      |            |                     |           |       |  |
| Blocks per game        | 3.6     | 3.2     |            |                     |           |       |  |
| ATTENDANCE             | 157500  | 89472   |            |                     |           |       |  |
| Home games-Avg/Game    | 8-19688 | 7-12782 |            |                     |           |       |  |
| Neutral site-Avg/Game  | -       | 0-0     |            |                     |           |       |  |

1 = Champions Classic (Madison Square Garden | New York)  
2 = The Kentucky Classic (Rupp Arena | Lexington, Ky.)  
3 = Unity Series (Rupp Arena | Lexington, Ky.)  
4 = CBS Sports Classic (T-Mobile Arena | Las Vegas)  
5 = Big 12/SEC Challenge (Allen Fieldhouse | Lawrence, Kan.)  
\* = Conference game

| Score by Periods | 1st | 2nd | OT | Totals |
|------------------|-----|-----|----|--------|
| Kentucky         | 555 | 603 | 10 | 1168   |
| Opponents        | 496 | 538 | 2  | 1036   |



**THE STAT CREW SYSTEM**  
**Kentucky Combined Team Statistics (as of Feb 02, 2022)**  
**Non-conference games**



| <b>RECORD:</b> | <b>OVERALL</b> | <b>HOME</b> | <b>AWAY</b> | <b>NEUTRAL</b> |
|----------------|----------------|-------------|-------------|----------------|
| ALL GAMES      | 11-2           | 9-0         | 1-1         | 1-1            |
| CONFERENCE     | 0-0            | 0-0         | 0-0         | 0-0            |
| NON-CONFERENCE | 11-2           | 9-0         | 1-1         | 1-1            |

| #              | Player              | gp-gs | min  | avg  | Total   |      | 3-Point |      | F-Throw |       | Rebounds |     |     |      | pf  | dq | a   | to  | blk | stl | pts  | avg  |  |  |   |
|----------------|---------------------|-------|------|------|---------|------|---------|------|---------|-------|----------|-----|-----|------|-----|----|-----|-----|-----|-----|------|------|--|--|---|
|                |                     |       |      |      | fg-fga  | fg%  | 3fg-fga | 3fg% | ft-fla  | ft%   | off      | def | tot | avg  |     |    |     |     |     |     |      |      |  |  |   |
| 34             | Tshiebwe, Oscar     | 13-13 | 364  | 28.0 | 89-135  | .659 | 0-0     | .000 | 31-43   | .721  | 70       | 122 | 192 | 14.8 | 31  | 0  | 14  | 22  | 18  | 20  | 209  | 16.1 |  |  |   |
| 03             | TyTy Washington Jr. | 13-13 | 399  | 30.7 | 70-146  | .479 | 17-46   | .370 | 13-17   | .765  | 11       | 40  | 51  | 3.9  | 18  | 0  | 54  | 21  | 3   | 15  | 170  | 13.1 |  |  |   |
| 31             | Grady, Kellan       | 13-13 | 377  | 29.0 | 55-104  | .529 | 40-78   | .513 | 8-14    | .571  | 3        | 26  | 29  | 2.2  | 5   | 0  | 13  | 5   | 1   | 12  | 158  | 12.2 |  |  |   |
| 12             | Brooks Jr., Keion   | 12-12 | 284  | 23.7 | 58-118  | .492 | 3-14    | .214 | 26-35   | .743  | 20       | 38  | 58  | 4.8  | 16  | 0  | 7   | 16  | 8   | 5   | 145  | 12.1 |  |  |   |
| 02             | Sahvir Wheeler      | 13-13 | 403  | 31.0 | 54-121  | .446 | 5-23    | .217 | 17-19   | .895  | 12       | 21  | 33  | 2.5  | 34  | 0  | 100 | 42  | 1   | 18  | 130  | 10.0 |  |  |   |
| 10             | Mintz, Davion       | 10-0  | 194  | 19.4 | 21-60   | .350 | 9-36    | .250 | 15-22   | .682  | 10       | 19  | 29  | 2.9  | 10  | 0  | 16  | 8   | 1   | 4   | 66   | 6.6  |  |  |   |
| 00             | Jacob Toppin        | 9-0   | 141  | 15.7 | 21-37   | .568 | 1-2     | .500 | 11-15   | .733  | 10       | 20  | 30  | 3.3  | 8   | 0  | 13  | 6   | 6   | 3   | 54   | 6.0  |  |  |   |
| 04             | Daimion Collins     | 12-1  | 142  | 11.8 | 25-39   | .641 | 0-3     | .000 | 7-9     | .778  | 14       | 23  | 37  | 3.1  | 24  | 0  | 4   | 11  | 17  | 5   | 57   | 4.8  |  |  |   |
| 11             | Allen, Dontaie      | 8-0   | 89   | 11.1 | 13-43   | .302 | 6-31    | .194 | 4-4     | 1.000 | 3        | 16  | 19  | 2.4  | 4   | 0  | 6   | 3   | 2   | 2   | 36   | 4.5  |  |  |   |
| 23             | Hopkins, Bryce      | 12-0  | 113  | 9.4  | 15-36   | .417 | 4-14    | .286 | 3-5     | .600  | 11       | 13  | 24  | 2.0  | 6   | 0  | 5   | 9   | 2   | 3   | 37   | 3.1  |  |  |   |
| 55             | Ware, Lance         | 8-0   | 58   | 7.3  | 6-9     | .667 | 0-0     | .000 | 2-6     | .333  | 5        | 12  | 17  | 2.1  | 10  | 0  | 1   | 7   | 5   | 0   | 14   | 1.8  |  |  |   |
| 20             | Payne, Zan          | 8-0   | 12   | 1.5  | 2-6     | .333 | 0-3     | .000 | 2-2     | 1.000 | 0        | 2   | 2   | 0.3  | 1   | 0  | 0   | 1   | 0   | 1   | 6    | 0.8  |  |  |   |
| 14             | Canada, Brennan     | 8-0   | 12   | 1.5  | 3-4     | .750 | 0-1     | .000 | 0-0     | .000  | 1        | 0   | 1   | 0.1  | 0   | 0  | 1   | 0   | 0   | 0   | 6    | 0.8  |  |  |   |
| 25             | Watkins, Kareem     | 8-0   | 12   | 1.5  | 0-1     | .000 | 0-0     | .000 | 0-0     | .000  | 1        | 2   | 3   | 0.4  | 2   | 0  | 2   | 2   | 0   | 2   | 0    | 0.0  |  |  |   |
| Team           |                     |       |      |      |         |      |         |      |         |       | 23       | 27  | 50  |      |     |    |     |     |     |     |      |      |  |  | 1 |
| Total.....     |                     | 13    | 2600 |      | 432-859 | .503 | 85-251  | .339 | 139-191 | .728  | 194      | 381 | 575 | 44.2 | 169 | 0  | 236 | 154 | 64  | 90  | 1088 | 83.7 |  |  |   |
| Opponents..... |                     | 13    | 2600 |      | 300-777 | .386 | 73-258  | .283 | 119-165 | .721  | 107      | 250 | 357 | 27.5 | 179 | 1  | 129 | 163 | 35  | 83  | 792  | 60.9 |  |  |   |

| TEAM STATISTICS        | UK      | OPP     | Date   | Opponent | Score                   | Att.     |       |
|------------------------|---------|---------|--|----------|-------------------------|----------|-------|
| SCORING                | 1088    | 792     | 1  | 11/09/21 | vs #9/9 Duke            | L 71-79  | 18132 |
| Points per game        | 83.7    | 60.9    | 2  | 11/12/21 | ROBERT MORRIS           | w 100-60 | 18454 |
| Scoring margin         | +22.8   | -       | 2  | 11/16/21 | MOUNT ST. MARY'S        | w 80-55  | 18227 |
| FIELD GOALS-ATT        | 432-859 | 300-777 | 2  | 11/19/21 | OHIO                    | w 77-59  | 19045 |
| Field goal pct         | .503    | .386    | 2  | 11/22/21 | ALBANY (NY)             | w 86-61  | 18201 |
| 3 POINT FG-ATT         | 85-251  | 73-258  |  | 11/26/21 | NORTH FLORIDA           | w 86-52  | 19350 |
| 3-point FG pct         | .339    | .283    |  | 11/29/21 | CENTRAL MICH.           | w 85-57  | 18080 |
| 3-pt FG made per game  | 6.5     | 5.6     | 3  | 12/07/21 | SOUTHERN U.             | w 76-64  | 18947 |
| FREE THROWS-ATT        | 139-191 | 119-165 |  | 12/11/21 | at Notre Dame           | L 62-66  | 8283  |
| Free throw pct         | .728    | .721    | 4  | 12/18/21 | vs RV/RV North Carolina | w 98-69  | 12117 |
| F-Throws made per game | 10.7    | 9.2     |  | 12/22/21 | WESTERN KY.             | w 95-60  | 20221 |
| REBOUNDS               | 575     | 357     |  | 12/31/21 | HIGH POINT              | w 92-48  | 19735 |
| Rebounds per game      | 44.2    | 27.5    | 5  | 01/29/22 | at #5/5 Kansas          | w 80-62  | 16300 |
| Rebounding margin      | +16.8   | -       |  |          |                         |          |       |
| ASSISTS                | 236     | 129     | 1 = Champions Classic (Madison Square Garden   New York)     |          |                         |          |       |
| Assists per game       | 18.2    | 9.9     | 2 = The Kentucky Classic (Rupp Arena   Lexington, Ky.)       |          |                         |          |       |
| TURNOVERS              | 154     | 163     | 3 = Unity Series (Rupp Arena   Lexington, Ky.)               |          |                         |          |       |
| Turnovers per game     | 11.8    | 12.5    | 4 = CBS Sports Classic (T-Mobile Arena   Las Vegas)          |          |                         |          |       |
| Turnover margin        | +0.7    | -       | 5 = Big 12/SEC Challenge (Allen Fieldhouse   Lawrence, Kan.) |          |                         |          |       |
| Assist/turnover ratio  | 1.5     | 0.8     | * = Conference game  |          |                         |          |       |
| STEALS                 | 90      | 83      |  |          |                         |          |       |
| Steals per game        | 6.9     | 6.4     |  |          |                         |          |       |
| BLOCKS                 | 64      | 35      |  |          |                         |          |       |
| Blocks per game        | 4.9     | 2.7     |  |          |                         |          |       |
| ATTENDANCE             | 170260  | 54832   |  |          |                         |          |       |
| Home games-Avg/Game    | 9-18918 | 2-12292 |  |          |                         |          |       |
| Neutral site-Avg/Game  | -       | 2-15124 |  |          |                         |          |       |

| Score by Periods | 1st | 2nd | Totals |
|------------------|-----|-----|--------|
| Kentucky         | 523 | 565 | 1088   |
| Opponents        | 385 | 407 | 792    |



**THE STAT CREW SYSTEM**  
**Kentucky Combined Team Statistics (as of Feb 24, 2022)**  
**Last Five**



| <b>RECORD:</b> | <b>OVERALL</b> | <b>HOME</b> | <b>AWAY</b> | <b>NEUTRAL</b> |
|----------------|----------------|-------------|-------------|----------------|
| ALL GAMES      | 4-1            | 3-0         | 1-1         | 0-0            |
| CONFERENCE     | 4-1            | 3-0         | 1-1         | 0-0            |
| NON-CONFERENCE | 0-0            | 0-0         | 0-0         | 0-0            |

| #              | Player              | gp-gs | min  | avg  | Total   |      | 3-Point |      | F-Throw |       | Rebounds |     |     |      | pf | dq | a  | to | blk | stl | pts | avg  |
|----------------|---------------------|-------|------|------|---------|------|---------|------|---------|-------|----------|-----|-----|------|----|----|----|----|-----|-----|-----|------|
|                |                     |       |      |      | fg-fga  | fg%  | 3fg-fga | 3fg% | ft-fla  | ft%   | off      | def | tot | avg  |    |    |    |    |     |     |     |      |
| 34             | Tshiebwe, Oscar     | 5-5   | 172  | 34.4 | 39-65   | .600 | 0-0     | .000 | 18-26   | .692  | 32       | 46  | 78  | 15.6 | 11 | 0  | 7  | 10 | 8   | 8   | 96  | 19.2 |
| 31             | Grady, Kellan       | 5-5   | 193  | 38.6 | 26-61   | .426 | 15-37   | .405 | 4-4     | 1.000 | 2        | 12  | 14  | 2.8  | 7  | 0  | 10 | 8  | 0   | 3   | 71  | 14.2 |
| 00             | Jacob Toppin        | 4-2   | 105  | 26.3 | 16-30   | .533 | 2-5     | .400 | 8-10    | .800  | 8        | 13  | 21  | 5.3  | 5  | 0  | 3  | 1  | 1   | 1   | 42  | 10.5 |
| 10             | Mintz, Davion       | 5-2   | 155  | 31.0 | 17-46   | .370 | 9-24    | .375 | 9-11    | .818  | 4        | 6   | 10  | 2.0  | 12 | 0  | 5  | 4  | 0   | 5   | 52  | 10.4 |
| 12             | Brooks Jr., Keion   | 5-5   | 137  | 27.4 | 17-36   | .472 | 1-2     | .500 | 14-16   | .875  | 7        | 15  | 22  | 4.4  | 9  | 0  | 10 | 10 | 3   | 8   | 49  | 9.8  |
| 03             | TyTy Washington Jr. | 3-3   | 65   | 21.7 | 11-25   | .440 | 4-11    | .364 | 2-5     | .400  | 0        | 8   | 8   | 2.7  | 2  | 0  | 12 | 6  | 0   | 2   | 28  | 9.3  |
| 02             | Sahvir Wheeler      | 3-3   | 100  | 33.3 | 8-22    | .364 | 1-3     | .333 | 4-6     | .667  | 2        | 9   | 11  | 3.7  | 10 | 0  | 22 | 8  | 0   | 2   | 21  | 7.0  |
| 23             | Hopkins, Bryce      | 4-0   | 21   | 5.3  | 5-8     | .625 | 0-1     | .000 | 3-6     | .500  | 4        | 3   | 7   | 1.8  | 1  | 0  | 0  | 1  | 0   | 0   | 13  | 3.3  |
| 55             | Ware, Lance         | 5-0   | 33   | 6.6  | 4-7     | .571 | 0-1     | .000 | 2-5     | .400  | 6        | 6   | 12  | 2.4  | 5  | 0  | 0  | 2  | 1   | 0   | 10  | 2.0  |
| 04             | Daimion Collins     | 5-0   | 15   | 3.0  | 1-4     | .250 | 0-0     | .000 | 4-4     | 1.000 | 2        | 0   | 2   | 0.4  | 3  | 0  | 0  | 1  | 0   | 0   | 6   | 1.2  |
| 11             | Allen, Dontaie      | 3-0   | 4    | 1.3  | 0-1     | .000 | 0-0     | .000 | 0-0     | .000  | 0        | 0   | 0   | 0.0  | 1  | 0  | 0  | 0  | 0   | 0   | 0   | 0.0  |
| Team           |                     |       |      |      |         |      |         |      |         |       | 4        | 7   | 11  |      |    |    | 3  |    |     |     |     |      |
| Total.....     |                     | 5     | 1000 |      | 144-305 | .472 | 32-84   | .381 | 68-93   | .731  | 71       | 125 | 196 | 39.2 | 66 | 0  | 69 | 54 | 13  | 29  | 388 | 77.6 |
| Opponents..... |                     | 5     | 1000 |      | 129-313 | .412 | 41-125  | .328 | 57-70   | .814  | 60       | 94  | 154 | 30.8 | 88 | 4  | 67 | 46 | 14  | 31  | 356 | 71.2 |

| TEAM STATISTICS        | UK      | OPP     | Date   | Opponent            | Score   | Att.  |
|------------------------|---------|---------|--|---------------------|---------|-------|
| SCORING                | 388     | 356     | * 02/08/22   | at South Carolina   | w 86-76 | 12009 |
| Points per game        | 77.6    | 71.2    | * 02/12/22   | FLORIDA             | w 78-57 | 20383 |
| Scoring margin         | +6.4    | -       | * 02/15/22   | at #16/13 Tennessee | L 63-76 | 21678 |
| FIELD GOALS-ATT        | 144-305 | 129-313 | * 02/19/22   | #25/RV ALABAMA      | w 90-81 | 20374 |
| Field goal pct         | .472    | .412    | * 02/23/22   | RV/NR LSU           | w 71-66 | 20199 |
| 3 POINT FG-ATT         | 32-84   | 41-125  | 1 = Champions Classic (Madison Square Garden   New York)     |                     |         |       |
| 3-point FG pct         | .381    | .328    | 2 = The Kentucky Classic (Rupp Arena   Lexington, Ky.)       |                     |         |       |
| 3-pt FG made per game  | 6.4     | 8.2     | 3 = Unity Series (Rupp Arena   Lexington, Ky.)               |                     |         |       |
| FREE THROWS-ATT        | 68-93   | 57-70   | 4 = CBS Sports Classic (T-Mobile Arena   Las Vegas)          |                     |         |       |
| Free throw pct         | .731    | .814    | 5 = Big 12/SEC Challenge (Allen Fieldhouse   Lawrence, Kan.) |                     |         |       |
| F-Throws made per game | 13.6    | 11.4    | * = Conference game  |                     |         |       |
| REBOUNDS               | 196     | 154     |  |                     |         |       |
| Rebounds per game      | 39.2    | 30.8    |  |                     |         |       |
| Rebounding margin      | +8.4    | -       |  |                     |         |       |
| ASSISTS                | 69      | 67      |  |                     |         |       |
| Assists per game       | 13.8    | 13.4    |  |                     |         |       |
| TURNOVERS              | 54      | 46      |  |                     |         |       |
| Turnovers per game     | 10.8    | 9.2     |  |                     |         |       |
| Turnover margin        | -1.6    | -       |  |                     |         |       |
| Assist/turnover ratio  | 1.3     | 1.5     |  |                     |         |       |
| STEALS                 | 29      | 31      |  |                     |         |       |
| Steals per game        | 5.8     | 6.2     |  |                     |         |       |
| BLOCKS                 | 13      | 14      |  |                     |         |       |
| Blocks per game        | 2.6     | 2.8     |  |                     |         |       |
| ATTENDANCE             | 60956   | 33687   |  |                     |         |       |
| Home games-Avg/Game    | 3-20319 | 2-16844 |  |                     |         |       |
| Neutral site-Avg/Game  | -       | 0-0     |  |                     |         |       |

| Score by Periods | 1st | 2nd | Totals |
|------------------|-----|-----|--------|
| Kentucky         | 174 | 214 | 388    |
| Opponents        | 185 | 171 | 356    |



**THE STAT CREW SYSTEM**  
**Kentucky Team Game-by-Game Comparison (as of Feb 24, 2022)**  
**All games**



| Opponent             | 1st   | 2nd   | Score  | Mar  | Total FG    | FG Pct    | 3-Pointers  | 3FG Pct   | Free Throws | FT Pct    | Rebounds  | Assist | T/Over | Block | Steal | Fouls |
|----------------------|-------|-------|--------|------|-------------|-----------|-------------|-----------|-------------|-----------|-----------|--------|--------|-------|-------|-------|
| #9/9 Duke            | 35/39 | 36/40 | 71-79  | (8)  | 29-77/31-60 | .377/.517 | 7-18/1-12   | .389/.083 | 6-7/16-23   | .857/.696 | 44/35 +9  | 15/8   | 13/9   | 3/5   | 4/9   | 20/15 |
| ROBERT MORRIS        | 46/30 | 54/30 | 100-60 | +40  | 40-70/23-61 | .571/.377 | 12-23/7-22  | .522/.318 | 8-12/7-8    | .667/.875 | 43/24 +19 | 24/11  | 10/14  | 10/3  | 8/7   | 8/12  |
| MOUNT ST. MARY'S     | 38/27 | 42/28 | 80-55  | +25  | 34-64/18-53 | .531/.340 | 4-10/6-19   | .400/.316 | 8-8/13-21   | 1000/.619 | 41/27 +14 | 15/8   | 12/16  | 6/6   | 9/7   | 17/7  |
| OHIO                 | 40/38 | 37/21 | 77-59  | +18  | 29-60/22-60 | .483/.367 | 3-16/8-24   | .188/.333 | 16-17/7-10  | .941/.700 | 53/17 +36 | 14/10  | 15/5   | 2/1   | 2/5   | 10/13 |
| ALBANY (NY)          | 37/28 | 49/33 | 86-61  | +25  | 32-59/24-70 | .542/.343 | 5-15/7-25   | .333/.280 | 17-22/6-13  | .773/.462 | 48/24 +24 | 13/10  | 17/10  | 8/0   | 3/9   | 15/19 |
| NORTH FLORIDA        | 37/23 | 49/29 | 86-52  | +34  | 37-78/22-66 | .474/.333 | 6-25/7-31   | .240/.226 | 6-9/1-2     | .667/.500 | 50/33 +17 | 23/12  | 15/21  | 4/2   | 13/7  | 7/9   |
| CENTRAL MICH.        | 51/25 | 34/32 | 85-57  | +28  | 31-72/23-56 | .431/.411 | 7-26/7-16   | .269/.438 | 16-24/4-7   | .667/.571 | 47/30 +17 | 16/11  | 6/15   | 3/1   | 9/2   | 14/18 |
| SOUTHERN U.          | 38/34 | 38/30 | 76-64  | +12  | 28-57/24-58 | .491/.414 | 6-20/5-13   | .300/.385 | 14-23/11-12 | .609/.917 | 41/25 +16 | 18/10  | 15/13  | 12/4  | 7/8   | 14/22 |
| Notre Dame           | 30/28 | 32/38 | 62-66  | (4)  | 25-55/26-56 | .455/.464 | 2-19/7-22   | .105/.318 | 10-15/7-8   | .667/.875 | 28/33 (5) | 9/15   | 5/9    | 4/0   | 5/3   | 10/14 |
| RV/RV North Carolina | 40/29 | 58/40 | 98-69  | +29  | 39-72/23-53 | .542/.434 | 8-15/1-13   | .533/.077 | 12-17/22-28 | .706/.786 | 44/26 +18 | 20/9   | 9/12   | 2/3   | 8/4   | 21/13 |
| WESTERN KY.          | 37/28 | 58/32 | 95-60  | +35  | 38-68/21-64 | .559/.328 | 9-20/3-20   | .450/.150 | 10-13/15-19 | .769/.789 | 50/27 +23 | 27/5   | 16/12  | 4/7   | 5/12  | 17/15 |
| MISSOURI             | 44/27 | 39/29 | 83-56  | +27  | 28-65/22-67 | .431/.328 | 5-17/5-25   | .294/.200 | 22-26/7-10  | .846/.700 | 49/35 +14 | 12/9   | 11/14  | 4/3   | 8/3   | 13/23 |
| HIGH POINT           | 43/25 | 49/23 | 92-48  | +44  | 39-66/19-61 | .591/.311 | 10-26/8-23  | .385/.348 | 4-8/2-4     | .500/.500 | 45/27 +18 | 23/8   | 12/16  | 6/2   | 10/6  | 5/9   |
| #21/21 LSU           | 30/35 | 30/30 | 60-65  | (5)  | 21-58/24-57 | .362/.421 | 8-24/9-23   | .333/.391 | 10-20/8-15  | .500/.533 | 39/39 -   | 11/14  | 15/15  | 6/5   | 8/11  | 15/20 |
| GEORGIA              | 40/37 | 52/40 | 92-77  | +15  | 40-70/25-51 | .571/.490 | 6-15/8-17   | .400/.471 | 6-7/19-21   | .857/.905 | 31/25 +6  | 23/12  | 7/13   | 3/2   | 6/3   | 16/10 |
| Vanderbilt           | 41/28 | 37/38 | 78-66  | +12  | 31-59/24-56 | .525/.429 | 6-12/12-30  | .500/.400 | 10-16/6-10  | .625/.600 | 42/26 +16 | 15/9   | 9/8    | 2/5   | 3/7   | 14/13 |
| #22/23 TENNESSEE     | 52/38 | 55/41 | 107-79 | +28  | 38-56/31-58 | .679/.534 | 11-18/11-23 | .611/.478 | 20-21/6-11  | .952/.545 | 25/24 +1  | 19/17  | 12/20  | 3/3   | 10/5  | 14/17 |
| RV/RV TEXAS A&M      | 30/35 | 34/23 | 64-58  | +6   | 21-58/26-66 | .362/.394 | 4-18/1-22   | .222/.045 | 18-26/5-13  | .692/.385 | 43/40 +3  | 13/15  | 17/12  | 6/3   | 8/11  | 15/18 |
| #2/2 Auburn          | 33/29 | 38/51 | 71-80  | (9)  | 29-58/25-44 | .500/.568 | 5-12/6-16   | .417/.375 | 8-10/24-29  | .800/.828 | 26/27 (1) | 12/15  | 9/12   | 6/5   | 8/2   | 20/12 |
| MISSISSIPPI ST.      | 37/24 | 35/48 | 82-74  | +8   | 31-66/27-63 | .470/.429 | 6-23/6-19   | .261/.316 | 14-20/14-23 | .700/.609 | 44/33 +11 | 16/12  | 17/11  | 4/3   | 5/7   | 20/19 |
| #5/5 Kansas          | 51/31 | 29/31 | 80-62  | +18  | 31-61/24-59 | .508/.407 | 6-18/6-18   | .333/.333 | 12-16/8-10  | .750/.800 | 41/29 +12 | 19/12  | 9/11   | 0/1   | 7/4   | 11/13 |
| VANDERBILT           | 41/31 | 36/39 | 77-70  | +7   | 22-57/24-52 | .386/.462 | 8-18/7-16   | .444/.438 | 25-35/15-23 | .714/.652 | 30/37 (7) | 16/8   | 10/18  | 5/1   | 8/5   | 17/25 |
| RV/RV Alabama        | 33/27 | 33/28 | 66-55  | +11  | 24-60/18-64 | .400/.281 | 4-11/3-30   | .364/.100 | 14-19/16-24 | .737/.667 | 44/47 (3) | 13/10  | 15/15  | 2/4   | 12/5  | 16/17 |
| South Carolina       | 39/34 | 47/42 | 86-76  | +10  | 34-60/31-82 | .567/.378 | 6-15/5-20   | .400/.250 | 12-19/9-14  | .632/.643 | 40/41 (1) | 25/15  | 16/11  | 4/0   | 5/7   | 18/19 |
| FLORIDA              | 33/28 | 45/29 | 78-57  | +21  | 31-67/23-51 | .463/.451 | 10-27/5-22  | .370/.227 | 6-9/6-6     | .667/1000 | 41/25 +16 | 17/8   | 5/10   | 0/1   | 7/3   | 9/13  |
| #16/13 Tennessee     | 32/46 | 31/30 | 63-76  | (13) | 23-67/24-54 | .343/.444 | 5-16/8-17   | .313/.471 | 12-14/20-23 | .857/.870 | 40/32 +8  | 11/17  | 14/8   | 1/8   | 6/9   | 18/15 |
| #25/RV ALABAMA       | 47/46 | 43/35 | 90-81  | +9   | 33-62/30-69 | .532/.435 | 9-14/14-40  | .643/.350 | 15-19/7-9   | .789/.778 | 39/32 +7  | 13/15  | 7/9    | 3/5   | 7/6   | 7/16  |
| RV/NR LSU            | 23/31 | 48/35 | 71-66  | +5   | 23-49/21-57 | .469/.368 | 2-12/9-26   | .167/.346 | 23-32/15-18 | .719/.833 | 36/24 +12 | 3/12   | 12/8   | 5/0   | 4/6   | 14/25 |

Note: Game totals are displayed in the format TEAM/OPPONENT for each category