

# KENTUCKY

## WOMEN'S BASKETBALL®



### NCAA First Round: Kentucky Wildcats vs. Princeton Tigers

March 19 - 4 p.m. ET - ESPN

Simon Skjodt Assembly Hall (17,222) - Bloomington, Ind.

UK Athletics Communication and Public Relations · (859) 257-3838 · www.UKathletics.com  
Evan Crane (wesley.crane@uky.edu) and Sommer Thomas (sommer.thomas@uky.edu)

#### TV - ESPN

PBP: Kevin Fitzgerald  
Analyst: Helen Williams

#### Radio - UK Sports Network

PBP: Darren Headrick  
630 AM (Lexington)

#### Live Stats

kentucky.statbroadcast.com  
Password: mediaaccess2021  
(home games only)

#### Tickets (home games)

UKathleticstix.com  
Reserved - \$10  
General Admission - \$8  
Kids/Seniors - \$5

#### Follow the Cats

Twitter: @KentuckyWBB  
Instagram: @KentuckyWBB  
Facebook: /KentuckyWBB

### 2021-22 KENTUCKY WBB SCHEDULE

#### November 2021

4	LEE UNIVERSITY [EXH]		W, 95-51
9	PRESBYTERIAN	SEC Network+	W, 81-53
11	NORTH ALABAMA	SEC Network+	W, 98-56
14	at #8/7 Indiana	ESPN	L, 88-67
21	WINTHROP	SEC Network+	W, 92-47
27	LA SALLE	SEC Network+	W, 74-52

#### December 2021

1	RV/RV WEST VIRGINIA <sup>^</sup>	SEC Network+	W, 83-60
5	MERRIMACK COLLEGE	SEC Network+	W, 90-56
9	RV/NR DEPAUL%	SEC Network	L, 94-85
12	at #7/5 Louisville&	ESPN	L, 64-58
17	MORGAN STATE	SEC Network+	PPD
19	USC UPSTATE	SEC Network+	W, 67-44

#### January 2022

6	#15/14 GEORGIA*	SEC Network+	W, 84-76
9	at #1/1 South Carolina*	ESPN	L, 74-54
16	at #5/6 Tennessee*	ESPN	L, 84-58
20	FLORIDA*	SEC Network	L, 77-52
23	RV/RV OLE MISS*%	SEC Network	L, 63-54
25	at Auburn*	SEC Network+	W, 67-55
27	at Vanderbilt*	SEC Network+	L, 65-57
30	at LSU*	SEC Network	L, 78-69

#### February 2022

6	TEXAS A&M*	ESPN2	L, 73-64ot
10	#1/1 SOUTH CAROLINA*	ESPN	L, 59-50
13	at Alabama*	SEC Network	W, 67-63
15	MISSISSIPPI STATE*	SEC Network+	W, 81-74
17	VANDERBILT*	SEC Network+	W, 69-65
20	at Arkansas*	SEC Network	W, 78-55
24	at Missouri*	SEC Network+	W, 78-63
27	AUBURN*	SEC Network	W, 90-62

#### March/April 2022

3	Mississippi State (N1)	SECN	W, 83-67
4	#6/6 LSU (N1)	SECN	W, 78-63
5	#18/15 Tennessee (N1)	ESPNU	W, 83-74
6	#1/1 South Carolina (N1)	ESPN2	W, 64-62
19	#25/RV Princeton (N2)	ESPN	4 p.m. ET
25-28	NCAA Regionals (N3)	ESPN	TBD
1 & 3	NCAA Final Four (N4)	ESPN	TBD

\* denotes SEC game; ^ denotes SEC/Big 12 Challenge; & denotes ESPN Jimmy V Classic; game times are EASTERN STANDARD TIME and subject to change due to TV selection; All home games are BOLD/ALL CAPS and will be played at Memorial Coliseum unless noted; % denotes game played at Rupp Arena; N1 – SEC Tournament – Nashville, Tennessee (Bridgestone Arena); N2 – NCAA First & Second Rounds – Bloomington, Ind. (Simon Skjodt Assembly Hall); N3 – NCAA Regionals – Bridgeport, Connecticut (Webster Bank Arena); N4 – NCAA Final Four – Minneapolis, Minnesota (Target Center)



**Record:** 19-11, 8-8 SEC  
**Home:** 11-5 | **Away:** 4-6 | **Neutral:** 4-0  
**Ranking:** No. 15 (AP)/No. 22 (Coaches)  
**NCAA Seed:** 6 | **NCAA NET:** 34  
**Last Game:** W, 64-62 vs. #1 S. Carolina (3/6)  
**Head Coach:** Kyra Elzy (Tennessee, 99/01)  
**Overall:** 37-20 (.649) (2nd season)  
**at UK:** 37-20 (.649) (2nd season)



**Record:** 24-4, 14-0 IVY  
**Home:** 11-2 | **Away:** 11-2 | **Neutral:** 2-0  
**Ranking:** No. 25 (AP)/RV (Coaches)  
**NCAA Seed:** 11 | **NCAA NET:** 22  
**Last Game:** W, 77-59 vs. Columbia (3/12)  
**Head Coach:** Carla Berube (UCONN, 1997)  
**Overall:** 50-5 (.909) (2nd season)  
**at PU:** 50-5 (.909) (2nd season)

### QUICK NOTES

- Kentucky is in its 48th season with a 882-568 (.608) all-time record.
- This is Kentucky's 17th appearance in the NCAA Tournament. The Wildcats are 22-16 all-time in the tournament, including a 13-3 record in first-round games. UK has won 12 straight in the first round.
- This is the second all-time meeting between Kentucky and Princeton with three previous outings also coming in the first round of the NCAA Tournament. UK won that game 82-77 on March 23, 2019 in Raleigh.
- UK has won 10 straight games against league competition for the first time since 2011-12. UK went to the NCAA Elite Eight that season.
- The 10-game winning streak has seen wins at Bama, vs. MSU (2x), vs. VU, at Arkansas, at Mizzou, vs. AU, vs. LSU, vs. UT and SC. UK won six straight games to end the regular season for the first time since 2016. UK won five straight during the streak by 15 or more points. It is the first time UK has beat five straight SEC teams by 15 or more points in program history. This is UK's longest win streak since 18-19.
- Trends from the winning streak vs. the first 10 SEC games show UK stepping up its game on both ends. UK has a higher FG% and 3PPG%, are averaging 18 more points per game, hitting 2.5 more 3s per game, limiting teams to five fewer points per game and averaging 8 more assists per game. UK turned a -5.7 rebounding margin into a +2.7 the last 10 games and a -1.6 turnover margin to a +3.1 mark.
- Six of UK's 11 losses have come with UK not full strength, missing at least one starter in each of those games and multiple starters in 4 games. The other 5 games were against top-10 ranked teams.
- Rhyne Howard has 2,273 career points and against Missouri she became the school's second all-time leading scorer - men's and women's - passing Dan Issel. She became the 21st player in SEC history to reach 2,200 career points scored, currently ranking 17th in SEC history.
- Dre'una Edwards has been on a tear during UK's winning streak, averaging 20.5 ppg with 9.4 rpg, hitting 55.2 percent from the field. She has scored 20+ in six of the last 10 games, including a career-best 30 at Missouri and 27 points and the game-winning 3 vs. No. 1 South Carolina. UK is 10-0 this season when Dre'una scores 20+ points.
- Kyra Elzy is the first Kentucky women's basketball coach to lead her program to back-to-back NCAA Tournaments in their first two seasons.

# 2021-22 KENTUCKY WBB ROSTER

## NUMERICAL

No.	Name	Pos.	Cl.	Ht.	Hometown/High School/Previous College
00	Olivia Owens	C	R-Jr.	6-4	Albany, N.Y./Niskayuna HS/Maryland
1	Robyn Benton	G	Sr.	5-9	Conyers, Ga./Greater Atlanta Christian/Auburn
3	Jazmine Massengill	G	Sr.	6-0	Chattanooga, Tenn./Hamilton Heights/Tennessee
5	Blair Green	G	Sr.	6-0	Harlan, Ky./Harlan County HS
10	Rhyne Howard	G	Sr.	6-2	Cleveland, Tenn./Bradley Central HS
11	Jada Walker	G	Fr.	5-7	Richmond, Va./Henrico High School
12	Treasure Hunt	G	Soph.	6-2	Chattanooga, Tenn./Hamilton Heights
21	Nyah Leveretter	F	Soph.	6-3	Blythewood, S.C./Westwood HS
34	Emma King	G	Jr.	5-10	Stanford, Ky./Lincoln County HS
44	Dre'una Edwards	F	R-Jr.	6-2	Compton, Calif./Liberty HS/Utah

## ALPHABETICAL

No.	Name	Pos.	Cl.	Ht.	Hometown/High School/Previous College
1	Robyn Benton	G	Sr.	5-9	Conyers, Ga./Greater Atlanta Christian/Auburn
44	Dre'una Edwards	F	R-Jr.	6-2	Compton, Calif./Liberty HS/Utah
5	Blair Green	G	Sr.	6-0	Harlan, Ky./Harlan County HS
10	Rhyne Howard	G	Sr.	6-2	Cleveland, Tenn./Bradley Central HS
12	Treasure Hunt	G	Soph.	6-2	Chattanooga, Tenn./Hamilton Heights
34	Emma King	G	Jr.	5-10	Stanford, Ky./Lincoln County HS
21	Nyah Leveretter	F	Soph.	6-3	Blythewood, S.C./Westwood HS
3	Jazmine Massengill	G	Sr.	6-0	Chattanooga, Tenn./Hamilton Heights/Tennessee
00	Olivia Owens	C	R-Jr.	6-4	Albany, N.Y./Niskayuna HS/Maryland
11	Jada Walker	G	Fr.	5-7	Richmond, Va./Henrico High School

### Coaching Staff

**Head Coach:** Kyra Elzy (Tennessee, 1999, 2001) – 2nd season, 10th at Kentucky  
**Assoc. Head Coach:** Niya Butts (Tennessee, 2000; Tennessee Tech, 2002) – 1st season, 11th at UK  
**Assistant Coach:** Amber Smith (Kentucky, 2011) – 4th season, 11th at UK (player/support staff)  
**Assistant Coach:** Gail Goesten Kors (Saginaw Valley State, 1985) – 1st season

### Support Staff

**Assistant Athletics Director/Women's Basketball:** Amy Tilley (Kentucky, 2007)  
**Director of Player Development:** Daniel Boice (Arizona, 2014, 2016)  
**Assistant AD/Diversity, Equity and Inclusion/WBB Admin.:** Tiffany Hayden (UK, 2001; UofL, 2009)  
**Director of Recruiting:** Aisha Foy (Radford, 2016; Southeast Missouri State, 2018)  
**Recruiting Assistant:** Kylie Thompson (Kentucky, 2017; Cincinnati, 2019)  
**Coaching Video Coordinator:** DeNesha Stallworth (Kentucky, 2013)  
**Staff Support Associate:** Carrie Marshall (Kentucky, 2003)  
**Creative Director:** Kim Troxall (SCAD, 1994)  
**Academic Counselor:** Passion Richardson (Kentucky, 1997; WKU, 2014)  
**Senior Athletic Trainer:** Courtney Jones (Purdue, 2001)  
**Nutrition Coach:** Monica Fowler (Kentucky, 2010)  
**Team Physician:** Dr. Robert Hosey (Virginia Tech, 1989)  
**Strength & Conditioning Coach:** Lee Taylor (Missouri Valley College, 2008)  
**Sports Information Director:** Evan Crane (Kentucky, 2010)  
**Sports Information Director Assistant:** Sommer Thomas (Penn State, 2021)  
**Marketing Director:** Kate Stoess (Louisville, 2006)  
**Marketing Graduate Assistant:** Tasa Leoso (Oregon, 2020)  
**Equipment Manager:** TBD  
**Student Managers:** JT Orem, Dashaun Williams, Ethan Howard, Justin Heusmann, Syd Thurman, Kalvin Betz, Carter Edwards, Kenny Belcher

## BY CLASS

### Seniors (4)

Robyn Benton  
 Blair Green  
 Rhyne Howard  
 Jazmine Massengill

### Juniors (3)

Dre'una Edwards  
 Olivia Owens  
 Emma King

### Sophomores (2)

Treasure Hunt  
 Nyah Leveretter

### Freshmen (1)

Jada Walker

## BY HEIGHT

5-7	.....	Jada Walker
5-9	.....	Robyn Benton
5-10	.....	Emma King
6-0	.....	Blair Green
	.....	Jazmine Massengill
6-2	.....	Rhyne Howard
	.....	Dre'una Edwards
	.....	Treasure Hunt
6-3	.....	Nyah Leveretter
6-4	.....	Olivia Owens

## PRONUNCIATION

**DRE'UNA EDWARDS**  
 (dre-ON-a)

**RHYNE HOWARD**  
 (like RYAN)

**NYAH LEVERETTER**  
 (nigh(like high)-uh)  
 (lev-er-RETT(like wet)-tur)

# 2021-22 RADIO/TELEVISION CHART



**OLIVIA OWENS** **00**

6-4 – R-Jr. – C  
Albany, N.Y.  
(Niskayuna HS/Maryland)



**ROBYN BENTON** **1**

5-9 – Sr. – G  
Conyers, Ga.  
(Greater Atlanta Christian/Auburn)



**JAZMINE MASSENGILL** **3**

6-0 – Sr. – G  
Chattanooga, Tenn.  
(Hamilton Heights Christian/Tenn.)



**BLAIR GREEN** **5**

6-0 – Sr. – G  
Harlan County, Ky.  
(Harlan County HS)



**RHYNE HOWARD** **10**

6-2 – Sr. – G  
Cleveland, Tenn.  
(Bradley Central HS)



**JADA WALKER** **11**

5-7 – Fr. – G  
Richmond, Va.  
(Bradley Central HS)



**TREASURE HUNT** **12**

6-2 – So. – G  
Chattanooga, Tenn.  
(Hamilton Heights Christian)



**NYAH LEVERETTER** **21**

6-3 – So. – F  
Blythewood, S.C.  
(Westwood HS)



**EMMA KING** **34**

5-10 – Jr. – G  
Stanford, Ky.  
(Lincoln County HS)



**DRE'UNA EDWARDS** **44**

6-2 – R-Jr. – F  
Compton, Calif.  
(Liberty HS/Utah)



**KYRA ELZY** **IHC**

Head Coach  
(2nd season/10th overall  
at Kentucky)



**NIYA BUTTS** **AHC**

Associate Head Coach  
(11th overall season at  
Kentucky)




**AMBER SMITH** **AC**

Assistant Coach  
(11th overall season at  
Kentucky)



**GAIL GOESTENKORS** **AC**

Assistant Coach  
(1st season at Kentucky)



**AMY TILLEY** **AAD**

Asst. AD/Director of Ops.  
(12th overall at UK)



**OLIVIA OWENS · 6-4 · RS-JUNIOR · CENTER · ALBANY, N.Y.**

- Had seven points and eight rebounds against USC Upstate in 20 minutes. Added a steal and a block against the Spartans. Played key 14 mins. vs. SC.
- Strong 16 minutes against WVU with seven points and four rebounds, going 3-of-4 from the field.
- Played in 25 games with five starts, averaging 4.4 points and 2.8 rebounds per game last season.
- Scored 10 or more points twice during the 2020-21 season and led UK in rebounds three times and in blocks twice.
- Transferred to UK after two seasons at Maryland where she sat out her sophomore season due to medical issues. Played 16 games as a freshman.



**ROBYN BENTON · 5-9 · SENIOR · GUARD · CONYERS, GA.**

- Hit a season-high four 3s against Tennessee in the SEC Tournament, scoring 16 points with two rebounds and an assist. Hit a 3 vs. SC in title game.
- Played a huge 27 minutes against LSU with 11 points, going 4-of-8 from the field and 1-of-2 from 3. Added two blocks and two steals vs. LSU.
- Came off the bench to play a huge role in UK's win at Arkansas, scoring 11 points and hitting two 3s. Had 12 points vs. MSU in SEC Tournament.
- Missed most of the Florida game and all of the Ole Miss, Auburn, Vandy, LSU and TAMU games due to an ankle injury. Returned vs. S. Carolina (2/10).
- Has scored 10+ in 13 games this season. Scored 22 points against DePaul on 11-of-15 shooting with seven rebounds and four steals.



**JAZMINE MASSENGILL · 6-0 · SENIOR · GUARD · CHATTANOOGA TENN.**

- Against TENN in the SEC Tournament, she scored eight points with five assists and two steals, adding three rebounds. Seven points, 6 asts. vs. SC.
- Played great against MSU in the SEC Tournament with 12 points, seven assists and six rebounds. Had 10 assists vs. Auburn. Had 8 asts. vs. LSU.
- Missed the LSU game but returned vs. Texas A&M with 11 points, four rebounds and five assists. Had nine assists and 10 points vs. Vandy.
- Has scored 10 or more points in eight games this season, including a season-high tying 13 points at Tennessee. Has had 5+ assists 15 times.
- Had 11 points with four assists against Auburn. Went 1-of-2 from long range in the game with the 3 coming at a big time for UK in the fourth quarter.



**BLAIR GREEN · 6-0 · SENIOR · GUARD · HARLAN COUNTY, KY.**

- Will miss the 2021-22 season after sustaining a ruptured Achilles in UK's closed scrimmage vs. ECU in late October.
- Played in 27 games with 18 starts last season for the Wildcats, averaging 6.0 points per game.
- Hit 33 percent from long range (21-of-63) and scored 10 or more points seven times, 15 or more points three times and had one 20-point game.



**RHYNE HOWARD · 6-2 · SENIOR · GUARD · CLEVELAND, TENN.**

- Scored 24 points against Tennessee in the SEC Semifinals, adding two 3s, nine rebounds, seven assists and a block. Had 18 vs. SC in title game.
- Brilliant in the quarterfinals vs. LSU with 32 points, adding three rebounds, three assists and two blocks. Went 6-of-8 from 3 in the game.
- Amazing performance on Rhyme Howard Day, scoring 32 points, which was most every by a senior on Senior Day. School-record 8 3s in the game.
- Scored 29 points at Arkansas, going 5-of-10 from 3 with 10 rebounds, two assists and two blocks. Also had 29 at Auburn. Has 10 double-doubles.
- Brilliant vs. UGA, scoring 30 points (17 in the 4Q). Scored UK's final 10 points, including 13 of UK's last 17 points. Was 5-of-5 from FT with 3 steals.
- Has scored 2,273 career points, which ranks second most all-time in school history - MBB and WBB. To see her other career standings go to page 13.



**JADA WALKER · 5-7 · FRESHMAN · GUARD · RICHMOND, VA.**

- Amazing game vs. Tennessee in the SEC Tournament with 16 points, adding two 3s with two assists and one steal.
- Brilliant in the SEC Tournament vs. Miss. State, scoring a game-high 21 points with eight rebounds, two assists. Went 7-12 FG, 6-6 FT line.
- Had 17 points with five rebounds and went 3-of-3 from long range against MSU. Had 11 points and hit three 3s against Vandy. Named SEC FOW.
- Scored 21 points and had a career day at LSU, going 4-of-5 from long range with seven made field goals in the game.
- Scored 15 points against Georgia, hitting a then career-best three 3s in the game with two steals and an assist. Has scored 10+ in 16 games.



**TREASURE HUNT · 6-1 · SOPHOMORE · GUARD · CHATTANOOGA TENN.**

- Hit multiple 3s in back-to-back games for the first time this season when she hit three against Tennessee. Had 11 points and four rebounds.
- Had a great game against LSU in the quarterfinals scoring 13 points with seven rebounds and three assists. Went 2-of-6 from 3 with a block.
- Missed the Vanderbilt game due to injury but returned for Kentucky at LSU, playing 22 minutes. Has hit a 3 in each of her last five games.
- Being asked to play more inside this season and went 4-of-7 vs. UGA with three rebounds, three assists and a block. Had 10 points against SC.
- Great start to the season with a career-high 18 points, adding nine rebounds and career-high five assists. Had career-high 10 boards vs. UNA.



**NYAH LEVERETTER · 6-3 · SOPHOMORE · FORWARD · BLYTHEWOOD, S.C.**

- Had a career game at Alabama with eight points, seven rebounds, three steals and one block. Had three points and five rebounds at Arkansas.
- First career start at Vanderbilt with 7 points, five rebounds and career-high six blocks. Was 3-of-3 from the field with a steal.
- Played 27 minutes against Auburn with two points, three rebounds and two blocks. Her defense was huge for UK in the game.
- Played seven minutes against UGA with a steal and provided UK good post defense in her limited minutes.
- Missed the first five games of the season due to a non-COVID illness. Played eight minutes vs. WVU with four rebounds.



**EMMA KING · 5-10 · JUNIOR · GUARD · STANFORD, KY.**

- Career-high 34 minutes against LSU with seven points and a 3-pointer. Hit a big basket as time expired in the third quarter vs. Arkansas.
- Played 28 minutes against Auburn, setting career highs in field-goals made with five, points with 10 and assists with three.
- Played 17 minutes against Ole Miss, going 2-of-2 from the field with five points, one rebound, one assist and one steal.
- Scored 7 points with 2 assists, going 3-of-5 from the field. Three FGs made were career high. Had two blocks vs. UNA, which was a career-high.
- Made her first career start in 20-21 season opener against Murray State, playing for 16 minutes, with three assists, one rebound and one steal.



**DRE'UNA EDWARDS · 6-2 · REDSHIRT-JUNIOR · FORWARD · COMPTON, CALIF.**

- In SEC Title game, she scored 27 points with nine rebounds, adding three 3s, including the game-winning 3 with seconds left. Hit three 3s vs. SC.
- 30 points with 10 rebounds against Missouri, going 14-of-19 from the field with two blocks. Double-doubles vs. MSU and LSU in SEC Tournament.
- Scored 25 points vs. Auburn with seven rebounds, three assists and two steals vs. AU. Has 20+ in 10 games and UK is 10-0 in those games.
- Three straight 20+ point games with 24 at Alabama, 23 points and 10 rebounds vs. Miss. State and 20 points with 7 boards against Vanderbilt.
- Missed the Florida, Ole Miss, Auburn and Vandy games due to a disciplinary matter but returned at LSU with 10 points and eight rebounds.

**NATIONAL POLLS**

**THE ASSOCIATED PRESS TOP 25**

1	<b>South Carolina(20)</b>	29-2
2	Stanford(9)	28-3
3	NC State(1)	29-3
4	<b>Louisville</b>	25-4
5	UConn	25-5
6	Texas	26-6
7	Baylor	27-6
8	Iowa	23-7
9	<b>LSU</b>	25-5
10	Iowa State	26-6
11	<b>Indiana</b>	22-8
12	Michigan	22-6
13	Maryland	21-8
14	Ohio State	23-6
15	<b>Kentucky</b>	19-11
16	Virginia Tech	23-9
17	North Carolina	23-6
18	<b>Tennessee</b>	23-8
19	Arizona	20-7
20	BYU	26-3
21	Notre Dame	22-8
22	Oklahoma	24-8
23	Florida Gulf Coast	29-2
24	UCF	25-3
25	<b>Princeton</b>	24-4

Other UK opps receiving votes: **Ole Miss 20, Georgia 4, Florida 2**

**USA TODAY/COACHES PRESEASON TOP 25**

1	<b>South Carolina(27)</b>	29-2
2	Stanford(4)	28-3
3	NC State	29-3
4	<b>Louisville</b>	25-4
5	Baylor	27-6
6	UConn	25-5
7	Texas	26-6
8	Iowa State	26-6
9	<b>LSU</b>	25-5
10	Iowa	23-7
11	<b>Indiana</b>	22-8
12	Michigan	22-6
13	Maryland	21-8
14	BYU	26-3
15	Ohio State	23-6
16	Arizona	20-7
17	<b>Tennessee</b>	23-8
18	North Carolina	23-6
19	Oklahoma	24-8
20	Florida Gulf Coast	29-2
21	Notre Dame	22-8
22	<b>Kentucky</b>	19-11
23	Virginia Tech	23-9
24	UCF	25-3
25	<b>Georgia</b>	20-9

Other UK opps receiving votes: **Ole Miss 9, Princeton 9**

**WEEK-BY-WEEK**

DATE	AP	COACHES
Preseason	13	13
Nov. 16	19	n/a
Nov. 23	20	17
Nov. 30	16	18
Dec. 7	14	14
Dec. 14	19	19
Dec. 21	22	21
Dec. 28	20	20
Jan. 4	21	20
Jan. 11	19	20
Jan. 18	23	22
Jan. 25	NR	RV
Feb. 1	NR	NR
Feb. 8	NR	NR
Feb. 15	NR	NR
Feb. 22	NR	NR
March 2	NR	NR
March 9	16	22
March 15	15	22

**BY THE BIG BLUE NUMBERS**

career points for Rhyne Howard, ranking 2nd all-time at UK

2,273

wins in Kentucky Women's Basketball history

882

number of wins for Kentucky inside Memorial Coliseum

481

blocks this season, which ranks second most in a season in program history

189

percent graduation rate for four-year players under Coach Elzy at Kentucky

100

years of collegiate coaching experience as a full-time assistant or head coach for Elzy, Butts, Goestenkors and Smith combined

77

wins by Kyra Elzy as head coach of the Kentucky Wildcats

37

straight semesters with a overall team GPA above a 3.0

17

turnovers per game in 2020-21 which was top-25 nationally in fewest turnovers

12.6

straight seasons ranking top 25 in national attendance

11

NCAA Tournament appearances since 2009-10 season

11

Kyra Elzy is the eighth head coach in Kentucky WBB history.

8

**KENTUCKY'S RECORD WHEN ...**

	ALL	SEC
Leading or tied at halftime	16-3	6-2
Trailing at halftime	3-8	2-6
Shoot 50 percent or higher	7-1	2-1
Shoot 60 percent or higher	0-0	0-0
Shoot less than 50 percent	12-10	6-7
Shoot higher percentage than opp.	15-4	5-4
Shoot lower percentage than opp	4-7	3-4
Opp. shoot worse than 50 percent	19-8	8-7
Opp. shoot 50 percent or higher	0-3	0-1
Opp. shoot 60 percent or higher	0-0	0-0
Score less than 60 points	0-7	0-6
Score 60 or more points	19-4	8-2
Score 70 or more points	14-1	5-0
Score 80 or more points	10-1	3-0
Score 90 or more points	4-0	1-0
Score 100 or more points	0-0	0-0
Opp. score 30 or less points	0-0	0-0
Opp. score 40 or less points	0-0	0-0
Opp. score 50 or less points	2-0	0-0
Opp. score 60 or less points	8-1	1-1
Opp. score 70 or less points	16-5	6-3
Opp. score 80 or less points	19-8	8-7
Opp. score 60 or more points	11-11	6-7
Opp. score 70 or more points	3-7	2-6
Opp. score 80 or more points	0-3	0-1
Opp. score 90 or more points	0-1	0-0
Outrebound or same as opponent	13-5	5-4
Outrebounded by opponent	5-7	3-4
Commit fewer turnovers than opp.	16-4	7-2
Commit same turnovers as opp.	1-0	1-0
Commit more turnovers than opp.	2-7	0-6
Commit single digit turnovers	5-0	3-0
Force 20 or more turnovers	5-2	0-1
Force 25 or more turnovers	0-0	0-0
Make 6 or more 3-pointers	14-2	6-2
Make 5 or fewer 3-pointers	5-7	2-4
Opp. make 6 or more 3-pointers	8-6	3-4
Opp. make 5 or fewer 3-pointers	11-5	5-4
Game decided by 10 pts or less:	6-7	4-5
Game decided by 1-5 pts:	3-0	2-0
Game decided by 6-10 pts:	3-7	2-5
Game decided by 11-15 pts:	3-0	2-0
Game decided by 16+ pts:	10-4	2-3
Overtime games:	1-0	0-0
Televised games:	18-11	8-8
SEC Network+	12-1	5-1
ESPN	1-0	0-0
ESPN2	0-1	0-1
ESPN	1-5	0-3
SEC Network	5-4	3-3
Games vs. AP ranked opponents:	4-6	1-4
Games vs. AP Top 10	2-5	0-3
Games following a loss:	4-7	2-6
Games following a win:	14-4	6-2
More points in the paint than opp.:	11-1	3-1
Fewer points in the paint than opp.:	5-7	3-6
Same points in the paint than opp.:	2-1	2-1
More points off turnovers:	16-3	7-3
Fewer points off turnovers:	2-7	0-4
Same points off turnovers:	1-1	1-1
More bench points than opp.:	13-3	6-2
Fewer bench points than opp.:	6-6	2-4
Same bench points as opp.:	0-2	0-2
More 2nd-chance points than opp.:	14-2	6-2
Fewer 2nd-chance points than opp.:	5-8	2-5
Same 2nd-chance points as opp.:	0-0	0-0
One UK player scores 10+:	1-2	1-2
Two UK players score 10+:	2-2	1-2
Three UK players score 10+:	6-5	5-3
Four UK players score 10+:	8-2	1-1
Five UK players score 10+:	2-0	0-0
Six UK players score 10+:	0-0	0-0
Seven UK players score 10+:	0-0	0-0
Eight UK players score 10+:	0-0	0-0
On Monday:	0-0	0-0
On Tuesday:	3-0	2-0
On Wednesday:	1-0	0-0
On Thursday:	5-4	3-3
On Friday:	1-0	0-0
On Saturday:	2-0	0-0
On Sunday:	7-6	3-4
In November:	4-1	0-0
In December:	3-2	0-0
In January:	2-5	2-5
In February:	6-2	6-2
In March:	4-0	0-0
In April:	0-0	0-0

**GAME NOTES**

**SERIES HISTORY VS. PRINCETON**

- This is the second all-time meeting between Princeton and Kentucky in women's basketball. The Wildcats won the previous meeting, which was also played in the first round of the NCAA Tournament. That game was on March 23, 2019 in Raleigh, N.C. Kentucky was a 6 seed and Princeton a 11 seed that year as well. UK won in come-from-behind fashion, 82-77.

**KENTUCKY IN THE NCAA TOURNAMENT**

- As the automatic qualifier from the SEC, UK was seeded 6th in the Bridgeport Region of the NCAA Tournament and will make its 11th appearance in the last 12 NCAA Tournaments.
- The Wildcats earned a No. 6 seed in the event, marking the third time the Wildcats have been a No. 6 seed in the NCAA Tournament. UK is 2-2 all-time as a sixth seed. UK was last a six seed in 2019 when they defeated Princeton in the first round in Raleigh, N.C., before falling to No. 3 seed NC State.
- Kentucky is 22-16 all-time in the NCAA Tournament, making its second straight appearance in the second season under head coach Kyra Elzy. Elzy becomes the first UK women's basketball head coach to take the Wildcats to the NCAA Tournament in each of her first two seasons at the helm. This is UK's third straight appearance overall.
- The best finishes for UK came in 2013, 2012, 2010 and 1982 when the Wildcats fell one win shy of the Final Four. This is Kentucky's 17th all-time appearance in the NCAA Tournament and first since falling in the second round to Iowa last season.
- The Wildcats are 13-3 all-time in first-round games and have won 12 straight.
- Kentucky was one of seven SEC teams to be awarded a bid to the NCAA Tournament on Sunday evening. South Carolina is the overall No. 1 seed in the Greensboro Regional. LSU, Tennessee, Ole Miss, Georgia and Arkansas are also going to the Big Dance.

**10-GAME WINNING STREAK FOR KENTUCKY**

- Kentucky enters the NCAA Tournament as one of the hottest teams in the nation.
- The turnaround for Kentucky overall has been amazing. The Wildcats sat 9-11 overall and 2-8 in the SEC on Feb. 10. A month later, the Wildcats will enter the NCAA Tournament 19-11 overall, 8-8 in the SEC and with a conference tournament title.
- The 10-game winning streak is the most for Kentucky under Elzy. All 10 wins were against league foes, marking only the second time in program history the Wildcats have achieved that feat. During that stretch, five straight games were won by 15 or more points, marking the first time in program history UK has done that.

**FIRST 10 SEC GAMES VS. LAST 10 GAMES**

Stat	First 10 SEC Games	Last 10 Games
FG%	38.8%	43.8%
3PFG%	28.6%	38.2%
FT%	69.9%	77.2%
3PFG/game	4.8	7.3
Total Offense	60.9	77.1
Total Defense	70.4	64.8
Assists/game	10.5	18.2
Rebounds/game	35.3	39.2
Rebounding Margin	-5.7	+2.7
Turnover Margin	-1.6	+3.1

**2022 SEC TOURNAMENT CHAMPS!**

- Forty years in the making! For the first time since 1982 the Kentucky Wildcats are SEC Tournament Champions. The Wildcats claimed the title with one of the toughest stretch of games in program history, ending with an upset of No. 1 South Carolina. It was only the second time in program history the Wildcats have defeated the No. 1 team in the nation and the first since taking down No. 1 Tennessee at Rupp Arena in 2006.
- It was a memorable run to the title for Kentucky, defeating Mississippi State, No. 6 LSU, No. 18 Tennessee and No. 1 South Carolina. Kentucky was the second lowest seed ever to win the SEC Tournament and was the only No. 7 seed in any power five conference tournament to defeat the No. 1, 2, and 3 seeds to earn the conference tournament title.
- Elzy became the fifth coach in league history to win the SEC Tournament in her first two seasons at the helm of the program, joining Joe Ciampi (Auburn), Jim Foster (Vanderbilt),

Melanie Balcomb (Vanderbilt) and Holly Warlick (Tennessee).

- Kentucky trailed South Carolina by 15 in the third quarter. UK held SC scoreless for the final 5:04 of the game and ended the game on a 11-0 run. The comeback was the second 15+ point second-half comeback for UK during the winning streak.

**HISTORIC NIGHT IN COMO**

- Winning its fifth straight game, Kentucky had a historic night in Columbia vs. Mizzou on 2/24.
- On top of Rhyne Howard becoming the second all-time leading scorer in Kentucky Basketball history - men's or women's - the Wildcats had several other accomplishments.
- Kentucky led by 17 in the first half, before the second and third quarters were played in the single digits with Mizzou having multiple chances to take the lead. Edwards scored a career-high 30 points with 10 rebounds, while Howard scored 19 points with 12 rebounds, four assists and four steals. UK won the rebounding battle by 5 and had only eight turnovers. UK's 40 points in the paint was its most in league play since the SEC opener vs. UGA.
- Howard and Edwards each had double-doubles, marking the first time UK players have recorded consecutive double-doubles since Victoria Dunlap and Eleia Roddy accomplished the feat in 2008-09.

**CATS DOMINATE ARKANSAS, WIN FOURTH STRAIGHT**

- In what was one of the best all-around games UK has played, the Wildcats went down to Fayetteville on Feb. 20 in front of a record crowd and dominated for a 78-55 victory.
- Kentucky hit 10 3s in the game. It was Kentucky's largest rebounding margin in an SEC road game (+11) since Feb. 20, 2020 at Ole Miss (+14).
- UK had 24 second-chance points, which is its third most all year and most in a league game this season. Kentucky's 22 points off turnovers was its most in a league game at the time. UK also had 22 points off turnovers at Mizzou.
- It was the first time Kentucky has won a SEC game by 20+ points since defeating Tennessee 86-65 in the SEC Tournament on March 6, 2020.
- Kentucky had two players record a double-double in an SEC road game for the first time since Jan. 19, 2017 at LSU (Evelyn Akhator and Taylor Murray).

**RHYNE HOWARD ALL-SEC FIRST TEAM; WALKER SEC ALL-FRESHMAN TEAM**

- Rhyne Howard and Jada Walker were named All-SEC performers.
- Howard was named to the All-SEC First Team for the fourth straight season, becoming the second player in the last 14 years to earn four first-team honors. South Carolina's A'ja Wilson accomplished the feat from 20015-2018 and at that time was the first player to do that since Georgia's Tasha Humphrey (2005-08). Howard is the only player in Kentucky women's basketball history to accomplish the feat and is the fourth in men's and women's history combined, joining Jack Tingle, Wah Wah Jones and Ralph Beard. On top of the four All-SEC First-Team honors, she will end her career a two-time SEC Player of the Year, SEC Freshman of the Year and a one-time SEC All-Freshman and SEC All-Defensive Team honoree.
- This is the first All-SEC honor for Walker as she becomes the first UK player since Blair Green and Howard in 2019 to earn freshman team honors. She is the 18th player in program history to earn SEC All-Freshman Team honors.

**RHYNE HOWARD NAMED SEC PLAYER OF THE WEEK (2/28)**

- After breaking multiple school records and scoring the most points by a Wildcat senior on Senior Day in school history, superstar Rhyne Howard has been named the Southeastern Conference Player of the Week, the league office announced Monday.
- This is the sixth SEC Player of the Week honor for Howard, who earned the honor four times her sophomore season and once her junior season. Howard is second in program history in SEC Player of the Week honors. The guard was SEC Freshman of the Week a league-record eight times in 2018-19.
- Kentucky celebrated Rhyne Howard Day on Sunday vs. Auburn as the guard played her final game inside Memorial Coliseum and went out in style. Howard scored 32 points in the game, which is the most points ever by a Kentucky senior on Senior Day. The performance moved Howard into the top-25 all-time in scoring in the SEC, currently placing 24th with 2,185 points. Howard hit eight 3s in the game, which was a new school record for 3s made in a game. She had six 3s in the first half, which was a new school record for 3s in half. The eight makes from long range gave Howard 272 career 3s, which makes her the school's career record holder in 3s made. Her 32 points were a season high and the performance gave her the second-most 30-point games in school history with nine. Started the week with 19 points and a season-best 12 rebounds at Mizzou, adding four assists and four steals against MU as the Wildcats claimed back-to-back road wins in the SEC by 15+ points for the first time since 2016. The double-double against Missouri was her team-leading 10th of the season.

**KENTUCKY UNDER COACH ELZY**

(2021-Present)	Total
Home Games.....	22-7
Memorial Coliseum.....	20-5
Rupp Arena.....	2-2
Road Games.....	9-11
Neutral Sites.....	4-2
SEC Games:.....	17-14
Home.....	9-6
Road.....	8-8
Regular season, non-conference.....	14-4
Home.....	13-1
Road.....	1-3
Neutral.....	0-0
vs. ranked teams in non-conference.....	2-2
SEC Tournament.....	5-1
NCAA Tournament.....	1-1
Leading or tied at halftime.....	31-7
Trailing at halftime.....	5-13
Shoot 50 percent or higher.....	13-1
Shoot less than 50 percent.....	24-19
Shoot higher percentage than opp.....	26-4
Shoot lower percentage than opp.....	11-16
Shooting same percentage as opp.....	0-0
Opp. shoots worse than 50 percent.....	35-15
Opp. shoots 50 percent or higher.....	1-5
Score fewer than 60 points.....	0-9
Score 60 or more points.....	37-10
Score 70 or more points.....	30-4
Score 80 or more points.....	17-2
Score 90 or more points.....	6-0
Score 100 or more points.....	0-0
Opp. scores 30 or fewer points.....	0-0
Opp. scores 40 or fewer points.....	1-0
Opp. scores 50 or fewer points.....	6-0
Opp. scores 60 or fewer points.....	19-1
Opp. scores 70 or fewer points.....	30-5
Opp. scores 80 or fewer points.....	37-14
Opp. scores 90 or more points.....	21-19
Opp. scores 70 or more points.....	8-16
Opp. scores 80 or more points.....	2-5
Opp. scores 90 or more points.....	0-1
Outrebounds or same as opponent.....	24-7
Outrebounded by opponent.....	13-13
Commits fewer turnovers than opp.....	26-9
Commits same turnovers as opp.....	1-0
Commits more turnovers than opp.....	10-11
Force 30 or more turnovers.....	2-0
Makes 6 or more 3-pointers.....	29-7
Makes 5 or fewer 3-pointers.....	9-13
Game decided by 10 pts or fewer:.....	14-10
Game decided by 1-5 pts:.....	7-3
Game decided by 6-10 pts:.....	7-7
Game decided by 11-15 pts:.....	6-3
Game decided by 16+ pts:.....	16-7
Overtime games.....	1-0
Televised games.....	37-19
Games vs. ranked opponents.....	9-12
Games vs. top 10 ranked opponents.....	2-8
Games following a loss.....	11-8
Games following a win.....	24-12
More points in the paint than opp.....	19-1
Fewer points in the paint than opp.....	15-18
Same points in the paint than opp.....	3-1
More bench points than opp.....	27-9
Fewer bench points than opp.....	8-8
Same bench points as opp.....	2-2
More 2nd-chance points than opp.....	21-8
Fewer 2nd-chance points than opp.....	14-12
Same 2nd-chance points as opp.....	2-0
On Monday.....	2-0
On Tuesday.....	2-1
On Wednesday.....	3-1
On Thursday.....	12-6
On Friday.....	1-1
On Saturday.....	3-0
On Sunday.....	14-11
In November.....	6-1
In December.....	8-3
In January.....	8-9
In February.....	9-5
In March.....	6-2
In April.....	0-0

**SEC STANDINGS (FINAL)**

Team	SEC	Pct.	All
#South Carolina	15-1	.937	29-2
LSU	13-3	.812	5-5
Tennessee	11-5	.687	23-8
Ole Miss	10-6	.625	23-8
Florida	10-6	.625	21-10
Georgia	9-7	.562	20-9
Kentucky <sup>^</sup>	8-8	.500	19-11
Missouri	7-9	.437	18-12
Arkansas	7-9	.437	18-13
Alabama	6-10	.375	17-13
Mississippi State	6-10	.375	15-14
Texas A&M	4-12	.250	14-15
Vanderbilt	4-12	.250	14-18
Auburn	2-14	.125	10-18

# - Regular season champions; ^ - Tournament champions

**CAREER DOUBLE-DOUBLES**

**RHYNE HOWARD: 27 CAREER (10 SEASON)**

2021-22 (10)  
 20 points, 10 rebounds vs. N. Alabama, 11-11-21  
 22 pts, 10 rebs, 10 assists vs. Winthrop, 11-21-21\*\*\*  
 17 points, 10 rebounds vs. Florida, 1-20-22  
 24 points, 10 rebounds vs. Ole Miss, 1-23-22  
 25 points, 10 rebounds at Vanderbilt, 1-27-22  
 23 points, 12 rebounds at LSU, 1-30-22  
 19 points, 10 rebounds vs. Texas A&M, 2-6-22  
 16 points, 11 rebounds vs. Miss. State, 2-15-22  
 29 points, 10 rebounds at Arkansas, 2-20-22  
 19 points, 12 rebounds at Mizzou, 2-24-22  
 2020-21 (6)  
 18 points, 12 rebounds at DePaul, 12-16-20  
 24 points, 10 rebounds vs. Arkansas, 12-31-20  
 33 points, 10 rebounds at Miss. State, 1-3-21  
 22 points, 10 rebounds vs. Missouri, 1-31-21  
 26 points, 10 rebounds at Ole Miss, 2-4-21  
 21 points, 16 rebounds vs. Ole Miss, 2-28-21  
 2019-20 (6)  
 14 points, 11 rebounds vs. Mount St. Mary's, 11-5-19  
 13 points, 11 rebounds at Virginia, 11-16-19  
 22 points, 11 rebounds vs. Texas A&M, 1-17-20  
 26 points, 12 rebounds at LSU, 1-19-20  
 26 points, 10 rebounds vs. Miss. State, 2-16-20  
 24 points, 11 rebounds vs. South Carolina, 2-23-20  
 2018-19 (5)  
 25 points, 12 rebounds vs. North Carolina, 11-24-18  
 17 points, 10 rebounds vs. Morehead State, 11-28-18  
 25 points, 10 rebounds at Louisville, 12-09-18  
 20 points, 11 rebounds vs. Ole Miss, 1-13-19  
 18 points, 14 rebounds vs. Arkansas, 2-17-19

**DRE'UNA EDWARDS: 22 CAREER (11 SEASON)**

2021-22 (11)  
 22 points, 11 rebounds vs. La Salle, 11-27-21  
 19 points, 10 rebounds vs. WVU, 12-1-21  
 17 points, 11 rebounds vs. Merrimack, 12-5-21  
 14 points, 14 rebounds vs. UofL, 12-12-21  
 11 points, 12 rebounds vs. USC Upstate, 12-19-21  
 10 points, 10 rebounds vs. Texas A&M, 2-6-22  
 23 points, 10 rebounds vs. Miss. State, 2-15-22  
 29 points, 10 rebounds at Arkansas, 2-20-22  
 30 points, 10 rebounds at Mizzou, 2-24-22  
 18 points, 14 rebounds vs. Miss. State, 3-3-2022  
 13 points, 10 rebounds vs. LSU, 3-4-2022  
 2020-21 (4)  
 27 points, 15 rebounds vs. Belmont, 11-29-20  
 16 points, 12 rebounds at Kansas State, 12-3-20  
 14 points, 10 rebounds vs. Indiana, 12-6-20  
 18 points, 11 rebounds at DePaul, 12-16-20  
 2018-19 (7) at Utah

\*\*\* denotes triple-double

**JADA WALKER NAMED SEC FRESHMAN OF THE WEEK (2/21)**

- Walker helped lead a historic Kentucky comeback against Mississippi State, scoring 17 points with five rebounds and one steal. The rookie was a perfect 3-for-3 from long range against the Bulldogs and was 6-of-11 from the field overall. She followed that with 11 points, three rebounds, three assists and two steals against Vanderbilt. Again she was on target from long range, hitting three 3-pointers. It marked the first time all season she has hit three 3s in consecutive games. In Kentucky's impressive win at Arkansas, Walker scored seven points with three rebounds, two steals and one assist. She hit a 3 against the Razorbacks and was 3-for-4 overall from the field. Her 3-point shooting on the week helped Kentucky hit seven or more 3s as a team in three straight games for the first time this season in league play.
- The guard has been a star this season, playing in all 30 games with 21 starts, averaging 27 minutes per game. She has impacted games on both ends of the floor, scoring 10 or more points in 16 games, while her on-ball defense has helped the Wildcats tremendously. Walker is averaging 10.4 points per game this season, hitting 41 percent from the field and 36 percent from long range. She has hit a 3 in 18 games, including three or more in four games. Walker ranks third on the team this season in assists with 61 and is second in steals with 41.
- Walker's best games have come against some of the best teams as she scored 16 points with two steals at top-10 ranked Indiana and followed that with 13 points, four rebounds and a steal against West Virginia. The guard was impressive against DePaul, scoring 19 points with two steals, while she had 15 points and hit three 3s against top-20 ranked Georgia. Her season-high performance came at top-15 ranked LSU, scoring 21 points, going 4-of-5 from 3 and 3-of-3 from the free-throw line with three assists and two steals. She also had 21 points in Kentucky's SEC Tournament opener vs. Miss. State with 21 points and eight rebounds.

**COMEBACK CATS STRIKE VS. MISSISSIPPI STATE**

- Kentucky used the 11th-largest comeback in school history to earn a key victory over Mississippi State, 81-74, on Feb. 15.
- The Wildcats trailed 72-57 with just over seven minutes to go before ending the game on a 24-2 run thanks in that to a 16-0 run to take the lead. UK went up one with just over two minutes to go before allowing a layup to briefly give the Bulldogs back the lead. UK then ended the game on a 8-0 run to seal the victory.
- The comeback was UK's largest comeback since trailing Indiana by 14 on Dec. 6, 2020. It was Kentucky's largest comeback in the final 10 minutes of a game since it trailed Louisville by 16 with 6:44 to go in December, 2014.
- It was the first time UK has scored 80+ points in a game since 84 vs. Georgia to start conference play on Jan. 6. UK scored 20+ points in multiple quarters in the game since its win at Auburn on Jan. 25. The Wildcats outrebounded Mississippi State by 15, which was UK's largest rebounding margin in league play and the most since it had a +15 margin vs. West Virginia. Kentucky's 23 assists were its most in league play this season and the most since it had 30 against Merrimack on Dec. 5. UK's 24 free-throws attempted was its most in a league game this season and second most in a game overall this year. UK's percentage of 92 percent was its best in a game this season.
- UK had 30 paint points to 32 by MSU, marking the first time this season UK has won a game when its opponent outscored the Wildcats in the paint. Kentucky's 21 second-chance points was its most in a SEC game this season and most since it had 21 against WVU in December. Kentucky's seven 3s made tied its most in a league game this season. UK also had seven against Auburn, South Carolina and LSU.

**THE BIG DAWG AND CO. ARE BACK!**

- Dre'una Edwards has put Kentucky on her back during the winning streak, powering Kentucky to 10 wins and a SEC Tournament Championship. Edwards started with 24 points, seven rebounds and three steals against Alabama before 23 points with 10 rebounds, three assists, three blocks and two steals against Mississippi State. She had 20 points and seven rebounds against Vanderbilt, adding three assists, two steals and a block. She had 17 points and 13 rebounds at Arkansas, adding a team-high three assists. Her best game yet was vs. Mizzou with 30 points and 10 rebounds. She followed with 25 points and seven rebounds against Auburn, adding three assists and two steals.
- Her most clutch performance came vs. No. 1 South Carolina in the title game, scoring 27 points with nine rebounds, hitting the game-winning 3 with 4.4 seconds left.
- Kentucky is 10-0 this season when Edwards scored 20 or more points.
- Edwards said after the Mississippi State game that Kentucky was not the same team today it was earlier in the season: "It's not about the team that we were in December or January. It's about the team we are in February and March. We're back at it and we're ready to work. I just feel like we got nothing to lose. So, we just go out there and we fight. We're dawgs now, it's way different. It's just a better mentality overall."



## EDWARDS, BENCH POWERS CATS BACK TO WIN COLUMN

- With Rhyn Howard playing but still nursing a strained thumb she sustained against South Carolina, someone had to step up to get Kentucky back to the win column at Alabama. Dre'una Edwards did her best offensively, scoring 24 points - 16 in the second half - and sophomore Nyah Leveretter provided the spark with eight points, seven rebounds, three steals and a block. For Leveretter, it was a career-high point and steal output.
- Howard still made an impact on the game with nine points and nine rebounds, adding three blocks and a key steal with seconds remaining. She then hit two free throws to seal the win.
- The Kentucky bench scored 39 points in the game, which was UK's highest bench point total on the season. It was the biggest bench point total for UK since 41 vs. Ole Miss (2/20/20).
- Although UK shot worst from the field, the Wildcats forced 18 turnovers and scored 18 points off those miscues. UK also had 16 offensive boards and had 17 second-chance points. All nine Wildcats on the roster scored in the game for the first time this season.

## HOWARD EARNS HISTORIC ALL-AMERICA HONORS

- Rhyn Howard was tabbed a first-team All-America honoree by the AP and USBWA this week. The honors make Howard the first UK player to earn three AA honors from multiple organizations in program history. Valerie Still had three from Street and Smith's.
- Howard's AP honor this year was her third straight, joining elite company as she was one of nine players ever to claim that honor. The others are Oregon's Sabrina Ionescu, South Carolina's A'ja Wilson, Baylor's Brittney Griner, Tennessee's Chamique Holdsclaw, Duke's Alana Beard, Oklahoma's Courtney Paris and UConn's Breanna Stewart and Maya Moore.

## MISS 2,000! RHYNE HOWARD JOINS ELITE COMPANY

- Dan Issel. Valerie Still. Rhyn Howard. The only three Wildcats to score 2,000 career points in 100 games or less. That is the elite company that the senior guard joined on Jan. 27.
- Howard scored 25 points against the Commodores to record her 2,000th point. She went 8-of-17 from the field, 4-of-8 from 3 and 5-of-5 from the free-throw line. She added 10 rebounds and five steals with one assist and two blocks.
- Howard ranks second in Kentucky WBB history in points scored (2,273) with the top spot - Valerie Still, 2,763 - more than likely out of reach. Against Missouri, Howard passed Dan Issel for second all-time in Kentucky history - men's and women's.
- Her 32 points against Auburn on Rhyn Howard Day helped her crack into the Top 25 career scoring list in SEC history, currently in 17th place. At the SEC Tournament, she became the 21st player in SEC history to reach 2,200 career points scored.
- Howard ranks high nationally in several categories, including 15th nationally in points per game and 13th nationally in total points. Howard ranks first in the Southeastern Conference in points per game.
- Howard during Kentucky's 10-game winning streak:
  - at Alabama (2/13): 9 points, 9 rebounds, 3 blocks, 1 steal, 1 assist
  - vs. Miss. State (2/15): 16 points, 11 rebounds, 3 3PTFG, 6 assists, 2 steals, 2 blocks
  - vs. Vanderbilt (2/17): 17 points, 4 rebounds, 3 3PTFG, 3 assists, 2 steals
  - at Arkansas (2/20): 29 points, 10 rebounds, 5 3PTFG, 6-6 FT, 2 assists, 2 blocks
  - at Missouri (2/24): 19 points, 12 rebounds 1 3PTFG, 4 assists, 4 steals
  - vs. Auburn (2/27): 32 points, 2 rebounds, 8 3PTFG, 2 assists, 2 steals
  - vs. Miss. State (3/3): 14 points, 3 rebounds, 4 assists, 2 steals
  - vs. #6 LSU (3/4): 32 points, 3 rebounds, 6 3PTFGs, 3 assists, 2 blocks
  - vs. #18 Tennessee (3/5): 24 points, 9 rebounds, 2 3PTFGs, 7 assists, 1 block
  - vs. #1 South Carolina (3/6): 18 points, 4 rebounds, 2 assists, 2 blocks, 2 steals

## RHYNE HOWARD LEADS A TEAM EFFORT IN WIN AT AUBURN (1/25)

- Still shorthanded with only seven available players - and really just six players in the second half due to an injury sustained to Treasure Hunt in the first half that limited her to just five minutes in the second half - UK put together a solid performance on both sides of the ball to get back in the win column. UK defeated Auburn 67-55 thanks to a 26-15 fourth quarter.
- Although UK got production from all seven players, it was Rhyn Howard that turned it up in the fourth quarter to help power UK to the much-needed win. Howard scored 13 points in the first half and was held scoreless in the third quarter. Howard scored 17 points in the fourth quarter, going 4-of-7 from the field, 3-of-4 from 3 with four rebounds. Howard was also 6-of-6 from the free-throw line in the fourth quarter.
- That scoring spurt in the fourth quarter powered UK to end the game on a 17-2 run. UK went 8-of-14 from the field in the fourth quarter, hitting five of its last six field goals.
- Jazmine Massengill and Emma King scored in double figures. King had career-highs in minutes, field goals made and assists. Nyah Leveretter had two blocks, which was a career high. Jada Walker had a career-high five steals while Olivia Owens had seven rebounds and three blocks. UK won the paint points 24-22 and the rebounding margin 43-34.

## 20-POINT SCORING GAMES

RHYNE HOWARD		61
29	vs. Southern	11/11/18
20	vs. UCLA	11/23/18
25	vs. North Carolina	11/24/18
25	at Louisville	12/09/18
25	vs. Murray State	12/21/18
20	vs. Ole Miss	01/13/19
21	at Texas A&M	01/27/19
23	at Alabama	02/11/19
25	vs. Missouri	03/08/19
21	at NC State	03/25/19
24	vs. Stetson	11/13/19
24	vs. Morehead State	11/21/19
27	vs. Grambling State	11/26/19
29	vs. Charlotte	12/04/19
30	vs. Samford	12/08/19
26	vs. Louisville	12/15/19
29	at California	12/21/19
28	at South Carolina	01/02/20
37	vs. Tennessee	01/05/20
43	at Alabama	01/09/20
22	at Florida	01/12/20
24	vs. Texas A&M	01/16/20
26	at LSU	01/19/20
20	at Arkansas	02/09/20
26	vs. Mississippi State	02/16/20
21	at Ole Miss	02/20/20
24	vs. South Carolina	02/23/20
25	vs. Georgia	02/27/20
26	at Vanderbilt	03/01/20
24	vs. Tennessee	03/06/20
26	vs. Mississippi State	03/07/20
22	vs. Indiana	12/06/20
24	vs. Arkansas	12/31/20
33	at Mississippi State	01/03/21
22	at Texas A&M	01/07/21
32	vs. South Carolina	01/10/21
22	vs. Missouri	01/31/21
26	at Ole Miss	02/04/21
31	at Florida	02/15/21
27	at Georgia	02/25/21
21	vs. Ole Miss	02/28/21
27	vs. Florida	03/04/21
33	vs. Georgia	03/05/21
28	vs. Iowa	03/23/21
20	vs. North Alabama	11/11/21
23	at Indiana	11/14/21
22	vs. Winthrop	11/21/21
27	vs. West Virginia	12/01/21
21	vs. Merrimack	12/05/21
22	vs. USC Upstate	12/19/21
30	vs. Georgia	01/06/22
24	at Tennessee	01/16/22
24	vs. Ole Miss	01/23/22
29	at Auburn	01/25/22
25	at Vanderbilt	01/27/22
23	at LSU	01/30/22
21	vs. South Carolina	02/10/22
29	at Arkansas	02/20/22
32	vs. Auburn	02/27/22
32	vs. LSU	03/04/22
24	vs. Tennessee	03/05/22
DRE'UNA EDWARDS		11
27	vs. Belmont	11/29/20
20	vs. Presbyterian	11/10/21
27	vs. North Alabama	11/11/21
20	vs. Winthrop	11/21/21
22	vs. La Salle	11/27/21
24	at Alabama	02/13/22
23	vs. Miss. State	02/15/22
20	vs. Vanderbilt	02/17/22
30	at Mizzou	02/24/22
25	vs. Auburn	02/27/22
27	vs. South Carolina	03/06/22
BLAIR GREEN		1
22	vs. Vanderbilt	1/17/21
ROBYN BENTON		1
22	vs. DePaul	12/9/21
JADA WALKER		2
21	at LSU	01/30/22
21	vs. Mississippi State	03/03/22

## STARTING LINEUP RECORDS

Team	G	G	G	F	F/C	Result
Lee [EXH]	Massengill	King	Howard	Edwards	Owens	W, 95-51
Presbyterian	Massengill	King	Howard	Edwards	Owens	W, 81-53
N. Alabama	Massengill	Benton	Howard	Hunt	Edwards	W, 98-56
Indiana	Massengill	Benton	Howard	Hunt	Edwards	L, 88-67
Winthrop	Massengill	Benton	Howard	Hunt	Edwards	W, 92-47
La Salle	Massengill	Benton	Howard	Hunt	Edwards	W, 74-52
West Virginia	Massengill	Benton	Howard	Hunt	Edwards	W, 83-60
Merrimack	Massengill	Benton	Howard	Hunt	Edwards	W, 90-56
DePaul	Massengill	Walker	Benton	Howard	Hunt	L, 94-85
Louisville	Massengill	Benton	Howard	Hunt	Edwards	L, 64-58
USC Upstate	Massengill	Walker	Howard	Hunt	Edwards	W, 67-44
Georgia	Massengill	Walker	Howard	Hunt	Edwards	W, 84-76
S. Carolina	Massengill	Walker	Howard	Hunt	Edwards	L, 74-54
Tennessee	Massengill	Benton	Howard	Hunt	Edwards	L, 84-58
Florida	Massengill	Walker	Howard	Hunt	Owens	L, 77-52
Ole Miss	Massengill	Walker	Howard	Hunt	Owens	L, 63-54
Auburn	Massengill	Walker	Howard	Hunt	Owens	W, 67-55
Vandy	Massengill	Walker	Howard	Leveretter	Owens	L, 65-57
LSU	Walker	King	Howard	Hunt	Owens	L, 78-69
Texas A&M	Massengill	Walker	Howard	Hunt	Owens	L, 73-64ot
S. Carolina	Massengill	Walker	Howard	Hunt	Owens	L, 59-50
Alabama	Massengill	Walker	Howard	Hunt	Owens	W, 67-63
Miss. State	Massengill	Walker	Howard	Hunt	Leveretter	W, 81-74
Vandy	Massengill	Walker	Howard	Hunt	Leveretter	W, 69-65
Arkansas	Massengill	Walker	Howard	Hunt	Leveretter	W, 78-55
Missouri	Massengill	Walker	Howard	Hunt	Leveretter	W, 78-63
Auburn	Massengill	Walker	Howard	Hunt	Leveretter	W, 90-62
Miss. State	Massengill	Walker	Howard	Hunt	Leveretter	W, 83-67
LSU	Massengill	Walker	Howard	Hunt	Leveretter	W, 78-63
Tennessee	Massengill	Walker	Howard	Hunt	Leveretter	W, 83-74
S. Carolina	Massengill	Walker	Howard	Hunt	Leveretter	W, 64-62

### Record by Lineups:

1.	Massengill	King	Howard	Edwards	Owens	1-0
2.	Massengill	Benton	Howard	Hunt	Edwards	5-3
3.	Massengill	Walker	Benton	Howard	Hunt	0-1
4.	Massengill	Walker	Howard	Hunt	Edwards	2-1
5.	Massengill	Walker	Howard	Hunt	Owens	2-4
6.	Massengill	Walker	Howard	Leveretter	Owens	0-1
7.	Walker	King	Howard	Hunt	Owens	0-1
8.	<b>Massengill</b>	<b>Walker</b>	<b>Howard</b>	<b>Hunt</b>	<b>Leveretter</b>	<b>9-0</b>

**bold** indicates last starting lineup used

## COMEBACK CATS

Kentucky has come from behind by 15 points twice this season and both of those games were during UK's current winning streak.

### BIGGEST COMEBACKS

- 19 Miami (Ohio), 53-34, 16:27 in second half, (won, 77-71) 11/21/00
- 18 Miami (Ohio), 14:35 in second half, (won, 108-102, OT) 12/21/02
- 18 Middle Tenn., 31-13, 3:54 in first half, (won, 68-66) 1/8/89
- 17 Oregon State, 38-21, 2:29 in first half (won 73-70) 11/25/04
- 17 WKU, 30-47, 17:09 in second half, (won 76-63) 12/22/03
- 17 Villanova, 19-2, 11:52 in first half (won 63-54) 12/29/96
- 16 Louisville, 32-16, 6:44 in first half (won 77-68) 12/7/14
- 16 South Carolina, 30-46 in second half, (won, 78-74) 2/14/13
- 16 Vanderbilt, 53-37, 11:19 in second half (won, 74-68) 1/6/89
- 16 Ole Miss, 24-8, 6:51 in first half (won, 69-61) 2/8/07
- 11. -15 South Carolina, 45-30, 4:45 in third quarter (won, 64-62) 03/06/22**
- 15 Mississippi State, 72-57, 7:10 in fourth quarter (won, 81-74) 2/15/22**
- 15 Mississippi State, 54-39, 15:18 in second half (won, 76-67) 3/6/15
12. -14 Baylor, 40-26, 18:31 in the second half (won, 74-64) 11/17/14
- 14 Louisville, 21-7, 11:16 in first half (won 69-64) 12/1/13
- 14 Louisville, 35-21, 15:08 in second half (won, 48-47) 2/2/12
- 14 Florida, 20-6, 12:46 in first half (won, 71-67) 3/2/12
- 14 Mississippi St., 40-26, 18:52 in second half, (won, 76-65) 3/6/10
- 14 Xavier, 40-26, 18:49 in second half (won, 67-62) 3/24/05
- 14 Toledo, 32-18, 5:43 in second half (won, 85-76) 3/24/90
- 14 Auburn, 22-8, 8:36 in first half (won 91-90 2OT) 2/2/86
- 14 Indiana, 28-14, 6:44 in second quarter (won 72-68) 12/6/2020

## 2021-22 HONORS

### RHYNE HOWARD

- Cheryl Miller Award Preseason Watch List
- Wooden Award Preseason Watch List
- Wade Trophy Preseason Watch List
- Naismith Trophy Preseason Watch List
- SEC Preseason Player of the Year (coaches and media)
- SEC Preseason All-SEC First Team (coaches and media)
- AP First-Team Preseason All-American (unanimous)
- Wooden Award Top 25 Midseason Watch List
- Naismith Women's Defensive POY Watch List
- Naismith Trophy POY Midseason Watch List
- Cheryl Miller Award Top 10 Finalist
- Senior CLASS Award Finalist
- Naismith Trophy National Player of the Week (2/22)
- SEC Player of the Week (2/28)
- First-Team All-SEC (Coaches)
- SEC Tournament MVP
- SEC All-Tournament Team
- Cheryl Miller Award Top-5 Finalist
- Naismith Trophy Semifinalist
- Wooden Award National Ballot
- AP First-Team All-America
- USBWA First-Team All-America

### JAZMINE MASSENGILL

- Nancy Lieberman Award Preseason Watch List

### JADA WALKER

- SEC Freshman of the Week (2/21)
- SEC All-Freshman Team (Coaches)

### DRE'UNA EDWARDS

- SEC All-Tournament Team
- USBWA National Player of the Week (3/8)

### KYRA ELZY

- ESPNW National Coach of the Week (3/8)

### TEAM

- ESPNW Team of the Week (3/8)
- USBWA Team of the Week (3/8)

**SHORTHANDED WILDCATS TRYING TO BE RESILIENT**

- Kentucky played several weeks during league play with just seven available players.
- Jan. 20 against Florida, Dre’una Edwards was unavailable due to a disciplinary matter, while Robyn Benton played just a few minutes before sustaining an ankle injury.
- Jan. 23 against Ole Miss and Jan. 25 vs. Auburn, UK also just had seven players as Edwards, and Benton were all out for the same reasons.
- Jan. 27 vs. Vanderbilt, both were also out and Treasure Hunt didn’t play due to injury leaving Kentucky with six available players for the game.
- Jan. 30 at LSU, UK had Edwards back available but Benton was still out and Massengill joined the injury list as she did not play and was in concussion protocol.
- Feb. 6 vs. TAMU, Benton was still unavailable.
- Feb. 10 vs. South Carolina, UK had all nine scholarship players available.
- In UK’s 11 losses, six have come with UK shorthanded and missing at least one starter while four of the six losses UK was missing multiple starters.
- UK’s other five losses have come against top-10 ranked teams in Indiana, Louisville, South Carolina and Tennessee.

**COVID CAUSES HAVOC ON UK’S SCHEDULE**

- UK has had several games PPD due to COVID. The Dec. 17 game vs. Morgan State was postponed due to COVID issues at Morgan State.
- UK’s SEC opener vs. Auburn was postponed due to COVID issues with the Auburn program. UK made up that game on Jan. 25 and earned a win.
- UK’s Jan. 3 game vs. Mississippi State was also postponed due to COVID issues within the UK program. That game was rescheduled for Jan. 13 in Lexington before COVID issues with Miss. State postponed it again. It was finally played Feb. 15 and UK earned a win.
- UK had to play four games in eight days twice to make up for all the postponements.
- Jan. 23-Jan. 30: vs. Ole Miss, at AU, at Vandy at LSU - UK went 1-3
- Feb. 13-Feb. 20: at Bama, vs. Miss. St., vs. VU, at ARK - UK went 4-0

**WILDCATS SHOW RESILIENCE IN WIN VS. GEORGIA**

- Resilience is one of the pillars of the Kentucky women’s basketball program and the Wildcats showed plenty of that playing for the first time in over two weeks Thursday. UK had a limited roster in practice leading up to the game due to injuries and COVID protocols, but a full roster available for the game and earned a key 84-76 win over No. 15 Georgia.
- The win was Kentucky’s first over a ranked team this season and the 100th in program history. It was the fifth win for Elzy over a ranked team, including her third vs. a top-15 team.
- It was the UK offense that powered the Wildcats to the win. Kentucky shot 52.2 percent from the field, including 59 percent from the field in the fourth quarter. Kentucky outscored Georgia 26-19 in the fourth quarter to secure the win, including a 7-0 run to end the game. UK hit four of its last five field goals in the game, while Georgia missed its last four shots and did not score the final 2:06 of the game.

**“SNOW” STOPPING RHYNE HOWARD VS. GEORGIA**

- In an empty Memorial Coliseum, Rhyn Howard put Kentucky on her back and powered the Wildcats to a much-needed win over No. 15 Georgia on Jan. 6. With the city of Lexington receiving nearly 10 inches of snow - its seventh-largest snow day ever - UK Athletics decided to discourage fans to attending the game due to hazardous road conditions.
- Howard scored 30 points in the game, including 22 in the second half. She scored 17 points in the fourth quarter. On top of scoring UK’s last 10 points in the game, she scored 13 of UK’s last 17 points overall.
- With Kentucky up three points with just over a minute to go, Howard finished strongly at the rim and drew a foul, completing an and-one to all but clinch the UK win.

**EDWARDS EARNS FIFTH STRAIGHT DOUBLE-DOUBLE**

- With 11 points and 12 rebounds against USC Upstate, Dre’una Edwards recorded her fifth straight double-double to put her in exclusive company in program history.
- Edwards is the first UK player with five straight double-doubles since Evelyn Akhator had five straight across two seasons in 2016.
- Edwards is the first player to record five straight double-doubles in the same season since Eleia Roddy had seven straight in 2008-09.
- The double-double stretch stopped vs. UGA as Edwards recorded 17 points with six boards.
- The forward is having an incredible season for Kentucky, averaging 16.6 points and 8.0 rebounds per game. She is hitting 50.0 percent from the field with 21 blocks.

**UK IN NCAA/SEC STATS**

Category	TEAM (AS OF 3/15)		
	NCAA Rank	SEC Rank	Stat
Ast/TO Ratio	28	1	1.13
Assists	31	1	474
Asts/game	30	2	15.8
Blocks	7	4	169
Blks/game	8	4	5.6
Fewest Fouls	177	5	479
Fewest TOs	91	4	419
FG%	51	4	43.4
FG% defense	223	9	40.8
FT Attempts	148	10	488
FT Made	165	11	340
FT%	201	6	69.7
Fouls/game	146	6	16.0
Reb. margin	176	9	0.0
Rebounds	127	11	1,121
Rebs/game	145	10	37.37
Scoring Def.	219	9	65.5
Scoring Margin	86	7	7.0
Scoring Off.	39	3	72.5
Steals	136	8	239
Steals/game	154	9	8.0
3FG% Def.	318	13	34.2
3FG made	139	6	177
3FG/game	156	6	5.9
3FG%	57	3	33.7
TO margin	62	5	2.80
TOs Forced	125	6	16.77
TOs/game	69	4	14.0
W-L%	104	7	63.3

INDIVIDUAL	NCAA	SEC	STAT
Ast/TO Ratio - Massengill	6	1	2.94
Howard	84	6	1.80
Asts- Massengill	52	4	138
Asts/gm- Massengill	50	3	4.8
Howard	221	11	3.4
Blocks- Howard	104	13	39
Blocks/gm- Howard	121	12	1.30
Edwards	199	13	1.04
FG Made - Howard	26	1	211
Edwards	98	6	177
FG% - Edwards	41	2	52.7
Howard	144	11	44.5
FT Made - Howard	33	1	128
FT% - Howard	116	5	80.0
Points - Howard	13	1	618
Edwards	189	14	422
Points/gm - Howard	15	1	20.6
Edwards	85	6	16.9
Rebs/gm - Edwards	108	4	8.2
Howard	188	11	7.3
Steals - Howard	37	5	71
Steals/gm - Howard	49	5	2.37
3PFG- Howard	60	4	68
3PFG/gm- Howard	73	4	2.27
Triple-Doubles- Howard	7	2	1

**STAT SUPERLATIVES**

Here are some UK career statistical superlatives among current players:

**Most Games Played for UK:**

113 Rhyné Howard  
90 Blair Green

**Most Games Started:**

113 Rhyné Howard

**Consecutive Games Started:**

41 Rhyné Howard

**Games with Double-Figure Scoring:**

	2021-22	Career
Rhyné Howard	27	101
Jada Walker	16	16
Dre'una Edwards	21	52
Blair Green	0	17
Robyn Benton	13	20
Treasure Hunt	7	9
Olivia Owens	0	2
Jazmine Massengill	9	10
Emma King	1	1

**Current Streak of Consecutive Games Played with Double-Figure Scoring:**

9 by Rhyné Howard  
1 by Dre'una Edwards

**Games with Double-Figure Rebounding:**

	2021-22	Career
Rhyné Howard	10	27
Dre'una Edwards	11	15

**Consecutive Games with Double-Figure Rebounding:**

n/a

**Games with a Double-Double:**

	2021-22	Career
Rhyné Howard	10	27
Dre'una Edwards	11	15

**Consecutive Games with Double-Double:**

n/a

**40-point games:**

	2021-22	Career
Rhyné Howard	0	1

**30-point games:**

	2021-22	Career
Rhyné Howard	3	10
Dre'una Edwards	1	1

**20-point games:**

	2021-22	Career
Rhyné Howard	17	61
Dre'una Edwards	10	11
Blair Green	0	1
Robyn Benton	1	1
Jada Walker	2	2

**Consecutive 20-point games:**

1 by Dre'una Edwards

**Consecutive Games with a 3-pointer:**

9 by Rhyné Howard  
3 by Treasure Hunt and Robyn Benton  
2 by Dre'una Edwards

**Consecutive Games with at least one steal:**

1 by Rhyné Howard  
2 by Massengill, Walker

**RHYNE HOWARD LEAVING HER LEGACY AT KENTUCKY**

- Rhyné Howard is showing once again that she is the best player in college basketball.
- The most versatile player in the country! She is the only player in the nation that has over 600+ points, 200+ rebounds, 100+ assists, 70+ steals and 35+ blocks.
- It has been a brilliant few weeks for Howard, who has played at an even more elite level than she previously was during Kentucky's historic 10-game winning streak.
- Most recently, Howard shined on the national stage in the Southeastern Conference Tournament, helping Kentucky to its first tournament title in 40 years. The guard was named the tournament's most valuable player, becoming the second player in program history to earn that honor. Howard scored 88 points in UK's four games at the event, marking the third most ever by a player in the tournament.
- The Wildcats won the championship with a huge upset victory over No. 1 South Carolina. Howard was amazing in the game, scoring 18 points with four rebounds, two assists and two blocks. In the semifinals, Howard scored 24 points against No. 15 Tennessee with seven assists, nine rebounds and two 3s. Howard led Kentucky to an upset victory over No. 6 LSU in the quarterfinals, scoring 32 points with six 3-pointers. The guard had 14 points against Mississippi State in the second round of the event.
- Her performances over the last few weeks have moved Howard up to 17th all-time on the SEC's career scoring list. So far this season, Howard is leading Kentucky by averaging 20.6 points per game, earning 7.3 rebounds per game with 101 assists, 71 steals, 39 blocks and a team best 68 3-pointers. Howard ranks high nationally in several categories, including 15th nationally in points per game and 13th nationally in total points. Howard ranks first in the Southeastern Conference in points per game and final points.
- One of her best games this season came against top-15 ranked Georgia, scoring 30 points in the game, including 22 in the second half. She scored 17 points in the fourth quarter. On top of scoring UK's last 10 points in the game, she scored 13 of UK's last 17 points overall. She also shined against West Virginia, when she scored 27 points, going 5-of-7 from long range with six rebounds, four assists and three steals. Against Winthrop, Howard joined an exclusive club by becoming the third player in UK history to record a triple-double in a game. She scored 22 points against the Eagles with 10 rebounds and 10 assists, adding five steals.
- For her career, Howard has scored 2,273 career points sitting second in UK history in points scored. Against Vanderbilt, Howard scored her 2,000 career points, becoming just the third Wildcat in school history – both men's and women's – to record 2,000 or more points in 100 games or less. She joined Hall of Famers Dan Issel and Valerie Still in that category. Howard ranks second in school history in career scoring average at 20.1, while she is second in field-goals made with 786, first in career 3s made with 282 and fourth in career 3-point field-goal percentage at 38.2. She is also fourth in UK history in steals per game at 2.318.
- In 113 career games, Howard has ...
  - Hit at least one 3 in 98 career games, including 25 times this season.
  - Made three or more 3s in 47 career games, including 10 this season.
  - Made five or more 3s in 17 career games, including five times this season.
  - Scored 10+ points in 101 career games, including 27 times this season.
  - Scored 15+ points in 84 career games, including 25 times this season.
  - Scored 20+ points in 61 career games, including 17 times this season.
  - Scored 25+ points in 33 career games, including seven times this season.
  - Scored 30+ points in 10 career games, including three this season.
  - Led UK in scoring in 72 career games, including 18 times this season.
  - Led UK in rebounding in 60 career games, including 15 times this season.
  - Led UK in assists in 40 career games, including 11 times this season.
  - Led UK in steals in 50 career games, including 19 times this season.
  - Led UK in blocks in 45 career games, including 14 times this season.
  - Has 27 career double-doubles, including 10 this season.
  - Has 1 triple double.

**RHYNE HOWARD VS. RANKED TEAMS**

- Rhyné Howard is at her best against top teams. Below is a look all-time vs. ranked teams.

	GP	Min	FG%	3PT%	FT%	R/G	AST	STL	BLK	PTS/G
2021-22	10	37.5	.470	.380	.702	7.1	33	21	14	21.2
2020-21	11	36.3	.471	.397	.772	6.7	33	28	9	22.3
2019-20	8	35.1	.395	.319	.762	7.6	28	12	8	26.4
2018-19	10	30.4	.422	.358	.607	5.6	17	21	4	15.0
<b>TOTALS</b>	<b>39</b>	<b>34.8</b>	<b>.440</b>	<b>.361</b>	<b>.727</b>	<b>6.7</b>	<b>105</b>	<b>82</b>	<b>35</b>	<b>21.0</b>

## CATS IN THE RECORD BOOKS

IND. CAREER RECORDS		TEAM SINGLE SEASON RECORDS		1,000 POINT CLUB	
<b>SCORING AVERAGE</b>		<b>BLOCKS</b>		1. Valerie Still, 2,763	
1. Valerie Still	23.2	1. 2012-13	181	<b>2. RHYNE HOWARD, 2,273</b>	
<b>2. RHYNE HOWARD</b>	<b>20.1</b>	<b>2. 2021-22</b>	<b>169</b>	3. A'dia Mathies, 2,014	
3. Leslie Nichols	18.2	3. 2006-07	152	4. Victoria Dunlap, 1,846	
<b>FIELD GOALS MADE</b>		4. 2014-15	148	5. Leslie Nichols, 1,797	
1. Valerie Still	1,118	<b>SEC ALL-TIME SCORING LEADERS</b>		6. Makayla Epps, 1,790	
<b>2. RHYNE HOWARD</b>	<b>738</b>	1. Chamique Holdsclaw, UT 1996-99	3,025	7. Maci Morris, 1,692	
3. Leslie Nichols	757	2. LaToya Thomas, MS 1999-03	2,981	8. Samantha Mahoney, 1,601	
<b>3-POINT FIELD GOALS MADE</b>		3. Joyce Walker, LS 1980-84	2,906	9. Pam Browning, 1,598	
<b>1. RHYNE HOWARD</b>	<b>282</b>	4. Valerie Still, UK 1980-83	2,763	10. Sara Potts, 1,563	
2. Sara Potts	271	5. Seimone Augustus, LS 2002-06	2,702	11. Sarah Elliott, 1,502	
<b>3-PT FG % (MIN. 200 ATT.)</b>		6. Janet Harris, UG 1982-85	2,641	12. Elisabeth Lukschu, 1,488	
1. Maci Morris	41.1	7. Chantelle Anderson, VU 2000-03	2,604	13. Selia "SeSe" Helm, 1,487	
2. Kristi Cushenberry	39.7	8. Wendy Scholtens, VU 1988-91	2,602	14. Stacey Reed, 1,482	
<b>3. RHYNE HOWARD</b>	<b>38.2</b>	9. Victoria Vivians; MS 2014-18	2,527	15. Jennifer O'Neill, 1,449	
4. Sara Potts	37.7	10. Julie Gross, LS 1976-80	2,488	16. Tiffany Wait, 1,445	
5. Keyla Snowden	36.9	11. Peggie Gillom, OM 1977-80	2,486	17. Jodie Whitaker, 1,433	
<b>STEALS PER GAME (MIN. 75)</b>		12. Bridgette Gordon, UT 1986-89	2,464	18. Taylor Murray, 1,359	
1. Stacey Reed	2.710	13. Cornelia Gayden, LSU 1992-95	2,451	19. Kristi Cushenberry, 1,358	
2. Leslie Nichols	2.504	14. Tan White, MS 2002-05	2,421	20. Belitta Croley, 1,339	
3. Rita Adams	2.427	15. A'ja Wilson, SC 2015-18	2,389	21. Bria Goss, 1,318	
<b>4. RHYNE HOWARD</b>	<b>2.318</b>	16. Dominique Canty, UA 1996-99	2,294	22. Stacy McIntyre, 1,215	
5. Victoria Dunlap	2.310	<b>17. Rhyme Howard, UK 2019-22</b>	<b>2,273</b>	23. Maria Donhoff, 1,187	
<b>DOUBLE-DOUBLES</b>		18. Tasha Humphrey, UGA 2005-08	2,272	24. LaTonya McDole, 1,180	
1. Valerie Still	66	19. Sheila Foster, SC 1979-82	2,266	25. Lea Wise, 1,179	
2. Leslie Nichols	33	20. Sylvia Fowles, LSU 2005-08	2,234	26. Patty Jo Hedges, 1,176	
3. Evelyn Akhator	31	21. Shannon Johnson, SC 1993-96	2,230	27. Jocelyn Mills, 1,170	
Victoria Dunlap	31			28. Karen Mosley, 1,135	
<b>5. RHYNE HOWARD</b>	<b>27</b>			29. Janet Timperman, 1,080	
				30. Tedra Eberhart, 1,071	
				31. Kim Denkins, 1,057	
				32. Debbie Miller, 1,031	
				33. Laura Meadows, 1,024	
				Janee Thompson, 1,024	
				35. Sandy Harding, 1,023	
				--- Dre'una Edwards, 986 ---	

### HOWARD NAMED TO SEVERAL WATCH LISTS

- On Jan. 25, she was named to the Naismith Defensive Player of the Year Watch List.
- On Jan. 31, she was named to the Wooden Award Top 20 Late Season Watch List.
- On Feb. 8, she was named to the Naismith Trophy Midseason Team.
- On Feb. 9, she was named to the Cheryl Miller Award Top 10.
- On Feb. 10, she was named a finalist for the Senior CLASS Award.
- On March 9, she was named a finalist for the Cheryl Miller Award.
- On March 9, she was named a semifinalist for the Naismith Trophy.
- On March 5, she was named to the Wooden Award National Ballot.

### KEY STATS TELL THE TALE

- In Elzy's short tenure as head coach, a few key stats tell the tale.
- Kentucky is 13-1 under Kyra Elzy when it shoots 50 percent or better from the field. The lone loss was Jan. 30 at LSU. Conversely, Kentucky is 24-19 when it shoots under 50 percent. UK is 1-5 under Elzy when its opponent shoots 50 percent or higher.
- UK is 30-4 under Kyra Elzy when it scores 70 or more points and 17-2 when it scores 80+.
- When Kentucky holds its opponents to 60 or fewer points under Kyra Elzy, it is 19-1 and 30-5 when it holds opponents to 70 points or less.
- Under Elzy, UK is 19-1 when it has more points in the paint and 15-18 when it has fewer. The lone loss was against Texas A&M on Feb. 6. The wins vs. Miss. State and Vandy were the first time this season UK has won a game when it had fewer points in the paint.

### CATS DISH OUT 30 ASSISTS VS. MERRIMACK

- For the fourth time this season, UK recorded 20 or more assists in a game, posting 30 against Merrimack. It was the first time UK has recorded 30 or more assists in a game since having 32 vs. Morehead State in November of 2015. UK had four total games last season of 20 or more assists, already hitting that number early on this season.
- UK has dished out 25 or more assists in three games this season, which is the first time a UK team has accomplished that since the 1993-94 team had four games of 25 or more assists.

### HOWARD ADDS TRIPLE-DOUBLE TO HER ILLUSTRIOUS CAREER

- UK's Rhyme Howard has pretty much accomplished everything possible during her career and is on pace to have her name planted inside the top 10 of almost every career record at UK. Against Winthrop on Nov. 21, she added her name to a very short list becoming the third player in program history to record a triple-double.
- Howard scored 22 points against the Eagles with 10 rebounds and 10 assists, adding five steals and four 3s. The guard became the first player since Makayla Epps on Nov. 18, 2015. Leslie Nichols recorded the first triple-double in school history in 1986.

### HISTORIC REBOUNDING NIGHT FOR UK VS. NORTH ALABAMA

- Kentucky's second-half surge against North Alabama was large part due to UK's dominance inside. After just 18 paint points in the first half, UK recorded 40 in the second half. The 58 paint points were a season high for UK.

- Kentucky had 30 second-chance points in the game, which was the most for a UK team since also having 30 on Nov. 19, 2014 vs. Morehead State. UK's 24 offensive rebounds was its most since it had 24 vs. Alabama State on Nov. 7, 2018.

#### **KENTUCKY RETURNED MAJORITY OF 2020-21 ROSTER**

- Kentucky returned nine players from last year's roster, including three starters. Those numbers did take a hit when guard Blair Green sustained a torn Achilles in UK's closed scrimmage vs. ECU and will miss the entire 2021-22 season.
- The returners are headlined by 2020-21 consensus All-America First Team honoree Rhyné Howard. Howard averaged 20.7 points per game last season, adding 7.3 rebounds per game and a team-best 91 assists. Kentucky's third- and fourth-leading scorers also return in Dre'una Edwards and Robyn Benton. Point guard Jazmine Massengill, who missed the first half of the season due to NCAA transfer rules after finishing second on the team in assists per game. In all, UK returned 70% of its scoring, 3-pointers made and assists, while it brought back 63% of its rebounding and 58% of its steals.
- Also returning were Treasure Hunt, Nyah Leveretter, Olivia Owens and Emma King. Hunt really came into her own at the end of the 2020-21 season, while Leveretter has added strength and experience and should help in the post. Owens is the big UK has sought the past few years and appears poised for a good season. King should see expanded minutes, especially with the injury to Green as she is instant offense.

#### **ELZY TAKES FULL ADVANTAGE OF 2021 OFFSEASON**

- Nearly every coach in the country has talked about losing the summer of 2020 to help build their teams last season. Kyra Elzy has made sure to make the most of that this offseason as the Wildcats have been very intentional about developing on and off the court.
- The first part was on-court development. Elzy hired Kentucky's first-ever women's basketball only strength coach in Lee Taylor, who is a well-respected women's basketball strength coach in the nation. The hire has paid off as across the board the Wildcats are in the best shapes of their lives and the players have raved about the work they have put in.
- The second part was team building, which the Wildcats felt they missed out on last offseason. That has been corrected and then some in 2021 as Elzy has taken the team to countless team building events. First, the team went to Red River Gorge to hike and enjoy a day together in one of Kentucky's most beautiful landscapes. The team also went on a surprise trip to Fort Campbell, where they gave up their cell phones for the weekend and came together in a unique way.

#### **BLAIR GREEN TO MISS 2021-22 SEASON DUE TO TORN ACHILLES**

- Blair Green sustained a ruptured Achilles during UK's closed scrimmage vs. ECU on Oct. 30 and will miss the 2021-22 season.
- Coach Elzy released the news later that day and said in a statement at the time: "This has been an emotional day for our program. Blair, her teammates and everyone in this program are hurting as we wrap our minds around potentially losing her for the season before it begins. Blair Green exemplifies what being a Kentucky women's basketball player is all about. Although it appears we have lost her on the court, her leadership off the court will still have an impact on our team this season. We will be here to support her through this and make sure she comes out better on the other side. I ask that Big Blue Nation fills her and her family with love and support right now."

#### **#ELZYERA IS HERE TO STAY**

- It was a successful first season for the Kentucky women's basketball program under head coach Kyra Elzy, who became the first UK

women's basketball head coach to lead his or her team to the NCAA Tournament in their first season at the helm.

- During the 2020-21 season, Kentucky defeated five ranked opponents, including back-to-back against top-15 teams for the first time since 2013. The two wins led Elzy to be named the ESPNW National Coach of the Week and the United States Basketball Writers Association tabbed UK its first-ever team of the week. UK was one of 10 teams in the nation to have four wins against top-25 NCAA NET teams entering the tournament.

#### **THE MAGIC "80"**

- UK holds a remarkable 374-26 (.935) record since 1974 when scoring 80 points or more. The last loss came vs. DePaul on Dec. 9, 2021 when the Cats fell 94-85. UK is 10-1 this year.

#### **UK IN OVERTIME**

- UK is 31-28 all-time in overtime games, including 1-1 under Elzy.

#### **KENTUCKY ALL-TIME**

- Kentucky is 882-568 (.608) in its 48th year of varsity competition.

#### **KENTUCKY ALL-TIME AT HOME**

- UK is 511-183 all-time at home (.736). Kentucky is 481-164 (.745) all-time in Memorial Coliseum and 30-21 (.588) all-time in Rupp Arena.
- If you do the math, you will notice UK's losses in Memorial Coliseum and Rupp Arena are 2 more than UK has home losses. That reason is UK's NCAA Tournament Sweet 16 game vs. Washington at Rupp Arena on March 25, 2016 and its NCAA Tournament game vs. Indiana on March 18, 1983 at Memorial Coliseum cannot count towards UK's home record.

#### **CATS SHINE IN THE CLASSROOM**

- Kyra Elzy has put an emphasis on academics since arriving on campus as an assistant coach several years ago. The Wildcats have had a 3.0 team GPA or better each of the last 17 semesters. In nine seasons with Coach Elzy on staff, UK has a 100% graduation rate among four-year players. UK had a 3.253 team GPA in the fall of 2020 and a 3.390 in the spring of 2021. UK had a 3.179 in the Fall of 2021.

#### **EIGHT CATS PLAYING OVERSEAS**

- Kentucky WBB currently has eight alumnae who signed professional contracts to play overseas for the 2020-21 season.
  - Chasity Patterson is playing in Greece.
  - Bria Goss, Taylor Murray, Sabrina Haines are playing in Sweden.
  - Evelyn Akhator and Janeé Thompson are playing in France.
  - Jennifer O'Neill is playing in Russia.

#### **11 STRAIGHT YEARS TOP 20 IN ATTENDANCE**

- Kentucky has averaged 4,500 or more fans every year since 2009-10. The 2020-21 season not included due to COVID-19 attendance restrictions. The Wildcats have continuously pushed the school's attendance numbers to new altitudes in the last 12 seasons. Kentucky was involved in two of the top-25 most attended games in the nation during the 2019-20 season, including 11,256 fans vs. Louisville at Rupp Arena which ranked 23rd.

#### **ELZY CONTINUES SEC WIN CHALLENGE FOR WE BACK PACK**

- For the 10th season, UK interim head coach Kyra Elzy and her husband Dexter, are leading the SEC Win Challenge to help raise awareness and funds for Alzheimer's research through the Pat Summitt Foundation. The 2019-20 SEC Win Challenge raised over \$25,000 for the foundation.

**WHEN WAS THE LAST TIME ...**

**SCORING**

**A player scored 40+ points:** 43, Rhyne Howard, at Alabama, 1-9-20  
**A player scored 30+ points:** 32, Rhyne Howard vs. LSU, 3-4-22  
**A player scored 25+ points:** 27, Dre'una Edwards vs. S. Carolina, 3-6-22  
**A player scored 20+ points:** 27, Dre'una Edwards vs. S. Carolina, 3-6-22  
**Player came off the bench to score 20 or more points:** 27, Dre'una Edwards vs. S. Carolina, 3-6-22  
**Two players score 20 or more points in a game:** 32, Rhyne Howard; 25, Dre'una Edwards vs. Auburn, 2-30-22  
**Three players had 20 or more points in a game:** vs. Morehead St., 11-18-15 (28, Alexis Jennings; 22, Janee Thompson; 21 Makayla Epps)  
**Two players score 30 points or more in a game:** n/a  
**A player record five or more consecutive 20-plus point games:** 8 by Rhyne Howard (20 at Arkansas, 2-9-20; 26 vs. MSU, 2-16-20; 21 at Ole Miss, 2-20-20; 24 vs. SC, 2-23-20; 25 vs. UGA, 2-27-20; 26 at VU, 3-1-20; 24 vs. Tennessee, 3-6-20; 26 vs. Miss. St., 3-7-20)  
**A player record four or more consecutive 20-plus point games:** 4 by Rhyne Howard (24 vs. Ole Miss, 1-23-22; 29 at Auburn, 1-25-22; 25 at Vanderbilt, 1-27-22; 23 at LSU, 1-30-22)  
**A player record three or more consecutive 20-plus point games:** 3 by Dre'una Edwards (24 at Alabama, 2-13-22; 23 vs. Miss. State, 2-15-22; 20 vs. Vanderbilt, 2-17-22)  
**A player record back-to-back 20-plus point games:** 2 by Rhyne Howard (32 vs. LSU, 3-4-22; 24 vs. Tennessee, 3-5-22)  
**A player record four or more consecutive 25-plus point games:** 5 by Rhyne Howard (26 vs. UofL, 12-15-19; 29 at Cal, 12-21-19; 28 at South Carolina, 1-2-20; 37 vs. Tennessee, 1-5-20; 43 at Alabama, 1-9-20)  
**A player record back-to-back 30-plus point games:** Rhyne Howard 37 vs. Tennessee, 1-5-20; 43 at Alabama, 1-9-20  
**A player score 20+ points in the 1st half:** 24, Rhyne Howard vs. Auburn, 2-27-22  
**A player score 20+ points in the 2nd half and OT:** 20, Dre'una Edwards at Mizzou, 2-24-22  
**A player hit a last-second shot to win the game:** Dre'una Edwards vs. S. Carolina, 3-6-22 (hit the game-winning 3 with 4.4 remaining in the contest to put Kentucky up 64-62)  
**A freshman score 25 points or more:** 25, Rhyne Howard vs. Missouri, 3-8-19  
**All five starters in double figures:** vs. Oklahoma, 3-21-16  
**No player scored in double figures:** vs. LSU, 1-16-03

**DOUBLE-DOUBLES**

**A player record a double-double:** Dre'una Edwards (13pts/10rebs) vs. LSU, 3-4-22  
**10-20 Game:** Evelyn Akhator (14pts/23rebs), vs. Ohio State, 3-19-17  
**20-20 Game:** Valerie Still (42 pts/20 rbs) vs. Charleston, 12-19-82  
**20-10 Game:** Dre'una Edwards (30pts/10rebs) at Mizzou, 2-24-22  
**30-10 Game:** Dre'una Edwards (30pts/10rebs) at Mizzou, 2-24-22  
**More than one player with a double-double in the same game:** Rhyne Howard (19pts/12rebs) and Dre'una Edwards (30pts/10rebs) at Mizzou, 2-24-22  
**Three players with a double-double in the same game:** Alexis Jennings (28pts/13rebs), Evelyn Akhator (12pts, 16rebs), Makayla Epps (21pts, 11rebs,12asts) vs. Morehead State, 11-18-15  
**A player record back-to-back double-doubles:** Dre'una Edwards (18pts/14rebs) vs. MSU, 3-3-22; (13pts/10rebs) vs. LSU, 3-4-22  
**More than one player record back-to-back double-doubles:** Rhyne Howard (29pts/10rebs) and Dre'una Edwards (17pts/13rebs) at Arkansas, 2-20-22; Rhyne Howard (19pts/12rebs) and Dre'una Edwards (30pts/10rebs) at Mizzou, 2-24-22  
**Double-Double in Points and Rebs:** Dre'una Edwards (13pts/10rebs) vs. LSU, 3-4-22

**Double-Double in Points and Assists:** Rhyne Howard (22pts/10rebs/10asts), vs. Winthrop, 11-21-21  
**Double-Double in Points and Blocks:** n/a  
**Double-Double in Points and Steals:** Chasity Patterson (17pts/10stls) vs. Wofford, 12-19-30  
**A player record four or more consecutive double-doubles:** 5 by Dre'una Edwards (11pts/12rebs) vs. SC Upstate, 12-19-21; (14pts/14rebs) vs. UofL, 12-12-21, (17pts/11rebs) vs. Merrimack, 12-5-21, (19pts/10rebs) vs. WVU, 12-1-21, (122pts/11rebs) vs. La Salle, 11-27-21  
**A player record five or more consecutive double-doubles:** 5 by Dre'una Edwards (11pts/12rebs) vs. SC Upstate, 12-19-21; (14pts/14rebs) vs. UofL, 12-12-21, (17pts/11rebs) vs. Merrimack, 12-5-21, (19pts/10rebs) vs. WVU, 12-1-21, (122pts/11rebs) vs. La Salle, 11-27-21  
**A player record a triple-double in a game:** (3rd in school history) Rhyne Howard, vs. Winthrop, (22pts, 10ast, 10 rebs) 11-21-21  
**A player record a perfect game (at least five FGs made):** Makayla Epps vs. Middle Tennessee, 12-12-14 (6-of-6 FGs)  
**5 or more players score in double figures:** 5 at Ole Miss (2-20-20) - Howard (21), Green (10), Patterson (15), Haines (15), Roper (10)  
**6 or more players score in double figures:** 6 vs. WCU (12-18-18) - Wyatt (16), Morris (13), Howard (18), Murray (11), Paschal (11), Roper (12)  
**7 or more players score in double figures:** 8 vs. Lipscomb (11-21-13) - Stallworth (14), Walker (10), Thompson (16), Goss (18), Evans (12), O'Neill (11), Pinkett (15), Harper (12)

**FIELD GOALS**

**Made 12 FG in a game:** 14, Dre'una Edwards at Mizzou, 2-24-22  
**Made 13 FG in a game:** 14, Dre'una Edwards at Mizzou, 2-24-22  
**Made 14 FG in a game:** 14, Dre'una Edwards at Mizzou, 2-24-22  
**Made 15 FG in a game:** 18, Makayla Epps vs. Mississippi State, 1-12-15  
**Made 16 FG in a game:** 18, Makayla Epps vs. Mississippi State, 1-12-15  
**Made 17 FG in a game:** 18, Makayla Epps vs. Mississippi State, 1-12-15  
**Made 18 FG in a game:** 18, Makayla Epps vs. Mississippi State, 1-12-15

**FIELD GOALS ATTEMPTED**

**Attempted 29 FG in a game:** 30, Makayla Epps vs. Miss. State, 1-12-15  
**Attempted 28 FG in a game:** 30, Makayla Epps vs. Miss. State, 1-12-15  
**Attempted 27 FG in a game:** 27, Rhyne Howard vs. Tennessee, 1-5-20  
**Attempted 26 FG in a game:** 26, Rhyne Howard at Ole Miss, 2-4-21  
**Attempted 25 FG in a game:** 25, Rhyne Howard vs. Ole Miss, 2-28-21  
**Attempted 24 FG in a game:** 24, Rhyne Howard vs. Georgia, 3-5-21  
**Attempted 23 FG in a game:** 23, Rhyne Howard vs. Ole Miss, 1-23-22  
**Attempted 22 FG in a game:** 23, Rhyne Howard vs. Ole Miss, 1-23-22  
**Attempted 21 FG in a game:** 21, Dre'una Edwards vs. S. Carolina, 3-6-22  
**Attempted 20 FG in a game:** 21, Dre'una Edwards vs. S. Carolina, 3-6-22

**THREE-POINTERS**

**A player with 5 in a game:** 6, Rhyne Howard vs. LSU, 3-4-22  
**A player with 6 in a game:** 6, Rhyne Howard vs. LSU, 3-4-22  
**A player with 7 in a game:** \*8, Rhyne Howard vs. Auburn, 2-27-22  
**A player with 8 in a game:** \*8, Rhyne Howard vs. Auburn, 2-27-22  
**Attempted 10 or more in a game:** 13, Rhyne Howard vs. Auburn, 2-27-22  
**Made 7+ in back-to-back games:** \* 7, Rhyne Howard vs. Tennessee, 1-5-20; 7, Rhyne Howard at Alabama, 1-9-20

**FREE THROWS**

**Made 10 FT in a game:** 10, Rhyne Howard at Ole Miss, 2-4-21  
**Made 11 FT in a game:** 12, Chasity Patterson vs. Murray St., 11-25-20  
**Made 12+ FT in a game:** 12, Chasity Patterson vs. Murray St., 11-25-20  
**Attempted 10 FT in a game:** 10, Rhyne Howard vs. S. Carolina, 3-6-22  
**Attempted 11 FT in a game:** 11, Rhyne Howard vs. Ole Miss, 2-28-21

**WHEN WAS THE LAST TIME ...**

**Attempted 12 FT in a game:** 14, Rhyne Howard at Ole Miss, 2-4-21  
**Attempted 15+ FTs in a game:** 15, Makayla Epps vs. Miami, 11-11-16  
**Hit 100% (10+ attempts):** Jaida Roper, 02-27-20 (11-11) vs. Georgia

**REBOUNDS**

**A player with 10+ rebounds:** 10, Dre'una Edwards vs. LSU, 3-4-22  
**A player with 11+ rebounds:** 14, Edwards vs. Miss. State, 3-3-22  
**A player with 12+ rebounds:** 14, Edwards vs. Miss. State, 3-3-22  
**A player with 13+ rebounds:** 14, Edwards vs. Miss. State, 3-3-22  
**A player with 14+ rebounds:** 14, Edwards vs. Miss. State, 3-3-22  
**A player with 15+ rebounds:** 16, Rhyne Howard vs. Ole Miss, 2-28-21  
**A player with 16+ rebounds:** 16, Rhyne Howard vs. Ole Miss, 2-28-21  
**A player with 17+ rebounds:** 23, Evelyn Akhator vs. Ohio St., 3-19-17  
**A player with 18+ rebounds:** 23, Evelyn Akhator vs. Ohio St., 3-19-17  
**A player with 19+ rebounds:** 23, Evelyn Akhator vs. Ohio St., 3-19-17  
**A player with 20+ rebounds:** 23, Evelyn Akhator vs. Ohio St., 3-19-17  
**A player with 21+ rebounds:** 23, Evelyn Akhator vs. Ohio St., 3-19-17  
**A player with 25+ rebounds:** \*27, Valerie Still vs. National College, 2-9-82  
**A player with back-to-back games with 15+ rebounds:** Evelyn Akhator  
 15 rebs at Alabama (1-12-17); 16 rebs vs. Georgia (1-15-17)  
**10+ Rebs in 3 consecutive games:** 3, Rhyne Howard (Jan. 27-Feb. 6)  
**10+ Rebs in four consecutive games:** 5, Dre'una Edwards (11-27 - Present)  
**10+ Rebs in five consecutive games:** 5, Dre'una Edwards (11-27 - Present)  
**10+ Rebs in six consecutive games:** 7, Eleia Roddy (2008)  
**Two players grab 10+ rebounds in a game:** 12, Rhyne Howard and 10,  
 Dre'una Edwards at Mizzou, 2-24-22  
**Three players grab 10+ rebounds in a game:** 16, Akhator; 13, Jennings;  
 11, Epps vs. Morehead State, 11-18-15

**ASSISTS**

**A player with 8+ assists in a game:** 8, Jazmine Massengill, vs.  
 LSU, 3-4-22  
**A player with 9+ assists in a game:** 10, Jazmine Massengill, vs.  
 Auburn, 2-27-22  
**A player with 10+ assists in a game:** 10, Jazmine Massengill, vs.  
 Auburn, 2-27-22  
**A player with 11+ assists in a game:** 11, Taylor Murray vs. UF, 2-19-17  
**A player with 12+ assists in a game:** 12, Makayla Epps vs. Morehead  
 State, 11-18-15

**BLOCKS**

**A player with 5 or more blocks in a game:** 6, Nyah Leveretter at  
 Vanderbilt, 1-27-22  
**A player with 6 or more blocks in a game:** 6, Nyah Leveretter at  
 Vanderbilt, 1-27-22  
**A player with 7 or more blocks in a game:** \*7, DeNesha Stallworth  
 vs. Texas A&M, 2-18-13

**STEALS**

**A player with 5 steals in a game:** 5, Dre'una Edwards vs. TAMU, 2-6-22  
**A player with 6 steals in a game:** 6, Rhyne Howard vs. SC Upstate, 12-19-21  
**A player with 7 steals in a game:** 7, Rhyne Howard vs. Tennessee, 2-11-21  
**A player with 8 steals in a game:** 10, Chasity Patterson vs. Wofford, 12-19-20  
**A player with 9 steals in a game:** 10, Chasity Patterson vs. Wofford, 12-19-20  
**A player with 10 steals in a game:** 10, Chasity Patterson vs. Wofford, 12-19-20  
**A player with 11 or more steals in a game:** \*11, Leslie Nichols vs.  
 Louisville, 2-14-86

**MINUTES**

**Played every minute of a game:** 40 Rhyne Howard vs. S. Carolina, 3-6-21  
**Played over 40 minutes:** 44, Rhyne Howard vs. TAMU, 2-6-22  
**Played over 45 minutes:** 45, Makayla Epps & Makenzie Cann at  
 Louisville, 12-4-16

**Played over 50 minutes:** 51, Kastine Evans vs. Baylor - 4OT, 12-6-13

**FOULS**

**Four or more UK players foul out in a game:** Jennifer Humphrey,  
 Sarah Elliott, Chanté Bowman, Brittany Edelen vs. Louisville, 12-3-06

**THE LAST TIME KENTUCKY...**

**Won a game by 20 or more pts:** +28 (90-62) vs. Auburn, 2-27-22  
**Won an SEC game by 20 or more pts:** +28 (90-62) vs. Auburn, 2-27-22  
**Won a game by 30 or more pts:** +34 (90-56) vs. Merrimack, 12-5-21  
**Won an SEC game by 30 or more pts:** +42 (94-52) at Ole Miss, 2-20-20  
**Won a game by 40 or more pts:** +45 (92-47) vs. Winthrop, 11-21-21  
**Won an SEC game by 40 or more points:** +42 (94-52) at Ole Miss, 2-20-20  
**Won a game by 50 or more pts:** +61 (98-37) vs. Wofford, 12/19/20  
**Won an SEC game by 50 or more pts:** \*+53 (100-47) vs. Miss. St., 1-17-13  
**Won a game by 60 or more pts:** +61 (98-37) vs. Wofford, 12/19/20  
**Won a game by 70 or more pts:** +75 (100-25) vs. Jacksonville St., 11-15-11  
**Scored 100 pts or more in a game:** 100 vs. Evansville, 12-5-17  
**Scored 100 pts or more in an SEC game:** 108 vs. Ole Miss, 2-13-14  
**Scored 90 points or more in a game:** 90 vs. Auburn, 2-27-22  
**Scored 90 points or more in three straight games:** 96 vs. Wagner,  
 11-10-13; 103 vs. Georgia Southern, 11-13-13; 96 vs. Central  
 Michigan, 11-17-13  
**Scored 90 points or more in four straight games:** 4 - 96 vs. Wagner,  
 11-10-13; 103 vs. Georgia Southern, 11-13-13; 96 vs. Central  
 Michigan, 11-17-13, 116 vs. Lipscomb 11-12-13  
**Scored 80 points or more in a game:** 83 vs. Tennessee, 3-5-22  
**Scored 50 points or more in the first half:** 50 vs. Winthrop, 11-21-21  
**Scored 50 points or more in the second half:** 63 vs. UNA, 11-11-21  
**Scored 60 points or more in first half:** 60 vs. Grambling, 12-29-13  
**Scored 60 points or more in second half:** 63 vs. UNA, 11-11-21  
**Lost a game by 20 or more points:** -25 (77-52) vs. Florida, 1-20-22  
**Lost a game by 30 or more points:** -30 (93-63) vs. South Carolina, 3-5-16  
**Lost a game by 40 or more points:** -44 (39-83) vs. Tennessee, 1-27-2001  
**Lost an SEC game by 40 or more pts:** -44 (39-83) vs. Tennessee, 1-27-01  
**Lost a game by 50 or more points:** -72 (38-110) vs. Tennessee, 1-21-01  
**Lost a game by 60 or more points:** -72 (38-110) vs. Tennessee, 1-21-01  
**Lost a game by 70 or more points:** -72 (38-110) vs. Tennessee, 1-21-01  
**Allowed 100 points:** 103 by Arkansas, 2-3-20  
**Allowed 90 or more points:** 94 by DePaul, 12-9-21  
**Scored fewer than 50 points:** 50 vs. S. Carolina, 2-10-22  
**Scored fewer than 40 points:** 36 vs. LSU, 12-18-2005  
**Scored fewer than 25 points in a half:** 17 (1st) vs. S. Carolina, 2-10-22  
**Scored fewer than 20 points in a half:** 17 (1st) vs. S. Carolina, 2-10-22  
**Held opponent to 50 points or fewer:** 44 vs. SC Upstate, 12-19-21  
**Held opponent to 40 points or fewer:** 44 vs. SC Upstate, 12-19-21  
**Held opponent to 30 points or fewer:** 24 by Jackson St., 11-29-15  
**Held opponent to 20 pts or fewer in the 1st half:** 18 vs. Missouri, 1-31-21  
**Held opponent to 20 pts or fewer in the 2nd half:** 16 vs. Presby., 11-9-21  
**Held SEC opp. to 20 pts or fewer in the 1st half:** 18 vs. Missouri, 1-31-21  
**Held an opponent to 10 points or fewer in the first half:** \*9 by  
 Charleston Southern, 12-10-04  
**Held an opponent to 10 points or fewer in the second half:** \*7 by  
 Jackson St., 11-29-15  
**Won a game after trailing at the half:** South Carolina, 3-6-22 (30-21)  
**Won a game after trailing 10+ at the half:** Indiana, 12-6-20 (36-23)  
**Won an SEC game after trailing at the half:** South Carolina, 3-6-22 (30-21)  
**Won after trailing at the half at home:** Vanderbilt, 2-17-22 (36-34)  
**Won after trailing at the half on the road:** at K-State, 12-3-20 (27-25)  
**Scored 100 or more points and lost:** n/a  
**Scored 80 points or more and lost:** vs. DePaul, 12-9-21 (94-85)  
**Scored 50 points or fewer and won:** 50 at Virginia, 11-16-19  
**Game decided by one point:** vs. Louisville, 12-15-19 (L, 67-66)



## WHEN WAS THE LAST TIME ...

**Game decided by two points:** vs. S. Carolina, 3-6-22 (64-62)  
**Game decided by three points:** at Virginia, 11-16-19 (50-47)  
**Shot 50 percent or better vs. non-conference opponent:** 53.7% (36-of-64) vs. Merrimack, 12-5-21  
**Shot 50% or better vs. SEC opponent:** 52.9% (36-of-68) vs. Miss. St, 3-3-22  
**Shot 50 percent or better in consecutive games:** 50.9% (29-57), vs. WVU, 12-1-21; 53.7% (36-67), vs. Merrimack, 12-5-21  
**Shot 55 percent or better:** 56.7 vs. Austin Peay, 12-1-19  
**Shot 60 percent or better:** 64.7 vs. Alabama, 1-25-18  
**Shot 70 percent or higher in a half:** 71.4 (1st half) vs. Middle Tenn., 12-15-18  
**Shot 60 percent or higher from 3:** 60.0 vs. Middle Tenn., 12-15-18  
**Shot 30 percent or lower:** 27.3 vs. Florida, (18-of-66), 1-20-22  
**Shot 20 percent or lower:** 20.0 vs. Georgia, (12-of-60), 3-02-07  
**Shot 15% or lower in a half:** 13.6 (1st half) vs. USC (3-of-22), 3-2-08  
**Held an opponent to lower than 30 percent:** 29.2% (21-of-72) by Auburn, 2-27-22  
**Held an opponent to lower than 20 percent:** 15.6% (7-of-45) by Jackson State, 11-29-15  
**Held an opponent to lower than 15 percent in a half:** 8.5% (1st half) vs. Wofford, 12-19-20  
**Opponent shot 50 percent or better:** 51.3% by DePaul (39-76), 12-9-21  
**Opponent shot 60 percent or better:** 61.0% by SC (36-of-59), 1-2-20  
**Opponent shot 50 percent or better in consecutive games:** Two straight - Florida, 58.0% (29-of-50), 1-31-16; South Carolina, 52.0% (26-of-50), 2-4-16  
**Did not hit a 3-pointer:** vs. DePaul, 12-9-21 (0-of-14)  
**Held opponent without a 3-pointer:** South Carolina, 12-23-20 (0-of-5)  
**Held consecutive opponents without a 3-pointer:** Delaware State, 11-10-12 (0-of-0) and Baylor, 11-13-12 (0-3)  
**Opponent hit 10 or more 3-pointers:** 11 by Miss. State, 2-15-22  
**Hit 10 or more 3-pointers:** 12 vs. Tennessee, 3-5-22  
**Hit 11 or more 3-pointers:** 12 vs. Tennessee, 3-5-21  
**Hit 12 or more 3-pointers:** 12 vs. Tennessee, 3-5-21  
**Hit 13 or more 3-pointers:** 14 at Miss. State, 1-3-21  
**Hit 16 or more 3-pointers:** \*16 at Alabama, 1-9-20  
**Hit 10+ 3s in three straight games:** \*Four straight - Charlotte 10 (12/04), Samford 11 (12/08), Winthrop 13 (12/11), UofL (12/15)  
**Pulled down 60 or more rebounds:** \*67 vs. Morehead State, 11-18-15  
**Pulled down 65 or more rebounds:** \*67 vs. Morehead State, 11-18-15  
**Had 20 or more Reb. than Opp:** 23 vs. UNA, 11-11-21 (50-27)  
**Had 30 or more assists in a game:** 30 vs. Merrimack, 12-5-21  
**Had 20 or more assists in a game:** 21 vs. Vanderbilt, 2-17-22  
**Had 20 or more assists in three straight games:** 3 - 23 vs. Auburn, 2-27-2022; 20 vs. Miss. State, 3-3-22; 20 vs. LSU, 3-4-22  
**Had 20 or more assists in four straight games:** 32 vs. Morehead St., 11-18-15; 24 vs. Colorado 11-22-15; 26 vs. Eastern Michigan 11-25-15; 22 vs. Jackson State 11-29-15  
**Had 20 or more assists in five straight games:** 26 vs. Louisville (2/23/82); 25 vs. Alabama (2/26/82); 29 vs. LSU (2/27/82), 27 vs. Tennessee (2/28/82) and 24 vs. Illinois (3/14/82)  
**Had 19 or more blocks in a game:** \*19 vs. North Carolina A&T, 12-6-05  
**Had 10 or more blocks in a game:** 10 vs. WVU, 12-1-21  
**Opponent had 10 or more blocks in a game:** 10 vs. S.Carolina, 1-10-21  
**Had 15 or more steals in a game:** 16 vs. Winthrop, 11-21-21  
**Had 20 or more steals in a game:** 23 vs. Alabama State, 11-7-18  
**Had 25 or more steals in a game:** \*28 vs. West Virginia, 12-12-93  
**Opponent had 15 or more steals in a game:** 17 by LSU, 1-17-19  
**Forced 30 or more turnovers in a game:** 33 vs. Wofford, 12-19-20  
**Forced 30 or more turnovers in an SEC game:** 31 vs. Tennessee, 3-3-13  
**Forced 40 or more turnovers in a game:** 43 vs. Alabama State, 11-7-18  
**Committed 30 or more turnovers in a game:** 30 at Florida, 1-31-16  
**Committed 30 or more turnovers and won:** 34 vs. Green Bay, 3-19-12

**Committed five turnovers or fewer:** 5 vs. NC State, 3-25-19  
**Committed 10 turnovers or fewer in a non-con game:** 10 vs. Wofford, 12-19-20  
**Committed 10 turnovers or fewer in an SEC game:** 7 vs. Tennessee, 3-5-21  
**Opponent committed fewer than 10 turnovers:** 8 by LSU, 1-30-22  
**Attempted 40 FT:** 42 vs. Tennessee St., 3-20-15  
**Attempted fewer than five FT:** 4 vs. South Carolina, 1-13-11  
**Made 30 FT:** 31 vs. Tennessee St., 3-20-15  
**Made 40 FT:** 49\* vs. Baylor, 12-6-13  
**Hit 100 percent from the free-throw line (min. 10 made):** \*12-of-12 vs. Missouri, 1-13-13  
**Won an overtime game:** at Miss. State, 1-3-21, (92-86) (A) 1OT  
**Lost an overtime game:** vs. Missouri, 3-8-19 (70-68) (N) 1OT  
**Played a double-overtime game:** vs. Miss. State, 2-12-15 (92-90) (H)  
**Played a triple-overtime game:** vs. Baylor, 12-6-13 (133-130) (N) 4OT  
**Played a quadruple-overtime game:** vs. Baylor, 12-6-13 (133-130) (N) 4OT  
**Started three freshmen in a game:** (Evans, Conwright, Drake) vs. UTC, 12-11-10  
**Started four freshmen in a game:** (Mendeng, Helm, Hawthorne, Stoglin) vs. Tennessee, 1-27-2001  
**Defeated a Top-5 opponent:** 3-6-22 - NR UK 64 - #1/1 vs. S. Carolina 62 (N) - SEC Tournament Championship  
**Defeated a Top-10 opponent:** 3-6-22 - NR UK 64 - #1/1 vs. S. Carolina 62 (N) - SEC Tournament Championship  
**Defeated a Top-25 opponent:** 3-6-22 - NR UK 64 - #1/1 vs. S. Carolina 62 (N) - SEC Tournament Championship  
**Defeated a Top-25 non-conference opponent at home:** 1-6-22 - #21/20 UK 84 - vs. #15/14 Georgia 76 (H)  
**Defeated a Top-25 non-conference opponent on the road:** 11-15-15 - #17/18 UK 68 - #15/15 Arizona State 64 (A)  
**Defeated a Top-25 opponent at a neutral site:** 3-6-22 - NR UK 64 - #1/1 vs. S. Carolina 62 (N) - SEC Tournament Championship  
**Defeated a Top-10 SEC opponent at home:** 2-11-21 - #20/18 UK 71 - vs. #16/19 Tennessee 64 (H)  
**Defeated a Top-25 SEC opponent at home:** 1-6-22- #21/20 UK 84 - vs. #15/14 Georgia 76 (H)  
**Defeated a Top-25 opponent on the road:** 2-25-21- #19/17 UK 62 - vs. #17/18 Georgia 58 (A)  
**Defeated a Top-25 SEC opponent on the road:** 1-3-21- #13/11 UK 92 - vs. #12/13 Mississippi State 86 (A)  
**Defeated a Top-10 opponent on the road:** 12-7-14 - UK 77 - #7/7 Louisville 68 (A)  
**Defeated a Top-10 SEC opponent on the road:** 2-16-14 - UK 75 - #8/8 Tennessee 71 (A)  
**Was defeated by an unranked opp. (while ranked) at home:** vs. Ole Miss (63-54), 1-23-22 (#23/22)  
**Was defeated by an unranked opp. (while ranked) on the road:** at Ole Miss (60-72), 2-4-21 (#15/14)  
**Was defeated by an unranked opp. (while ranked) at a neutral site:** vs. Iowa (86-72), 3-23-21 (#18/19)

\* Denotes a school record

**TOP-10 HOME GAMES ATTENDANCES (! INCLUDES RUPP ARENA)**

1.	23,705	Duke !	12/22/13
2.	22,075	Baylor !	11/17/14
3.	18,488	DePaul !	12/07/12
4.	17,150	Duke !	12/20/15
5.	14,508	Duke !	12/08/11
6.	14,425	Louisville !	12/10/15
7.	13,689	Tennessee !	01/26/06
8.	10,622	Old Dominion	02/05/83
9.	10,390	Rutgers !	01/12/80
10.	10,192	Louisville !	12/28/06

**TOP-10 MEMORIAL COLISEUM ATTENDANCES**

1.	10,622	Old Dominion	02/06/83
2.	8,429	Tennessee	01/29/04
3.	8,223	Auburn	02/18/83
4.	8,200	Tennessee	02/09/83
5.	8,130	Tennessee	01/23/00
6.	7,965	Tennessee	03/03/13
7.	7,963	Louisville	12/11/13
8.	7,961	Tennessee	01/12/12
9.	7,951	Louisville	12/04/11
10.	7,888	Florida	01/22/12

**HOME COURT WINNING STREAKS (INCLUDES RUPP ARENA)**

Games	Began	Ended	
1.	34	Feb. 13, 2011	Feb. 3, 2013
2.	30	Feb. 12, 1980	Jan. 31, 1982
3.	25	March 19, 2009	Jan. 9, 2010
4.	19	Feb. 23, 1982	Feb. 9, 1983
5.	14	Jan. 31, 1990	Jan. 27, 1991
6.	13	Jan. 30, 1984	Jan. 13, 1985
	13	March 2, 2014	Jan. 29, 2015
8.	11	Feb. 7, 1987	Jan. 7, 1988
	11	Feb. 10, 1979	Feb. 2, 1980
10.	10	Nov. 19, 2004	Jan. 27, 2005

**KENTUCKY ATTENDANCE AVERAGES LAST 15 YEARS**

Year	Total	(Games) Rank	Avg. PG
2003-04	72,533	(14 games) 16th	5,182
2004-05	90,663	(19 games) 20th	4,772
2005-06	77,411	(15 games) 20th	5,161
2006-07	87,943	(15 games) 13th	5,863
2007-08	85,769	(18 games) 23rd	4,756
2008-09	75,194	(17 games) 21st	4,423
2009-10	95,615	(17 games) 14th	5,624
2010-11	95,453	(15 games) 11th	6,364
2011-12	113,068	(18 games) 13th	6,282
2012-13	104,447	(17 games) 11th	6,144
2013-14	121,089*	(18 games) 9th	6,727*
2014-15	108,436	(17 games) 8th	6,379
2015-16	116,164	(18 games) 8th	6,454
2016-17	104,252	(20 games) 14th	5,213
2017-18	82,984	(16 games) 15th	5,187
2018-19	85,807	(18 games) 18th	4,767
2019-20	80,853	(17 games) 19th	4,756

\* - SCHOOL RECORD



**Memorial Coliseum (8,000)**

- The Coliseum covers an entire city block and has as much space as a seven-story office building. It currently has a capacity of 8,000.
- The Coliseum was built in 1950 and serves as a memorial to every Kentuckian who lost their life serving their country.
- A massive new LED video board spanning approximately 1,800 square feet with dimensions of 30 feet by 60 feet was installed in Memorial Coliseum in 2018.
- Wildcat fans are passionate about their basketball, that's why UK has ranked in the nation's top 20 and in the SEC's top four in attendance 11 straight years.
- UK averaged 5,186 fans per game in 2017-18 which ranked 15th nationally.
- UK drew 116,164 fans for its home games in 2015-16 the second-highest total attendance in school history.



**Rupp Arena (23,500)**

- Rupp Arena is entering its 45th season.
- An awesome structure in sight and scope, the arena is divided into two seating areas. The lower level features 10,000 cushioned theater seats while the upper arena has new chairback seats on the sidelines. The latter can be visually isolated to provide more natural setting for small shows.
- The Wildcats command an exclusive and updated state-of-the-art locker room, while other amenities include six team-size dressing rooms and eight smaller units.
- In 2013-14, UK set the new single-game attendance record when 23,706 fans saw UK face No. 2 Duke in Rupp Arena on Dec. 22, 2013. The attendance marked the largest crowd ever to see a college women's hoops game in the Commonwealth — the previous mark was 22,152 for the first Kentucky-Louisville game played in the KFC Yum! Center on Dec. 5, 2010.
- In 2015-16, Kentucky packed 17,150 fans in Rupp Arena on Dec. 20 against Duke, which was the fourth-largest home crowd in program history. On Dec. 10, the Wildcats had 14,425 fans at the historic arena, which was the sixth-largest home crowd in school history.

## UK IN THE NCAA TOURNAMENT

### NCAA TOURNAMENT RECORDS

#### TEAM RECORDS

##### Most Points In a Game

UK: 106 vs. Wright State 3/22/2014  
Opp: 99 (Dayton) 3/20/2015

##### Fewest Points In a Game

UK: 53 vs. UCONN 4/1/2013  
Opp: 31 (UNC Asheville) 3/19/2016

##### Most Rebounds

UK: 67 vs. Wright State 3/22/2014  
Opp: 55 (North Carolina) 3/21/2011

##### Fewest Rebounds

UK: 25 vs. Louisiana Tech 3/20/1982  
Opp: 25 (Nebraska) 3/28/2010

##### Highest Field Goal Percentage

UK: 59.1% (39-of-66) vs. Illinois 3/14/1982  
Opp: 64.6% (31-of-48) (Indiana) 3/18/1983

##### Lowest Field Goal Percentage

UK: 31.1% vs. Connecticut 3/27/2012  
Opp: 20.6% (13-of-63) (UNC Asheville) 3/16/2016

##### Highest Free Throw Percentage

UK: 100% (4-of-4) vs. Michigan State 3/20/2006  
Opp: 95.0% (19-of-20) (Delaware) 3/30/2013

##### Lowest Free Throw Percentage

UK: 0.0% (0-1) vs. Drake 3/12/1986  
Opp: 28.6% (6-21) (Louisiana Tech) 3/20/1982

##### Highest 3-Point Field Goal Percentage

UK: 63.6% (7-of-11) vs. Liberty 3/20/2010  
Opp: 61.1% (11-of-18) (Dayton) 3/22/2015

##### Lowest 3-Point Field Goal Percentage

UK: 11.1% (1-of-9) vs. Chattanooga 3/18/2006  
Opp: 12.0% (3-of-25) (UNC Asheville) 3/19/16

##### Field Goals Made

UK: 44 vs. Wright State 3/22/2014  
Opp: 38 (Louisiana Tech) 3/20/1982

##### Field Goals Attempted

UK: 81 vs. North Carolina 3/21/2011  
Opp: 83 (Wright State) 3/22/2014

##### 3-Point Field Goals Made

UK: 12 vs. Gonzaga 3/25/2012  
Opp: 11 (Dayton) 3/22/2015, (Washington) 3/25/16

##### 3-Point Field Goals Attempted

UK: 29 vs. NC State 3/25/19  
Opp: 28 (Washington) 3/25/16

##### Free Throws Made

UK: 31 vs. Nebraska 3/13/1999 and Tenn. St. 3/20/2015  
Opp: 32 (UCLA) 3/15/1999

##### Free Throws Attempted

UK: 42 vs. Tennessee State 3/20/2015  
Opp: 35 (Nebraska) 3/13/1999, UCLA 3/15/1999 and UConn 3/27/2012

##### Assists

UK: 27 vs. Drake 3/12/1986  
Opp: 24 (Louisiana Tech) 3/20/1982

##### Steals

UK: 18 vs. Tennessee State 3/20/2015  
Opp: 21 (Green Bay) 3/19/2012

##### Blocked Shots

UK: 12 vs. Wright State 3/22/2014  
Opp: 10 (Connecticut) 4/1/2013; (Ohio St.) 3/19/17

##### Turnovers- High

UK: 34 vs. Green Bay 3/19/2012  
Opp: 26 (South Carolina 3/18/1982, Tennessee State 3/20/2015)

##### Turnovers- Low

UK: 5 vs. Dayton 3/22/2015  
Opp: 6 (Ohio State) 3/19/17

##### Largest Margin of Victory

54 vs. UNC Asheville 3/19/2016

##### Largest Margin of Defeat

24 (UCLA) 3/15/1999

#### INDIVIDUAL RECORDS BY UK

##### Points (30 or more)

34 A'dia Mathies vs. Dayton 3/26/2013  
32 A'dia Mathies vs. Liberty 3/20/2010  
31 Victoria Dunlap vs. Oklahoma 3/30/2010  
30 Lea Wise vs. Illinois 3/14/1982  
30 Makayla Epps vs. Washington 3/25/16  
30 Makayla Epps vs. Belmont 3/17/17

##### Rebounds

23 Evelyn Akhator vs. Ohio State 3/19/17  
14 Samarie Walker vs. Wright State 3/22/2014  
14 Evelyn Akhator vs. Washington 3/25/16  
13 Valerie Still vs. Illinois 3/14/1982  
13 Valerie Still vs. South Carolina 3/18/1982  
13 Valerie Still vs. Indiana 3/18/1983  
13 Victoria Dunlap vs. Oklahoma 3/30/2010  
13 Samarie Walker vs. McNeese State 3/17/2012  
13 Samarie Walker vs. Green Bay 3/19/2012

##### Field Goals Made (10 or more made)

15 Lea Wise vs. Illinois 3/14/1982  
13 A'dia Mathies vs. Dayton 3/26/2013  
13 Makayla Epps vs. Washington 3/25/16

##### Field Goals Attempted

26 Makayla Epps vs. Washington 3/25/16

##### Free Throws Made

12 A'dia Mathies vs. Liberty 3/20/2010

##### Free Throws Attempted

17 A'dia Mathies vs. Liberty 3/20/2010

##### 3-Point Goals Made

6 A'dia Mathies vs. Dayton 3/26/2013

##### 3-Point Goals Attempted

10 Keyla Snowden vs. UNC3/21/2011

##### Assists

13 Patty Jo Hedges vs. Illinois 3/14/1982

##### Steals

5 Victoria Dunlap vs. Liberty 3/20/2010  
5 Jennifer O'Neill vs. Dayton 3/22/2015

##### Blocked Shots

6 Alexis Jennings vs. Oklahoma, 3/21/2016

##### Turnovers

10 Lea Wise vs. Louisiana Tech 3/20/1982

#### INDIVIDUAL RECORDS BY OPPONENTS

##### Points

35 Wanda Ford (Drake) 3/12/1986

##### Rebounds

19 Sheila Foster (South Carolina) 3/18/1982

##### Field Goals Made

15 Wanda Ford (Drake) 3/12/1986

##### Field Goals Attempted

25 Talia Walton (Washington) 3/25/16

##### Free Throws Made

15 Maylana Martin (UCLA) 3/15/1999

##### Free Throws Attempted

15 Maylana Martin (UCLA) 3/15/1999

##### 3-Point Goals Made

5 Darby Maggard (Belmont) 3/17/17

##### 3-Point Goals Attempted

12 Darby Maggard (Belmont) 3/17/17  
12 Kelsey Mitchell (Ohio State) 3/19/17

##### Assists

11 Niya Johnson (Baylor) 3/29/2014

##### Steals

10 Jule Wojta (Green Bay) 3/19/2012

##### Blocked Shots

6 Jodie Cornelie (Dayton) 3/22/2015  
5 Jessica Breland (North Carolina) 3/21/2011

##### Turnovers

8 Samantha MacKay (Dayton) 3/26/2013  
8 Megan Lukan (Green Bay) 3/19/2012  
8 Amber Mays (Liberty) 3/20/2010

## KENTUCKY IN THE NCAA TOURNAMENT

Appearances: 17

Overall Record: 22-16, 1-1 under Coach Kyra Elzy

First Round Games: 13-3, 1-0 under Elzy

Second Round Games: 5-7, 0-1 under Elzy

Regional Semifinals: 4-2

Regional Finals: 0-4

vs. Baylor: 0-1  
vs. Belmont: 1-0  
vs. Chattanooga: 1-0  
vs. Connecticut: 0-2  
vs. Dayton: 1-1  
vs. Delaware: 1-0  
vs. Drake: 0-1  
vs. Gonzaga: 1-0  
vs. Green Bay: 1-0  
vs. Hampton: 1-0  
vs. Idaho State: 1-0  
vs. Indiana: 0-1  
vs. Illinois: 1-0  
vs. Iowa: 0-1  
vs. James Madison: 0-1  
vs. Liberty: 1-0  
vs. Louisiana Tech: 0-1  
vs. McNeese State: 1-0  
vs. Michigan State: 1-1  
vs. Navy: 1-0  
vs. Nebraska: 2-0  
vs. North Carolina: 0-1

vs. NC State: 0-1  
vs. UNC Asheville: 1-0  
vs. Ohio State: 0-1  
vs. Oklahoma: 1-1  
vs. Princeton: 1-0  
vs. South Carolina: 1-0  
vs. Syracuse: 1-0  
vs. Tennessee State: 1-0  
vs. UCLA: 0-1  
vs. Washington: 0-1  
vs. Wright State: 1-0

# NCAA TOURNAMENT GAME-BY-GAME STATISTICS

## 2022

Date	Opponent	Attend	FG	FGA	Pct	3FG	FGA	Pct	FT	FTA	Pct	Off	Def	Tot	Avg	PF	A	TO	Blk	Stl	Pts
3/19/22	Kentucky Princeton	1st Rd																			

## 2021

3/21/21	Kentucky Idaho State	1st Rd	0	24	.63	.381	8	18	.444	15	18	.833	16	29	45	36.5	13	13	19	3	12	71
3/23/21	Kentucky Iowa	2nd Rd	0	26	.74	.351	7	27	.259	13	16	.813	22	16	38	36.6	13	13	8	4	13	72

## 2019

3/23/19	Kentucky Princeton	1st Rd	2,769	27	.54	.500	9	18	.500	19	26	.731	5	21	26	34.0	14	15	7	2	11	82
3/25/19	Kentucky NC State	2nd Rd	2,683	22	.69	.319	9	29	.310	4	6	.667	15	16	31	33.9	20	10	5	2	9	57

## 2017

3/17/17	Kentucky Belmont	1st Rd	3,497	26	.56	.464	7	15	.467	14	19	.737	10	18	28	36.3	12	18	7	2	4	73
3/19/17	Kentucky Ohio State	2nd Rd	2,644	25	.73	.342	3	17	.176	15	19	.789	17	33	50	36.0	15	12	12	5	2	68

## 2016

3/19/16	Kentucky UNC Asheville	1st Rd	2,701	33	.66	.500	8	16	.500	11	14	.786	15	35	50	39.9	11	17	10	7	8	85
3/21/16	Kentucky Oklahoma	2nd Rd	3,056	22	.58	.379	6	13	.462	29	38	.763	11	30	41	39.9	17	12	10	8	3	79
3/25/16	Kentucky Washington	Sweet 16	8,509	32	.80	.400	5	21	.238	3	9	.333	13	31	44	40.0	18	13	7	1	3	72

## 2015

3/20/15	Kentucky Tennessee State	1st Rd	3,223	29	.59	.492	8	19	.421	31	42	.738	16	36	52	52.0	19	17	17	7	18	97
3/22/13	Kentucky Dayton	2nd Rd	3,320	33	.76	.434	4	13	.308	24	38	.632	15	19	34	34.0	25	12	5	4	11	94

## 2014

3/22/14	Kentucky Wright State	1st Rd	5,404	44	.80	.550	7	14	.500	11	15	.733	18	49	67	67.0	22	19	22	12	4	106
3/24/14	Kentucky Syracuse	2nd Rd	4,661	21	.58	.362	4	12	.333	18	28	.643	16	22	38	52.5	19	12	15	6	15	64
3/29/13	Kentucky #5/6 Baylor	Sweet 16	8,774	24	.69	.348	3	12	.250	21	26	.808	16	23	39	48.0	25	10	8	4	5	72

## 2013

3/24/13	Kentucky Navy	1st Rd	2,717	23	.60	.383	3	11	.273	12	15	.800	15	28	43	43.0	11	10	19	4	16	61
3/26/13	Kentucky #18/15 Dayton	2nd Rd	1,144	32	.68	.471	8	24	.333	12	16	.750	13	21	34	38.5	23	12	16	2	12	84
3/30/13	Kentucky #15/16 Delaware	Sweet 16	6,031	25	.62	.403	7	24	.292	12	19	.632	18	17	35	37.3	18	9	11	2	10	69
4/1/13	Kentucky #3/3 Connecticut	Elite Eight	8,594	19	.62	.306	4	16	.250	11	15	.733	11	22	33	36.2	20	9	21	5	9	53

## 2012

3/17/12	Kentucky McNeese State	1st Rd	4,695	25	.63	.397	2	17	.118	16	28	.571	22	36	58	58.0	25	15	20	8	6	68
3/19/12	Kentucky #10/10 Green Bay	2nd Rd	3,254	25	.49	.510	4	10	.400	11	16	.688	11	28	39	48.5	16	15	34	4	11	65
3/25/12	Kentucky RV/#24 Gonzaga	Sweet 16	6,031	27	.61	.443	12	21	.571	13	22	.591	17	27	44	47.0	14	18	14	2	9	79
3/27/12	Kentucky #3/3 Connecticut	Elite Eight	5,184	19	.61	.311	6	21	.286	21	22	.955	14	12	26	41.8	23	8	10	1	8	65

## 2011

3/19/11	Kentucky Hampton (OT)	1st Rd	3,934	22	.64	.344	8	19	.421	14	19	.737	15	25	40	40.0	17	14	13	6	8	66
3/21/11	Kentucky # 14 North Carolina	2nd Rd	4,014	28	.81	.346	5	23	.217	13	17	.765	15	16	31	35.5	23	10	8	3	8	74

## 2010

3/20/10	Kentucky Liberty	1st Rd	3,560	25	.49	.510	7	11	.636	26	36	.722	9	17	26	26.0	17	15	15	2	16	83
3/22/10	Kentucky #24/25 Michigan St.	2nd Rd	3,361	25	.59	.424	3	13	.231	17	28	.607	11	29	40	33.0	13	13	11	4	14	70

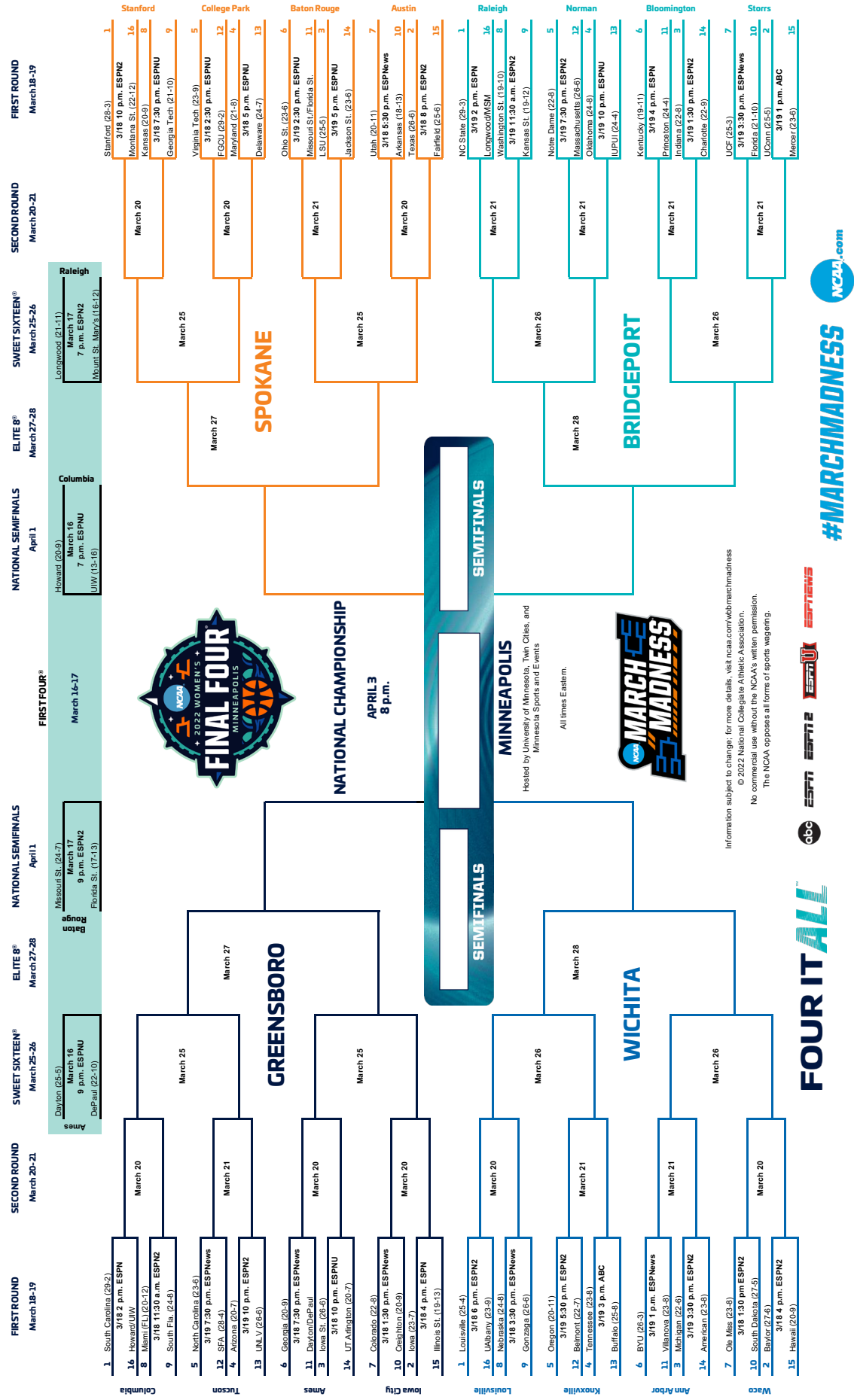
## NCAA TOURNAMENT GAME-BY-GAME STATISTICS

3/28/10	Kentucky #4 Nebraska	Sweet 16	5,907	31	62	.500	8	16	.500	6	12	.500	13	23	36	34.0	21	15	16	3	10	76
				24	51	.471	5	12	.417	14	20	.700	7	18	25	33.3	15	10	16	2	5	67
3/30/10	Kentucky #12 Oklahoma	Elite Eight	4,021	23	70	.329	2	17	.118	20	22	.909	20	14	34	34.0	17	6	14	0	12	68
				32	52	.615	5	15	.333	19	21	.905	8	28	36	34.0	18	15	21	2	8	88
<b>2006</b>																						
3/18/06	Kentucky Chattanooga	1st Rd	3,396	23	50	.460	1	9	.111	22	31	.710	13	27	40	40.0	14	13	20	5	11	69
				24	63	.381	6	27	.222	5	8	.625	14	17	31	31.0	19	13	19	2	9	59
3/20/06	Kentucky #16/17 Michigan State	2nd Rd	3,212	26	62	.419	7	20	.350	4	4	1.000	10	23	33	36.5	16	15	14	7	8	63
				25	59	.424	3	12	.250	14	19	.737	14	26	40	35.5	5	12	13	4	5	67
<b>1999</b>																						
3/13/99	Kentucky Nebraska	1st Rd	2,390	31	59	.525	5	12	.416	31	40	.775	18	19	37		26	13	24	2	12	98
				30	60	.500	5	11	.454	27	35	.771	16	15	31		29	11	22	0	12	92
3/15/99	Kentucky UCLA	2nd Rd	2,604	21	64	.328	5	23	.217	16	25	.64	14	19	33		26	63	17	1	10	63
				26	55	.472	3	11	.272	32	35	.914	12	33	45		18	10	20	3	9	87
<b>1991</b>																						
3/13/91	Kentucky James Madison	1st Rd	-	24	48	.500	3	9	.333	11	16	.688	4	24	28		18	8	21	0	4	62
				28	59	.475	1	8	.125	13	19	.684	1	2	3		15	16	13	2	11	70
<b>1986</b>																						
3/12/86	Kentucky Drake	1st Rd	-	35	71	.493	-	-	-	0	1	.000	-	-	31		16	27	13	0	7	70
				32	53	.604	-	-	-	9	16	.563	-	-	30		9	20	13	3	7	73
<b>1983</b>																						
3/18/83	Kentucky Indiana	1st Rd	-	28	75	.373	-	-	-	20	30	.667	-	-	42		24	14	19	2	5	76
				31	48	.646	-	-	-	25	31	.806	-	-	35		24	18	20	5	5	87
<b>1982</b>																						
3/14/82	Kentucky Illinois	1st Rd	-	39	66	.591	-	-	-	10	24	.417	-	-	47		19	24	24	1	1	88
				37	80	.463	-	-	-	6	9	.667	-	-	37		23	21	15	2	17	80
3/18/82	Kentucky South Carolina	2nd Rd	-	33	74	.446	-	-	-	7	16	.438	-	-	35		14	17	12	0	12	73
				32	67	.478	-	-	-	5	9	.556	-	-	50		17	18	26	4	6	69
3/20/82	Kentucky Louisiana Tech	Regional Finals	-	26	58	.448	-	-	-	8	9	.889	-	-	25		19	15	21	0	4	60
				38	68	.559	-	-	-	6	21	.286	-	-	42		19	24	16	4	14	82

## KENTUCKY'S NCAA TOURNAMENT HISTORY

Year	Region	Site	UK (Seed)	Opponent (Seed)	Round	Result
1982	Midwest	Lexington, Ky. Ruston, La.	Kentucky (2)	Illinois (7)	1st	W, 88-80
				South Carolina (3)	Regional Semifinals	W, 73-69
				Louisiana Tech (1)	Regional Finals	L, 60-82
1983	Midwest	Lexington, Ky.	Kentucky (3)	Indiana (6)	1st	L, 76-87
				Drake (10)	1st	L, 70-73
1991	East	Harrisonburg, Va.	Kentucky (9)	James Madison (8)	1st	L, 62-70
1999	West	Los Angeles, Calif.	Kentucky (6)	Nebraska (11)	1st	W, 98-92
				UCLA (3)	2nd	L, 63-87
				Chattanooga (12)	1st	W, 69-59
2006	Bridgeport	Chicago, Ill.	Kentucky (5)	Michigan State (4)	2nd	L, 63-67
				Liberty (13)	1st	W, 83-77
				Michigan State (5)	2nd	W, 70-52
2010	Kansas City	Louisville, Ky. Kansas City, Mo.	Kentucky (4)	Nebraska (1)	Regional Semifinals	W, 76-67
				Oklahoma (3)	Regional Finals	L, 68-88
				Hampton (13)	1st	W, 66-62 (OT)
2011	Spokane	Albuquerque, N.M.	Kentucky (4)	North Carolina (5)	2nd	L, 74-86
				McNeese State (15)	1st	W, 68-62
				Green Bay (7)	2nd	W, 65-62
2012	Kingston	Ames, Iowa Kingston, R.I.	Kentucky (2)	Gonzaga (11)	Regional Semifinals	W, 79-62
				Connecticut (1)	Regional Finals	L, 65-80
				Navy (15)	1st	W, 61-41
2013	Bridgeport	Queens, N.Y. Bridgeport, Conn.	Kentucky (2)	Dayton (7)	2nd	W, 84-70
				Delaware (6)	Regional Semifinals	W, 69-62
				Connecticut (1)	Regional Finals	L, 53-84
2014	South Bend	Lexington, Ky.	Kentucky (3)	Wright State (14)	1st	W, 106-60
				Syracuse (6)	2nd	W, 64-59
				Baylor (2)	Regional Semifinals	L, 72-90
2015	Albany	South Bend, Ind. Lexington, Ky.	Kentucky (2)	Tennessee State (15)	1st	W, 97-52
				Dayton (7)	2nd	L, 99-94
				UNC Asheville (14)	1st	W, 85-31
2016	Lexington	Lexington, Ky.	Kentucky (3)	Oklahoma (6)	2nd	W, 79-58
				Washington (7)	Regional Semifinals	L, 85-72
				Belmont (13)	1st	W, 73-70
2017	Lexington	Lexington, Ky. Lexington, KY.	Kentucky (4)	Ohio State (5)	2nd	L, 82-68
				Princeton (11)	1st	W, 82-77
				NC State (3)	2nd	L, 72-57
2019	Greensboro	Raleigh, N.C.	Kentucky (6)	Idaho State (13)	1st	W, 71-63
				Iowa (5)	2nd	L, 86-72
2021	River Walk	Alamodome Bill Greehey Arena	Kentucky (4)	Princeton (11)	1st	TBD
2022	Bridgeport	Bloomington, Ind.	Kentucky (6)		1st	TBD

2022 NCAA DIVISION I WOMEN'S BASKETBALL CHAMPIONSHIP



NATIONAL CHAMPIONSHIP  
APRIL 3  
8 p.m.  
Hosted by University of Minnesota, Twin Cities, and Minnesota Sports and Events  
All Times Eastern.



Information subject to change; for more details, visit [ncaa.com/web/marchmadness](http://ncaa.com/web/marchmadness)  
© 2022 National Collegiate Athletic Association.  
No commercial use without the NCAA's written permission.  
The NCAA opposes all forms of sports wagering.

FOUR IT ALL



#MARCHMADNESS  
NCAA.com

# Rhyné HOWARD



- The most versatile and only player in the nation this season with 600+ points, 200+ rebounds, 100+ assists, 70+ steals and 35+ blocks.
- SEC Tournament Most Valuable Player after leading Kentucky to its first tournament title in 40 years, defeating #1 South Carolina, #6 LSU and #18 Tennessee along the way.
- Has led Kentucky to a 10-game winning streak entering the NCAA Tournament, averaging 21 points and 7 rebounds per game in those games, shooting 45 percent from the field and 46 percent from 3.
- In the final home game of her career, she scored a season-high 32 points, going 8-of-13 from 3 to set a school record for 3s in a game.
- Has scored over 600 points this season to become the second all-time scorer in Kentucky Basketball - men's and women's - history.

# 20.6

**PTS/GM**



FIRST TEAM ALL-SEC

**ALL-AMERICAN**

.384 .445 7.3

3PT% FG% RPG

101 71 68 39

ASTS STLs 3PTFGS BLKS





# Head Coach KYRA ELZY



@UKCoachLZ



- WBCA Rookie Coach of the Year in 2021 after becoming the first UK head coach to lead their team to the NCAA Tournament in their first season at the helm.
- Named espnW National Coach of the Week on January 4, 2021, after back-to-back top-12 wins to start conference action (then-No. 10 Arkansas and then-No. 12 Mississippi State). It marked the first time Kentucky has ever earned back-to-back wins against teams ranked in the top-12 of the AP poll.
- Became the eighth head coach in UK women's basketball history as UK AD Mitch Barnhart named her head coach on Dec. 14, 2020 following the retirement of Matthew Mitchell.
- Has been a huge key to the program's success the last 13 years as she has spent 10 seasons on the Kentucky staff. Started as assistant coach from 2008-2010 then associate head coach 2010-2012. Returned to UK in 2016 as the associate head coach.
- In her nine years at Kentucky, the Wildcats have been to the NCAA Tournament seven times, including two NCAA Elite Eights. UK won the SEC Regular Season Championship in 2012 - only its second in program history. UK has had a winning season in eight of those nine seasons, including six 20-win seasons and six 10+ wins in league play.
- At Kentucky, Elzy has coached three SEC Players of the Year (Victoria Dunlap, A'dia Mathies, Rhyne Howard), three SEC Freshman of the Year (A'dia Mathies, Bria Goss, Rhyne Howard), one SEC Defensive Player of the Year (Victoria Dunlap), two SEC 6th Woman of the Year (Keyla Snowden, Chasity Patterson), two SEC Scholar-Athletes of the Year (Alyssa Rice, Maci Morris) and her players have earned 40 All-SEC honors overall.
- Elzy married Dexter Lander in August 2012 and the couple have one son Jackson, who was born in 2016.

### DID YOU KNOW?

- Kyra Elzy is in the Kentucky High School Basketball Hall of Fame for her storied career at Oldham County High School. During her high school days, she was a two-time All-American selection by Parade Magazine and Street & Smith and considered by some to be the best high school basketball player in Kentucky history. She led her Oldham County team to two KHSAA regional titles and a semifinal appearance in the 1993 KHSAA Sweet 16. Overall, she scored 3,000 points with 1,700 rebounds, 449 assists and 516 steals over a stellar career.
- An all-around athlete, Kyra also saw success in cross country and track and field where she was a state champion in the 400-meter dash as a junior in high school.
- Elzy holds a bachelor's degree in psychology from Tennessee in 1999 and a master's degree in cultural studies and education with an emphasis in sports psychology from UT in 2001.
- As a student-athlete at UT from 1996-2001, Elzy's game excelled under Hall of Famer Pat Summitt. A four-year letterwinner, Elzy was a member of two national championship teams (1997, 1998), a national runner-up squad (2000), four SEC regular-season championships (1998, 1999, 2000, 2001) and three SEC Tournament titles (1998, 1999, 2000).
- During her time in Knoxville, she played in 126 games and earned the Holly Warlick Defensive Player of the Year award in 1997 and the Unsung Hero Award in 1998. Elzy became just the fifth freshman in Tennessee history to start her first game as a Lady Vol when she started at guard in the 1996-97 season opener against Austin Peay. She also earned another distinction during her playing career, becoming the first UT player to earn her master's degree while still playing.

## KYRA ELZY YEAR-BY-YEAR AS HEAD COACH

Year	School	Position	Record	SEC	Postseason
2021-22	Kentucky	Head Coach	19-11	12-8	SEC Tournament Champions
2020-21	Kentucky	Head Coach	18-9	9-6	SEC Tournament QF/NCAA Second Round
<b>Total</b>	<b>at UK</b>	<b>Head Coach</b>	<b>36-20 (.643)</b>		
	<b>vs. SEC</b>	<b>Head Coach</b>	<b>21-14 (.600)</b>		
	<b>Overall</b>	<b>Head Coach</b>	<b>36-20 (.643)</b>		

## KYRA ELZY YEAR-BY-YEAR AS ASSISTANT COACH

Year	School	Position	Record	SEC/Conf.	Postseason
2019-20	Kentucky	Associate Head Coach	22-8	10-6	SEC Tournament SF/NCAA canceled
2018-19	Kentucky	Associate Head Coach	25-8	11-5	SEC Tournament QF/NCAA 2nd Rd.
2017-18	Kentucky	Associate Head Coach	15-17	6-10	SEC Tournament QF
2016-17	Kentucky	Associate Head Coach	22-11	11-5	SEC Tournament SF/NCAA 2nd Rd.
2015-16	Tennessee	Associate Head Coach	22-14	8-8	NCAA Elite Eight
2014-15	Tennessee	Assistant Coach	30-6	15-1	SEC Reg. Season Champ./NCAA Elite Eight
2013-14	Tennessee	Assistant Coach	29-6	13-3	SEC Tournament Champ./NCAA Sweet 16
2012-13	Tennessee	Assistant Coach	27-8	14-3	SEC Reg. Season Champ./NCAA Elite Eight
2011-12	Kentucky	Associate Head Coach	28-7	13-3	SEC Reg. Season Champ./NCAA Elite Eight
2010-11	Kentucky	Associate Head Coach	25-9	11-5	SEC Tournament Finals/NCAA 2nd Rd.
2009-10	Kentucky	Assistant Coach	28-8	11-5	SEC Tournament Finals/NCAA Elite Eight
2008-09	Kentucky	Assistant Coach	16-16	5-9	WNIT Second Round
2007-08	Kansas	Assistant Coach	17-16	4-12	WNIT Third Round
2006-07	Kansas	Assistant Coach	11-20	4-12	Big 12 Tournament 2nd Rd.
2005-06	Kansas	Assistant Coach	17-13	5-11	WNIT First Round
2004-05	Kansas	Assistant Coach	12-16	5-11	Big 12 Tournament 1st Rd.
2003-04	WKU	Assistant Coach	20-14	12-2	Sun Belt Tourn. Runner-up/WNIT Third Rd.
2002-03	WKU	Assistant Coach	22-9	12-2	Sun Belt Tourn. Champ./NCAA 1st Rd.
<b>Total</b>	<b>at UK</b>	<b>Assistant Coach</b>	<b>181-94 (.658)</b>		
	<b>Overall</b>	<b>Assistant Coach</b>	<b>388-206 (.653)</b>		





# ROBYN BENTON

#1 • GUARD • SR • 5-9

CONYERS, GA./GREATER ATLANTA CHRISTIAN/AUBURN

## 2021-22 (SENIOR)

Tied for the most steals in game vs. Presbyterian with 4 ... Tied for most steals in game vs. Winthrop and notched fourth straight game with over 10 points ... Scored second-highest point total in her career in game vs. DePaul with 22 points ... Led Kentucky in points with 11 at South Carolina ... Missed several games during league play due to an ankle injury ... Returned to the court vs. South Carolina on February 10 ... Earned 10th double-digit scoring game this season against Arkansas with 11 points ... Also came off the bench to hit two 3s against Missouri ... Scored 12 points with two blocks and two assists in first game of the SEC Tournament against Mississippi State ... Hit a season-high four 3s with 16 total points in the SEC Tournament semifinal win against Tennessee ... Hit a game-changing 3-pointer in SEC Championship win against South Carolina.



## EXTRA STATS ...

	21-22	Career
10+ Points	13	39
15+ Points	2	8
20+ Points	1	2
25+ Points	0	0
30+ Points	0	0
35+ Points	0	0
40+ Points	0	0
Made 3+ 3FG	2	10
10+ Rebs	0	0
Double-dbls	0	0
3+ Assists	4	15
2+ Steals	7	37
Led UK in Pts	2	2
Led UK in Rebs	0	0
Led UK in Asts	0	2
Led UK in Stls	4	8
Led UK in Blks	4	4

## CAREER HIGHS

POINTS:	23 AT MISSOURI, 02/27/20
FGM:	11 vs. DEPAUL, 12/09/21
FGA:	17 AT SOUTH CAROLINA, 02/13/20
FTM:	8 AT ALABAMA, 02/9/20
FTA:	8 (2X) LAST AT ALABAMA, 2/9/20
3FGM:	5 AT ELON, 12/22/18
3FGA:	8 (2X) LAST vs. OLE MISS, 01/23/20
O-REBOUNDS:	4 (5X) LAST vs. SOUTH CAROLINA, 02/13/20
D-REBOUNDS:	5 AT DEPAUL, 12/16/20
TOTAL REBOUNDS:	7 (3X) LAST vs. LA SALLE, 11/27/21
ASSISTS:	5 vs. MISSISSIPPI STATE, 2/15/22
BLOCKS:	2 (4X) LAST vs. MISSISSIPPI STATE, 3/3/22
STEALS:	6 (2X) LAST vs. VANDERBILT, 2/2/20
MINUTES:	38 vs. MISSISSIPPI STATE, 2/20/20

## SEASON HIGHS

POINTS:	22 vs. DEPAUL, 12/09/21
FGM:	11 vs. DEPAUL, 12/09/21
FGA:	15 (2X) LAST vs. DEPAUL, 12/09/21
FTM:	3 (2X) LAST AT ARKANSAS, 2/20/22
FTA:	4 (3X) LAST AT ARKANSAS, 2/20/22
3FGM:	4 vs. TENNESSEE, 3/5/22
3FGA:	7 vs. TENNESSEE, 3/5/22
O-REBOUNDS:	5 vs. DEPAUL, 12/09/21
D-REBOUNDS:	4 (2X) LAST vs. LA SALLE, 11/27/21
TOTAL REBOUNDS:	7 (2X) LAST vs. LA SALLE, 11/27/21
ASSISTS:	5 vs. MISSISSIPPI STATE, 2/15/22
BLOCKS:	2 (2X) LAST vs. MISSISSIPPI STATE, 3/3/22
STEALS:	5 vs. WINTHROP, 11/21/21
MINUTES:	35 vs. NORTH ALABAMA, 11/11/21

SEASON	TEAM	GP-GS	MIN/AVG	Field Goals			3-Point		F-Throws		Rebounds				Scoring					
				FG-FGA	FG%	3FG-3FGA	3FG%	FT-FTA	FT%	OFF	DEF	TOT	AVG	PF-FO	A	TO	BLK	STL	PTS	AVG
2018-19	AUB	32-0	454/14.2	64-167	.383	35-94	.372	24-34	.706	16	26	42	1.3	41-0	18	15	3	34	187	5.8
2019-20	AUB	20-14	532/26.6	66-200	.330	27-85	.318	43-51	.843	35	22	57	2.9	44-0	28	34	10	56	202	10.1
2020-21	UK	26-0	468/18.0	60-158	.380	23-76	.303	29-37	.784	22	42	64	2.5	39-0	27	32	6	23	172	6.6
2021-22	UK	24-9	586/24.4	85-194	.438	24-64	.375	22-30	.733	25	38	63	2.6	37-1	36	33	13	30	216	9.0
<b>TOTAL FOR UK</b>		<b>50-9</b>	<b>1054/21.1</b>	<b>145-352</b>	<b>.412</b>	<b>47-140</b>	<b>.336</b>	<b>51-67</b>	<b>.761</b>	<b>47</b>	<b>80</b>	<b>127</b>	<b>2.5</b>	<b>76-1</b>	<b>63</b>	<b>65</b>	<b>19</b>	<b>53</b>	<b>388</b>	<b>7.8</b>
<b>TOTAL</b>		<b>102-23</b>	<b>2039/20.0</b>	<b>275-719</b>	<b>.382</b>	<b>109-319</b>	<b>.342</b>	<b>118-152</b>	<b>.776</b>	<b>98</b>	<b>128</b>	<b>226</b>	<b>2.2</b>	<b>161-1</b>	<b>109</b>	<b>114</b>	<b>32</b>	<b>143</b>	<b>777</b>	<b>7.6</b>



# DRE'UNA EDWARDS

#44 • FORWARD • RS-JR • 6-2

COMPTON, CALIF./LIBERTY HS/UTAH

## 2021-22 (REDSHIRT JUNIOR)

Led Kentucky in points with 20 in game vs. Presbyterian and in game vs. North Alabama with 27 ... Tied a then-career high for points in a single game with 27 vs. North Alabama ... Earned first double-double of the season in game against La Salle ... Earned second double-double in a row with 19 points and 10 rebounds in West Virginia game ... Earned third double-double in a row with 17 points and 11 rebounds in game against Merrimack ... Played for fourth double-double in a row in game against Louisville with 14 points and a season-high 14 rebounds ... Got fifth double-double in a row with 11 points and 12 rebounds in win over USC Upstate ... Served a suspension for disciplinary matters twice, missing DePaul game and several league games ... Returned to the court against LSU with 10 points and eight rebounds ... Earned double-double against Texas A&M with 10 points and 10 rebounds ... Led UK in points against Alabama with 24 points and Mississippi State with 23 ... Earned seventh double-double of the year against Mississippi State ... Got double-double against Arkansas with 17 points and 13 rebounds ... Scored a career-high 30 points at Mizzou, including 20 in the second half ... Kentucky is 10-0 this season when she scores 20+ points ... Scored second highest point total of the season with 25 points against Auburn ... Earned her 10th double-double of the season against Mississippi State in the SEC Tournament, tying her season high in rebounds in a game with 14 ... Made the game-winning 3-pointer in SEC Championship win over South Carolina accompanied by 27 total points and nine rebounds.

mullah2dree

lhoopDrea44

## EXTRA STATS ...

	21-22	Career
10+ Points	20	51
15+ Points	15	29
20+ Points	10	14
25+ Points	4	5
30+ Points	1	1
Made 3+ 3FG	1	1
10+ Rebs	10	22
Double-dbls	10	21
3+ Assists	9	16
2+ Steals	7	24
Led UK in Pts	9	12
Led UK in Rebs	10	17
Led UK in Asts	4	6
Led UK in Stls	4	6
Led UK in Blks	6	15

## CAREER HIGHS

POINTS:	30 AT MIZZOU, 2/24/22
FGM:	14 AT MIZZOU, 2/24/22
FGA:	23 AT ALABAMA, 2/13/22
FTM:	9 (2x) LAST VS. MISSISSIPPI STATE, 2/15/22
FTA:	9 (2x) LAST VS. MISSISSIPPI STATE, 2/15/22
3FGM:	3 (2x) LAST VS. SOUTH CAROLINA, 3/6/22
3FGA:	5 (2x) LAST VS. SOUTH CAROLINA, 3/6/22
O-REBOUNDS:	8 vs. BYU, 12/08/18
D-REBOUNDS:	11 vs. ARIZONA, 01/06/19
TOTAL REBOUNDS:	15 (3x) LAST VS. BELMONT, 11/29/20
ASSISTS:	5 (3x) LAST VS. GEORGIA, 1/6/22
BLOCKS:	6 vs. WEST VIRGINIA, 12/01/21
STEALS:	5 vs. TEXAS A&M, 2/6/22
MINUTES:	37 vs. GEORGIA, 1/6/22

## SEASON HIGHS

POINTS:	30 AT MIZZOU, 2/24/22
FGM:	14 AT MIZZOU, 2/24/22
FGA:	23 AT ALABAMA, 2/13/22
FTM:	9 vs. MISSISSIPPI STATE, 2/15/22
FTA:	9 vs. MISSISSIPPI STATE, 2/15/22
3FGM:	3 (2x) LAST VS. SOUTH CAROLINA, 3/6/22
3FGA:	5 (2x) LAST VS. SOUTH CAROLINA, 3/6/22
O-REBOUNDS:	6 (2x) LAST VS. MISSISSIPPI STATE, 3/3/22
D-REBOUNDS:	10 AT ARKANSAS, 2/20/22
TOTAL REBOUNDS:	14 (2x) LAST VS. MISSISSIPPI STATE, 3/3/22
ASSISTS:	5 vs. GEORGIA, 1/6/22
BLOCKS:	6 vs. WEST VIRGINIA, 12/01/21
STEALS:	5 vs. TEXAS A&M, 2/6/22
MINUTES:	37 vs. GEORGIA, 1/6/22

SEASON	TEAM	GP-GS	MIN/AVG	Field Goals		3-Point		F-Throws		Rebounds				Scoring						
				FG-FGA	FG%	3FG-3FGA	3FG%	FT-FTA	FT%	OFF	DEF	TOT	AVG	PF-FO	A	TO	BLK	STL	PTS	AVG
2018-19	Utah	26-26	595/22.9	128-237	.540	0-1	.000	45-59	.763	66	109	175	6.7	63-0	36	58	29	40	301	11.6
2020-21	UK	27-11	531/19.7	108-233	.464	12-29	.414	35-55	.636	52	112	164	6.1	69-1	32	45	21	24	263	9.7
2021-22	UK	25-12	724/29.0	177-336	.527	19-54	.352	49-65	.754	70	136	206	8.2	72-2	44	62	26	27	422	16.9
<b>TOTAL FOR UK</b>		<b>52-23</b>	<b>1255/24.1</b>	<b>285-569</b>	<b>.501</b>	<b>31-83</b>	<b>.373</b>	<b>84-120</b>	<b>.700</b>	<b>122</b>	<b>248</b>	<b>370</b>	<b>7.1</b>	<b>141-3</b>	<b>76</b>	<b>107</b>	<b>47</b>	<b>51</b>	<b>685</b>	<b>13.2</b>
<b>TOTAL</b>		<b>78-49</b>	<b>1851/23.7</b>	<b>413-806</b>	<b>.512</b>	<b>31-84</b>	<b>.369</b>	<b>129-179</b>	<b>.721</b>	<b>188</b>	<b>357</b>	<b>545</b>	<b>7.0</b>	<b>204-3</b>	<b>112</b>	<b>165</b>	<b>76</b>	<b>91</b>	<b>986</b>	<b>12.6</b>



# BLAIR GREEN

#5 • GUARD • SR • 6-0

HARLAN COUNTY, KY./HARLAN COUNTY HS

## 2021-22 (SENIOR)

Sustained a ruptured Achilles in Kentucky's closed scrimmage vs. EKU this preseason and will miss the 2021-22 season.

 blair.green5

 greenblair32

### EXTRA STATS ...

	21-22	Career
10+ Points	0	17
15+ Points	0	3
20+ Points	0	1
Made 3+ 3FG	0	4
10+ Rebs	0	-
Double-dbls	0	-
3+ Assists	0	7
2+ Steals	0	10
Led UK in Pts	0	3
Led UK in Rebs	0	1
Led UK in Asts	0	4
Led UK in Stls	0	4
Led UK in Blks	0	10

### CAREER HIGHS

POINTS:	22 vs. VANDERBILT, 01/17/21
FGM:	8 vs. MARSHALL, 12/09/20
FGA:	13(2x) LAST vs. MARSHALL, 12/09/20
FTM:	5 vs. MOREHEAD, 11/21/19
FTA:	8 vs. MOREHEAD, 11/21/19
3FGM:	4 vs. VANDERBILT, 01/17/21
3FGA:	5(6x) LAST vs. VANDERBILT, 01/17/21
O-REBOUNDS:	3(3x) LAST vs. MURRAY STATE, 11/25/20
D-REBOUNDS:	5 AT MISSOURI, 01/30/20
TOTAL REBOUNDS:	7 AT MISSOURI, 01/30/20
ASSISTS:	5 AT ALABAMA, 01/9/20
BLOCKS:	3 vs. ARKANSAS, 12/31/20
STEALS:	3 (2x) LAST AT MISSOURI, 01/30/20
MINUTES:	39 vs. VANDERBILT, 01/17/21

### SEASON HIGHS

POINTS:	N/A
FGM:	N/A
FGA:	N/A
FTM:	N/A
FTA:	N/A
3FGM:	N/A
3FGA:	N/A
O-REBOUNDS:	N/A
D-REBOUNDS:	N/A
TOTAL REBOUNDS:	N/A
ASSISTS:	N/A
BLOCKS:	N/A
STEALS:	N/A
MINUTES:	N/A

SEASON	TEAM	GP-GS	MIN/AVG	Field Goals		3-Point		F-Throws		Rebounds				Scoring						
				FG-FGA	FG%	3FG-3FGA	3FG%	FT-FTA	FT%	OFF	DEF	TOT	AVG	PF-FO	A	TO	BLK	STL	PTS	AVG
2018-19	UK	33-0	581/17.6	72-169	.426	16-44	.364	15-17	.882	14	52	66	2.0	48-1	13	41	8	20	175	5.3
2019-20	UK	30-7	577/19.2	66-176	.375	22-70	.314	19-29	.655	24	41	65	2.2	44-0	30	23	6	17	173	5.8
2020-21	UK	27-18	553/20.5	63-143	.441	21-63	.333	15-18	.833	9	34	43	1.6	23-0	27	24	7	9	162	6.0
<b>TOTAL</b>		<b>90-25</b>	<b>1711/19.0</b>	<b>201-488</b>	<b>.412</b>	<b>59-177</b>	<b>.333</b>	<b>49-64</b>	<b>.766</b>	<b>47</b>	<b>127</b>	<b>174</b>	<b>1.9</b>	<b>115-1</b>	<b>70</b>	<b>88</b>	<b>21</b>	<b>46</b>	<b>510</b>	<b>5.7</b>



# RHYNE HOWARD

#10 • GUARD • SR • 6-2

CLEVELAND, TENN./BRADLEY CENTRAL HS



- 2021-22 AP Preseason First-Team All-American
- 2021-22 SEC Preseason Player of the Year (league coaches and league media)
- 2021-22 All-SEC Preseason First Team (league coaches and league media)
- 2021-22 Preseason All-American (Lindy's, The Athletic)
- Cheryl Miller, Wooden Award, Wade Trophy, Naismith Trophy Preseason Watch Lists
- Naismith Women's Defensive Player of the Year Watch List
- Senior CLASS Award Finalist
- All-SEC First Team (league coaches)
- Cheryl Miller Award Finalist
- Naismith Trophy Semifinalist
- Wooden Award National Ballot

## EXTRA STATS ...

	21-22	Career
10+ Points	26	99
15+ Points	24	82
20+ Points	16	59
25+ Points	6	32
30+ Points	2	9
35+ Points	0	2
40+ Points	0	1
Made 3+ 3FG	9	45
10+ Rebs	10	28
Double-dbls	10	27
3+ Assists	16	52
2+ Steals	20	70
Led UK in Pts	17	70
Led UK in Rebs	13	59
Led UK in Asts	9	39
Led UK in Stls	17	48
Led UK in Blks	11	44

## 2021-22 (SENIOR)

Led for most assists and steals for Kentucky with seven assists and four steals in game vs. Presbyterian ... Earned 18th career double-double in game vs. North Alabama ... Recorded first career triple-double in game against Winthrop with 20 points, 10 rebounds and 10 assists ... Tied season-high single-game steals amount with six against USC Upstate ... Earned season-high in points with 30 in win over Georgia ... Led team in points and steals with 24 points and four steals in game against Tennessee ... Had her fourth double-double of the year vs. Ole Miss with 24 points and 10 rebounds ... After a 29-point, 9 rebound performance at Auburn, she has scored at least 24 points against every team in the SEC throughout her career ... Recorded a double-double with 25 points against Vanderbilt ... Against VU, she earned her 2,000th career point becoming the third player in program history with 2,000 points or more (A'dia Mathies, Valerie Still) ... Joins an exclusive club of Wildcats with Dan Issel and Valerie Still as the only players that have scored 2,000 career points in 100 games or less ... Hit five 3s with 29 total points and 10 rebounds for her ninth double-double of the season against Arkansas ... Scored 19 points with 12 rebounds at Mizzou ... Is second all-time in Kentucky history - men's and women's - in career scoring ... Broke school record for 3-pointers in a game (eight), career 3-pointers scored (272), and points for a senior of senior day (32) against Auburn ... Dropped 24 points, nine rebounds and seven assists on Tennessee in the SEC Tournament .. Helped lead Kentucky to an SEC Tournament Championship victory against No. 1 ranked South Carolina.

## CAREER HIGHS

POINTS:	43 AT ALABAMA, 01/9/20
FGM:	14 AT ALABAMA, 01/9/20
FGA:	27 VS. TENNESSEE, 01/5/20
FTM:	12 VS. SOUTH CAROLINA, 02/23/20
FTA:	14(2X) LAST AT OLE MISS, 02/04/21
3FGM:	8 VS. AUBURN, 2/27/22
3FGA:	14 AT LSU, 01/19/20
O-REBOUNDS:	8(2X) LAST VS. OLE MISS, 02/28/21
D-REBOUNDS:	10 VS. OLE MISS, 1/23/22
TOTAL REBOUNDS:	16 VS. OLE MISS, 02/28/21
ASSISTS:	10 VS. WINTHROP, 11/21/21
BLOCKS:	3 (8X) LAST AT ALABAMA, 2/13/22
STEALS:	7(2X) LAST VS. TENNESSEE, 02/11/21
MINUTES:	43 VS. TEXAS A&M, 2/6/22

## SEASON HIGHS

POINTS:	30 VS. GEORGIA, 1/6/22
FGM:	12 VS. GEORGIA, 1/6/22
FGA:	23 VS. OLE MISS, 1/23/22
FTM:	8 (2X) LAST VS. TENNESSEE, 3/5/22
FTA:	11 VS. TENNESSEE, 3/5/22
3FGM:	8 VS. AUBURN, 2/27/22
3FGA:	13 VS. AUBURN, 2/27/22
O-REBOUNDS:	6 VS. TENNESSEE, 3/5/22
D-REBOUNDS:	10 VS. OLE MISS, 1/23/22
TOTAL REBOUNDS:	12 (2X), LAST AT MIZZOU, 2/24/22
ASSISTS:	10 VS. WINTHROP, 11/21/21
BLOCKS:	3 (4X) LAST AT ALABAMA, 2/13/22
STEALS:	6 (2X) LAST VS. USC UPSTATE, 12/19/21
MINUTES:	43 VS. TEXAS A&M, 2/6/22

SEASON	TEAM	GP-GS	MIN/AVG	Field Goals		3-Point		F-Throws		Rebounds				Scoring						
				FG-FGA	FG%	3FG-3FGA	3FG%	FT-FTA	FT%	OFF	DEF	TOT	AVG	Pf-FO	A	TO	BLK	STL	PTS	AVG
2018-19	UK	32-32	990/30.9	190-426	.446	74-191	.387	71-105	.676	81	131	212	6.6	86-2	75	78	22	68	525	16.4
2019-20	UK	27-27	844/31.2	212-490	.433	84-220	.382	125-158	.791	63	112	175	6.5	68-0	66	60	29	62	633	23.4
2020-21	UK	24-24	835/34.8	173-390	.444	56-150	.373	95-122	.779	59	115	174	7.3	63-0	91	51	19	61	497	20.7
2021-22	UK	30-30	1058/35.3	211-474	.445	68-177	.384	128-160	.800	62	158	220	7.3	73-0	101	56	39	71	618	20.6
<b>TOTAL</b>		<b>113-113</b>	<b>3727/33.0</b>	<b>786-1780</b>	<b>.442</b>	<b>282-738</b>	<b>.382</b>	<b>419-545</b>	<b>.769</b>	<b>265</b>	<b>516</b>	<b>781</b>	<b>6.9</b>	<b>290-2</b>	<b>333</b>	<b>245</b>	<b>109</b>	<b>262</b>	<b>2273</b>	<b>20.1</b>



# TREASURE HUNT

#12 • GUARD • SOPH. • 6-2

CHATTANOOGA, TENN./HAMILTON HEIGHTS CHRISTIAN ACADEMY

## 2021-22 (SOPHOMORE)

Scored a career-high 18 points in game vs. Presbyterian along with a career-high in rebounds with nine ... Tied highest single-game scoring total in career history and made most free throws in a single game in her career in game vs. DePaul ... Led UK in points in game against Louisville with 14 ... Did not play vs. Vanderbilt due to an injury ... Returned to court against LSU ... Has hit a 3-pointer in five straight games for the first time in her career ... Had six points and seven rebounds at Mizzou ... Hit a career-high three 3s in SEC Tournament win over Tennessee ... Averaged eight points and four rebounds per game in the SEC Tournament, going 6-of-15 from 3.



## EXTRA STATS ...

	21-22	Career
10+ Points	6	8
15+ Points	2	2
20+ Points	0	0
25+ Points	0	0
30+ Points	0	0
35+ Points	0	0
40+ Points	0	0
Made 3+ 3FG	1	1
10+ Rebs	1	1
Double-dbls	0	0
3+ Assists	4	5
2+ Steals	2	3
Led UK in Pts	1	1
Led UK in Rebs	2	2
Led UK in Asts	0	1
Led UK in Stls	3	4
Led UK in Blks	3	4

## CAREER HIGHS

POINTS:	18 (2X) LAST VS. DEPAUL, 12/09/21
FGM:	7 VS. PRESBYTERIAN, 11/09/21
FGA:	14 (2X) LAST VS. LSU, 2/4/22
FTM:	8 VS. DEPAUL, 12/09/21
FTA:	10 VS. DEPAUL, 12/09/21
3FGM:	3 VS. TENNESSEE, 3/5/22
3FGA:	7 (2X) LAST VS. TENNESSEE, 3/5/22
O-REBOUNDS:	7 VS. NORTH ALABAMA, 11/11/21
D-REBOUNDS:	7 VS. FLORIDA, 03/04/21
TOTAL REBOUNDS:	10 VS. NORTH ALABAMA, 11/11/21
ASSISTS:	5 VS. PRESBYTERIAN, 11/09/21
BLOCKS:	2 (5X) LAST VS. AUBURN, 2/27/22
STEALS:	3 VS. FLORIDA, 1/20/22
MINUTES:	35 VS. VANDERBILT, 01/17/21

## SEASON HIGHS

POINTS:	18 (2X) LAST VS. DEPAUL, 12/09/21
FGM:	7 VS. PRESBYTERIAN, 11/09/21
FGA:	14 (2X) LAST VS. LSU, 2/4/22
FTM:	8 VS. DEPAUL, 12/09/21
FTA:	10 VS. DEPAUL, 12/09/21
3FGM:	3 VS. TENNESSEE, 3/5/22
3FGA:	7 VS. TENNESSEE, 3/5/22
O-REBOUNDS:	7 VS. NORTH ALABAMA, 11/11/21
D-REBOUNDS:	6 (2X) LAST VS. WINTHROP, 11/21/21
TOTAL REBOUNDS:	10 VS. NORTH ALABAMA, 11/11/21
ASSISTS:	5 VS. PRESBYTERIAN, 11/09/21
BLOCKS:	2 (4X) LAST VS. AUBURN, 2/27/22
STEALS:	3 VS. FLORIDA, 1/20/22
MINUTES:	33 VS. DEPAUL, 12/09/21

SEASON	TEAM	GP-GS	MIN/AVG	Field Goals		3-Point		F-Throws		Rebounds				Scoring						
				FG-FGA	FG%	3FG-3FGA	3FG%	FT-FTA	FT%	OFF	DEF	TOT	AVG	PF-FO	A	TO	BLK	STL	PTS	AVG
2020-21	UK	15-1	195/13.0	21-62	.339	10-32	.313	4-6	.667	10	22	32	2.1	16-0	10	13	5	4	56	3.7
2021-22	UK	29-28	690/23.8	74-205	.361	17-64	.266	37-72	.514	57	80	137	4.7	47-0	41	50	21	16	202	7.0
<b>TOTAL</b>		<b>44-29</b>	<b>885/20.1</b>	<b>95-267</b>	<b>.356</b>	<b>27-96</b>	<b>.281</b>	<b>41-78</b>	<b>.526</b>	<b>67</b>	<b>102</b>	<b>169</b>	<b>3.8</b>	<b>63-0</b>	<b>51</b>	<b>63</b>	<b>26</b>	<b>20</b>	<b>258</b>	<b>5.9</b>



# EMMA KING

#34 • GUARD • JR • 5-10

STANFORD, KY./LINCOLN COUNTY HS

## 2021-22 (JUNIOR)

Earned her first two career blocks in game against North Alabama ... Led UK in blocks with two in game against USC Upstate ... Earned or tied career bests in free throws made and attempted, defensive rebounds, total rebounds, assists, blocks and minutes played in game against USC Upstate ... Earned career best in points (10), rebounds and minutes against Auburn ... Played 27 minutes against Vanderbilt with nine points and hit a 3 ... Played a career-high 33 minutes against LSU ... Earned career-high four assists against Alabama.



## EXTRA STATS ...

	21-22	Career
10+ Points	1	1
15+ Points	0	0
20+ Points	0	0
25+ Points	0	0
30+ Points	0	0
35+ Points	0	0
40+ Points	0	0
Made 3+ 3FG	0	0
10+ Rebs	0	0
Double-dbls	0	0
3+ Assists	4	5
2+ Steals	1	1
Led UK in Pts	0	0
Led UK in Rebs	0	0
Led UK in Asts	0	1
Led UK in Stls	1	1
Led UK in Blks	2	2

## CAREER HIGHS

POINTS:	10 vs. AUBURN, 1/25/22
FGM:	5 vs. AUBURN, 1/25/22
FGA:	13 vs. AUBURN, 1/25/22
FTM:	2 vs. IDAHO STATE, 03/21/21
FTA:	2 (5x) LAST AT ALABAMA, 2/13/22
3FGM:	2 vs. MOUNT ST. MARY'S, 11/05/19
3FGA:	8 AT VANDERBILT, 1/27/22
O-REBOUNDS:	2 AT VANDERBILT, 1/27/22
D-REBOUNDS:	3 (2x) LAST vs. AUBURN, 1/25/22
TOTAL REBOUNDS:	4 vs. AUBURN, 1/25/22
ASSISTS:	4 AT ALABAMA, 2/13/22
BLOCKS:	2 (3x) LAST AT VANDERBILT, 1/27/22
STEALS:	2 vs. VANDERBILT, 2/17/22
MINUTES:	33 AT LSU, 1/30/22

## SEASON HIGHS

POINTS:	10 vs. AUBURN, 1/25/22
FGM:	5 vs. AUBURN, 1/25/22
FGA:	13 vs. AUBURN, 1/25/22
FTM:	1 (3x) LAST vs. OLE MISS, 1/23/22
FTA:	2 (3x) LAST AT ALABAMA, 2/13/22
3FGM:	1 vs. NORTH ALABAMA, 11/11/21
3FGA:	8 AT VANDERBILT, 1/27/22
O-REBOUNDS:	2 AT VANDERBILT, 1/27/22
D-REBOUNDS:	3 vs. AUBURN, 1/25/22
TOTAL REBOUNDS:	4 vs. AUBURN, 1/25/22
ASSISTS:	4 AT ALABAMA, 2/13/22
BLOCKS:	2 (3x) LAST AT VANDERBILT, 1/27/22
STEALS:	2 vs. VANDERBILT, 2/17/22
MINUTES:	33 AT LSU, 1/30/22

SEASON	TEAM	GP-GS	MIN/AVG	Field Goals		3-Point		F-Throws		Rebounds				Scoring						
				FG-FGA	FG%	3FG-3FGA	3FG%	FT-FTA	FT%	OFF	DEF	TOT	AVG	PF-FO	A	TO	BLK	STL	PTS	AVG
2019-20	UK	15-0	105/7.0	7-31	.226	4-19	.211	3-5	.600	0	3	3	0.2	11-0	6	4	0	2	21	1.4
2020-21	UK	5-2	44/8.8	0-12	.000	0-4	.000	2-2	1.000	0	5	5	1.0	5-0	5	4	0	2	2	0.4
2021-22	UK	25-2	354/14.2	26-77	.338	3-32	.094	3-5	.600	6	26	32	1.3	23-0	31	29	8	9	58	2.3
<b>TOTAL</b>		<b>45-4</b>	<b>503/11.2</b>	<b>33-120</b>	<b>.275</b>	<b>7-55</b>	<b>.127</b>	<b>8-12</b>	<b>.667</b>	<b>6</b>	<b>34</b>	<b>40</b>	<b>0.9</b>	<b>39-0</b>	<b>42</b>	<b>37</b>	<b>8</b>	<b>13</b>	<b>81</b>	<b>1.8</b>



# NYAH LEVERETTER

#21 • FORWARD • SOPH • 6-3

BLYTHEWOOD, S.C./WESTWOOD HS

## 2021-22 (SOPHOMORE)

Was announced on Nov. 9 that she will miss an unspecified amount of time with a non-COVID related illness ... Returned for the Cats in game against West Virginia, notching 4 rebounds ... Played a 30 minutes against Florida ... Played a career-high 37 minutes against Vanderbilt and earned her first career start ... Scored a career-high tying seven points against VU, going 3-of-3 from the field and added five rebounds and a career-best six blocks ... Earned a career-high in points (eight), steals (three) and defensive rebounds (six) and a season high in total rebound (seven), free throws made (two) and field goals made (three) ... Made a career high four free throws and two assists against Auburn.



## EXTRA STATS ...

	21-22	Career
10+ Points	0	0
15+ Points	0	0
20+ Points	0	0
25+ Points	0	0
30+ Points	0	0
35+ Points	0	0
40+ Points	0	0
Made 3+ 3FG	0	0
10+ Rebs	0	0
Double-dbls	0	0
3+ Assists	0	0
2+ Steals	1	1
Led UK in Pts	0	0
Led UK in Rebs	0	2
Led UK in Asts	0	0
Led UK in Stls	0	0
Led UK in Blks	1	2

## CAREER HIGHS

POINTS:	8 AT ALABAMA, 2/13/22
FGM:	3 (2X) LAST AT ALABAMA, 2/13/22
FGA:	8 vs. WOFFORD, 12/19/20
FTM:	4 vs. AUBURN, 2/27/22
FTA:	5 vs. WOFFORD, 12/19/20
3FGM:	N/A
3FGA:	N/A
O-REBOUNDS:	7 vs. WOFFORD, 12/19/20
D-REBOUNDS:	6 AT ALABAMA, 2/13/22
TOTAL REBOUNDS:	9 vs. WOFFORD, 12/19/20
ASSISTS:	2 vs. AUBURN, 2/27/22
BLOCKS:	6 AT VANDERBILT, 1/27/22
STEALS:	3 AT ALABAMA, 2/13/22
MINUTES:	37 AT VANDERBILT, 1/27/22

## SEASON HIGHS

POINTS:	8 AT ALABAMA, 2/13/22
FGM:	3 (2X) LAST AT ALABAMA, 2/13/22
FGA:	5 AT ALABAMA, 2/13/22
FTM:	4 vs. AUBURN, 2/27/22
FTA:	4 (2X) LAST vs. AUBURN, 2/27/22
3FGM:	N/A
3FGA:	N/A
O-REBOUNDS:	5 vs. VANDERBILT, 2/17/22
D-REBOUNDS:	6 AT ALABAMA, 2/13/22
TOTAL REBOUNDS:	7 AT ALABAMA, 2/13/22
ASSISTS:	2 vs. AUBURN, 2/27/22
BLOCKS:	6 AT VANDERBILT, 1/27/22
STEALS:	3 AT ALABAMA, 2/13/22
MINUTES:	37 AT VANDERBILT, 1/27/22

SEASON	TEAM	GP-GS	MIN/AVG	Field Goals		3-Point		F-Throws		Rebounds				Scoring						
				FG-FGA	FG%	3FG-3FGA	3FG%	FT-FTA	FT%	OFF	DEF	TOT	AVG	PF-FO	A	TO	BLK	STL	PTS	AVG
2020-21	UK	14-0	94/6.7	5-14	.357	0-0	.000	4-9	.444	14	12	26	1.9	14-0	1	5	3	0	14	1.0
2021-22	UK	24-10	431/18.0	15-31	.484	0-0	.000	23-31	.742	23	42	65	2.7	49-0	10	23	17	8	53	2.2
<b>TOTAL</b>		<b>38-10</b>	<b>525/13.8</b>	<b>20-45</b>	<b>.444</b>	<b>0-0</b>	<b>.000</b>	<b>27-40</b>	<b>.675</b>	<b>37</b>	<b>54</b>	<b>91</b>	<b>2.4</b>	<b>63-0</b>	<b>11</b>	<b>28</b>	<b>20</b>	<b>8</b>	<b>67</b>	<b>1.8</b>





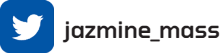

# JAZMINE MASSENGILL

#3 • GUARD • SR • 6-0

CHATTANOOGA, TENN./HAMILTON HEIGHTS/TENNESSEE

## 2021-22 (SENIOR)

Tied for most assists (seven) and steals (four) in game vs. Presbyterian. Scored in the double digits for the first time of her senior season and fifth time in her career with 13 points against Merrimack ... Scored over 10 points in three of the last four games including 13 at Tennessee ... Continued her scoring streak with 10 points against Florida, adding three rebounds, two assists and a steal ... Had six assists and seven rebounds vs. Vanderbilt ... Earned season-high in blocks against Arkansas with three ... Had seven assists against Mizzou ... Earned season-high 10 assists again Auburn ... Scored 12 points with seven rebounds and two blocks against Mississippi State in the SEC Tournament ... Led the team in assists (six) in SEC Tournament Championship against South Carolina.



## EXTRA STATS ...

	21-22	Career
10+ Points	9	14
15+ Points	0	0
20+ Points	0	0
25+ Points	0	0
30+ Points	0	0
35+ Points	0	0
40+ Points	0	0
Made 3+ 3FG	1	2
10+ Rebs	0	0
Double-dbls	0	0
3+ Assists	18	31
2+ Steals	9	22
Led UK in Pts	0	0
Led UK in Rebs	0	0
Led UK in Asts	15	21
Led UK in Stls	5	5
Led UK in Blks	3	6

## CAREER HIGHS

POINTS:	16 vs. COLORADO STATE, 12/11/19
FGM:	7 vs. COLORADO STATE, 12/11/19
FGA:	13 vs. TEXAS, 12/08/19
FTM:	6 vs. LSU, 01/27/19
FTA:	8 vs. STETSON, 11/19/19
3FGM:	3 (2x) LAST vs. MERRIMACK, 12/05/21
3FGA:	6 at UCONN, 01/23/20
O-REBOUNDS:	4 vs. PRESBYTERIAN, 11/11/18
D-REBOUNDS:	12 at NOTRE DAME, 11/11/19
TOTAL REBOUNDS:	13 at NOTRE DAME, 11/11/19
ASSISTS:	12 vs. MISSOURI, 01/02/20
BLOCKS:	5 vs. ETSU, 12/21/18
STEALS:	4 (4x) LAST AT ARKANSAS, 2/20/22
MINUTES:	39 vs. TEXAS A&M, 2/6/22

## SEASON HIGHS

POINTS:	13 (2x) LAST AT TENNESSEE, 1/16/22
FGM:	6 AT TENNESSEE, 1/16/22
FGA:	12 vs. MISSISSIPPI STATE, 2/15/22
FTM:	3 (2x) vs. TEXAS A&M, 2/6/22
FTA:	5 (2x) LAST vs. VANDERBILT, 2/17/22
3FGM:	3 vs. MERRIMACK, 12/05/21
3FGA:	4 vs. MERRIMACK, 12/05/21
O-REBOUNDS:	4 vs. NORTH ALABAMA, 11/11/21
D-REBOUNDS:	6 (3x) AT ARKANSAS, 2/20/22
TOTAL REBOUNDS:	7 (3x) LAST AT VANDERBILT, 1/27/22
ASSISTS:	10 vs. AUBURN, 2/27/22
BLOCKS:	3 AT ARKANSAS, 2/20/22
STEALS:	4 (3x) LAST AT ARKANSAS, 2/20/22
MINUTES:	39 vs. TEXAS A&M, 2/6/22

SEASON	TEAM	GP-GS	MIN/AVG	Field Goals		3-Point		F-Throws		Rebounds				Scoring						
				FG-FGA	FG%	3FG-3FGA	3FG%	FT-FTA	FT%	OFF	DEF	TOT	AVG	PF-FO	A	TO	BLK	STL	PTS	AVG
2018-19	UT	32-1	570/17.8	44-132	.333	4-26	.154	16-30	.533	44	65	109	3.4	26-0	42	30	14	27	108	3.4
2019-20	UT	31-30	877/28.3	77-193	.399	15-53	.283	34-45	.756	26	119	145	4.7	32-0	128	49	23	27	203	6.5
2020-21	UK	19-8	458/24.1	38-101	.376	13-35	.371	8-13	.615	12	38	50	2.6	29-0	62	27	10	17	97	5.1
2021-22	UK	29-29	974/33.6	85-210	.405	13-44	.295	20-37	.541	24	79	103	3.6	45-0	138	47	23	34	203	7.0
<b>TOTAL FOR UK</b>		<b>48-37</b>	<b>1432/29.8</b>	<b>123-311</b>	<b>.395</b>	<b>26-79</b>	<b>.329</b>	<b>28-50</b>	<b>.560</b>	<b>36</b>	<b>117</b>	<b>153</b>	<b>3.2</b>	<b>74-0</b>	<b>200</b>	<b>74</b>	<b>33</b>	<b>51</b>	<b>300</b>	<b>6.3</b>
<b>TOTAL</b>		<b>111-68</b>	<b>2878/25.9</b>	<b>244-636</b>	<b>.384</b>	<b>45-158</b>	<b>.285</b>	<b>78-125</b>	<b>.624</b>	<b>106</b>	<b>301</b>	<b>407</b>	<b>3.7</b>	<b>132-0</b>	<b>370</b>	<b>153</b>	<b>70</b>	<b>105</b>	<b>611</b>	<b>5.5</b>



# OLIVIA OWENS

#00 • CENTER • RS-JR • 6-4

ALBANY, N.Y./NISKAYUNA HS/MARYLAND

## 2021-22 (REDSHIRT JUNIOR)

Got single-game career high in assists with two in game against North Alabama ... Earned single-game season high defensive rebounds and total rebounds amount at five and eight in game against USC Upstate ... Played key minutes against win over No. 1 South Carolina, recording three rebounds and hitting a layup.



### EXTRA STATS ...

	21-22	Career
10+ Points	0	2
15+ Points	0	0
20+ Points	0	0
25+ Points	0	0
30+ Points	0	0
35+ Points	0	0
40+ Points	0	0
Made 3+ 3FG	0	0
10+ Rebs	0	0
Double-dbls	0	0
3+ Assists	0	0
2+ Steals	0	0
Led UK in Pts	0	0
Led UK in Rebs	1	4
Led UK in Asts	0	0
Led UK in Stls	0	0
Led UK in Blks	4	6

### CAREER HIGHS

POINTS:	10(2x) LAST VS. WOFFORD, 12/19/20
FGM:	4(3x) LAST VS. ARKANSAS, 12/31/20
FGA:	7(4x) LAST AT SOUTH CAROLINA, 1/9/22
FTM:	4 VS. IDAHO STATE, 03/21/21
FTA:	5 VS. IDAHO STATE, 03/21/21
3FGM:	N/A
3FGA:	1(3x) LAST VS. SOUTH CAROLINA, 01/10/21
O-REBOUNDS:	4 (2x) LAST VS. WINTHROP, 11/21/21
D-REBOUNDS:	8 VS. MURRAY STATE, 11/25/20
TOTAL REBOUNDS:	9(2x) LAST VS. WOFFORD, 12/19/20
ASSISTS:	2 (2x) LAST VS. TEXAS A&M, 2/6/22
BLOCKS:	3 VS. AUBURN, 1/25/22
STEALS:	1 (8x) LAST VS. USC UPSTATE, 12/19/21
MINUTES:	25 AT VANDERBILT, 1/27/22

### SEASON HIGHS

POINTS:	7 (4x) LAST VS. SOUTH CAROLINA, 2/10/22
FGM:	3 (6x) LAST VS. USC UPSTATE, 12/19/21
FGA:	7 AT SOUTH CAROLINA, 1/9/22
FTM:	2 AT ALABAMA, 2/13/22
FTA:	3 VS. USC UPSTATE, 12/19/21
3FGM:	N/A
3FGA:	N/A
O-REBOUNDS:	4 VS. WINTHROP, 11/21/21
D-REBOUNDS:	6 AT TENNESSEE, 1/16/22
TOTAL REBOUNDS:	8 VS. USC UPSTATE, 12/19/21
ASSISTS:	2 (2x) LAST VS. TEXAS A&M, 2/6/22
BLOCKS:	3 VS. AUBURN, 1/25/22
STEALS:	1 (3x) LAST AT TENNESSEE, 1/16/22
MINUTES:	25 AT VANDERBILT, 1/27/22

SEASON	TEAM	GP-GS	MIN/AVG	Field Goals			3-Point		F-Throws		Rebounds				Scoring					
				FG-FGA	FG%	3FG-3FGA	3FG%	FT-FTA	FT%	OFF	DEF	TOT	AVG	PF-FO	A	TO	BLK	STL	PTS	AVG
2018-19	MD	16-0	67/4.2	11-20	.550	0-0	.000	2-5	.400	8	12	20	1.3	24-1	1	8	2	2	24	1.5
2020-21	UK	25-5	307/12.3	45-94	.479	0-3	.000	19-31	.613	19	50	69	2.8	48-1	5	36	4	3	109	4.4
2021-22	UK	28-9	370/13.2	38-97	.392	0-0	.000	11-23	.478	27	57	84	3.0	63-1	11	36	18	3	87	3.1
<b>TOTAL FOR UK</b>		<b>53-14</b>	<b>678/12.8</b>	<b>83-191</b>	<b>.435</b>	<b>0-3</b>	<b>.000</b>	<b>30-54</b>	<b>.556</b>	<b>46</b>	<b>107</b>	<b>153</b>	<b>2.9</b>	<b>111-2</b>	<b>16</b>	<b>72</b>	<b>22</b>	<b>6</b>	<b>196</b>	<b>3.7</b>
<b>TOTAL</b>		<b>69-14</b>	<b>745/10.8</b>	<b>94-211</b>	<b>.445</b>	<b>0-3</b>	<b>.000</b>	<b>32-59</b>	<b>.542</b>	<b>54</b>	<b>119</b>	<b>173</b>	<b>2.5</b>	<b>135-3</b>	<b>17</b>	<b>80</b>	<b>24</b>	<b>8</b>	<b>220</b>	<b>3.2</b>



# JADA WALKER

#11 • GUARD • FR • 5-7

RICHMOND, VA./HENRICO HIGH SCHOOL

- All-SEC First Team (league coaches)
- SEC Freshman of the Week (2/22)

## 2021-22 (FRESHMAN)

Scored first ever 10+ point game in second career game vs. North Alabama ... Scored first 15+ point game in third career game against Indiana ... Scored a then-career-high 18 points in game vs. DePaul ... Earned three 3-pointers in win over Georgia, her most 3-pointers in a game in her Kentucky career ... Had 12 points with two 3s, four rebounds, two assists and three steals against Florida ... Got a career-best amount of steals vs. Auburn with 5 .. Scored a career-high 21 points and four 3s against LSU ... Earned a career-high seven rebounds against South Carolina at home ... Named SEC Freshman of the Week for performances at Miss. State, Vanderbilt and Arkansas, totaling 35 points, 11 rebounds, six assists and five steals ... Had nine points with three assists, hitting a 3 at Mizzou ... Scored 15 points and got a career high nine rebounds against Auburn. Her nine rebounds against Auburn led the team ... Tied career high single-game points with 21 and earned eight rebounds against Mississippi State in her first SEC Tournament game.

jadawalk1ker

jadawalkr11

## EXTRA STATS ...

	21-22	Career
10+ Points	16	16
15+ Points	7	7
20+ Points	2	2
25+ Points	0	0
30+ Points	0	0
35+ Points	0	0
40+ Points	0	0
Made 3+ 3FG	2	2
10+ Rebs	0	0
Double-dbls	0	0
3+ Assists	8	8
2+ Steals	13	13
Led UK in Pts	1	1
Led UK in Rebs	1	1
Led UK in Asts	2	2
Led UK in Stls	5	5
Led UK in Blks	1	1

## CAREER HIGHS

POINTS:	21 (2x) LAST VS. MISSISSIPPI STATE, 3/3/22
FGM:	7 (4x) LAST VS. MISSISSIPPI STATE, 3/3/22
FGA:	18 vs. DEPAUL, 12/09/21
FTM:	6 vs. MISSISSIPPI STATE, 3/3/22
FTA:	6 (3x) LAST VS. MISSISSIPPI STATE, 3/3/22
3FGM:	4 AT LSU, 1/30/22
3FGA:	7 vs. VANDERBILT, 2/17/22
O-REBOUNDS:	2(5x) LAST VS. TENNESSEE, 3/5/22
D-REBOUNDS:	8 vs. AUBURN, 2/27/22
TOTAL REBOUNDS:	9 vs. AUBURN, 2/27/22
ASSISTS:	5 vs. NORTH ALABAMA, 11/11/21
BLOCKS:	1 (4x) LAST VS. TENNESSEE, 3/5/22
STEALS:	5 vs. AUBURN, 1/25/22
MINUTES:	36 AT LSU, 1/30/22

## SEASON HIGHS

POINTS:	21 (2x) LAST VS. MISSISSIPPI STATE, 3/3/22
FGM:	7 (4x) LAST VS. MISSISSIPPI STATE, 3/3/22
FGA:	18 vs. DEPAUL, 12/09/21
FTM:	6 vs. MISSISSIPPI STATE, 3/3/22
FTA:	6 (3x) LAST VS. MISSISSIPPI STATE, 3/3/22
3FGM:	4 AT LSU, 1/30/22
3FGA:	7 vs. VANDERBILT, 2/17/22
O-REBOUNDS:	2(5x) LAST VS. TENNESSEE, 3/5/22
D-REBOUNDS:	8 vs. AUBURN, 2/27/22
TOTAL REBOUNDS:	9 vs. AUBURN, 2/27/22
ASSISTS:	5 vs. NORTH ALABAMA, 11/11/21
BLOCKS:	1 (4x) LAST VS. TENNESSEE, 3/5/22
STEALS:	5 vs. AUBURN, 1/25/22
MINUTES:	36 AT LSU, 1/30/22

SEASON	TEAM	GP-GS	MIN/AVG	Field Goals			3-Point		F-Throws		Rebounds				Scoring					
				FG-FGA	FG%	3FG-3FGA	3FG%	FT-FTA	FT%	OFF	DEF	TOT	AVG	PF-FO	A	TO	BLK	STL	PTS	AVG
2021-22	UK	30-21	820/27.3	117-284	.412	32-90	.356	46-63	.730	22	68	90	3.0	70-1	61	68	4	41	312	10.4
<b>TOTAL</b>		<b>30-21</b>	<b>820/27.3</b>	<b>117-284</b>	<b>.412</b>	<b>32-90</b>	<b>.356</b>	<b>46-63</b>	<b>.730</b>	<b>22</b>	<b>68</b>	<b>90</b>	<b>3.0</b>	<b>70-1</b>	<b>61</b>	<b>68</b>	<b>4</b>	<b>41</b>	<b>312</b>	<b>10.4</b>



2021-22 GAME REVIEWS

EXH #13 KENTUCKY 95, LEE 51 - FINAL [EXH]

Nov. 4, 2021 • Lexington, Ky. (Memorial Coliseum)

Game review for #13 Kentucky 95 vs Lee 51, including box score and shooting percentages.

1 #13 KENTUCKY 81, PRESBYTERIAN 53 - FINAL

Nov. 9, 2021 • Lexington, Ky. (Memorial Coliseum)

Game review for #13 Kentucky 81 vs Presbyterian 53, including box score and shooting percentages.

2 #13 KENTUCKY 98, NORTH ALABAMA 56 - FINAL

Nov. 11, 2021 • Lexington, Ky. (Memorial Coliseum)

Game review for #13 Kentucky 98 vs North Alabama 56, including box score and shooting percentages.

3 #13 KENTUCKY 67, #8 INDIANA 88 - FINAL

Nov. 14, 2021 • Bloomington, Ind. (Assembly Hall)

Game review for #13 Kentucky 67 vs #8 Indiana 88, including box score and shooting percentages.

4 #19 KENTUCKY 32, WINTHROP 47 - FINAL

Nov. 21, 2021 • Lexington, Ky. (Memorial Coliseum)

Game review for #19 Kentucky 32 vs Winthrop 47, including box score and shooting percentages.

5 #20 KENTUCKY 74, LA SALLE 52 - FINAL

Nov. 27, 2021 • Lexington, Ky. (Memorial Coliseum)

Game review for #20 Kentucky 74 vs La Salle 52, including box score and shooting percentages.

6 #16 KENTUCKY 83, RV WEST VIRGINIA 60 - FINAL

Dec. 1, 2021 • Lexington, Ky. (Memorial Coliseum)

Game review for #16 Kentucky 83 vs RV West Virginia 60, including box score and shooting percentages.

7 #16 KENTUCKY 90, MERRIMACK 56 - FINAL

Dec. 5, 2021 • Lexington, Ky. (Memorial Coliseum)

Game review for #16 Kentucky 90 vs Merrimack 56, including box score and shooting percentages.

8 #14 KENTUCKY 85, RV DEPAUL 94 - FINAL

Dec. 9, 2021 • Lexington, Ky. (Rupp Arena)

Game review for #14 Kentucky 85 vs RV DePaul 94, including box score and shooting percentages.

Box score for game 6: #16 Kentucky 83 vs RV West Virginia 60.

Box score for game 7: #16 Kentucky 90 vs Merrimack 56.

Box score for game 8: #14 Kentucky 85 vs RV DePaul 94.

Shooting percentages for game 6.

Shooting percentages for game 7.

Shooting percentages for game 8.

Technical fouls for game 6.

Technical fouls for game 7.

Technical fouls for game 8.

Points in the paint for game 6.

Points in the paint for game 7.

Points in the paint for game 8.

Fast breaks for game 6.

Fast breaks for game 7.

Fast breaks for game 8.

Time with lead for game 6.

Time with lead for game 7.

Time with lead for game 8.

Biggest lead for game 6.

Biggest lead for game 7.

Biggest lead for game 8.

Lead changes for game 6.

Lead changes for game 7.

Lead changes for game 8.

Times tied for game 6.

Times tied for game 7.

Times tied for game 8.

Time with lead for game 6.

Time with lead for game 7.

Time with lead for game 8.

Biggest lead for game 6.

Biggest lead for game 7.

Biggest lead for game 8.

Lead changes for game 6.

Lead changes for game 7.

Lead changes for game 8.

Times tied for game 6.

Times tied for game 7.

Times tied for game 8.

Time with lead for game 6.

Time with lead for game 7.

Time with lead for game 8.

Biggest lead for game 6.

Biggest lead for game 7.

Biggest lead for game 8.

Lead changes for game 6.

Lead changes for game 7.

Lead changes for game 8.

Times tied for game 6.

Times tied for game 7.

Times tied for game 8.

Time with lead for game 6.

Time with lead for game 7.

Time with lead for game 8.

Biggest lead for game 6.

Biggest lead for game 7.

Biggest lead for game 8.

Lead changes for game 6.

Lead changes for game 7.

Lead changes for game 8.

2021-22 GAME REVIEWS

#14 Kentucky 58, #7 Louisville 64 - FINAL

Dec. 12, 2021 • Louisville, Ky. (KFC Yum! Center)

Box score for Kentucky vs Louisville. Includes team stats, player stats, and shooting percentages.

#19 Kentucky 67, USC Upstate 44 - FINAL

Dec. 19, 2021 • Lexington, Ky. (Memorial Coliseum)

Box score for Kentucky vs USC Upstate. Includes team stats, player stats, and shooting percentages.

#21 Kentucky 84, #15 Georgia 76 - FINAL

Jan. 6, 2022 • Lexington, Ky. (Memorial Coliseum)

Box score for Kentucky vs Georgia. Includes team stats, player stats, and shooting percentages.

Statistical summary for Kentucky vs Louisville game.

Statistical summary for Kentucky vs USC Upstate game.

Statistical summary for Kentucky vs Georgia game.

Biggest lead and time with lead for Kentucky vs Louisville.

Biggest lead and time with lead for Kentucky vs USC Upstate.

Biggest lead and time with lead for Kentucky vs Georgia.

#21 Kentucky 54, #1 South Carolina 74 - FINAL

Jan. 9, 2022 • Columbia, S.C. (Colonial Life Arena)

Box score for Kentucky vs South Carolina. Includes team stats, player stats, and shooting percentages.

Statistical summary for Kentucky vs South Carolina game.

Biggest lead and time with lead for Kentucky vs South Carolina.

#19 Kentucky 58, #5 Tennessee 84 - FINAL

Jan. 16, 2022 • Knoxville, Tenn. (Thompson-Boling Arena)

Box score for Kentucky vs Tennessee. Includes team stats, player stats, and shooting percentages.

Statistical summary for Kentucky vs Tennessee game.

Biggest lead and time with lead for Kentucky vs Tennessee.

#23 Kentucky 52, Florida 77 - FINAL

Jan. 20, 2022 • Lexington, Ky. (Memorial Coliseum)

Box score for Kentucky vs Florida. Includes team stats, player stats, and shooting percentages.

Statistical summary for Kentucky vs Florida game.

Biggest lead and time with lead for Kentucky vs Florida.

#23 Kentucky 54, Ole Miss 63 - FINAL

Jan. 23, 2022 • Lexington, Ky. (Rupp Arena)

Box score for Kentucky vs Ole Miss. Includes team stats, player stats, and shooting percentages.

Statistical summary for Kentucky vs Ole Miss game.

Biggest lead and time with lead for Kentucky vs Ole Miss.

Kentucky 67, Auburn 55 - FINAL

Jan. 25, 2022 • Auburn, Ala. (Auburn Arena)

Box score for Kentucky vs Auburn. Includes team stats, player stats, and shooting percentages.

Statistical summary for Kentucky vs Auburn game.

Biggest lead and time with lead for Kentucky vs Auburn.

Kentucky 57, Vanderbilt 65 - FINAL

Jan. 27, 2022 • Nashville, Tenn. (Memorial Gymnasium)

Box score for Kentucky vs Vanderbilt. Includes team stats, player stats, and shooting percentages.

Statistical summary for Kentucky vs Vanderbilt game.

Biggest lead and time with lead for Kentucky vs Vanderbilt.



2021-22 GAME REVIEWS

27

KENTUCKY 83, MISS. STATE 67 - FINAL

March 3, 2022 • Nashville, Tenn.. (Bridgestone Arena)

Game statistics for Kentucky vs Mississippi State. Includes team totals, player stats (FG, 3P, FT, Rebounds, Fouls, TP, AS, TO, ST, BS, BA, +/-), and shooting percentages.

Statistical breakdown for Kentucky 83, including points from MSU, UK, and period-by-period scoring.

Summary statistics for Kentucky 83, including biggest lead, scoring run, and time with lead.

28

KENTUCKY 78, #6/6 LSU 63 - FINAL

March 4, 2022 • Nashville, Tenn.. (Bridgestone Arena)

Game statistics for Kentucky vs LSU. Includes team totals, player stats, and shooting percentages.

Statistical breakdown for Kentucky 78, including points from MSU, UK, and period-by-period scoring.

Summary statistics for Kentucky 78, including biggest lead, scoring run, and time with lead.

29

KENTUCKY 83, #18/15 TENNESSEE 74 - FINAL

March 5, 2022 • Nashville, Tenn.. (Bridgestone Arena)

Game statistics for Kentucky vs Tennessee. Includes team totals, player stats, and shooting percentages.

Statistical breakdown for Kentucky 83, including points from MSU, UK, and period-by-period scoring.

Summary statistics for Kentucky 83, including biggest lead, scoring run, and time with lead.

30

KENTUCKY 64, #1 SOUTH CAROLINA 62 - FINAL

March 6, 2022 • Nashville, Tenn.. (Bridgestone Arena)

Game statistics for Kentucky vs South Carolina. Includes team totals, player stats, and shooting percentages.

Statistical breakdown for Kentucky 64, including points from MSU, UK, and period-by-period scoring.

Summary statistics for Kentucky 64, including biggest lead, scoring run, and time with lead.





# 2021-22 Kentucky Women's Basketball Combined Team Statistics All games

### Game Records

Record	Overall	Home	Away	Neutral
ALL GAMES	19-11	11-5	4-6	4-0
CONFERENCE	8-8	4-4	4-4	0-0
NON-CONFERENCE	11-3	7-1	0-2	4-0

### Score by Periods

Team	1st	2nd	3rd	4th	OT	TOT
Kentucky	573	478	554	561	9	2175
Opponents	515	459	501	473	18	1966

### Team Box Score

No.	Player	Total			3-Point		F-Throw		Rebounds								PTS	AVG				
		GP-GS	MIN	AVG	FG-FGA	FG%	3FG-3FGA	3FG%	FT-FTA	FT%	OFF	DEF	TOT	AVG	PF	DQ			A	TO	BLK	STL
10	HOWARD, Rhyne	30-30	1058:19	35.3	211-474	.445	68-177	.384	128-160	.800	62	158	220	7.3	73	0	101	56	39	71	618	20.6
44	EDWARDS, Dre'una	25-12	724:12	29.0	177-336	.527	19-54	.352	49-65	.754	70	136	206	8.2	72	2	44	62	26	27	422	16.9
11	WALKER, Jada	30-21	819:56	27.3	117-284	.412	32-90	.356	46-63	.730	22	68	90	3.0	70	1	61	68	4	41	312	10.4
1	BENTON, Robyn	24-9	585:50	24.4	85-194	.438	24-64	.375	22-30	.733	25	38	63	2.6	37	1	36	33	13	30	216	9.0
3	MASSENGILL, Jazmine	29-29	974:22	33.6	85-210	.405	13-44	.295	20-37	.541	24	79	103	3.6	45	0	138	47	23	34	203	7.0
12	HUNT, Treasure	29-28	689:44	23.8	74-205	.361	17-64	.266	37-72	.514	57	80	137	4.7	47	0	41	50	21	16	202	7.0
00	OWENS, Olivia	28-9	370:14	13.2	38-97	.392	0-0	.000	11-23	.478	27	57	84	3.0	63	1	11	36	18	3	87	3.1
34	KING, Emma	25-2	354:00	14.2	26-77	.338	3-32	.094	3-5	.600	6	26	32	1.3	23	0	31	29	8	9	58	2.3
21	LEVERETTER, Nyah	24-10	430:56	18.0	15-31	.484	0-0	.000	23-31	.742	23	42	65	2.7	49	0	10	23	17	8	53	2.2
4	CRENSHAW-GILL, Kristen	6-0	17:28	2.9	1-4	.250	1-1	1.000	1-2	.500	0	0	0	0.0	0	0	1	1	0	0	4	0.7
Team											68	53	121						14			
<b>Total</b>		<b>30</b>	<b>6025</b>		<b>829-1912</b>	<b>.434</b>	<b>177-526</b>	<b>.337</b>	<b>340-488</b>	<b>.697</b>	<b>384</b>	<b>737</b>	<b>1121</b>	<b>37.4</b>	<b>479</b>	<b>5</b>	<b>474</b>	<b>419</b>	<b>169</b>	<b>239</b>	<b>2175</b>	<b>72.5</b>
<b>Opponents</b>		<b>30</b>	<b>6025</b>		<b>749-1836</b>	<b>.408</b>	<b>160-468</b>	<b>.342</b>	<b>308-436</b>	<b>.706</b>	<b>382</b>	<b>738</b>	<b>1120</b>	<b>37.3</b>	<b>473</b>	<b>6</b>	<b>433</b>	<b>503</b>	<b>104</b>	<b>180</b>	<b>1966</b>	<b>65.5</b>

### Team Statistics

	UK	OPP
<b>Scoring</b>	<b>2175</b>	<b>1966</b>
Points per game	72.5	65.5
Scoring margin	+7.0	-
<b>Field goals-att</b>	<b>829-1912</b>	<b>749-1836</b>
Field goal pct	.434	.408
<b>3 point fg-att</b>	<b>177-526</b>	<b>160-468</b>
3-point FG pct	.337	.342
3-pt FG made per game	5.9	5.3
<b>Free throws-att</b>	<b>340-488</b>	<b>308-436</b>
Free throw pct	.697	.706
F-Throws made per game	11.3	10.3
<b>Rebounds</b>	<b>1121</b>	<b>1120</b>
Rebounds per game	37.4	37.3
Rebounding margin	+0.0	-
<b>Assists</b>	<b>474</b>	<b>433</b>
Assists per game	15.8	14.4
<b>Turnovers</b>	<b>419</b>	<b>503</b>
Turnovers per game	14.0	16.8
Turnover margin	+2.8	-
Assist/turnover ratio	1.1	0.9
<b>Steals</b>	<b>239</b>	<b>180</b>
Steals per game	8.0	6.0
<b>Blocks</b>	<b>169</b>	<b>104</b>
Blocks per game	5.6	3.5
<b>Winning streak</b>	<b>10</b>	<b>-</b>
Home win streak	3	-
<b>Attendance</b>	<b>61869</b>	<b>65182</b>
Home games-Avg/Game	16-3867	10-6518
Neutral site-Avg/Game	-	4-4267

### Team Results

Date	Opponent		Score	Att.
11/09/2021	Presbyterian	W	81-53	3321
11/11/2021	North Ala.	W	98-56	3444
11/14/2021	at Indiana	L	67-88	5394
11/21/2021	Winthrop	W	92-47	3587
11/27/2021	La Salle	W	74-52	3383
12/01/2021	West Virginia	W	83-60	3587
12/05/2021	Merrimack	W	90-56	3541
12/09/2021	DePaul	L	85-94	4906
12/12/2021	at Louisville	L	58-64	12167
12/19/2021	USC Upstate	W	67-44	3521
01/06/2022	Georgia	W	84-76	3013
01/09/2022	at South Carolina	L	54-74	12327
01/16/2022	at Tennessee	L	58-84	10012
01/20/2022	Florida	L	52-77	3372
01/23/2022	Ole Miss	L	54-63	5204
01/25/2022	at Auburn	W	67-55	1780
01/27/2022	at Vanderbilt	L	57-65	1719
01/30/2022	at LSU	L	69-78	8734
02/06/2022	Texas A&M	Lot	64-73	3999
02/10/2022	South Carolina	L	50-59	4317
02/13/2022	at Alabama	W	67-63	2049
02/15/2022	Mississippi St.	W	81-74	3688
02/17/2022	Vanderbilt	W	69-65	3718
02/20/2022	at Arkansas	W	78-55	8292
02/24/2022	at Missouri	W	78-63	2708
02/27/2022	Auburn	W	90-62	5268
03/03/2022	vs Mississippi St.	W	83-67	0
03/04/2022	vs LSU	W	78-63	0
03/05/2022	vs Tennessee	W	83-74	9072
03/06/2022	vs South Carolina	W	64-62	7997



## 2021-22 Kentucky Women's Basketball Combined Team Statistics In Conference games

### Game Records

Record	Overall	Home	Away	Neutral
ALL GAMES	8-8	4-4	4-4	0-0
CONFERENCE	8-8	4-4	4-4	0-0
NON-CONFERENCE	0-0	0-0	0-0	0-0

### Score by Periods

Team	1st	2nd	3rd	4th	OT	TOT
Kentucky	312	209	257	285	9	1072
Opponents	274	257	273	264	18	1086

### Team Box Score

No.	Player	GP-GS			Total		3-Point		F-Throw		Rebounds				PF			DQ		A		TO		BLK		STL		PTS		AVG	
		GP	GS	MIN	AVG	FG	FGA	FG%	3FG	3FGA	3FG%	FT	FTA	FT%	OFF	DEF	TOT	AVG	PF	DQ	A	TO	BLK	STL	PTS	AVG					
10	HOWARD, Rhyne	16	16	577:17	36.1	118	274	.431	40	103	.388	67	81	.827	38	98	136	8.5	38	0	44	29	23	34	343	21.4					
44	EDWARDS, Dre'una	12	3	354:52	29.6	82	165	.497	6	27	.222	29	33	.879	23	62	85	7.1	35	2	20	26	14	17	199	16.6					
11	WALKER, Jada	16	15	456:50	28.6	57	147	.388	22	52	.423	20	29	.690	12	39	51	3.2	39	1	28	40	1	24	156	9.8					
3	MASSENGILL, Jazmine	15	15	524:20	35.0	46	122	.377	5	25	.200	14	27	.519	12	45	57	3.8	28	0	63	30	11	18	111	7.4					
12	HUNT, Treasure	15	15	343:53	22.9	32	95	.337	9	31	.290	14	22	.636	31	33	64	4.3	27	0	17	29	13	10	87	5.8					
1	BENTON, Robyn	11	1	204:02	18.5	19	66	.288	8	29	.276	7	11	.636	4	16	20	1.8	12	0	15	13	3	10	53	4.8					
34	KING, Emma	14	1	222:31	15.9	19	51	.373	2	23	.087	1	1	1.000	5	16	21	1.5	12	0	15	17	3	6	41	2.9					
21	LEVERETTER, Nyah	16	6	332:30	20.8	13	26	.500	0	0	.000	17	19	.895	18	26	44	2.8	38	0	8	18	15	8	43	2.7					
00	OWENS, Olivia	15	8	208:45	13.9	16	52	.308	0	0	.000	7	13	.538	11	34	45	3.0	32	1	5	23	9	1	39	2.6					
Team																															
<b>Total</b>		<b>16</b>	<b>3225</b>			<b>402-998</b>	<b>.403</b>	<b>92-290</b>	<b>.317</b>	<b>176-236</b>	<b>.746</b>	<b>199</b>	<b>390</b>	<b>589</b>	<b>36.8</b>	<b>261</b>	<b>4</b>	<b>215</b>	<b>235</b>	<b>92</b>	<b>128</b>	<b>1072</b>	<b>67.0</b>								
<b>Opponents</b>		<b>16</b>	<b>3225</b>			<b>405-989</b>	<b>.410</b>	<b>88-249</b>	<b>.353</b>	<b>188-264</b>	<b>.712</b>	<b>216</b>	<b>412</b>	<b>628</b>	<b>39.3</b>	<b>233</b>	<b>3</b>	<b>222</b>	<b>243</b>	<b>66</b>	<b>106</b>	<b>1086</b>	<b>67.9</b>								

### Team Statistics

	UK	OPP
<b>Scoring</b>	<b>1072</b>	<b>1086</b>
Points per game	67.0	67.9
Scoring margin	-0.9	-
<b>Field goals-att</b>	<b>402-998</b>	<b>405-989</b>
Field goal pct	.403	.410
<b>3 point fg-att</b>	<b>92-290</b>	<b>88-249</b>
3-point FG pct	.317	.353
3-pt FG made per game	5.8	5.5
<b>Free throws-att</b>	<b>176-236</b>	<b>188-264</b>
Free throw pct	.746	.712
F-Throws made per game	11.0	11.8
<b>Rebounds</b>	<b>589</b>	<b>628</b>
Rebounds per game	36.8	39.3
Rebounding margin	-2.4	-
<b>Assists</b>	<b>215</b>	<b>222</b>
Assists per game	13.4	13.9
<b>Turnovers</b>	<b>235</b>	<b>243</b>
Turnovers per game	14.7	15.2
Turnover margin	+0.5	-
Assist/turnover ratio	0.9	0.9
<b>Steals</b>	<b>128</b>	<b>106</b>
Steals per game	8.0	6.6
<b>Blocks</b>	<b>92</b>	<b>66</b>
Blocks per game	5.8	4.1
<b>Winning streak</b>	<b>6</b>	<b>-</b>
Home win streak	3	-
<b>Attendance</b>	<b>32579</b>	<b>47621</b>
Home games-Avg/Game	8-4072	8-5953
Neutral site-Avg/Game	-	0-0

### Team Results

Date	Opponent		Score	Att.
01/06/2022	Georgia	W	84-76	3013
01/09/2022	at South Carolina	L	54-74	12327
01/16/2022	at Tennessee	L	58-84	10012
01/20/2022	Florida	L	52-77	3372
01/23/2022	Ole Miss	L	54-63	5204
01/25/2022	at Auburn	W	67-55	1780
01/27/2022	at Vanderbilt	L	57-65	1719
01/30/2022	at LSU	L	69-78	8734
02/06/2022	Texas A&M	Lot	64-73	3999
02/10/2022	South Carolina	L	50-59	4317
02/13/2022	at Alabama	W	67-63	2049
02/15/2022	Mississippi St.	W	81-74	3688
02/17/2022	Vanderbilt	W	69-65	3718
02/20/2022	at Arkansas	W	78-55	8292
02/24/2022	at Missouri	W	78-63	2708
02/27/2022	Auburn	W	90-62	5268



## 2021-22 Kentucky Women's Basketball Combined Team Statistics SEC Tournament

### Game Records

Record	Overall	Home	Away	Neutral
ALL GAMES	4-0	0-0	0-0	4-0
CONFERENCE	0-0	0-0	0-0	0-0
NON-CONFERENCE	4-0	0-0	0-0	4-0

### Score by Periods

Team	1st	2nd	3rd	4th	OT	TOT
Kentucky	81	67	70	90	0	308
Opponents	68	54	76	68	0	266

### Team Box Score

No.	Player				Total		3-Point		F-Throw		Rebounds											
		GP-GS	MIN	AVG	FG-FGA	FG%	3FG-3FGA	3FG%	FT-FTA	FT%	OFF	DEF	TOT	AVG	PF	DQ	A	TO	BLK	STL	PTS	AVG
10	HOWARD, Rhyne	4-4	145:25	36.4	29-60	.483	10-20	.500	20-26	.769	6	13	19	4.8	12	0	16	8	5	4	88	22.0
44	EDWARDS, Dre'una	4-0	104:21	26.1	28-51	.549	4-7	.571	6-11	.545	13	27	40	10.0	16	0	5	9	2	5	66	16.5
1	BENTON, Robyn	4-0	112:53	28.2	18-36	.500	6-12	.500	2-2	1.000	7	5	12	3.0	8	0	5	5	5	3	44	11.0
11	WALKER, Jada	4-4	108:29	27.1	15-38	.395	3-13	.231	8-8	1.000	5	15	20	5.0	5	0	8	7	1	2	41	10.3
12	HUNT, Treasure	4-4	99:16	24.8	12-31	.387	6-15	.400	1-4	.250	4	12	16	4.0	8	0	6	2	2	1	31	7.8
3	MASSENGILL, Jazmine	4-4	134:58	33.7	14-35	.400	0-2	.000	1-1	1.000	3	11	14	3.5	6	0	26	4	6	3	29	7.3
21	LEVERETTER, Nyah	4-4	58:21	14.6	2-4	.500	0-0	.000	2-4	.500	2	9	11	2.8	8	0	1	3	1	0	6	1.5
00	OWENS, Olivia	3-0	25:03	8.4	1-5	.200	0-0	.000	1-2	.500	1	3	4	1.3	3	0	2	2	1	0	3	1.0
34	KING, Emma	2-0	11:15	5.6	0-0	.000	0-0	.000	0-0	.000	0	1	1	0.5	0	0	3	2	0	0	0	0.0
Team											8	11	19									
<b>Total</b>		<b>4</b>	<b>800</b>		<b>119-260</b>	<b>.458</b>	<b>29-69</b>	<b>.420</b>	<b>41-58</b>	<b>.707</b>	<b>49</b>	<b>107</b>	<b>156</b>	<b>39.0</b>	<b>66</b>	<b>0</b>	<b>72</b>	<b>46</b>	<b>23</b>	<b>18</b>	<b>308</b>	<b>77.0</b>
<b>Opponents</b>		<b>4</b>	<b>800</b>		<b>106-261</b>	<b>.406</b>	<b>15-43</b>	<b>.349</b>	<b>39-61</b>	<b>.639</b>	<b>55</b>	<b>92</b>	<b>147</b>	<b>36.8</b>	<b>53</b>	<b>0</b>	<b>68</b>	<b>53</b>	<b>18</b>	<b>17</b>	<b>266</b>	<b>66.5</b>

### Team Statistics

	UK	OPP
<b>Scoring</b>	<b>308</b>	<b>266</b>
Points per game	77.0	66.5
Scoring margin	+10.5	-
<b>Field goals-att</b>	<b>119-260</b>	<b>106-261</b>
Field goal pct	.458	.406
<b>3 point fg-att</b>	<b>29-69</b>	<b>15-43</b>
3-point FG pct	.420	.349
3-pt FG made per game	7.3	3.8
<b>Free throws-att</b>	<b>41-58</b>	<b>39-61</b>
Free throw pct	.707	.639
F-Throws made per game	10.3	9.8
<b>Rebounds</b>	<b>156</b>	<b>147</b>
Rebounds per game	39.0	36.8
Rebounding margin	+2.3	-
<b>Assists</b>	<b>72</b>	<b>68</b>
Assists per game	18.0	17.0
<b>Turnovers</b>	<b>46</b>	<b>53</b>
Turnovers per game	11.5	13.3
Turnover margin	+1.8	-
Assist/turnover ratio	1.6	1.3
<b>Steals</b>	<b>18</b>	<b>17</b>
Steals per game	4.5	4.3
<b>Blocks</b>	<b>23</b>	<b>18</b>
Blocks per game	5.8	4.5
<b>Winning streak</b>	<b>4</b>	<b>-</b>
Home win streak	0	-
<b>Attendance</b>	<b>0</b>	<b>0</b>
Home games-Avg/Game	0-0	0-0
Neutral site-Avg/Game	-	4-4267

### Team Results

Date	Opponent		Score	Att.
03/03/2022	vs Mississippi St.	W	83-67	0
03/04/2022	vs LSU	W	78-63	0
03/05/2022	vs Tennessee	W	83-74	9072
03/06/2022	vs South Carolina	W	64-62	7997



## 2021-22 Kentucky Women's Basketball Combined Team Statistics 10-Game Winning Streak

### Game Records

Record	Overall	Home	Away	Neutral
ALL GAMES	10-0	3-0	3-0	4-0
CONFERENCE	6-0	3-0	3-0	0-0
NON-CONFERENCE	4-0	0-0	0-0	4-0

### Score by Periods

Team	1st	2nd	3rd	4th	OT	TOT
Kentucky	223	162	183	203	0	771
Opponents	176	154	161	157	0	648

### Team Box Score

No.	Player				Total		3-Point		F-Throw		Rebounds								PTS	AVG		
		GP-GS	MIN	AVG	FG-FGA	FG%	3FG-3FGA	3FG%	FT-FTA	FT%	OFF	DEF	TOT	AVG	PF	DQ	A	TO			BLK	STL
10	HOWARD, Rhyne	10-10	341:49	34.2	67-149	.450	29-63	.460	47-55	.855	23	44	67	6.7	24	0	34	12	14	15	210	21.0
44	EDWARDS, Dre'una	10-0	275:33	27.6	85-154	.552	7-20	.350	28-34	.824	32	62	94	9.4	29	0	19	19	8	15	205	20.5
11	WALKER, Jada	10-10	282:23	28.2	39-90	.433	13-35	.371	13-15	.867	10	32	42	4.2	19	0	20	13	2	12	104	10.4
1	BENTON, Robyn	10-0	226:43	22.7	30-76	.395	13-32	.406	8-10	.800	10	13	23	2.3	16	0	15	12	6	7	81	8.1
3	MASSENGILL, Jazmine	10-10	342:08	34.2	31-86	.360	0-11	.000	6-11	.545	10	26	36	3.6	19	0	64	13	12	11	68	6.8
12	HUNT, Treasure	10-10	216:20	21.6	23-62	.371	11-26	.423	5-14	.357	14	20	34	3.4	17	0	12	15	9	3	62	6.2
21	LEVERETTER, Nyah	10-9	183:23	18.3	6-16	.375	0-0	.000	12-15	.800	11	21	32	3.2	23	0	4	11	4	4	24	2.4
00	OWENS, Olivia	8-1	62:50	7.9	4-15	.267	0-0	.000	3-4	.750	4	9	13	1.6	14	1	3	8	4	0	11	1.4
34	KING, Emma	8-0	68:52	8.6	3-9	.333	0-4	.000	0-0	.000	2	7	9	1.1	2	0	11	4	0	3	6	0.8
Team											26	16	42					5				
<b>Total</b>		<b>10</b>	<b>2000</b>		<b>288-657</b>	<b>.438</b>	<b>73-191</b>	<b>.382</b>	<b>122-158</b>	<b>.772</b>	<b>142</b>	<b>250</b>	<b>392</b>	<b>39.2</b>	<b>163</b>	<b>1</b>	<b>182</b>	<b>112</b>	<b>59</b>	<b>70</b>	<b>771</b>	<b>77.1</b>
<b>Opponents</b>		<b>10</b>	<b>2000</b>		<b>246-615</b>	<b>.400</b>	<b>48-147</b>	<b>.327</b>	<b>108-158</b>	<b>.684</b>	<b>133</b>	<b>232</b>	<b>365</b>	<b>36.5</b>	<b>143</b>	<b>1</b>	<b>141</b>	<b>143</b>	<b>36</b>	<b>52</b>	<b>648</b>	<b>64.8</b>

### Team Statistics

	UK	OPP
<b>Scoring</b>	<b>771</b>	<b>648</b>
Points per game	77.1	64.8
Scoring margin	+12.3	-
<b>Field goals-att</b>	<b>288-657</b>	<b>246-615</b>
Field goal pct	.438	.400
<b>3 point fg-att</b>	<b>73-191</b>	<b>48-147</b>
3-point FG pct	.382	.327
3-pt FG made per game	7.3	4.8
<b>Free throws-att</b>	<b>122-158</b>	<b>108-158</b>
Free throw pct	.772	.684
F-Throws made per game	12.2	10.8
<b>Rebounds</b>	<b>392</b>	<b>365</b>
Rebounds per game	39.2	36.5
Rebounding margin	+2.7	-
<b>Assists</b>	<b>182</b>	<b>141</b>
Assists per game	18.2	14.1
<b>Turnovers</b>	<b>112</b>	<b>143</b>
Turnovers per game	11.2	14.3
Turnover margin	+3.1	-
Assist/turnover ratio	1.6	1.0
<b>Steals</b>	<b>70</b>	<b>52</b>
Steals per game	7.0	5.2
<b>Blocks</b>	<b>59</b>	<b>36</b>
Blocks per game	5.9	3.6
<b>Winning streak</b>	<b>10</b>	<b>-</b>
Home win streak	3	-
<b>Attendance</b>	<b>12674</b>	<b>13049</b>
Home games-Avg/Game	3-4225	3-4350
Neutral site-Avg/Game	-	4-4267

### Team Results

Date	Opponent		Score	Att.
02/13/2022	at Alabama	W	67-63	2049
02/15/2022	Mississippi St.	W	81-74	3688
02/17/2022	Vanderbilt	W	69-65	3718
02/20/2022	at Arkansas	W	78-55	8292
02/24/2022	at Missouri	W	78-63	2708
02/27/2022	Auburn	W	90-62	5268
03/03/2022	vs Mississippi St.	W	83-67	0
03/04/2022	vs LSU	W	78-63	0
03/05/2022	vs Tennessee	W	83-74	9072
03/06/2022	vs South Carolina	W	64-62	7997



**2021-22 Kentucky Women's Basketball  
Team Game-by-Game  
All games**

Opponent	Date	Score	W	Total		3-Pointers		Free throws		Rebounds				PF	A	TO	BLK	STL	PTS	AVG
				FG-FGA	PCT	3FG-3FGA	PCT	FT-FTA	PCT	OFF	DEF	TOT	AVG							
Presbyterian	11/09/2021	81-53	W	34-65	.523	5-20	.250	8-19	.421	13	19	32	32.0	15	26	14	2	13	81	81.0
North Ala.	11/11/2021	98-56	W	40-78	.513	6-17	.353	12-21	.571	24	26	50	41.0	13	18	9	8	8	98	89.5
at Indiana	11/14/2021	67-88	L	27-65	.415	4-13	.308	9-15	.600	12	18	30	37.3	24	7	12	4	7	67	82.0
Winthrop	11/21/2021	92-47	W	38-77	.494	10-23	.435	6-12	.500	18	25	43	38.8	14	25	11	2	16	92	84.5
La Salle	11/27/2021	74-52	W	26-59	.441	8-19	.421	14-21	.667	11	29	40	39.0	13	19	11	9	4	74	82.4
West Virginia	12/01/2021	83-60	W	29-57	.509	11-19	.579	14-24	.583	13	30	43	39.7	15	21	19	10	7	83	82.5
Merrimack	12/05/2021	90-56	W	36-67	.537	6-17	.353	12-16	.750	7	25	32	38.6	11	30	12	4	13	90	83.6
DePaul	12/09/2021	85-94	L	32-70	.457	0-14	.000	21-26	.808	10	20	30	37.5	19	11	14	6	11	85	83.8
at Louisville	12/12/2021	58-64	L	21-54	.389	3-13	.231	13-20	.650	11	26	37	37.4	17	11	21	3	0	58	80.9
USC Upstate	12/19/2021	67-44	W	25-62	.403	3-12	.250	14-20	.700	17	22	39	37.6	11	19	15	6	14	67	79.5
Georgia	01/06/2022	84-76	W	35-67	.522	5-16	.313	9-13	.692	5	19	24	36.4	17	15	11	7	11	84	79.9
at South Carolina	01/09/2022	54-74	L	21-71	.296	7-18	.389	5-11	.455	13	24	37	36.4	10	13	10	5	9	54	77.8
at Tennessee	01/16/2022	58-84	L	25-57	.439	4-18	.222	4-8	.500	6	23	29	35.8	17	9	19	2	10	58	76.2
Florida	01/20/2022	52-77	L	18-66	.273	4-18	.222	12-16	.750	14	17	31	35.5	11	8	14	6	7	52	74.5
Ole Miss	01/23/2022	54-63	L	19-53	.358	0-6	.000	16-22	.727	10	24	34	35.4	17	6	18	7	3	54	73.1
at Auburn	01/25/2022	67-55	W	25-66	.379	7-21	.333	10-12	.833	16	27	43	35.9	16	12	11	5	10	67	72.8
at Vanderbilt	01/27/2022	57-65	L	21-55	.382	5-23	.217	10-12	.833	15	27	42	36.2	17	10	25	11	9	57	71.8
at LSU	01/30/2022	69-78	L	27-54	.500	7-17	.412	8-11	.727	9	26	35	36.2	22	8	19	6	3	69	71.7
Texas A&M	02/06/2022	64-73	Lot	23-59	.390	5-17	.294	13-18	.722	8	35	43	36.5	19	11	24	2	7	64	71.3
South Carolina	02/10/2022	50-59	L	19-53	.358	4-14	.286	8-13	.615	10	25	35	36.5	18	13	18	5	7	50	70.2
at Alabama	02/13/2022	67-63	W	27-72	.375	3-17	.176	10-12	.833	16	25	41	36.7	13	15	13	7	11	67	70.0
Mississippi St.	02/15/2022	81-74	W	26-75	.347	7-20	.350	22-24	.917	24	22	46	37.1	13	23	8	5	7	81	70.5
Vanderbilt	02/17/2022	69-65	W	26-58	.448	8-21	.381	9-15	.600	16	17	33	36.9	19	21	18	5	9	69	70.5
at Arkansas	02/20/2022	78-55	W	28-64	.438	10-22	.455	12-16	.750	15	29	44	37.2	21	12	11	8	9	78	70.8
at Missouri	02/24/2022	78-63	W	30-65	.462	6-22	.273	12-13	.923	12	25	37	37.2	10	16	8	6	8	78	71.1
Auburn	02/27/2022	90-62	W	32-63	.508	10-20	.500	16-20	.800	10	25	35	37.1	21	23	8	5	8	90	71.8
vs Mississippi St.	03/03/2022	83-67	W	36-68	.529	2-12	.167	9-12	.750	12	35	47	37.5	18	20	18	4	4	83	72.2
vs LSU	03/04/2022	78-63	W	29-65	.446	9-19	.474	11-14	.786	11	28	39	37.5	13	20	11	8	5	78	72.4
vs Tennessee	03/05/2022	83-74	W	30-70	.429	12-24	.500	11-19	.579	17	21	38	37.6	15	16	7	5	5	83	72.8
vs South Carolina	03/06/2022	64-62	W	24-57	.421	6-14	.429	10-13	.769	9	23	32	37.4	20	16	10	6	4	64	72.5
<b>Total</b>		<b>2175</b>		<b>829-1912</b>	<b>.434</b>	<b>177-526</b>	<b>.337</b>	<b>340-488</b>	<b>.697</b>	<b>384</b>	<b>737</b>	<b>1121</b>	<b>37.4</b>	<b>479</b>	<b>474</b>	<b>419</b>	<b>169</b>	<b>239</b>	<b>2175</b>	<b>72.5</b>
Opponents		1966		749-1836	.408	160-468	.342	308-436	.706	382	738	1120	37.3	473	433	503	104	180	1966	65.5

**Kentucky Averages**

Games Played	Points/game	FG Pct	3FG Pct	FT Pct	Rebounds/game	Assists/game	Turnovers/game	Assist/Turnover ratio	Steals/game	Blocks/game
30	72.5	43.4	33.7	69.7	37.4	15.8	14.0	1.1	8.0	5.6



**2021-22 Kentucky Women's Basketball  
Opponents Game-by-Game  
All games**

Opponent	Date	Score	W	Total		3-Pointers		Free throws		Rebounds				PF	A	TO	BLK	STL	PTS	AVG
				FG-FGA	PCT	3FG-3FGA	PCT	FT-FTA	PCT	OFF	DEF	TOT	AVG							
Presbyterian	11/09/2021	81-53	W	19-46	.413	3-14	.214	12-16	.750	8	23	31	31.0	19	11	25	0	5	53	53.0
North Ala.	11/11/2021	98-56	W	21-55	.382	8-24	.333	6-7	.857	9	18	27	29.0	17	13	21	0	2	56	54.5
at Indiana	11/14/2021	67-88	L	32-59	.542	6-11	.545	18-21	.857	11	29	40	32.7	18	18	14	3	5	88	65.7
Winthrop	11/21/2021	92-47	W	18-53	.340	6-19	.316	5-9	.556	9	23	32	32.5	12	11	28	2	5	47	61.0
La Salle	11/27/2021	74-52	W	19-65	.292	6-22	.273	8-10	.800	16	24	40	34.0	19	13	17	1	5	52	59.2
West Virginia	12/01/2021	83-60	W	23-62	.371	4-11	.364	10-16	.625	9	19	28	33.0	22	15	15	0	7	60	59.3
Merrimack	12/05/2021	90-56	W	22-57	.386	8-25	.320	4-5	.800	9	25	34	33.1	20	18	27	2	5	56	58.9
DePaul	12/09/2021	85-94	L	39-76	.513	7-22	.318	9-12	.750	19	27	46	34.8	22	25	20	2	7	94	63.3
at Louisville	12/12/2021	58-64	L	26-65	.400	4-13	.308	8-12	.667	13	24	37	35.0	18	9	13	6	10	64	63.3
USC Upstate	12/19/2021	67-44	W	19-48	.396	5-15	.333	1-3	.333	8	22	30	34.5	20	10	27	4	6	44	61.4
Georgia	01/06/2022	84-76	W	28-60	.467	2-10	.200	18-20	.900	12	26	38	34.8	14	15	19	4	8	76	62.7
at South Carolina	01/09/2022	54-74	L	31-69	.449	3-17	.176	9-12	.750	15	40	55	36.5	10	11	12	9	5	74	63.7
at Tennessee	01/16/2022	58-84	L	32-74	.432	10-20	.500	10-12	.833	21	29	50	37.5	11	19	18	2	9	84	65.2
Florida	01/20/2022	52-77	L	30-58	.517	7-15	.467	10-11	.909	12	36	48	38.3	18	18	22	9	5	77	66.1
Ole Miss	01/23/2022	54-63	L	25-65	.385	4-9	.444	9-12	.750	12	22	34	38.0	21	15	13	2	7	63	65.9
at Auburn	01/25/2022	67-55	W	18-54	.333	7-18	.389	12-16	.750	10	24	34	37.8	15	13	15	3	6	55	65.2
at Vanderbilt	01/27/2022	57-65	L	25-66	.379	7-17	.412	8-15	.533	17	19	36	37.6	10	13	14	1	11	65	65.2
at LSU	01/30/2022	69-78	L	28-64	.438	5-8	.625	17-24	.708	14	20	34	37.4	12	13	8	3	6	78	65.9
Texas A&M	02/06/2022	64-73	Lot	24-63	.381	9-22	.409	16-20	.800	5	30	35	37.3	17	17	15	7	7	73	66.3
South Carolina	02/10/2022	50-59	L	24-62	.387	1-9	.111	10-25	.400	20	26	46	37.8	15	15	17	8	7	59	65.9
at Alabama	02/13/2022	67-63	W	23-59	.390	4-19	.211	13-14	.929	11	31	42	38.0	13	6	18	6	7	63	65.8
Mississippi St.	02/15/2022	81-74	W	28-57	.491	11-26	.423	7-9	.778	7	24	31	37.6	19	20	16	3	4	74	66.1
Vanderbilt	02/17/2022	69-65	W	24-53	.453	4-13	.308	13-19	.684	14	17	31	37.3	18	18	18	3	12	65	66.1
at Arkansas	02/20/2022	78-55	W	20-57	.351	4-18	.222	11-21	.524	11	22	33	37.2	15	7	12	4	6	55	65.6
at Missouri	02/24/2022	78-63	W	24-56	.429	8-19	.421	7-8	.875	8	24	32	37.0	10	13	11	0	2	63	65.5
Auburn	02/27/2022	90-62	W	21-72	.292	2-9	.222	18-26	.692	27	22	49	37.4	15	9	15	2	4	62	65.4
vs Mississippi St.	03/03/2022	83-67	W	27-63	.429	3-10	.300	10-16	.625	5	20	25	37.0	11	15	14	3	10	67	65.4
vs LSU	03/04/2022	78-63	W	26-66	.394	3-10	.300	8-9	.889	11	24	35	36.9	13	15	13	3	2	63	65.4
vs Tennessee	03/05/2022	83-74	W	31-66	.470	3-8	.375	9-16	.563	17	26	43	37.1	17	22	13	7	3	74	65.7
vs South Carolina	03/06/2022	64-62	W	22-66	.333	6-15	.400	12-20	.600	22	22	44	37.3	12	16	13	5	2	62	65.5
<b>Total</b>		<b>1966</b>		<b>749-1836</b>	<b>.408</b>	<b>160-468</b>	<b>.342</b>	<b>308-436</b>	<b>.706</b>	<b>382</b>	<b>738</b>	<b>1120</b>	<b>37.3</b>	<b>473</b>	<b>433</b>	<b>503</b>	<b>104</b>	<b>180</b>	<b>1966</b>	<b>65.5</b>
Kentucky		2175		829-1912	.434	177-526	.337	340-488	.697	384	737	1121	37.4	479	474	419	169	239	2175	72.5

**Opponents Averages**

Games Played	Points/game	FG Pct	3FG Pct	FT Pct	Rebounds/game	Assists/game	Turnovers/game	Assist/Turnover ratio	Steals/game	Blocks/game
30	65.5	40.8	34.2	70.6	37.3	14.4	16.8	0.9	6.0	3.5