

# FLORIDA™

## MEN'S BASKETBALL



### Florida (19-11/9-8 SEC) vs. #7/6 Kentucky (24-6/13-4 SEC)

Exactech Arena at the Stephen C. O'Connell Center (10,151)

Gainesville, Fla. | Game 31 | March 5, 2022 | 2 p.m.



#### HEAD COACHES

##### Mike White

142-86 | 7th season at UF  
243-126 | 11th season overall

##### John Calipari

363-99 | 13th season at Kentucky  
766-237 | 31st season overall

#### MATCHUP BASICS

All-Time Series: 42-106

All-Time/Home: 26-38

Series under White: 4-9

Home under White: 2-4

Last Meeting:

L, 57-78, 2/12/22 (Away)

#### BROADCAST INFO

CBS | CBS Sports App

Play-by-Play: Brad Nessler

Analyst: Clark Kellogg

Gators Sports Network

Play-by-Play: Mick Hubert

Analyst: Lee Humphrey

#### NUMBERS OF NOTE

# 4

Mike White and John Calipari, along with Rick Barnes and Bruce Pearl, are the four active SEC coaches whose winning percentage in conference games rates in the SEC's top 20 all-time. Calipari sits in third (.770), Barnes 16th (.597), White 18th (.585) and Pearl 19th (.577).

# 3

In addition to making the game-winning shot, Phlandrous Fleming Jr. stuffed the stat sheet at Vandy with 16 points, six assists, four rebounds, three steals and two blocked shots. He's the first Gator since 1996 to reach all those numbers in a single SEC game and the third to do so in any game, joined by Joakim Noah (3/16/06 vs. South Alabama) and Matt Walsh (11/21/02 vs. Eastern Illinois).

#### FLORIDA POSSIBLE STARTERS

#	Name	Pos.	Ht.	Wt.	Cl.	Min.	Pts.	Reb.	Misc.
1	CJ Felder	F	6-7	231	Jr.	12.5	3.6	2.4	0.7 blk
12	Colin Castleton	F	6-11	240	Sr.	29.7	16.1	9.0	2.5 blk
0	Myreon Jones	G	6-3	175	Sr.	27.9	9.1	2.7	2.0 3fg
22	Tyree Appleby	G	6-1	163	Sr.	27.8	11.4	2.0	3.8 ast
24	Phlandrous Fleming Jr.	G	6-5	205	Gr.	27.1	10.9	4.2	1.4 stl

#### OPPONENT POSSIBLE STARTERS

#	Name	Pos.	Ht.	Wt.	Cl.	Min.	Pts.	Reb.	Misc.
12	Keion Brooks Jr.	F	6-7	210	Jr.	24.9	11.2	4.6	.494 fg%
14	Oscar Tshiebwe	F	6-9	255	Jr.	31.4	16.9	15.3	1.8 stl
2	Sahvir Wheeler	G	5-9	180	Jr.	30.6	10.0	2.3	7.0 ast
10	Davion Mintz	G	6-3	195	Gr.	24.8	8.7	2.2	1.5 3fg
31	Kellan Grady	G	6-5	205	Gr.	33.1	11.9	2.1	2.8 3fg

#### 2021-22 AT A GLANCE

- Florida hosts Kentucky in the regular season finale and Senior Day for seven Gators. UF is coming off a pair of road wins at Georgia and Vanderbilt and has an opportunity to finish its regular season with a quality win against the seventh-ranked Wildcats. The Gators are also battling for SEC Tournament seeding and will land anywhere from #5 to #9 based on Saturday's outcomes.
- Phlandrous Fleming Jr. has been huge in the Gators' past two wins. He posted 27 points in his hometown of Athens, Ga., last Saturday, shooting 11-for-18 from the field and 4-for-9 from 3-point range in the win at Georgia.
- Fleming's encore at Vanderbilt helped Florida to a dramatic comeback win after UF trailed by nine with 8:58 to play and by five with 44 seconds left. Fleming's chase-down block with 29 seconds kept the door cracked for the Gators and his 3-pointer with 6.3 seconds left put the Gators on top.
- Tyree Appleby has also had a hot hand for the Gators over the last four games, averaging 19.5 points per game going 16-for-33 from 3-point range (.485) in that span.
- The Gators are one of six teams with a win in each of the past four NCAA Tournaments, joined by Gonzaga, Kansas, Michigan, Villanova and Florida State. UF is also one of 12 teams nationally and the only Southeastern Conference team to reach every NCAA Tournament in that span (since 2017).
- UF ranks among SEC leaders in blocked shots (second, 5.4), scoring defense (third, 65.4), free throw percentage (third, .737) and 3-point field goals made (fourth, 8.3).
- Tyree Appleby played Superman in UF's win against #2 Auburn, which was the Gators' highest-ranked home win in program history and matched UF's highest-ranked regular season victory. Appleby scored 20 of his 26 points in the second half, hitting four of his six 3-point attempts after the break.
- It was a familiar role for Appleby, who also sparked a trio of Florida comebacks in three consecutive games against Oklahoma State, Missouri and Ole Miss and had an early-season game-winning buzzer-beater against Ohio State. The point guard posted 21 points to help UF come back from 16 down against Oklahoma State. Appleby scored 17 points at Mizzou, all in the second half, including a pair of game-winning free throws with 7.9 seconds left. Against Ole Miss, Appleby recorded a double-double with 10 points and 10 assists.
- Colin Castleton has been productive since his Feb. 5 return to the lineup after missing six games with a shoulder injury, averaging 17.5 points and 9.0 rebounds in the eight games since. He posted 19 points and eight rebounds in the win vs. Auburn and went for a career-high 29 vs. Arkansas. Castleton also has 114 career blocked shots at UF, one away from joining the Gators' career top 10 (Alex Tyus, 115).
- The Gators stifled Vanderbilt in the teams' first meeting, limiting the Commodores to 14 second-half points. Vandy's 42 total points marked the second-fewest UF has allowed vs. an SEC opponent under Mike White (41 at SC, 2/10/18). No Commodore scored more than seven points against the UF defense.
- Florida battled back from a double-digit deficit to knock off Ohio State on Tyree Appleby's buzzer-beating 3-pointer to win the Fort Myers Tip-Off. Phlandrous Fleming led the Florida attack with 19 points and four steals, supported by Colin Castleton's double-double with 11 points and 13 rebounds.

#### NOVEMBER

1	Embry-Riddle (Exh.)	SEC+	W	80-57
9	Elon	SEC+	W	74-61
14	#20 Florida State	ESPN	W	71-55
18	Milwaukee	SEC+	W	81-45
22	vs. California	FS1	W	80-60
24	vs. RV Ohio State	FS1	W	71-68
28	Troy	SEC Net.	W	84-45

#### DECEMBER

1	at Oklahoma	Bally	L	67-74
6	Texas Southern	SEC+	L	54-69
8	North Florida	SEC Net.	W	85-55
12	vs. Maryland	BTN	L	68-70
18	vs. USF	Bally	W	66-55
22	Stony Brook	SEC+	W	87-62
29	at Ole Miss	SEC Net.	PPD	

#### JANUARY

5	#15 Alabama	ESPN2	L	70-83
8	at #9 Auburn	ESPN2	L	73-85
12	#12 LSU	ESPN2	L	58-64
15	at South Carolina	SEC Net.	W	71-63
19	Mississippi State	SEC Net.	W	80-72
22	Vanderbilt	SEC Net.	W	61-42
24	at Ole Miss (make-up)	SEC+	L	54-70
26	at #18 Tennessee	ESPN2	L	71-78
29	Oklahoma State	ESPN2	W	81-72

#### FEBRUARY

2	at Missouri	SEC Net.	W	66-65
5	Ole Miss	SEC Net.	W/OT	62-57
9	Georgia	SEC Net.	W	72-63
12	at #5 Kentucky	ESPN	L	57-78
15	at Texas A&M	SEC Net.	L	55-56
19	#2 Auburn	ESPN	W	63-62
22	#18 Arkansas	ESPN2	L	74-82
26	at Georgia	ESPN2	W	84-72

#### MARCH

1	at Vanderbilt	SEC Net.	W	82-78
5	#7 Kentucky	CBS		2 p.m.
9-13 SEC Tournament (Tampa)				

Contact: Denver Parler | denverp@gators.ufl.edu  
Office: 352-692-6195 | Cell: 352-318-3493



# MATCHUP

## ABOUT THE OPPONENT

- Oscar Tshiebwe leads Kentucky with 16.9 points per game and leads the nation with 15.3 rebounds per game. He also has a team-high 55 steals and 44 blocked shots.
- TyTy Washington (12.4 ppg), Kellan Grady (11.9), Keion Brooks Jr. (11.2) and Sahvir Wheeler (10.0) all average double figures, as well.
- Wheeler leads the Wildcats with 182 assists, and Grady is the top 3-point threat with 84 made at a .433 clip.

## OPPONENT'S LAST 5 GAMES

Feb. 15	at Tennessee	L	63-76
Feb. 19	Alabama	W	90-81
Feb. 23	LSU	W	71-66
Feb. 26	at Arkansas	L	73-75
March 1	Ole Miss	W	83-72

## SERIES UNDER WHITE (4-9)

Feb. 6, 2016	A	L	61-80
March 1, 2016	H	L	79-88
Feb. 4, 2017	H	W	88-66
Feb. 25, 2017	A	L	66-76
Jan. 20, 2018	A	W	66-64
March 3, 2018	H	W	80-67
Feb. 2, 2019	H	L	54-65
March 9, 2019	A	L	57-66
Feb. 22, 2020	A	L	59-65
March 7, 2020	H	L	70-71
Jan. 9, 2021	H	L	58-76
Feb. 27, 2021	A	W	71-67
Feb. 12, 2022	A	L	57-78

## TOP-10 WINS UNDER WHITE (6)

Jan. 30, 2016	#9 West Virginia	W	88-71
Feb. 4, 2017	#8 Kentucky	W	88-66
March 15, 2019	vs. #9 LSU	W	76-73
Jan. 18, 2020	#4 Auburn	W	69-47
Jan. 19, 2021	#6 Tennessee	W	75-49
Feb. 19, 2022	#2 Auburn	W	63-62

Category	Florida	Advantage	Opponent
Scoring Offense	70.7	>	80.4
Scoring Defense	65.4	<	65.8
Scoring Margin	+5.4	>	+14.6
Field Goal Pct.	.429	>	.488
Field Goal Pct. Def.	.436	>	.410
3-Pt. FG Pct.	.316	>	.357
3-Pt. FG Pct. Def.	.322	>	.303
3-Pt. FG Made	8.3	<	6.3
3-Pt. FG Allowed	5.9	<	6.5
Free Throw Pct.	.737	<	.730
Free Throws Made	14.4	<	12.5
Rebounds	33.3	>	40.4
Opp. Rebounds	34.6	>	30.0
Rebounding Margin	-1.3	>	+10.4
Assists	12.9	>	16.3
Turnovers	12.3	>	11.7
Opp. Turnovers	14.6	<	12.3
Turnover Margin	+2.3	<	+0.6
Assist/TO Ratio	1.0	>	1.4
Steals	8.2	<	7.0
Blocked Shots	5.4	<	4.1

## LAST MEETING: KENTUCKY 78, FLORIDA 57



Official Basketball Box Score - Final  
**Florida at Kentucky**  
 02/12/22 Rupp Arena, Lexington  
 2021-22 Men's Basketball

Game Time: 4:00 PM  
 Game Duration: 2:04  
 Attendance: 20,383

Officials: Tony Greene, Chuck Jones, K.B. Burdett Jr.

Florida - 57

Record: 16-9 (6-6)

NO.	Name	Min	FG			3P			FT			Rebounds			Fouls		TP	AS	TO	ST	Blocks		+/-
			M-A	M-A	M-A	OR	DR	TOT	PF	FD	BS	BA											
4	Anthony Duruji	F 26:46	1-7	1-5	0-0	0	4	4	0	0	3	3	1	1	0	0	0	0	0	0	0	-21	
12	Colin Castleton	F 30:19	8-12	0-1	2-2	2	5	7	3	2	18	0	4	0	0	0	0	0	0	0	0	-23	
22	Tyree Appleby	G 07:30	0-1	0-1	0-0	0	1	1	1	2	0	1	0	0	0	0	0	0	0	0	0	-11	
24	Phlandrous Fleming Jr.	G 28:51	3-8	0-3	2-2	0	4	4	1	2	8	2	0	0	0	0	0	0	0	0	0	-20	
44	Niels Lane	G 18:09	1-1	0-0	1-1	0	1	1	3	1	3	0	2	0	0	0	0	0	0	0	0	-5	
23	Brandon McKissic	0 26:40	4-6	0-2	1-1	0	1	1	0	1	9	1	3	0	0	0	0	0	0	0	0	-10	
0	Myreon Jones	24:44	2-4	2-3	0-0	0	0	0	3	1	6	1	0	1	0	1	0	0	0	0	0	-14	
1	CJ Felder	18:35	2-4	2-4	0-0	2	1	3	1	0	6	0	0	1	1	0	0	0	0	0	0	5	
14	Kowacie Reeves	15:06	1-5	0-2	0-0	0	0	0	1	0	2	0	0	0	0	0	0	0	0	0	0	2	
10	Elijah Kennedy	01:40	0-2	0-1	0-0	0	0	0	0	0	0	0	0	0	0	0	0	0	0	0	0	-4	
32	Tuongthach Gatkek	01:40	1-1	0-0	0-0	1	0	1	0	0	2	0	0	0	0	0	0	0	0	0	0	-4	
Team						0	3	3			0												
<b>Totals</b>			23-51	5-22	6-6	5	20	25	13	9	57	8	10	3	1	0	0	0	0	0	0	-21	

Technical Fouls: NONE

Shooting By Period		
1st FG%	12-26	46.2%
3PT%	3-11	27.3%
FT%	1-1	100%
2nd FG%	11-25	44.0%
3PT%	2-11	18.2%
FT%	5-5	100%
GM FG%	23-51	45.1%
3PT%	5-22	22.7%
FT%	6-6	100.0%

Dead Ball Rebounds: 0, 0

Kentucky - 78

Record: 21-4 (10-2)

NO.	Name	Min	FG			3P			FT			Rebounds			Fouls		TP	AS	TO	ST	Blocks		+/-
			M-A	M-A	M-A	OR	DR	TOT	PF	FD	BS	BA											
12	Keion Brooks Jr.	F 25:02	1-4	0-0	0-0	1	0	1	2	0	2	2	2	3	3	0	0	0	0	0	0	5	
34	Oscar Tshiebwe	F 38:29	11-18	0-0	5-6	10	9	19	1	7	27	2	2	3	0	0	0	0	0	0	0	21	
2	Sahvir Wheeler	G 26:40	4-7	1-2	0-0	1	2	3	3	0	9	6	0	0	0	0	0	0	0	0	0	30	
3	TyTy Washington Jr.	G 25:52	4-13	2-7	0-1	0	5	5	0	2	10	6	0	1	0	1	1	16				16	
31	Kellan Grady	G 39:29	5-13	4-11	1-1	1	1	2	0	2	15	0	0	0	0	0	0	19				19	
10	Davion Mintz	27:59	4-9	3-7	0-0	0	2	2	0	0	11	1	0	0	0	0	0	-2				2	
4	Daimion Collins	00:38	0-0	0-0	0-0	0	0	0	1	0	0	0	0	0	0	0	0	0	0	0	0	0	
23	Bryce Hopkins	02:09	0-0	0-0	0-0	0	0	0	0	0	0	0	0	0	0	0	0	0	0	0	0	0	
55	Lance Ware	13:42	2-3	0-0	0-1	4	3	7	2	2	4	0	0	0	0	0	0	16				16	
Team						1	1	2			0												
<b>Totals</b>			31-67	10-27	6-9	18	23	41	9	13	78	17	5	7	0	1	0	21				21	

Technical Fouls: NONE

Shooting By Period		
1st FG%	14-34	41.2%
3PT%	4-13	30.8%
FT%	1-3	33.3%
2nd FG%	17-33	51.5%
3PT%	6-14	42.9%
FT%	5-6	83.3%
GM FG%	31-67	46.3%
3PT%	10-27	37.0%
FT%	6-9	66.7%

Dead Ball Rebounds: 1, 0

	FLA	UKY	Points from		Period by Period Scoring			
			FLA	UKY	1st	2nd	TOT	
Biggest lead	2 (1st 19:35)	21 (2nd 0:21)	4	17				
Best Scoring Run	10 (1st 9:54)	12 (1st 14:27)	26	32	FLA	28	29	57
Lead Changes	1		7	20				
Times Tied	0		6	8	UKY	33	45	78
Time with Lead	00:47	38:48	25	15				

## STARTING LINEUPS

	1	2	3	4	5	STAT LEADERS				
						Points	Rebounds	Assists	Steals	Blocks
Elon	Appleby	McKissic	Jones	Duruji	Castleton	20-Jones	7-Duruji	4-Castleton	2-McKissic	6-Castleton
Florida State	Appleby	McKissic	Jones	Duruji	Castleton	15-Castleton/Duruji	16-Castleton	5-Appleby	3-Jones	6-Castleton
Milwaukee	Appleby	McKissic	Jones	Duruji	Castleton	19-Castleton	10-Castleton	5-Appleby/Jones	3-Appleby	2-Felder
vs. California	Appleby	McKissic	Jones	Duruji	Castleton	18-Castleton	8-Castleton	3-Appleby/Castleton	3-McKissic	1-Three tied
vs. Ohio State	Appleby	McKissic	Jones	Duruji	Castleton	19-Fleming	8-Fleming	3-Castleton	4-Fleming	1-Castleton/Fleming
Troy	Appleby	Jones	Fleming	Duruji	Castleton	12-Appleby/Jones	8-Castleton	4-Jones	2-Three tied	2-Castleton/Felder
at Oklahoma	Appleby	McKissic	Jones	Duruji	Castleton	17-Fleming	11-Castleton	2-Appleby/Duruji	2-Fleming	4-Castleton
Texas Southern	McKissic	Jones	Fleming	Duruji	Castleton	15-McKissic	5-Castleton	3-Fleming/Jones	4-Jones	3-Castleton
North Florida	McKissic	Jones	Fleming	Duruji	Castleton	26-Castleton	8-Castleton	3-Duruji/McKissic	4-Appleby	1-Three tied
vs. Maryland	McKissic	Jones	Fleming	Duruji	Castleton	15-Appleby/Fleming	11-Fleming	4-Fleming/Jones	3-McKissic	3-Castleton
vs. USF	Appleby	McKissic	Jones	Duruji	Castleton	12-Castleton/Fleming	11-Castleton	5-Appleby/McKissic	1-Three tied	2-Felder
Stony Brook	Appleby	McKissic	Fleming	Duruji	Castleton	20-Fleming	7-Castleton/Jitoboh	7-Appleby	3-Appleby	2-Duruji
Alabama	Appleby	McKissic	Jones	Duruji	Castleton	19-Castleton	7-Castleton/Jones	5-Appleby	2-Castleton/Fleming	3-Duruji
at Auburn	Appleby	McKissic	Jones	Duruji	Castleton	22-Castleton	10-Castleton	9-Appleby	4-Appleby	2-Castleton
LSU	Appleby	Jones	Reeves	Duruji	Castleton	19-Castleton	9-Castleton	3-Jones	2-Fleming/Jones	3-Castleton
at South Carolina	McKissic	Fleming	Reeves	Duruji	Castleton	14-Fleming/Reeves	7-Castleton	6-Appleby	2-Appleby/Reeves	8-Castleton
Mississippi State	McKissic	Fleming	Reeves	Duruji	Jitoboh	22-Duruji	5-McKissic	5-Appleby/Fleming	5-Duruji	2-Jitoboh
Vanderbilt	McKissic	Fleming	Reeves	Duruji	Jitoboh	11-Appleby	10-Jitoboh	4-McKissic	4-Appleby	1-Three tied
at Ole Miss	McKissic	Fleming	Reeves	Duruji	Jitoboh	12-Jitoboh	5-Jitoboh	4-Appleby	1-Four tied	1-Three tied
at Tennessee	Appleby	McKissic	Reeves	Duruji	Jitoboh	16-Appleby/Duruji	6-Duruji	7-Appleby	3-Jones	2-Gatkek
Oklahoma State	Appleby	McKissic	Reeves	Fleming	Duruji	21-Appleby	6-Fleming	4-Appleby	3-Appleby	3-Gatkek
at Missouri	Appleby	McKissic	Reeves	Fleming	Duruji	18-Jones	6-Fleming	3-Fleming	2-McKissic	5-Gatkek
Ole Miss	Appleby	Fleming	Lane	Duruji	Castleton	17-Castleton	7-Castleton/Fleming	10-Appleby	2-Fleming	3-Castleton/Fleming
Georgia	Appleby	Fleming	Lane	Duruji	Castleton	23-Jones	9-Castleton	3-Appleby	4-Fleming	4-Castleton
at Kentucky	Appleby	Fleming	Lane	Duruji	Castleton	18-Castleton	7-Castleton	3-Duruji	1-Three tied	1-Felder
at Texas A&M	Appleby	Jones	Fleming	Felder	Castleton	15-Castleton	15-Castleton	3-Appleby/Lane	3-Fleming	2-Castleton/Felder
Auburn	Appleby	Jones	Fleming	Duruji	Castleton	26-Appleby	8-Castleton	5-Fleming	2-Castleton/McKissic	3-Castleton
Arkansas	Appleby	Jones	Fleming	Duruji	Castleton	29-Castleton	8-Fleming	5-Jones	1-Three tied	2-Felder
at Georgia	Appleby	Jones	Fleming	Felder	Castleton	27-Fleming	12-Castleton	7-Appleby	1-Four tied	3-Castleton
at Vanderbilt	Appleby	Jones	Fleming	Felder	Castleton	19-Castleton	8-Castleton	6-Fleming	3-Fleming	2-Fleming
Kentucky										

## MISC. SCORING

UF/Opp.	Paint	Off T/O	2nd Ch.	Fastbreak	Bench	Notables
Elon	32/28	19/11	17/6	14/8	10/16	Jones shot 4/5 from 3 in the 2nd half...Castleton added 18 points & had a UF opening-night record 6 blocks.
Florida State	32/22	20/18	16/5	9/9	12/22	14 lead changes, the last on a 13-0 UF run that put the Gators up 12 with 8:00 left...UF forced 17 turnovers.
Milwaukee	40/26	18/8	10/4	17/13	22/18	UF opened the 2nd half with an extended 32-4 run...Milwaukee didn't hit 30 points until 7:04 left to play.
vs. California	28/36	19/10	7/9	8/7	26/23	Florida went on a 29-10 spurt over the final 8:10 of the 1st half to break a 17-all tie...UF forced 18 turnovers.
vs. Ohio State	28/34	22/10	16/7	8/6	31/24	Appleby hit a game-winning buzzer-beater from 3...UF rallied from 10 down with 12:58 to play.
Troy	22/32	32/16	11/10	19/5	28/16	Florida opened the game on a 13-0 run & ended the first half on a 13-0 run...6 Gators scored in double figures.
at Oklahoma	34/38	17/19	5/6	2/10	19/6	UF fell behind 14-4 early, but took the lead briefly in both halves...Florida shot 4/24 from 3-point range.
Texas Southern	26/42	15/4	7/17	11/3	9/32	McKissic shot 4/6 from 3, but the rest of UF went 1/18...TSU earned a 46-23 rebounding advantage.
North Florida	48/26	33/7	9/12	28/7	26/27	Florida forced 28 turnovers...UF's 21 steals tied for 5th-most in program history & most since 12/28/99.
vs. Maryland	18/28	20/12	8/10	8/5	30/8	The Gators shot 11/27 from 3-point range but just 11/31 from 2...Appleby hit 5 2nd-half 3-pointers.
vs. USF	26/26	15/16	14/6	8/12	23/16	UF started 0/7, then went 12/22 for the rest of the 1st half...The Gators held a 45-27 rebounding advantage.
Stony Brook	44/36	27/20	19/4	16/10	37/32	Jitoboh had a career day with 12 points & 7 boards...Fleming shot 6/8 from the field, 4/5 from 3-point range.
Alabama	26/40	10/21	21/16	5/12	19/7	Alabama used a 14-0 run in the 2nd-half to open up the game...UF committed 20 turnovers.
at Auburn	32/44	22/13	21/2	8/14	9/35	UF fell behind by 13 early, but pulled within 1 inside the 9:00 mark...Appleby drew 3 offensive fouls.
LSU	26/42	19/6	16/6	6/10	17/14	The Gators again fought back, closing a 14-point deficit to 1 with 6:00 left...Reeves made his 1st career start.
at South Carolina	34/20	10/19	16/13	10/13	27/29	UF won its 3rd straight at SC, shutting out SC's top 3 scorers the entire 1st half...UF shot .619 FG% in the 2nd.
Mississippi State	20/34	24/20	9/13	9/10	24/14	UF outscored MSU 23-8 late to rally from 7 down with 7:20 to play...Duruji scored 18 of his 22 in the 2nd half.
Vanderbilt	28/12	23/7	20/4	2/8	24/16	The Gators opened the 2nd half on a 12-0 run...UF limited Vandy to 14 points on 3 made FGs in the 2nd half.
at Ole Miss	28/32	13/23	6/7	0/8	14/16	Ole Miss opened the 2nd half on an 8-0 run...UF shot 4/29 from 3...Gators without Castleton and Felder.
at Tennessee	28/20	22/17	6/7	9/13	23/23	UF hit 5/6 from 3 to open the game...Jitoboh posted a +16 plus-minus before suffering an eye injury.
Oklahoma State	12/32	23/16	11/13	29/22	17/25	The Gators rallied from 16 down to win, playing without both post players...UF shot 33/41 from the FT line.
at Missouri	14/32	17/21	7/9	6/2	18/19	UF came back from 9 down with 8:00 left...Appleby hit 2 FTs with :07.9 left & had 17 2nd-half points.
Ole Miss	24/16	15/6	2/14	9/2	23/15	Castleton returned from injury...UF rallied from a 9-point halftime deficit & used a 9-0 run in OT to win.
Georgia	22/30	16/14	10/15	9/8	31/10	Jones shot 7/11 from 3-point range...UF led by 16 in the 1st half & UGA closed within 3 with 2:56 to play.
at Kentucky	26/32	4/17	7/20	6/8	25/15	The teams traded early 10-0 runs & UF trailed by 5 at half...Appleby was limited to 8 minutes (thigh).
at Texas A&M	20/32	9/17	22/12	5/2	11/21	UF fought back from 13 down, but A&M went up 1 on 3 FTs with :19 left & Fleming's jumper rimmed out.
Auburn	14/26	9/16	2/6	13/7	5/9	UF earned its highest-ranked home win (#2) in program history...Appleby scored 20 of his 26 in the 2nd half.
Arkansas	32/38	9/8	8/16	7/7	9/22	Castleton scored a career-high 29, 18 in the 2nd half...Game featured 8 ties and 7 lead changes.
at Georgia	26/36	19/8	9/14	10/6	13/14	Fleming scored 27 in his hometown & Appleby added 21...UF recorded a season-high 14 made 3-pointers.
at Vanderbilt	32/24	20/6	7/5	7/8	20/38	UF rallied from 9 down and finished on a 9-0 run...Fleming hit the go-ahead 3-pointer with 6.3 seconds left.
Kentucky						
<b>Per game</b>	<b>27.8/31.0</b>	<b>18.5/13.7</b>	<b>11.3/9.4</b>	<b>10.1/9.0</b>	<b>20.3/19.5</b>	

# NOTES AND CHARTS

## A MODEL OF CONSISTENCY

• The Gators are the only SEC team and one of nine power conference teams who have not posted a losing conference record over the past seven seasons, coinciding with Mike White's tenure on the bench.

Zero Seasons w/Losing Conference Record - Since '15-16	
ACC	Duke, Virginia
Big East	Creighton, Seton Hall, Villanova
Big Ten	Michigan
Big 12	Kansas
Pac-12	Oregon
<b>SEC</b>	<b>Florida</b>

• Over the course of White's tenure, the Gators' performance on any number of fronts has been among the SEC's elite.

Avg. Final KenPom Ranking	
19.5	Kentucky
<b>26.5</b>	<b>Florida</b>
45.5	Tennessee
46.0	Arkansas
56.2	Alabama

Conference Wins	
91	Kentucky
74	Tennessee
<b>72</b>	<b>Florida, Arkansas</b>
68	LSU

Road Conference Wins	
36	Kentucky
<b>31</b>	<b>Florida</b>
28	Tennessee
27	Arkansas
26	Alabama, Auburn
25	LSU
24	Texas A&M
23	South Carolina

Non-Conference Wins vs. Power Conference Opponents	
<b>23</b>	<b>Florida</b>
20	Kentucky
18	Tennessee, Texas A&M
14	Arkansas, Auburn

Top-25 Road Wins	
5	Kentucky
<b>4</b>	<b>Florida, Ark., Auburn, SC, Texas A&amp;M</b>
3	Alabama, LSU, Ole Miss, Tenn.,
1	Georgia, Missouri, Vanderbilt
0	Mississippi State

Top-25 Wins in Away/Neutral Games	
16	Kentucky (5/11)
<b>12</b>	<b>Florida (4/8)</b>
10	Auburn (4/6)
9	Tennessee (3/6)
8	South Carolina (4/4)
7	Alabama (3/4), Texas A&M (4/3)
6	Arkansas (4/2)
	<i>(Away/Neutral in parentheses)</i>

Overall Top-25 Wins	
26	Kentucky
22	Alabama
<b>20</b>	<b>Florida</b>
19	Tennessee
15	South Carolina

Top-10 Wins	
10	Kentucky
8	Tennessee
<b>6</b>	<b>Florida</b>
5	Alabama, Arkansas, South Carolina
4	Auburn, LSU, Texas A&M

## 2021-22 SEC RANKINGS

Category	Player	Stat	Rank
Scoring	Castleton	16.1	8
Rebounds	Castleton	9.0	3
Off. Rebounds	Castleton	3.1	2
Def. Rebounds	Castleton	6.0	4
FG Pct.	Castleton	.540	2
3-Pt. FG Pct.	Felder	.389	*
3-Pt. FG Made	Jones	2.0	7
	Appleby	2.0	10
FT Pct.	Appleby	.870	3
	Fleming	.781	12
Assists	Appleby	3.8	10
Steals	Fleming	1.4	^
Blocked Shots	Castleton	2.5	2
A/TO Ratio	Appleby	1.5	10
Minutes	Castleton	29.7	^

\*Does not qualify for SEC rankings; ^Not among SEC leaders

## INDIVIDUAL HONORS

**Tyree Appleby**  
Fort Myers Tip-Off All-Tournament Team

**Colin Castleton**  
SEC Player of the Week (Nov. 15)  
Fort Myers Tip-Off MVP  
Orange Bowl Classic MVP

**Anthony Duruji**  
Senior CLASS Award Candidate

**Phlandrous Fleming Jr.**  
Fort Myers Tip-Off All-Tournament Team

## CHASING UF TOP 10 RANKINGS

Player	Category	Has	Top 10
Colin Castleton	Blocked Shots (Career)	114	115

## TRACKING FLORIDA RECORDS

Blocked Shots (Career)		
1.	Dwayne Schintzius	1986-90 272
2.	Kevarrius Hayes	2015-19 214
3.	Al Horford	2004-07 189
4.	Joakim Noah	2004-07 186
5.	Andrew DeClercq	1991-95 176
6.	Patric Young	2010-14 160
	Dwayne Davis	1987-91 160
8.	Eugene McDowell	1981-85 150
9.	Udonis Haslem	1998-2002 120
10.	Alex Tyus	2007-11 115

## Assists by a Transfer (UF Career Total)

1.	<b>Tyree Appleby</b>	2020-present	Cleve. St.	196
2.	Dorian Finney-Smith	2013-16	Virginia Tech	195
3.	Jason Williams	1997-98	Marshall	134

## Steals by a Transfer (UF Career Total)

1.	Dorian Finney-Smith	2013-16	Virginia Tech	81
2.	<b>Tyree Appleby</b>	2020-present	Cleve. St.	78
3.	Jason Williams	1997-98	Marshall	53

## Points by a Transfer (UF Career Total)

1.	Dorian Finney-Smith	2013-16	Virginia Tech	1,220
2.	Jalen Hudson	2017-19	Virginia Tech	861
3.	Vernon Macklin	2009-11	Georgetown	787
4.	<b>Colin Castleton</b>	2020-present	Michigan	684
	Mike Rosario	2011-13	Rutgers	655
6.	<b>Tyree Appleby</b>	2020-present	Cleve. St.	623
7.	John Egbunu	2015-17	USF	578
8.	Egor Koulechov	2017-18	Rice	468
9.	Justin Leon	2015-17	Shawnee CC	448
10.	Canyon Barry	2016-17	Coll. of Charleston	399
11.	<b>Anthony Duruji</b>	2020-present	LA Tech	397
12.	Kerry Blackshear Jr.	2019-20	Virginia Tech	396
13.	Jason Williams	1997-98	Marshall	341

## 2021-22 SEC STANDINGS

	SEC	Overall
Auburn	14-3 .824	26-4 .867
Arkansas	13-4 .824	24-6 .800
Tennessee	13-4 .765	22-7 .759
Kentucky	13-4 .765	24-6 .800
Alabama	9-8 .529	19-11 .633
<b>FLORIDA</b>	<b>9-8 .529</b>	<b>19-11 .633</b>
South Carolina	9-8 .529	18-11 .621
LSU	8-9 .471	20-10 .667
Texas A&M	8-9 .471	19-11 .633
Mississippi State	8-9 .471	17-13 .567
Vanderbilt	6-11 .353	14-15 .483
Missouri	4-13 .235	10-20 .333
Ole Miss	4-13 .235	13-17 .433
Georgia	1-16 .059	6-24 .200

## AP TOP 25

- Gonzaga (46)
- Arizona
- Baylor (4)
- Duke (11)
- \*Auburn
- Kansas
- \*Kentucky
- Purdue
- Providence
- Wisconsin
- Villanova
- Texas Tech
- \*Tennessee
- (t14) \*Arkansas
- (t14) Houston
- USC
- UCLA
- UConn
- Saint Mary's
- Illinois
- Texas
- Murray State
- \*Ohio State
- Iowa
- \*Alabama

## COACHES TOP 25

- Gonzaga (20)
- Duke (9)
- Arizona
- Baylor
- \*Auburn
- \*Kentucky
- Kansas
- Providence
- Purdue
- Wisconsin
- Villanova
- Texas Tech
- \*Tennessee
- Houston
- \*Arkansas
- USC
- Illinois
- UCLA
- UConn
- Saint Mary's
- Texas
- Murray State
- \*Ohio State
- \*Alabama
- Iowa/Michigan State

\*2021-22 Florida Opponent

## FLORIDA IN THE POLLS & RATINGS

Date	AP	Coaches	NET	KenPom	Sagarin	BPI
Preseason	-	-	*	25	*	*
Nov. 15	24	*	*	23	34	23
Nov. 22	23	24	*	18	28	17
Nov. 29	14	12	*	10	19	13
Dec. 6	20	16	22	19	22	16
Dec. 13	-	RV	62	28	35	23
Dec. 20	-	RV	59	30	35	24
Dec. 27	-	RV	52	30	31	22
Jan. 3	-	RV	44	28	30	25
Jan. 10	-	-	51	35	35	28
Jan. 17	-	-	46	37	36	28
Jan. 24	RV	-	34	30	29	20
Jan. 31	-	-	41	41	35	28
Feb. 7	-	-	44	49	34	30
Feb. 14	-	-	49	54	39	37
Feb. 21	-	-	49	50	42	36
Feb. 28	-	-	51	55	40	39

\*No new ranking

# NOTES AND CHARTS

## UF STRONG IN NON-CONFERENCE

- The Gators posted a 10-3 record in non-conference action, matching the team's best non-conference record under White.
- Florida recorded wins vs. ACC, Big Ten, Big 12 and Pac-12 opponents in the same season for the first time in program history.

Season	Notable Wins	Non-Conf. Record
2021-22	Florida State, vs. Cal, vs. Ohio State, Oklahoma State	10-3
2020-21	vs. Boston College, at West Virginia	4-1
2019-20	vs. Miami, vs. Xavier, vs. Providence,	8-5
2018-19	vs. Stanford, vs. West Virginia, Butler	8-5
2017-18	vs. Stanford, vs. Gonzaga, vs. Cincinnati, Baylor	9-4
2016-17	vs. Seton Hall, vs. Miami, at Oklahoma	10-3
2015-16	vs. Oklahoma State, West Virginia	9-4

## GETTING DEFENSIVE

- The Gators stifled Vanderbilt for 42 points, the second-fewest by an SEC opponent under Mike White. UF held the Commodores to 14 points in the second half on 3-for-22 shooting, 0-for-9 from 3-point range.
- Florida's 45 points allowed vs. Milwaukee and Troy are both the sixth-fewest points the Gators have allowed under Mike White.
- This season is the first under White that the Gators have allowed 45 or fewer points multiple times in the same season, doing so three times to date. The Gators have allowed 47 points or fewer at least once per season under White.

### Fewest Points Allowed under Mike White

March 18, 2017	vs. Virginia (NCAA Tourn.)	39
Dec. 6, 2020	Stetson	40
Feb. 10, 2018	at South Carolina	41
Nov. 13, 2015	at Navy	41
<b>Jan. 22, 2022</b>	<b>Vanderbilt</b>	<b>42</b>
Dec. 29, 2018	Butler	43
<b>Nov. 28, 2021</b>	<b>Troy</b>	<b>45</b>
<b>Nov. 18, 2021</b>	<b>Milwaukee</b>	<b>45</b>
Nov. 9, 2018	Charleston Southern	46
Dec. 17, 2016	vs. Charlotte	46
Jan. 18, 2020	#4 Auburn	47

## COMEBACKS? THERE'S AN APP FOR THAT.

- Tyree Appleby has been the consistent spark in Florida's comeback wins, particularly helping UF rally in three consecutive games against Oklahoma State, Missouri and Ole Miss.
- Appleby capped the rally vs. Ohio State with a buzzer-beating 25-foot 3-pointer to win the Fort Myers Tip-Off Classic.
- The point guard posted 21 points against Oklahoma State, then his most as a Gator.
- Appleby added 17 points, all in the second half, against Mizzou. He shot 10-for-10 from the free throw line, including a pair with 7.9 seconds left to lift UF to a one-point victory vs. the Tigers.
- Against Ole Miss, Appleby earned his first double-double at Florida with 10 points and 10 assists, including a 7-for-8 performance from the free throw line in the overtime period.
- Appleby scored 20 of his 26 points vs. #2 Auburn in the second half, shooting 4-for-6 from beyond the arc in the final 20 minutes (5-for-10 in the game).

## GATORS PROTECTING THE RIM

- Colin Castleton isn't the only Gator swatting shots, as Tuongthach Gatkek posted his first five-block game in the win at Missouri. Gatkek and Castleton are just the third pair of Florida teammates with a 5-block game in a season since 1996. Castleton and Omar Payne did so in 2020-21, and Al Horford and Joakim Noah accomplished the feat in both 2005-06 and 2006-07.

## GATORS GAIN HISTORIC WIN

- Florida's win vs. #2 Auburn marked the highest-ranked home win in program history and matched the highest-ranked regular season victory for the Gators. The win vs. Auburn was Florida's fifth all-time against a top-two foe.
- The Gators now have a top-10 win in four consecutive seasons and in six of seven seasons under Mike White. Four straight seasons with a top-10 victory matches the second-longest such streak in program history (5, 2002-2007; 4, 1997-2001).

### Highest-Ranked Wins in Florida History

Date	Opponent	Result
April 2, 2007	vs. #1 Ohio State (NCAA Tournament, at Atlanta)	W, 84-75
March 24, 2000	vs. #1 Duke (NCAA Tournament, at Syracuse)	W, 87-78
<b>Feb. 19, 2022</b>	<b>#2 Auburn</b>	<b>W, 63-62</b>
Nov. 27, 2009	vs. #2 Michigan State (at Atlantic City)	W, 77-74
Nov. 29, 2002	vs. #2 Kansas (at New York City)	W, 83-73

## NEVER GIVE IN

- Florida posted its third-largest comeback win of Mike White's tenure rallying from 16 down to defeat Oklahoma State, doing so in its first game without both Colin Castleton and Jason Jitoboh. The Gators forced 12 second-half turnovers and was lights-out from the free throw line, connecting on 33 of 41 attempts.
- The Gators rallied from 10 points down vs. Ohio State to win on Tyree Appleby's buzzer-beating 3-pointer, the first time this season that Florida faced a deficit greater than four points. Mike White called timeout trailing 47-37 with 12:58 to play, and the Gators immediately responded with an 8-0 run to get within two. OSU pushed the margin back to seven, 63-56, with 4:55 to play and led by two within the final minute before Appleby's heroic shot.
- The Gators battled back similarly against Mississippi State, falling behind 35-25 in the first half. UF rallied to tie the game at 52 with 11:49 to play before MSU pushed its lead back to eight. The Bulldogs hit a 3-pointer at the 7:20 mark to go up by seven, but the Gators outscored them 23-8 down the stretch, including a 14-0 run that sealed the game.
- Florida has also bounced back from nine points down on four occasions, including in back-to-back games at Missouri and in overtime vs. Ole Miss.

### Comeback Wins of 9+ Points | This Season

Date	Opponent	Largest Deficit	Time	Final
Jan. 29, 2022	Oklahoma State	16, 32-16	6:28, 1st	81-72
Jan. 19, 2022	Mississippi State	10, 35-25	3:44, 1st	80-72
Nov. 24, 2021	vs. Ohio State	10, 47-37	12:58, 2nd	71-68
Feb. 2, 2022	at Missouri	9, 52-43	8:04, 2nd	66-65
Feb. 5, 2022	Ole Miss	9, 30-21	Half	62-57 (OT)
Feb. 19, 2022	Auburn	9, 35-26	15:22, 2nd	63-62
March 1, 2022	at Vanderbilt	9, 65-56	8:58, 2nd	82-78

- Florida has 13 wins under Mike White that featured a double-digit rally and have had multiple such victories in four consecutive seasons.

### Double-Digit Comeback Wins Under White (13) | Since 2015-16 Season

Date	Opponent	Largest Deficit	Time	Final
<b>Jan. 29, 2022</b>	<b>Oklahoma State</b>	<b>16, 32-16</b>	<b>6:28, 1st</b>	<b>81-72</b>
<b>Jan. 19, 2022</b>	<b>Mississippi State</b>	<b>10, 35-25</b>	<b>3:44, 1st</b>	<b>80-72</b>
<b>Nov. 24, 2021</b>	<b>vs. Ohio State</b>	<b>10, 47-37</b>	<b>12:58, 2nd</b>	<b>71-68</b>
Feb. 27, 2021	at Kentucky	10, 26-16	10:52, 1st	71-67
Dec. 2, 2020	vs. Army	12, 27-15	9:21, 1st	76-69
March 4, 2020	at Georgia	13, 19-6	15:01, 1st	68-54
Feb. 5, 2020	Georgia	22, 52-30	16:43, 2nd	81-75
Jan. 4, 2020	Alabama	21, 46-25	2:19, 1st	104-98 (2OT)
March 15, 2019	vs. LSU	13, 42-29	16:52, 2nd	76-73
Feb. 23, 2019	Missouri	12, 40-28	17:01, 2nd	64-60
Jan. 22, 2019	Texas A&M	13, 48-35	19:21, 2nd	81-72
Jan. 6, 2018	at Missouri	12, 24-12	10:58, 1st	77-75
March 24, 2017	vs. Wisconsin	11, 24-13	8:09, 1st	84-83 (OT)

## DURUJI POSTS CAREER NIGHT

- Anthony Duruji scored 18 of his 22 points vs. Mississippi State in the second half, helping the Gators rally from 10 down in the first half and seven down with 7:20 to play to secure the win. With five steals as well, he became the fifth Gator since 1996 and the first in nearly 13 years to post 22 points and five steals in a game. Of the eight such performances, Duruji's is the fourth to come vs. an SEC foe.

### Gators With 22+ Points and 5+ Steals in SEC Play | Since 1996

Player	Result	Date	Opponent	Pts	Stl
<b>Anthony Duruji</b>	<b>W, 80-72</b>	<b>Jan. 19, 2022</b>	<b>Mississippi State</b>	<b>22</b>	<b>5</b>
Nick Calathes	W, 83-74	Feb. 18, 2009	Alabama	22	5
Brett Nelson	W, 102-70	Jan. 16, 2002	LSU	26	5
Jason Williams	W, 81-64	Feb. 11, 1998	Auburn	26	5

# NOTES AND CHARTS

## PICK YOUR POISON

- The Gators saw three straight games with a different player scoring 26 or more points, beginning with Tyree Appleby's 26 in the win vs. #2 Auburn. Colin Castleton then went for 29 against Arkansas, followed by Phlandrous Fleming Jr.'s 27 in the win at Georgia. This is the only stretch since the 1996-97 season where three different Gators have reached that mark in consecutive SEC games.
- Three different Gators did so in Nov. 2017 during non-conference action and Anthony Roberson reached the mark himself in three straight games in Jan. 2005, but this year's trio stands as the only time three different players did so in conference action.

### Runs of 3 Games with a 26-Point Scorer | Since 1996

Player	Result	Date	Opponent	Pts	FG (3FG)	FT
Tyree Appleby	W, 63-62	Feb. 19, 2022	#2 Auburn	26	7/15 (5/10)	7/8
Colin Castleton	L, 74-82	Feb. 22, 2022	#18 Arkansas	29	10/16	9/10
Phlandrous Fleming Jr.	W, 84-72	Feb. 26, 2022	at Georgia	27	11/18 (4/9)	1/1
Jalen Hudson	W, 70-63	Nov. 19, 2017	New Hampshire	26	7/12 (1/4)	11/12
Egor Koulechov	W, 108-87	Nov. 23, 2017	vs. Stanford (at Portland)	26	10/14 (5/5)	1/1
Chris Chiozza	W, 111-105/2OT	Nov. 24, 2017	vs. #17 Gonzaga (at Portland)	26	8/14 (4/5)	6/8
Jalen Hudson	W, 111-105/2OT	Nov. 24, 2017	vs. #17 Gonzaga (at Portland)	35	11/20 (8/12)	5/6
Anthony Roberson	W, 84-78/OT	Jan. 12, 2005	at Auburn	34	11/19 (6/10)	6/7
Anthony Roberson	W, 82-65	Jan. 15, 2005	at Vanderbilt	30	10/17 (6/10)	4/4
Anthony Roberson	L, 76-83/OT	Jan. 19, 2005	Tennessee	26	9/26 (5/18)	3/4

## KING OF THE CASTLE

- Colin Castleton earned SEC Player of the Week honors in the opening week of the season, powered by his double-double against Florida State. It marked Florida's fifth double-double with 5+ blocked shots since 1996, the second by Castleton. He and Joakim Noah are the only Gators in that span with a 15/15/5 game.

### Double-Doubles with 5+ blocked shots by a Gator | Since 1996

Player	Result	Date	Opponent	Pts	Reb	Blk
<b>Colin Castleton</b>	<b>W, 71-55</b>	<b>Nov. 14, 2021</b>	<b>Florida State</b>	<b>15</b>	<b>16</b>	<b>6</b>
Colin Castleton	W, 72-63	Jan. 12, 2021	Ole Miss	21	10	8
Patric Young	W, 58-40	Nov. 20, 2012	Savannah State	13	11	6
Joakim Noah	W, 75-62	March 26, 2006	vs. Villanova	21	15	5
Joakim Noah	W, 57-53	March 24, 2006	vs. Georgetown	15	10	5

- Castleton also became the fourth Gator since 1996 to post multiple games with 15 points and 15 rebounds in a game. He's the third to do so in the same season (Speights, Haslem) and second to do so against power conference opponents (Haslem).

### Gators with Multiple 15-Point, 15-Rebound Games | Since 1996

Player	Result	Date	Opponent	Pts	Reb
<b>Colin Castleton</b>	<b>W, 71-55</b>	<b>Nov. 14, 2021</b>	<b>Florida State</b>	<b>15</b>	<b>16</b>
<b>Colin Castleton</b>	<b>L, 55-56</b>	<b>Feb. 15, 2022</b>	<b>at Texas A&amp;M</b>	<b>15</b>	<b>15</b>
Marreese Speights	L, 66-78	April 1, 2008	vs. UMass (NIT)	16	18
Marreese Speights	W, 88-70	Jan. 2, 2008	High Point	24	15
Al Horford	W, 112-69	March 16, 2007	vs. Jackson State	15	16
Al Horford	W, 81-58	Jan. 28, 2006	Vanderbilt	16	16
Udonis Haslem	L, 79-84	Jan. 19, 2002	Georgia	18	15
Udonis Haslem	W, 102-70	Jan. 16, 2002	LSU	20	16
Udonis Haslem	W, 81-80	Jan. 10, 2001	at Mississippi State	19	16

- Castleton blocked six shots in each of the first two games, marking the second time he has posted back-to-back games with six or more swats. He's the first Gator since Dwayne Schintzius to post back-to-back six-block games, with Schintzius blocking seven shots against Florida State and Ohio State on Dec. 12 and 16, 1987.
- Castleton blocked eight shots in the win at South Carolina, matching a career high and marking his seventh career game with at least five blocks and third of this season. Six of the seven such games have come vs. power conference opponents.

## FLEMING SAVES GATORS AT VANDY

- Phlandrous Fleming Jr. took his turn as hero at Vanderbilt with the chase-down block of a Scotty Pippen Jr. layup with 29 seconds left followed by the game-winning 3-pointer with 6.3 second left to complete the Gators' the rally at Vanderbilt.
- Fleming stuffed the stat sheet with 16 points, six assists, four rebounds, three steals and two blocked shots. He's the first Gator since 1996 to reach all those numbers in an SEC game and the third overall.

### Gators with 16 Points, 6 Assists, 4 Rebounds, 3 Steals, 2 Blocks in a Game | Since 1996

Player	Result	Date	Opponent	Pts	Ast	Reb	Stl	Blk
<b>Phlandrous Fleming Jr.</b>	<b>W, 82-78</b>	<b>March 1, 2022</b>	<b>at Vanderbilt</b>	<b>16</b>	<b>6</b>	<b>4</b>	<b>3</b>	<b>2</b>
Joakim Noah	W, 76-50	March 16, 2006	vs. South Alabama (NCAA)	16	7	8	3	5
Matt Walsh	W, 99-65	Nov. 21, 2002	Eastern Illinois	20	9	6	5	2

## STYLE POINTS

- Under Mike White, the Gators have 17 wins of 20+ points vs. power conference opponents, with 10 coming in neutral or road games.
- The Gators have multiple 20-point wins against ACC, Big 12, Big Ten and Pac-12 foes, claiming seven of those nine victories outside of Gainesville. Eight 20-point wins have been vs. SEC competition, and three of those were against AP top-10 teams.

### 20-Point Wins vs. Power Conference Non-SEC Teams (9)

January 28, 2017	at Oklahoma	+32	84-52
March 18, 2017	vs. Virginia	+26	65-39
Nov. 23, 2017	vs. Stanford	+21	108-87
Jan. 27, 2018	Baylor	+21	81-60
Nov. 22, 2018	vs. Stanford	+23	72-49
Dec. 29, 2018	Butler	+34	77-43
Dec. 17, 2019	vs. Providence	+32	83-51
Dec. 3, 2020	vs. Boston College	+20	90-70
Nov. 22, 2021	vs. California	+20	80-60

## GATORS FACED STOUT SEC START

- Florida opened its SEC schedule with three straight games vs. ranked opponents, just the fourth time the Gators have faced such a stretch in SEC play and the first to open the conference schedule.

## UNDER PRESSURE

- Florida's pressure defense has been turning opponents over at a high rate, including a 28-turnover, 21-steal performance vs. North Florida, both the high marks for a Mike White-coached Florida team.

# HEAD COACH MIKE WHITE

## YEAR-BY-YEAR COACHING RECORD

Year	School	Overall	League	Postseason
2011-12	Louisiana Tech	18-16 .529	6-8 .429	
2012-13	Louisiana Tech	27-7 .794	16-2 .889	NIT 2nd Round (1-1)
2013-14	Louisiana Tech	29-8 .784	13-3 .813	NIT Quarterfinals (2-1)
2014-15	Louisiana Tech	27-9 .750	15-3 .833	NIT Quarterfinals (2-1)
2015-16	Florida	21-15 .583	9-9 .500	NIT Quarterfinals (2-1)
2016-17	Florida	27-9 .750	14-4 .778	NCAA Elite Eight (3-1)
2017-18	Florida	21-13 .618	11-7 .611	NCAA 2nd Round (1-1)
2018-19	Florida	20-16 .556	9-9 .500	NCAA 2nd Round (1-1)
2019-20	Florida	19-12 .613	11-7 .611	No postseason tournaments held
2020-21	Florida	15-10 .600	9-7 .563	NCAA 2nd Round (1-1)
2021-22	Florida	19-11 .633	9-8 .529	
<b>Overall</b>	<b>11th Year</b>	<b>243-126 .659</b>	<b>122-67 .646</b>	<b>8 postseasons (13-8)</b>
<b>At UF</b>	<b>7th Year</b>	<b>142-86 .623</b>	<b>72-51 .581</b>	<b>5 postseasons (8-5/6-4 NCAA)</b>



## WHITE'S WIN-LOSS BREAKDOWN

	2021-22	Florida	Overall
<b>Overall</b>	<b>19-11</b>	<b>142-86</b>	<b>243-126</b>
Home	12-4	71-27	127-32
Away	4-5	37-40	71-69
Neutral	3-1	34-18	45-24
<b>vs. Conference</b>	<b>9-8</b>	<b>72-51</b>	<b>122-67</b>
vs. Conference Home	5-3	41-20	70-26
vs. Conference Away	4-5	31-31	52-43
<b>vs. Non-Conference (Reg. Season)</b>	<b>10-3</b>	<b>59-26</b>	<b>99-43</b>
vs. Non-Conference Home	7-1	30-8	55-9
vs. Non-Conference Away	0-1	4-9	14-23
vs. Non-Conference Neutral	3-1	24-9	30-11
<b>Postseason Play</b>	<b>0-0</b>	<b>12-9</b>	<b>22-16</b>
Conference Tournament	0-0	4-5	9-9
NCAA Tournament	0-0	6-4	6-4
NIT	0-0	2-1	7-4
vs. AP Top 25	2-6	20-36	20-37
vs. AP Top 15	1-4	10-20	8-21
vs. AP Top 10	1-2	6-15	6-16
vs. AP Top 5	1-1	2-7	2-7
vs. AP No. 1	0-0	0-4	0-4
<b>Overtime</b>	<b>0-0</b>	<b>7-3</b>	<b>10-6</b>
November	6-0	32-8	51-15
December	3-3	24-15	44-25
January	4-5	36-24	60-31
February	5-3	33-21	56-27
March	1-0	17-18	32-28
Sunday	2-1	8-9	14-12
Monday	1-2	4-3	11-5
Tuesday	2-2	27-17	35-19
Wednesday	6-4	28-15	37-21
Thursday	1-0	17-0	46-9
Friday	0-0	12-6	19-9
Saturday	7-2	46-36	82-51
Scoring 49 or fewer	0-0	0-1	0-2
Scoring 50-59	0-5	4-25	12-33
Scoring 60-69	5-2	22-31	40-50
Scoring 70-79	5-4	53-25	91-33
Scoring 80-89	9-0	44-2	68-6
Scoring 90-99	0-0	10-1	19-1
Scoring 100+	0-0	9-0	14-0
Allowing 49 or fewer	3-0	13-0	30-0
Allowing 50-59	4-1	32-4	57-4
Allowing 60-69	8-2	59-24	91-30
Allowing 70-79	4-5	29-36	53-57
Allowing 80-89	0-3	6-19	9-30
Allowing 90-99	0-0	2-2	4-4
Allowing 100+	0-0	1-0	1-0

## SCHEDULE STRENGTH

In four of six full seasons under White, the Gators played the toughest non-conference schedule of any SEC team. Florida's non-conference schedule strength has rated among the top six of all power conference teams every season under White, including #1 twice (2015-16, 2016-17) and #3 in 2019-20. Below is a look at Florida's average schedule strength in KenPom and NCAA RPI/NET rankings over the past six seasons (2015-21).

	KenPom Overall SOS	KenPom Non-Conf. SOS
<b>Florida</b>	<b>20.8</b>	<b>28.6</b>
Kentucky	29.2	97.8
Alabama	33.8	89.8
Tennessee	38.3	73.0
Georgia	39.8	118.2
Vanderbilt	40.0	145.0
South Carolina	44.0	159.2
LSU	44.2	153.6
Missouri	44.8	195.6
Auburn	46.2	132.8
Texas A&M	50.0	155.2
Arkansas	51.5	163.4
Ole Miss	58.8	212.4
Mississippi St.	62.7	247.6

## SEC RANKS (2015-21)

	SEC Ws	Overall Ws	NCAA Ws	KenPom Avg. Finish
Kentucky	77	149	9	19.5
<b>Florida</b>	<b>63</b>	<b>123</b>	<b>6</b>	<b>26.5</b>
Tennessee	61	123	3	45.5
LSU	60	115	3	68.3
Arkansas	46	128	4	46.0
Alabama	58	117	3	56.2
Auburn	55	123	5	66.7
South Carolina	55	108	4	74.8
Mississippi St.	51	116	0	59.8
Ole Miss	51	105	0	73.3
Texas A&M	48	104	4	79.8
Georgia	40	98	0	83.3
Missouri	35	84	0	100.3
Vanderbilt	33	79	0	85.3

## WINS VS. RANKED TEAMS (20)

Jan. 30, 2016	#9 West Virginia	W	88-71
Feb. 4, 2017	#8 Kentucky	W	88-66
March 18, 2017	vs. #24 Virginia (at Orlando, NCAA Tournament)	W	65-39
March 24, 2017	vs. #25 Wisconsin (at NYC, NCAA Tournament)	W/OT	84-83
Nov. 24, 2017	vs. #17 Gonzaga (at Portland)	W/2OT	111-105
Dec. 9, 2017	vs. #17 Cincinnati (at Newark)	W	66-60
Jan. 2, 2018	at #11 Texas A&M	W	83-66
Jan. 20, 2018	at #18 Kentucky	W	66-64
Feb. 24, 2018	#12 Auburn	W	72-66
March 3, 2018	#23 Kentucky	W	80-67
Feb. 20, 2019	at #13 LSU	W/OT	82-77
March 15, 2019	vs. #9 LSU (at Nashville, SEC Tournament)	W	76-73
March 21, 2019	vs. #20 Nevada (at Des Moines, NCAA Tournament)	W	70-61
Nov. 25, 2019	vs. #18 Xavier (at Charleston)	W	70-65
Jan. 18, 2020	#4 Auburn	W	69-47
Jan. 19, 2021	#6 Tennessee	W	75-49
Jan. 30, 2021	at #11 West Virginia	W	85-80
March 19, 2021	vs. #25 Va. Tech (at Indianapolis, NCAA Tournament)	W/OT	75-70
Nov. 14, 2021	#20 Florida State	W	71-55
Feb. 19, 2022	#2 Auburn	W	63-62



# THE LAST TIME...

## INDIVIDUAL PERFORMANCES

**20 Points:** 27, Phlandrous Fleming Jr., at Georgia, 2/26/22  
**25 Points:** 27, Phlandrous Fleming Jr., at Georgia, 2/26/22  
**30 Points:** 30, Tre Mann, vs. Tennessee (SEC Tournament), 3/12/21  
**35 Points:** 35, Jalen Hudson, vs. Gonzaga (at Portland), 11/24/17  
**40 Points:** 40, Eugene McDowell, vs. Biscayne, 12/21/82  
**50 Points:** 54, Tony Miller, vs. Chicago State, 2/29/72  
**20 Points in a Half:** 20, Tyree Appleby, 2nd half vs. Auburn, 2/19/22

**10 Rebounds:** 12, Colin Castleont, at Georgia, 2/26/22  
**12 Rebounds:** 12, Colin Castleton, at Georgia, 2/26/22  
**15 Rebounds:** 15, Colin Castleton, at Texas A&M, 2/15/22  
**20 Rebounds:** 20, Andrew DeClercq, vs. Kentucky, 1/18/94  
**25 Rebounds:** 25, Neal Walk, vs. Georgia, 3/1/69  
**30 Rebounds:** 31, Neal Walk, vs. Alabama, 1/27/68  
**5 Offensive Rebounds:** 7, Colin Castleton, at Texas A&M, 2/15/22  
**10 Rebounds in a Half:** 10, Colin Castleton, 1st half at Texas A&M, 2/15/22

**10 Assists:** 10, Tyree Appleby, vs. Ole Miss, 2/5/22  
**12 Assists:** 13, Andrew Nembhard, vs. Long Beach State, 12/28/19  
**15 Assists:** 17, Jason Williams, vs. Duquesne, 12/3/97

**Made 8 Field Goals:** 11-for-18, Phlandrous Fleming Jr., at Georgia, 2/26/22  
**Made 10 Field Goals:** 11-for-18, Phlandrous Fleming Jr., at Georgia, 2/26/22  
**Made 12 Field Goals:** 12-for-15, John Egbunu, vs. Kentucky, 3/1/16

**Attempted 15 Field Goals:** 6-for-16, Colin Castleton, at Vanderbilt, 3/1/22  
**Attempted 20 Field Goals:** 11-for-20, Jalen Hudson, vs. LSU, 3/6/19  
**Attempted 25 Field Goals:** 9-for-26, Anthony Roberson, vs. Tennessee, 1/19/05

**Made 5 3-Pointers:** 5-for-9, Tyree Appleby, at Georgia, 2/26/22  
**Made 6 3-Pointers:** 7-for-11, Myreon Jones, vs. Georgia, 2/9/22  
**Made 7 3-Pointers:** 7-for-11, Myreon Jones, vs. Georgia, 2/9/22  
**Made 8 3-Pointers:** 8-for-10, KeVaughn Allen, vs. Texas A&M, 1/22/19  
**Made 9+ 3-Pointers:** 11-for-18, Michael Frazier II, at South Carolina, 3/4/14

**Back-to-Back Games, 5+ 3FGM:** Noah Locke, 5-for-10 at Texas A&M, 2/12/20; 6-for-8 vs. Vanderbilt, 2/15/20  
**Shot 100% from 3 (min. 5 att.):** 5-for-5, Egor Koulechov, vs. Stanford (at Portland), 11/23/17

**Attempted 10 3-Pointers:** 5-for-10, Tyree Appleby, vs. Auburn, 2/19/22  
**Attempted 12 3-Pointers:** 3-for-12, Myreon Jones, vs. Alabama, 1/5/22  
**Attempted 15 3-Pointers:** 5-for-15, Noah Locke, vs. South Carolina, 1/5/19

**Made 10 Free Throws:** 10-for-10, Tyree Appleby, at Missouri, 2/2/22  
**Made 12 Free Throws:** 15-for-17, Keyontae Johnson, vs. Arkansas, 2/18/20  
**Made 15 Free Throws:** 15-for-17, Keyontae Johnson, vs. Arkansas, 2/18/20

**Attempted 10 Free Throws:** 9-for-10, Colin Castleton, vs. Arkansas, 2/22/22  
**Attempted 15 Free Throws:** 15-for-17, Keyontae Johnson, vs. Arkansas, 2/18/20  
**Attempted 20 Free Throws:** 19-for-22, Joakim Noah, vs. Georgia, 3/1/06

**4 Blocks:** 4, Colin Castleton, vs. Georgia, 2/9/22  
**5 Blocks:** 5, Tuongthach Gatke, at Missouri, 2/2/22  
**6/7/8 Blocks:** 8, Colin Castleton, at South Carolina, 1/15/22

**4 Steals:** 4, Phlandrous Fleming Jr., vs. Georgia, 2/9/22  
**5 Steals:** 5, Anthony Duruji, vs. Mississippi State, 1/19/22  
**6 Steals:** 6, Kevarrius Hayes, vs. Virginia (NCAA Tournament), 3/16/17  
**7 Steals:** 7, Dan Werner, vs. Georgia, 2/9/08

**4-Point Play:** Tyree Appleby, at Vanderbilt, 3/1/22  
**2 4-Point Plays:** Canyon Barry, vs. Georgia, 1/14/17

**Double-Double with Points/Rebounds:** Colin Castleton, at Georgia, 2/26/22, 10p/12r  
**Double-Double with Points/Assists:** Tyree Appleby, vs. Ole Miss, 2/5/22, 10p/10a  
**Triple-Double:** Chris Chiozza, vs. Missouri, 2/2/17, 12p/12r/10a  
**2 Straight Points/Rebounds Double-Doubles:** Colin Castleton, vs. Florida State, 11/14/21, 15p/16r; vs. Milwaukee, 11/18/21, 19p/10r  
**2 Straight Points/Assists Double-Doubles:** Chris Chiozza, vs. Stanford (at Portland), 11/23/17, 14p/11a; vs. Gonzaga (at Portland), 11/24/17, 26p/10a  
**3 Straight Double-Doubles:** Kerry Blackshear Jr., vs. North Florida, 11/6/19, 20p/10r; vs. Florida State, 11/10/19, 10p/13r; vs. Towson 13p/13r, 11/14/19  
**4 Straight Double-Doubles:** David Lee, vs. Vanderbilt, 2/23/05, 13p/14r; at South Carolina, 2/27/05, 13p/14r; at Georgia, 3/2/05, 17p/13r; vs. Kentucky, 3/6/05, 11p/10r  
**5+ Points, Rebounds, Assists, Steals:** Kasey Hill, vs. Ole Miss, 1/3/17, 8p/5r/5a/6s

**20 Points & 10 Assists:** Chris Chiozza, vs. Gonzaga (at Portland), 11/24/17, 26 points/10 assists  
**20 Points & 10 Rebounds:** Colin Castleton, at Auburn, 1/8/22, 22 points/10 rebounds  
**15 Points & 15 Rebounds:** Colin Castleton, at Texas A&M, 2/15/22, 15 points/15 rebounds  
**20 Points & 15 Rebounds:** Kerry Blackshear Jr. vs. Alabama, 1/4/20, 24 points/16 rebounds  
**25 Points & 10 Rebounds:** Keyontae Johnson, vs. LSU, 2/26/20, 25 points/11 rebounds  
**25 Points & 15 Rebounds:** Greg Stolt, vs. USF, 12/10/96, 33 points/15 rebounds  
**30 Points & 10 Rebounds:** Joakim Noah, vs. Georgia, 3/1/06, 37 points/11 rebounds  
**30 Points & 15 Rebounds:** Greg Stolt, vs. USF, 12/10/96, 33 points/15 rebounds

## TEAM PERFORMANCES

**85 points:** 87, vs. Stony Brook, 12/22/21  
**90 points:** 91, at Vanderbilt, 12/29/20  
**95/100 Points:** 104, vs. Alabama, 1/4/20  
**105/110 Points:** 111, vs. Gonzaga (at Portland), 11/24/17  
**115 Points:** 116, vs. Gardner-Webb, 11/13/17

**120 Points:** 125, vs. FAMU, 12/10/00  
**130 Points:** 131, vs. New Hampshire, 11/29/99

**50 Rebounds:** 52, vs. Alabama, 1/4/20  
**55 Rebounds:** 56, vs. Missouri, 2/2/17  
**60 Rebounds:** 62, vs. Jackson State (NCAA Tournament), 3/16/07  
**20 Offensive Rebounds:** 20, at Texas A&M, 2/15/22  
**25 Offensive Rebounds:** 27, vs. Bethune-Cookman, 12/11/99

**Made 35 Field Goals:** 37-for-65, at Georgia, 1/23/21  
**Made 40 Field Goals:** 42-for-79, vs. North Florida, 11/16/17  
**Made 45 Field Goals:** 46-for-81, vs. New Hampshire, 11/29/99

**Attempted 65 Field Goals:** 29-for-65, vs. North Florida, 12/8/21  
**Attempted 70 Field Goals:** 33-for-76, vs. Alabama, 1/4/20  
**Attempted 75 Field Goals:** 33-for-76, vs. Alabama, 1/4/20  
**Attempted 80 Field Goals:** 39-for-83, vs. FAU, 11/27/00

**Made 10 3-Pointers:** 10-for-21, at Vanderbilt, 3/1/22  
**Made 12 3-Pointers:** 14-for-31, at Georgia, 2/26/22  
**Made 15 3-Pointers:** 18-for-37, vs. Texas A&M, 1/22/19  
**Made 18 3-Pointers:** 18-for-37, vs. Texas A&M, 1/22/19

**Attempted 30 3-Pointers:** 14-for-31, at Georgia, 2/26/22  
**Attempted 35 3-Pointers:** 12-for-35, vs. Georgia, 2/9/22

**Made 25 Free Throws:** 33-for-41, vs. Oklahoma State, 1/29/22  
**Made 30 Free Throws:** 33-for-41, vs. Oklahoma State, 1/29/22  
**Made 35 Free Throws:** 37-for-42, at Auburn, 2/14/17  
**Made 40 Free Throws:** 40-for-50, vs. Morehead State, 12/22/98

**Attempted 35 Free Throws:** 33-for-41, vs. Oklahoma State, 1/29/22  
**Attempted 40 Free Throws:** 33-for-41, vs. Oklahoma State, 1/29/22  
**Attempted 45 Free Throws:** 28-for-46, vs. West Virginia (at New York City), 12/4/18  
**Attempted 50 Free Throws:** 40-for-50, vs. Morehead State, 12/22/98

**20 Assists:** 20, at Georgia, 2/26/22  
**25 Assists:** 26, vs. North Florida, 11/27/18  
**30 Assists:** 32, vs. Northeastern, 12/22/03

**10 Steals:** 11, vs. Oklahoma State, 1/29/22  
**15 Steals:** 21, vs. North Florida, 12/8/21  
**20 Steals:** 21, vs. North Florida, 12/8/21  
**25 Steals:** 25, vs. Morehead State, 12/22/98

**Forced 20 Turnovers:** 28, vs. North Florida, 12/8/21  
**Forced 25 Turnovers:** 28, vs. North Florida, 12/8/21  
**Forced 30 Turnovers:** 30, vs. Georgia, 2/5/00  
**Forced 35 Turnovers:** 35, vs. Florida A&M, 12/4/99

**8/9/10/11 Blocked Shots:** 11, at South Carolina, 1/15/22  
**12 Blocked Shots:** 12, vs. South Carolina, 2/3/21

**Had 5/6 Players with 10 Points:** vs. Troy, 11/28/21; Tyree Appleby (12), Myreon Jones (12), Anthony Duruji (11), Phlandrous Fleming Jr. (11), Colin Castleton (10), Brandon McKissic (10)  
**Had 7 Players with 10 Points:** at Auburn, 2/14/17; Canyon Barry (30), KeVaughn Allen (17), Devin Robinson (14), Chris Chiozza (11), Kasey Hill (11), John Egbunu (10), Justin Leon (10)  
**Had 8 Players with 10 Points:** vs. North Carolina A&T, 11/18/10; Kenny Boynton (16), Chandler Parsons (16), Casey Prather (12), Erik Murphy (11), Erving Walker (11), Scottie Wilbekin (11), Patric Young (11), Vernon Macklin (10)

**Had 2 Players with 20 Points:** at Georgia, 2/26/22; Phlandrous Fleming Jr. (27), Tyree Appleby (21)  
**Had 3 Players with 20 Points:** vs. Gonzaga (at Portland), 11/24/17; Jalen Hudson (35), Chris Chiozza (26), KeVaughn Allen (23)  
**Had 2 Players with 25 Points:** vs. Texas A&M, 1/22/19; KeVaughn Allen (31), Noah Locke (27)  
**Had 2 Players with 30 Points:** vs. Georgia, 3/3/62; Cliff Luyk (36), Tom Barbee (32)

**Had 7 Players Make a 3-Pointer:** 7, vs. Milwaukee, 11/18/21  
**Had 8/9 Players Make a 3-Pointer:** 9, vs. North Florida, 11/27/18  
**Had 2 Players Make 5+ 3-Pointers:** vs. Texas A&M, 1/22/19; KeVaughn Allen (8), Noah Locke (7)

**Had 2 Players with 10 Rebounds:** vs. Maryland (at Brooklyn), 12/12/21; Phlandrous Fleming Jr. (11), Colin Castleton (10)  
**Had 3 Players with 10 Rebounds:** vs. vs. Alabama, 1/4/20; Kerry Blackshear Jr. (16), Keyontae Johnson (12), Scottie Lewis (10)

**Had 2 Players with a Double-Double:** vs. Auburn 1/18/20; Kerry Blackshear Jr. (11 points, 16 rebounds), Omar Payne (19 points, 11 rebounds)  
**Had 3 Players with a Double-Double:** vs. Alabama, 1/4/20; Kerry Blackshear Jr. (24 points, 16 rebounds), Scottie Lewis (15 points, 10 rebounds), Keyontae Johnson (10 points, 12 rebounds)

**Had 2 Players Foul Out:** 2, vs. Virginia Tech, 3/19/21 (NCAA Tournament); Anthony Duruji, Osayi Osifo  
**Had 3 Players Foul Out:** 3, vs. Seton Hall (at Orlando), 11/24/16; Chris Chiozza, Kasey Hill, Devin Robinson

**Overcame a 10-Point Deficit:** vs. Oklahoma State, 1/29/22; Trailed 32-16 at 6:28 in the 1st half & won, 81-72  
**Overcame a 20-Point Deficit:** vs. Georgia, 2/5/20; Trailed 52-30 at 16:43 in 2nd half & won, 81-75

**Made a Buzzer-Beater:** vs. Ohio State (at Fort Myers), 11/24/21, Tyree Appleby 3-pointer at the buzzer to win, 71-68


**Made a Game-Winner:** at Vanderbilt, 3/1/22, Phlandrous Fleming Jr. 3-pointer with :06.3 left put UF ahead, 80-78; FTs made the final 82-78.

**Lost on a Game-Winner:** 3/3/21, vs. Missouri, Dru Smith layup with :00.7 left to defeat UF, 72-70

# 2021-22 FLORIDA GATORS



**#0 MYREON JONES**  
G | Sr.\* | 6-3 | 175 | Birmingham, Ala.



**#1 CJ FELDER**  
F | Jr.\* | 6-7 | 231 | Sumter, S.C.




**#3 ALEX KLATSKY**  
G | So.\* | 6-4 | 185 | Colts Neck, N.J.




**#4 ANTHONY DURUJI**  
F | Sr.\* | 6-7 | 209 | Germantown, Md.



**#10 ELIJAH KENNEDY**  
G | Fr. | 6-3 | 185 | Virginia Beach, Va.



**#11 KEYONTAE JOHNSON**  
F | Sr.\* | 6-5 | 229 | Norfolk, Va.




**#12 COLIN CASTLETON**  
F | Sr.\* | 6-11 | 240 | Deland, Fla.



**#14 KOWACIE REEVES**  
G | Fr. | 6-6 | 182 | Macon, Ga.



**#20 JACK MAY**  
G | So.\* | 6-4 | 175 | Boca Raton, Fla.



**#22 TYREE APPLEBY**  
G | Sr.\* | 6-1 | 163 | Jacksonville, Ark.



**#23 BRANDON MCKISSIC**  
G | Gr. | 6-3 | 185 | Ferguson, Mo.



**#24 PHLANDROUS FLEMING JR.**  
G | Gr. | 6-5 | 205 | Athens, Ga.



**#32 TOUNGTHACH GATKE**  
F | So. | 6-9 | 172 | Portland, Maine



**#33 JASON JITOBOH**  
C | Jr.\* | 6-11 | 305 | Abuja, Nigeria



**#44 NIELS LANE**  
G | So.\* | 6-5 | 206 | Freehold, N.J.



**MIKE WHITE**  
Head Coach



**AL PINKINS**  
Associate Head Coach



**ERIK PASTRANA**  
Assistant Coach



**AKEEM MISKDEEN**  
Assistant Coach

# ROSTER

## NUMERICAL ROSTER

0	Myreon Jones	G	6-3	175	Sr.*	TR	Birmingham, Ala./Penn State
1	CJ Felder	F	6-7	231	Jr.*	TR	Sumter, S.C./Boston College
3	Alex Klatsky	G	6-4	185	So.*	1L	Colts Neck, N.J./Ranney School
4	Anthony Duruji	F	6-7	209	Sr.*	1L	Germantown, Md./Louisiana Tech
10	Elijah Kennedy	G	6-3	185	Fr.	HS	Virginia Beach, Va./Green Run HS
11	Keyontae Johnson	F	6-5	229	Sr.*	3L	Norfolk, Va./Oak Hill Academy
12	Colin Castleton	F	6-11	240	Sr.*	1L	Deland, Fla./Michigan
14	Kowacie Reeves	G	6-6	182	Fr.	HS	Macon, Ga./Westside
20	Jack May	G	6-4	175	So.*	1L	Boca Raton, Fla./Saint Andrew's School
22	Tyree Appleby	G	6-1	163	Sr.*	1L	Jacksonville, Ark./Cleveland State
23	Brandon McKissic	G	6-3	185	Gr.	TR	Ferguson, Mo./UMKC
24	Phlandrous Fleming Jr.	G	6-5	205	Gr.	TR	Athens, Ga./Charleston Southern
32	Tuongthach Gatkek	F	6-9	172	So.*	TR	Portland, Maine/Trinity Valley CC (Texas)
33	Jason Jitoboh	C	6-11	285	Jr.*	2L	Abuja, Nigeria/Hamilton Heights (Tenn.)
44	Niels Lane	G	6-5	206	So.*	1L	Freehold, N.J./Roselle Catholic

\*Qualifies to apply for additional season of eligibility due to COVID-19.

## ALPHABETICAL ROSTER

22	Tyree Appleby	G	6-1	163	Sr.*	1L	Jacksonville, Ark./Cleveland State
12	Colin Castleton	F	6-11	240	Sr.*	1L	Deland, Fla./Michigan
4	Anthony Duruji	F	6-7	209	Sr.*	1L	Germantown, Md./Louisiana Tech
1	CJ Felder	F	6-7	231	Jr.*	TR	Sumter, S.C./Boston College
24	Phlandrous Fleming Jr.	G	6-5	205	Gr.	TR	Athens, Ga./Charleston Southern
32	Tuongthach Gatkek	F	6-9	172	So.*	TR	Portland, Maine/Trinity Valley CC (Texas)
10	Elijah Kennedy	G	6-3	185	Fr.	HS	Virginia Beach, Va./Green Run HS
33	Jason Jitoboh	C	6-11	285	Jr.*	2L	Abuja, Nigeria/Hamilton Heights (Tenn.)
11	Keyontae Johnson	F	6-5	229	Sr.*	3L	Norfolk, Va./Oak Hill Academy
0	Myreon Jones	G	6-3	175	Sr.*	TR	Birmingham, Ala./Penn State
3	Alex Klatsky	G	6-4	185	So.*	1L	Colts Neck, N.J./Ranney School
44	Niels Lane	G	6-5	206	So.*	1L	Freehold, N.J./Roselle Catholic
20	Jack May	G	6-4	175	So.*	1L	Boca Raton, Fla./Saint Andrew's School
23	Brandon McKissic	G	6-3	185	Gr.	TR	Ferguson, Mo./UMKC
14	Kowacie Reeves	G	6-6	182	Fr.	HS	Macon, Ga./Westside

\*Qualifies to apply for additional season of eligibility due to COVID-19.

**Head Coach:** Mike White (Ole Miss '00)

**Associate Head Coach:** Al Pinkins (N.C. State '98)

**Assistant Coaches:** Erik Pastrana (Florida State, '07), Akeem Miskdeen (Queens University, '08)

**Director of Basketball Operations:** Jonathan Blake (North Carolina '11)

**Special Assistant to the Head Coach:** Bryce Douglas (Puget Sound '09)

**Associate AD, Sports Health:** Dave Werner (Eastern Kentucky '91)

**Director of Strength & Conditioning:** Preston Greene (Clemson '99)

**Assistant AD, Hawkins Center:** Tom Williams (Florida '78)

## PRONUNCIATION GUIDE

Anthony Duruji	duh-ROO-jee
Phlandrous Fleming Jr.	FLAN-druss (like "fan" but add an L)
Tuongthach Gatkek	TOON-sike GAT-kek
Jason Jitoboh	jih-TOE-bo
Myreon Jones	Myron
Niels Lane	Niles
Kowacie Reeves	ko-WAY-see

## COMMONLY-USED NICKNAMES/SHORTHAND

Tyree Appleby	"App"
Anthony Duruji	"Ant" / "Rooj"
Phlandrous Fleming Jr.	"Phlan"
Tuongthach Gatkek	"Tuon" (Pronounced "toon")
Elijah Kennedy	"Eli"
Keyontae Johnson	"Key"
Myreon Jones	"MJ"
Brandon McKissic	"B-Mac"
Kowacie Reeves	"Wacie"

## 2022 SIGNING CLASS

- Denzel Aberdeen:** 6-4 | 175 | Orlando, Fla. | Dr. Phillips...Named 7A All-State and led Dr. Phillips to its first state championship, scoring 27 points in the final... "I chose Florida because I love what Coach White brings to the game...Florida also has a great basketball tradition where I know I can show my talents and contribute greatly and lead the team." (via Rivals)
- Jalen Reed:** 6-10 | 220 | Jackson, Miss. | Southern California Academy...ESPN100 member and consensus four-star prospect... "I really feel like I get along with the coaching staff well. I feel like we will build a lifelong relationship, and I trust them to help me develop and keep getting better. ... I feel like the play style fits me and with the development, I feel like it was the perfect situation for me." (via 247 Sports)
- Malik Reneau:** 6-9 | 220 | Miami, Fla. | Montverde Academy...Top-25 in the ESPN100 member and a 247 Sports five-star prospect... "I picked Florida because it was a family. ...They are going to use me in many ways to help the team, like pick and roll, pick and popping, using ball screens, isolation, post-up, etc. Defensively, I'll be able to guard everyone on the court." (via on3.com)

# MEDIA INFORMATION

**CREDENTIALS:** Requests for credentials will be taken online and reviewed by Florida communications.

To access the credential request form, please visit [www.sportssystem.com/floridahoops](http://www.sportssystem.com/floridahoops). Once you have submitted your credential request, you will receive an automated email from the Communications Department acknowledging your request was received and is being reviewed. Once a decision is made on your request, you will receive an email with further information.

**CREDENTIAL PICK-UP:** All media admittance will be via a will-call list at Gate 4 for the 2020-21 season.

**INTERNET CREDENTIALS:** Only official websites of each participating institution, along with networks holding contractual broadcast rights to a game and websites affiliated with a national publication or news outlet, will be issued credentials.

**PLAYER/STAFF INTERVIEWS:** All interview requests for players or coaching staff should be coordinated through Denver Parler at least 24 hours in advance. Interviews will be arranged before or after practice according to class and meeting schedules during the preseason and once the season begins, players will typically be available at least once a week plus game days. Please contact Parler for player availability during the season. The Communications Office will not give out home or cell phone numbers for any players, and players may not be contacted directly by phone, text, email or social media. Members of the media are not permitted in team areas. Team locker room, training room and strength complex are considered private work areas. These areas, as well as players' housing (on-campus and off-campus), are off-limits to media representatives.

**PRESS CONFERENCES:** All media opportunities and press conferences will take place via Zoom until further notice.

**VIDEO:** Media outlets are limited to a total of three minutes of video per day to be posted on their websites or shown on a news broadcast. This applies to outlets that are primarily websites, as well as to TV station, newspaper or magazine websites.

**MEDIA ROOM:** The media work room and press conference room will be closed for the 2020-21 season. Media should work from their assigned seats in the press seating area at all times.

**FLORIDA LOCKER ROOM:** The Gators locker room is closed to the media with the exception of the SEC and NCAA Tournaments (pending health and safety decisions). Coach White and up to two Florida players will be available to the media following games via Zoom. Florida will coordinate with visiting SIDs to make their Zoom link available to media members, as well.

**VISITOR LOCKER ROOM:** Interview policies and procedures will be determined by visiting Sports Information Directors and coaches.

**RADIO:** ISDN lines are provided for visiting broadcasts. Broadcast coordinators/producers are encouraged to contact Denver Parler prior to arrival in Gainesville to make sure all broadcast needs are met.

**PHOTOGRAPHERS:** Photo shooting locations to be assigned by the Communications Office. Arrangements for pool photo and video will be made in light of any potential limitations.

**GENERAL GAME DAY MEDIA SERVICES:** Florida will make live stats available to media members via StatBroadcast.

**SEATING:** Press seating is assigned, and all media members are asked to utilize their assigned seat. Press seating is located approximately 10 rows off the floor in the Gate 4 corner of the arena and west baseline.

**PARKING:** Parking may be requested when applying for credentials and will be granted if available. Media may also park in the O'Connell Center garage, which is open to the public for free on a first-come, first-served basis.

## COMMUNICATIONS SHIPPING ADDRESS

Ben Hill Griffin Stadium  
Central Receiving  
121 Gale Lemerand Dr.  
Gainesville, FL 32611

## ELITE 8 TRIPS

Since 2000	
Kansas	10
Kentucky	9
Michigan State	9
North Carolina	9
<b>FLORIDA</b>	<b>8</b>
Duke	7
Arizona	6
Louisville	6
UConn	6
Gonzaga	4
Michigan	4
Oklahoma	4
Oregon	4
Syracuse	4
UCLA	4
Villanova	4
Wisconsin	4
Baylor	3
Memphis	3
Ohio State	3
Texas	3
Xavier	3
Butler	2
Illinois	2
Kansas State	2
Marquette	2
Maryland	2
Missouri	2
Notre Dame	2
Oklahoma State	2
Purdue	2
Texas Tech	2
USC	2
Virginia	2
West Virginia	2
Alabama	1
Arkansas	1
Auburn	1
Davidson	1
Dayton	1
Florida State	1
George Mason	1
Georgetown	1
Georgia Tech	1
Houston	1
Indiana	1
Iowa State	1
Kent State	1
Loyola Chicago	1
LSU	1
Oregon State	1
Pittsburgh	1
Saint Joseph's	1
South Carolina	1
Stanford	1
Temple	1
Tennessee	1
Tulsa	1
VCU	1
Wichita State	1

## UNIVERSITY FACTS

Location: Gainesville, Fla.  
Founded: 1853  
Enrollment: 57,841  
Conference: Southeastern (SEC)  
Nickname: Gators  
UF President: Dr. W. Kent Fuchs  
Athletic Director: Scott Stricklin  
Mascots: Albert and Alberta  
Colors: Orange (PMS 172) and Blue (PMS 287)  
Website: [FloridaGators.com](http://FloridaGators.com)  
Facebook: [facebook.com/GatorsMBK](https://facebook.com/GatorsMBK)  
Twitter: @GatorsMBK  
Instagram: @gatorsmbk

## COACHING STAFF FACTS

Head Coach: Mike White (Ol' Miss '00)  
UF Record: 142-86/7th season  
Overall Record: 243-126/11th season  
Associate Head Coach: Al Pinkins (N.C. State '98)  
Assistant Coaches: Erik Pastrana (Florida State '07),  
Akeem Miskdeen (Queens University '08)  
Athletic Trainer: Dave "Duke" Werner  
Director, Strength & Conditioning: Preston Greene  
Director of Basketball Operations: Jonathan Blake  
Special Assistant to the Head Coach: Bryce Douglas  
Executive Assistant: Tracy Pfaff  
Program Coordinator: Mike Robuck  
Academic Advisor: Tom Williams

## PROGRAM FACTS

Arena: Exactech Arena at the Stephen C. O'Connell Center (10,151)  
Season: 103rd  
Overall Record: 1,488-1,146  
SEC Record: 670-674  
NCAA Tournaments: 21 (1989, '94, '95, '99, 2000, '01, '02, '03, '04, '05, '06, '07, '10, '11, '12, '13, '14, '17, '18, '19, '21)  
Final Fours: 5 (1994, 2000, '06, '07, '14)  
National Championships: 2 (2006, '07)  
NIT Appearances: 10 (1969, '84, '85, '86, '92, '93, '98, 2008, '09, '16)  
SEC Tournament Championships: 4 (2005, '06, '07, '14)  
SEC Championships: 7 (1989, 2000, '01, '07, '11, '13, '14)  
All-Americans: 25  
All-SEC: 113  
SEC Academic Honor Roll: 134  
NBA Draftees: 37  
2020-21 Record: 15-10  
2020-21 Conference Record: 9-7 (5th)  
Lettermen Returning/Lost: 8/7  
Starters Returning/Lost: 3/2

## COMMUNICATIONS CONTACT

Denver Parler | [denverp@gators.ufl.edu](mailto:denverp@gators.ufl.edu)  
352-692-6195 (o) | 352-318-3493 (c)  
Fax: 352-375-4809

# #0 MYREON JONES

SENIOR\* | G | 6-3 | 175 | BIRMINGHAM, ALA. | PENN STATE



## OVERVIEW

- High-scoring guard who has upped his production each collegiate season, averaging 10.4 points per game with 12 20-point performances over 80 career appearances at Penn State, including a team-leading 15.3 points per game in 2020-21.
- Three of his 11 20-point games have come vs. top-25 opponents, and he went for a career-best 29 at Nebraska on Feb. 23, 2021.
- Increased his scoring by 9.3 points per game from 4.0 points as a freshman to 13.3 as a sophomore, coinciding with his move into PSU's starting lineup.
- Two-time All-Big Ten honorable mention honoree with 11 games making four or more 3-pointers.

## 2021-22 HIGHLIGHTS

- Drained a career-high seven 3-pointers and scored a team-leading 23 points in the win vs. Georgia. He became the first Gator in three years to hit seven 3-pointers in a game. He added a 3-for-8 day in Athens, giving him a 10-for-19 showings from 3 against Georgia.
- Led Florida with 18 points, including five first-half 3-pointers in the win at Missouri.
- Went for 20 in his Florida debut, leading the Gators in scoring vs. Elon. Jones shot 4-for-5 from 3-point range in the second half, including a 4-point play.
- Surpassed the 1,000-point career scoring mark in the win vs. Oklahoma State, hitting the milestone with his go-ahead 3-pointer that put UF in front after being down by 16.

## CAREER STATS

Season	gp-gs	min/avg	Total		3-Point		F-Throws		Rebounds				Scoring							
			fg-fga	pct	fg-fga	pct	ft-fa	pct	off	def	tot	avg	pf	fo	ast	to	blk	stl	pts	avg
2018-19*	30-0	323/10.8	39-131	.298	18-65	.277	24-31	.774	4	26	30	1.0	16	0	15	14	0	15	120	4.0
2019-20*	25-24	715/28.6	119-268	.444	56-139	.403	38-49	.776	12	56	68	2.7	36	0	74	37	4	32	332	13.3
2020-21*	25-24	756/30.2	127-322	.394	60-152	.395	68-88	.773	19	48	67	2.7	34	0	51	29	3	32	382	15.3
2021-22	29-19	816/28.1	88-235	.374	59-170	.347	29-40	.725	12	66	78	2.7	32	0	47	35	5	35	264	9.1
TOTAL	29-19	816/28.1	88-235	.374	59-170	.347	29-40	.725	12	66	78	2.7	32	0	47	35	5	35	264	9.1
All*	109-67	2610/23.9	373-956	.390	193-526	.367	159-208	.764	47	196	243	2.2	118	0	187	115	12	114	1098	10.1

## GAME-BY-GAME STATS

Opponent	Date	gs	min	Total		3-Pointers		Free throws		Rebounds				Field Goals			pts	avg			
				fg-fga	pct	3fg-fga	pct	ft-fa	pct	off	def	tot	avg	pf	a	t/o			blk	stl	
ELON	11/09/21	*	27	7-14	.500	4-8	.500	2-3	.667	3	3	6	6.0	1	3	1	0	1	20	20.0	
FLORIDA ST.	11/14/21	*	37	4-13	.308	2-7	.286	2-2	1.000	1	5	6	6.0	1	1	4	0	3	12	16.0	
MILWAUKEE	11/18/21	*	26	3-6	.500	1-3	.333	0-0	.000	1	3	4	5.3	1	5	0	0	1	7	13.0	
vs California	11/22/21	*	26	5-8	.625	3-6	.500	0-0	.000	0	1	1	4.3	0	1	0	0	1	13	13.0	
vs Ohio St.	11/24/21	*	37	2-7	.286	1-3	.333	2-2	1.000	0	3	3	4.0	1	0	4	0	2	7	11.8	
TROY	11/28/21	*	27	4-10	.400	4-9	.444	0-0	.000	1	2	3	3.8	0	4	0	0	1	12	11.8	
at Oklahoma	12/01/21	*	40	2-7	.286	1-6	.167	0-0	.000	0	1	1	3.4	4	0	1	0	1	5	10.9	
TEXAS SOUTHERN	12/06/21	*	35	2-8	.250	0-4	.000	0-0	.000	1	2	3	3.4	1	3	0	0	4	4	10.0	
NORTH FLORIDA	12/08/21	*	29	5-9	.556	1-5	.200	3-4	.750	0	4	4	3.4	0	1	1	0	2	14	10.4	
vs Maryland	12/12/21	*	34	1-8	.125	1-5	.200	0-0	.000	1	3	4	3.5	2	4	2	0	2	3	9.7	
vs South Fla.	12/18/21	*	33	3-13	.231	1-7	.143	1-1	1.000	0	4	4	3.5	1	1	3	1	0	8	9.5	
ALABAMA	01/05/22	*	34	4-14	.286	3-12	.250	0-0	.000	0	7	7	3.8	2	1	4	0	0	11	9.7	
at Auburn	01/08/22	*	30	5-10	.500	3-7	.429	0-2	.000	1	0	1	3.6	3	1	2	0	3	13	9.9	
LSU	01/12/22	*	34	2-12	.167	2-9	.222	3-6	.500	1	4	5	3.7	1	3	3	1	2	9	9.9	
at South Carolina	01/15/22		14	2-6	.333	2-5	.400	2-4	.500	0	1	1	3.5	0	1	3	0	1	8	9.7	
MISSISSIPPI ST.	01/19/22		17	0-0	.000	0-0	.000	0-0	.000	0	0	0	3.3	0	1	2	0	0	0	9.1	
VANDERBILT	01/22/22		20	2-7	.286	2-5	.400	0-0	.000	0	2	2	3.2	0	1	1	0	0	6	8.9	
at Ole Miss	01/24/22		21	0-2	.000	0-2	.000	0-0	.000	0	2	2	3.2	0	3	0	0	1	0	8.4	
at Tennessee	01/26/22		28	4-9	.444	1-6	.167	1-1	1.000	0	3	3	3.2	3	2	0	0	3	10	8.5	
OKLAHOMA ST.	01/29/22		18	1-4	.250	1-4	.250	5-6	.833	0	1	1	3.1	0	0	0	0	2	8	8.5	
at Missouri	02/02/22		31	5-10	.500	5-8	.625	3-3	1.000	0	5	5	3.1	2	1	1	0	1	18	9.0	
OLE MISS	02/05/22		30	3-5	.600	2-4	.500	0-0	.000	0	1	1	3.0	0	0	0	0	0	8	8.9	
GEORGIA	02/09/22		29	7-11	.636	7-11	.636	2-2	1.000	0	1	1	3.0	0	2	1	2	1	23	9.5	
at Kentucky	02/12/22		25	2-4	.500	2-3	.667	0-0	.000	0	0	0	2.8	3	1	0	0	1	6	9.4	
at Texas A&M	02/15/22	*	25	3-11	.273	3-9	.333	1-2	.500	0	2	2	2.8	2	1	0	0	0	10	9.4	
AUBURN	02/19/22	*	19	1-5	.200	1-4	.250	0-0	.000	2	1	3	2.8	1	0	0	0	0	3	9.2	
ARKANSAS	02/22/22	*	30	0-4	.000	0-3	.000	0-0	.000	0	2	2	2.8	2	5	1	0	1	0	8.8	
at Georgia	02/26/22	*	31	4-9	.444	3-8	.375	2-2	1.000	0	2	2	2.8	1	0	0	1	1	13	9.0	
at Vanderbilt	03/01/22	*	29	5-9	.556	3-7	.429	0-0	.000	0	1	1	2.7	0	1	1	0	0	13	9.1	
Totals			19	816	88-235	.374	59-170	.347	29-40	.725	12	66	78	2.7	32	47	35	5	35	264	9.1

Games played: 29  
 Minutes/game: 28.1  
 Points/game: 9.1  
 FG Pct: 37.4  
 3FG Pct: 34.7  
 FT Pct: 72.5

Rebounds/game: 2.7  
 Assists/game: 1.6  
 Turnovers/game: 1.2  
 Assist/turnover ratio: 1.3  
 Steals/game: 1.2  
 Blocks/game: 0.2

## JONES VS. KENTUCKY

Opponent	Date	GS	Min	FG	FGA	Pct	3FG	FGA	Pct	FT	FTA	Pct	Off	Def	Tot	PF	FO	A	TO	Blk	Stl	Pts
at Kentucky	02/12/22		25	2	4	.500	2	3	.667	0	0	.000	0	0	0	3	0	1	0	0	1	6

## GAME HIGHS

Points	
2021-22/UF	23, vs. Georgia (2/9/22)
Career	29, at Nebraska (2/23/21)

Rebounds	
2021-22/UF	7, vs. Alabama (1/5/22)
Career	10, vs. Syracuse (11/29/19)

Field Goals	
2021-22/UF	7, 2x, last vs. Georgia (2/9/22)
Career	9, 2x, last at Purdue (1/17/21)

Field Goal Attempts	
2021-22/UF	14, 2x, last vs. Alabama (1/5/22)
Career	22, at Purdue (1/17/21)

3-Point Field Goals	
2021-22/UF/Career	7, vs. Georgia (2/9/22)

3-Point FG Attempts	
2021-22/UF	12, vs. Alabama (1/5/22)
Career	13, at Purdue (1/17/21)

Free Throws	
2021-22/UF	5, vs. Oklahoma State (1/29/22)
Career	7, 4x, last at Maryland (3/7/21)

Free Throw Attempts	
2021-22/UF	6, 2x, last vs. Okla. State (1/29/22)
Career	9, at Rutgers (1/21/21)

Assists	
2021-22/UF	5, 2x, last vs. Arkansas (2/22/22)
Career	6, 4x, last vs. VCU (12/2/20)

Steals	
2021-22/UF	4, vs. Texas Southern (12/6/21)
Career	4, 4x, last vs. Texas So. (12/6/21)

Blocked Shots	
2021-22/UF/Career	2, vs. Georgia (2/9/22)

Minutes Played	
2021-22/UF	40-, at Oklahoma (12/1/21)
Career	40-, at Oklahoma (12/1/21)

# #1 CJ FELDER


JUNIOR\* | F | 6-7 | 231 | SUMTER, S.C. | BOSTON COLLEGE

## OVERVIEW

- Averaged 7.2 points, 4.7 rebounds and 1.1 blocked shots in 50 appearances with 35 starts over two seasons at Boston College.
- Has 13 double-figure scoring games and three double-figure rebounding performances, including a career-high 24 points at #21 Duke and a 17-point, 14-rebound day vs. Wake Forest.
- Brings energy and strength to the Florida lineup.

## 2021-22 HIGHLIGHTS

- Had his first double-figure scoring game for the Gators, going for 10 off the bench in the win vs. Ohio State.
- A member of the Gators' talented 2021 transfer class, Felder is willing to mix it up in the post and uses his 7-foot-1 wingspan effectively as a versatile defender, and also brings range extending beyond the arc.



## CAREER STATS

Season	gp-gs	min/avg	Total		3-Point		F-Throws		Rebounds				Scoring							
			fg-fga	pct	fg-fga	pct	ft-fa	pct	off	def	tot	avg	pf	fo	ast	to	blk	stl	pts	avg
2019-20*	31-18	634/20.5	68-157	.433	5-31	.161	34-54	.630	37	84	121	3.9	71	2	20	39	14	16	175	5.6
2020-21*	19-17	529/27.8	67-146	.459	22-70	.314	29-47	.617	26	87	113	5.9	49	4	17	28	41	19	185	9.7
2021-22	29-3	364/12.6	41-75	.547	14-36	.389	8-17	.471	31	38	69	2.4	38	0	11	15	19	13	104	3.6
TOTAL	29-3	364/12.6	41-75	.547	14-36	.389	8-17	.471	31	38	69	2.4	38	0	11	15	19	13	104	3.6
All*	79-38	1527/19.3	176-378	.466	41-137	.299	71-118	.602	94	209	303	3.8	158	6	48	82	74	48	464	5.9

## GAME-BY-GAME STATS

Opponent	Date	gs	min	Total		3-Pointers		Free throws		Rebounds				pf	fo	a	t/o	blk	stl	pts	avg
				fg-fga	pct	3fg-fga	pct	ft-fa	pct	off	def	tot	avg								
ELON	11/09/21	12	1-4	.250	0-2	.000	0-0	.000	3	0	3	3.0	2	0	0	0	0	1	2	2.0	
FLORIDA ST.	11/14/21	2	0-0	.000	0-0	.000	0-0	.000	0	0	0	1.5	0	0	0	0	0	0	0	1.0	
MILWAUKEE	11/18/21	16	1-2	.500	1-2	.500	0-0	.000	1	3	4	2.3	4	2	1	2	1	3	1.7		
vs California	11/22/21	17	3-4	.750	2-3	.667	0-0	.000	1	2	3	2.5	2	1	0	0	0	8	3.3		
vs Ohio St.	11/24/21	19	3-4	.750	0-1	.000	4-5	.800	3	2	5	3.0	3	1	0	0	3	10	4.6		
TROY	11/28/21	17	1-3	.333	0-2	.000	0-0	.000	1	1	2	2.8	2	0	0	2	1	2	4.2		
at Oklahoma	12/01/21	14	1-1	1.000	0-0	.000	0-0	.000	0	5	5	3.1	1	1	2	1	1	2	3.9		
TEXAS SOUTHERN	12/06/21	20	2-5	.400	0-1	.000	0-1	.000	1	2	3	3.1	1	0	0	1	0	4	3.9		
NORTH FLORIDA	12/08/21	11	1-2	.500	0-0	.000	0-0	.000	1	1	2	3.0	0	1	1	0	3	2	3.7		
vs Maryland	12/12/21	13	3-4	.750	3-4	.750	0-0	.000	0	1	1	2.8	1	0	0	0	0	9	4.2		
vs South Fla.	12/18/21	11	2-2	1.000	0-0	.000	0-0	.000	2	2	4	2.9	0	0	1	2	0	4	4.2		
STONY BROOK	12/22/21	21	4-6	.667	2-3	.667	0-0	.000	2	3	5	3.1	1	2	0	1	0	10	4.7		
ALABAMA	01/05/22	22	5-10	.500	2-3	.667	0-0	.000	2	4	6	3.3	3	0	2	1	0	12	5.2		
at Auburn	01/08/22	13	1-2	.500	0-1	.000	0-0	.000	1	0	1	3.1	2	0	0	1	0	2	5.0		
LSU	01/12/22	13	0-2	.000	0-2	.000	3-6	.500	2	2	4	3.2	0	1	2	1	0	3	4.9		
at South Carolina	01/15/22	15	2-3	.667	0-1	.000	0-0	.000	1	0	1	3.1	2	0	2	1	0	4	4.8		
MISSISSIPPI ST.	01/19/22	16	2-5	.400	1-3	.333	0-0	.000	1	0	1	2.9	3	0	0	0	0	5	4.8		
VANDERBILT	01/22/22	11	2-2	1.000	1-1	1.000	0-1	.000	1	1	2	2.9	0	0	0	0	0	5	4.8		
at Tennessee	01/26/22	3	0-1	.000	0-0	.000	0-0	.000	0	0	0	2.7	0	0	0	0	0	0	4.6		
OKLAHOMA ST.	01/29/22	3	0-0	.000	0-0	.000	0-0	.000	0	0	0	2.6	0	0	0	0	0	0	4.4		
at Missouri	02/02/22	8	0-0	.000	0-0	.000	0-0	.000	0	0	0	2.5	1	0	2	0	0	0	4.1		
OLE MISS	02/05/22	10	1-1	1.000	0-0	.000	0-0	.000	0	1	1	2.4	1	0	0	1	0	2	4.0		
GEORGIA	02/09/22	4	0-1	.000	0-1	.000	0-2	.000	0	1	1	2.3	1	0	0	0	0	0	3.9		
at Kentucky	02/12/22	19	2-4	.500	2-4	.500	0-0	.000	2	1	3	2.4	1	0	0	1	1	6	4.0		
at Texas A&M	02/15/22	* 16	3-4	.750	0-0	.000	1-2	.500	3	2	5	2.5	1	1	1	2	1	7	4.1		
AUBURN	02/19/22	7	0-0	.000	0-0	.000	0-0	.000	1	1	2	2.5	2	0	0	0	0	0	3.9		
ARKANSAS	02/22/22	14	0-1	.000	0-1	.000	0-0	.000	1	2	3	2.5	1	1	1	2	0	0	3.8		
at Georgia	02/26/22	* 11	0-1	.000	0-1	.000	0-0	.000	0	0	0	2.4	2	0	0	0	1	0	3.6		
at Vanderbilt	03/01/22	* 6	1-1	1.000	0-0	.000	0-0	.000	1	1	2	2.4	1	0	0	0	0	2	3.6		
Totals		3	364	41-75	.547	14-36	.389	8-17	.471	31	38	69	2.4	38	11	15	19	13	104	3.6	

Games played: 29  
 Minutes/game: 12.6  
 Points/game: 3.6  
 FG Pct: 54.7  
 3FG Pct: 38.9  
 FT Pct: 47.1

Rebounds/game: 2.4  
 Assists/game: 0.4  
 Turnovers/game: 0.5  
 Assist/turnover ratio: 0.7  
 Steals/game: 0.4  
 Blocks/game: 0.7

## FELDER VS. KENTUCKY

Opponent	Date	GS	Min	FG	FGA	Pct	3FG	FGA	Pct	FT	FTA	Pct	Off	Def	Tot	PF	FO	A	TO	BLK	STL	PTS
at Kentucky	02/12/22		19	2	4	.500	2	4	.500	0	0	.000	2	1	3	1	0	0	0	1	1	6

## GAME HIGHS

Points	Rebounds	Field Goals	Field Goal Attempts	3-Point Field Goals	3-Point FG Attempts	Free Throws	Free Throw Attempts	Assists	Steals	Blocked Shots	Minutes Played
2021-22/UF	12, vs. Alabama (1/5/22)	2021-22/UF	10, vs. Alabama (1/5/22)	2021-22/UF	4, 2x, last at Kentucky (2/12/22)	2021-22/UF	6, vs. LSU (1/12/22)	2021-22/UF	3, 2x, last vs. UNF (12/8/21)	2021-22/UF	2, 5x, last vs. Arkansas (2/22/22)
Career	24, at Duke (1/6/21)	Career	14, at Syracuse (2/13/21)	Career	7, vs. NC State (2/6/21)	Career	8, 2x, last vs. Rhode Isl. (11/26/20)	Career	3, vs. Syracuse (3/3/20)	Career	6, at Miami (3/5/21)
2021-22/UF	6, vs. Alabama (1/5/22)	2021-22/UF	5, vs. Alabama (1/5/22)	2021-22/UF	4, vs. Ohio State (11/24/21)	2021-22/UF	4, vs. Ohio State (11/24/21)	2021-22/UF	2, 2x, last vs. SBU (12/22/21)	2021-22/UF	22, vs. Alabama (1/5/22)
Career	14, vs. Wake Forest (2/10/21)	Career	10, at Duke (1/6/21)	Career	7, vs. Georgia Tech (1/11/20)	Career	7, vs. Georgia Tech (1/11/20)	Career	3, vs. Syracuse (3/3/20)	Career	38, vs. Wake Forest (2/10/21)

# #4 ANTHONY DURUJI

SENIOR\* | F | 6-7 | 209 | GERMANTOWN, MD. | LOUISIANA TECH



## OVERVIEW

- Versatile four-man with the ability to play above the rim, Duruji started the majority of games for the Gators in his junior season and tallied four double-figure scoring games.
- Graduated in Spring 2021 with a degree in Education Sciences and now working on his Master's degree in Entrepreneurship.
- Played in 65 games with 52 starts over two seasons at Louisiana Tech, averaging 9.7 points and 5.1 rebounds to go along with 85 blocked shots.
- Earned 2018 Conference USA Freshman of the Year and All-Freshman Team honors in 2017-18 and followed that up by starting all 33 games as a sophomore and posting 12.2 points and 6.2 rebounds per game.

## 2021-22 HIGHLIGHTS

- Reached the 1,000-point career scoring mark during his 14-point performance in the win at Missouri.
- Posted his UF high with 22 points and a career high with five steals vs. MSU, becoming the fifth Gator since 1996 (Donovan/White Era) to post a 22-point, five-steal outing. He joins Nick Calathes (twice), Corey Brewer (twice), Brett Nelson and Jason Williams (twice).
- Posted 15 points on 5-for-8 shooting in the defeat of #20 Florida State.
- Threw down the game-tying alley-oop in the final minute of the win vs. Ohio State.
- A critical member of the Gators' frontcourt, Duruji brings superior athleticism to the Florida press and has highlight-reel finishing capability.

## CAREER STATS

Season	gp-gs	min/avg	Total		3-Point		F-Throws		Rebounds					Scoring						
			fg-fga	pct	fg-fga	pct	ft-fga	pct	off	def	tot	avg	pf	fo	ast	to	blk	stl	pts	avg
2017-18*	32-19	683/21.3	82-182	.451	28-71	.394	37-62	.597	36	95	131	4.1	77	2	26	38	45	12	229	7.2
2018-19*	33-33	988/29.9	144-308	.468	41-121	.339	74-110	.673	48	155	203	6.2	83	1	31	55	10	31	403	12.2
2020-21	25-17	549/22.0	64-146	.438	10-38	.263	14-29	.483	35	74	109	4.4	59	2	14	31	11	14	152	6.1
2021-22	28-27	695/24.8	91-168	.542	21-61	.344	42-56	.750	41	76	117	4.2	78	1	31	45	16	28	245	8.8
TOTAL	53-44	1244/23.5	155-314	.494	31-99	.313	56-85	.659	76	150	226	4.3	137	3	45	76	27	42	397	7.5
All*	118-96	2915/24.7	381-804	.474	100-291	.344	167-257	.650	160	400	560	4.7	297	6	102	169	82	85	1029	8.7

## GAME-BY-GAME STATS

Opponent	Date	gs	min	Total		3-Pointers		Free throws		Rebounds					pts	avg					
				fg-fga	pct	3fg-fga	pct	ft-fga	pct	off	def	tot	avg	pf			a	t/o	blk	stl	
ELON	11/09/21	*	26	3-4	.750	1-2	.500	1-2	.500	4	3	7	7.0	2	1	0	1	1	8	8.0	
FLORIDA ST.	11/14/21	*	36	5-8	.625	1-2	.500	4-5	.800	3	4	7	7.0	2	0	1	2	2	15	11.5	
MILWAUKEE	11/18/21	*	25	4-7	.571	1-1	1.000	3-3	1.000	3	4	7	7.0	2	1	0	1	1	12	11.7	
vs California	11/22/21	*	24	3-4	.750	1-1	1.000	0-0	.000	2	1	3	6.0	2	1	1	1	0	7	10.5	
vs Ohio St.	11/24/21	*	24	3-9	.333	1-1	1.000	1-2	.500	3	0	3	5.4	3	0	1	0	1	8	10.0	
TROY	11/28/21	*	25	4-5	.800	0-1	.000	3-3	1.000	0	2	2	4.8	3	3	2	0	2	11	10.2	
at Oklahoma	12/01/21	*	24	3-7	.429	0-2	.000	1-2	.500	2	1	3	4.6	4	2	1	0	1	7	9.7	
TEXAS SOUTHERN	12/06/21	*	24	4-6	.667	1-1	1.000	0-0	.000	3	1	4	4.5	3	1	1	1	1	9	9.6	
NORTH FLORIDA	12/08/21	*	19	2-4	.500	1-3	.333	0-0	.000	0	3	3	4.3	2	3	0	0	2	5	9.1	
vs Maryland	12/12/21	*	16	3-5	.600	0-2	.000	3-3	1.000	1	0	1	4.0	4	0	1	0	1	9	9.1	
vs South Fla.	12/18/21	*	27	4-8	.500	2-4	.500	1-2	.500	3	6	9	4.5	2	1	2	0	1	11	9.3	
STONY BROOK	12/22/21	*	18	3-5	.600	0-1	.000	1-2	.500	0	1	1	4.2	4	1	2	2	1	7	9.1	
ALABAMA	01/05/22	*	23	1-1	1.000	1-1	1.000	2-4	.500	2	4	6	4.3	3	1	0	3	0	5	8.8	
at Auburn	01/08/22	*	29	6-12	.500	2-6	.333	0-0	.000	1	4	5	4.4	3	0	0	1	1	14	9.1	
LSU	01/12/22	*	26	4-7	.571	0-2	.000	0-2	.000	0	2	2	4.2	3	2	3	1	1	8	9.1	
at South Carolina	01/15/22	*	24	2-2	1.000	0-0	.000	0-0	.000	2	4	6	4.3	2	2	0	0	0	4	8.8	
MISSISSIPPI ST.	01/19/22	*	31	6-8	.750	2-3	.667	8-9	.889	1	2	3	4.2	4	1	3	1	5	22	9.5	
VANDERBILT	01/22/22	*	25	3-6	.500	0-3	.000	1-2	.500	2	6	8	4.4	4	1	4	0	2	7	9.4	
at Ole Miss	01/24/22	*	24	4-8	.500	0-3	.000	3-3	1.000	1	3	4	4.4	2	2	3	0	0	11	9.5	
at Tennessee	01/26/22	*	33	6-10	.600	0-1	.000	4-4	1.000	2	4	6	4.5	5	1	6	0	0	16	9.8	
OKLAHOMA ST.	01/29/22	*	28	3-7	.429	2-4	.500	2-4	.500	2	3	5	4.5	2	2	2	1	1	10	9.8	
at Missouri	02/02/22	*	32	5-9	.556	1-3	.333	3-3	1.000	0	1	1	4.4	2	0	1	0	0	14	10.0	
OLE MISS	02/05/22	*	22	1-2	.500	0-0	.000	0-0	.000	0	4	4	4.3	4	1	1	0	1	2	9.7	
GEORGIA	02/09/22	*	23	3-8	.375	0-4	.000	1-1	1.000	2	3	5	4.4	3	1	5	0	0	7	9.5	
at Kentucky	02/12/22	*	27	1-7	.143	1-5	.200	0-0	.000	0	4	4	4.4	0	3	1	0	1	3	9.3	
at Texas A&M	02/15/22	*	7	1-2	.500	0-1	.000	0-0	.000	1	0	1	4.2	3	0	2	0	1	2	9.0	
AUBURN	02/19/22	*	29	1-3	.333	1-1	1.000	0-0	.000	0	2	2	4.1	3	0	1	0	1	3	8.8	
ARKANSAS	02/22/22	*	24	3-4	.750	2-3	.667	0-0	.000	1	4	5	4.2	2	0	1	1	0	8	8.8	
Totals			27	695	91-168	.542	21-61	.344	42-56	.750	41	76	117	4.2	78	31	45	16	28	245	8.8

Games played: 28  
 Minutes/game: 24.8  
 Points/game: 8.8  
 FG Pct: 54.2  
 3FG Pct: 34.4  
 FT Pct: 75.0

Rebounds/game: 4.2  
 Assists/game: 1.1  
 Turnovers/game: 1.6  
 Assist/turnover ratio: 0.7  
 Steals/game: 1.0  
 Blocks/game: 0.6

## DURUJI VS. KENTUCKY (9.3 PPG, 3.3 RPG)

Opponent	Date	GS	Min	FG	FGA	Pct	3FG	FGA	Pct	FT	FTA	Pct	Off	Def	Tot	PF	FO	A	TO	Blk	Stl	Pts
KENTUCKY	01/09/21	*	29	6	13	.462	2	5	.400	1	2	.500	2	1	3	1	0	0	1	0	0	15
at Kentucky	02/27/21	*	33	5	9	.556	0	0	.000	0	0	.000	0	3	3	3	0	2	1	0	1	10
at Kentucky	02/12/22	*	27	1	7	.143	1	5	.200	0	0	.000	0	4	4	0	0	3	1	0	1	3
Totals	3 Games	3	89	12	29	.414	3	10	.300	1	2	.500	2	8	10	4	0	5	3	0	2	28

## GAME HIGHS

### Points

2021-22/UF	22, vs. Mississippi State (1/19/22)
Career	25, vs. North Texas (1/18/18)

### Rebounds

2021-22	9, vs. USF (12/18/21)
UF	11, vs. Missouri (3/3/21)
Career	14, at FIU (2/2/19)

### Field Goals

2021-22	6, 3x, last at Tennessee (1/26/22)
UF	6, 4x, last vs. Miss. State (1/19/22)
Career	9, vs. Southern Miss (12/29/18)

### Field Goal Attempts

2021-22	12, at Auburn (1/8/22)
UF	13, vs. Kentucky (1/9/21)
Career	15, vs. UAB (11/16/18)

### 3-Point Field Goals

2021-22	2, 5x, last vs. Arkansas (2/22/22)
UF	2, 7x, last vs. Arkansas (2/22/22)
Career	4, 3x, last vs. So. Miss (12/29/18)

### 3-Point FG Attempts

2021-22/UF	6, at Auburn (1/8/22)
Career	7, 2x, last at ODU (1/17/19)

### Free Throws

2021-22/UF/Career	8, vs. Mississippi State (1/19/22)
-------------------	------------------------------------

### Free Throw Attempts

2021-22/UF	9, vs. Mississippi State (1/19/22)
Career	11, vs. Texas A&M-CC (12/22/18)

### Assists

2021-22/UF	3, 3x, last at Kentucky (2/12/22)
Career	4, vs. Rice (1/20/18)

### Steals

2021-22/UF/Career	5, vs. Mississippi State (1/19/22)
-------------------	------------------------------------

### Blocked Shots

2021-22	3, vs. Alabama (1/5/22)
UF	3, 2x, last vs. Alabama (1/5/22)
Career	4, 2x, last vs. UTEP (2/14/19)

### Minutes Played

2021-22	36, vs. Florida St. (11/14/21)
UF	39, vs. Ole Miss (1/12/21)
Career	39, 2x, last vs. Ole Miss (1/12/21)





# #11 KEYONTAE JOHNSON

SENIOR\* | F | 6-5 | 229 | NORFOLK, VA. | OAK HILL ACADEMY

## OVERVIEW

- Has averaged 11.1 points and 6.6 rebounds in 71 games at Florida, totaling 789 points and 468 rebounds.
- Has 13 career double-doubles and eight 20-point games, including four 20-point, 10-rebound double-doubles.
- Experienced a medical emergency on Dec. 12, 2020, during Florida's game at FSU that sidelined him for the remainder of his junior season in which he had been named preseason SEC Player of the Year.
- Earned All-SEC honors in his sophomore campaign after leading the Gators with 14.0 points per game.

## 2021-22 HIGHLIGHTS

- Continuing in his "Coach Key" role supporting the Gators in a non-playing capacity, Johnson is on track to graduate in Spring 2022.



## CAREER STATS

Season	gp-gs		Total fg-fga		3-Point fg-fga		F-Throws ft-fa		Rebounds				Scoring							
	min/avg	pct	pct	pct	pct	off	def	tot	avg	pf	fo	ast	to	blk	stl	pts	avg			
2018-19	36-20	855/23.8	111-236	.470	23-63	.365	45-70	.643	68	161	229	6.4	84	2	45	48	12	38	290	8.1
2019-20	31-31	970/31.3	166-305	.544	30-79	.380	73-95	.768	54	167	221	7.1	88	0	49	53	10	38	435	14.0
2020-21	4-4	81/20.3	25-39	.641	3-7	.429	11-14	.786	2	16	18	4.5	6	0	5	11	0	4	64	16.0
<b>TOTAL</b>	<b>71-55</b>	<b>1906/26.8</b>	<b>302-580</b>	<b>.521</b>	<b>56-149</b>	<b>.376</b>	<b>129-179</b>	<b>.721</b>	<b>124</b>	<b>344</b>	<b>468</b>	<b>6.6</b>	<b>178</b>	<b>2</b>	<b>99</b>	<b>112</b>	<b>22</b>	<b>80</b>	<b>789</b>	<b>11.1</b>

## HONORS

- 2020-21 Preseason SEC Player of the Year (Media)
- 2020-21 Preseason All-SEC (Media 1st Team)
- 2019-20 All-SEC (Coaches 1st Team, AP 2nd Team)
- 2019 Charleston Classic MVP
- SEC Player of the Week (11/25/19)
- 2019 Basketball Hall of Fame Invitational MVP

## GAME HIGHS

### Points

Career 25, vs. LSU (2/26/20)

### Rebounds

Career 13, at Alabama (2/16/19)

### Field Goals

Career 11, vs. LSU (2/26/20)

### Field Goal Attempts

Career 17, vs. Baylor (1/25/20)

### 3-Point Field Goals

Career 3, 3x, last at LSU (1/21/20)

### 3-Point FG Attempts

Career 6, at LSU (1/21/20)

### Free Throws

Career 15, vs. Arkansas (2/18/20)

### Free Throw Attempts

Career 17, vs. Arkansas (2/18/20)

### Assists

Career 6, at Texas A&M (2/12/20)

### Steals

Career 4, 4x, last vs. Providence (12/17/19)

### Blocked Shots

Career 3, at Missouri (1/11/20)

### Minutes Played


Career 39, 2x, last at Georgia (3/4/20)

## JOHNSON VS. KENTUCKY (10.3 PPG, 6.8 RPG)

Opponent	Date	GS	Min	FG	FGA	Pct	3FG	FGA	Pct	FT	FTA	Pct	Off	Def	Tot	PF	FO	A	TO	Blk	Stl	Pts
KENTUCKY	02/02/19	*	24	3	7	.429	0	1	.000	2	2	1.000	5	5	10	4	0	1	1	1	2	8
at Kentucky	03/09/19	*	11	1	2	.500	0	0	.000	0	0	.000	1	4	5	5	1	0	0	0	0	2
at Kentucky	02/22/20	*	33	8	13	.615	0	4	.000	3	5	.600	2	7	9	0	0	0	3	0	2	19
KENTUCKY	03/07/20	*	35	5	8	.625	1	1	1.000	1	2	.500	0	3	3	4	0	3	1	1	1	12
<b>Totals</b>	<b>4 Games</b>	<b>4</b>	<b>103</b>	<b>17</b>	<b>30</b>	<b>.567</b>	<b>1</b>	<b>6</b>	<b>.167</b>	<b>6</b>	<b>9</b>	<b>.667</b>	<b>8</b>	<b>19</b>	<b>27</b>	<b>13</b>	<b>1</b>	<b>4</b>	<b>5</b>	<b>2</b>	<b>5</b>	<b>41</b>

# #12 COLIN CASTLETON

SENIOR\* | F | 6-11 | 240 | DELAND, FLA. | MICHIGAN



## OVERVIEW

- Averaged 12.4 points, 6.4 rebounds and 2.3 blocked shots in his first season with the Gators, earning second-team All-SEC honors (coaches). Castleton took on a major role for UF after making just 44 appearances over two seasons in limited action at Michigan.
- A difference-maker who plays with passion on both ends of the floor.
- A versatile big man with a polished offensive post game and who emerged as a high-level shot-blocker.

## 2021-22 HIGHLIGHTS

- Had a pair of big games against Auburn, first posting 22 points and 10 rebounds on the road then 19 & 8 at home in a win against #2 Auburn.
- Went for a career-high 29 points, including 9-for-10 from the free throw line, vs. Arkansas.
- Named MVP of the Fort Myers Tip-Off with 16 points vs. Cal and a

double-double against Ohio State.

- Picked up Orange Bowl Classic MVP honors with 12 points and 11 rebounds in the Gators' win vs. USA.
- Earned SEC Player of the Week honors the first week of the season after becoming the first Gator since Joakim Noah to have a 15-point, 15-rebound, five-block performance, going for 15/16/6 in the win vs. #20 Florida State.
- He posted 15 points and 15 rebounds against Texas A&M after having 15 and 16 vs. Florida State, becoming the fourth Gator with multiple 15/15 games since 1996, along with Marreese Speights, Al Horford and Udonis Haslem.
- Blocked six shots in back-to-back games in the first two games of the season, the second time in his career he has swatted six or more in consecutive games. He is the first Gator since Dwayne Schintzius (Dec. 1987) to do so.
- Scored 17 of his 18 points vs. Elon in the first half, and his six blocked shots set Florida's opening-night record.

## CAREER STATS

Season	gp-gs	min/avg	Total		3-Point		F-Throws		Rebounds					Scoring						
			fg-fga	pct	fg-fga	pct	ft-fga	pct	off	def	tot	avg	pf	fo	ast	to	blk	stl	pts	avg
2018-19*	19-0	65/3.4	9-22	.409	0-3	.000	3-9	.333	8	13	21	1.1	14	0	1	5	4	1	21	1.1
2019-20*	25-0	197/7.9	27-50	.540	0-4	.000	24-29	.828	18	42	60	2.4	19	0	8	13	13	3	78	3.1
2020-21	24-21	618/25.8	111-186	.597	0-1	.000	75-96	.781	59	94	153	6.4	52	0	26	46	54	13	297	12.4
2021-22	24-24	717/29.9	142-263	.540	0-8	.000	103-145	.710	74	143	217	9.0	50	1	40	55	60	18	387	16.1
TOTAL	48-45	1335/27.8	253-449	.563	0-9	.000	178-241	.739	133	237	370	7.7	102	1	66	101	114	31	684	14.3
All*	92-45	1597/17.4	289-521	.555	0-16	.000	205-279	.735	159	292	451	4.9	135	1	75	119	131	35	783	8.5

## GAME-BY-GAME STATS

Opponent	Date	gs	min	Total		3-Pointers		Free throws		Rebounds					pts	avg					
				fg-fga	pct	3fg-fga	pct	ft-fga	pct	off	def	tot	avg	pf			a	t/o	blk	stl	
ELON	11/09/21	*	23	7-11	.636	0-0	.000	4-10	.400	2	3	5	5.0	1	4	5	6	1	18	18.0	
FLORIDA ST.	11/14/21	*	34	5-9	.556	0-0	.000	5-6	.833	8	8	16	10.5	1	1	2	6	1	15	16.5	
MILWAUKEE	11/18/21	*	25	9-17	.529	0-1	.000	1-3	.333	4	6	10	10.3	2	1	2	1	2	19	17.3	
vs California	11/22/21	*	26	6-11	.545	0-0	.000	4-6	.667	0	8	8	9.8	2	3	2	1	1	16	17.0	
vs Ohio St.	11/24/21	*	33	4-9	.444	0-0	.000	3-8	.375	5	8	13	10.4	3	3	2	1	0	11	15.8	
TROY	11/28/21	*	21	3-5	.600	0-1	.000	4-5	.800	1	7	8	10.0	3	2	3	2	0	10	14.8	
at Oklahoma	12/01/21	*	31	5-9	.556	0-1	.000	4-5	.800	3	8	11	10.1	3	1	6	4	1	14	14.7	
TEXAS SOUTHERN	12/06/21	*	26	5-12	.417	0-2	.000	2-4	.500	0	5	5	9.5	2	2	1	3	0	12	14.4	
NORTH FLORIDA	12/08/21	*	27	9-17	.529	0-0	.000	8-11	.727	4	4	8	9.3	2	2	1	1	2	26	15.7	
vs Maryland	12/12/21	*	26	3-9	.333	0-0	.000	3-6	.500	4	6	10	9.4	5	0	0	3	0	9	15.0	
vs South Fla.	12/18/21	*	29	3-9	.333	0-0	.000	6-8	.750	6	5	11	9.5	1	0	3	1	1	12	14.7	
STONY BROOK	12/22/21	*	24	5-7	.714	0-0	.000	5-6	.833	1	6	7	9.3	1	3	4	1	0	15	14.8	
ALABAMA	01/05/22	*	30	7-10	.700	0-0	.000	5-7	.714	5	2	7	9.2	3	1	4	1	2	19	15.1	
at Auburn	01/08/22	*	33	7-14	.500	0-0	.000	8-11	.727	6	4	10	9.2	2	1	3	2	1	22	15.6	
LSU	01/12/22	*	34	7-10	.700	0-0	.000	5-6	.833	3	6	9	9.2	1	2	1	3	1	19	15.8	
at South Carolina	01/15/22	*	27	4-7	.571	0-1	.000	2-2	1.000	0	7	7	9.1	1	2	2	8	0	10	15.4	
OLE MISS	02/05/22	*	35	6-12	.500	0-1	.000	5-7	.714	1	6	7	8.9	1	0	2	3	1	17	15.5	
GEORGIA	02/09/22	*	29	6-9	.667	0-0	.000	1-2	.500	2	7	9	8.9	3	2	3	4	1	13	15.4	
at Kentucky	02/12/22	*	30	8-12	.667	0-1	.000	2-2	1.000	2	5	7	8.8	3	0	4	0	0	18	15.5	
at Texas A&M	02/15/22	*	37	5-10	.500	0-0	.000	5-5	1.000	7	8	15	9.2	2	2	2	2	0	15	15.5	
AUBURN	02/19/22	*	35	7-13	.538	0-0	.000	5-7	.714	4	4	8	9.1	4	1	1	3	2	19	15.7	
ARKANSAS	02/22/22	*	35	10-16	.625	0-0	.000	9-10	.900	2	4	6	9.0	3	1	2	1	0	29	16.3	
at Georgia	02/26/22	*	35	5-9	.556	0-0	.000	0-0	.000	2	10	12	9.1	1	5	0	3	0	10	16.0	
at Vanderbilt	03/01/22	*	32	6-16	.375	0-0	.000	7-8	.875	2	6	8	9.0	0	1	0	0	1	19	16.1	
Totals			24	717	142-263	.540	0-8	.000	103-145	.710	74	143	217	9.0	50	40	55	60	18	387	16.1

Games played: 24  
 Minutes/game: 29.9  
 Points/game: 16.1  
 FG Pct: 54.0  
 3FG Pct: 0.0  
 FT Pct: 71.0

Rebounds/game: 9.0  
 Assists/game: 1.7  
 Turnovers/game: 2.3  
 Assist/turnover ratio: 0.7  
 Steals/game: 0.8  
 Blocks/game: 2.5

## CASTLETON VS. KENTUCKY (12.7 PPG, 5.0 RPG)


Opponent	Date	GS	Min	FG	FGA	Pct	3FG	FGA	Pct	FT	FTA	Pct	Off	Def	Tot	PF	FO	A	TO	Blk	Stl	Pts
KENTUCKY	01/09/21	*	24	3	8	.375	0	0	.000	0	0	.000	0	3	3	2	0	0	2	1	1	6
at Kentucky	02/27/21	*	34	5	7	.714	0	0	.000	4	4	1.000	2	3	5	3	0	4	3	0	1	14
at Kentucky	02/12/22	*	30	8	12	.667	0	1	.000	2	2	1.000	2	5	7	3	0	0	4	0	0	18
<b>Totals</b>	<b>3 Games</b>	<b>3</b>	<b>88</b>	<b>16</b>	<b>27</b>	<b>.593</b>	<b>0</b>	<b>1</b>	<b>.000</b>	<b>6</b>	<b>6</b>	<b>1.000</b>	<b>4</b>	<b>11</b>	<b>15</b>	<b>8</b>	<b>0</b>	<b>4</b>	<b>9</b>	<b>1</b>	<b>2</b>	<b>38</b>

## GAME HIGHS

- Points**  
2021-22/UF/Career 29, vs. Arkansas (2/22/22)
- Rebounds**  
2021-22/UF/Career 16, vs. Florida St. (11/14/21)
- Field Goals**  
2021-22 10, vs. Arkansas (2/22/22)  
UF/Career 11, at Vanderbilt (12/30/20)
- Field Goal Attempts**  
2021-22/UF/Career 17, 2x, last vs. UNF (12/8/21)
- 3-Point Field Goals**  
2021-22/UF/Career ---
- 3-Point FG Attempts**  
2021-22/UF/Career 2, vs. Texas Southern (12/6/21)
- Free Throws**  
2021-22 9, vs. Arkansas (2/22/22)  
UF/Career 9, 3x, last vs. Arkansas (2/22/22)
- Free Throw Attempts**  
2021-22 11, 2x, last at Auburn (1/8/22)  
UF/Career 12, vs. Ole Miss (1/12/21)
- Assists**  
2021-22/UF/Career 5, at Georgia (2/26/22)
- Steals**  
2021-22 2, 4x, last vs. Auburn (2/19/22)  
UF/Career 2, 7x, last vs. Auburn (2/19/22)
- Blocked Shots**  
2021-22 8, at South Carolina (1/15/22)  
UF/Career 8, 2x, last at SC (1/15/22)
- Minutes Played**  
2021-22/UF/Career 37, at Texas A&M (2/15/22)

# #14 KOWACIE REEVES

FRESHMAN | G | 6-6 | 182 | MACON, GA. | WESTSIDE



## OVERVIEW

- Hard-playing, rangy guard who brings top-notch shooting and a willingness to crash the boards.
- Averaged 27.0 points and 9.9 rebounds per game as a senior and was a top-5 finalist for Georgia Mr. Basketball.
- A top-30 recruit according to 247 and Rivals.

## 2021-22 HIGHLIGHTS

- Earned his first career start vs. LSU and hit a big 3-pointer that capped a 10-0 Florida run.
- Followed that with a breakout 14-point performance in the win at South Carolina, shooting 4-for-6 from the field and 2-for-3 from 3-point range.
- Made it back-to-back 14-point games with another against Mississippi State, shooting 3-for-6 from 3-point range.
- Made his collegiate debut in the season-opening win vs. Elon and scored his first points on a 3-pointer vs. Milwaukee.

## CAREER STATS

Season	gp-gs	min/avg	Total		3-Point		F-Throws		Rebounds				Scoring							
			fg-fga	pct	fg-fga	pct	ft-fa	pct	off	def	tot	avg	pf	fo	ast	to	blk	stl	pts	avg
2021-22	25-8	358/14.3	34-98	.347	23-71	.324	19-23	.826	9	20	29	1.2	19	0	8	15	4	9	110	4.4
TOTAL	25-8	358/14.3	34-98	.347	23-71	.324	19-23	.826	9	20	29	1.2	19	0	8	15	4	9	110	4.4

## GAME-BY-GAME STATS

Opponent	Date	gs	min	Total		3-Pointers		Free throws		Rebounds				pf	a	t/o	blk	stl	pts	avg
				fg-fga	pct	3fg-fga	pct	ft-fa	pct	off	def	tot	avg							
ELON	11/09/21	8	0-3	.000	0-1	.000	0-0	.000	2	1	3	3.0	2	1	1	0	0	0	0	0.0
MILWAUKEE	11/18/21	9	1-3	.333	1-2	.500	0-0	.000	0	1	1	2.0	0	0	0	0	0	0	3	1.5
vs California	11/22/21	7	0-0	.000	0-0	.000	0-0	.000	0	1	1	1.7	0	0	1	0	2	0	1.0	
TROY	11/28/21	13	3-8	.375	2-6	.333	0-0	.000	0	2	2	1.8	0	0	2	0	1	8	2.8	
NORTH FLORIDA	12/08/21	11	0-3	.000	0-2	.000	2-2	1.000	0	0	0	1.4	0	0	1	0	1	2	2.6	
vs South Fla.	12/18/21	6	1-2	.500	1-2	.500	0-0	.000	0	0	0	1.2	0	0	1	0	0	3	2.7	
STONY BROOK	12/22/21	23	3-8	.375	1-4	.250	1-1	1.000	1	3	4	1.6	0	1	1	0	1	8	3.4	
ALABAMA	01/05/22	6	0-0	.000	0-0	.000	1-2	.500	0	0	0	1.4	0	1	0	0	0	1	3.1	
at Auburn	01/08/22	9	0-0	.000	0-0	.000	0-0	.000	0	0	0	1.2	1	0	0	0	1	0	2.8	
LSU	01/12/22	* 14	1-2	.500	1-2	.500	0-0	.000	0	0	0	1.1	0	1	0	0	0	3	2.8	
at South Carolina	01/15/22	* 23	4-6	.667	2-3	.667	4-5	.800	1	1	2	1.2	0	0	0	0	2	14	3.8	
MISSISSIPPI ST.	01/19/22	* 27	4-7	.571	3-6	.500	3-4	.750	0	2	2	1.3	2	1	2	1	0	14	4.7	
VANDERBILT	01/22/22	* 28	2-9	.222	2-7	.286	1-2	.500	1	0	1	1.2	3	0	0	0	0	7	4.8	
at Ole Miss	01/24/22	* 18	0-4	.000	0-4	.000	5-5	1.000	1	0	1	1.2	2	0	1	1	0	5	4.9	
at Tennessee	01/26/22	* 22	2-6	.333	2-5	.400	0-0	.000	0	2	2	1.3	1	1	0	0	0	6	4.9	
OKLAHOMA ST.	01/29/22	* 26	4-8	.500	1-4	.250	2-2	1.000	2	0	2	1.3	2	0	1	0	1	11	5.3	
at Missouri	02/02/22	* 12	1-2	.500	1-2	.500	0-0	.000	0	1	1	1.3	1	0	2	0	0	3	5.2	
OLE MISS	02/05/22	14	2-3	.667	2-3	.667	0-0	.000	0	1	1	1.3	0	1	0	0	0	6	5.2	
GEORGIA	02/09/22	19	3-5	.600	2-4	.500	0-0	.000	1	0	1	1.3	2	1	0	0	0	8	5.4	
at Kentucky	02/12/22	15	1-5	.200	0-2	.000	0-0	.000	0	0	0	1.2	1	0	0	0	0	2	5.2	
at Texas A&M	02/15/22	8	0-6	.000	0-4	.000	0-0	.000	0	0	0	1.1	0	0	0	0	0	0	5.0	
AUBURN	02/19/22	7	0-1	.000	0-1	.000	0-0	.000	0	1	1	1.1	0	0	0	1	0	0	4.7	
ARKANSAS	02/22/22	8	0-2	.000	0-2	.000	0-0	.000	0	0	0	1.1	1	0	0	0	0	0	4.5	
at Georgia	02/26/22	12	1-2	.500	1-2	.500	0-0	.000	0	1	1	1.1	0	0	0	1	0	3	4.5	
at Vanderbilt	03/01/22	13	1-3	.333	1-3	.333	0-0	.000	0	3	3	1.2	1	0	2	0	0	3	4.4	
Totals		8	358	34-98	.347	23-71	.324	19-23	.826	9	20	29	1.2	19	8	15	4	9	110	4.4

Games played: 25  
 Minutes/game: 14.3  
 Points/game: 4.4  
 FG Pct: 34.7  
 3FG Pct: 32.4  
 FT Pct: 82.6

Rebounds/game: 1.2  
 Assists/game: 0.3  
 Turnovers/game: 0.6  
 Assist/turnover ratio: 0.5  
 Steals/game: 0.4  
 Blocks/game: 0.2

## GAME HIGHS

**Points**  
 2021-22/Career 14, 2x, last vs. Miss. St. (1/19/22)

**Rebounds**  
 2021-22/Career 4, vs. Stony Brook (12/22/21)

**Field Goals**  
 2021-22/Career 4, 3x, last vs. vs. OSU (1/29/22)

**Field Goal Attempts**  
 2021-22/Career 9, vs. Vanderbilt (1/22/22)

**3-Point Field Goals**  
 2021-22/Career 3, vs. Mississippi State (1/19/22)

**3-Point FG Attempts**  
 2021-22/Career 7, vs. Vanderbilt (1/22/22)

**Free Throws**  
 2021-22/Career 5, at Ole Miss (1/24/22)

**Free Throw Attempts**  
 2021-22/Career 5, 2x, last at Ole Miss (1/24/22)

**Assists**  
 2021-22/Career 1, 8x, last vs. Georgia (2/9/22)

**Steals**  
 2021-22/Career 2, 2x, last at SC (1/15/22)

**Blocked Shots**  
 2021-22/Career 1, 4x, last at Georgia (2/26/22)

**Minutes Played**  
 2021-22/Career 28, vs. Vanderbilt (1/22/22)

## REEVES VS. KENTUCKY

Opponent	Date	GS	Min	FG	FGA	Pct	3FG	FGA	Pct	FT	FTA	Pct	Off	Def	Tot	PF	FO	A	TO	BLK	STL	Pts
at Kentucky	02/12/22		15	1	5	.200	0	2	.000	0	0	.000	0	0	0	1	0	0	0	0	0	2



# #23 BRANDON McKISSIC

GRAD | G | 6-3 | 185 | FERGUSON, Mo. | UMKC

## OVERVIEW

- Averaged 11.0 points, 2.9 rebounds, 2.3 assists and 1.2 steals in 107 games with 86 starts over four seasons at UMKC, shooting .484 from the field and .385 from 3-point range.
- Leaves UMKC as the ninth-ranked scorer in program history with 1,178 points for the Roos.
- Saw his scoring average increase each season, climbing from 7.9 as a freshman to 10.5 as a sophomore, 11.0 as a junior and 17.2 in his all-conference senior season.
- Earned Summit League Defensive Player of the Year and second-team all-league honors in 2020-21.

## 2020-21 HIGHLIGHTS

- Part of the Gators' talented quartet of 2021 transfers, McKissic brings experience, toughness and leadership to UF's backcourt.
- A defensive stopper, McKissic helped key the Gators' 61-42 win vs. Vanderbilt in which the SEC's leading scorer Scotty Pippen Jr. managed a season-low six points on 1-for-10 shooting.
- Posted 12 points in the win vs. #20 Florida State and added two assists and two steals.



## CAREER STATS

Season	gp-gs	min/avg	Total		3-Point		F-Throws		Rebounds				Scoring							
			fg-fga	pct	fg-fga	pct	ft-fa	pct	off	def	tot	avg	pf	fo	ast	to	blk	stl	pts	avg
2017-18*	31-20	713/23.0	86-187	.460	25-60	.417	47-75	.627	18	68	86	2.8	94	4	48	40	3	24	244	7.9
2018-19*	30-28	913/30.4	124-274	.453	29-85	.341	39-68	.574	17	80	97	3.2	83	4	61	47	5	43	316	10.5
2019-20*	28-21	751/26.8	121-234	.517	28-76	.368	38-67	.567	3	59	62	2.2	74	2	83	51	3	35	308	11.0
2020-21*	18-17	612/34.0	120-236	.508	30-70	.429	40-60	.667	11	55	66	3.7	51	2	59	54	2	27	310	17.2
2021-22	30-20	721/24.0	64-171	.374	27-104	.260	26-47	.553	18	62	80	2.7	61	0	50	39	3	33	181	6.0
TOTAL	30-20	721/24.0	64-171	.374	27-104	.260	26-47	.553	18	62	80	2.7	61	0	50	39	3	33	181	6.0
All*	137-106	3710/27.1	515-1102	.467	139-395	.352	190-317	.599	67	324	391	2.9	363	12	301	231	16	162	1359	9.9

## GAME-BY-GAME STATS

Opponent	Date	gs	min	Total		3-Pointers		Free throws		Rebounds				pf	a	t/o	blk	stl	pts	avg	
				fg-fga	pct	3fg-fga	pct	ft-fa	pct	off	def	tot	avg								
ELON	11/09/21	*	28	1-5	.200	0-3	.000	2-2	1.000	1	2	3	3.0	1	1	0	0	2	4	4.0	
FLORIDA ST.	11/14/21	*	29	4-9	.444	2-6	.333	2-2	1.000	1	2	3	3.0	2	2	3	0	2	12	8.0	
MILWAUKEE	11/18/21	*	29	3-9	.333	1-6	.167	0-0	.000	0	7	7	4.3	1	2	0	0	0	7	7.7	
vs California	11/22/21	*	21	1-3	.333	0-2	.000	1-2	.500	0	1	1	3.5	3	1	2	0	3	3	6.5	
vs Ohio St.	11/24/21	*	20	2-8	.250	1-5	.200	1-2	.500	2	3	5	3.8	4	1	0	0	2	6	6.4	
TROY	11/28/21	*	27	3-8	.375	2-4	.500	2-2	1.000	0	3	3	3.7	2	1	2	0	2	10	7.0	
at Oklahoma	12/01/21	*	29	5-10	.500	1-4	.250	0-0	.000	2	1	3	3.6	3	0	3	0	0	11	7.6	
TEXAS SOUTHERN	12/06/21	*	35	4-6	.667	4-6	.667	3-6	.500	0	1	1	3.3	2	1	1	0	3	15	8.5	
NORTH FLORIDA	12/08/21	*	26	2-6	.333	1-4	.250	2-2	1.000	2	3	5	3.4	1	3	2	0	2	7	8.3	
vs Maryland	12/12/21	*	32	1-4	.250	0-1	.000	0-0	.000	1	1	2	3.3	0	2	2	0	3	2	7.7	
vs South Fla.	12/18/21	*	26	2-6	.333	2-4	.500	0-0	.000	1	2	3	3.3	2	5	1	0	0	6	7.5	
STONY BROOK	12/22/21	*	30	2-6	.333	0-4	.000	0-0	.000	1	1	2	3.2	3	2	1	1	2	4	7.3	
ALABAMA	01/05/22	*	26	2-2	1.000	2-2	1.000	1-2	.500	1	2	3	3.2	3	1	3	0	1	7	7.2	
at Auburn	01/08/22	*	24	2-5	.400	0-3	.000	0-2	.000	0	3	3	3.1	2	1	0	0	0	4	7.0	
LSU	01/12/22	*	28	1-8	.125	1-7	.143	0-2	.000	1	2	3	3.1	2	2	0	0	1	3	6.7	
at South Carolina	01/15/22	*	23	1-3	.333	0-2	.000	0-0	.000	1	5	6	3.3	2	4	3	0	0	2	6.4	
MISSISSIPPI ST.	01/19/22	*	26	1-3	.333	0-1	.000	0-1	.000	0	5	5	3.4	2	1	1	0	1	2	6.2	
VANDERBILT	01/22/22	*	24	3-10	.300	1-6	.167	2-4	.500	2	0	2	3.3	2	4	0	1	1	9	6.3	
at Ole Miss	01/24/22	*	29	3-6	.500	0-2	.000	1-2	.500	1	3	4	3.4	2	3	1	0	0	7	6.4	
at Tennessee	01/26/22	*	21	3-8	.375	2-7	.286	0-0	.000	0	1	1	3.3	4	1	1	0	1	8	6.5	
OKLAHOMA ST.	01/29/22	*	22	1-7	.143	1-5	.200	5-6	.833	1	1	2	3.2	2	2	2	0	1	8	6.5	
at Missouri	02/02/22	*	21	1-5	.200	0-1	.000	0-2	.000	0	3	3	3.2	1	2	2	0	2	2	6.3	
OLE MISS	02/05/22	*	14	3-5	.600	1-3	.333	0-0	.000	0	2	2	3.1	3	1	1	0	0	7	6.3	
GEORGIA	02/09/22	*	14	0-2	.000	0-2	.000	0-0	.000	0	1	1	3.0	2	2	0	0	0	0	6.1	
at Kentucky	02/12/22	*	26	4-6	.667	0-2	.000	1-1	1.000	0	1	1	3.0	0	1	3	0	0	9	6.2	
at Texas A&M	02/15/22	*	15	1-3	.333	1-2	.500	0-0	.000	0	0	0	2.8	3	0	2	0	1	3	6.1	
AUBURN	02/19/22	*	20	1-3	.333	1-3	.333	2-2	1.000	0	3	3	2.9	2	1	2	0	2	5	6.0	
ARKANSAS	02/22/22	*	17	3-6	.500	1-3	.333	0-1	.000	0	3	3	2.9	2	0	1	1	0	7	6.1	
at Georgia	02/26/22	*	19	2-5	.400	1-2	.500	1-3	.333	0	0	0	2.8	2	2	0	0	0	6	6.1	
at Vanderbilt	03/01/22	*	20	2-4	.500	1-2	.500	0-1	.000	0	0	0	2.7	1	1	0	0	1	5	6.0	
Totals			20	721	64-171	.374	27-104	.260	26-47	.553	18	62	80	2.7	61	50	39	3	33	181	6.0

## McKISSIC VS. KENTUCKY

Opponent	Date	GS	Min	FG	FGA	Pct	3FG	FGA	Pct	FT	FTA	Pct	Off	Def	Tot	PF	FO	A	TO	Blk	Stl	Pts
at Kentucky	02/12/22		26	4	6	.667	0	2	.000	1	1	1.000	0	1	1	0	0	1	3	0	0	9

## GAME HIGHS

Points	Rebounds	Field Goals	Field Goal Attempts	3-Point Field Goals	3-Point FG Attempts	Free Throws	Free Throw Attempts	Assists	Steals	Blocked Shots	Minutes Played
2021-22/UF	15, vs. Texas Southern (12/6/21)	2021-22/UF	10, 2x, last vs. Vandy (1/22/22)	2021-22/UF	7, 2x, last at Tennessee (1/26/22)	2021-22/UF	6, 2x, last vs. Okla. State (1/29/22)	2021-22/UF	3, 3x, last vs. Maryland (12/12/21)	2021-22/UF	35, vs. Texas Southern (12/6/21)
Career	29, vs. Omaha (2/12/21)	Career	19, vs. Omaha (2/12/21)	Career	8, 2x, last at Kansas St. (11/30/20)	Career	11, vs. Chicago State (2/15/18)	Career	4, 4x, last vs. Omaha (2/12/21)	Career	40, 3x, last vs. Omaha (2/12/21)



# #32 TOUNGTHACH GATKEK

SOPHOMORE | F | 6-9 | 172 | PORTLAND, MAINE | TRINITY VALLEY CC (TEXAS)

## OVERVIEW

- A left-hander with a 7-foot-2 wingspan who runs the court and shot-blocks at a high level.
- Averaged 10 points, 6.9 rebounds and 2.2 blocked shots per game in 2020-21 to earn All-Region Honors at Trinity Valley Community College in Texas, helping the team to a 23-3 record.

## 2021-22 HIGHLIGHTS

- Has seen his minutes increase dramatically with the injuries to Colin Castleton and Jason Jitoboh and is making the most of the opportunity.
- Played a big part in the comeback win vs. Oklahoma State, posting eight points, three rebounds and three blocked shots.
- Notched his first five-block game with five swats at Missouri, including one on a game-winning shot attempt with less than five seconds remaining.
- Made his Division I debut in the season-opening win vs. Elon and scored his first points as a Gator.



## CAREER STATS

Season	gp-gs	min/avg	Total		3-Point		F-Throws		Rebounds				Scoring							
			fg-fga	pct	fg-fga	pct	ft-fga	pct	off	def	tot	avg	pf	fo	ast	to	blk	stl	pts	avg
2021-22	18-0	145/8.1	11-24	.458	0-2	.000	7-14	.500	9	24	33	1.8	22	0	4	5	15	6	29	1.6
TOTAL	18-0	145/8.1	11-24	.458	0-2	.000	7-14	.500	9	24	33	1.8	22	0	4	5	15	6	29	1.6

## GAME-BY-GAME STATS

Opponent	Date	gs	min	Total		3-Pointers		Free throws		Rebounds				pf	a	t/o	blk	stl	pts	avg
				fg-fga	pct	3fg-fga	pct	ft-fga	pct	off	def	tot	avg							
ELON	11/09/21	9	1-2	.500	0-0	.000	0-0	.000	0	2	2	2.0	3	0	0	0	0	2	2.0	
vs California	11/22/21	4	0-0	.000	0-0	.000	0-0	.000	0	0	0	1.0	1	0	0	1	0	0	1.0	
TROY	11/28/21	6	0-2	.000	0-1	.000	0-0	.000	0	1	1	1.0	0	0	0	0	0	0	0.7	
TEXAS SOUTHERN	12/06/21	4	0-0	.000	0-0	.000	0-1	.000	1	0	1	1.0	1	0	1	1	0	0	0.5	
NORTH FLORIDA	12/08/21	6	0-2	.000	0-0	.000	0-1	.000	1	5	6	2.0	2	0	1	0	0	0	0.4	
vs Maryland	12/12/21	3	0-0	.000	0-0	.000	0-0	.000	0	0	0	1.7	0	0	0	0	0	0	0.3	
STONY BROOK	12/22/21	3	0-0	.000	0-0	.000	2-4	.500	0	1	1	1.6	0	0	0	0	1	2	0.6	
MISSISSIPPI ST.	01/19/22	16	1-2	.500	0-0	.000	0-0	.000	0	1	1	1.5	1	0	0	1	2	2	0.8	
VANDERBILT	01/22/22	9	1-2	.500	0-0	.000	0-0	.000	0	3	3	1.7	1	2	0	1	1	2	0.9	
at Ole Miss	01/24/22	11	1-2	.500	0-0	.000	1-2	.500	1	0	1	1.6	4	0	0	1	0	3	1.1	
at Tennessee	01/26/22	12	1-2	.500	0-0	.000	0-0	.000	1	3	4	1.8	1	0	1	2	0	2	1.2	
OKLAHOMA ST.	01/29/22	22	2-2	1.000	0-0	.000	4-6	.667	1	2	3	1.9	4	0	1	3	1	8	1.8	
at Missouri	02/02/22	19	0-3	.000	0-1	.000	0-0	.000	1	3	4	2.1	0	0	0	5	1	0	1.6	
OLE MISS	02/05/22	5	0-1	.000	0-0	.000	0-0	.000	0	1	1	2.0	0	0	0	0	0	0	1.5	
GEORGIA	02/09/22	3	0-0	.000	0-0	.000	0-0	.000	0	0	0	1.9	1	0	0	0	0	0	1.4	
at Kentucky	02/12/22	2	1-1	1.000	0-0	.000	0-0	.000	1	0	1	1.8	0	0	0	0	0	2	1.4	
at Georgia	02/26/22	3	0-0	.000	0-0	.000	0-0	.000	1	2	3	1.9	1	0	1	0	0	0	1.4	
at Vanderbilt	03/01/22	8	3-3	1.000	0-0	.000	0-0	.000	1	0	1	1.8	2	2	0	0	0	6	1.6	
Totals		0	145	11-24	.458	0-2	.000	7-14	.500	9	24	33	1.8	22	4	5	15	6	29	1.6

Games played: 18  
 Minutes/game: 8.1  
 Points/game: 1.6  
 FG Pct: 45.8  
 3FG Pct: 0.0  
 FT Pct: 50.0

Rebounds/game: 1.8  
 Assists/game: 0.2  
 Turnovers/game: 0.3  
 Assist/turnover ratio: 0.8  
 Steals/game: 0.3  
 Blocks/game: 0.8

## GAME HIGHS

**Points**  
 2021-22/Career 8, vs. Oklahoma State (1/29/22)

**Rebounds**  
 2021-22/Career 6, vs. North Florida (12/8/21)

**Field Goals**  
 2021-22/Career 3, at Vanderbilt (3/1/22)

**Field Goal Attempts**  
 2021-22/Career 3, 2x, last at Vanderbilt (3/1/22)

**3-Point Field Goals**  
 2021-22/Career ---

**3-Point FG Attempts**  
 2021-22/Career 1, 2x, last at Missouri (2/2/22)

**Free Throws**  
 2021-22/Career 4, vs. Oklahoma State (1/29/22)

**Free Throw Attempts**  
 2021-22/Career 6, vs. Oklahoma State (1/29/22)

**Assists**  
 2021-22/Career 2, 2x, last at Vanderbilt (3/1/22)

**Steals**  
 2021-22/Career 2, vs. Mississippi State (1/19/22)

**Blocked Shots**  
 2021-22/Career 5, at Missouri (2/2/22)

**Minutes Played**  
 2021-22/Career 22, vs. Oklahoma State (1/29/22)

## GATKEK VS. KENTUCKY

Opponent	Date	GS	Min	FG	FGA	Pct	3FG	FGA	Pct	FT	FTA	Pct	Off	Def	Tot	PF	FO	A	TO	Blk	Stl	Pts
at Kentucky	02/12/22		2	1	1	1.000	0	0	.000	0	0	.000	1	0	1	0	0	0	0	0	0	2





# #44 NIELS LANE

SOPHOMORE\* | G | 6-5 | 206 | FREEHOLD, N.J. | ROSELLE CATHOLIC

## OVERVIEW

- Slashing wing who can finish at the rim, and an explosive athlete who defends and rebounds his position well.
- Appeared in 14 games during his freshman season and had his biggest game in the Gators' win vs. sixth-ranked Tennessee.

## 2021-22 HIGHLIGHTS

- Had his best performance of the season in the comeback win vs. Oklahoma State, posting a +14 plus-minus in 13 minutes of action with a pair of blocked shots.
- Made his first career start in the win vs. Ole Miss, playing a career-high 29 minutes.



## CAREER STATS

Season	gp-gs	min/avg	Total		3-Point		F-Throws		Rebounds					Scoring						
			fg-fga	pct	fg-fga	pct	ft-fa	pct	off	def	tot	avg	pf	fo	ast	to	blk	stl	pts	avg
2020-21	14-0	80/5.7	5-19	.263	0-7	.000	5-6	.833	2	8	10	0.7	6	0	4	0	1	2	15	1.1
2021-22	17-3	234/13.8	10-25	.400	0-5	.000	11-15	.733	7	19	26	1.5	27	1	8	11	5	5	31	1.8
TOTAL	31-3	314/10.1	15-44	.341	0-12	.000	16-21	.762	9	27	36	1.2	33	1	12	11	6	7	46	1.5

## GAME-BY-GAME STATS

Opponent	Date	gs	min	Total		3-Pointers		Free throws		Rebounds				pf	a	t/o	blk	stl	pts	avg
				fg-fga	pct	3fg-fga	pct	ft-fa	pct	off	def	tot	avg							
ELON	11/09/21	9	0-1	.000	0-1	.000	0-4	.000	0	1	1	1.0	0	1	1	0	0	0	0	0.0
FLORIDA ST.	11/14/21	3	0-0	.000	0-0	.000	0-0	.000	0	0	0	0.5	0	0	0	0	0	0	0	0.0
MILWAUKEE	11/18/21	5	0-1	.000	0-0	.000	2-2	1.000	0	0	0	0.3	1	0	0	0	0	2	0.7	
vs California	11/22/21	8	1-1	1.000	0-0	.000	0-0	.000	0	1	1	0.5	2	0	4	0	0	2	1.0	
TROY	11/28/21	5	0-0	.000	0-0	.000	2-2	1.000	0	3	3	1.0	0	1	1	0	0	2	1.2	
NORTH FLORIDA	12/08/21	11	1-4	.250	0-1	.000	0-0	.000	0	1	1	1.0	2	0	0	1	0	2	1.3	
STONY BROOK	12/22/21	4	0-1	.000	0-0	.000	0-0	.000	1	0	1	1.0	1	0	1	0	0	0	1.1	
OKLAHOMA ST.	01/29/22	13	0-1	.000	0-1	.000	0-0	.000	0	0	0	0.9	1	0	0	2	1	0	1.0	
at Missouri	02/02/22	18	0-0	.000	0-0	.000	0-0	.000	0	1	1	0.9	5	0	1	0	0	0	0.9	
OLE MISS	02/05/22	* 28	0-1	.000	0-0	.000	0-0	.000	1	2	3	1.1	4	0	0	0	1	0	0.8	
GEORGIA	02/09/22	* 17	1-1	1.000	0-0	.000	0-0	.000	0	2	2	1.2	2	0	0	0	1	2	0.9	
at Kentucky	02/12/22	* 18	1-1	1.000	0-0	.000	1-1	1.000	0	1	1	1.2	3	0	2	0	0	3	1.1	
at Texas A&M	02/15/22	21	1-3	.333	0-0	.000	4-4	1.000	3	2	5	1.5	1	3	1	0	0	6	1.5	
AUBURN	02/19/22	20	0-3	.000	0-2	.000	0-0	.000	0	1	1	1.4	1	0	0	0	1	0	1.4	
ARKANSAS	02/22/22	6	1-1	1.000	0-0	.000	0-0	.000	0	0	0	1.3	0	1	0	0	0	2	1.4	
at Georgia	02/26/22	22	1-3	.333	0-0	.000	2-2	1.000	2	3	5	1.6	2	2	0	1	0	4	1.6	
at Vanderbilt	03/01/22	26	3-3	1.000	0-0	.000	0-0	.000	0	1	1	1.5	2	0	0	1	1	6	1.8	
Totals		3	234	10-25	.400	0-5	.000	11-15	.733	7	19	26	1.5	27	8	11	5	5	31	1.8

Games played: 17  
 Minutes/game: 13.8  
 Points/game: 1.8  
 FG Pct: 40.0  
 3FG Pct: 0.0  
 FT Pct: 73.3

Rebounds/game: 1.5  
 Assists/game: 0.5  
 Turnovers/game: 0.6  
 Assist/turnover ratio: 0.7  
 Steals/game: 0.3  
 Blocks/game: 0.3

## GAME HIGHS

**Points**  
 2021-22 6, 2x, last at Vanderbilt (3/1/22)  
 Career 6, 4x, last at Vanderbilt (3/1/22)

**Rebounds**  
 2021-22 5, 2x, last at Georgia (2/26/22)  
 Career 5, 3x, last at Georgia (2/26/22)

**Field Goals**  
 2021-22/Career 3, at Vanderbilt (3/1/22)

**Field Goal Attempts**  
 2021-22 4, vs. North Florida (12/8/21)  
 Career 7, vs. Tennessee (1/19/21)

**3-Point Field Goals**  
 2021-22/Career ---

**3-Point FG Attempts**  
 2021-22 2, vs. Auburn (2/19/22)  
 Career 3, vs. Tennessee (1/19/21)

**Free Throws**  
 2021-22/Career 4, at Texas A&M (2/15/22)

**Free Throw Attempts**  
 2021-22/Career 4, 2x, last at Texas A&M (2/15/22)

**Assists**  
 2021-22/Career 3, at Texas A&M (2/15/22)

**Steals**  
 2021-22 1, 5x, last at Vanderbilt (3/1/22)  
 Career 1, 7x, last at Vanderbilt (3/1/22)

**Blocked Shots**  
 2021-22/Career 2, vs. Oklahoma State (1/29/22)

**Minutes Played**  
 2021-22/Career 29, vs. Ole Miss (2/5/22)

## LANE VS. KENTUCKY (1.5 PPG, 0.5 RPG)

Opponent	Date	GS	Min	FG	FGA	Pct	3FG	FGA	Pct	FT	FTA	Pct	Off	Def	Tot	PF	FO	A	TO	Blk	Stl	Pts
KENTUCKY	01/09/21	2	0	0	.000	0	0	.000	0	0	.000	0	0	0	0	0	0	0	0	0	0	0
at Kentucky	02/12/22	* 18	1	1	1.000	0	0	.000	1	1	1.000	0	1	1	3	0	0	2	0	0	0	3
Totals	2 Games	1	20	1	1	1.000	0	0	.000	1	1	1.000	0	1	1	3	0	0	2	0	0	3





















# 2021-22 MISCELLANEOUS STATS

## TIMES LED UP IN SCORING

<i>Includes times co-led</i>	Season	Career
Colin Castleton	13	19
Phlandrous Fleming Jr.	7	7
Tyree Appleby	6	10
Myreon Jones	4	4
Anthony Duruji	3	4
Jason Jitoboh	1	1
Brandon McKissic	1	1
Kowacie Reeves	1	1
Keyontae Johnson	0	18

## TIMES LED UP IN REBOUNDING

<i>Includes times co-led</i>	Season	Career
Colin Castleton	20	30
Phlandrous Fleming Jr.	6	6
Jason Jitoboh	3	3
Anthony Duruji	2	5
Myreon Jones	1	1
Brandon McKissic	1	1
Keyontae Johnson	0	26

## TIMES LED UP IN ASSISTS

<i>Includes times co-led</i>	Season	Career
Tyree Appleby	17	26
Phlandrous Fleming Jr.	6	6
Myreon Jones	6	6
Colin Castleton	3	5
Anthony Duruji	3	3
Brandon McKissic	2	2
Niels Lane	1	1
Keyontae Johnson	0	3

## DOUBLE-FIGURE SCORING GAMES

	Season	Career
Colin Castleton	23	38
Tyree Appleby	19	34
Phlandrous Fleming Jr.	17	17
Myreon Jones	13	13
Anthony Duruji	9	12
Brandon McKissic	5	5
CJ Felder	3	3
Kowacie Reeves	3	3
Jason Jitoboh	2	2
Keyontae Johnson	0	37

## 20-POINT GAMES

	Season	Career
Colin Castleton	3	7
Tyree Appleby	3	4
Phlandrous Fleming Jr.	2	2
Myreon Jones	2	2
Anthony Duruji	1	1
Keyontae Johnson	0	8

## 30-POINT GAMES

	Season	Career
None		

## DOUBLE-FIGURE REBOUNDING GAMES

	Season	Career
Colin Castleton	9	12
Phlandrous Fleming Jr.	1	1
Jason Jitoboh	1	1
Keyontae Johnson	0	14
Anthony Duruji	0	1

## DOUBLE-FIGURE ASSIST GAMES

	Season	Career
Tyree Appleby	1	1

## DOUBLE-DOUBLES

	Season	Career
Colin Castleton	8	11
Tyree Appleby	1	1
Phlandrous Fleming Jr.	1	1
Keyontae Johnson	0	13

## TRIPLE-DOUBLES

	Season	Career
None		

## DUNKS (TOTAL: 86)

	Season	Career
Colin Castleton	26	47
Anthony Duruji	19	39
Phlandrous Fleming Jr.	11	11
CJ Felder	9	9
Jason Jitoboh	6	9
Toungthach Gatkek	4	4
Myreon Jones	4	4
Niels Lane	3	3
Tyree Appleby	2	2
Elijah Kennedy	1	1
Kowacie Reeves	1	1
Keyontae Johnson	0	53

## CHARGES DRAWN (TOTAL: 39)

	Season	Career
Myreon Jones	11	11
Brandon McKissic	9	9
Tyree Appleby	8	11
Phlandrous Fleming Jr.	8	8
Kowacie Reeves	3	3
Colin Castleton	1	1
Keyontae Johnson	0	25

## POINT DISTRIBUTION (%)

Freshmen	141	6.6%
Sophomores	60	2.8%
Juniors	177	8.3%
Seniors	1,744	82.2%
<b>TOTAL</b>	<b>2,122</b>	

## TECHNICAL FOULS

Opponents	5
Florida	6

## SHOT CLOCK VIOLATIONS

Forced	27
Committed	9

## 10-SECOND VIOLATIONS

Forced	4
Committed	0

## FIRST OFF THE BENCH

<i>Includes all if multiple players enter</i>	Season	Career
Phlandrous Fleming Jr.	9	9
CJ Felder	8	8
Tyree Appleby	4	8
Myreon Jones	4	4
Brandon McKissic	4	4
Jason Jitoboh	3	8
Toungthach Gatkek	2	2
Kowacie Reeves	2	2
Anthony Duruji	1	2
Niels Lane	1	2
Keyontae Johnson	0	9
Colin Castleton	0	2

## SCORED UF'S FIRST POINTS

	Season	Career
Colin Castleton	8	10
Tyree Appleby	6	9
Phlandrous Fleming Jr.	5	5
Kowacie Reeves	4	4
Anthony Duruji	3	6
Myreon Jones	2	2
CJ Felder	1	1
Jason Jitoboh	1	1
Keyontae Johnson	0	10

## HOW UF'S FIRST POINTS SCORED

3-Pointer	10
Layup	9
Jump Shot	6
Free Throw	4
Dunk	1

## 3-POINT PLAY OPPORTUNITIES

<i>Ordered by most conversions</i>	Season	Career
Anthony Duruji	9-9	11-12
Colin Castleton	4-9	8-15
Tyree Appleby	2-2	5-6
Jason Jitoboh	2-2	2-2
Myreon Jones	2-2	2-2
Phlandrous Fleming Jr.	2-3	2-3
Niels Lane	1-1	2-2
Kowacie Reeves	1-1	1-1
CJ Felder	1-2	1-2
Brandon McKissic	1-4	1-4
Keyontae Johnson	0-0	16-22
<b>TOTALS</b>	<b>25-35</b>	<b>51-71</b>
	<b>.714</b>	<b>.718</b>

## 4-POINT PLAY OPPORTUNITIES

<i>Ordered by most conversions</i>	Season	Career
Tyree Appleby	2-2	3-3
Myreon Jones	1-1	1-1
<b>TOTALS</b>	<b>3-3</b>	<b>4-4</b>

## 3-POINTER STREAK - TEAM

Florida:	173 (at SC, 1/18/17)
Opponents:	784 (FAMU,12/4/99)

## PLAYERS IN DOUBLE FIGURES

Players	Games
1	2
2	6
3	9
4	12
5	0
6	1

## RUNS OF 10-0 OR BETTER

Run	Occurrences
10-0	5
11-0	3
12-0	2
13-0	5
14-0	2
15-0	1
16-0	1

Largest run: 16-0, 11/18/21 vs. Milwaukee

# 2021-22 MISCELLANEOUS STATS

## LINEUPS AND RECORD

(Listed by position 1-5; Ordered by most wins)

Appleby, McKissic, Jones, Duruji, Castleton	6-3
Appleby, McKissic, Reeves, Fleming, Duruji	2-0
Appleby, Fleming, Lane, Duruji, Castleton	2-1
McKissic, Fleming, Reeves, Duruji, Jitoboh	2-1
Appleby, Jones, Fleming, Duruji, Castleton	2-1
Appleby, Jones, Fleming, Felder, Castleton	2-1
Appleby, McKissic, Fleming, Duruji, Castleton	1-0
McKissic, Fleming, Reeves, Duruji, Castleton	1-0
McKissic, Jones, Fleming, Duruji, Castleton	1-2
Appleby, Jones, Reeves, Duruji, Castleton	0-1
Appleby, McKissic, Reeves, Duruji, Jitoboh	0-1

## STREAKS

Streak stats below are consecutive team games; i.e., a player's streak starts over if he misses a game.

## GAMES PLAYED

Appleby 55, Fleming 30, McKissic 30, Reeves 20, Jones 18, Felder 11, Lane 10, Castleton 8, Gatkek 2

## STARTS

Appleby 11, Fleming 10, Castleton 8, Jones 5, Felder 2

## GAMES SCORED

Fleming 17, Castleton 8, McKissic 6, Appleby 5, Lane 3, Jones 2, Reeves 2, Felder 1, Gatkek 1

## GAMES WITH A 3-POINTER

Appleby 5, Fleming 5, McKissic 5, Jones 2, Reeves 2

## GAMES WITH A REBOUND

Fleming 21, Castleton 8, Jones 5, Gatkek 2, Lane 2, Reeves 2, Appleby 1, Felder 1

## GAMES WITH AN ASSIST

Appleby 20, Fleming 6, Castleton 4, Jones 2, Lane 2, Gatkek 1

## CONSECUTIVE MADE FREE THROWS

	Active	Season High
Niels Lane	11	11
Kowacie Reeves	7	7
Tyree Appleby	6	24
Phlandrous Fleming Jr.	5	13
Anthony Duruji	5	9
Colin Castleton	4	12
Myreon Jones	3	10
Jason Jitoboh	1	3
Brandon McKissic	0	6
CJ Felder	0	4
Tuongthach Gatkek	0	2
Elijah Kennedy	0	1

## SCORING MARGIN

<b>Largest Lead:</b>	41 vs. Troy, 11/28/21
<b>Largest Deficit:</b>	21, at Kentucky, 2/12/22
<b>Largest Deficit Overcome:</b>	16, vs. Oklahoma State, 1/29/22
<b>Largest Lead Lost:</b>	13, at Tennessee, 1/26/22
<b>Largest Margin of Victory:</b>	39, vs. Troy, 11/28/21
<b>Largest Margin of Defeat:</b>	21, at Kentucky, 2/12/22

## SITUATIONAL RECORDS

	2021-22	Under White
Scoring First	14-9	91-45
Leading at Half	14-2	113-28
Trailing at Half	5-7	25-52
Tied at Half	0-2	4-6
Leading with 5:00 Left	15-1	127-13
Trailing with 5:00 Left	4-10	13-70
Tied with 5:00 Left	0-0	2-3
In Overtime	1-0	8-3
In Double Overtime	0-0	2-0
When UF Outrebounds Opponent	8-1	77-25
When UF is Outrebounded	11-7	56-55
When Rebounds are the Same	0-3	8-6
When UF Commits More Turnovers	3-5	30-36
When UF Forces More Turnovers	16-5	99-46
When Turnovers are the Same	0-1	11-5
When UF Has More Free Throw Attempts	12-5	90-32
When Opponent Has More Free Throw Attempts	6-6	44-47
When Free Throw Attempts are the Same	1-0	8-7
When UF Shoots 45% or Better from the Field	8-1	84-11
When UF Shoots Less Than 45% from the Field	11-10	58-74
When Opponent Shoots 45% or Better from the Field	7-9	25-52
When Opponent Shoots Less Than 45% from the Field	12-2	117-34
When UF Shoots Same or Better Than Opponent from the Field	13-1	117-14
When Opponent Shoots Better Than UF from the Field	6-10	25-72
When UF Shoots 40% or Better from 3-Point Range	6-1	51-14
When UF Shoots Less Than 40% from 3-Point Range	13-10	88-71
When UF Shoots Better Than Opponent from 3-Point Range	12-2	94-20
When UF Shoots 75% or Better from the Line	12-7	63-36
When UF Shoots Less Than 75% from the Line	7-4	79-49
When UF Bench Equals or Outscores Opponent's	10-6	97-47
When Opponent Bench Outscores UF's	9-5	44-41
Following a UF win	12-6	83-58
Following a UF loss	5-5	53-26
When 3 or More Players Score in Double Figures	17-5	122-53
When 4 or More Players Score in Double Figures	10-3	71-22
When 5 or More Players Score in Double Figures	1-0	23-1
In White Uniforms	11-3	87-37
In Blue Uniforms	4-5	29-26
In Orange Uniforms	1-1	16-16
In Black Uniforms	3-2	10-7
In November	6-0	32-8
In December	3-3	24-15
In January	4-5	36-24
In February	5-3	33-21
In March	1-0	17-18
On Sunday	2-1	8-9
On Monday	1-2	4-3
On Tuesday	2-2	27-18
On Wednesday	6-4	28-15
On Thursday	1-0	17-0
On Friday	0-0	12-6
On Saturday	7-2	46-36



## 2021-22 Florida Men's Basketball Combined Team Statistics All games

### Game Records

Record	Overall	Home	Away	Neutral
ALL GAMES	19-11	12-4	4-6	3-1
CONFERENCE	9-8	5-3	4-5	0-0
NON-CONFERENCE	10-3	7-1	0-1	3-1

### Score by Periods

Team	1st	2nd	OT	TOT
Florida	1015	1093	14	2122
Opponents	915	1037	9	1961

### Team Box Score

No.	Player	Total					3-Point		F-Throw		Rebounds				PF		DQ		A		TO		BLK		STL		PTS		AVG	
		GP-GS	MIN	AVG	FG-FGA	FG%	3FG-3FGA	3FG%	FT-FTA	FT%	OFF	DEF	TOT	AVG	PF	DQ	A	TO	BLK	STL	PTS	AVG								
12	CASTLETON, Colin	24-24	713:45	29.7	142-263	.540	0-8	.000	103-145	.710	74	143	217	9.0	50	1	40	55	60	18	387	16.1								
22	APPLEBY, Tyree	30-23	835:14	27.8	91-241	.378	59-168	.351	100-115	.870	2	59	61	2.0	55	0	114	76	2	40	341	11.4								
24	FLEMING JR., Phlandrous	30-19	813:07	27.1	106-272	.390	39-119	.328	75-96	.781	53	74	127	4.2	48	0	60	49	20	43	326	10.9								
0	JONES, Myreon	29-19	809:42	27.9	88-235	.374	59-170	.347	29-40	.725	12	66	78	2.7	32	0	47	35	5	35	264	9.1								
4	DURUJI, Anthony	28-27	700:35	25.0	91-168	.542	21-61	.344	42-56	.750	41	76	117	4.2	78	1	31	45	16	28	245	8.8								
23	MCKISSIC, Brandon	30-20	719:46	24.0	64-171	.374	27-104	.260	26-47	.553	18	62	80	2.7	61	0	50	39	3	33	181	6.0								
14	REEVES, Kowacie	25-8	358:16	14.3	34-98	.347	23-71	.324	19-23	.826	9	20	29	1.2	19	0	8	15	4	9	110	4.4								
33	JITBOBH, Jason	18-4	190:53	10.6	31-49	.633	0-1	.000	11-16	.688	21	22	43	2.4	36	2	7	6	11	6	73	4.1								
1	FELDER, CJ	29-3	361:09	12.5	41-75	.547	14-36	.389	8-17	.471	31	38	69	2.4	38	0	11	15	19	13	104	3.6								
44	LANE, Niels	17-3	235:49	13.9	10-25	.400	0-5	.000	11-15	.733	7	19	26	1.5	26	0	8	11	5	5	31	1.8								
32	GATKEK, Tuongthach	18-0	143:26	8.0	11-24	.458	0-2	.000	7-14	.500	9	24	33	1.8	22	0	4	5	15	6	29	1.6								
10	KENNEDY, Elijah	21-0	139:38	6.6	12-58	.207	6-39	.154	1-2	.500	0	16	16	0.8	7	0	6	9	1	9	31	1.5								
3	KLATSKY, Alex	6-0	09:36	1.6	0-2	.000	0-2	.000	0-0	.000	1	0	1	0.2	0	0	0	0	0	0	0	0.0								
Team											48	55	103							9										
<b>Total</b>		<b>30</b>	<b>6031</b>		<b>721-1681</b>	<b>.429</b>	<b>248-786</b>	<b>.316</b>	<b>432-586</b>	<b>.737</b>	<b>326</b>	<b>674</b>	<b>1000</b>	<b>33.3</b>	<b>472</b>	<b>4</b>	<b>386</b>	<b>369</b>	<b>161</b>	<b>245</b>	<b>2122</b>	<b>70.7</b>								
<b>Opponents</b>		<b>30</b>	<b>6025</b>		<b>724-1660</b>	<b>.436</b>	<b>177-549</b>	<b>.322</b>	<b>336-480</b>	<b>.700</b>	<b>330</b>	<b>710</b>	<b>1040</b>	<b>34.7</b>	<b>529</b>	<b>10</b>	<b>346</b>	<b>439</b>	<b>84</b>	<b>218</b>	<b>1961</b>	<b>65.4</b>								

### Team Statistics

	UF	OPP
<b>Scoring</b>	<b>2122</b>	<b>1961</b>
Points per game	70.7	65.4
Scoring margin	+5.4	-
<b>Field goals-att</b>	<b>721-1681</b>	<b>724-1660</b>
Field goal pct	.429	.436
<b>3 point fg-att</b>	<b>248-786</b>	<b>177-549</b>
3-point FG pct	.316	.322
3-pt FG made per game	8.3	5.9
<b>Free throws-att</b>	<b>432-586</b>	<b>336-480</b>
Free throw pct	.737	.700
F-Throws made per game	14.4	11.2
<b>Rebounds</b>	<b>1000</b>	<b>1040</b>
Rebounds per game	33.3	34.7
Rebounding margin	-1.3	-
<b>Assists</b>	<b>386</b>	<b>346</b>
Assists per game	12.9	11.5
<b>Turnovers</b>	<b>369</b>	<b>439</b>
Turnovers per game	12.3	14.6
Turnover margin	+2.3	-
Assist/turnover ratio	1.0	0.8
<b>Steals</b>	<b>245</b>	<b>218</b>
Steals per game	8.2	7.3
<b>Blocks</b>	<b>161</b>	<b>84</b>
Blocks per game	5.4	2.8
<b>Winning streak</b>	<b>2</b>	<b>-</b>
Home win streak	0	-
<b>Attendance</b>	<b>150718</b>	<b>99195</b>
Home games-Avg/Game	16-9420	10-9920
Neutral site-Avg/Game	-	4-3531

### Team Results

Date	Opponent	Score	Att.
11/09/2021	Elon	W 74-61	9275
11/14/2021	Florida St.	W 71-55	10011
11/18/2021	Milwaukee	W 81-45	8223
11/22/2021	vs California	W 80-60	3500
11/24/2021	vs Ohio St.	W 71-68	3500
11/28/2021	Troy	W 84-45	8875
12/01/2021	at Oklahoma	L 67-74	9539
12/06/2021	Texas Southern	L 54-69	7623
12/08/2021	North Florida	W 85-55	7705
12/12/2021	vs Maryland	L 68-70	7124
12/18/2021	vs South Fla.	W 66-55	0
12/22/2021	Stony Brook	W 87-62	8063
01/05/2022	Alabama	L 70-83	10210
01/08/2022	at Auburn	L 73-85	9121
01/12/2022	LSU	L 58-64	10110
01/15/2022	at South Carolina	W 71-63	10813
01/19/2022	Mississippi St.	W 80-72	10008
01/22/2022	Vanderbilt	W 61-42	10345
01/24/2022	at Ole Miss	L 54-70	6273
01/26/2022	at Tennessee	L 71-78	20789
01/29/2022	Oklahoma St.	W 81-72	10056
02/02/2022	at Missouri	W 66-65	300
02/05/2022	Ole Miss	Wot 62-57	10007
02/09/2022	Georgia	W 72-63	9929
02/12/2022	at Kentucky	L 57-78	20383
02/15/2022	at Texas A&M	L 55-56	6349
02/19/2022	Auburn	W 63-62	11255
02/22/2022	Arkansas	L 74-82	9023
02/26/2022	at Georgia	W 84-72	9070
03/01/2022	at Vanderbilt	W 82-78	6558



## 2021-22 Florida Men's Basketball Combined Team Statistics In Conference games

### Game Records

Record	Overall	Home	Away	Neutral
ALL GAMES	9-8	5-3	4-5	0-0
CONFERENCE	9-8	5-3	4-5	0-0
NON-CONFERENCE	0-0	0-0	0-0	0-0

### Score by Periods

Team	1st	2nd	OT	TOT
Florida	541	598	14	1153
Opponents	544	617	9	1170

### Team Box Score

No.	Player	Total			3-Point		F-Throw		Rebounds				PF DQ A TO BLK STL PTS AVG									
		GP-GS	MIN	AVG	FG-FGA	FG%	3FG-3FGA	3FG%	FT-FTA	FT%	OFF	DEF	TOT	AVG	PF	DQ	A	TO	BLK	STL	PTS	AVG
12	CASTLETON, Colin	12-12	392:05	32.7	78-138	.565	0-3	.000	54-67	.806	36	69	105	8.8	24	0	18	24	30	9	210	17.5
22	APPLEBY, Tyree	17-13	476:57	28.1	52-140	.371	37-101	.366	59-69	.855	2	31	33	1.9	32	0	73	46	1	18	200	11.8
24	FLEMING JR., Phlandrous	17-13	493:22	29.0	58-162	.358	23-78	.295	31-43	.721	29	49	78	4.6	29	0	39	30	10	27	170	10.0
0	JONES, Myreon	17-8	445:52	26.2	49-128	.383	39-103	.379	14-22	.636	4	34	38	2.2	20	0	24	19	4	15	151	8.9
4	DURUJI, Anthony	15-14	380:59	25.4	47-89	.528	10-36	.278	22-28	.786	15	47	62	4.1	43	1	15	31	7	13	126	8.4
33	JITOBHOH, Jason	8-4	116:14	14.5	18-25	.720	0-0	.000	6-9	.667	9	17	26	3.3	17	0	2	2	7	4	42	5.3
23	MCKISSIC, Brandon	17-8	367:33	21.6	33-84	.393	12-50	.240	8-23	.348	6	34	40	2.4	35	0	27	20	2	11	86	5.1
14	REEVES, Kowacie	17-7	255:09	15.0	22-63	.349	17-50	.340	14-18	.778	4	12	16	0.9	15	0	6	7	4	3	75	4.4
1	FELDER, CJ	16-3	186:07	11.6	19-38	.500	6-18	.333	4-11	.364	16	16	32	2.0	21	0	3	10	10	3	48	3.0
44	LANE, Niels	9-3	176:16	19.6	8-16	.500	0-2	.000	7-7	1.000	6	13	19	2.1	19	0	6	4	2	4	23	2.6
32	GATKEK, Tuongthach	10-0	88:06	8.8	8-16	.500	0-1	.000	1-2	.500	6	13	19	1.9	11	0	4	2	10	4	17	1.7
10	KENNEDY, Elijah	9-0	45:50	5.1	2-19	.105	1-15	.067	0-0	.000	0	3	3	0.3	6	0	2	1	0	4	5	0.6
3	KLATSKY, Alex	1-0	00:30	0.5	0-0	.000	0-0	.000	0-0	.000	0	0	0	0.0	0	0	0	0	0	0	0	0.0
Team											26	28	54					6				
<b>Total</b>		<b>17</b>	<b>3425</b>		<b>394-918</b>	<b>.429</b>	<b>145-457</b>	<b>.317</b>	<b>220-299</b>	<b>.736</b>	<b>159</b>	<b>366</b>	<b>525</b>	<b>30.9</b>	<b>272</b>	<b>1</b>	<b>219</b>	<b>202</b>	<b>87</b>	<b>115</b>	<b>1153</b>	<b>67.8</b>
<b>Opponents</b>		<b>17</b>	<b>3425</b>		<b>422-964</b>	<b>.438</b>	<b>117-350</b>	<b>.334</b>	<b>209-278</b>	<b>.752</b>	<b>206</b>	<b>402</b>	<b>608</b>	<b>35.8</b>	<b>294</b>	<b>5</b>	<b>220</b>	<b>215</b>	<b>47</b>	<b>120</b>	<b>1170</b>	<b>68.8</b>

### Team Statistics

	UF	OPP
<b>Scoring</b>	<b>1153</b>	<b>1170</b>
Points per game	67.8	68.8
Scoring margin	-1.0	-
<b>Field goals-att</b>	<b>394-918</b>	<b>422-964</b>
Field goal pct	.429	.438
<b>3 point fg-att</b>	<b>145-457</b>	<b>117-350</b>
3-point FG pct	.317	.334
3-pt FG made per game	8.5	6.9
<b>Free throws-att</b>	<b>220-299</b>	<b>209-278</b>
Free throw pct	.736	.752
F-Throws made per game	12.9	12.3
<b>Rebounds</b>	<b>525</b>	<b>608</b>
Rebounds per game	30.9	35.8
Rebounding margin	-4.9	-
<b>Assists</b>	<b>219</b>	<b>220</b>
Assists per game	12.9	12.9
<b>Turnovers</b>	<b>202</b>	<b>215</b>
Turnovers per game	11.9	12.6
Turnover margin	+0.8	-
Assist/turnover ratio	1.1	1.0
<b>Steals</b>	<b>115</b>	<b>120</b>
Steals per game	6.8	7.1
<b>Blocks</b>	<b>87</b>	<b>47</b>
Blocks per game	5.1	2.8
<b>Winning streak</b>	<b>2</b>	<b>-</b>
Home win streak	0	-
<b>Attendance</b>	<b>80887</b>	<b>89656</b>
Home games-Avg/Game	8-10111	9-9962
Neutral site-Avg/Game	-	0-0

### Team Results

Date	Opponent		Score	Att.
01/05/2022	Alabama	L	70-83	10210
01/08/2022	at Auburn	L	73-85	9121
01/12/2022	LSU	L	58-64	10110
01/15/2022	at South Carolina	W	71-63	10813
01/19/2022	Mississippi St.	W	80-72	10008
01/22/2022	Vanderbilt	W	61-42	10345
01/24/2022	at Ole Miss	L	54-70	6273
01/26/2022	at Tennessee	L	71-78	20789
02/02/2022	at Missouri	W	66-65	300
02/05/2022	Ole Miss	Wot	62-57	10007
02/09/2022	Georgia	W	72-63	9929
02/12/2022	at Kentucky	L	57-78	20383
02/15/2022	at Texas A&M	L	55-56	6349
02/19/2022	Auburn	W	63-62	11255
02/22/2022	Arkansas	L	74-82	9023
02/26/2022	at Georgia	W	84-72	9070
03/01/2022	at Vanderbilt	W	82-78	6558



**2021-22 Florida Men's Basketball  
Category Leaders  
All games**

**Points**

##	Player	G	Pts	Pts/G
12	Castleton, Colin	24	387	16.1
22	Appleby, Tyree	30	341	11.4
24	Fleming Jr., Phlandrous	30	326	10.9
0	Jones, Myreon	29	264	9.1
4	Duruji, Anthony	28	245	8.8
23	McKissic, Brandon	30	181	6.0
14	Reeves, Kowacie	25	110	4.4
1	Felder, CJ	29	104	3.6
33	Jitoboh, Jason	18	73	4.1
44	Lane, Niels	17	31	1.8
10	Kennedy, Elijah	21	31	1.5
32	Gatkek, Tuongthach	18	29	1.6

**Scoring Average**

##	Player	G	Pts	Pts/G
12	Castleton, Colin	24	387	16.1
22	Appleby, Tyree	30	341	11.4
24	Fleming Jr., Phlandrous	30	326	10.9
0	Jones, Myreon	29	264	9.1
4	Duruji, Anthony	28	245	8.8
23	McKissic, Brandon	30	181	6.0
14	Reeves, Kowacie	25	110	4.4
33	Jitoboh, Jason	18	73	4.1
1	Felder, CJ	29	104	3.6
44	Lane, Niels	17	31	1.8
32	Gatkek, Tuongthach	18	29	1.6
10	Kennedy, Elijah	21	31	1.5

**Field Goal Percentage**

##	Player	FG	Att	Pct
33	Jitoboh, Jason	31	49	.633
1	Felder, CJ	41	75	.547
4	Duruji, Anthony	91	168	.542
12	Castleton, Colin	142	263	.540
32	Gatkek, Tuongthach	11	24	.458
44	Lane, Niels	10	25	.400
24	Fleming Jr., Phlandrous	106	272	.390
22	Appleby, Tyree	91	241	.378
0	Jones, Myreon	88	235	.374
23	McKissic, Brandon	64	171	.374
14	Reeves, Kowacie	34	98	.347
10	Kennedy, Elijah	12	58	.207

**Field Goal Attempts**

##	Player	G	Att	Att/G
24	Fleming Jr., Phlandrous	30	272	9.1
12	Castleton, Colin	24	263	11.0
22	Appleby, Tyree	30	241	8.0
0	Jones, Myreon	29	235	8.1
23	McKissic, Brandon	30	171	5.7

**Field Goals Made**

##	Player	G	Made	Made/G
12	Castleton, Colin	24	142	5.9
24	Fleming Jr., Phlandrous	30	106	3.5
22	Appleby, Tyree	30	91	3.0
4	Duruji, Anthony	28	91	3.3
0	Jones, Myreon	29	88	3.0

**3-Point FG Percentage**

##	Player	3FG	Att	Pct
1	Felder, CJ	14	36	.389
22	Appleby, Tyree	59	168	.351
0	Jones, Myreon	59	170	.347
4	Duruji, Anthony	21	61	.344
24	Fleming Jr., Phlandrous	39	119	.328
14	Reeves, Kowacie	23	71	.324
23	McKissic, Brandon	27	104	.260
10	Kennedy, Elijah	6	39	.154

**3-Point FG Attempts**

##	Player	G	Att	Att/G
0	Jones, Myreon	29	170	5.9
22	Appleby, Tyree	30	168	5.6
24	Fleming Jr., Phlandrous	30	119	4.0
23	McKissic, Brandon	30	104	3.5
14	Reeves, Kowacie	25	71	2.8

**3-Point FG Made**

##	Player	G	Made	Made/G
22	Appleby, Tyree	30	59	2.0
0	Jones, Myreon	29	59	2.0
24	Fleming Jr., Phlandrous	30	39	1.3
23	McKissic, Brandon	30	27	0.9
14	Reeves, Kowacie	25	23	0.9



**2021-22 Florida Men's Basketball  
Category Leaders  
All games**

**Free Throw Percentage**

##	Player	Made	Att	Pct
22	Appleby, Tyree	100	115	.870
14	Reeves, Kowacie	19	23	.826
24	Fleming Jr., Phlandrous	75	96	.781
4	Duruji, Anthony	42	56	.750
44	Lane, Niels	11	15	.733
0	Jones, Myreon	29	40	.725
12	Castleton, Colin	103	145	.710
33	Jitoboh, Jason	11	16	.688
23	McKissic, Brandon	26	47	.553
32	Gatkek, Tuongthach	7	14	.500
10	Kennedy, Elijah	1	2	.500
1	Felder, CJ	8	17	.471

**Free Throw Attempts**

##	Player	G	Att	Att/G
12	Castleton, Colin	24	145	6.0
22	Appleby, Tyree	30	115	3.8
24	Fleming Jr., Phlandrous	30	96	3.2
4	Duruji, Anthony	28	56	2.0
23	McKissic, Brandon	30	47	1.6

**Free Throws Made**

##	Player	G	Made	Made/G
12	Castleton, Colin	24	103	4.3
22	Appleby, Tyree	30	100	3.3
24	Fleming Jr., Phlandrous	30	75	2.5
4	Duruji, Anthony	28	42	1.5
0	Jones, Myreon	29	29	1.0

**Rebounds**

##	Player	G	Reb	Reb/G
12	Castleton, Colin	24	217	9.0
24	Fleming Jr., Phlandrous	30	127	4.2
4	Duruji, Anthony	28	117	4.2
23	McKissic, Brandon	30	80	2.7
0	Jones, Myreon	29	78	2.7

**Assists**

##	Player	G	Ast	Ast/G
22	Appleby, Tyree	30	114	3.8
24	Fleming Jr., Phlandrous	30	60	2.0
23	McKissic, Brandon	30	50	1.7
0	Jones, Myreon	29	47	1.6
12	Castleton, Colin	24	40	1.7

**Rebounds Average**

##	Player	G	Reb	Reb/G
12	Castleton, Colin	24	217	9.0
24	Fleming Jr., Phlandrous	30	127	4.2
4	Duruji, Anthony	28	117	4.2
0	Jones, Myreon	29	78	2.7
23	McKissic, Brandon	30	80	2.7

**Steals**

##	Player	G	Stl	Stl/G
24	Fleming Jr., Phlandrous	30	43	1.4
22	Appleby, Tyree	30	40	1.3
0	Jones, Myreon	29	35	1.2
23	McKissic, Brandon	30	33	1.1
4	Duruji, Anthony	28	28	1.0

**Offensive Rebounds**

##	Player	G	OReb	OReb/G
12	Castleton, Colin	24	74	3.1
24	Fleming Jr., Phlandrous	30	53	1.8
4	Duruji, Anthony	28	41	1.5
1	Felder, CJ	29	31	1.1
33	Jitoboh, Jason	18	21	1.2

**Blocked Shots**

##	Player	G	Blk	Blk/G
12	Castleton, Colin	24	60	2.5
24	Fleming Jr., Phlandrous	30	20	0.7
1	Felder, CJ	29	19	0.7
4	Duruji, Anthony	28	16	0.6
32	Gatkek, Tuongthach	18	15	0.8

**Defensive Rebounds**

##	Player	G	DReb	DReb/G
12	Castleton, Colin	24	143	6.0
4	Duruji, Anthony	28	76	2.7
24	Fleming Jr., Phlandrous	30	74	2.5
0	Jones, Myreon	29	66	2.3
23	McKissic, Brandon	30	62	2.1

**Minutes**

##	Player	G	Min	Min/G
22	Appleby, Tyree	30	835	27:50
24	Fleming Jr., Phlandrous	30	813	27:06
0	Jones, Myreon	29	810	27:55
23	McKissic, Brandon	30	720	23:60
12	Castleton, Colin	24	714	29:44





2021-22 Florida Men's Basketball  
Category Leaders  
All games

Page 3/3  
as of Mar 03, 2022

**Fouls**

##	Player	G	PF	PF/G
4	Duruji, Anthony	28	78	2.8
23	McKissic, Brandon	30	61	2.0
22	Appleby, Tyree	30	55	1.8
12	Castleton, Colin	24	50	2.1
24	Fleming Jr., Phlandrous	30	48	1.6

**Turnovers**

##	Player	G	TO	TO/G
22	Appleby, Tyree	30	76	2.5
12	Castleton, Colin	24	55	2.3
24	Fleming Jr., Phlandrous	30	49	1.6
4	Duruji, Anthony	28	45	1.6
23	McKissic, Brandon	30	39	1.3

**Foul Outs**

##	Player	G	FO
33	Jitoboh, Jason	18	2
12	Castleton, Colin	24	1
4	Duruji, Anthony	28	1



**2021-22 Florida Men's Basketball  
Team Game-by-Game  
All games**

Opponent	Date	Score	W	Total		3-Pointers		Free throws		Rebounds				PF	A	TO	BLK	STL	PTS	AVG
				FG-FGA	PCT	3FG-3FGA	PCT	FT-FTA	PCT	OFF	DEF	TOT	AVG							
Elon	11/09/2021	74-61	W	25-59	.424	8-25	.320	16-29	.552	18	25	43	43.0	18	16	13	10	7	74	74.0
Florida St.	11/14/2021	71-55	W	24-62	.387	8-28	.286	15-20	.750	17	27	44	43.5	12	11	15	10	9	71	72.5
Milwaukee	11/18/2021	81-45	W	32-68	.471	11-28	.393	6-8	.750	11	35	46	44.3	14	21	9	6	8	81	75.3
vs California	11/22/2021	80-60	W	27-52	.519	8-19	.421	18-21	.857	5	22	27	40.0	16	10	12	3	10	80	76.5
vs Ohio St.	11/24/2021	71-68	W	22-60	.367	4-14	.286	23-33	.697	16	19	35	39.0	20	8	11	2	13	71	75.4
Troy	11/28/2021	84-45	W	27-61	.443	13-37	.351	17-19	.895	12	28	40	39.2	13	14	15	5	11	84	76.8
at Oklahoma	12/01/2021	67-74	L	24-57	.421	4-24	.167	15-18	.833	9	24	33	38.3	17	7	16	6	7	67	75.4
Texas Southern	12/06/2021	54-69	L	21-55	.382	5-24	.208	7-16	.438	8	15	23	36.4	14	10	10	6	12	54	72.8
North Florida	12/08/2021	85-55	W	29-65	.446	5-23	.217	22-30	.733	12	24	36	36.3	17	14	10	3	21	85	74.1
vs Maryland	12/12/2021	68-70	L	22-58	.379	11-27	.407	13-17	.765	15	20	35	36.2	20	14	12	6	7	68	73.5
vs South Fla.	12/18/2021	66-55	W	23-59	.390	8-26	.308	12-15	.800	18	27	45	37.0	9	12	17	6	3	66	72.8
Stony Brook	12/22/2021	87-62	W	32-60	.533	8-23	.348	15-20	.750	15	25	40	37.3	13	20	16	5	11	87	74.0
Alabama	01/05/2022	70-83	L	22-52	.423	8-23	.348	18-28	.643	15	25	40	37.5	20	12	20	7	5	70	73.7
at Auburn	01/08/2022	73-85	L	24-58	.414	6-22	.273	19-28	.679	11	20	31	37.0	18	12	12	5	12	73	73.6
LSU	01/12/2022	58-64	L	20-55	.364	7-31	.226	11-22	.500	14	20	34	36.8	10	13	14	7	7	58	72.6
at South Carolina	01/15/2022	71-63	W	27-49	.551	7-22	.318	10-15	.667	8	27	35	36.7	10	17	15	11	8	71	72.5
Mississippi St.	01/19/2022	80-72	W	23-45	.511	10-24	.417	24-30	.800	6	17	23	35.9	22	14	12	6	12	80	72.9
Vanderbilt	01/22/2022	61-42	W	23-60	.383	9-36	.250	6-13	.462	16	26	42	36.2	19	12	8	3	9	61	72.3
at Ole Miss	01/24/2022	54-70	L	19-50	.380	4-29	.138	12-14	.857	8	20	28	35.8	18	14	14	3	4	54	71.3
at Tennessee	01/26/2022	71-78	L	26-60	.433	10-33	.303	9-9	1.000	7	17	24	35.2	19	15	13	3	9	71	71.3
Oklahoma St.	01/29/2022	81-72	W	19-47	.404	10-31	.323	33-41	.805	11	17	28	34.9	17	10	11	6	11	81	71.8
at Missouri	02/02/2022	66-65	W	17-43	.395	10-23	.435	22-26	.846	8	18	26	34.5	16	7	16	5	6	66	71.5
Ole Miss	02/05/2022	62-57	Wot	21-51	.412	8-25	.320	12-17	.706	4	28	32	34.3	18	13	9	7	6	62	71.1
Georgia	02/09/2022	72-63	W	26-57	.456	12-35	.343	8-13	.615	8	25	33	34.3	16	13	11	6	7	72	71.1
at Kentucky	02/12/2022	57-78	L	23-51	.451	5-22	.227	6-6	1.000	5	20	25	33.9	13	8	10	1	3	57	70.6
at Texas A&M	02/15/2022	55-56	L	17-59	.288	7-30	.233	14-17	.824	20	20	40	34.2	18	12	14	5	6	55	70.0
Auburn	02/19/2022	63-62	W	19-52	.365	10-25	.400	15-19	.789	8	19	27	33.9	16	9	11	4	8	63	69.7
Arkansas	02/22/2022	74-82	L	26-58	.448	8-25	.320	14-18	.778	8	23	31	33.8	14	15	9	5	3	74	69.9
at Georgia	02/26/2022	84-72	W	31-60	.517	14-31	.452	8-10	.800	8	21	29	33.6	13	20	6	6	4	84	70.3
at Vanderbilt	03/01/2022	82-78	W	30-58	.517	10-21	.476	12-14	.857	5	20	25	33.3	12	13	8	3	6	82	70.7
<b>Total</b>		<b>2122</b>		<b>721-1681</b>	<b>.429</b>	<b>248-786</b>	<b>.316</b>	<b>432-586</b>	<b>.737</b>	<b>326</b>	<b>674</b>	<b>1000</b>	<b>33.3</b>	<b>472</b>	<b>386</b>	<b>369</b>	<b>161</b>	<b>245</b>	<b>2122</b>	<b>70.7</b>
Opponents		1961		724-1660	.436	177-549	.322	336-480	.700	330	710	1040	34.7	529	346	439	84	218	1961	65.4

**Florida Averages**

Games Played	Points/game	FG Pct	3FG Pct	FT Pct	Rebounds/game	Assists/game	Turnovers/game	Assist/Turnover ratio	Steals/game	Blocks/game
30	70.7	42.9	31.6	73.7	33.3	12.9	12.3	1.0	8.2	5.4



**2021-22 Florida Men's Basketball  
Opponents Game-by-Game  
All games**

Opponent	Date	Score	W	Total		3-Pointers		Free throws		Rebounds				PF	A	TO	BLK	STL	PTS	AVG
				FG-FGA	PCT	3FG-3FGA	PCT	FT-FTA	PCT	OFF	DEF	TOT	AVG							
Elon	11/09/2021	74-61	W	20-52	.385	5-20	.250	16-24	.667	11	23	34	34.0	22	10	14	3	9	61	61.0
Florida St.	11/14/2021	71-55	W	20-52	.385	7-15	.467	8-15	.533	9	24	33	33.5	19	10	17	4	8	55	58.0
Milwaukee	11/18/2021	81-45	W	18-58	.310	2-12	.167	7-13	.538	8	27	35	34.0	12	7	13	5	4	45	53.7
vs California	11/22/2021	80-60	W	22-50	.440	2-10	.200	14-21	.667	8	21	29	32.8	13	7	18	1	6	60	55.3
vs Ohio St.	11/24/2021	71-68	W	25-47	.532	5-19	.263	13-20	.650	7	26	33	32.8	24	11	18	7	5	68	57.8
Troy	11/28/2021	84-45	W	18-56	.321	2-16	.125	7-15	.467	13	24	37	33.5	16	8	21	0	8	45	55.7
at Oklahoma	12/01/2021	67-74	L	28-57	.491	4-14	.286	14-19	.737	9	25	34	33.6	17	16	13	1	10	74	58.3
Texas Southern	12/06/2021	54-69	L	31-57	.544	5-11	.455	2-5	.400	14	32	46	35.1	18	15	22	4	4	69	59.6
North Florida	12/08/2021	85-55	W	18-53	.340	5-21	.238	14-20	.700	12	27	39	35.6	20	6	28	1	7	55	59.1
vs Maryland	12/12/2021	68-70	L	24-49	.490	8-13	.615	14-18	.778	8	22	30	35.0	15	9	15	4	7	70	60.2
vs South Fla.	12/18/2021	66-55	W	24-57	.421	2-11	.182	5-7	.714	7	20	27	34.3	14	9	12	5	11	55	59.7
Stony Brook	12/22/2021	87-62	W	28-54	.519	5-19	.263	1-6	.167	5	16	21	33.2	17	8	17	1	10	62	59.9
Alabama	01/05/2022	70-83	L	29-72	.403	9-32	.281	16-19	.842	20	20	40	33.7	21	16	12	5	13	83	61.7
at Auburn	01/08/2022	73-85	L	30-56	.536	8-18	.444	17-22	.773	9	30	39	34.1	21	15	16	9	9	85	63.4
LSU	01/12/2022	58-64	L	27-54	.500	3-9	.333	7-11	.636	9	25	34	34.1	21	8	16	5	8	64	63.4
at South Carolina	01/15/2022	71-63	W	26-75	.347	8-22	.364	3-5	.600	21	17	38	34.3	15	10	9	3	10	63	63.4
Mississippi St.	01/19/2022	80-72	W	27-50	.540	4-13	.308	14-22	.636	11	20	31	34.1	22	11	16	2	9	72	63.9
Vanderbilt	01/22/2022	61-42	W	13-45	.289	4-23	.174	12-23	.522	10	24	34	34.1	15	8	12	2	5	42	62.7
at Ole Miss	01/24/2022	54-70	L	25-48	.521	4-13	.308	16-20	.800	6	24	30	33.9	18	17	10	1	8	70	63.1
at Tennessee	01/26/2022	71-78	L	25-55	.455	11-24	.458	17-18	.944	10	24	34	33.9	16	22	16	5	6	78	63.8
Oklahoma St.	01/29/2022	81-72	W	26-54	.481	8-18	.444	12-19	.632	13	21	34	33.9	28	10	16	1	9	72	64.2
at Missouri	02/02/2022	66-65	W	24-48	.500	5-13	.385	12-17	.706	8	19	27	33.6	22	14	13	3	9	65	64.2
Ole Miss	02/05/2022	62-57	Wot	19-58	.328	8-29	.276	11-19	.579	14	30	44	34.0	17	8	14	3	5	57	63.9
Georgia	02/09/2022	72-63	W	21-56	.375	5-25	.200	16-20	.800	13	25	38	34.2	15	10	14	0	8	63	63.9
at Kentucky	02/12/2022	57-78	L	31-67	.463	10-27	.370	6-9	.667	18	23	41	34.5	9	17	5	0	7	78	64.4
at Texas A&M	02/15/2022	55-56	L	19-56	.339	2-18	.111	16-16	1.000	17	23	40	34.7	18	12	14	2	5	56	64.1
Auburn	02/19/2022	63-62	W	20-50	.400	5-14	.357	17-20	.850	12	26	38	34.8	17	9	17	2	5	62	64.0
Arkansas	02/22/2022	74-82	L	29-63	.460	7-18	.389	17-20	.850	12	27	39	35.0	18	13	6	2	5	82	64.7
at Georgia	02/26/2022	84-72	W	27-58	.466	9-23	.391	9-11	.818	11	20	31	34.8	11	14	10	1	2	72	64.9
at Vanderbilt	03/01/2022	82-78	W	30-53	.566	15-29	.517	3-6	.500	5	25	30	34.7	18	16	15	2	6	78	65.4
<b>Total</b>		<b>1961</b>		<b>724-1660</b>	<b>.436</b>	<b>177-549</b>	<b>.322</b>	<b>336-480</b>	<b>.700</b>	<b>330</b>	<b>710</b>	<b>1040</b>	<b>34.7</b>	<b>529</b>	<b>346</b>	<b>439</b>	<b>84</b>	<b>218</b>	<b>1961</b>	<b>65.4</b>
Florida		2122		721-1681	.429	248-786	.316	432-586	.737	326	674	1000	33.3	472	386	369	161	245	2122	70.7

**Opponents Averages**

Games Played	Points/game	FG Pct	3FG Pct	FT Pct	Rebounds/game	Assists/game	Turnovers/game	Assist/Turnover ratio	Steals/game	Blocks/game
30	65.4	43.6	32.2	70.0	34.7	11.5	14.6	0.8	7.3	2.8



**2021-22 Florida Men's Basketball  
Points-rebounds-assists  
All games**

Opponent	Date	Score		0	1	3	4	10	12	14	22	23	24	32
				JONES,MYRE	FELDER,CJ	KLATSKY,AL	DURUJI,ANT	KENNEDY,EL	CASTLETON,	REEVES,KOW	APPLEBY,TY	MCKISSIC,B	FLEMING JR	GATKEK,TUO
Elon	11/09/2021	74-61	W	20-6-3	2-3-0	0-0-0	8-7-1	0-1-1	18-5-4	0-3-1	14-3-3	4-3-1	4-2-1	2-2-0
Florida St.	11/14/2021	71-55	W	12-6-1	0-0-0	DNP	15-7-0	3-0-0	15-16-1	DNP	5-3-5	12-3-2	9-5-2	DNP
Milwaukee	11/18/2021	81-45	W	7-4-5	3-4-2	0-0-0	12-7-1	0-2-1	19-10-1	3-1-0	14-6-5	7-7-2	12-2-2	DNP
vs California	11/22/2021	80-60	W	13-1-1	8-3-1	DNP	7-3-1	3-0-0	16-8-3	0-1-0	15-2-3	3-1-1	11-2-0	0-0-0
vs Ohio St.	11/24/2021	71-68	W	7-3-0	10-5-1	DNP	8-3-0	2-0-0	11-13-3	DNP	8-1-2	6-5-1	19-2-1	DNP
Troy	11/28/2021	84-45	W	12-3-4	2-2-0	0-0-0	11-2-3	6-2-0	10-8-2	8-2-0	12-1-1	10-3-1	11-6-2	0-1-0
at Oklahoma	12/01/2021	67-74	L	5-1-0	2-5-1	DNP	7-3-2	DNP	14-11-1	DNP	11-2-2	11-3-0	17-6-1	DNP
Texas Southern	12/06/2021	54-69	L	4-3-3	4-3-0	DNP	9-4-1	2-1-0	12-5-2	DNP	3-0-0	15-1-1	5-2-3	0-1-0
North Florida	12/08/2021	85-55	W	14-4-1	2-2-1	0-1-0	5-3-3	4-2-2	26-8-2	2-0-0	13-1-1	7-5-3	7-0-1	0-6-0
vs Maryland	12/12/2021	68-70	L	3-4-4	9-1-0	DNP	9-1-0	0-0-0	9-10-0	DNP	15-1-3	2-2-2	15-11-4	0-0-0
vs South Fla.	12/18/2021	66-55	W	8-4-1	4-4-0	DNP	11-9-1	0-0-0	12-11-0	3-0-0	6-2-5	6-3-5	12-1-0	DNP
Stony Brook	12/22/2021	87-62	W	DNP	10-5-2	0-0-0	7-1-1	5-4-0	15-7-3	8-4-1	4-3-7	4-2-2	20-4-2	2-1-0
Alabama	01/05/2022	70-83	L	11-7-1	12-6-0	DNP	5-6-1	0-0-0	19-7-1	1-0-1	9-1-5	7-3-1	0-2-1	DNP
at Auburn	01/08/2022	73-85	L	13-1-1	2-1-0	DNP	14-5-0	DNP	22-10-1	0-0-0	11-4-9	4-3-1	7-4-0	DNP
LSU	01/12/2022	58-64	L	9-5-3	3-4-1	DNP	8-2-2	0-0-1	19-9-2	3-0-1	2-1-1	3-3-2	11-4-0	DNP
at South Carolina	01/15/2022	71-63	W	8-1-1	4-1-0	DNP	4-6-2	5-2-1	10-7-2	14-2-0	4-1-6	2-6-4	14-3-1	DNP
Mississippi St.	01/19/2022	80-72	W	0-0-1	5-1-0	DNP	22-3-1	0-0-0	DNP	14-2-1	17-4-5	2-5-1	10-3-5	2-1-0
Vanderbilt	01/22/2022	61-42	W	6-2-1	5-2-0	0-0-0	7-8-1	0-0-0	DNP	7-1-0	11-4-3	9-2-4	6-5-0	2-3-2
at Ole Miss	01/24/2022	54-70	L	0-2-3	DNP	DNP	11-4-2	0-1-0	DNP	5-1-0	11-4-4	7-4-3	5-4-2	3-1-0
at Tennessee	01/26/2022	71-78	L	10-3-2	0-0-0	DNP	16-6-1	0-0-0	DNP	6-2-1	16-1-7	8-1-1	11-4-3	2-4-0
Oklahoma St.	01/29/2022	81-72	W	8-1-0	0-0-0	DNP	10-5-2	1-1-0	DNP	11-2-0	21-3-4	8-2-2	14-6-2	8-3-0
at Missouri	02/02/2022	66-65	W	18-5-1	0-0-0	DNP	14-1-0	DNP	DNP	3-1-0	17-0-1	2-3-2	12-6-3	0-4-0
Ole Miss	02/05/2022	62-57	Wot	8-1-0	2-1-0	DNP	2-4-1	DNP	17-7-0	6-1-1	10-3-10	7-2-1	10-7-0	0-1-0
Georgia	02/09/2022	72-63	W	23-1-2	0-1-0	DNP	7-5-1	DNP	13-9-2	8-1-1	11-2-3	0-1-2	8-6-2	0-0-0
at Kentucky	02/12/2022	57-78	L	6-0-1	6-3-0	DNP	3-4-3	0-0-0	18-7-0	2-0-0	0-1-1	9-1-1	8-4-2	2-1-0
at Texas A&M	02/15/2022	55-56	L	10-2-1	7-5-1	DNP	2-1-0	0-0-0	15-15-2	0-0-0	3-2-3	3-0-0	9-6-2	DNP
Auburn	02/19/2022	63-62	W	3-3-0	0-2-0	DNP	3-2-0	DNP	19-8-1	0-1-0	26-1-2	5-3-1	7-3-5	DNP
Arkansas	02/22/2022	74-82	L	0-2-5	0-3-1	DNP	8-5-0	DNP	29-6-1	0-0-0	19-1-4	7-3-0	9-8-3	DNP
at Georgia	02/26/2022	84-72	W	13-2-0	0-0-0	DNP	DNP	DNP	10-12-5	3-1-0	21-0-7	6-0-2	27-5-4	0-3-0
at Vanderbilt	03/01/2022	82-78	W	13-1-1	2-2-0	DNP	DNP	DNP	19-8-1	3-3-0	12-3-2	5-0-1	16-4-6	6-1-2



**2021-22 Florida Men's Basketball  
Points-rebounds-assists  
All games**

Opponent	Date	Score		33	44
				JITOB,OH,JA	LANE,NIELS
Elon	11/09/2021	74-61	W	2-1-0	0-1-1
Florida St.	11/14/2021	71-55	W	0-0-0	0-0-0
Milwaukee	11/18/2021	81-45	W	2-1-2	2-0-0
vs California	11/22/2021	80-60	W	2-1-0	2-1-0
vs Ohio St.	11/24/2021	71-68	W	0-0-0	DNP
Troy	11/28/2021	84-45	W	0-2-0	2-3-1
at Oklahoma	12/01/2021	67-74	L	DNP	DNP
Texas Southern	12/06/2021	54-69	L	DNP	DNP
North Florida	12/08/2021	85-55	W	3-1-0	2-1-0
vs Maryland	12/12/2021	68-70	L	6-0-1	DNP
vs South Fla.	12/18/2021	66-55	W	4-4-0	DNP
Stony Brook	12/22/2021	87-62	W	12-7-2	0-1-0
Alabama	01/05/2022	70-83	L	6-3-1	DNP
at Auburn	01/08/2022	73-85	L	0-0-0	DNP
LSU	01/12/2022	58-64	L	0-1-0	DNP
at South Carolina	01/15/2022	71-63	W	6-4-0	DNP
Mississippi St.	01/19/2022	80-72	W	8-2-0	DNP
Vanderbilt	01/22/2022	61-42	W	8-10-1	DNP
at Ole Miss	01/24/2022	54-70	L	12-5-0	DNP
at Tennessee	01/26/2022	71-78	L	2-1-0	DNP
Oklahoma St.	01/29/2022	81-72	W	DNP	0-0-0
at Missouri	02/02/2022	66-65	W	DNP	0-1-0
Ole Miss	02/05/2022	62-57	Wot	DNP	0-3-0
Georgia	02/09/2022	72-63	W	DNP	2-2-0
at Kentucky	02/12/2022	57-78	L	DNP	3-1-0
at Texas A&M	02/15/2022	55-56	L	DNP	6-5-3
Auburn	02/19/2022	63-62	W	DNP	0-1-0
Arkansas	02/22/2022	74-82	L	DNP	2-0-1
at Georgia	02/26/2022	84-72	W	DNP	4-5-2
at Vanderbilt	03/01/2022	82-78	W	DNP	6-1-0