

KENTUCKY

WOMEN'S BASKETBALL®



SEC 2nd Rd: Kentucky Wildcats vs. Mississippi State

March 3 - 7 p.m. ET - SEC Network

Bridgestone Arena (20,000) - Nashville, Tenn.

UK Athletics Communication and Public Relations · (859) 257-3838 · www.UKathletics.com
Evan Crane (wesley.crane@uky.edu) and Sommer Thomas (sommer.thomas@uky.edu)

TV - SEC Network

PPB: Courtney Lyle
Analyst: Carolyn Peck

Radio - UK Sports Network

PPB: Darren Headrick
630 AM (Lexington)

Live Stats

kentucky.statbroadcast.com
Password: mediaaccess2021
(home games only)

Tickets (home games)

UKathleticstix.com
Reserved - \$10
General Admission - \$8
Kids/Seniors - \$5

Follow the Cats

Twitter: @KentuckyWBB
Instagram: @KentuckyWBB
Facebook: /KentuckyWBB

2021-22 KENTUCKY WBB SCHEDULE

November 2021

4	LEE UNIVERSITY [EXH]		W, 95-51
9	PRESBYTERIAN	SEC Network+	W, 81-53
11	NORTH ALABAMA	SEC Network+	W, 98-56
14	at #8/7 Indiana	ESPN	L, 88-67
21	WINTHROP	SEC Network+	W, 92-47
27	LA SALLE	SEC Network+	W, 74-52

December 2021

1	RV/RV WEST VIRGINIA [^]	SEC Network+	W, 83-60
5	MERRIMACK COLLEGE	SEC Network+	W, 90-56
9	RV/NR DEPAUL%	SEC Network	L, 94-85
12	at #7/5 Louisville&	ESPN	L, 64-58
17	MORGAN STATE	SEC Network+	PPD
19	USC UPSTATE	SEC Network+	W, 67-44

January 2022

6	#15/14 GEORGIA*	SEC Network+	W, 84-76
9	at #1/1 South Carolina*	ESPN	L, 74-54
16	at #5/6 Tennessee*	ESPN	L, 84-58
20	FLORIDA*	SEC Network	L, 77-52
23	RV/RV OLE MISS*%	SEC Network	L, 63-54
25	at Auburn*	SEC Network+	W, 67-55
27	at Vanderbilt*	SEC Network+	L, 65-57
30	at LSU*	SEC Network	L, 78-69

February 2022

6	TEXAS A&M*	ESPN2	L, 73-64ot
10	#1/1 SOUTH CAROLINA*	ESPN	L, 59-50
13	at Alabama*	SEC Network	W, 67-63
15	MISSISSIPPI STATE*	SEC Network+	W, 81-74
17	VANDERBILT*	SEC Network+	W, 69-65
20	at Arkansas*	SEC Network	W, 78-55
24	at Missouri*	SEC Network+	W, 78-63
27	AUBURN*	SEC Network	W, 90-62

March/April 2022

3	Mississippi State (N1)	SECN	7 p.m. ET
18-21	NCAA 1st & 2nd Rounds (N2)	ESPN	TBD
25-28	NCAA Regionals (N3)	ESPN	TBD
1 & 3	NCAA Final Four (N4)	ESPN	TBD

* denotes SEC game; ^ denotes SEC/Big 12 Challenge; & denotes ESPN Jimmy V Classic; game times are EASTERN STANDARD TIME and subject to change due to TV selection; All home games are BOLD/ALL CAPS and will be played at Memorial Coliseum unless noted; % denotes game played at Rupp Arena; N1 - SEC Tournament - Nashville, Tennessee (Bridgestone Arena); N2 - NCAA First & Second Rounds - TBD; N3 - NCAA Regionals - Bridgeport, Connecticut (Webster Bank Arena), Greensboro, North Carolina (Greensboro Coliseum), Spokane, Washington (Spokane Veterans Memorial Arena), Wichita, Kansas (Intrust Bank Arena); N4 - NCAA Final Four - Minneapolis, Minnesota (Target Center)



Record: 15-11, 8-8 SEC
Home: 11-5 | **Away:** 4-6 | **Neutral:** 0-0
Ranking: not ranked
Last Game: W, 90-62 vs. Auburn (2/27)
Head Coach: Kyra Elzy
Alma Mater: Tennessee, 1999/2001
Overall: 33-20 (.622) (2nd season)
at UK: 33-20 (.622) (2nd season)



Record: 15-13, 6-10 SEC
Home: 11-5 | **Away:** 3-7 | **Neutral:** 1-1
Ranking: not ranked
Last Game: L, 79-87 vs. Arkansas (2/27)
Head Coach: Doug Novak
Alma Mater: Tennessee, 1990
Overall: 15-13 (.535) (First season)
at MSU: 15-13 (.535) (First season)

QUICK NOTES

- Kentucky is in its 48th season with a 878-568 (.607) all-time record.
- UK has won six straight league games for the first time since Feb. '19.
- The six-game winning streak has seen wins at Alabama, vs. Mississippi State, vs. Vanderbilt, at Arkansas, at Missouri and vs. Auburn. This is the first time Kentucky has won six straight games to end the regular season since 2016. UK went to the SEC Tournament semifinals and NCAA Tournament Sweet 16 that season. UK has won each of their final three games of the regular season by at least 15 points for the first time since 1980-1981.
- Trends from the winning streak vs. the first 10 SEC games show UK stepping up its game on both ends. UK has a higher FG% and 3PF%, are averaging 17 more points per game, hitting three more 3s per game, limiting teams to seven fewer points per game and averaging 8 more assists per game. UK turned a -5.7 rebounding margin into a +3.0 the last six games and a -1.6 turnover margin to a +4.0 mark.
- Six of UK's 11 losses have come with UK not full strength, missing at least one starter in each of those games and multiple starters in 4 games. The other 5 games were against top-10 ranked teams.
- Rhyne Howard has 2,185 career points and against Missouri she became the school's second all-time leading scorer - men's and women's - passing Dan Issel. She cracked into the Top 25 career scoring list in SEC history, currently in 24th place. With 15 more points, she will be the 21st player in SEC history to reach 2,200 career points scored.
- Dre'una Edwards has been on a tear during UK's winning streak, averaging 23.2 ppg with 9.0 rpg, hitting 55.3 percent from the field. She has scored 20+ in five of the last six games, including a career-best 30 at Missouri. UK is 9-0 this season when Dre'una scores 20+ points.
- Rhyne Howard is on the Cheryl Miller, Wooden Award, Wade Trophy and Naismith Watch List. She is a finalist for the Senior CLASS Award.
- Kyra Elzy is the eighth head coach in program history and the first to lead the team to the NCAA Tournament in their first season. Elzy was named the WBCA Rookie Head Coach of the Year for her efforts. In her nine years with UK, the Wildcats have been to seven NCAA Tournament and had eight winning seasons. Elzy is the second coach in program history to win at least 20 of his/her first 30 games.

2021-22 KENTUCKY WBB ROSTER

NUMERICAL

No.	Name	Pos.	Cl.	Ht.	Hometown/High School/Previous College
00	Olivia Owens	C	R-Jr.	6-4	Albany, N.Y./Niskayuna HS/Maryland
1	Robyn Benton	G	Sr.	5-9	Conyers, Ga./Greater Atlanta Christian/Auburn
3	Jazmine Massengill	G	Sr.	6-0	Chattanooga, Tenn./Hamilton Heights/Tennessee
5	Blair Green	G	Sr.	6-0	Harlan, Ky./Harlan County HS
10	Rhyne Howard	G	Sr.	6-2	Cleveland, Tenn./Bradley Central HS
11	Jada Walker	G	Fr.	5-7	Richmond, Va./Henrico High School
12	Treasure Hunt	G	Soph.	6-2	Chattanooga, Tenn./Hamilton Heights
21	Nyah Leveretter	F	Soph.	6-3	Blythewood, S.C./Westwood HS
34	Emma King	G	Jr.	5-10	Stanford, Ky./Lincoln County HS
44	Dre'una Edwards	F	R-Jr.	6-2	Compton, Calif./Liberty HS/Utah

ALPHABETICAL

No.	Name	Pos.	Cl.	Ht.	Hometown/High School/Previous College
1	Robyn Benton	G	Sr.	5-9	Conyers, Ga./Greater Atlanta Christian/Auburn
44	Dre'una Edwards	F	R-Jr.	6-2	Compton, Calif./Liberty HS/Utah
5	Blair Green	G	Sr.	6-0	Harlan, Ky./Harlan County HS
10	Rhyne Howard	G	Sr.	6-2	Cleveland, Tenn./Bradley Central HS
12	Treasure Hunt	G	Soph.	6-2	Chattanooga, Tenn./Hamilton Heights
34	Emma King	G	Jr.	5-10	Stanford, Ky./Lincoln County HS
21	Nyah Leveretter	F	Soph.	6-3	Blythewood, S.C./Westwood HS
3	Jazmine Massengill	G	Sr.	6-0	Chattanooga, Tenn./Hamilton Heights/Tennessee
00	Olivia Owens	C	R-Jr.	6-4	Albany, N.Y./Niskayuna HS/Maryland
11	Jada Walker	G	Fr.	5-7	Richmond, Va./Henrico High School

Coaching Staff

Head Coach: Kyra Elzy (Tennessee, 1999, 2001) – 2nd season, 10th at Kentucky
Assoc. Head Coach: Niya Butts (Tennessee, 2000; Tennessee Tech, 2002) – 1st season, 11th at UK
Assistant Coach: Amber Smith (Kentucky, 2011) – 4th season, 11th at UK (player/support staff)
Assistant Coach: Gail Goestenkors (Saginaw Valley State, 1985) – 1st season

Support Staff

Assistant Athletics Director/Women's Basketball: Amy Tilley (Kentucky, 2007)
Director of Player Development: Daniel Boice (Arizona, 2014, 2016)
Assistant AD/Diversity, Equity and Inclusion/WBB Admin.: Tiffany Hayden (UK, 2001; UofL, 2009)
Director of Recruiting: Aisha Foy (Radford, 2016; Southeast Missouri State, 2018)
Recruiting Assistant: Kylie Thompson (Kentucky, 2017; Cincinnati, 2019)
Coaching Video Coordinator: DeNesha Stallworth (Kentucky, 2013)
Staff Support Associate: Carrie Marshall (Kentucky, 2003)
Creative Director: Kim Troxall (SCAD, 1994)
Academic Counselor: Passion Richardson (Kentucky, 1997; WKU, 2014)
Senior Athletic Trainer: Courtney Jones (Purdue, 2001)
Nutrition Coach: Monica Fowler (Kentucky, 2010)
Team Physician: Dr. Robert Hosey (Virginia Tech, 1989)
Strength & Conditioning Coach: Lee Taylor (Missouri Valley College, 2008)
Sports Information Director: Evan Crane (Kentucky, 2010)
Sports Information Director Assistant: Sommer Thomas (Penn State, 2021)
Marketing Director: Kate Stoess (Louisville, 2006)
Marketing Graduate Assistant: Tasa Leoso (Oregon, 2020)
Equipment Manager: TBD
Student Managers: JT Orem, Dashaun Williams, Ethan Howard, Justin Heusmann, Syd Thurman, Kalvin Betz, Carter Edwards, Kenny Belcher

BY CLASS

Seniors (4)

Robyn Benton
 Blair Green
 Rhyne Howard
 Jazmine Massengill

Juniors (3)

Dre'una Edwards
 Olivia Owens
 Emma King

Sophomores (2)

Treasure Hunt
 Nyah Leveretter

Freshmen (1)

Jada Walker

BY HEIGHT

5-7	Jada Walker
5-9	Robyn Benton
5-10	Emma King
6-0	Blair Green
	Jazmine Massengill
6-2	Rhyne Howard
	Dre'una Edwards
	Treasure Hunt
6-3	Nyah Leveretter
6-4	Olivia Owens

PRONUNCIATION

DRE'UNA EDWARDS
 (dre-ON-a)

RHYNE HOWARD
 (like RYAN)

NYAH LEVERETTER
 (nigh(like high)-uh)
 (lev-er-RETT(like wet)-tur)

2021-22 RADIO/TELEVISION CHART



OLIVIA OWENS **00**

6-4 – R-Jr. – C
Albany, N.Y.
(Niskayuna HS/Maryland)



ROBYN BENTON **1**

5-9 – Sr. – G
Conyers, Ga.
(Greater Atlanta Christian/Auburn)



JAZMINE MASSENGILL **3**

6-0 – Sr. – G
Chattanooga, Tenn.
(Hamilton Heights Christian/Tenn.)



BLAIR GREEN **5**

6-0 – Sr. – G
Harlan County, Ky.
(Harlan County HS)



RHYNE HOWARD **10**

6-2 – Sr. – G
Cleveland, Tenn.
(Bradley Central HS)



JADA WALKER **11**

5-7 – Fr. – G
Richmond, Va.
(Bradley Central HS)



TREASURE HUNT **12**

6-2 – So. – G
Chattanooga, Tenn.
(Hamilton Heights Christian)



NYAH LEVERETTER **21**

6-3 – So. – F
Blythewood, S.C.
(Westwood HS)



EMMA KING **34**

5-10 – Jr. – G
Stanford, Ky.
(Lincoln County HS)



DRE'UNA EDWARDS **44**

6-2 – R-Jr. – F
Compton, Calif.
(Liberty HS/Utah)



KYRA ELZY **IHC**

Head Coach
(2nd season/10th overall
at Kentucky)



NIYA BUTTS **AHC**

Associate Head Coach
(11th overall season at
Kentucky)




AMBER SMITH **AC**

Assistant Coach
(11th overall season at
Kentucky)



GAIL GOESTENKORS **AC**

Assistant Coach
(1st season at Kentucky)



AMY TILLEY **AAD**

Asst. AD/Director of Ops.
(12th overall at UK)



OLIVIA OWENS · 6-4 · RS-JUNIOR · CENTER · ALBANY, N.Y.

- Had seven points and eight rebounds against USC Upstate in 20 minutes. Added a steal and a block against the Spartans.
- Strong 16 minutes against WVU with seven points and four rebounds, going 3-of-4 from the field.
- Played in 25 games with five starts, averaging 4.4 points and 2.8 rebounds per game last season.
- Scored 10 or more points twice during the 2020-21 season and led UK in rebounds three times and in blocks twice.
- Transferred to UK after two seasons at Maryland where she sat out her sophomore season due to medical issues. Played 16 games as a freshman.



ROBYN BENTON · 5-9 · SENIOR · GUARD · CONYERS, GA.

- Came off the bench to play a huge role in UK's win at Arkansas, scoring 11 points and hitting two 3s. Defense was key as well with two steals.
- Missed most of the Florida game and all of the Ole Miss, Auburn, Vandy, LSU and TAMU games due to an ankle injury. Returned vs. S. Carolina.
- Continued her strong play against South Carolina, scoring 11 points with four rebounds. Had five points with four assists against UGA.
- Has scored 10+ in 10 games this season. Scored 22 points against DePaul on 11-of-15 shooting with seven rebounds and four steals.
- Strong 2020-21 season, playing in 26 games and averaging 18.0 minutes per game.



JAZMINE MASSENGILL · 6-0 · SENIOR · GUARD · CHATTANOOGA TENN.

- Scored nine points in UK's comeback win vs. Miss. State, including a strong 4Q performance with five points. Had 10 assists vs. Auburn.
- Missed the LSU game but returned vs. Texas A&M with 11 points, four rebounds and five assists. Had nine assists and 10 points vs. Vandy.
- Has scored 10 or more points in seven games this season, including a season-high tying 13 points at Tennessee. Has had 5+ assists 13 times.
- Had 11 points with four assists against Auburn. Went 1-of-2 from long range in the game with the 3 coming at a big time for UK in the fourth quarter.
- Scored 10 points and went 2-of-2 from 3 against South Carolina, adding two assists, two steals and seven rebounds. First in SEC in Ast-TO ratio.



BLAIR GREEN · 6-0 · SENIOR · GUARD · HARLAN COUNTY, KY.

- Will miss the 2021-22 season after sustaining a ruptured Achilles in UK's closed scrimmage vs. ECU in late October.
- Played in 27 games with 18 starts last season for the Wildcats, averaging 6.0 points per game.
- Hit 33 percent from long range (21-of-63) and scored 10 or more points seven times, 15 or more points three times and had one 20-point game.



RHYNE HOWARD · 6-2 · SENIOR · GUARD · CLEVELAND, TENN.

- Amazing performance on Rhyme Howard Day, scoring 32 points, which was most every by a senior on Senior Day. School-record 8 3s in the game.
- Scores 19 points with 12 rebounds at Mizzou, going 8-of-8 from the FT line with four assists and four steals. 3 double-doubles in last 5 games.
- Scored 29 points at Arkansas, going 5-of-10 from 3 with 10 rebounds, two assists and two blocks. Also had 29 at Auburn. Has 10 double-doubles.
- Brilliant vs. UGA, scoring 30 points (17 in the 4Q). Scored UK's final 10 points, including 13 of UK's last 17 points. Was 5-of-5 from FT with 3 steals.
- Has scored 2,185 career points, which ranks second most all-time in school history - MBB and WBB. To see her other career standings go to page 13.



JADA WALKER · 5-7 · FRESHMAN · GUARD · RICHMOND, VA.

- Had 17 points with five rebounds and went 3-of-3 from long range against MSU. Had 11 points and hit three 3s against Vandy. Named SEC FOW.
- Was injured in the second half vs. TAMU but was brilliant in the first half with nine points, going 4-of-5 from field and 1-of-2 from 3.
- Scored 21 points and had a career day at LSU, going 4-of-5 from long range with seven made field goals in the game.
- Scored 15 points against Georgia, hitting a then career-best three 3s in the game with two steals and an assist. Has scored 10+ in 14 games.
- Performed like a veteran at Indiana, coming off the bench to score 16 points on 7-of-13 shooting with two steals.



TREASURE HUNT · 6-1 · SOPHOMORE · GUARD · CHATTANOOGA TENN.

- Missed the Vanderbilt game due to injury but returned for Kentucky at LSU, playing 22 minutes. Has hit a 3 in each of her last five games.
- Being asked to play more inside this season and went 4-of-7 vs. UGA with three rebounds, three assists and a block. Had 10 points against SC.
- Great start to the season with a career-high 18 points, adding nine rebounds and career-high five assists. Had career-high 10 boards vs. UNA.
- Strong improvement as her rookie season went on and finished the year playing her best basketball, seeing time in 15 games with one start.



NYAH LEVERETTER · 6-3 · SOPHOMORE · FORWARD · BLYTHEWOOD, S.C.

- Had a career game at Alabama with eight points, seven rebounds, three steals and one block. Had three points and five rebounds at Arkansas.
- First career start at Vanderbilt with 7 points, five rebounds and career-high six blocks. Was 3-of-3 from the field with a steal.
- Played 27 minutes against Auburn with two points, three rebounds and two blocks. Her defense was huge for UK in the game.
- Played seven minutes against UGA with a steal and provided UK good post defense in her limited minutes.
- Missed the first five games of the season due to a non-COVID illness. Played eight minutes vs. WVU with four rebounds.



EMMA KING · 5-10 · JUNIOR · GUARD · STANFORD, KY.

- Career-high 34 minutes against LSU with seven points and a 3-pointer. Hit a big basket as time expired in the third quarter vs. Arkansas.
- Played 28 minutes against Auburn, setting career highs in field-goals made with five, points with 10 and assists with three.
- Played 17 minutes against Ole Miss, going 2-of-2 from the field with five points, one rebound, one assist and one steal.
- Scored 7 points with 2 assists, going 3-of-5 from the field. Three FGs made were career high. Had two blocks vs. UNA, which was a career-high.
- Made her first career start in 20-21 season opener against Murray State, playing for 16 minutes, with three assists, one rebound and one steal.



DRE'UNA EDWARDS · 6-2 · REDSHIRT-JUNIOR · FORWARD · COMPTON, CALIF.

- 30 points with 10 rebounds against Missouri, going 14-of-19 from the field with two blocks. Has 20+ in 5 of last 6 games, including 3 dble-dbles.
- Scored 25 points vs. Auburn with seven rebounds, three assists and two steals vs. AU. Has 20+ in 9 games and UK is 9-0 in those games this season.
- Three straight 20+ point games with 24 at Alabama, 23 points and 10 rebounds vs. Miss. State and 20 points with 7 boards against Vanderbilt.
- Missed the Florida, Ole Miss, Auburn and Vandy games due to a disciplinary matter but returned at LSU with 10 points and eight rebounds.
- Had five straight double-doubles becoming first player since Evelyn Akhator in 2016 to accomplish the feat. Had 14pts, 14rebs at UofL.

NATIONAL POLLS

THE ASSOCIATED PRESS TOP 25

1	South Carolina(30)	27-1
2	Stanford	25-3
3	NC State	26-3
4	Louisville	25-3
5	Baylor	23-5
6	LSU	25-4
7	UConn	22-5
8	Iowa State	24-4
9	Texas	21-6
10	Michigan	22-5
11	Maryland	21-7
12	Iowa	20-7
13	Ohio State	22-5
14	Indiana	19-7
	Arizona	20-6
16	North Carolina	23-5
17	BYU	25-2
18	Tennessee	22-7
19	Oklahoma	22-6
20	Notre Dame	21-7
21	Virginia Tech	21-8
22	Florida Gulf Coast	26-2
23	Florida	20-9
24	Georgia	20-8
25	Georgia Tech	20-9

Other UK opps receiving votes: **Ole Miss**

USA TODAY/COACHES PRESEASON TOP 25

1	South Carolina(31)	27-1
2	Stanford(1)	25-3
3	NC State	26-3
4	Louisville	25-3
5	Baylor	24-5
6	LSU	25-4
7	Iowa State	24-5
8	UConn	22-5
9	Michigan	22-5
10	Texas	21-6
11	Maryland	21-7
12	Indiana	19-7
13	Arizona	20-6
14	BYU	25-2
15	Tennessee	22-7
16	Ohio State	22-5
17	North Carolina	23-5
18	Iowa	20-7
19	Oklahoma	22-6
20	Notre Dame	21-7
21	Georgia	20-8
22	Florida Gulf Coast	26-2
23	UCF	21-3
24	Virginia Tech	21-8
25	Georgia Tech	20-9

Other UK opps receiving votes: **Florida 55, Ole Miss 20**

WEEK-BY-WEEK

DATE	AP	COACHES
Preseason	13	13
Nov. 16	19	n/a
Nov. 23	20	17
Nov. 30	16	18
Dec. 7	14	14
Dec. 14	19	19
Dec. 21	22	21
Dec. 28	20	20
Jan. 4	21	20
Jan. 11	19	20
Jan. 18	23	22
Jan. 25	NR	RV
Feb. 1	NR	NR
Feb. 8	NR	NR
Feb. 15	NR	NR
Feb. 22	NR	NR
March 2	NR	NR
March 9		

BY THE BIG BLUE NUMBERS

2,185

career points for Rhyne Howard, ranking 2nd all-time at UK

878

wins in Kentucky Women's Basketball history

481

number of wins for Kentucky inside Memorial Coliseum

135

3-pointers hit by the 2020-21 team, which ranked fifth most in program history in a season.

100

percent graduation rate for four-year players under Coach Elzy at Kentucky

77

years of collegiate coaching experience as a full-time assistant or head coach for Elzy, Butts, Goestenkors and Smith combined

33

wins by Kyra Elzy as head coach of the Kentucky Wildcats

17

straight semesters with a overall team GPA above a 3.0

12.6

turnovers per game in 2020-21 which was top-25 nationally in fewest turnovers

11

straight seasons ranking top 25 in national attendance

10

NCAA Tournament appearances since 2009-10 season

8

Kyra Elzy is the eighth head coach in Kentucky WBB history.

KENTUCKY'S RECORD WHEN ...

	ALL	SEC
Leading or tied at halftime	13-3	6-2
Trailing at halftime	2-8	2-6
Shoot 50 percent or higher	6-1	2-1
Shoot 60 percent or higher	0-0	0-0
Shoot less than 50 percent	9-10	6-7
Shoot higher percentage than opp.	12-4	5-4
Shoot lower percentage than opp	3-7	3-4
Opp. shoot worse than 50 percent	15-8	8-7
Opp. shoot 50 percent or higher	0-3	0-1
Opp. shoot 60 percent or higher	0-0	0-0
Score less than 60 points	0-7	0-6
Score 60 or more points	15-4	8-2
Score 70 or more points	11-1	5-0
Score 80 or more points	8-1	3-0
Score 90 or more points	4-0	1-0
Score 100 or more points	0-0	0-0
Opp. score 30 or less points	0-0	0-0
Opp. score 40 or less points	0-0	0-0
Opp. score 50 or less points	2-0	0-0
Opp. score 60 or less points	8-1	1-1
Opp. score 70 or less points	13-5	6-3
Opp. score 80 or less points	15-8	8-7
Opp. score 60 or more points	7-11	6-7
Opp. score 70 or more points	2-7	2-6
Opp. score 80 or more points	0-3	0-1
Opp. score 90 or more points	0-1	0-0
Outrebound or same as opponent	11-5	5-4
Outrebounded by opponent	3-7	3-4
Commit fewer turnovers than opp.	13-4	7-2
Commit same turnovers as opp.	1-0	1-0
Commit more turnovers than opp.	1-7	0-6
Commit single digit turnovers	4-0	3-0
Force 20 or more turnovers	5-2	0-1
Force 25 or more turnovers	0-0	0-0
Make 6 or more 3-pointers	11-2	6-2
Make 5 or fewer 3-pointers	4-7	2-4
Opp. make 6 or more 3-pointers	7-6	3-4
Opp. make 5 or fewer 3-pointers	8-5	5-4
Game decided by 10 pts or less:	4-7	4-5
Game decided by 1-5 pts:	2-0	2-0
Game decided by 6-10 pts:	2-7	2-5
Game decided by 11-15 pts:	2-0	2-0
Game decided by 16+ pts:	9-4	2-3
Overtime games:	0-0	0-0
Televised games:	25-11	8-8
SEC Network+	12-1	5-1
ESPN	0-0	0-0
ESPN2	0-1	0-1
ESPN	0-5	0-3
SEC Network	3-4	3-3
Games vs. AP ranked opponents:	1-6	1-4
Games vs. AP Top 10	0-5	0-3
Games following a loss:	4-7	2-6
Games following a win:	10-4	6-2
More points in the paint than opp.:	10-1	3-1
Fewer points in the paint than opp.:	3-7	3-6
Same points in the paint than opp.:	2-1	2-1
More points off turnovers:	14-3	7-3
Fewer points off turnovers:	0-7	0-4
Same points off turnovers:	1-1	1-1
More bench points than opp.:	9-3	6-2
Fewer bench points than opp.:	6-6	2-4
Same bench points as opp.:	0-2	0-2
More 2nd-chance points than opp.:	12-2	6-2
Fewer 2nd-chance points than opp.:	3-8	2-5
Same 2nd-chance points as opp.:	0-0	0-0
One UK player scores 10+:	1-2	1-2
Two UK players score 10+:	1-2	1-2
Three UK players score 10+:	6-5	5-3
Four UK players score 10+:	6-2	1-1
Five UK players score 10+:	1-0	0-0
Six UK players score 10+:	0-0	0-0
Seven UK players score 10+:	0-0	0-0
Eight UK players score 10+:	0-0	0-0
On Monday:	0-0	0-0
On Tuesday:	3-0	2-0
On Wednesday:	1-0	0-0
On Thursday:	4-4	3-3
On Friday:	0-0	0-0
On Saturday:	1-0	0-0
On Sunday:	6-6	3-4
In November:	4-1	0-0
In December:	3-2	0-0
In January:	2-5	2-5
In February:	6-2	6-2
In March:	0-0	0-0
In April:	0-0	0-0

GAME NOTES

SERIES HISTORY VS. MISSISSIPPI STATE

- Kentucky leads the all-time series in games played against Mississippi State, 30-22.
- UK has won three of the last four meetings after MSU had won four straight.
- Kentucky won the annual meeting earlier this season in Lexington, 81-74 in come-from-behind fashion. More on that game can be found in the game notes below.

KENTUCKY IN THE SEC TOURNAMENT

- This is the fifth time since 1986 that UK has been the seven seed in the event. The Wildcats were also the seven seed in 1987, 1994, 1999 and 2007. In 1987, 1994 and 2007, Kentucky won its first-round game and then fell in the quarterfinals. The Wildcats advanced to the semifinals of the event in 1999 as the seven seed, defeating Ole Miss and LSU before UGA took down UK in the round of four. This is the first time UK has been the seven seed in the event since it went to a 14-team format in 2013. The seven seed is the lowest for Kentucky since it was a 9 seed in Nashville in 2018.
- UK is 4-0 all-time in second-round games. UK played in the second round of the event last season, defeating Florida before falling to Georgia in the quarterfinals. This is the only the second time since the tournament went to 14 teams in 2013 that UK has not received a double-bye in consecutive years.
- Kentucky holds a 37-42 (.468) all-time record in the SEC Tournament.
- This will be the 10th time Kentucky and Mississippi State have met in the SEC Tournament with UK holding a 5-4 edge in the series in those games. MSU has won each of the last two.

SIX-GAME WINNING STREAK FOR KENTUCKY

- The streak lives on as the Wildcats are coming off a 90-62 win over Auburn on Sunday. UK won each of their final three games of the regular season by at least 15 points for the first time since 1980-1981.
- It is the longest winning streak for Kentucky in league play since Feb. 2019.
- This is the first time Kentucky has won six straight games to end the regular season since 2016. UK went to the SEC Tournament semifinals and NCAA Sweet 16 that season.
- A few things stand out from the winning streak, including that Kentucky trailed in each of the first three wins. UK was down seven to Vanderbilt in the first half, including six in the second half before rallying for a win. Against Mississippi State, Kentucky trailed by 15 with just over 7 minutes to go before its win. Then at Alabama, Kentucky trailed by nine in the first quarter before rallying back to earn the win.
- Kentucky recorded 20 or more assists in back-to-back games (vs. MSU/vs. Vandy) for the first time in conference play, while it hit seven or more 3-pointers in back-to-back-to-back games (vs. MSU/vs. Vandy/at Arkansas) for the first time in league play.

FIRST 10 SEC GAMES VS. LAST SIX SEC GAMES

Stat	First 10 SEC Games	Last 6 SEC Games
FG%	38.8%	42.6%
3PFG%	28.6%	39.5%
FT%	69.9%	81.0%
3PFG/game	4.8	7.3
Total Offense	60.9	77.2
Total Defense	70.4	63.7
Assists/game	10.5	18.3
Rebounds/game	35.3	39.3
Rebounding Margin	-5.7	+3.0
Turnover Margin	-1.6	+4.0

HISTORIC NIGHT IN COMO

- Winning its fifth straight game, Kentucky had a historic night in Columbia vs. Mizzou.
- On top of Rhyné Howard becoming the second all-time leading scorer in Kentucky Basketball history - men's or women's - the Wildcats had several other accomplishments.
- Kentucky led by 17 in the first half, before the second and third quarters were played in the single digits with Mizzou having multiple chances to take the lead. Edwards scored a career-high 30 points with 10 rebounds, while Howard scored 19 points with 12 rebounds, four assists and four steals. UK won the rebounding battle by 5 and had only eight turnovers. UK's 40 points in the paint was its most in league play since the SEC opener vs. UGA.

- Kentucky has won consecutive SEC road games by 15+ points for the first time since Feb. 14 and 18, 2016 at Vanderbilt (16 points) and at Mississippi State (23 points).
- Howard and Edwards each had double-doubles, marking the first time UK players have recorded consecutive double-doubles since Victoria Dunlap and Eleia Roddy accomplished the feat in 2008-09.

CATS DOMINATE ARKANSAS, WIN FOURTH STRAIGHT

- In what was one of the best all-around games UK has played, the Wildcats went down to Fayetteville last Sunday in front of a record crowd and dominated for a 78-55 victory.
- Kentucky hit 10 3s in the game. It was Kentucky's largest rebounding margin in an SEC road game (+11) since Feb. 20, 2020 at Ole Miss (+14).
- UK had 24 second-chance points, which is its third most all year and most in a league game this season. Kentucky's 22 points off turnovers was its most in a league game this season. UK also had 22 points off turnovers at Mizzou.
- Kentucky has scored 25 or more bench points in each of the last five games and are 8-0 this season when they score 25 or more from the bench.
- It was the first time Kentucky has won a SEC game by 20+ points since defeating Tennessee 86-65 in the SEC Tournament on March 6, 2020.
- Kentucky had two players record a double-double in an SEC road game for the first time since Jan. 19, 2017 at LSU (Evelyn Akhator and Taylor Murray).

RHYNE HOWARD ALL-SEC FIRST TEAM; WALKER SEC ALL-FRESHMAN TEAM

- Rhyme Howard and Jada Walker have been named All-SEC performers.
- Howard was named to the All-SEC First Team for the fourth straight season, becoming the second player in the last 14 years to earn four first-team honors. South Carolina's A'ja Wilson accomplished the feat from 20015-2018 and at that time was the first player to do that since Georgia's Tasha Humphrey (2005-08). Howard is the only player in Kentucky women's basketball history to accomplish the feat and is the fourth in men's and women's history combined, joining Jack Tingle, Wah Wah Jones and Ralph Beard. On top of the four All-SEC First-Team honors, she will end her career a two-time SEC Player of the Year, SEC Freshman of the Year and a one-time SEC All-Freshman and SEC All-Defensive Team honoree.
- This is the first All-SEC honor for Walker as she becomes the first UK player since Blair Green and Howard in 2019 to earn freshman team honors. She is the 18th player in program history to earn SEC All-Freshman Team honors.

RHYNE HOWARD NAMED SEC PLAYER OF THE WEEK (2/28)

- After breaking multiple school records and scoring the most points by a Wildcat senior on Senior Day in school history, superstar Rhyme Howard has been named the Southeastern Conference Player of the Week, the league office announced Monday.
- This is the sixth SEC Player of the Week honor for Howard, who earned the honor four times her sophomore season and once her junior season. Howard is second in program history in SEC Player of the Week honors. The guard was SEC Freshman of the Week a league-record eight times in 2018-19.
- Kentucky celebrated Rhyme Howard Day on Sunday vs. Auburn as the guard played her final game inside Memorial Coliseum and went out in style. Howard scored 32 points in the game, which is the most points ever by a Kentucky senior on Senior Day. The performance moved Howard into the top-25 all-time in scoring in the SEC, currently placing 24th with 2,185 points. Howard hit eight 3s in the game, which was a new school record for 3s made in a game. She had six 3s in the first half, which was a new school record for 3s in half. The eight makes from long range gave Howard 272 career 3s, which makes her the school's career record holder in 3s made. Her 32 points were a season high and the performance gave her the second-most 30-point games in school history with nine. Started the week with 19 points and a season-best 12 rebounds at Mizzou, adding four assists and four steals against MU as the Wildcats claimed back-to-back road wins in the SEC by 15+ points for the first time since 2016. The double-double against Missouri was her team-leading 10th of the season.

JADA WALKER NAMED SEC FRESHMAN OF THE WEEK (2/21)

- Walker helped lead a historic Kentucky comeback against Mississippi State, scoring 17 points with five rebounds and one steal. The rookie was a perfect 3-for-3 from long range against the Bulldogs and was 6-of-11 from the field overall. She followed that with 11 points, three rebounds, three assists and two steals against Vanderbilt. Again she was on target from long range, hitting three 3-pointers. It marked the first time all season she has hit three 3s in consecutive games. In Kentucky's impressive win at Arkansas, Walker scored seven points with three rebounds, two steals and one assist. She hit a 3 against the Razorbacks and was 3-for-4 overall from the field. Her 3-point shooting on the week helped Kentucky hit seven or more 3s as a team in each of its last three games for the first time this season in league play.

KENTUCKY UNDER COACH ELZY

(2021-Present)	Total
Home Games.....	22-7
Memorial Coliseum.....	20-5
Rupp Arena.....	2-2
Road Games.....	9-11
Neutral Sites.....	2-2
SEC Games:.....	17-14
Home.....	9-6
Road.....	8-8
Regular season, non-conference.....	14-4
Home.....	13-1
Road.....	1-3
Neutral.....	0-0
vs. ranked teams in non-conference.....	1-2
SEC Tournament.....	1-1
NCAA Tournament.....	1-1
Leading or tied at halftime.....	28-7
Trailing at halftime.....	4-13
Shoot 50 percent or higher.....	12-1
Shoot less than 50 percent.....	21-19
Shoot higher percentage than opp.....	24-4
Shoot lower percentage than opp.....	9-16
Shooting same percentage as opp.....	0-0
Opp. shoots worse than 50 percent.....	32-15
Opp. shoots 50 percent or higher.....	1-5
Score fewer than 60 points.....	0-9
Score 60 or more points.....	33-10
Score 70 or more points.....	27-3
Score 80 or more points.....	15-2
Score 90 or more points.....	6-0
Score 100 or more points.....	0-0
Opp. scores 30 or fewer points.....	0-0
Opp. scores 40 or fewer points.....	1-0
Opp. scores 50 or fewer points.....	6-0
Opp. scores 60 or fewer points.....	18-1
Opp. scores 70 or fewer points.....	27-5
Opp. scores 80 or fewer points.....	33-14
Opp. scores 80 or more points.....	17-19
Opp. scores 70 or more points.....	7-16
Opp. scores 80 or more points.....	2-5
Opp. scores 90 or more points.....	0-1
Outrebounds or same as opponent.....	22-7
Outrebounded by opponent.....	11-13
Commits fewer turnovers than opp.....	23-9
Commits same turnovers as opp.....	1-0
Commits more turnovers than opp.....	9-11
Force 30 or more turnovers.....	2-0
Makes 6 or more 3-pointers.....	26-7
Makes 5 or fewer 3-pointers.....	7-13
Game decided by 10 pts or fewer:.....	12-10
Game decided by 1-5 pts:.....	6-3
Game decided by 6-10 pts:.....	6-7
Game decided by 11-15 pts:.....	5-3
Game decided by 16+ pts:.....	15-7
Overtime games.....	1-0
Televised games.....	33-19
Games vs. ranked opponents.....	6-12
Games vs. top 10 ranked opponents.....	1-8
Games following a loss.....	11-8
Games following a win.....	20-12
More points in the paint than opp.....	18-1
Fewer points in the paint than opp.....	12-18
Same points in the paint than opp.....	3-1
More bench points than opp.....	23-9
Fewer bench points than opp.....	8-8
Same bench points as opp.....	2-2
More 2nd-chance points than opp.....	19-8
Fewer 2nd-chance points than opp.....	12-12
Same 2nd-chance points as opp.....	2-0
On Monday.....	2-0
On Tuesday.....	2-1
On Wednesday.....	3-1
On Thursday.....	11-6
On Friday.....	0-1
On Saturday.....	2-0
On Sunday.....	13-11
In November.....	6-1
In December.....	8-3
In January.....	8-9
In February.....	9-5
In March.....	2-2
In April.....	0-0

SEC STANDINGS (FINAL)

Team	SEC	Pct.	All
#South Carolina	15-1	.937	27-1
LSU	13-3	.812	25-4
Tennessee	11-5	.687	22-7
Ole Miss	10-6	.625	22-7
Florida	10-6	.625	20-9
Georgia	9-7	.562	20-8
Kentucky	8-8	.500	15-11
Missouri	7-9	.437	18-11
Arkansas	7-9	.437	17-12
Alabama	6-10	.375	15-12
Mississippi State	6-10	.375	15-13
Texas A&M	4-12	.250	14-14
Vanderbilt	4-12	.250	13-17
Auburn	2-14	.125	10-17

- Regular season champions; ^ - Tournament champions

CAREER DOUBLE-DOUBLES

RHYNE HOWARD: 27 CAREER (10 SEASON)

2021-22 (10)
 20 points, 10 rebounds vs. N. Alabama, 11-11-21
 22 pts, 10 rebs, 10 assists vs. Winthrop, 11-21-21***
 17 points, 10 rebounds vs. Florida, 1-20-22
 24 points, 10 rebounds vs. Ole Miss, 1-23-22
 25 points, 10 rebounds at Vanderbilt, 1-27-22
 23 points, 12 rebounds at LSU, 1-30-22
 19 points, 10 rebounds vs. Texas A&M, 2-6-22
 16 points, 11 rebounds vs. Miss. State, 2-15-22
 29 points, 10 rebounds at Arkansas, 2-20-22
 19 points, 12 rebounds at Mizzou, 2-24-22
 2020-21 (6)
 18 points, 12 rebounds at DePaul, 12-16-20
 24 points, 10 rebounds vs. Arkansas, 12-31-20
 33 points, 10 rebounds at Miss. State, 1-3-21
 22 points, 10 rebounds vs. Missouri, 1-31-21
 26 points, 10 rebounds at Ole Miss, 2-4-21
 21 points, 16 rebounds vs. Ole Miss, 2-28-21
 2019-20 (6)
 14 points, 11 rebounds vs. Mount St. Mary's, 11-5-19
 13 points, 11 rebounds at Virginia, 11-16-19
 22 points, 11 rebounds vs. Texas A&M, 1-17-20
 26 points, 12 rebounds at LSU, 1-19-20
 26 points, 10 rebounds vs. Miss. State, 2-16-20
 24 points, 11 rebounds vs. South Carolina, 2-23-20
 2018-19 (5)
 25 points, 12 rebounds vs. North Carolina, 11-24-18
 17 points, 10 rebounds vs. Morehead State, 11-28-18
 25 points, 10 rebounds at Louisville, 12-09-18
 20 points, 11 rebounds vs. Ole Miss, 1-13-19
 18 points, 14 rebounds vs. Arkansas, 2-17-19

DRE'UNA EDWARDS: 20 CAREER (9 SEASON)

2021-22 (9)
 22 points, 11 rebounds vs. La Salle, 11-27-21
 19 points, 10 rebounds vs. WVU, 12-1-21
 17 points, 11 rebounds vs. Merrimack, 12-5-21
 14 points, 14 rebounds vs. UofL, 12-12-21
 11 points, 12 rebounds vs. USC Upstate, 12-19-21
 10 points, 10 rebounds vs. Texas A&M, 2-6-22
 23 points, 10 rebounds vs. Miss. State, 2-15-22
 29 points, 10 rebounds at Arkansas, 2-20-22
 30 points, 10 rebounds at Mizzou, 2-24-22
 2020-21 (4)
 27 points, 15 rebounds vs. Belmont, 11-29-20
 16 points, 12 rebounds at Kansas State, 12-3-20
 14 points, 10 rebounds vs. Indiana, 12-6-20
 18 points, 11 rebounds at DePaul, 12-16-20
 2018-19 (7) at Utah

*** denotes triple-double

- The guard has been a star this season, playing in all 26 games with 17 starts, averaging 27 minutes per game. She has impacted games on both ends of the floor, scoring 10 or more points in 14 games, while her on-ball defense has helped the Wildcats tremendously. Walker is averaging 10.4 points per game this season, hitting 42 percent from the field and 37 percent from long range. She has hit a 3 in 16 games, including three or more in four games. Walker ranks third on the team this season in assists with 51 and is second in steals with 37.
- Walker's best games have come against some of the best teams as she scored 16 points with two steals at top-10 ranked Indiana and followed that with 13 points, four rebounds and a steal against West Virginia. The guard was impressive against DePaul, scoring 19 points with two steals, while she had 15 points and hit three 3s against top-20 ranked Georgia. Her season-high performance came at top-15 ranked LSU, scoring 21 points, going 4-of-5 from 3 and 3-of-3 from the free-throw line with three assists and two steals.

COMEBACK CATS STRIKE VS. MISSISSIPPI STATE

- Kentucky used the 11th-largest comeback in school history on Tuesday to earn a key victory over Mississippi State, 81-74. The Bulldogs were projected into the NCAA Tournament prior to Tuesday's game, giving UK a much-needed win against a quality NET opponent.
- The Wildcats trailed 72-57 with just over seven minutes to go before ending the game on a 24-2 run thanks in that to a 16-0 run to take the lead. UK went up one with just over two minutes to go before allowing a layup to briefly give the Bulldogs back the lead. UK then ended the game on a 8-0 run to seal the victory.
- The comeback was UK's largest comeback since trailing Indiana by 14 on Dec. 6, 2020. It was Kentucky's largest comeback in the final 10 minutes of a game since it trailed Louisville by 16 with 6:44 to go in December, 2014.
- It was the first time UK has scored 80+ points in a game since 84 vs. Georgia to start conference play on Jan. 6. UK scored 20+ points in multiple quarters in the game since its win at Auburn on Jan. 25. The Wildcats outrebounded Mississippi State by 15, which was UK's largest rebounding margin in league play and the most since it had a +15 margin vs. West Virginia. Kentucky's 23 assists were its most in league play this season and the most since it had 30 against Merrimack on Dec. 5. UK's 24 free-throws attempted was its most in a league game this season and second most in a game overall this year. UK's percentage of 92 percent was its best in a game this season.
- UK had 30 paint points to 32 by MSU, marking the first time this season UK has won a game when its opponent outscored the Wildcats in the paint. Kentucky's 21 second-chance points was its most in a SEC game this season and most since it had 21 against WVU in December. Kentucky's seven 3s made tied its most in a league game this season. UK also had seven against Auburn, South Carolina and LSU.

THE BIG DAWG AND CO. ARE BACK!

- Dre'una Edwards has put Kentucky on her back during the winning streak, powering Kentucky to its first six-game winning streak in league play since 2019. Edwards started with 24 points, seven rebounds and three steals against Alabama before 23 points with 10 rebounds, three assists, three blocks and two steals against Mississippi State. She had 20 points and seven rebounds against Vanderbilt, adding three assists, two steals and a block. She had 17 points and 13 rebounds at Arkansas, adding a team-high three assists. Her best game yet was vs. Mizzou with 30 points and 10 rebounds. She followed with 25 points and seven rebounds against Auburn, adding three assists and two steals.
- Kentucky is 9-0 this season when Edwards scored 20 or more points.
- Edwards said after the Mississippi State game that Kentucky was not the same team today it was earlier in the season: "It's not about the team that we were in December or January. It's about the team we are in February and March. We're back at it and we're ready to work. I just feel like we got nothing to lose. So, we just go out there and we fight. We're dawgs now, it's way different. It's just a better mentality overall."

EDWARDS, BENCH POWERS CATS BACK TO WIN COLUMN

- With Rhyme Howard playing but still nursing a strained thumb she sustained against South Carolina, someone had to step up to get Kentucky back to the win column at Alabama. Dre'una Edwards did her best offensively, scoring 24 points - 16 in the second half - and sophomore Nyah Leveretter provided the spark with eight points, seven rebounds, three steals and a block. For Leveretter, it was a career-high point and steal output.
- Howard still made an impact on the game with nine points and nine rebounds, adding three blocks and a key steal with seconds remaining. She then hit two free throws to seal the win.
- The Kentucky bench scored 39 points in the game, which was UK's highest bench point total on the season. It was the biggest bench point total for UK since 41 vs. Ole Miss (2/20/20).
- Although UK shot worst from the field, the Wildcats forced 18 turnovers and scored 18 points off those miscues. UK also had 16 offensive boards and had 17 second-chance points. All nine Wildcats on the roster scored in the game for the first time this season.

MISS 2,000! RHYNE HOWARD JOINS ELITE COMPANY

- Dan Issel. Valerie Still. Rhyme Howard. The only three Wildcats to score 2,000 career points in 100 games or less. That is the elite company that the senior guard joined on Jan. 27.
- Howard scored 25 points against the Commodores to record her 2,000th point. She went 8-of-17 from the field, 4-of-8 from 3 and 5-of-5 from the free-throw line. She added 10 rebounds and five steals with one assist and two blocks.
- Howard ranks second in Kentucky WBB history in points scored (2,185) with the top spot - Valerie Still, 2,763 - more than likely out of reach. Against Missouri, Howard passed Dan Issel for second all-time in Kentucky history - men's and women's.
- Her 32 points against Auburn on Rhyme Howard Day helped her crack into the Top 25 career scoring list in SEC history, currently in 24th place with 2,185 points. With 15 more points scored, she will be the 21st player in SEC history to reach 2,200 career points scored.
- Howard ranks high nationally in several categories, including 16th nationally in points per game and 29th nationally in steals per game. Howard ranks first in the Southeastern Conference in points per game, while she is fourth in steals per game and third in field-goals made and fifth in free-throw percentage.
- Howard has been on a great run the last several games:
 - at Tennessee (1/16): 24 points, 5 rebounds, 4 steals, 3 assists, 1 3PFG
 - vs. Florida (1/20): 17 points, 10 rebounds, 3 assists, 3 blocks, 2 3PFG
 - vs. Ole Miss (1/23): 24 points, 10 rebounds, 3 blocks, 1 steal
 - at Auburn (1/25): 29 points, 9 rebounds, 3 steals, 5 3PFG
 - at Vanderbilt (1/27): 25 points, 10 rebounds, 5 steals, 2 blocks, 4 3PFG
 - at LSU (1/30): 23 points, 12 rebounds, 3 assists, 1 3PFG
 - vs. TAMU (2/6): 19 points, 10 rebounds, 3 3PFG, 2 assists
 - vs. South Carolina (2/10): 21 points, 9 rebounds, 4 3PFG, 4 assists, 4 steals
 - at Alabama (2/13): 9 points, 9 rebounds, 3 blocks, 1 steal, 1 assist
 - vs. Miss. State (2/15): 16 points, 11 rebounds, 2 3PFG, 6 assists, 2 steals, 2 blocks
 - vs. Vanderbilt (2/17): 17 points, 4 rebounds, 3 3PFG, 3 assists, 2 steals
 - at Arkansas (2/20): 29 points, 10 rebounds, 5 3PFG, 6-6 FT, 2 assists, 2 blocks
 - at Missouri (2/24): 19 points, 12 rebounds 1 3PFG, 4 assists, 4 steals
 - vs. Auburn (2/27): 32 points, 2 rebounds, 8 3PFG, 2 assists, 2 steals

RHYNE HOWARD LEADS A TEAM EFFORT IN WIN AT AUBURN (1/25)

- Still shorthanded with only seven available players - and really just six players in the second half due to an injury sustained to Treasure Hunt in the first half that limited her to just five minutes in the second half - UK put together a solid performance on both sides of the ball to get back in the win column. UK defeated Auburn 67-55 thanks to a 26-15 fourth quarter.
- Although UK got production from all seven players, it was Rhyme Howard that turned it up in the fourth quarter to help power UK to the much-needed win. Howard scored 13 points in the first half and was held scoreless in the third quarter. Howard scored 17 points in the fourth quarter, going 4-of-7 from the field, 3-of-4 from 3 with four rebounds. Howard was also 6-of-6 from the free-throw line in the fourth quarter.
- That scoring spurt in the fourth quarter powered UK to end the game on a 17-2 run. UK went 8-of-14 from the field in the fourth quarter, hitting five of its last six field goals.
- Jazmine Massengill and Emma King scored in double figures. King had career-highs in minutes, field goals made and assists. Nyah Leveretter had two blocks, which was a career high. Jada Walker had a career-high five steals while Olivia Owens had seven rebounds and three blocks. UK won the paint points 24-22 and the rebounding margin 43-34.

SHORTHANDED WILDCATS TRYING TO BE RESILIENT

- Kentucky played the last few weeks with just seven available players. Jan. 20 against Florida, Dre'una Edwards was unavailable due to a disciplinary matter, while Robyn Benton played just a few minutes before sustaining an ankle injury.
- Jan. 23 against Ole Miss and Jan. 25 vs. Auburn, UK also just had seven players as Edwards, and Benton were all out for the same reasons.
- Jan. 27 vs. Vanderbilt, all three were also out and Treasure Hunt didn't play due to injury leaving Kentucky with six available players for the game.
- Jan. 30 at LSU, UK had Edwards back available but Benton was still out and Massengill joined the injury list as she did not play and was in concussion protocol.
- Feb. 6 vs. TAMU, Benton was still unavailable.
- Feb. 10 vs. South Carolina, UK had all nine scholarship players available.
- In UK's 11 losses, six have come with UK shorthanded and missing at least one starter while four of the six losses UK was missing multiple starters.
- UK's other five losses have come against top-10 ranked teams in Indiana, Louisville, South Carolina and Tennessee.

20-POINT SCORING GAMES

RHYNE HOWARD		59
29	vs. Southern	11/11/18
20	vs. UCLA	11/23/18
25	vs. North Carolina	11/24/18
25	at Louisville	12/09/18
25	vs. Murray State	12/21/18
20	vs. Ole Miss	01/13/19
21	at Texas A&M	01/27/19
23	at Alabama	02/11/19
25	vs. Missouri	03/08/19
21	at NC State	03/25/19
24	vs. Stetson	11/13/19
24	vs. Morehead State	11/21/19
27	vs. Grambling State	11/26/19
29	vs. Charlotte	12/04/19
30	vs. Samford	12/08/19
26	vs. Louisville	12/15/19
29	at California	12/21/19
28	at South Carolina	01/02/20
37	vs. Tennessee	01/05/20
43	at Alabama	01/09/20
22	at Florida	01/12/20
24	vs. Texas A&M	01/16/20
26	at LSU	01/19/20
20	at Arkansas	02/09/20
26	vs. Mississippi State	02/16/20
21	at Ole Miss	02/20/20
24	vs. South Carolina	02/23/20
25	vs. Georgia	02/27/20
26	at Vanderbilt	03/01/20
24	vs. Tennessee	03/06/20
26	vs. Mississippi State	03/07/20
22	vs. Indiana	12/06/20
24	vs. Arkansas	12/31/20
33	at Mississippi State	01/03/21
22	at Texas A&M	01/07/21
32	vs. South Carolina	01/10/21
22	vs. Missouri	01/31/21
26	at Ole Miss	02/04/21
31	at Florida	02/15/21
27	at Georgia	02/25/21
21	vs. Ole Miss	02/28/21
27	vs. Florida	03/04/21
33	vs. Georgia	03/05/21
28	vs. Iowa	03/23/21
20	vs. North Alabama	11/11/21
23	at Indiana	11/14/21
22	vs. Winthrop	11/21/21
27	vs. West Virginia	12/01/21
21	vs. Merrimack	12/05/21
22	vs. USC Upstate	12/19/21
30	vs. Georgia	01/06/22
24	at Tennessee	01/16/22
24	vs. Ole Miss	01/23/22
29	at Auburn	01/25/22
25	at Vanderbilt	01/27/22
23	at LSU	01/30/22
21	vs. South Carolina	02/10/22
29	at Arkansas	02/20/22
32	vs. Auburn	02/27/22
DRE'UNA EDWARDS		10
27	vs. Belmont	11/29/20
20	vs. Presbyterian	11/10/21
27	vs. North Alabama	11/11/21
20	vs. Winthrop	11/21/21
22	vs. La Salle	11/27/21
24	at Alabama	02/13/22
23	vs. Miss. State	02/15/22
20	vs. Vanderbilt	02/17/22
30	at Mizzou	02/24/22
25	vs. Auburn	02/27/22
BLAIR GREEN		1
22	vs. Vanderbilt	1/17/21
ROBYN BENTON		1
22	vs. DePaul	12/9/21
JADA WALKER		1
21	at LSU	01/30/22

STARTING LINEUP RECORDS

Team	G	G	G	F	F/C	Result
Lee [EXH]	Massengill	King	Howard	Edwards	Owens	W, 95-51
Presbyterian	Massengill	King	Howard	Edwards	Owens	W, 81-53
N. Alabama	Massengill	Benton	Howard	Hunt	Edwards	W, 98-56
Indiana	Massengill	Benton	Howard	Hunt	Edwards	L, 88-67
Winthrop	Massengill	Benton	Howard	Hunt	Edwards	W, 92-47
La Salle	Massengill	Benton	Howard	Hunt	Edwards	W, 74-52
West Virginia	Massengill	Benton	Howard	Hunt	Edwards	W, 83-60
Merrimack	Massengill	Benton	Howard	Hunt	Edwards	W, 90-56
DePaul	Massengill	Walker	Benton	Howard	Hunt	L, 94-85
Louisville	Massengill	Benton	Howard	Hunt	Edwards	L, 64-58
USC Upstate	Massengill	Walker	Howard	Hunt	Edwards	W, 67-44
Georgia	Massengill	Walker	Howard	Hunt	Edwards	W, 84-76
S. Carolina	Massengill	Walker	Howard	Hunt	Edwards	L, 74-54
Tennessee	Massengill	Benton	Howard	Hunt	Edwards	L, 84-58
Florida	Massengill	Walker	Howard	Hunt	Owens	L, 77-52
Ole Miss	Massengill	Walker	Howard	Hunt	Owens	L, 63-54
Auburn	Massengill	Walker	Howard	Hunt	Owens	W, 67-55
Vandy	Massengill	Walker	Howard	Leveretter	Owens	L, 65-57
LSU	Walker	King	Howard	Hunt	Owens	L, 78-69
Texas A&M	Massengill	Walker	Howard	Hunt	Owens	L, 73-64ot
S. Carolina	Massengill	Walker	Howard	Hunt	Owens	L, 59-50
Alabama	Massengill	Walker	Howard	Hunt	Owens	W, 67-63
Miss. State	Massengill	Walker	Howard	Hunt	Leveretter	W, 81-74
Vandy	Massengill	Walker	Howard	Hunt	Leveretter	W, 69-65
Arkansas	Massengill	Walker	Howard	Hunt	Leveretter	W, 78-55
Missouri	Massengill	Walker	Howard	Hunt	Leveretter	W, 78-63
Auburn	Massengill	Walker	Howard	Hunt	Leveretter	W, 90-62
Miss. State						

Record by Lineups:

1.	Massengill	King	Howard	Edwards	Owens	1-0
2.	Massengill	Benton	Howard	Hunt	Edwards	5-3
3.	Massengill	Walker	Benton	Howard	Hunt	0-1
4.	Massengill	Walker	Howard	Hunt	Edwards	2-1
5.	Massengill	Walker	Howard	Hunt	Owens	2-4
6.	Massengill	Walker	Howard	Leveretter	Owens	0-1
7.	Walker	King	Howard	Hunt	Owens	0-1
8.	Massengill	Walker	Howard	Hunt	Leveretter	5-0

bold indicates last starting lineup used

2021-22 HONORS

RHYNE HOWARD

- Cheryl Miller Award Preseason Watch List
- Wooden Award Preseason Watch List
- Wade Trophy Preseason Watch List
- Naismith Trophy Preseason Watch List
- SEC Preseason Player of the Year (coaches and media)
- SEC Preseason All-SEC First Team (coaches and media)
- AP First-Team Preseason All-American (unanimous)
- Wooden Award Top 25 Midseason Watch List
- Naismith Women's Defensive POY Watch List
- Naismith Trophy POY Midseason Watch List
- Cheryl Miller Award Top 10 Finalist
- Senior CLASS Award Finalist
- Naismith Trophy National Player of the Week (2/22)
- SEC Player of the Week (2/28)
- First-Team All-SEC (Coaches)

JAZMINE MASSENGILL

- Nancy Lieberman Award Preseason Watch List

JADA WALKER

- SEC Freshman of the Week (2/21)
- SEC All-Freshman Team (Coaches)

COMEBACK CATS

Last season, UK used a come-from-behind effort to defeat Indiana. It tied the 12th-largest comeback in program history.

BIGGEST COMEBACKS

- 19 Miami (Ohio), 53-34, 16:27 in second half, (won, 77-71) 11/21/00
- 18 Miami (Ohio), 14:35 in second half, (won, 108-102, OT) 12/21/02
- 18 Middle Tenn., 31-13, 3:54 in first half, (won, 68-66) 1/8/89
- 17 Oregon State, 38-21, 2:29 in first half (won 73-70) 11/25/04
- 17 WKU, 30-47, 17:09 in second half, (won 76-63) 12/22/03
- 17 Villanova, 19-2, 11:52 in first half (won 63-54) 12/29/96
- 16 Louisville, 32-16, 6:44 in first half (won 77-68) 12/7/14
- 16 South Carolina, 30-46 in second half, (won, 78-74) 2/14/13
- 16 Vanderbilt, 53-37, 11:19 in second half (won, 74-68) 1/6/89
- 16 Ole Miss, 24-8, 6:51 in first half (won, 69-61) 2/8/07
- 15 Mississippi State, 72-57, 7:10 in fourth quarter (won, 81-74) 2/15/22
- 15 Mississippi State, 54-39, 15:18 in second half (won, 76-67) 3/6/15
- 14 Baylor, 40-26, 18:31 in the second half (won, 74-64) 11/17/14
- 14 Louisville, 21-7, 11:16 in first half (won 69-64) 12/1/13
- 14 Louisville, 35-21, 15:08 in second half (won, 48-47) 2/2/12
- 14 Florida, 20-6, 12:46 in first half (won, 71-67) 3/2/12
- 14 Mississippi St., 40-26, 18:52 in second half, (won, 76-65) 3/6/10
- 14 Xavier, 40-26, 18:49 in second half (won, 67-62) 3/24/05
- 14 Toledo, 32-18, 5:43 in second half (won, 85-76) 3/24/90
- 14 Auburn, 22-8, 8:36 in first half (won 91-90 2OT) 2/2/86
- 14 Indiana, 28-14, 6:44 in second quarter (won 72-68) 12/6/2020

COVID CAUSES HAVOC ON UK'S SCHEDULE

- UK has had several games PPD due to COVID. The Dec. 17 game vs. Morgan State was postponed due to COVID issues at Morgan State. That game is still up for a reschedule.
- UK's SEC opener vs. Auburn was postponed due to COVID issues with the Auburn program. UK made up that game on Jan. 25 and earned a win.
- UK's Jan. 3 game vs. Mississippi State was also postponed due to COVID issues within the UK program. That game had been rescheduled for Thursday, Jan. 13 at 7 p.m. in Lexington before COVID issues with Miss. State postponed it again. It is now scheduled for Feb. 15.
- UK had to play four games in eight days twice to make up for all the postponements.
- Jan. 23-Jan. 30: vs. Ole Miss, at AU, at Vandy at LSU - UK went 1-3
- Feb. 13-Feb. 20: at Bama, vs. Miss. St., vs. VU, at ARK - UK went 4-0

WILDCATS SHOW RESILIENCE IN WIN VS. GEORGIA

- Resilience is one of the pillars of the Kentucky women's basketball program and the Wildcats showed plenty of that playing for the first time in over two weeks Thursday. UK had a limited roster in practice leading up to the game due to injuries and COVID protocols, but a full roster available for the game and earned a key 84-76 win over No. 15 Georgia.
- The win was Kentucky's first over a ranked team this season and the 100th in program history. It was the fifth win for Elzy over a ranked team, including her third vs. a top-15 team.
- It was the UK offense that powered the Wildcats to the win. Kentucky shot 52.2 percent from the field, including 59 percent from the field in the fourth quarter. Kentucky outscored Georgia 26-19 in the fourth quarter to secure the win, including a 7-0 run to end the game. UK hit four of its last five field goals in the game, while Georgia missed its last four shots and did not score the final 2:06 of the game.
- Kentucky's 84 points scored in the game were the most UGA has allowed an opponent this season. The previous high was 80 by NC State in overtime.
- UK's 48 paint points was the most UGA has allowed an opponent this season.

"SNOW" STOPPING RHYNE HOWARD VS. GEORGIA

- In an empty Memorial Coliseum, Rhyme Howard put Kentucky on her back and powered the Wildcats to a much-needed win over No. 15 Georgia on Jan. 6. With the city of Lexington receiving nearly 10 inches of snow - its seventh-largest snow day ever - UK Athletics decided to discourage fans to attending the game due to hazardous road conditions.
- Howard scored 30 points in the game, including 22 in the second half. She scored 17 points in the fourth quarter. On top of scoring UK's last 10 points in the game, she scored 13 of UK's last 17 points overall.
- With Kentucky up three points with just over a minute to go, Howard finished strongly at the rim and drew a foul, completing an and-one to all but clinch the UK win.

EDWARDS EARNS FIFTH STRAIGHT DOUBLE-DOUBLE

- With 11 points and 12 rebounds against USC Upstate, Dre'una Edwards recorded her fifth straight double-double to put her in exclusive company in program history.
- Edwards is the first UK player with five straight double-doubles since Evelyn Akhator had five straight across two seasons in 2016.
- Edwards is the first player to record five straight double-doubles in the same season since Eleia Roddy had seven straight in 2008-09.
- The double-double stretch stopped vs. UGA as Edwards recorded 17 points with six boards.
- The forward is having an incredible season for Kentucky, averaging 16.6 points and 8.0 rebounds per game. She is hitting 50.0 percent from the field with 21 blocks.

RHYNE HOWARD LEAVING HER LEGACY AT KENTUCKY

- Rhyme Howard is showing once again that she is the best player in college basketball.
- Her junior season was one for the record books at Kentucky, earning first-team All-America honors from the Associated Press, WBCA, USBWA and Wooden Award. She was one of four finalists for the WBCA Wade Trophy, one of five finalists for the John R. Wooden Award, one of four finalists for the 2021 Naismith Trophy and a finalist for the 2021 Cheryl Miller Award. For the second year in a row, SEC coaches named Howard the SEC Player of the Year, while she earned All-SEC First Team honors for the third straight season.
- Howard – who was the only player in the nation in 2020-21 to average over 20 points per game with at least 7.3 rebounds per game, 90 assists and 60 steals – had a great junior season for the Wildcats, averaging 20.7 points per game with 7.3 rebounds per game. She hit a team-best 56 3-pointers and had 91 assists, 61 steals and 19 blocks. Although her scoring average was two points less than it was in 2019-20, Howard showed she is an all-around player and not just a scorer, upping her rebounds per game, assists per game and steals per game average from both her freshman and sophomore seasons.
- The native of Cleveland, Tennessee, played 24 games last season with nearly half of those

UK IN NCAA/SEC STATS

Category	TEAM (AS OF 2/28)		
	NCAA Rank	SEC Rank	Stat
Ast/TO Ratio	49	3	1.08
Assists	73	5	402
Asts/game	45	2	15.5
Blocks	13	5	146
Blks/game	8	4	5.6
Fewest Fouls	105	3	413
Fewest TOs	69	3	373
FG%	66	5	43.0
FG% defense	223	9	40.8
FT Attempts	185	13	430
FT Made	186	13	299
FT%	197	6	69.5
Fouls/game	135	7	15.9
Reb. margin	191	10	-0.3
Rebounds	205	14	965
Rebs/game	151	10	37.12
Scoring Def.	218	9	65.4
Scoring Margin	95	7	6.4
Scoring Off.	52	4	71.8
Steals	127	9	221
Steals/game	121	7	8.5
3FG% Def.	317	13	34.1
3FG made	190	8	148
3FG/game	180	6	5.7
3FG%	103	6	32.4
TO margin	59	5	2.96
TOs Forced	107	5	17.31
TOs/game	86	5	14.3
W-L%	137	9	57.7

INDIVIDUAL	NCAA	SEC	STAT
Ast/TO Ratio - Massengill	11	1	2.60
Howard	93	6	1.77
Asts- Massengill	92	7	112
Asts/gm- Massengill	69	5	4.5
Howard	244	12	3.3
Blocks- Howard	118	13	34
Blocks/gm- Howard	119	12	1.31
Edwards	164	13	1.14
FG Made - Howard	44	3	182
FG% - Edwards	47	3	52.3
Howard	152	12	44.0
FT Made - Howard	45	5	108
FT% - Howard	110	5	80.6
Points - Howard	23	2	530
Points/gm - Howard	16	1	20.4
Edwards	82	6	17.0
Rebs/gm - Howard	129	7	7.9
Edwards	82	6	17.0
Steals - Howard	31	4	67
Steals/gm - Howard	29	3	2.58
3PFG/gm- Howard	89	7	58
Triple-Doubles- Howard	7	2	1

STAT SUPERLATIVES

Here are some UK career statistical superlatives among current players:

Most Games Played for UK:

109 Rhyne Howard
90 Blair Green

Most Games Started:

109 Rhyne Howard

Consecutive Games Started:

37 Rhyne Howard

Games with Double-Figure Scoring:

	2021-22	Career
Rhyne Howard	23	97
Jada Walker	14	14
Dre'una Edwards	18	49
Blair Green	0	17
Robyn Benton	10	17
Treasure Hunt	5	7
Olivia Owens	0	2
Jazmine Massengill	8	9
Emma King	1	1

Current Streak of Consecutive Games Played with Double-Figure Scoring:

6 by Dre'una Edwards
5 by Rhyne Howard
1 by Jada Walker

Games with Double-Figure Rebounding:

	2021-22	Career
Rhyne Howard	10	27
Dre'una Edwards	9	13

Consecutive Games with Double-Figure Rebounding:

n/a

Games with a Double-Double:

	2021-22	Career
Rhyne Howard	10	27
Dre'una Edwards	9	13

Consecutive Games with Double-Double:

n/a

40-point games:

	2021-22	Career
Rhyne Howard	0	1

30-point games:

	2021-22	Career
Rhyne Howard	2	9
Dre'una Edwards	1	1

20-point games:

	2021-22	Career
Rhyne Howard	15	59
Dre'una Edwards	9	10
Blair Green	0	1
Robyn Benton	1	1
Jada Walker	1	1

Consecutive 20-point games:

2 by Dre'una Edwards
1 by Rhyne Howard

Consecutive Games with a 3-pointer:

5 by Rhyne Howard, Jada Walker

Consecutive Games with at least one steal:

9 by Jada Walker
5 by Jazmine Massengill
2 by Howard, Edwards
1 by Robyn Benton

coming against top-25 ranked opponents. In those games, Howard showed she is the best player in the country with impressive numbers. In 11 games against ranked opponents, Howard averaged 22.3 points per game, hitting 47.1 percent from the field and 39.7 percent from 3 with 6.7 rebounds per game and 3.0 assists per game. Howard had four 30+ scoring games during the season with three coming against top-25 ranked teams.

- For her career, Howard has scored 2,185 career points sitting second in UK history in points scored. Against Vanderbilt, Howard scored her 2,000 career points, becoming just the third Wildcat in school history – both men’s and women’s – to record 2,000 or more points in 100 games or less. She joined Hall of Famers Dan Issel and Valerie Still in that category. Howard ranks second in school history in career scoring average at 20.0, while she is tied for second in field-goals made with 757, first in career 3s made with 272 and fourth in career 3-point field-goal percentage at 37.4. She is also fourth in UK history in steals per game at 2.367.
- In 109 career games, Howard has ...
 - Hit at least one 3 in 94 career games, including 21 times this season.
 - Made three or more 3s in 46 career games, including nine this season.
 - Made five or more 3s in 16 career games, including four times this season.
 - Scored 10+ points in 97 career game, including 23 times this season.
 - Scored 15+ points in 81 career games, including 22 times this season.
 - Scored 20+ points in 59 career games, including 15 times this season.
 - Scored 25+ points in 32 career games, including six times this season.
 - Scored 30+ points in 9 career games, including twice this season.
 - Led UK in scoring in 70 career games, including 16 times this season.
 - Led UK in rebounding in 59 career games, including 14 times this season.
 - Led UK in assists in 39 career games, including 10 times this season.
 - Led UK in steals in 48 career games, including 17 times this season.
 - Led UK in blocks in 43 career games, including 12 times this season.
 - Has 27 career double-doubles, including 10 this season.
 - Has 1 triple double.

RHYNE HOWARD VS. RANKED TEAMS

• Rhyne Howard is at her best against top teams. Below is a look all-time vs. ranked teams.

	GP	Min	FG%	3PT%	FT%	R/G	AST	STL	BLK	PTS/G
2021-22	7	37.6	.450	.286	.656	7.9	21	17	9	19.7
2020-21	11	36.3	.471	.397	.772	6.7	33	28	9	22.3
2019-20	8	35.1	.395	.319	.762	7.6	28	12	8	26.4
2018-19	10	30.4	.422	.358	.607	5.6	17	21	4	15.0
TOTALS	36	34.6	.435	.345	.722	6.8	93	78	30	20.7

HOWARD NAMED TO SEVERAL WATCH LISTS

- Rhyne Howard has been tabbed to the Cheryl Miller Award Preseason Watch List, Wooden Award Preseason Watch List, Wade Trophy Preseason Watch List and Naismith Trophy Preseason Watch List. Howard was a finalist for those awards last season.
- On Jan. 25, she was named to the Naismith Defensive Player of the Year Watch List.
- On Jan. 31, she was named to the Wooden Award Top 20 Late Season Watch List.
- On Feb. 8, she was named to the Naismith Trophy Midseason Team.
- On Feb. 9, she was named to the Cheryl Miller Award Top 10.
- On Feb. 10, she was named a finalist for the Senior CLASS Award.

KEY STATS TELL THE TALE

- In Kyra Elzy’s short tenure as Kentucky’s head coach, a few key stats help tell the tale on when the Wildcats have success.
- Kentucky is 12-1 under Kyra Elzy when it shoots 50 percent or better from the field. The lone loss was Jan. 30 at LSU. Conversely, Kentucky is 20-19 when it shoots under 50 percent. UK is 1-5 under Elzy when its opponent shoots 50 percent or higher.
- UK is 27-4 under Kyra Elzy when it scores 70 or more points and 15-2 when it scores 80+.
- When Kentucky holds its opponents to 60 or fewer points under Kyra Elzy, it is 19-1 and 27-5 when it holds opponents to 70 points or less.
- Under Elzy, UK is 18-1 when it has more points in the paint and 12-16 when it has fewer. The lone loss was against Texas A&M on Feb. 6. The wins vs. Miss. State and Vandy were the first time this season UK has won a game when it had fewer points in the paint.
- Three games recently have broken the trend of these key stats. The LSU loss was Kentucky’s first under Elzy when it shot 50 percent or better. The TAMU loss was Kentucky’s first under Elzy when it had more points in the paint. The South Carolina loss was Kentucky’s first under Elzy when it holds an opponent to 60 or less points.

CATS IN THE RECORD BOOKS

IND. CAREER RECORDS	TEAM SINGLE SEASON RECORDS	1,000 POINT CLUB
SCORING AVERAGE	BLOCKS	1. Valerie Still, 2,763
1. Valerie Still 23.2	1. 2012-13 181	2. RHYNE HOWARD, 2,185
2. RHYNE HOWARD 20.0	2. 2006-07 152	3. A'dia Mathies, 2,014
3. Leslie Nichols 18.2	3. 2014-15 148	4. Victoria Dunlap, 1,846
FIELD GOALS MADE	4. 2021-22 146	5. Leslie Nichols, 1,797
1. Valerie Still 1,118	SEC ALL-TIME SCORING LEADERS	6. Makayla Epps, 1,790
2. RHYNE HOWARD 757	1. Chamique Holdsclaw, UT 1996-99 3,025	7. Maci Morris, 1,692
Leslie Nichols 757	2. LaToya Thomas, MS 1999-03 2,981	8. Samantha Mahoney, 1,601
3-POINT FIELD GOALS MADE	3. Joyce Walker, LS 1980-84 2,906	9. Pam Browning, 1,598
1. RHYNE HOWARD 272	4. Valerie Still, UK 1980-83 2,763	10. Sara Potts, 1,563
2. Sara Potts 271	5. Seimone Augustus, LS 2002-06 2,702	11. Sarah Elliott, 1,502
3-PT FG % (MIN. 200 ATT.)	6. Janet Harris, UG 1982-85 2,641	12. Elisabeth Lukschu, 1,488
1. Maci Morris 41.1	7. Chantelle Anderson, VU 2000-03 2,604	13. Selia "SeSe" Helm, 1,487
2. Kristi Cushenberry 39.7	8. Wendy Scholtens, VU 1988-91 2,602	14. Stacey Reed, 1,482
3. RHYNE HOWARD 37.9	9. Victoria Vivians; MS 2014-18 2,527	15. Jennifer O'Neill, 1,449
4. Sara Potts 37.7	10. Julie Gross, LS 1976-80 2,488	16. Tiffany Wait, 1,445
5. Keyla Snowden 36.9	11. Peggie Gillom, OM 1977-80 2,486	17. Jodie Whitaker, 1,433
STEALS PER GAME (MIN. 75)	12. Bridgette Gordon, UT 1986-89 2,464	18. Taylor Murray, 1,359
1. Stacey Reed 2.710	13. Cornelia Gayden, LSU 1992-95 2,451	19. Kristi Cushenberry, 1,358
2. Leslie Nichols 2.504	14. Tan White, MS 2002-05 2,421	20. Belitta Croley, 1,339
3. Rita Adams 2.427	15. A'ja Wilson, SC 2015-18 2,389	21. Bria Goss, 1,318
4. RHYNE HOWARD 2.367	16. Dominique Canty, UA 1996-99 2,294	22. Stacy McIntyre, 1,215
5. Victoria Dunlap 2.310	17. Tasha Humphrey, UGA 2005-08 2,272	23. Maria Donhoff, 1,187
DOUBLE-DOUBLES	18. Sheila Foster, SC 1979-82 2,266	24. LaTonya McDole, 1,180
1. Valerie Still 66	19. Sylvia Fowles, LSU 2005-08 2,234	25. Lea Wise, 1,179
2. Leslie Nichols 33	20. Shannon Johnson, SC 1993-96 2,230	26. Patty Jo Hedges, 1,176
3. Evelyn Akhator 31	21. Katrina McClain, UGA 1984-87 2,195	27. Jocelyn Mills, 1,170
Victoria Dunlap 31	22. Sophie Cunningham, MIZ 2016-19 2,187	28. Karen Mosley, 1,135
5. RHYNE HOWARD 27	23. Jennifer Gillom, OM 1983-86 2,186	29. Janet Timperman, 1,080
	24. Rhyme Howard, UK 2019-22 2,185	30. Tedra Eberhart, 1,071
		31. Kim Denkins, 1,057
		32. Debbie Miller, 1,031
		33. Laura Meadows, 1,024
		Janee Thompson, 1,024
		35. Sandy Harding, 1,023
		--- Dre'una Edwards, 920 ---

CATS DISH OUT 30 ASSISTS VS. MERRIMACK

- For the fourth time this season, UK recorded 20 or more assists in a game, posting 30 against Merrimack. It was the first time UK has recorded 30 or more assists in a game since having 32 vs. Morehead State in November of 2015. UK had four total games last season of 20 or more assists, already hitting that number early on this season.
- UK has dished out 25 or more assists in three games this season, which is the first time a UK team has accomplished that since the 1993-94 team had four games of 25 or more assists.

KENTUCKY DOMINATED WVU WITH TOTAL TEAM EFFORT

- Facing a much bigger WVU lineup, the Kentucky women's basketball team put together one of its better performances under Kyra Elzy with a 83-60 victory over WVU.
- Kentucky hit 11 3s in the game, which was a season high, and became the first non-conference team to score 83 or more points against WVU since Iowa in 2018. Rhyme Howard led all scorers with 27 points, hitting five 3s with seven rebounds, four assists and three steals. Dre'una Edwards scored 19 points with 10 rebounds, recording her second straight double-double. Freshman Jada Walker scored in double figures for the fifth straight game.
- Defensively, UK had its best performance, limiting WVU to 37.1 percent from the field and 4-of-11 from long range. Kentucky had 10 blocks in the game, which was a season high and the most for a UK team since December 2017.
- The Wildcats won the rebounding battle 43-28, including 13-9 in offensive rebounds. The Wildcats outscored WVU 21-5 in sec-

ond-chance points and had a 32-30 edge in paint points.

- "They pounded us on the boards, and they were more physical. I'm very disappointed in our team, we just weren't physical with them. We didn't put a body on them, or keep them off the board. We gave them too many chances." - WVU Head Coach Mike Carey

HOWARD ADDS TRIPLE-DOUBLE TO HER ILLUSTRIOUS CAREER

- UK's Rhyme Howard has pretty much accomplished everything possible during her career and is on pace to have her name planted inside the top 10 of almost every career record at UK. Against Winthrop on Nov. 21, she added her name to a very short list becoming the third player in program history to record a triple-double.
- Howard scored 22 points against the Eagles with 10 rebounds and 10 assists, adding five steals and four 3s. The guard became the first player since Makayla Epps on Nov. 18, 2015. Leslie Nichols recorded the first triple-double in school history in 1986.

HISTORIC REBOUNDING NIGHT FOR UK VS. NORTH ALABAMA

- Kentucky's second-half surge against North Alabama was large part due to UK's dominance inside. After just 18 paint points in the first half, UK recorded 40 in the second half. The 58 paint points were a season high for UK.
- Kentucky had 30 second-chance points in the game, which was the most for a UK team since also having 30 on Nov. 19, 2014 vs. Morehead State.
- UK's 24 offensive rebounds was its most since it had 24 vs. Alabama State on Nov. 7, 2018.

KENTUCKY RETURNED MAJORITY OF 2020-21 ROSTER

- Kentucky returned nine players from last year's roster, including three starters. Those numbers did take a hit when guard Blair Green sustained a torn Achilles in UK's closed scrimmage vs. EKU and will miss the entire 2021-22 season.
- The returners are headlined by 2020-21 consensus All-America First Team honoree Rhyne Howard. Howard averaged 20.7 points per game last season, adding 7.3 rebounds per game and a team-best 91 assists. Kentucky's third- and fourth-leading scorers also return in Dre'una Edwards and Robyn Benton. Point guard Jazmine Massengill, who missed the first half of the season due to NCAA transfer rules after finishing second on the team in assists per game. In all, UK returned 70% of its scoring, 3-pointers made and assists, while it brought back 63% of its rebounding and 58% of its steals.
- Also returning were Treasure Hunt, Nyah Leveretter, Olivia Owens and Emma King. Hunt really came into her own at the end of the 2020-21 season, while Leveretter has added strength and experience and should help in the post. Owens is the big UK has sought the past few years and appears poised for a good season. King should see expanded minutes, especially with the injury to Green as she is instant offense.

ELZY TAKES FULL ADVANTAGE OF 2021 OFFSEASON

- Nearly every coach in the country has talked about losing the summer of 2020 to help build their teams last season. Kyra Elzy has made sure to make the most of that this offseason as the Wildcats have been very intentional about developing on and off the court.
- The first part was on-court development. Elzy hired Kentucky's first-ever women's basketball only strength coach in Lee Taylor, who is a well-respected women's basketball strength coach in the nation. The hire has paid off as across the board the Wildcats are in the best shapes of their lives and the players have raved about the work they have put in.
- The second part was team building, which the Wildcats felt they missed out on last offseason. That has been corrected and then some in 2021 as Elzy has taken the team to countless team building events. First, the team went to Red River Gorge to hike and enjoy a day together in one of Kentucky's most beautiful landscapes. The team also went on a surprise trip to Fort Campbell, where they gave up their cell phones for the weekend and came together in a unique way.

BLAIR GREEN TO MISS 2021-22 SEASON DUE TO TORN ACHILLES

- Blair Green sustained a ruptured Achilles during UK's closed scrimmage vs. EKU on Oct. 30 and will miss the 2021-22 season.
- Coach Elzy released the news later that day and said in a statement at the time: "This has been an emotional day for our program. Blair, her teammates and everyone in this program are hurting as we wrap our minds around potentially losing her for the season before it begins. Blair Green exemplifies what being a Kentucky women's basketball player is all about. Although it appears we have lost her on the court, her leadership off the court will still have an impact on our team this season. We will be here to support her through this and make sure she comes out better on the other side. I ask that Big Blue Nation fills her and her family with love and support right now."

#ELZYERA IS HERE TO STAY

- It was a successful first season for the Kentucky women's basketball program under head coach Kyra Elzy, who became the first UK women's basketball head coach to lead his or her team to the NCAA Tournament in their first season at the helm.
- During the 2020-21 season, Kentucky defeated five ranked opponents, including back-to-back against top-15 teams for the first time since 2013. The two wins led Elzy to be named the espnW National Coach of the Week and the United States Basketball Writers Association tabbed UK its first-ever team of the week. UK was one of

10 teams in the nation to have four wins against top-25 NCAA NET teams entering the tournament.

THE MAGIC "80"

- UK holds a remarkable 372-26 (.934) record since 1974 when scoring 80 points or more. The last loss came vs. DePaul on Dec. 9, 2021 when the Cats fell 94-85. UK is 6-1 this year.

UK IN OVERTIME

- UK is 31-28 all-time in overtime games, including 1-1 under Elzy.

KENTUCKY ALL-TIME

- Kentucky is 878-568 (.607) in its 48th year of varsity competition.

KENTUCKY ALL-TIME AT HOME

- UK is 511-183 all-time at home (.736). Kentucky is 481-164 (.745) all-time in Memorial Coliseum and 30-21 (.588) all-time in Rupp Arena.
- If you do the math, you will notice UK's losses in Memorial Coliseum and Rupp Arena are 2 more than UK has home losses. That reason is UK's NCAA Tournament Sweet 16 game vs. Washington at Rupp Arena on March 25, 2016 and its NCAA Tournament game vs. Indiana on March 18, 1983 at Memorial Coliseum cannot count towards UK's home record.

CATS SHINE IN THE CLASSROOM

- Kyra Elzy has put an emphasis on academics since arriving on campus as an assistant coach several years ago. The Wildcats have had a 3.0 team GPA or better each of the last 17 semesters. In nine seasons with Coach Elzy on staff, UK has a 100% graduation rate among four-year players. UK had a 3.253 team GPA in the fall of 2020 and a 3.390 in the spring of 2021. UK had a 3.179 in the Fall of 2021.

EIGHT CATS PLAYING OVERSEAS

- Kentucky WBB currently has eight alumnae who signed professional contracts to play overseas for the 2020-21 season.
 - Chasity Patterson is playing in Greece.
 - Bria Goss, Taylor Murray, Sabrina Haines are playing in Sweden.
 - Evelyn Akhator and Janee Thompson are playing in France.
 - Jennifer O'Neill is playing in Russia.

11 STRAIGHT YEARS TOP 20 IN ATTENDANCE

- Kentucky has averaged 4,500 or more fans every year since 2009-10. The 2020-21 season not included due to COVID-19 attendance restrictions. The Wildcats have continuously pushed the school's attendance numbers to new altitudes in the last 12 seasons. Kentucky was involved in two of the top-25 most attended games in the nation during the 2019-20 season, including 11,256 fans vs. Louisville at Rupp Arena which ranked 23rd.

ELZY CONTINUES SEC WIN CHALLENGE FOR WE BACK PACK

- For the 10th season, UK interim head coach Kyra Elzy and her husband Dexter, are leading the SEC Win Challenge to help raise awareness and funds for Alzheimer's research through the Pat Summitt Foundation. The 2019-20 SEC Win Challenge raised over \$25,000 for the foundation.

WHEN WAS THE LAST TIME ...

SCORING

A player scored 40+ points: 43, Rhyne Howard, at Alabama, 1-9-20
A player scored 30+ points: 32, Rhyne Howard vs. Auburn, 2-27-22
A player scored 25+ points: 32, Rhyne Howard vs. Auburn, 2-27-22
A player scored 20+ points: 32, Rhyne Howard vs. Auburn, 2-27-22
Player came off the bench to score 20 or more points: 30, Dre'una Edwards at Mizzou, 2-24-22
Two players score 20 or more points in a game: 32, Rhyne Howard; 25, Dre'una Edwards vs. Auburn, 2-30-22
Three players had 20 or more points in a game: vs. Morehead St., 11-18-15 (28, Alexis Jennings; 22, Janee Thompson; 21 Makayla Epps)
Two players score 30 points or more in a game: n/a
A player record five or more consecutive 20-plus point games: 8 by Rhyne Howard (20 at Arkansas, 2-9-20; 26 vs. MSU, 2-16-20; 21 at Ole Miss, 2-20-20; 24 vs. SC, 2-23-20; 25 vs. UGA, 2-27-20; 26 at VU, 3-1-20; 24 vs. Tennessee, 3-6-20; 26 vs. Miss. St., 3-7-20)
A player record four or more consecutive 20-plus point games: 4 by Rhyne Howard (24 vs. Ole Miss, 1-23-22; 29 at Auburn, 1-25-22; 25 at Vanderbilt, 1-27-22; 23 at LSU, 1-30-22)
A player record three or more consecutive 20-plus point games: 3 by Dre'una Edwards (24 at Alabama, 2-13-22; 23 vs. Miss. State, 2-15-22; 20 vs. Vanderbilt, 2-17-22)
A player record back-to-back 20-plus point games: 2 by Dre'una Edwards (30 at Mizzou, 2-24-22; 25 vs. Auburn, 2-27-22)
A player record four or more consecutive 25-plus point games: 5 by Rhyne Howard (26 vs. UofL, 12-15-19; 29 at Cal, 12-21-19; 28 at South Carolina, 1-2-20; 37 vs. Tennessee, 1-5-20; 43 at Alabama, 1-9-20)
A player record back-to-back 30-plus point games: Rhyne Howard 37 vs. Tennessee, 1-5-20; 43 at Alabama, 1-9-20
A player score 20+ points in the 1st half: 24, Rhyne Howard vs. Auburn, 2-27-22
A player score 20+ points in the 2nd half and OT: 20, Dre'una Edwards at Mizzou, 2-24-22
A player hit a last-second shot to win the game: Rhyne Howard at Cal, 12-21-19 (hit the game-winning basket with 3.2 remaining in the contest to put Kentucky up 63-61)
A freshman score 25 points or more: 25, Rhyne Howard vs. Missouri, 3-8-19
All five starters in double figures: vs. Oklahoma, 3-21-16
No player scored in double figures: vs. LSU, 1-16-03

DOUBLE-DOUBLES

A player record a double-double: Rhyne Howard (19pts/12rebs) and Dre'una Edwards (30pts/10rebs) at Mizzou, 2-24-22
10-20 Game: Evelyn Akhator (14pts/23rebs), vs. Ohio State, 3-19-17
20-20 Game: Valerie Still (42 pts/20 rbs) vs. Charleston, 12-19-82
20-10 Game: Dre'una Edwards (30pts/10rebs) at Mizzou, 2-24-22
30-10 Game: Dre'una Edwards (30pts/10rebs) at Mizzou, 2-24-22
More than one player with a double-double in the same game: Rhyne Howard (19pts/12rebs) and Dre'una Edwards (30pts/10rebs) at Mizzou, 2-24-22
Three players with a double-double in the same game: Alexis Jennings (28pts/13rebs), Evelyn Akhator (12pts, 16rebs), Makayla Epps (21pts, 11rebs,12asts) vs. Morehead State, 11-18-15
A player record back-to-back double-doubles: Rhyne Howard (29pts/10rebs) and Dre'una Edwards (17pts/13rebs) at Arkansas, 2-20-22; Rhyne Howard (19pts/12rebs) and Dre'una Edwards (30pts/10rebs) at Mizzou, 2-24-22
More than one player record back-to-back double-doubles: Rhyne Howard (29pts/10rebs) and Dre'una Edwards (17pts/13rebs) at Arkansas, 2-20-22; Rhyne Howard (19pts/12rebs) and Dre'una Edwards (30pts/10rebs) at Mizzou, 2-24-22

Double-Double in Points and Rebs: Rhyne Howard (19pts/12rebs) and Dre'una Edwards (30pts/10rebs) at Mizzou, 2-24-22
Double-Double in Points and Assists: Rhyne Howard (22pts/10rebs/10asts), vs. Winthrop, 11-21-21
Double-Double in Points and Blocks: n/a
Double-Double in Points and Steals: Chasity Patterson (17pts/10stls) vs. Wofford, 12-19-30
A player record four or more consecutive double-doubles: 5 by Dre'una Edwards (11pts/12rebs) vs. SC Upstate, 12-19-21; (14pts/14rebs) vs. UofL, 12-12-21, (17pts/11rebs) vs. Merrimack, 12-5-21, (19pts/10rebs) vs. WVU, 12-1-21, (122pts/11rebs) vs. La Salle, 11-27-21
A player record five or more consecutive double-doubles: 5 by Dre'una Edwards (11pts/12rebs) vs. SC Upstate, 12-19-21; (14pts/14rebs) vs. UofL, 12-12-21, (17pts/11rebs) vs. Merrimack, 12-5-21, (19pts/10rebs) vs. WVU, 12-1-21, (122pts/11rebs) vs. La Salle, 11-27-21
A player record a triple-double in a game: (3rd in school history) Rhyne Howard, vs. Winthrop, (22pts, 10ast, 10 rebs) 11-21-21
A player record a perfect game (at least five FGs made): Makayla Epps vs. Middle Tennessee, 12-12-14 (6-of-6 FGs)
5 or more players score in double figures: 5 at Ole Miss (2-20-20) - Howard (21), Green (10), Patterson (15), Haines (15), Roper (10)
6 or more players score in double figures: 6 vs. WCU (12-18-18) - Wyatt (16), Morris (13), Howard (18), Murray (11), Paschal (11), Roper (12)
7 or more players score in double figures: 8 vs. Lipscomb (11-21-13) - Stallworth (14), Walker (10), Thompson (16), Goss (18), Evans (12), O'Neill (11), Pinkett (15), Harper (12)

FIELD GOALS

Made 12 FG in a game: 14, Dre'una Edwards at Mizzou, 2-24-22
Made 13 FG in a game: 14, Dre'una Edwards at Mizzou, 2-24-22
Made 14 FG in a game: 14, Dre'una Edwards at Mizzou, 2-24-22
Made 15 FG in a game: 18, Makayla Epps vs. Mississippi State, 1-12-15
Made 16 FG in a game: 18, Makayla Epps vs. Mississippi State, 1-12-15
Made 17 FG in a game: 18, Makayla Epps vs. Mississippi State, 1-12-15
Made 18 FG in a game: 18, Makayla Epps vs. Mississippi State, 1-12-15

FIELD GOALS ATTEMPTED

Attempted 29 FG in a game: 30, Makayla Epps vs. Miss. State, 1-12-15
Attempted 28 FG in a game: 30, Makayla Epps vs. Miss. State, 1-12-15
Attempted 27 FG in a game: 27, Rhyne Howard vs. Tennessee, 1-5-20
Attempted 26 FG in a game: 26, Rhyne Howard at Ole Miss, 2-4-21
Attempted 25 FG in a game: 25, Rhyne Howard vs. Ole Miss, 2-28-21
Attempted 24 FG in a game: 24, Rhyne Howard vs. Georgia, 3-5-21
Attempted 23 FG in a game: 23, Rhyne Howard vs. Ole Miss, 1-23-22
Attempted 22 FG in a game: 23, Rhyne Howard vs. Ole Miss, 1-23-22
Attempted 21 FG in a game: 21, Rhyne Howard at Auburn, 1-25-22
Attempted 20 FG in a game: 20, Rhyne Howard vs. Auburn, 2-27-22

THREE-POINTERS

A player with 5 in a game: *8, Rhyne Howard vs. Auburn, 2-27-22
A player with 6 in a game: *8, Rhyne Howard vs. Auburn, 2-27-22
A player with 7 in a game: *8, Rhyne Howard vs. Auburn, 2-27-22
A player with 8 in a game: *8, Rhyne Howard vs. Auburn, 2-27-22
Attempted 10 or more in a game: 13, Rhyne Howard vs. Auburn, 2-27-22
Made 7+ in back-to-back games: * 7, Rhyne Howard vs. Tennessee, 1-5-20; 7, Rhyne Howard at Alabama, 1-9-20

FREE THROWS

Made 10 FT in a game: 10, Rhyne Howard at Ole Miss, 2-4-21
Made 11 FT in a game: 12, Chasity Patterson vs. Murray St., 11-25-20
Made 12+ FT in a game: 12, Chasity Patterson vs. Murray St., 11-25-20

WHEN WAS THE LAST TIME ...

Attempted 10 FT in a game: 10, Treasure Hunt vs. DePaul, 12-9-21
Attempted 11 FT in a game: 11, Rhyne Howard vs. Ole Miss, 2-28-21
Attempted 12 FT in a game: 14, Rhyne Howard at Ole Miss, 2-4-21
Attempted 15+ FTs in a game: 15, Makayla Epps vs. Miami, 11-11-16
Hit 100% (10+ attempts): Jaida Roper, 02-27-20 (11-11) vs. Georgia

REBOUNDS

A player with 10+ rebounds: 12/10, Howard/Edwards at Mizzou, 2-24-22
A player with 11+ rebounds: 12, Rhyne Howard at Mizzou, 2-24-22
A player with 12+ rebounds: 12, Rhyne Howard at Mizzou, 2-24-22
A player with 13+ rebounds: 13, Dre'una Edwards at Arkansas, 2-20-22
A player with 14+ rebounds: 16, Rhyne Howard vs. Ole Miss, 2-28-21
A player with 15+ rebounds: 16, Rhyne Howard vs. Ole Miss, 2-28-21
A player with 16+ rebounds: 16, Rhyne Howard vs. Ole Miss, 2-28-21
A player with 17+ rebounds: 23, Evelyn Akhator vs. Ohio St., 3-19-17
A player with 18+ rebounds: 23, Evelyn Akhator vs. Ohio St., 3-19-17
A player with 19+ rebounds: 23, Evelyn Akhator vs. Ohio St., 3-19-17
A player with 20+ rebounds: 23, Evelyn Akhator vs. Ohio St., 3-19-17
A player with 21+ rebounds: 23, Evelyn Akhator vs. Ohio St., 3-19-17
A player with 25+ rebounds: *27, Valerie Still vs. National College, 2-9-82
A player with back-to-back games with 15+ rebounds: Evelyn Akhator
 15 rebs at Alabama (1-12-17); 16 rebs vs. Georgia (1-15-17)
10+ Rebs in 3 consecutive games: 3, Rhyne Howard (Jan. 27-Feb. 6)
10+ Rebs in four consecutive games: 5, Dre'una Edwards (11-27 - Present)
10+ Rebs in five consecutive games: 5, Dre'una Edwards (11-27 - Present)
10+ Rebs in six consecutive games: 7, Eleia Roddy (2008)
Two players grab 10+ rebounds in a game: 12, Rhyne Howard and 10,
 Dre'una Edwards at Mizzou, 2-24-22
Three players grab 10+ rebounds in a game: 16, Akhator; 13, Jennings;
 11, Epps vs. Morehead State, 11-18-15

ASSISTS

A player with 8+ assists in a game: 10, Jazmine Massengill, vs.
 Auburn, 2-27-22
A player with 9+ assists in a game: 10, Jazmine Massengill, vs.
 Auburn, 2-27-22
A player with 10+ assists in a game: 10, Jazmine Massengill, vs.
 Auburn, 2-27-22
A player with 11+ assists in a game: 11, Taylor Murray vs. UF, 2-19-17
A player with 12+ assists in a game: 12, Makayla Epps vs. Morehead
 State, 11-18-15

BLOCKS

A player with 5 or more blocks in a game: 6, Nyah Leveretter at
 Vanderbilt, 1-27-22
A player with 6 or more blocks in a game: 6, Nyah Leveretter at
 Vanderbilt, 1-27-22
A player with 7 or more blocks in a game: *7, DeNesha Stallworth
 vs. Texas A&M, 2-18-13

STEALS

A player with 5 steals in a game: 5, Dre'una Edwards vs. TAMU, 2-6-22
A player with 6 steals in a game: 6, Rhyne Howard vs. SC Upstate, 12-19-21
A player with 7 steals in a game: 7, Rhyne Howard vs. Tennessee, 2-11-21
A player with 8 steals in a game: 10, Chasity Patterson vs. Wofford, 12-19-20
A player with 9 steals in a game: 10, Chasity Patterson vs. Wofford, 12-19-20
A player with 10 steals in a game: 10, Chasity Patterson vs. Wofford, 12-19-20
A player with 11 or more steals in a game: *11, Leslie Nichols vs.
 Louisville, 2-14-86

MINUTES

Played every minute of a game: 40 Rhyne Howard at UofL, 12-12-21
Played over 40 minutes: 44, Rhyne Howard vs. TAMU, 2-6-22

Played over 45 minutes: 45, Makayla Epps & Makenzie Cann at
 Louisville, 12-4-16
Played over 50 minutes: 51, Kastine Evans vs. Baylor - 4OT, 12-6-13

FOULS

Four or more UK players foul out in a game: Jennifer Humphrey,
 Sarah Elliott, Chanté Bowman, Brittany Edelen vs. Louisville, 12-3-06

THE LAST TIME KENTUCKY...

Won a game by 20 or more pts: +28 (90-62) vs. Auburn, 2-27-22
Won an SEC game by 20 or more pts: +28 (90-62) vs. Auburn, 2-27-22
Won a game by 30 or more pts: +34 (90-56) vs. Merrimack, 12-5-21
Won an SEC game by 30 or more pts: +42 (94-52) at Ole Miss, 2-20-20
Won a game by 40 or more pts: +45 (92-47) vs. Winthrop, 11-21-21
Won an SEC game by 40 or more points: +42 (94-52) at Ole Miss, 2-20-20
Won a game by 50 or more pts: +61 (98-37) vs. Wofford, 12/19/20
Won an SEC game by 50 or more pts: *+53 (100-47) vs. Miss. St., 1-17-13
Won a game by 60 or more pts: +61 (98-37) vs. Wofford, 12/19/20
Won a game by 70 or more pts: +75 (100-25) vs. Jacksonville St., 11-15-11
Scored 100 pts or more in a game: 100 vs. Evansville, 12-5-17
Scored 100 pts or more in an SEC game: 108 vs. Ole Miss, 2-13-14
Scored 90 points or more in a game: 90 vs. Auburn, 2-27-22
Scored 90 points or more in three straight games: 96 vs. Wagner,
 11-10-13; 103 vs. Georgia Southern, 11-13-13; 96 vs. Central
 Michigan, 11-17-13
Scored 90 points or more in four straight games: 4 - 96 vs. Wagner,
 11-10-13; 103 vs. Georgia Southern, 11-13-13; 96 vs. Central
 Michigan, 11-17-13, 116 vs. Lipscomb 11-12-13
Scored 80 points or more in a game: 90 vs. Auburn, 2-27-22
Scored 50 points or more in the first half: 50 vs. Winthrop, 11-21-21
Scored 50 points or more in the second half: 63 vs. UNA, 11-11-21
Scored 60 points or more in first half: 60 vs. Grambling, 12-29-13
Scored 60 points or more in second half: 63 vs. UNA, 11-11-21
Lost a game by 20 or more points: -25 (77-52) vs. Florida, 1-20-22
Lost a game by 30 or more points: -30 (93-63) vs. South Carolina, 3-5-16
Lost a game by 40 or more points: -44 (39-83) vs. Tennessee, 1-27-2001
Lost an SEC game by 40 or more pts: -44 (39-83) vs. Tennessee, 1-27-01
Lost a game by 50 or more points: -72 (38-110) vs. Tennessee, 1-21-01
Lost a game by 60 or more points: -72 (38-110) vs. Tennessee, 1-21-01
Lost a game by 70 or more points: -72 (38-110) vs. Tennessee, 1-21-01
Allowed 100 points: 103 by Arkansas, 2-3-20
Allowed 90 or more points: 94 by DePaul, 12-9-21
Scored fewer than 50 points: 50 vs. S. Carolina, 2-10-22
Scored fewer than 40 points: 36 vs. LSU, 12-18-2005
Scored fewer than 25 points in a half: 17 (1st) vs. S. Carolina, 2-10-22
Scored fewer than 20 points in a half: 17 (1st) vs. S. Carolina, 2-10-22
Held opponent to 50 points or fewer: 44 vs. SC Upstate, 12-19-21
Held opponent to 40 points or fewer: 44 vs. SC Upstate, 12-19-21
Held opponent to 30 points or fewer: 24 by Jackson St., 11-29-15
Held opponent to 20 pts or fewer in the 1st half: 18 vs. Missouri, 1-31-21
Held opponent to 20 pts or fewer in the 2nd half: 16 vs. Presby., 11-9-21
Held SEC opp. to 20 pts or fewer in the 1st half: 18 vs. Missouri, 1-31-21
Held an opponent to 10 points or fewer in the first half: *9 by
 Charleston Southern, 12-10-04
Held an opponent to 10 points or fewer in the second half: *7 by
 Jackson St., 11-29-15
Won a game after trailing at the half: Vanderbilt, 2-17-22 (36-34)
Won a game after trailing 10+ at the half: Indiana, 12-6-20 (36-23)
Won an SEC game after trailing at the half: Vanderbilt, 2-17-22 (36-34)
Won after trailing at the half at home: Vanderbilt, 2-17-22 (36-34)
Won after trailing at the half on the road: at K-State, 12-3-20 (27-25)
Scored 100 or more points and lost: n/a
Scored 80 points or more and lost: vs. DePaul, 12-9-21 (94-85)

WHEN WAS THE LAST TIME ...

Scored 50 points or fewer and won: 50 at Virginia, 11-16-19
Game decided by one point: vs. Louisville, 12-15-19 (L, 67-66)
Game decided by two points: at Cal, 12-21-19 (63-61)
Game decided by three points: at Virginia, 11-16-19 (50-47)
Shot 50 percent or better vs. non-conference opponent: 53.7% (36-of-64) vs. Merrimack, 12-5-21
Shot 50% or better vs. SEC opponent: 50.0% (27-of-54) at LSU, 1-30-22
Shot 50 percent or better in consecutive games:
 50.9% (29-57), vs. WVU, 12-1-21; 53.7% (36-67), vs. Merrimack, 12-5-21
Shot 55 percent or better: 56.7 vs. Austin Peay, 12-1-19
Shot 60 percent or better: 64.7 vs. Alabama, 1-25-18
Shot 70 percent or higher in a half: 71.4 (1st half) vs. Middle Tenn., 12-15-18
Shot 60 percent or higher from 3: 60.0 vs. Middle Tenn., 12-15-18
Shot 30 percent or lower: 27.3 vs. Florida, (18-of-66), 1-20-22
Shot 20 percent or lower: 20.0 vs. Georgia, (12-of-60), 3-02-07
Shot 15% or lower in a half: 13.6 (1st half) vs. USC (3-of-22), 3-2-08
Held an opponent to lower than 30 percent: 29.2% (21-of-72) by Auburn, 2-27-22
Held an opponent to lower than 20 percent: 15.6% (7-of-45) by Jackson State, 11-29-15
Held an opponent to lower than 15 percent in a half: 8.5% (1st half) vs. Wofford, 12-19-20
Opponent shot 50 percent or better: 51.3% by DePaul (39-76), 12-9-21
Opponent shot 60 percent or better: 61.0% by SC (36-of-59), 1-2-20
Opponent shot 50 percent or better in consecutive games: Two straight - Florida, 58.0% (29-of-50), 1-31-16; South Carolina, 52.0% (26-of-50), 2-4-16
Did not hit a 3-pointer: vs. DePaul, 12-9-21 (0-of-14)
Held opponent without a 3-pointer: South Carolina, 12-23-20 (0-of-5)
Held consecutive opponents without a 3-pointer: Delaware State, 11-10-12 (0-of-0) and Baylor, 11-13-12 (0-3)
Opponent hit 10 or more 3-pointers: 11 by Miss. State, 2-15-22
Hit 10 or more 3-pointers: 10 vs. Auburn, 2-27-22
Hit 11 or more 3-pointers: 11 vs. WVU, 12-1-21
Hit 12 or more 3-pointers: 14 at Miss. State, 1-3-21
Hit 13 or more 3-pointers: 14 at Miss. State, 1-3-21
Hit 16 or more 3-pointers: *16 at Alabama, 1-9-20
Hit 10+ 3s in three straight games: *Four straight - Charlotte 10 (12/04), Samford 11 (12/08), Winthrop 13 (12/11), UofL (12/15)
Pulled down 60 or more rebounds: *67 vs. Morehead State, 11-18-15
Pulled down 65 or more rebounds: *67 vs. Morehead State, 11-18-15
Had 20 or more Reb. than Opp: 23 vs. UNA, 11-11-21 (50-27)
Had 30 or more assists in a game: 30 vs. Merrimack, 12-5-21
Had 20 or more assists in a game: 21 vs. Vanderbilt, 2-17-22
Had 20 or more assists in three straight games: 4 - 32 vs. Morehead St., 11-18-15; 24 vs. Colorado 11-22-15; 26 vs. Eastern Michigan 11-25-15; 22 vs. Jackson State 11-29-15
Had 20 or more assists in four straight games: 32 vs. Morehead St., 11-18-15; 24 vs. Colorado 11-22-15; 26 vs. Eastern Michigan 11-25-15; 22 vs. Jackson State 11-29-15
Had 20 or more assists in five straight games: 26 vs. Louisville (2/23/82); 25 vs. Alabama (2/26/82); 29 vs. LSU (2/27/82), 27 vs. Tennessee (2/28/82) and 24 vs. Illinois (3/14/82)
Had 19 or more blocks in a game: *19 vs. North Carolina A&T, 12-6-05
Had 10 or more blocks in a game: 10 vs. WVU, 12-1-21
Opponent had 10 or more blocks in a game: 10 vs. S.Carolina, 1-10-21
Had 15 or more steals in a game: 16 vs. Winthrop, 11-21-21
Had 20 or more steals in a game: 23 vs. Alabama State, 11-7-18
Had 25 or more steals in a game: *28 vs. West Virginia, 12-12-93
Opponent had 15 or more steals in a game: 17 by LSU, 1-17-19
Forced 30 or more turnovers in a game: 33 vs. Wofford, 12-19-20

Forced 30 or more turnovers in an SEC game: 31 vs. Tennessee, 3-3-13
Forced 40 or more turnovers in a game: 43 vs. Alabama State, 11-7-18
Committed 30 or more turnovers in a game: 30 at Florida, 1-31-16
Committed 30 or more turnovers and won: 34 vs. Green Bay, 3-19-12
Committed five turnovers or fewer: 5 vs. NC State, 3-25-19
Committed 10 turnovers or fewer in a non-con game: 10 vs. Wofford, 12-19-20
Committed 10 turnovers or fewer in an SEC game: 8 vs. Auburn, 2-27-21
Opponent committed fewer than 10 turnovers: 8 by LSU, 1-30-22
Attempted 40 FT: 42 vs. Tennessee St., 3-20-15
Attempted fewer than five FT: 4 vs. South Carolina, 1-13-11
Made 30 FT: 31 vs. Tennessee St., 3-20-15
Made 40 FT: 49* vs. Baylor, 12-6-13
Hit 100 percent from the free-throw line (min. 10 made): *12-of-12 vs. Missouri, 1-13-13
Won an overtime game: at Miss. State, 1-3-21, (92-86) (A) 1OT
Lost an overtime game: vs. Missouri, 3-8-19 (70-68) (N) 1OT
Played a double-overtime game: vs. Miss. State, 2-12-15 (92-90) (H)
Played a triple-overtime game: vs. Baylor, 12-6-13 (133-130) (N) 4OT
Played a quadruple-overtime game: vs. Baylor, 12-6-13 (133-130) (N) 4OT
Started three freshmen in a game: (Evans, Conwright, Drake) vs. UTC, 12-11-10
Started four freshmen in a game: (Mendeng, Helm, Hawthorne, Stoglin) vs. Tennessee, 1-27-2001
Defeated a Top-5 opponent: 2-23-17 - #22/rv UK 78 - #3/2 vs. Miss. State 75 (OT) (H)
Defeated a Top-10 opponent: 12-31-20 - #13/11 UK 75 - vs. #10/10 Arkansas 64 (H)
Defeated a Top-25 opponent: 1-6-22- #21/20 UK 84 - vs. #15/14 Georgia 76 (H)
Defeated a Top-25 non-conference opponent at home: 1-6-22 - #21/20 UK 84 - vs. #15/14 Georgia 76 (H)
Defeated a Top-25 non-conference opponent on the road: 11-15-15 - #17/18 UK 68 - #15/15 Arizona State 64 (A)
Defeated a Top-25 opponent at a neutral site: 11-22-18 - #rv UK 85 - #17 vs. USF 63 (N) - 2018 Paradise Jam
Defeated a Top-10 SEC opponent at home: 2-11-21 - #20/18 UK 71 - vs. #16/19 Tennessee 64 (H)
Defeated a Top-25 SEC opponent at home: 1-6-22- #21/20 UK 84 - vs. #15/14 Georgia 76 (H)
Defeated a Top-25 opponent on the road: 2-25-21- #19/17 UK 62 - vs. #17/18 Georgia 58 (A)
Defeated a Top-25 SEC opponent on the road: 1-3-21- #13/11 UK 92 - vs. #12/13 Mississippi State 86 (A)
Defeated a Top-10 opponent on the road: 12-7-14 - UK 77 - #7/7 Louisville 68 (A)
Defeated a Top-10 SEC opponent on the road: 2-16-14 - UK 75 - #8/8 Tennessee 71 (A)
Was defeated by an unranked opp. (while ranked) at home: vs. Ole Miss (63-54), 1-23-22 (#23/22)
Was defeated by an unranked opp. (while ranked) on the road: at Ole Miss (60-72), 2-4-21 (#15/14)
Was defeated by an unranked opp. (while ranked) at a neutral site: vs. Iowa (86-72), 3-23-21 (#18/19)

* Denotes a school record

TOP-10 HOME GAMES ATTENDANCES (! INCLUDES RUPP ARENA)

1.	23,705	Duke !	12/22/13
2.	22,075	Baylor !	11/17/14
3.	18,488	DePaul !	12/07/12
4.	17,150	Duke !	12/20/15
5.	14,508	Duke !	12/08/11
6.	14,425	Louisville !	12/10/15
7.	13,689	Tennessee !	01/26/06
8.	10,622	Old Dominion	02/05/83
9.	10,390	Rutgers !	01/12/80
10.	10,192	Louisville !	12/28/06

TOP-10 MEMORIAL COLISEUM ATTENDANCES

1.	10,622	Old Dominion	02/06/83
2.	8,429	Tennessee	01/29/04
3.	8,223	Auburn	02/18/83
4.	8,200	Tennessee	02/09/83
5.	8,130	Tennessee	01/23/00
6.	7,965	Tennessee	03/03/13
7.	7,963	Louisville	12/11/13
8.	7,961	Tennessee	01/12/12
9.	7,951	Louisville	12/04/11
10.	7,888	Florida	01/22/12

HOME COURT WINNING STREAKS (INCLUDES RUPP ARENA)

Games	Began	Ended	
1.	34	Feb. 13, 2011	Feb. 3, 2013
2.	30	Feb. 12, 1980	Jan. 31, 1982
3.	25	March 19, 2009	Jan. 9, 2010
4.	19	Feb. 23, 1982	Feb. 9, 1983
5.	14	Jan. 31, 1990	Jan. 27, 1991
6.	13	Jan. 30, 1984	Jan. 13, 1985
	13	March 2, 2014	Jan. 29, 2015
8.	11	Feb. 7, 1987	Jan. 7, 1988
	11	Feb. 10, 1979	Feb. 2, 1980
10.	10	Nov. 19, 2004	Jan. 27, 2005

KENTUCKY ATTENDANCE AVERAGES LAST 15 YEARS

Year	Total	(Games) Rank	Avg. PG
2003-04	72,533	(14 games) 16th	5,182
2004-05	90,663	(19 games) 20th	4,772
2005-06	77,411	(15 games) 20th	5,161
2006-07	87,943	(15 games) 13th	5,863
2007-08	85,769	(18 games) 23rd	4,756
2008-09	75,194	(17 games) 21st	4,423
2009-10	95,615	(17 games) 14th	5,624
2010-11	95,453	(15 games) 11th	6,364
2011-12	113,068	(18 games) 13th	6,282
2012-13	104,447	(17 games) 11th	6,144
2013-14	121,089*	(18 games) 9th	6,727*
2014-15	108,436	(17 games) 8th	6,379
2015-16	116,164	(18 games) 8th	6,454
2016-17	104,252	(20 games) 14th	5,213
2017-18	82,984	(16 games) 15th	5,187
2018-19	85,807	(18 games) 18th	4,767
2019-20	80,853	(17 games) 19th	4,756

* - SCHOOL RECORD



Memorial Coliseum (8,000)

- The Coliseum covers an entire city block and has as much space as a seven-story office building. It currently has a capacity of 8,000.
- The Coliseum was built in 1950 and serves as a memorial to every Kentuckian who lost their life serving their country.
- A massive new LED video board spanning approximately 1,800 square feet with dimensions of 30 feet by 60 feet was installed in Memorial Coliseum in 2018.
- Wildcat fans are passionate about their basketball, that's why UK has ranked in the nation's top 20 and in the SEC's top four in attendance 11 straight years.
- UK averaged 5,186 fans per game in 2017-18 which ranked 15th nationally.
- UK drew 116,164 fans for its home games in 2015-16 the second-highest total attendance in school history.



Rupp Arena (23,500)

- Rupp Arena is entering its 45th season.
- An awesome structure in sight and scope, the arena is divided into two seating areas. The lower level features 10,000 cushioned theater seats while the upper arena has new chairback seats on the sidelines. The latter can be visually isolated to provide more natural setting for small shows.
- The Wildcats command an exclusive and updated state-of-the-art locker room, while other amenities include six team-size dressing rooms and eight smaller units.
- In 2013-14, UK set the new single-game attendance record when 23,706 fans saw UK face No. 2 Duke in Rupp Arena on Dec. 22, 2013. The attendance marked the largest crowd ever to see a college women's hoops game in the Commonwealth — the previous mark was 22,152 for the first Kentucky-Louisville game played in the KFC Yum! Center on Dec. 5, 2010.
- In 2015-16, Kentucky packed 17,150 fans in Rupp Arena on Dec. 20 against Duke, which was the fourth-largest home crowd in program history. On Dec. 10, the Wildcats had 14,425 fans at the historic arena, which was the sixth-largest home crowd in school history.

SEC TOURNAMENT RECORDS

TEAM RECORDS

Most Points In a Game

UK: 106 vs. Mississippi State 1/30/1981
Opp: 100 (Tennessee) 3/5/1988

Fewest Points In a Game

UK: 40 vs. Georgia 3/2/2007
Opp: 38 (Georgia) 3/9/2013

Most Rebounds

UK: 57 vs. Arkansas 3/6/1992
Opp: 61 (Florida) 3/2/1990

Fewest Rebounds

UK: 25 vs. LSU 3/4/2006 and
25 vs. Alabama 2/26/1982
Opp: 26 (Mississippi State) 2/28/2002

Highest Field Goal Percentage

UK: 66.7% vs. Mississippi State 1/30/1981
Opp: 58.0% (LSU) 3/1/2001

Lowest Field Goal Percentage

UK: 20.0% vs. Georgia 3/2/2007
Opp: 22.2% (Georgia) 3/9/2013

Highest Free Throw Percentage

UK: 94.7% vs. Missouri 3/8/19
Opp: 93.3% (Auburn) 3/3/2005

Lowest Free Throw Percentage

UK: 30.4% (7-of-23) vs. Florida 3/2/1990
Opp: 40.0% (Mississippi St.) 2/23/1985, (LSU) 3/4/11

Highest 3-Point Field Goal Percentage

UK: 62.5% vs. Vanderbilt 3/4/1988
Opp: 77.8% (UGA) 3/5/2009

Lowest 3-Point Field Goal Percentage

UK: 0.0% vs. LSU 3/1/2001
0.0% vs. Missouri 3/8/19
Opp: 0.0% (Tennessee) 3/4/1995

Field Goals Made

UK: 37 vs. Alabama 2/26/1982
Opp: 37 (Tennessee) 3/5/1988
37 (South Carolina) 3/5/2016

Field Goals Attempted

UK: 85 vs. Alabama 3/7/1992
Opp: 82 (Tennessee) 3/5/1988

3-Point Field Goals Made

UK: 11 vs. Tennessee 3/6/2020
Opp: 16 (Tennessee) 3/6/11

3-Point Field Goals Attempted

UK: 24, 2x, last vs. Tennessee 3/6/2020
Opp: 33 (South Carolina) 3/4/1994

Free Throws Made

UK: 30 vs. LSU 2/26/1999
Opp: 34 (LSU) 3/3/2012

Free Throws Attempted

UK: 40 vs. LSU 2/26/1999
40 vs. LSU 3/3/2016
Opp: 43 (LSU) 3/3/2012

Assists

UK: 29 vs. LSU 2/27/1982
Opp: 29 (Tennessee) 3/28/1982

Steals

UK: 14 vs. Vanderbilt 3/8/2013; LSU 2/26/1999;
Auburn 1/31/1981
Opp: 13 (Alabama) 3/7/1992

Blocked Shots

UK: 8 vs. Texas A&M 3/10/13; LSU 2/26/1999
Opp: 10 (Tennessee) 2x 3/6/11 and 3/6/2020

Turnovers- High

UK: 25 vs. Mississippi State 2/23/1985
Opp: 28 (Mississippi State) 3/6/2010

Turnovers- Low

UK: 5 vs. South Carolina 3/8/2014
Opp: 6 (South Carolina) 3/4/17

Margin of Victory

24 vs. Auburn 3/4/1995 and MSU 1/30/1981

Margin of Defeat

34 (Tennessee) 3/5/1988

INDIVIDUAL RECORDS BY KENTUCKY

Points

34 Valerie Still vs. LSU 2/27/1982

Rebounds

19 Jennifer Humphrey vs. Arkansas 3/1/2007

Field Goals Made

13 Valerie Still vs. Tennessee 2/28/1982
13 Valerie Still vs. Mississippi State 1/30/1981

Field Goals Attempted

26 Jodie Whitaker vs. Tennessee 3/5/1988
26 Makayla Epps vs. So. Carolina 3/4/17
26 Rhyne Howard vs. Miss. State 3/7/2020

Free Throws Made

11 Stacey Reed vs. South Carolina 3/4/1994
11 A'dia Mathies vs. Mississippi St. 3/6/2010

Free Throws Attempted

14 Stacey Reed vs. South Carolina 3/4/1994

3-Point Goals Made

5 Sara Potts vs. Auburn 3/6/2003
5 Keyla Snowden vs. LSU 3/3/2012
5 Rhyne Howard vs. Tennessee 3/6/2020

3-Point Goals Attempted

13 Shaunda Roberts vs. Auburn 3/1/1996
13 Keyla Snowden vs. LSU 3/3/2012
13 Jennifer O'Neill vs. Texas A&M 3/10/2013

Assists

15 Patty Jo Hedges vs. LSU 2/27/1982

Steals

6 Leslie Nichols vs. LSU 3/1/1986
6 Valerie Still vs. Auburn 1/31/1981
6 Taylor Murray vs. Missouri 3/8/19

Blocked Shots

5 Victoria Dunlap vs. Mississippi St. 3/6/2010

Turnovers

8 Sandy Harding vs. Georgia 3/8/1987
8 Laurie Hudgens vs. Miss. State 2/23/85

INDIVIDUAL RECORDS BY OPPONENTS

Points

29 Simone Augustus (LSU) 3/4/2006
29 Sophie Cunningham (Missouri) 3/8/19
29 Rickea Jackson (Miss. State) 3/7/20

Rebounds

17 Lori Monroe (Auburn) 3/3/1983
17 Tiffany Clarke (Vanderbilt) 3/5/2011

Field Goals Made

13 Sonya Meadows (Mississippi State)
1/30/1981
13 Simone Augustus (LSU) 3/4/2006

Field Goals Attempted

26 Daisy Casher (MSU) 2/23/1985

Free Throws Made

13 Shannon Johnson (South Carolina) 3/4/1994

Free Throws Attempted

17 Shannon Johnson (South Carolina) 3/4/1994

3-Point Goals Made

7 Angie Bjorklund (Tennessee) 3/6/2011
7 Jasmine Lister (Vanderbilt) 3/8/2013

3-Point Goals Attempted

12 Christi Timmons (USC) 3/4/1994
12 Hannah Cook (Alabama) 3/3/17

Assists

12 Lea Henry (UT) 2/28/1982

Steals

6 Arnelie Lumanu (MSU) 3/6/2010

Blocked Shots

7 Tamari Key (Tennessee) 3/6/2020

Turnovers

10 Bonita Branch (LSU) 3/1/1986
10 Arnelie Lumanu (MSU) 3/6/2010

KENTUCKY'S SEC TOURNAMENT HISTORY

Year	Team	Seed	Opponent	Score	Result
1980	Knoxville		Alabama (QF)	77-69	W
			Ole Miss (SF)	62-79	L
1981	Baton Rouge		Miss. State (QF)	106-82	W
			Auburn (SF)	66-70	L
			Georgia (Con.)	62-72	L
1982	Lexington		Florida (1st)	89-87	W
			Alabama (QF)	82-76	W
			LSU (SF)	85-71	W
			Tennessee (F)	80-74	W
1983	Knoxville	E2	Auburn (QF)	70-85	L
1984	Athens	E3	LSU (QF)	81-91	L
1985	Lexington	E4	Miss. State (1st)	55-58	L
1986	Athens	6	LSU (QF)	66-67	L
1987	Albany	7	Florida (1st)	75-53	W
			Georgia (QF)	64-67	L
1988	Albany	10	Vanderbilt (1st)	75-67	W
			Tennessee (QF)	66-100	L
1989	Albany	8	Florida (1st)	64-67	L
1990	Albany	8	Florida (1st)	54-70	L
1991	Albany	5	LSU (QF)	79-96	L
1992	Albany	6	Arkansas (1st)	79-63	W
			Alabama (QF)	95-87	W
			Tennessee (SF)	84-90	L
1993	Chattanooga	6	Miss. State (1st)	84-73	W
			Vanderbilt (QF)	61-68	L
1994	Chattanooga	7	South Carolina (1st)	83-80	W
			Vanderbilt (QF)	67-72	L
1995	Chattanooga	9	Auburn (1st)	75-51	W
			Tennessee (QF)	62-74	L
1996	Chattanooga	12	Auburn (1st)	43-58	L
1997	Chattanooga	10	Arkansas (1st)	60-71	L
1998	Columbus	8	Miss. State (1st)	48-67	L
1999	Chattanooga	7	Ole Miss (1st)	75-59	W
			LSU (QF)	81-71	W
			Georgia (SF)	62-68	L
2000	Chattanooga	9	Alabama (1st)	67-63	W
			Georgia (QF)	45-63	L
2001	Memphis	12	LSU (1st)	57-72	L
2002	Nashville	12	Miss. State (1st)	75-72	W
			LSU (QF)	62-74	L
2003	N. Little Rock	9	Auburn (1st)	62-68	L
2004	Nashville	11	Vanderbilt (1st)	41-60	L
2005	Greenville	10	Auburn (1st)	57-62	L

2006	N. Little Rock	4	Florida (QF)	88-70	W
			LSU (SF)	52-79	L
2007	Duluth, Ga.	7	Arkansas (1st)	72-57	W
			Georgia (QF)	40-72	L
2008	Nashville	4	Georgia (QF)	57-50	W
			LSU (SF)	49-66	L
2009	N. Little Rock	10	Georgia (1st)	64-82	L
2010	Duluth, Ga.	2	Auburn (QF)	65-54	W
			Miss. State (SF)	76-65	W
			Tennessee (F)	62-70	L
2011	Nashville	2	LSU (QF)	60-58	W
			Vanderbilt (SF)	69-56	W
			Tennessee (F)	65-90	L
2012	Nashville	1	Florida (QF)	71-67	W
			LSU (SF)	61-72	L
2013	Duluth, Ga.	2	Vanderbilt (QF)	76-65	W
			Georgia (SF)	60-38	W
			Texas A&M (F)	67-75	L
2014	Duluth, Ga.	4	Florida (QF)	75-70	W
			South Carolina (SF)	68-58	W
			Tennessee (F)	70-71	L
2015	Little Rock, Ark.	6	Vanderbilt (2nd)	67-61	W
			Miss. State (QF)	76-67	W
			Tennessee (SF)	75-64	L
2016	Jacksonville, Fla.	4	LSU (2nd)	79-71	W
			Florida (QF)	92-69	W
			South Carolina (SF)	93-63	L
2017	Greenville, S.C.	4	Alabama (QF)	65-55	W
			South Carolina (SF)	89-77	L
2018	Nashville	9	Alabama (2nd)	71-64	W
			Miss. State (QF)	81-54	L
2019	Greenville, S.C.	4	Missouri (QF)	70-68ot	L
2020	Greenville, S.C.	3	Tennessee (QF)	86-65	W
			Miss. State (SF)	77-59	L
2021	Greenville, S.C.	5	Florida (2nd)	72-64	W
			Georgia (QF)	66-78	L
2022	Nashville	7	Miss. State (2nd)		

KENTUCKY IN THE SEC TOURNAMENT (1980-2022)

SEC TOURNAMENT RECORD: 37-42 (.468)

First Round Games: 11-11 (.500)
Second Round Games: 4-0 (1.000)
Quarterfinal Games: 16-15 (.516)
Semifinal Games: 5-11 (.313)
Consolation Game: 0-1 (.000)
Championship Games: 1-4 (.200)

1982 - W, Tennessee, 80-74 (H)
2010 - L, Tennessee, 70-62 (N)
2011 - L, Tennessee, 90-65 (N)
2013 - L, Texas A&M, 75-67 (N)
2014 - L, Tennessee, 71-70 (N)

SEC Championship Titles: 1 - 1982 (UK 80, UT 74)

	UK vs. SEC	Elzy Era
vs. Alabama:	6-0.....	0-0
vs. Arkansas:	2-1.....	0-0
vs. Auburn:	2-5.....	0-0
vs. Florida:	7-2.....	1-0
vs. Georgia:	2-7*.....	0-1
vs. LSU:	4-8.....	0-0
vs. Ole Miss:	1-1.....	0-0
vs. Missouri:	0-1.....	0-0
vs. Mississippi St.:	5-4.....	0-0
vs. South Carolina:	2-2.....	0-0
vs. Tennessee:	2-7.....	0-0
vs. Texas A&M:	0-1.....	0-0
vs. Vanderbilt:	4-3.....	0-0

*Includes 1981 consolation game vs. Georgia

MISCELLANEOUS AND SPECIALTY STATS

LEADING SCORER

Rhyné Howard	16
Dre'una Edwards	8
Robyn Benton	2

LEADING REBOUNDER

Rhyné Howard	13
Dre'una Edwards	9
Treasure Hunt	4
Robyn Benton	1
Olivia Owens	1
Jada Walker	1

LEADER IN ASSISTS

Jazmine Massengill	14
Rhyné Howard	10
Dre'una Edwards	4
Jada Walker	3

CHARGES DRAWN

Kentucky	21
Rhyné Howard	7
Emma King	8
Jada Walker	2
Robyn Benton	1
Jazmine Massengill	1
Olivia Owens	1
Treasure Hunt	1
Opponent	26

10-SEC. BACKCOURT VIOLATION FORCED

Kentucky	9
Opponent	1

5-SEC. OUT-OF-BOUNDS CALLS FORCED

Kentucky	2
Opponent	0

SHOT CLOCK VIOLATIONS FORCED

Kentucky	9
Opponent	11

20-POINT SCORING GAMES

Rhyné Howard	15
Dre'una Edwards	9
Robyn Benton	1
Jada Walker	1

30-POINT SCORING GAMES

Rhyné Howard	2
Dre'una Edwards	1

40-POINT SCORING GAMES

n/a	
-----	--

DOUBLE-FIGURE SCORING GAMES

Rhyné Howard	23
Dre'una Edwards	18
Jada Walker	14
Robyn Benton	10
Jazmine Massengill	8
Treasure Hunt	5
Emma King	1

DOUBLE-FIGURE REBOUND GAMES

Dre'una Edwards	9
Rhyné Howard	10
Treasure Hunt	1

20-PLUS REBOUNDING GAMES

n/a	
-----	--

SEASON DOUBLE-DOUBLES

Dre'una Edwards	9
Rhyné Howard	10

TECHNICAL FOULS

Kentucky	1
Jazmine Massengill	1
Opponent	4

UK'S FIRST SUBSTITUTION

Jada Walker	7
Robyn Benton	3
Olivia Owens	2
Nyah Leveretter	4
Treasure Hunt	1
Emma King	1
Dre'una Edwards	8

FIRST TO SCORE

Rhyné Howard	9
Jada Walker	7
Treasure Hunt	4
Jazmine Massengill	2
Dre'una Edwards	2
Olivia Owens	1
Nyah Leveretter	1

JUMP BALLS CONTROLLED

Kentucky	10
Olivia Owens	2
Dre'una Edwards	6
Nyah Leveretter	2
Opponent	17

RUNS OF 10 OR BETTER

Kentucky	15
Opponent	12

LARGEST HALFTIME LEAD

vs. Winthrop	28
--------------	----

LARGEST HALFTIME LEAD (SEC)

vs. Auburn	21
------------	----

LARGEST HALFTIME DEFICIT

at South Carolina	14
-------------------	----

LARGEST HALFTIME DEFICIT (SEC)

vs. Florida	18
-------------	----

LARGEST UK LEAD

vs. Winthrop	53
--------------	----

LARGEST UK WIN

vs. Winthrop	45
--------------	----

LARGEST UK WIN (SEC)

vs. Auburn	28
------------	----

LARGEST UK DEFICIT

at Tennessee	31
--------------	----

LARGEST UK DEFICIT (SEC)

at Tennessee	31
--------------	----

LARGEST UK LOSS

at Tennessee	26
--------------	----

LARGEST UK LOSS (SEC)

at Tennessee	26
--------------	----

MOST CONSECUTIVE POINTS

vs. Presbyterian	22
------------------	----

MOST CONSECUTIVE POINTS (SEC)

vs. Mississippi State	16
-----------------------	----

MOST CONSECUTIVE OPP. POINTS

Mississippi State	16
-------------------	----

MOST CONSECUTIVE OPP. PTS (SEC)

Mississippi State	16
-------------------	----

LARGEST LEAD IN 1ST HALF

vs. Winthrop	28
--------------	----

LARGEST DEFICIT IN 1ST HALF

vs. Florida	18
-------------	----

SPECIALTY STATS

PP - Points in the paint; POT - Points off turnovers; 2nd - Second-chance points; FB - Fast break points; BP - Bench points

KENTUCKY/OPPONENT

Opponent	PP	POT	2nd	FB	BP
Presbyterian	50/26	39/9	17/6	14/4	34/18
N. Alabama	58/22	27/10	30/4	14/4	28/8
Indiana	34/44	12/13	13/20	8/14	18/4
Winthrop	52/20	36/4	27/6	19/4	18/26
La Salle	28/18	14/8	4/13	9/0	13/21
West Virginia	32/30	17/8	21/5	7/6	20/14
Merrimack	52/20	38/6	12/9	23/9	21/24
DePaul	50/62	16/22	12/1	16/11	10/16
Louisville	28/32	9/21	6/8	6/8	8/18
USC Upstate	38/26	38/13	12/8	12/0	10/22
Georgia	48/44	20/14	4/8	13/10	7/16
S. Carolina	22/54	13/8	15/12	10/6	15/15
Tennessee	28/40	14/14	8/22	19/12	9/39
Florida	16/40	16/15	8/12	6/6	2/25
Ole Miss	24/34	11/20	12/9	3/7	6/15
Auburn	24/22	13/5	13/7	4/5	14/15
Vandy	26/26	9/23	13/16	10/10	9/9
LSU	26/34	8/22	16/22	7/16	14/2
Texas A&M	24/22	10/13	11/5	4/2	13/7
S. Carolina	26/46	17/13	4/21	11/8	12/19
Alabama	34/34	18/10	17/8	15/5	39/9
Miss. State	30/32	16/14	21/7	9/4	30/11
Vandy	30/26	21/21	13/11	13/10	25/13
Arkansas	30/30	22/11	24/12	10/15	32/9
Missouri	40/28	22/12	14/9	8/0	36/11
Auburn	36/38	17/9	12/20	15/11	34/10
Total	856/850	493/338	359/281	285/187	477/396

CLUTCH FREE THROWS - INDIVIDUAL/SEASON TOTALS

(final three minutes of regulation and overtime in a six-point game)

Player	FT-FTA	Pct.
Rhyné Howard	15-17	.882
Jazmine Massengill	5-10	.500
Olivia Owens	1-2	.500
Dre'una Edwards	4-4	1.000
Nyah Leveretter	2-2	1.000
TOTAL	27-35	.771

LARGEST LEAD IN 2ND HALF

vs. UNA	42
---------	----

LONGEST LOSING STREAK

Jan. 9-Jan. 23	4
Jan. 27-Feb. 10	4

LARGEST DEFICIT IN 2ND HALF

at Tennessee	31
--------------	----

LARGEST ROAD CROWD

at South Carolina	12,327
-------------------	--------

LARGEST LEAD IN LOSS

vs. Texas A&M	12
---------------	----

LARGEST 1ST HALF DEFICIT IN WIN

vs. Presbyterian	12
------------------	----

LARGEST 2ND HALF DEFICIT IN WIN

vs. Mississippi State	15
-----------------------	----

LARGEST 1ST HALF DEFICIT IN SEC WIN

at Alabama	9
vs. Mississippi State	9

LARGEST 2ND HALF DEFICIT IN SEC WIN

at Auburn	4
-----------	---

LONGEST WINNING STREAK

Feb. 13-Present	6
-----------------	---

LONGEST SEC WINNING STREAK

Feb. 13-Present	6
-----------------	---

Head Coach KYRA ELZY



@UKCoachLZ



- WBCA Rookie Coach of the Year in 2021 after becoming the first UK head coach to lead their team to the NCAA Tournament in their first season at the helm.
- Named espnW National Coach of the Week on January 4, 2021, after back-to-back top-12 wins to start conference action (then-No. 10 Arkansas and then-No. 12 Mississippi State). It marked the first time Kentucky has ever earned back-to-back wins against teams ranked in the top-12 of the AP poll.
- Became the eighth head coach in UK women's basketball history as UK AD Mitch Barnhart named her head coach on Dec. 14, 2020 following the retirement of Matthew Mitchell.
- Has been a huge key to the program's success the last 13 years as she has spent 10 seasons on the Kentucky staff. Started as assistant coach from 2008-2010 then associate head coach 2010-2012. Returned to UK in 2016 as the associate head coach.
- In her nine years at Kentucky, the Wildcats have been to the NCAA Tournament seven times, including two NCAA Elite Eights. UK won the SEC Regular Season Championship in 2012 - only its second in program history. UK has had a winning season in eight of those nine seasons, including six 20-win seasons and six 10+ wins in league play.
- At Kentucky, Elzy has coached three SEC Players of the Year (Victoria Dunlap, A'dia Mathies, Rhyne Howard), three SEC Freshman of the Year (A'dia Mathies, Bria Goss, Rhyne Howard), one SEC Defensive Player of the Year (Victoria Dunlap), two SEC 6th Woman of the Year (Keyla Snowden, Chasity Patterson), two SEC Scholar-Athletes of the Year (Alyssa Rice, Maci Morris) and her players have earned 40 All-SEC honors overall.
- Elzy married Dexter Lander in August 2012 and the couple have one son Jackson, who was born in 2016.

DID YOU KNOW?

- Kyra Elzy is in the Kentucky High School Basketball Hall of Fame for her storied career at Oldham County High School. During her high school days, she was a two-time All-American selection by Parade Magazine and Street & Smith and considered by some to be the best high school basketball player in Kentucky history. She led her Oldham County team to two KHSAA regional titles and a semifinal appearance in the 1993 KHSAA Sweet 16. Overall, she scored 3,000 points with 1,700 rebounds, 449 assists and 516 steals over a stellar career.
- An all-around athlete, Kyra also saw success in cross country and track and field where she was a state champion in the 400-meter dash as a junior in high school.
- Elzy holds a bachelor's degree in psychology from Tennessee in 1999 and a master's degree in cultural studies and education with an emphasis in sports psychology from UT in 2001.
- As a student-athlete at UT from 1996-2001, Elzy's game excelled under Hall of Famer Pat Summitt. A four-year letterwinner, Elzy was a member of two national championship teams (1997, 1998), a national runner-up squad (2000), four SEC regular-season championships (1998, 1999, 2000, 2001) and three SEC Tournament titles (1998, 1999, 2000).
- During her time in Knoxville, she played in 126 games and earned the Holly Warlick Defensive Player of the Year award in 1997 and the Unsung Hero Award in 1998. Elzy became just the fifth freshman in Tennessee history to start her first game as a Lady Vol when she started at guard in the 1996-97 season opener against Austin Peay. She also earned another distinction during her playing career, becoming the first UT player to earn her master's degree while still playing.

KYRA ELZY YEAR-BY-YEAR AS HEAD COACH

Year	School	Position	Record	SEC	Postseason
2021-22	Kentucky	Head Coach	15-11	8-8	n/a
2020-21	Kentucky	Head Coach	18-9	9-6	SEC Tournament QF/NCAA Second Round
Total	at UK	Head Coach	33-20 (.623)		
	vs. SEC	Head Coach	17-14 (.548)		
	Overall	Head Coach	33-20 (.623)		

KYRA ELZY YEAR-BY-YEAR AS ASSISTANT COACH

Year	School	Position	Record	SEC/Conf.	Postseason
2019-20	Kentucky	Associate Head Coach	22-8	10-6	SEC Tournament SF/NCAA canceled
2018-19	Kentucky	Associate Head Coach	25-8	11-5	SEC Tournament QF/NCAA 2nd Rd.
2017-18	Kentucky	Associate Head Coach	15-17	6-10	SEC Tournament QF
2016-17	Kentucky	Associate Head Coach	22-11	11-5	SEC Tournament SF/NCAA 2nd Rd.
2015-16	Tennessee	Associate Head Coach	22-14	8-8	NCAA Elite Eight
2014-15	Tennessee	Assistant Coach	30-6	15-1	SEC Reg. Season Champ./NCAA Elite Eight
2013-14	Tennessee	Assistant Coach	29-6	13-3	SEC Tournament Champ./NCAA Sweet 16
2012-13	Tennessee	Assistant Coach	27-8	14-3	SEC Reg. Season Champ./NCAA Elite Eight
2011-12	Kentucky	Associate Head Coach	28-7	13-3	SEC Reg. Season Champ./NCAA Elite Eight
2010-11	Kentucky	Associate Head Coach	25-9	11-5	SEC Tournament Finals/NCAA 2nd Rd.
2009-10	Kentucky	Assistant Coach	28-8	11-5	SEC Tournament Finals/NCAA Elite Eight
2008-09	Kentucky	Assistant Coach	16-16	5-9	WNIT Second Round
2007-08	Kansas	Assistant Coach	17-16	4-12	WNIT Third Round
2006-07	Kansas	Assistant Coach	11-20	4-12	Big 12 Tournament 2nd Rd.
2005-06	Kansas	Assistant Coach	17-13	5-11	WNIT First Round
2004-05	Kansas	Assistant Coach	12-16	5-11	Big 12 Tournament 1st Rd.
2003-04	WKU	Assistant Coach	20-14	12-2	Sun Belt Tourn. Runner-up/WNIT Third Rd.
2002-03	WKU	Assistant Coach	22-9	12-2	Sun Belt Tourn. Champ./NCAA 1st Rd.
Total	at UK	Assistant Coach	181-94 (.658)		
	Overall	Assistant Coach	388-206 (.653)		





ROBYN BENTON

#1 • GUARD • SR • 5-9

CONYERS, GA./GREATER ATLANTA CHRISTIAN/AUBURN

2021-22 (SENIOR)

Tied for the most steals in game vs. Presbyterian with 4 ... Tied for most steals in game vs. Winthrop and notched fourth straight game with over 10 points ... Scored second-highest point total in her career in game vs. DePaul with 22 points ... Led Kentucky in points with 11 at South Carolina ... Missed several games during league play due to an ankle injury ... Returned to the court vs. South Carolina on February 10 ... Earned 10th double-digit scoring game this season against Arkansas with 11 points ... Also came off the bench to hit two 3s against Missouri.



EXTRA STATS ...

	21-22	Career
10+ Points	10	37
15+ Points	2	8
20+ Points	1	2
25+ Points	0	0
30+ Points	0	0
35+ Points	0	0
40+ Points	0	0
Made 3+ 3FG	1	9
10+ Rebs	0	0
Double-dbls	0	0
3+ Assists	4	15
2+ Steals	7	37
Led UK in Pts	2	2
Led UK in Rebs	0	0
Led UK in Asts	0	2
Led UK in Stls	4	8
Led UK in Blks	3	3

CAREER HIGHS

POINTS:	23 AT MISSOURI, 02/27/20
FGM:	11 vs. DEPAUL, 12/09/21
FGA:	17 AT SOUTH CAROLINA, 02/13/20
FTM:	8 AT ALABAMA, 02/9/20
FTA:	8 (2X) LAST AT ALABAMA, 2/9/20
3FGM:	5 AT ELON, 12/22/18
3FGA:	8 (2X) LAST vs. OLE MISS, 01/23/20
O-REBOUNDS:	4 (5X) LAST vs. SOUTH CAROLINA, 02/13/20
D-REBOUNDS:	5 AT DEPAUL, 12/16/20
TOTAL REBOUNDS:	7 (3X) LAST vs. LA SALLE, 11/27/21
ASSISTS:	5 vs. MISSISSIPPI STATE, 2/15/22
BLOCKS:	2 (3X) LAST vs. DEPAUL, 12/09/21
STEALS:	6 (2X) LAST vs. VANDERBILT, 2/2/20
MINUTES:	38 vs. MISSISSIPPI STATE, 2/20/20

SEASON HIGHS

POINTS:	22 vs. DEPAUL, 12/09/21
FGM:	11 vs. DEPAUL, 12/09/21
FGA:	15 (2X) LAST vs. DEPAUL, 12/09/21
FTM:	3 (2X) LAST AT ARKANSAS, 2/20/22
FTA:	4 (3X) LAST AT ARKANSAS, 2/20/22
3FGM:	3 vs. LA SALLE, 11/27/21
3FGA:	5 vs. WINTHROP, 11/21/21
O-REBOUNDS:	5 vs. DEPAUL, 12/09/21
D-REBOUNDS:	4 (2X) LAST vs. LA SALLE, 11/27/21
TOTAL REBOUNDS:	7 (2X) LAST vs. LA SALLE, 11/27/21
ASSISTS:	5 vs. MISSISSIPPI STATE, 2/15/22
BLOCKS:	2 vs. DEPAUL, 12/09/21
STEALS:	5 vs. WINTHROP, 11/21/21
MINUTES:	35 vs. NORTH ALABAMA, 11/11/21

SEASON	TEAM	GP-GS	MIN/AVG	Field Goals		3-Point		F-Throws		Rebounds				Scoring						
				FG-FGA	FG%	3FG-3FGA	3FG%	FT-FTA	FT%	OFF	DEF	TOT	AVG	PF-FO	A	TO	BLK	STL	PTS	AVG
2018-19	AUB	32-0	454/14.2	64-167	.383	35-94	.372	24-34	.706	16	26	42	1.3	41-0	18	15	3	34	187	5.8
2019-20	AUB	20-14	532/26.6	66-200	.330	27-85	.318	43-51	.843	35	22	57	2.9	44-0	28	34	10	56	202	10.1
2020-21	UK	26-0	468/18.0	60-158	.380	23-76	.303	29-37	.784	22	42	64	2.5	39-0	27	32	6	23	172	6.6
2021-22	UK	20-9	473/23.6	67-158	.424	18-52	.346	20-28	.714	18	33	51	2.6	29-1	31	28	8	27	172	8.6
TOTAL FOR UK		46-9	941/20.4	127-316	.402	41-128	.320	49-65	.754	40	75	115	2.5	68-1	58	60	14	50	344	7.5
TOTAL		98-23	1926/19.7	257-683	.376	103-307	.336	116-150	.773	91	123	214	2.2	153-1	104	109	27	140	733	7.5



DRE'UNA EDWARDS

#44 • FORWARD • RS-JR • 6-2

COMPTON, CALIF./LIBERTY HS/UTAH

2021-22 (REDSHIRT JUNIOR)

Led Kentucky in points with 20 in game vs. Presbyterian and in game vs. North Alabama with 27 ... Tied a then-career high for points in a single game with 27 vs. North Alabama ... Earned first double-double of the season in game against La Salle ... Earned second double-double in a row with 19 points and 10 rebounds in West Virginia game ... Earned third double-double in a row with 17 points and 11 rebounds in game against Merrimack ... Played for fourth double-double in a row in game against Louisville with 14 points and a season-high 14 rebounds ... Got fifth double-double in a row with 11 points and 12 rebounds in win over USC Upstate ... Served a suspension for disciplinary matters twice, missing DePaul game and several league games ... Returned to the court against LSU with 10 points and eight rebounds ... Earned double-double against Texas A&M with 10 points and 10 rebounds ... Led UK in points against Alabama with 24 points and Mississippi State with 23 ... Earned seventh double-double of the year against Mississippi State ... Got double-double against Arkansas with 17 points and 13 rebounds ... Scored a career-high 30 points at Mizzou, including 20 in the second half ... Kentucky is 9-0 this season when she scores 20+ points ... Scored second highest point total of the season with 25 points against Auburn.

mullah2dree

lhoopDrea44

EXTRA STATS ...

	21-22	Career
10+ Points	18	49
15+ Points	13	27
20+ Points	9	13
25+ Points	3	4
30+ Points	1	1
Made 3+ 3FG	1	1
10+ Rebs	9	21
Double-dbls	9	20
3+ Assists	9	16
2+ Steals	6	23
Led UK in Pts	8	11
Led UK in Rebs	8	15
Led UK in Asts	4	6
Led UK in Stls	3	5
Led UK in Blks	6	15

CAREER HIGHS

POINTS:	30 AT MIZZOU, 2/24/22
FGM:	14 AT MIZZOU, 2/24/22
FGA:	23 AT ALABAMA, 2/13/22
FTM:	9 (2x) LAST VS. MISSISSIPPI STATE, 2/15/22
FTA:	9 (2x) LAST VS. MISSISSIPPI STATE, 2/15/22
3FGM:	3 VS. WEST VIRGINIA, 12/01/21
3FGA:	5 AT ALABAMA, 2/13/22
O-REBOUNDS:	8 VS. BYU, 12/08/18
D-REBOUNDS:	11 VS. ARIZONA, 01/06/19
TOTAL REBOUNDS:	15 (3x) LAST VS. BELMONT, 11/29/20
ASSISTS:	5 (3x) LAST VS. GEORGIA, 1/6/22
BLOCKS:	6 VS. WEST VIRGINIA, 12/01/21
STEALS:	5 VS. TEXAS A&M, 2/6/22
MINUTES:	37 VS. GEORGIA, 1/6/22

SEASON HIGHS

POINTS:	30 AT MIZZOU, 2/24/22
FGM:	14 AT MIZZOU, 2/24/22
FGA:	23 AT ALABAMA, 2/13/22
FTM:	9 VS. MISSISSIPPI STATE, 2/15/22
FTA:	9 VS. MISSISSIPPI STATE, 2/15/22
3FGM:	3 VS. WEST VIRGINIA, 12/01/21
3FGA:	5 AT ALABAMA, 2/13/22
O-REBOUNDS:	6 VS. USC UPSTATE, 12/19/21
D-REBOUNDS:	10 AT ARKANSAS, 2/20/22
TOTAL REBOUNDS:	14 VS. LOUISVILLE, 12/12/21
ASSISTS:	5 VS. GEORGIA, 1/6/22
BLOCKS:	6 VS. WEST VIRGINIA, 12/01/21
STEALS:	5 VS. TEXAS A&M, 2/6/22
MINUTES:	37 VS. GEORGIA, 1/6/22

SEASON	TEAM	GP-GS	MIN/AVG	Field Goals		3-Point		F-Throws		Rebounds				Scoring						
				FG-FGA	FG%	3FG-3FGA	3FG%	FT-FTA	FT%	OFF	DEF	TOT	AVG	PF-FO	A	TO	BLK	STL	PTS	AVG
2018-19	Utah	26-26	595/22.9	128-237	.540	0-1	.000	45-59	.763	66	109	175	6.7	63-0	36	58	29	40	301	11.6
2020-21	UK	27-11	531/19.7	108-233	.464	12-29	.414	35-55	.636	52	112	164	6.1	69-1	32	45	21	24	263	9.7
2021-22	UK	21-12	620/29.5	149-285	.523	15-47	.319	43-54	.796	57	109	166	7.9	56-2	39	53	24	22	356	17.0
TOTAL FOR UK		48-23	1151/24.0	257-518	.496	27-76	.355	78-109	.716	109	221	330	6.9	125-3	71	98	45	46	619	12.9
TOTAL		74-49	1746/23.6	385-755	.510	27-77	.351	123-168	.732	175	330	505	6.8	188-3	107	156	74	86	920	12.4



BLAIR GREEN

#5 • GUARD • SR • 6-0

HARLAN COUNTY, KY./HARLAN COUNTY HS

2021-22 (SENIOR)

Sustained a ruptured Achilles in Kentucky's closed scrimmage vs. EKU this preseason and will miss the 2021-22 season.

 blair.green5

 greenblair32

EXTRA STATS ...

	21-22	Career
10+ Points	0	17
15+ Points	0	3
20+ Points	0	1
Made 3+ 3FG	0	4
10+ Rebs	0	-
Double-dbls	0	-
3+ Assists	0	7
2+ Steals	0	10
Led UK in Pts	0	3
Led UK in Rebs	0	1
Led UK in Asts	0	4
Led UK in Stls	0	4
Led UK in Blks	0	10

CAREER HIGHS

POINTS:	22 vs. VANDERBILT, 01/17/21
FGM:	8 vs. MARSHALL, 12/09/20
FGA:	13(2x) LAST vs. MARSHALL, 12/09/20
FTM:	5 vs. MOREHEAD, 11/21/19
FTA:	8 vs. MOREHEAD, 11/21/19
3FGM:	4 vs. VANDERBILT, 01/17/21
3FGA:	5(6x) LAST vs. VANDERBILT, 01/17/21
O-REBOUNDS:	3(3x) LAST vs. MURRAY STATE, 11/25/20
D-REBOUNDS:	5 AT MISSOURI, 01/30/20
TOTAL REBOUNDS:	7 AT MISSOURI, 01/30/20
ASSISTS:	5 AT ALABAMA, 01/9/20
BLOCKS:	3 vs. ARKANSAS, 12/31/20
STEALS:	3 (2x) LAST AT MISSOURI, 01/30/20
MINUTES:	39 vs. VANDERBILT, 01/17/21

SEASON HIGHS

POINTS:	N/A
FGM:	N/A
FGA:	N/A
FTM:	N/A
FTA:	N/A
3FGM:	N/A
3FGA:	N/A
O-REBOUNDS:	N/A
D-REBOUNDS:	N/A
TOTAL REBOUNDS:	N/A
ASSISTS:	N/A
BLOCKS:	N/A
STEALS:	N/A
MINUTES:	N/A

SEASON	TEAM	GP-GS	MIN/AVG	Field Goals		3-Point		F-Throws		Rebounds				Scoring						
				FG-FGA	FG%	3FG-3FGA	3FG%	FT-FTA	FT%	OFF	DEF	TOT	AVG	PF-FO	A	TO	BLK	STL	PTS	AVG
2018-19	UK	33-0	581/17.6	72-169	.426	16-44	.364	15-17	.882	14	52	66	2.0	48-1	13	41	8	20	175	5.3
2019-20	UK	30-7	577/19.2	66-176	.375	22-70	.314	19-29	.655	24	41	65	2.2	44-0	30	23	6	17	173	5.8
2020-21	UK	27-18	553/20.5	63-143	.441	21-63	.333	15-18	.833	9	34	43	1.6	23-0	27	24	7	9	162	6.0
TOTAL		90-25	1711/19.0	201-488	.412	59-177	.333	49-64	.766	47	127	174	1.9	115-1	70	88	21	46	510	5.7



RHYNE HOWARD

#10 • GUARD • SR • 6-2

CLEVELAND, TENN./BRADLEY CENTRAL HS



- 2021-22 AP Preseason First-Team All-American
- 2021-22 SEC Preseason Player of the Year (league coaches and league media)
- 2021-22 All-SEC Preseason First Team (league coaches and league media)
- 2021-22 Preseason All-American (Lindy's, The Athletic)
- Cheryl Miller, Wooden Award, Wade Trophy, Naismith Trophy Preseason Watch Lists
- Naismith Women's Defensive Player of the Year Watch List
- Senior CLASS Award Finalist
- All-SEC First Team (league coaches)

2021-22 (SENIOR)

Led for most assists and steals for Kentucky with seven assists and four steals in game vs. Presbyterian ... Earned 18th career double-double in game vs. North Alabama ... Recorded first career triple-double in game against Winthrop with 20 points, 10 rebounds and 10 assists ... Tied season-high single-game steals amount with six against USC Upstate ... Earned season-high in points with 30 in win over Georgia ... Led team in points and steals with 24 points and four steals in game against Tennessee ... Had her fourth double-double of the year vs. Ole Miss with 24 points and 10 rebounds ... After a 29-point, 9 rebound performance at Auburn, she has scored at least 24 points against every team in the SEC throughout her career ... Recorded a double-double with 25 points against Vanderbilt ... Against VU, she earned her 2,000th career point becoming the third player in program history with 2,000 points or more (A'dia Mathies, Valerie Still) ... Joins an exclusive club of Wildcats with Dan Issel and Valerie Still as the only players that have scored 2,000 career points in 100 games or less ... Hit five 3s with 29 total points and 10 rebounds for her ninth double-double of the season against Arkansas ... Scored 19 points with 12 rebounds at Mizzou ... Is second all-time in Kentucky history - men's and women's - in career scoring ... Broke school record for 3-pointers in a game (eight), career 3-pointers scored (272), and points for a senior of senior day (32) against Auburn.

EXTRA STATS ...		
	21-22	Career
10+ Points	23	96
15+ Points	22	80
20+ Points	15	58
25+ Points	6	32
30+ Points	2	9
35+ Points	0	2
40+ Points	0	1
Made 3+ 3FG	9	45
10+ Rebs	10	28
Double-dbls	10	27
3+ Assists	14	50
2+ Steals	18	68
Led UK in Pts	16	69
Led UK in Rebs	12	58
Led UK in Asts	8	38
Led UK in Stls	15	46
Led UK in Blks	10	43

CAREER HIGHS	
POINTS:	43 AT ALABAMA, 01/9/20
FGM:	14 AT ALABAMA, 01/9/20
FGA:	27 VS. TENNESSEE, 01/5/20
FTM:	12 VS. SOUTH CAROLINA, 02/23/20
FTA:	14(2X) LAST AT OLE MISS, 02/04/21
3FGM:	8 VS. AUBURN, 2/27/22
3FGA:	14 AT LSU, 01/19/20
O-REBOUNDS:	8(2X) LAST VS. OLE MISS, 02/28/21
D-REBOUNDS:	10 VS. OLE MISS, 1/23/22
TOTAL REBOUNDS:	16 VS. OLE MISS, 02/28/21
ASSISTS:	10 VS. WINTHROP, 11/21/21
BLOCKS:	3 (8X) LAST AT ALABAMA, 2/13/22
STEALS:	7(2X) LAST VS. TENNESSEE, 02/11/21
MINUTES:	43 VS. TEXAS A&M, 2/6/22

SEASON HIGHS	
POINTS:	30 VS. GEORGIA, 1/6/22
FGM:	12 VS. GEORGIA, 1/6/22
FGA:	23 VS. OLE MISS, 1/23/22
FTM:	8 VS. WEST VIRGINIA, 12/1/21
FTA:	10 VS. WEST VIRGINIA, 12/1/21
3FGM:	8 VS. AUBURN, 2/27/22
3FGA:	13 VS. AUBURN, 2/27/22
O-REBOUNDS:	4 (2X) LAST VS. AT ARKANSAS, 2/20/22
D-REBOUNDS:	10 VS. OLE MISS, 1/23/22
TOTAL REBOUNDS:	12 (2X), LAST AT MIZZOU, 2/24/22
ASSISTS:	10 VS. WINTHROP, 11/21/21
BLOCKS:	3 (4X) LAST AT ALABAMA, 2/13/22
STEALS:	6 (2X) LAST VS. USC UPSTATE, 12/19/21
MINUTES:	43 VS. TEXAS A&M, 2/6/22

SEASON	TEAM	GP-GS	MIN/AVG	Field Goals		3-Point		F-Throws		Rebounds				Scoring						
				FG-FGA	FG%	3FG-3FGA	3FG%	FT-FTA	FT%	OFF	DEF	TOT	AVG	PF-FO	A	TO	BLK	STL	PTS	AVG
2018-19	UK	32-32	990/30.9	190-426	.446	74-191	.387	71-105	.676	81	131	212	6.6	86-2	75	78	22	68	525	16.4
2019-20	UK	27-27	844/31.2	212-490	.433	84-220	.382	125-158	.791	63	112	175	6.5	68-0	66	60	29	62	633	23.4
2020-21	UK	24-24	835/34.8	173-390	.444	56-150	.373	95-122	.779	59	115	174	7.3	63-0	91	51	19	61	497	20.7
2021-22	UK	26-26	913/35.1	182-414	.440	58-157	.369	108-134	.806	56	145	201	7.7	61-0	85	48	34	67	530	20.4
TOTAL		109-109	3582/32.9	757-1720	.440	272-718	.379	399-519	.769	259	503	762	7.0	278-2	317	237	104	258	2185	20.0




TREASURE HUNT

#12 • GUARD • SOPH. • 6-2

CHATTANOOGA, TENN./HAMILTON HEIGHTS CHRISTIAN ACADEMY

2021-22 (SOPHOMORE)

Scored a career-high 18 points in game vs. Presbyterian along with a career-high in rebounds with nine ... Tied highest single-game scoring total in career history and made most free throws in a single game in her career in game vs. DePaul ... Led UK in points in game against Louisville with 14 ... Did not play vs. Vanderbilt due to an injury ... Returned to court against LSU ... Has hit a 3-pointer in five straight games for the first time in her career ... Had six points and seven rebounds at Mizzou.



EXTRA STATS ...

	21-22	Career
10+ Points	5	7
15+ Points	2	2
20+ Points	0	0
25+ Points	0	0
30+ Points	0	0
35+ Points	0	0
40+ Points	0	0
Made 3+ 3FG	0	0
10+ Rebs	1	1
Double-dbls	0	0
3+ Assists	3	4
2+ Steals	2	3
Led UK in Pts	1	1
Led UK in Rebs	2	2
Led UK in Asts	0	1
Led UK in Stls	3	4
Led UK in Blks	3	4

CAREER HIGHS

POINTS:	18 (2x) LAST vs. DEPAUL, 12/09/21
FGM:	7 vs. PRESBYTERIAN, 11/09/21
FGA:	14 vs. DEPAUL, 12/09/21
FTM:	8 vs. DEPAUL, 12/09/21
FTA:	10 vs. DEPAUL, 12/09/21
3FGM:	2(4x) LAST AT SOUTH CAROLINA, 1/9/22
3FGA:	7 vs. VANDERBILT, 01/17/21
O-REBOUNDS:	7 vs. NORTH ALABAMA, 11/11/21
D-REBOUNDS:	7 vs. FLORIDA, 03/04/21
TOTAL REBOUNDS:	10 vs. NORTH ALABAMA, 11/11/21
ASSISTS:	5 vs. PRESBYTERIAN, 11/09/21
BLOCKS:	2 (5x) LAST vs. AUBURN, 2/27/22
STEALS:	3 vs. FLORIDA, 1/20/22
MINUTES:	35 vs. VANDERBILT, 01/17/21

SEASON HIGHS

POINTS:	18 (2x) LAST vs. DEPAUL, 12/09/21
FGM:	7 vs. PRESBYTERIAN, 11/09/21
FGA:	14 vs. DEPAUL, 12/09/21
FTM:	8 vs. DEPAUL, 12/09/21
FTA:	10 vs. DEPAUL, 12/09/21
3FGM:	2 AT SOUTH CAROLINA, 1/9/22
3FGA:	5 AT SOUTH CAROLINA, 1/9/22
O-REBOUNDS:	7 vs. NORTH ALABAMA, 11/11/21
D-REBOUNDS:	6 (2x) LAST vs. WINTHROP, 11/21/21
TOTAL REBOUNDS:	10 vs. NORTH ALABAMA, 11/11/21
ASSISTS:	5 vs. PRESBYTERIAN, 11/09/21
BLOCKS:	2 (4x) LAST vs. AUBURN, 2/27/22
STEALS:	3 vs. FLORIDA, 1/20/22
MINUTES:	33 vs. DEPAUL, 12/09/21

SEASON	TEAM	GP-GS	MIN/AVG	Field Goals		3-Point		F-Throws		Rebounds				Scoring						
				FG-FGA	FG%	3FG-3FGA	3FG%	FT-FTA	FT%	OFF	DEF	TOT	AVG	PF-FO	A	TO	BLK	STL	PTS	AVG
2020-21	UK	15-1	195/13.0	21-62	.339	10-32	.313	4-6	.667	10	22	32	2.1	16-0	10	13	5	4	56	3.7
2021-22	UK	25-24	590/23.6	62-174	.356	11-49	.224	36-68	.529	53	68	121	4.8	39-0	35	48	19	15	171	6.8
TOTAL		40-25	786/19.6	83-236	.352	21-81	.259	40-74	.541	63	90	153	3.8	55-0	45	61	24	19	227	5.7



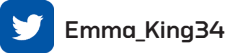
EMMA KING

#34 • GUARD • JR • 5-10

STANFORD, KY./LINCOLN COUNTY HS

2021-22 (JUNIOR)

Earned her first two career blocks in game against North Alabama ... Led UK in blocks with two in game against USC Upstate ... Earned or tied career bests in free throws made and attempted, defensive rebounds, total rebounds, assists, blocks and minutes played in game against USC Upstate ... Earned career best in points (10), rebounds and minutes against Auburn ... Played 27 minutes against Vanderbilt with nine points and hit a 3 ... Played a career-high 33 minutes against LSU ... Earned career-high four assists against Alabama.



EXTRA STATS ...

	21-22	Career
10+ Points	1	1
15+ Points	0	0
20+ Points	0	0
25+ Points	0	0
30+ Points	0	0
35+ Points	0	0
40+ Points	0	0
Made 3+ 3FG	0	0
10+ Rebs	0	0
Double-dbls	0	0
3+ Assists	4	5
2+ Steals	1	1
Led UK in Pts	0	0
Led UK in Rebs	0	0
Led UK in Asts	0	1
Led UK in Stls	1	1
Led UK in Blks	2	2

CAREER HIGHS

POINTS:	10 vs. AUBURN, 1/25/22
FGM:	5 vs. AUBURN, 1/25/22
FGA:	13 vs. AUBURN, 1/25/22
FTM:	2 vs. IDAHO STATE, 03/21/21
FTA:	2 (5x) LAST AT ALABAMA, 2/13/22
3FGM:	2 vs. MOUNT ST. MARY'S, 11/05/19
3FGA:	8 AT VANDERBILT, 1/27/22
O-REBOUNDS:	2 AT VANDERBILT, 1/27/22
D-REBOUNDS:	3 (2x) LAST vs. AUBURN, 1/25/22
TOTAL REBOUNDS:	4 vs. AUBURN, 1/25/22
ASSISTS:	4 AT ALABAMA, 2/13/22
BLOCKS:	2 (3x) LAST AT VANDERBILT, 1/27/22
STEALS:	2 vs. VANDERBILT, 2/17/22
MINUTES:	33 AT LSU, 1/30/22

SEASON HIGHS

POINTS:	10 vs. AUBURN, 1/25/22
FGM:	5 vs. AUBURN, 1/25/22
FGA:	13 vs. AUBURN, 1/25/22
FTM:	1 (3x) LAST vs. OLE MISS, 1/23/22
FTA:	2 (3x) LAST AT ALABAMA, 2/13/22
3FGM:	1 vs. NORTH ALABAMA, 11/11/21
3FGA:	8 AT VANDERBILT, 1/27/22
O-REBOUNDS:	2 AT VANDERBILT, 1/27/22
D-REBOUNDS:	3 vs. AUBURN, 1/25/22
TOTAL REBOUNDS:	4 vs. AUBURN, 1/25/22
ASSISTS:	4 AT ALABAMA, 2/13/22
BLOCKS:	2 (3x) LAST AT VANDERBILT, 1/27/22
STEALS:	2 vs. VANDERBILT, 2/17/22
MINUTES:	33 AT LSU, 1/30/22

SEASON	TEAM	GP-GS	MIN/AVG	Field Goals		3-Point		F-Throws		Rebounds				Scoring						
				FG-FGA	FG%	3FG-3FGA	3FG%	FT-FTA	FT%	OFF	DEF	TOT	AVG	PF-FO	A	TO	BLK	STL	PTS	AVG
2019-20	UK	15-0	105/7.0	7-31	.226	4-19	.211	3-5	.600	0	3	3	0.2	11-0	6	4	0	2	21	1.4
2020-21	UK	5-2	44/8.8	0-12	.000	0-4	.000	2-2	1.000	0	5	5	1.0	5-0	5	4	0	2	2	0.4
2021-22	UK	23-2	343/14.9	26-77	.338	3-32	.094	3-5	.600	6	25	31	1.3	23-0	28	27	8	9	58	2.5
TOTAL		43-4	492/11.4	33-120	.275	7-55	.127	8-12	.667	6	33	39	0.9	39-0	39	35	8	13	81	1.9



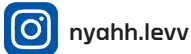
NYAH LEVERETTER

#21 • FORWARD • SOPH • 6-3

BLYTHEWOOD, S.C./WESTWOOD HS

2021-22 (SOPHOMORE)

Was announced on Nov. 9 that she will miss an unspecified amount of time with a non-COVID related illness ... Returned for the Cats in game against West Virginia, notching 4 rebounds ... Played a 30 minutes against Florida ... Played a career-high 37 minutes against Vanderbilt and earned her first career start ... Scored a career-high tying seven points against VU, going 3-of-3 from the field and added five rebounds and a career-best six blocks ... Earned a career-high in points (eight), steals (three) and defensive rebounds (six) and a season high in total rebound (seven), free throws made (two) and field goals made (three) ... Made a career high four free throws and two assists against Auburn.



EXTRA STATS ...

	21-22	Career
10+ Points	0	0
15+ Points	0	0
20+ Points	0	0
25+ Points	0	0
30+ Points	0	0
35+ Points	0	0
40+ Points	0	0
Made 3+ 3FG	0	0
10+ Rebs	0	0
Double-dbls	0	0
3+ Assists	0	0
2+ Steals	1	1
Led UK in Pts	0	0
Led UK in Rebs	0	2
Led UK in Asts	0	0
Led UK in Stls	0	0
Led UK in Blks	1	2

CAREER HIGHS

POINTS:	8 AT ALABAMA, 2/13/22
FGM:	3 (2X) LAST AT ALABAMA, 2/13/22
FGA:	8 vs. WOFFORD, 12/19/20
FTM:	4 vs. AUBURN, 2/27/22
FTA:	5 vs. WOFFORD, 12/19/20
3FGM:	N/A
3FGA:	N/A
O-REBOUNDS:	7 vs. WOFFORD, 12/19/20
D-REBOUNDS:	6 AT ALABAMA, 2/13/22
TOTAL REBOUNDS:	9 vs. WOFFORD, 12/19/20
ASSISTS:	2 vs. AUBURN, 2/27/22
BLOCKS:	6 AT VANDERBILT, 1/27/22
STEALS:	3 AT ALABAMA, 2/13/22
MINUTES:	37 AT VANDERBILT, 1/27/22

SEASON HIGHS

POINTS:	8 AT ALABAMA, 2/13/22
FGM:	3 (2X) LAST AT ALABAMA, 2/13/22
FGA:	5 AT ALABAMA, 2/13/22
FTM:	4 vs. AUBURN, 2/27/22
FTA:	4 (2X) LAST vs. AUBURN, 2/27/22
3FGM:	N/A
3FGA:	N/A
O-REBOUNDS:	5 vs. VANDERBILT, 2/17/22
D-REBOUNDS:	6 AT ALABAMA, 2/13/22
TOTAL REBOUNDS:	7 AT ALABAMA, 2/13/22
ASSISTS:	2 vs. AUBURN, 2/27/22
BLOCKS:	6 AT VANDERBILT, 1/27/22
STEALS:	3 AT ALABAMA, 2/13/22
MINUTES:	37 AT VANDERBILT, 1/27/22

SEASON	TEAM	GP-GS	MIN/AVG	Field Goals		3-Point		F-Throws		Rebounds				Scoring						
				FG-FGA	FG%	3FG-3FGA	3FG%	FT-FTA	FT%	OFF	DEF	TOT	AVG	PF-FO	A	TO	BLK	STL	PTS	AVG
2020-21	UK	14-0	94/6.7	5-14	.357	0-0	.000	4-9	.444	14	12	26	1.9	14-0	1	5	3	0	14	1.0
2021-22	UK	20-6	373/18.6	13-27	.481	0-0	.000	21-27	.778	21	33	54	2.7	41-0	9	20	16	8	47	2.4
TOTAL		34-6	467/13.7	18-41	.439	0-0	.000	25-36	.694	35	45	80	2.4	55-0	10	25	19	8	61	1.8



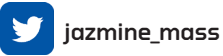

JAZMINE MASSENGILL

#3 • GUARD • SR • 6-0

CHATTANOOGA, TENN./HAMILTON HEIGHTS/TENNESSEE

2021-22 (SENIOR)

Tied for most assists (seven) and steals (four) in game vs. Presbyterian. Scored in the double digits for the first time of her senior season and fifth time in her career with 13 points against Merrimack ... Scored over 10 points in three of the last four games including 13 at Tennessee ... Continued her scoring streak with 10 points against Florida, adding three rebounds, two assists and a steal ... Had six assists and seven rebounds vs. Vanderbilt ... Earned season-high in blocks against Arkansas with three ... Had seven assists against Mizzou ... Earned season-high 10 assists again Auburn.



EXTRA STATS ...

	21-22	Career
10+ Points	8	13
15+ Points	0	0
20+ Points	0	0
25+ Points	0	0
30+ Points	0	0
35+ Points	0	0
40+ Points	0	0
Made 3+ 3FG	1	2
10+ Rebs	0	0
Double-dbls	0	0
3+ Assists	15	28
2+ Steals	8	21
Led UK in Pts	0	0
Led UK in Rebs	0	0
Led UK in Asts	13	19
Led UK in Stls	4	4
Led UK in Blks	2	5

CAREER HIGHS

POINTS:	16 vs. COLORADO STATE, 12/11/19
FGM:	7 vs. COLORADO STATE, 12/11/19
FGA:	13 vs. TEXAS, 12/08/19
FTM:	6 vs. LSU, 01/27/19
FTA:	8 vs. STETSON, 11/19/19
3FGM:	3 (2x) LAST vs. MERRIMACK, 12/05/21
3FGA:	6 at UCONN, 01/23/20
O-REBOUNDS:	4 vs. PRESBYTERIAN, 11/11/18
D-REBOUNDS:	12 at NOTRE DAME, 11/11/19
TOTAL REBOUNDS:	13 at NOTRE DAME, 11/11/19
ASSISTS:	12 vs. MISSOURI, 01/02/20
BLOCKS:	5 vs. ETSU, 12/21/18
STEALS:	4 (4x) LAST AT ARKANSAS, 2/20/22
MINUTES:	39 vs. TEXAS A&M, 2/6/22

SEASON HIGHS

POINTS:	13 (2x) LAST AT TENNESSEE, 1/16/22
FGM:	6 AT TENNESSEE, 1/16/22
FGA:	12 vs. MISSISSIPPI STATE, 2/15/22
FTM:	3 (2x) vs. TEXAS A&M, 2/6/22
FTA:	5 (2x) LAST vs. VANDERBILT, 2/17/22
3FGM:	3 vs. MERRIMACK, 12/05/21
3FGA:	4 vs. MERRIMACK, 12/05/21
O-REBOUNDS:	4 vs. NORTH ALABAMA, 11/11/21
D-REBOUNDS:	6 (3x) AT ARKANSAS, 2/20/22
TOTAL REBOUNDS:	7 (3x) LAST AT VANDERBILT, 1/27/22
ASSISTS:	10 vs. AUBURN, 2/27/22
BLOCKS:	3 AT ARKANSAS, 2/20/22
STEALS:	4 (3x) LAST AT ARKANSAS, 2/20/22
MINUTES:	39 vs. TEXAS A&M, 2/6/22

SEASON	TEAM	GP-GS	MIN/AVG	Field Goals		3-Point		F-Throws		Rebounds				Scoring						
				FG-FGA	FG%	3FG-3FGA	3FG%	FT-FTA	FT%	OFF	DEF	TOT	AVG	PF-FO	A	TO	BLK	STL	PTS	AVG
2018-19	UT	32-1	570/17.8	44-132	.333	4-26	.154	16-30	.533	44	65	109	3.4	26-0	42	30	14	27	108	3.4
2019-20	UT	31-30	877/28.3	77-193	.399	15-53	.283	34-45	.756	26	119	145	4.7	32-0	128	49	23	27	203	6.5
2020-21	UK	19-8	458/24.1	38-101	.376	13-35	.371	8-13	.615	12	38	50	2.6	29-0	62	27	10	17	97	5.1
2021-22	UK	25-25	839/33.6	71-175	.406	13-42	.310	19-36	.528	21	68	89	3.6	39-0	112	43	17	31	174	7.0
TOTAL FOR UK		44-33	1297/29.5	109-276	.395	26-77	.338	27-49	.551	33	106	139	3.2	68-0	174	70	27	48	271	6.2
TOTAL		107-64	2743/25.6	230-601	.383	45-156	.288	77-124	.621	103	290	393	3.7	126-0	344	149	64	102	582	5.4



OLIVIA OWENS

#00 • CENTER • RS-JR • 6-4

ALBANY, N.Y./NISKAYUNA HS/MARYLAND

2021-22 (REDSHIRT JUNIOR)

Got single-game career high in assists with two in game against North Alabama ... Earned single-game season high defensive rebounds and total rebounds amount at five and eight in game against USC Upstate.



EXTRA STATS ...

	21-22	Career
10+ Points	0	2
15+ Points	0	0
20+ Points	0	0
25+ Points	0	0
30+ Points	0	0
35+ Points	0	0
40+ Points	0	0
Made 3+ 3FG	0	0
10+ Rebs	0	0
Double-dbls	0	0
3+ Assists	0	0
2+ Steals	0	0
Led UK in Pts	0	0
Led UK in Rebs	1	4
Led UK in Asts	0	0
Led UK in Stls	0	0
Led UK in Blks	4	6

CAREER HIGHS

POINTS:	10(2x) LAST VS. WOFFORD, 12/19/20
FGM:	4(3x) LAST VS. ARKANSAS, 12/31/20
FGA:	7(4x) LAST AT SOUTH CAROLINA, 1/9/22
FTM:	4 VS. IDAHO STATE, 03/21/21
FTA:	5 VS. IDAHO STATE, 03/21/21
3FGM:	N/A
3FGA:	1(3x) LAST VS. SOUTH CAROLINA, 01/10/21
O-REBOUNDS:	4 (2x) LAST VS. WINTHROP, 11/21/21
D-REBOUNDS:	8 VS. MURRAY STATE, 11/25/20
TOTAL REBOUNDS:	9(2x) LAST VS. WOFFORD, 12/19/20
ASSISTS:	2 (2x) LAST VS. TEXAS A&M, 2/6/22
BLOCKS:	3 VS. AUBURN, 1/25/22
STEALS:	1 (8x) LAST VS. USC UPSTATE, 12/19/21
MINUTES:	25 AT VANDERBILT, 1/27/22

SEASON HIGHS

POINTS:	7 (4x) LAST VS. SOUTH CAROLINA, 2/10/22
FGM:	3 (6x) LAST VS. USC UPSTATE, 12/19/21
FGA:	7 AT SOUTH CAROLINA, 1/9/22
FTM:	2 AT ALABAMA, 2/13/22
FTA:	3 VS. USC UPSTATE, 12/19/21
3FGM:	N/A
3FGA:	N/A
O-REBOUNDS:	4 VS. WINTHROP, 11/21/21
D-REBOUNDS:	6 AT TENNESSEE, 1/16/22
TOTAL REBOUNDS:	8 VS. USC UPSTATE, 12/19/21
ASSISTS:	2 (2x) LAST VS. TEXAS A&M, 2/6/22
BLOCKS:	3 VS. AUBURN, 1/25/22
STEALS:	1 (3x) LAST AT TENNESSEE, 1/16/22
MINUTES:	25 AT VANDERBILT, 1/27/22

SEASON	TEAM	GP-GS	MIN/AVG	Field Goals			3-Point		F-Throws		Rebounds				Scoring					
				FG-FGA	FG%	3FG-3FGA	3FG%	FT-FTA	FT%	OFF	DEF	TOT	AVG	PF-FO	A	TO	BLK	STL	PTS	AVG
2018-19	MD	16-0	67/4.2	11-20	.550	0-0	.000	2-5	.400	8	12	20	1.3	24-1	1	8	2	2	24	1.5
2020-21	UK	25-5	307/12.3	45-94	.479	0-3	.000	19-31	.613	19	50	69	2.8	48-1	5	36	4	3	109	4.4
2021-22	UK	25-9	345/13.8	37-92	.402	0-0	.000	10-21	.476	26	54	80	3.2	60-1	9	34	17	3	84	3.4
TOTAL FOR UK		50-14	652/13.0	82-186	.441	0-3	.000	29-52	.558	45	104	149	3.0	108-2	14	70	21	6	193	3.9
TOTAL		66-14	720/10.9	93-206	.451	0-3	.000	31-57	.544	53	116	169	2.6	132-3	15	78	23	8	217	3.3



JADA WALKER

#11 • GUARD • FR • 5-7

RICHMOND, VA./HENRICO HIGH SCHOOL

- All-SEC First Team (league coaches)

2021-22 (FRESHMAN)

Scored first ever 10+ point game in second career game vs. North Alabama ... Scored first 15+ point game in third career game against Indiana ... Scored a career-high 18 points in game vs. DePaul ... Earned three 3-pointers in win over Georgia, her most 3-pointers in a game in her Kentucky career ... Had 12 points with two 3s, four rebounds, two assists and three steals against Florida ... Got a career-best amount of steals vs. Auburn with 5 .. Scored a career-high 21 points and four 3s against LSU ... Earned a career-high seven rebounds against South Carolina at home ... Named SEC Freshman of the Week for performances at Miss. State, Vanderbilt and Arkansas, totaling 35 points, 11 rebounds, six assists and five steals ... Had nine points with three assists, hitting a 3 at Mizzou ... Scored 15 points and got a career high nine rebounds against Auburn. Her nine rebounds against Auburn led the team.

jadawalk1ker

jadawalkr11

EXTRA STATS ...

	21-22	Career
10+ Points	14	14
15+ Points	6	6
20+ Points	0	0
25+ Points	0	0
30+ Points	0	0
35+ Points	0	0
40+ Points	0	0
Made 3+ 3FG	2	2
10+ Rebs	0	0
Double-dbls	0	0
3+ Assists	8	8
2+ Steals	13	13
Led UK in Pts	0	0
Led UK in Rebs	1	1
Led UK in Asts	2	2
Led UK in Stls	5	5
Led UK in Blks	1	1

CAREER HIGHS

POINTS:	21 AT LSU, 1/30/22
FGM:	7 (3x) LAST AT LSU, 1/30/22
FGA:	18 vs. DEPAUL, 12/09/21
FTM:	5 vs. OLE MISS, 1/23/22
FTA:	6 (2x) LAST vs. OLE MISS, 1/23/22
3FGM:	4 AT LSU, 1/30/22
3FGA:	7 vs. VANDERBILT, 2/17/22
O-REBOUNDS:	2(3x) LAST vs. MISSISSIPPI STATE, 2/15/22
D-REBOUNDS:	8 vs. AUBURN, 2/27/22
TOTAL REBOUNDS:	9 vs. AUBURN, 2/27/22
ASSISTS:	5 vs. NORTH ALABAMA, 11/11/21
BLOCKS:	1 (3x) LAST AT ALABAMA, 2/13/22
STEALS:	5 vs. AUBURN, 1/25/22
MINUTES:	36 AT LSU, 1/30/22

SEASON HIGHS

POINTS:	21 AT LSU, 1/30/22
FGM:	7 (3x) LAST AT LSU, 1/30/22
FGA:	18 vs. DEPAUL, 12/09/21
FTM:	5 vs. OLE MISS, 1/23/22
FTA:	6 (2x) LAST vs. OLE MISS, 1/23/22
3FGM:	4 AT LSU, 1/30/22
3FGA:	7 vs. VANDERBILT, 2/17/22
O-REBOUNDS:	2(3x) LAST vs. MISSISSIPPI STATE, 2/15/22
D-REBOUNDS:	8 vs. AUBURN, 2/27/22
TOTAL REBOUNDS:	9 vs. AUBURN, 2/27/22
ASSISTS:	5 vs. NORTH ALABAMA, 11/11/21
BLOCKS:	1 (3x) LAST AT ALABAMA, 2/13/22
STEALS:	5 vs. AUBURN, 1/25/22
MINUTES:	36 AT LSU, 1/30/22

SEASON	TEAM	GP-GS	MIN/AVG	Field Goals			3-Point		F-Throws		Rebounds				Scoring					
				FG-FGA	FG%	3FG-3FGA	3FG%	FT-FTA	FT%	OFF	DEF	TOT	AVG	PF-FO	A	TO	BLK	STL	PTS	AVG
2021-22	UK	26-17	711/27.4	102-246	.415	29-77	.377	38-55	.691	17	53	70	2.7	65-1	53	61	3	39	271	10.4
TOTAL		26-17	711/27.4	102-246	.415	29-77	.377	38-55	.691	17	53	70	2.7	65-1	53	61	3	39	271	10.4

CAREER IN THE SEC TOURNAMENT

ROBYN BENTON																
Year	GP-GS	MIN	FG-FGA	PCT	3FG-FGA	PCT	FT-FTA	PCT	OFF-DEF	TOT-AVG	PF-FO	A	TO	BLK	ST	PTS-AVG
2018-19*	2-0	29-14.5	4-9	.444	2-7	.285	0-1	.000	1-2	3-1.5	3-0	0	1	0	4	10-5.0
2019-20*	2-2	57-28.5	3-16	.187	3-10	.300	4-4	1.000	2-4	6-3.0	2-0	4	4	1	4	13-6.5
2020-21*	2-0	16-8.0	0-5	.000	0-2	.000	2-2	1.000	1-0	1-0.5	3-0	1	1	0	1	2-1.0
2021-22																
Total	6-2	102-17.0	7-30	.233	5-19	.263	6-7	.857	4-6	10-1.6	8-0	5	6	1	9	25-4.1

* at Auburn

DRE'UNA EDWARDS																
Year	GP-GS	MIN	FG-FGA	PCT	3FG-FGA	PCT	FT-FTA	PCT	OFF-DEF	TOT-AVG	PF-FO	A	TO	BLK	ST	PTS-AVG
2020-21	2-0	26-13.0	4-16	.250	0-1	.000	0-0	.000	2-5	7-3.5	3-0	0	0	0	1	8-4.0
2021-22																
Total	2-0	26-13.0	4-16	.250	0-1	.000	0-0	.000	2-5	7-3.5	3-0	0	0	0	1	8-4.0

RHYNÉ HOWARD																
Year	GP-GS	MIN	FG-FGA	PCT	3FG-FGA	PCT	FT-FTA	PCT	OFF-DEF	TOT-AVG	PF-FO	A	TO	BLK	ST	PTS-AVG
2018-19	1-1	38-38.0	11-19	.579	0-6	.000	3-4	.750	4-2	6-6.0	4-0	0	1	0	0	25-25.0
2019-20	2-2	70-35.0	18-41	.439	7-20	.350	7-10	.700	3-12	15-7.5	5-0	6	4	2	4	50-25.0
2020-21	2-2	74-37.0	23-39	.590	5-10	.500	9-11	.818	4-7	11-5.5	5-0	5	5	2	7	60-30.0
2021-22																
Career	5-5	182-36.4	52-99	.525	12-36	.333	19-25	.760	11-21	32-6.4	14-0	11	10	4	11	135-27.0

TREASURE HUNT																
Year	GP-GS	MIN	FG-FGA	PCT	3FG-FGA	PCT	FT-FTA	PCT	OFF-DEF	TOT-AVG	PF-FO	A	TO	BLK	ST	PTS-AVG
2020-21	2-0	36-18.0	6-12	.500	3-6	.500	0-0	.000	0-7	7-3.5	5-0	4	3	2	2	15-7.5
2021-22																
Career	2-0	36-18.0	6-12	.500	3-6	.500	0-0	.000	0-7	7-3.5	5-0	4	3	2	2	15-7.5

EMMA KING																
Year	GP-GS	MIN	FG-FGA	PCT	3FG-FGA	PCT	FT-FTA	PCT	OFF-DEF	TOT-AVG	PF-FO	A	TO	BLK	ST	PTS-AVG
2019-20	1-0	2-2.0	0-2	.000	0-2	.000	0-0	.000	0-0	0-0.0	0-0	0	0	0	0	0-0.0
2020-21	0-0	0-0	0-0	.000	0-0	.000	0-0	.000	0-0	0-0.0	0-0	0	0	0	0	0-0.0
2021-22																
Career	1-0	2-2.0	0-2	.000	0-2	.000	0-0	.000	0-0	0-0.0	0-0	0	0	0	0	0-0.0

NYAH LEVERETTER																
Year	GP-GS	MIN	FG-FGA	PCT	3FG-FGA	PCT	FT-FTA	PCT	OFF-DEF	TOT-AVG	PF-FO	A	TO	BLK	ST	PTS-AVG
2020-21	0-0	1-1.0	0-0	.000	0-0	.000	0-0	.000	0-0	0-0.0	0-0	0	0	0	0	0-0.0
2021-22																
Career	0-0	1-1.0	0-0	.000	0-0	.000	0-0	.000	0-0	0-0.0	0-0	0	0	0	0	0-0.0

JAZMINE MASSENGILL																
Year	GP-GS	MIN	FG-FGA	PCT	3FG-FGA	PCT	FT-FTA	PCT	OFF-DEF	TOT-AVG	PF-FO	A	TO	BLK	ST	PTS-AVG
2018-19^	2-0	18-9.0	1-4	.250	0-0	.000	0-0	.000	1-1	2-1.0	0-0	1	1	1	0	2-1.0
2019-20^	2-2	47-23.5	4-9	.444	0-3	.000	2-2	1.000	0-4	4-2.0	3-0	7	3	2	1	10-5.0
2020-21	2-2	60-30.0	6-13	.462	2-5	.400	1-2	.500	4-3	7-3.5	3-0	6	5	0	0	15-7.5
2021-22																
Career	6-4	125-20.8	11-26	.423	2-8	.250	3-4	.750	5-8	13-2.2	6-0	14	9	3	1	27-4.5

^ at Tennessee

OLIVIA OWENS																
Year	GP-GS	MIN	FG-FGA	PCT	3FG-FGA	PCT	FT-FTA	PCT	OFF-DEF	TOT-AVG	PF-FO	A	TO	BLK	ST	PTS-AVG
2020-21	0-0	0-0	0-0	.000	0-0	.000	0-0	.000	0-0	0-0.0	0-0	0	0	0	0	0-0.0
2021-22																
Career	0-0	0-0	0-0	.000	0-0	.000	0-0	.000	0-0	0-0.0	0-0	0	0	0	0	0-0.0

JADA WALKER																
Year	GP-GS	MIN	FG-FGA	PCT	3FG-FGA	PCT	FT-FTA	PCT	OFF-DEF	TOT-AVG	PF-FO	A	TO	BLK	ST	PTS-AVG
2021-22																
Career	0-0	0-0	0-0	.000	0-0	.000	0-0	.000	0-0	0-0.0	0-0	0	0	0	0	0-0.0

2021-22 GAME REVIEWS

18 KENTUCKY 69, #12 LSU 78 - FINAL

Jan. 30, 2022 • Baton Rouge, La. (PMAC)

NO. Name	Min	FG	3P	FT	Rebounds	Fouls	TP	AS	ST	Blocks	Shooting By Period	
											%	pts
00 Olivia Owens	15:00	1/2	0/0	0/0	2	3	0	2	0	0	1	1
10 Rhyne Howard	37:49	9/19	3/7	4/6	3	9	2	4	2	3	10	11
11 Jada Walker	38:47	7/13	4/5	2/3	1	4	2	3	6	2	9	9
22 Treasure Hunt	22:35	1/2	0/0	2/3	5	2	0	2	0	0	1	1
34 Emma King	33:47	3/6	1/2	0/0	1	1	2	2	0	0	1	1
21 Nyah Leverette	23:52	3/3	0/0	1/1	3	0	0	0	0	0	1	1
44 Derina Edwards	28:30	4/9	1/3	1/2	7	8	5	4	10	0	1	1
Team		27/54	7/17	11/11	26	25	12	18	33	6	3	3
Totals		27/54	7/17	11/11	26	25	12	18	33	6	3	3

NO. Name	Min	FG	3P	FT	Rebounds	Fouls	TP	AS	ST	Blocks	Shooting By Period	
											%	pts
0 Autumn Nowdy	31:25	0/3	0/0	3/4	1	5	4	3	3	0	1	2
24 Jasmine Adams	3:28	0/2	0/0	0/1	1	2	0	1	0	1	1	1
1 Jalin Cherry	38:02	5/11	1/2	2	4	6	1	5	2	3	0	0
3 Khaya Poirier	37:49	9/19	3/7	4/6	3	9	2	4	2	3	10	11
45 Alexis Morris	4:02	0/1	0/0	2/4	2	3	0	0	4	1	0	0
10 Rhyne Howard	40:09	1/2	0/0	0/0	0	0	0	1	0	0	0	0
32 Aeva Trust	09:27	0/1	0/0	0/0	0	0	0	1	0	1	0	1
Team		26/64	6/17	14/24	16	20	12	22	18	8	16	19
Totals		26/64	6/17	14/24	16	20	12	22	18	8	16	19

Biggest lead	UK	UK	Points from Turnovers	UK	UK	Period by Period Scoring			
						1st	2nd	3rd	4th
Biggest lead	10 (11 th 7:30)	10 (11 th 7:30)	6 (11 th 7:30)	8	22	17	19	16	69
Best Scoring Run	10 (11 th 7:30)	10 (11 th 7:30)	6 (11 th 7:30)	8	22	17	19	16	69
Lead Changes	5	16	22	17	19	16	69		
Times Tied	7	16	22	17	19	16	69		
Time with Lead	11:16	24:54	Bench	14	21	15	10	15	78

19 KENTUCKY 64, TEXAS A&M 73 - FINAL/OT

Feb. 6, 2022 • Lexington, Ky. (Memorial Coliseum)

NO. Name	Min	FG	3P	FT	Rebounds	Fouls	TP	AS	ST	Blocks	Shooting By Period	
											%	pts
32 Ashley Paly	22:37	3/7	0/0	0/0	1	1	0	0	1	1	4	4
2 Cassandra Hoppe	02:59	0/4	0/0	0/0	0	0	0	0	0	0	0	0
3 Destiny Pitts	07:33	6/11	5/11	3/4	1	9	2	0	6	2	1	1
5 Jordan Nixon	09:58	5/10	2/4	4/4	0	2	2	0	1	0	2	2
11 Kayla Wells	07:25	3/11	1/2	0/0	1	1	0	0	1	0	0	0
29 McKenna Green	07:29	5/6	0/0	0/0	0	0	0	0	0	0	0	0
30 Sydney Ruby	01:14	0/1	0/0	0/0	0	0	0	0	0	0	0	0
14 Malayah Johnson	02:51	0/1	0/0	0/0	0	0	0	0	0	0	0	0
24 Sara Jones	12:38	0/2	0/0	0/0	2	2	0	0	0	0	0	0
44 Derina Edwards	07:41	0/2	0/0	0/0	0	0	0	0	0	0	0	0
Team		24/61	9/23	16/20	5	20	10	17	19	13	1	2
Totals		24/61	9/23	16/20	5	20	10	17	19	13	1	2

NO. Name	Min	FG	3P	FT	Rebounds	Fouls	TP	AS	ST	Blocks	Shooting By Period	
											%	pts
3 Jasmine Massengill	02:57	4/8	0/0	1/1	3	4	2	5	11	0	0	1
10 Rhyne Howard	02:41	2/4	1/2	0/0	1	1	0	2	0	0	0	0
11 Jada Walker	02:59	4/5	1/2	0/0	2	2	1	0	0	0	0	0
12 Treasure Hunt	02:52	4/7	1/2	0/0	2	4	0	1	1	0	1	1
44 Derina Edwards	04:06	4/6	0/0	0/0	1	1	0	0	0	0	0	0
21 Nyah Leverette	02:51	1/2	0/0	1/1	2	3	1	1	0	0	1	1
34 Emma King	02:51	1/2	0/0	1/1	2	4	0	2	0	0	0	0
Team		25/53	9/17	15/18	8	30	40	19	14	11	2	7
Totals		25/53	9/17	15/18	8	30	40	19	14	11	2	7

Biggest lead	UK	UK	Points from Turnovers	UK	UK	Period by Period Scoring					
						1st	2nd	3rd	4th		
Biggest lead	10 (11 th 0:57)	10 (11 th 0:57)	10 (11 th 0:57)	13	10	14	16	18	73		
Best Scoring Run	10 (11 th 0:57)	10 (11 th 0:57)	10 (11 th 0:57)	13	10	14	16	18	73		
Lead Changes	5	16	22	17	19	16	69				
Times Tied	5	16	22	17	19	16	69				
Time with Lead	16:56	28:00	Bench	7	13	10	26	6	14	9	64

20 KENTUCKY 50, #1 SOUTH CAROLINA 59 - FINAL

Feb. 10, 2022 • Lexington, Ky. (Memorial Coliseum)

NO. Name	Min	FG	3P	FT	Rebounds	Fouls	TP	AS	ST	Blocks	Shooting By Period	
											%	pts
4 Alysh Boston	22:59	6/13	0/0	6/6	9	15	0	4	2	2	2	2
5 Victoria Stanton	08:21	3/4	0/0	2/4	6	11	2	3	8	0	0	1
1 Za Cooke	02:11	4/10	1/3	0/0	2	2	0	1	10	2	0	1
3 Destani Henderson	03:04	1/4	0/1	2/4	1	4	0	2	4	5	2	0
12 Breia Bell	02:17	2/4	0/1	1/2	3	0	1	4	2	2	0	1
20 Siana English	00:00	0/0	0/0	0/0	0	0	0	0	0	0	0	0
24 Lake Grissitt	15:37	3/6	0/0	1/2	3	3	1	7	0	0	0	0
23 Breia Bell	15:37	3/6	0/0	1/2	3	3	1	7	0	0	0	0
44 Sara Rivers	14:57	0/4	0/1	0/0	2	2	0	4	1	2	1	0
11 Deshaun Linton	02:54	0/0	0/0	0/0	0	0	0	0	0	0	0	0
21 Nyah Leverette	08:46	1/3	0/1	1/2	0	0	1	2	3	0	1	0
Team		24/62	1/9	10/25	20	38	46	15	18	59	15	7
Totals		24/62	1/9	10/25	20	38	46	15	18	59	15	7

NO. Name	Min	FG	3P	FT	Rebounds	Fouls	TP	AS	ST	Blocks	Shooting By Period	
											%	pts
00 Olivia Owens	14:08	3/6	0/0	1/3	1	3	1	2	7	0	0	1
3 Jasmine Massengill	13:15	0/0	0/0	0/0	0	0	0	0	0	0	0	0
5 Jorilyn Cambridge	02:59	1/5	0/0	1/1	2	3	0	1	2	1	0	1
11 Jada Walker	01:29	2/2	0/0	0/0	1	6	0	4	0	0	0	0
12 Treasure Hunt	01:09	0/3	0/0	0/0	2	3	0	3	2	1	0	1
44 Derina Edwards	00:58	1/1	0/0	0/0	0	0	0	0	0	0	0	0
21 Nyah Leverette	18:36	1/2	0/0	0/0	0	0	0	1	4	1	1	1
34 Emma King	11:13	1/2	0/0	0/0	0	0	0	1	0	0	0	0
1 Robyn Benton	12:40	0/1	0/0	0/0	0	0	0	1	1	2	1	0
Team		19/53	1/16	13/13	10	25	35	16	15	50	13	7
Totals		19/53	1/16	13/13	10	25	35	16	15	50	13	7

Biggest lead	SC	UK	Points from Turnovers	SC	UK	Period by Period Scoring			
						1st	2nd	3rd	4th
Biggest lead	18 (4 th 9:43)	10 (11 th 0:00)	10 (11 th 0:00)	13	17	16	17	59	
Best Scoring Run	10 (11 th 0:00)	10 (11 th 0:00)	10 (11 th 0:00)	13	17	16	17	59	
Lead Changes	5	16	22	17	19	16	69		
Times Tied	0	16	22	17	19	16	69		
Time with Lead	39:44	10:00	Bench	19	12	10	9	24	50

21 KENTUCKY 67, ALABAMA 63 - FINAL

Feb. 13, 2022 • Tuscaloosa, Ala. (Coleman Coliseum)

NO. Name	Min	FG	3P	FT	Rebounds	Fouls	TP	AS	ST	Blocks	Shooting By Period	
											%	pts
00 Olivia Owens	11:38	0/0	0/0	2/2	1	3	1	2	0	1	1	1
1 Megan Abrams	03:28	0/0	0/0	0/1	1	2	0	1	0	1	1	1
10 Rhyne Howard	29:19	9/10	0/1	3/4	2	7	9	3	9	1	3	5
11 Jada Walker	23:37	2/8	0/0	0/1	1	0	0	4	1	2	0	1
12 Treasure Hunt	08:19	0/4	0/0	0/0	1	2	1	1	1	0	0	0
34 Emma King	19:00	1/4	0/0	0/0	2	2	0	2	0	0	0	0
44 Derina Edwards	18:36	1/2	0/0	2/2	1	2	1	2	4	0	1	0
21 Nyah Leverette	19:44	3/6	0/0	2/2	1	7	3	2	1	0	0	1
1 Robyn Benton	16:47	2/7	1/4	0/0	1	0	0	0	1	0	1	1
Team		27/72	1/10	12/16	25	41	13	20	15	13	11	7
Totals		27/7										



2021-22 Kentucky Women's Basketball Combined Team Statistics All games

Game Records

Record	Overall	Home	Away	Neutral
ALL GAMES	15-11	11-5	4-6	0-0
CONFERENCE	8-8	4-4	4-4	0-0
NON-CONFERENCE	7-3	7-1	0-2	0-0

Score by Periods

Team	1st	2nd	3rd	4th	OT	TOT
Kentucky	492	411	484	471	9	1867
Opponents	447	405	425	405	18	1700

Team Box Score

No.	Player				Total		3-Point		F-Throw		Rebounds											
		GP-GS	MIN	AVG	FG-FGA	FG%	3FG-3FGA	3FG%	FT-FTA	FT%	OFF	DEF	TOT	AVG	PF	DQ	A	TO	BLK	STL	PTS	AVG
10	HOWARD, Rhyne	26-26	912:55	35.1	182-414	.440	58-157	.369	108-134	.806	56	145	201	7.7	61	0	85	48	34	67	530	20.4
44	EDWARDS, Dre'una	21-12	619:51	29.5	149-285	.523	15-47	.319	43-54	.796	57	109	166	7.9	56	2	39	53	24	22	356	17.0
11	WALKER, Jada	26-17	711:27	27.4	102-246	.415	29-77	.377	38-55	.691	17	53	70	2.7	65	1	53	61	3	39	271	10.4
1	BENTON, Robyn	20-9	472:57	23.6	67-158	.424	18-52	.346	20-28	.714	18	33	51	2.6	29	1	31	28	8	27	172	8.6
3	MASSENGILL, Jazmine	25-25	839:24	33.6	71-175	.406	13-42	.310	19-36	.528	21	68	89	3.6	39	0	112	43	17	31	174	7.0
12	HUNT, Treasure	25-24	590:28	23.6	62-174	.356	11-49	.224	36-68	.529	53	68	121	4.8	39	0	35	48	19	15	171	6.8
00	OWENS, Olivia	25-9	345:11	13.8	37-92	.402	0-0	.000	10-21	.476	26	54	80	3.2	60	1	9	34	17	3	84	3.4
34	KING, Emma	23-2	342:45	14.9	26-77	.338	3-32	.094	3-5	.600	6	25	31	1.3	23	0	28	27	8	9	58	2.5
21	LEVERETTER, Nyah	20-6	372:35	18.6	13-27	.481	0-0	.000	21-27	.778	21	33	54	2.7	41	0	9	20	16	8	47	2.4
4	CRENSHAW-GILL, Kristen	6-0	17:28	2.9	1-4	.250	1-1	1.000	1-2	.500	0	0	0	0.0	0	0	1	1	0	0	4	0.7
Team											60	42	102					10				
Total		26	5225		710-1652	.430	148-457	.324	299-430	.695	335	630	965	37.1	413	5	402	373	146	221	1867	71.8
Opponents		26	5225		643-1575	.408	145-425	.341	269-375	.717	327	646	973	37.4	420	6	365	450	86	163	1700	65.4

Team Statistics

	UK	OPP
Scoring	1867	1700
Points per game	71.8	65.4
Scoring margin	+6.4	-
Field goals-att	710-1652	643-1575
Field goal pct	.430	.408
3 point fg-att	148-457	145-425
3-point FG pct	.324	.341
3-pt FG made per game	5.7	5.6
Free throws-att	299-430	269-375
Free throw pct	.695	.717
F-Throws made per game	11.5	10.3
Rebounds	965	973
Rebounds per game	37.1	37.4
Rebounding margin	-0.3	-
Assists	402	365
Assists per game	15.5	14.0
Turnovers	373	450
Turnovers per game	14.3	17.3
Turnover margin	+3.0	-
Assist/turnover ratio	1.1	0.8
Steals	221	163
Steals per game	8.5	6.3
Blocks	146	86
Blocks per game	5.6	3.3
Winning streak	6	-
Home win streak	3	-
Attendance	61869	65182
Home games-Avg/Game	16-3867	10-6518
Neutral site-Avg/Game	-	0-0

Team Results

Date	Opponent		Score	Att.
11/09/2021	Presbyterian	W	81-53	3321
11/11/2021	North Ala.	W	98-56	3444
11/14/2021	at Indiana	L	67-88	5394
11/21/2021	Winthrop	W	92-47	3587
11/27/2021	La Salle	W	74-52	3383
12/01/2021	West Virginia	W	83-60	3587
12/05/2021	Merrimack	W	90-56	3541
12/09/2021	DePaul	L	85-94	4906
12/12/2021	at Louisville	L	58-64	12167
12/19/2021	USC Upstate	W	67-44	3521
01/06/2022	Georgia	W	84-76	3013
01/09/2022	at South Carolina	L	54-74	12327
01/16/2022	at Tennessee	L	58-84	10012
01/20/2022	Florida	L	52-77	3372
01/23/2022	Ole Miss	L	54-63	5204
01/25/2022	at Auburn	W	67-55	1780
01/27/2022	at Vanderbilt	L	57-65	1719
01/30/2022	at LSU	L	69-78	8734
02/06/2022	Texas A&M	Lot	64-73	3999
02/10/2022	South Carolina	L	50-59	4317
02/13/2022	at Alabama	W	67-63	2049
02/15/2022	Mississippi St.	W	81-74	3688
02/17/2022	Vanderbilt	W	69-65	3718
02/20/2022	at Arkansas	W	78-55	8292
02/24/2022	at Missouri	W	78-63	2708
02/27/2022	Auburn	W	90-62	5268



2021-22 Kentucky Women's Basketball Combined Team Statistics In Conference games

Game Records

Record	Overall	Home	Away	Neutral
ALL GAMES	8-8	4-4	4-4	0-0
CONFERENCE	8-8	4-4	4-4	0-0
NON-CONFERENCE	0-0	0-0	0-0	0-0

Score by Periods

Team	1st	2nd	3rd	4th	OT	TOT
Kentucky	312	209	257	285	9	1072
Opponents	274	257	273	264	18	1086

Team Box Score

No.	Player	GP-GS			Total		3-Point		F-Throw		Rebounds				PF DQ A TO BLK STL PTS AVG								
		GP	GS	MIN	AVG	FG-FGA	FG%	3FG-3FGA	3FG%	FT-FTA	FT%	OFF	DEF	TOT	AVG	PF	DQ	A	TO	BLK	STL	PTS	AVG
10	HOWARD, Rhyne	16	16	577:17	36.1	118-274	.431	40-103	.388	67-81	.827	38	98	136	8.5	38	0	44	29	23	34	343	21.4
44	EDWARDS, Dre'una	12	3	354:52	29.6	82-165	.497	6-27	.222	29-33	.879	23	62	85	7.1	35	2	20	26	14	17	199	16.6
11	WALKER, Jada	16	15	456:50	28.6	57-147	.388	22-52	.423	20-29	.690	12	39	51	3.2	39	1	28	40	1	24	156	9.8
3	MASSENGILL, Jazmine	15	15	524:20	35.0	46-122	.377	5-25	.200	14-27	.519	12	45	57	3.8	28	0	63	30	11	18	111	7.4
12	HUNT, Treasure	15	15	343:53	22.9	32-95	.337	9-31	.290	14-22	.636	31	33	64	4.3	27	0	17	29	13	10	87	5.8
1	BENTON, Robyn	11	1	204:02	18.5	19-66	.288	8-29	.276	7-11	.636	4	16	20	1.8	12	0	15	13	3	10	53	4.8
34	KING, Emma	14	1	222:31	15.9	19-51	.373	2-23	.087	1-1	1.000	5	16	21	1.5	12	0	15	17	3	6	41	2.9
21	LEVERETTER, Nyah	16	6	332:30	20.8	13-26	.500	0-0	.000	17-19	.895	18	26	44	2.8	38	0	8	18	15	8	43	2.7
00	OWENS, Olivia	15	8	208:45	13.9	16-52	.308	0-0	.000	7-13	.538	11	34	45	3.0	32	1	5	23	9	1	39	2.6
Team												45	21	66					10				
Total		16	3225			402-998	.403	92-290	.317	176-236	.746	199	390	589	36.8	261	4	215	235	92	128	1072	67.0
Opponents		16	3225			405-989	.410	88-249	.353	188-264	.712	216	412	628	39.3	233	3	222	243	66	106	1086	67.9

Team Statistics

	UK	OPP
Scoring	1072	1086
Points per game	67.0	67.9
Scoring margin	-0.9	-
Field goals-att	402-998	405-989
Field goal pct	.403	.410
3 point fg-att	92-290	88-249
3-point FG pct	.317	.353
3-pt FG made per game	5.8	5.5
Free throws-att	176-236	188-264
Free throw pct	.746	.712
F-Throws made per game	11.0	11.8
Rebounds	589	628
Rebounds per game	36.8	39.3
Rebounding margin	-2.4	-
Assists	215	222
Assists per game	13.4	13.9
Turnovers	235	243
Turnovers per game	14.7	15.2
Turnover margin	+0.5	-
Assist/turnover ratio	0.9	0.9
Steals	128	106
Steals per game	8.0	6.6
Blocks	92	66
Blocks per game	5.8	4.1
Winning streak	6	-
Home win streak	3	-
Attendance	32579	47621
Home games-Avg/Game	8-4072	8-5953
Neutral site-Avg/Game	-	0-0

Team Results

Date	Opponent		Score	Att.
01/06/2022	Georgia	W	84-76	3013
01/09/2022	at South Carolina	L	54-74	12327
01/16/2022	at Tennessee	L	58-84	10012
01/20/2022	Florida	L	52-77	3372
01/23/2022	Ole Miss	L	54-63	5204
01/25/2022	at Auburn	W	67-55	1780
01/27/2022	at Vanderbilt	L	57-65	1719
01/30/2022	at LSU	L	69-78	8734
02/06/2022	Texas A&M	Lot	64-73	3999
02/10/2022	South Carolina	L	50-59	4317
02/13/2022	at Alabama	W	67-63	2049
02/15/2022	Mississippi St.	W	81-74	3688
02/17/2022	Vanderbilt	W	69-65	3718
02/20/2022	at Arkansas	W	78-55	8292
02/24/2022	at Missouri	W	78-63	2708
02/27/2022	Auburn	W	90-62	5268



**2021-22 Kentucky Women's Basketball
Team Overall Conference
All games**

Summary

Player	Overall Statistics										Conference Statistics									
	GP-GS	MIN/G	FG%	3FG%	FT%	R/G	A/G	STL	BLK	PTS/G	GP-GS	MIN/G	FG%	3FG%	FT%	R/G	A/G	STL	BLK	PTS/G
HOWARD, Rhyne	26-26	35.1	.440	.369	.806	7.7	3.3	67	34	20.4	16-16	36.1	.431	.388	.827	8.5	2.8	34	23	21.4
EDWARDS, Dre'una	21-12	29.5	.523	.319	.796	7.9	1.9	22	24	17.0	12-3	29.6	.497	.222	.879	7.1	1.7	17	14	16.6
WALKER, Jada	26-17	27.4	.415	.377	.691	2.7	2.0	39	3	10.4	16-15	28.6	.388	.423	.690	3.2	1.8	24	1	9.8
BENTON, Robyn	20-9	23.6	.424	.346	.714	2.6	1.6	27	8	8.6	11-1	18.5	.288	.276	.636	1.8	1.4	10	3	4.8
MASSENGILL, Jazmine	25-25	33.6	.406	.310	.528	3.6	4.5	31	17	7.0	15-15	35.0	.377	.200	.519	3.8	4.2	18	11	7.4
HUNT, Treasure	25-24	23.6	.356	.224	.529	4.8	1.4	15	19	6.8	15-15	22.9	.337	.290	.636	4.3	1.1	10	13	5.8
OWENS, Olivia	25-9	13.8	.402	.000	.476	3.2	0.4	3	17	3.4	15-8	13.9	.308	.000	.538	3.0	0.3	1	9	2.6
KING, Emma	23-2	14.9	.338	.094	.600	1.3	1.2	9	8	2.5	14-1	15.9	.373	.087	1.000	1.5	1.1	6	3	2.9
LEVERETTER, Nyah	20-6	18.6	.481	.000	.778	2.7	0.5	8	16	2.4	16-6	20.8	.500	.000	.895	2.8	0.5	8	15	2.7
CRENSHAW-GILL, Kristen	6-0	2.9	.250	1.000	.500	0.0	0.2	0	0	0.7	0-0	0.0	.000	.000	0.0	0.0	0	0	0.0	
Totals	26		.430	.324	.695	37.1	15.5	221	146	71.8	16		.403	.317	.746	36.8	13.4	128	92	67.0
Opponent	26		.408	.341	.717	37.4	14.0	163	86	65.4	16		.410	.353	.712	39.3	13.9	106	66	67.9

Scoring

Player	Overall Statistics										Conference Statistics									
	FG-FGA	FG%	3FG-3FGA	3FG%	FT-FTA	FT%	PTS	PTS/G	FG-FGA	FG%	3FG-3FGA	3FG%	FT-FTA	FT%	PTS	PTS/G				
HOWARD, Rhyne	182-414	.440	58-157	.369	108-134	.806	530	20.4	118-274	.431	40-103	.388	67-81	.827	343	21.4				
EDWARDS, Dre'una	149-285	.523	15-47	.319	43-54	.796	356	17.0	82-165	.497	6-27	.222	29-33	.879	199	16.6				
WALKER, Jada	102-246	.415	29-77	.377	38-55	.691	271	10.4	57-147	.388	22-52	.423	20-29	.690	156	9.8				
BENTON, Robyn	67-158	.424	18-52	.346	20-28	.714	172	8.6	19-66	.288	8-29	.276	7-11	.636	53	4.8				
MASSENGILL, Jazmine	71-175	.406	13-42	.310	19-36	.528	174	7.0	46-122	.377	5-25	.200	14-27	.519	111	7.4				
HUNT, Treasure	62-174	.356	11-49	.224	36-68	.529	171	6.8	32-95	.337	9-31	.290	14-22	.636	87	5.8				
OWENS, Olivia	37-92	.402	0-0	.000	10-21	.476	84	3.4	16-52	.308	0-0	.000	7-13	.538	39	2.6				
KING, Emma	26-77	.338	3-32	.094	3-5	.600	58	2.5	19-51	.373	2-23	.087	1-1	1.000	41	2.9				
LEVERETTER, Nyah	13-27	.481	0-0	.000	21-27	.778	47	2.4	13-26	.500	0-0	.000	17-19	.895	43	2.7				
CRENSHAW-GILL, Kristen	1-4	.250	1-1	1.000	1-2	.500	4	0.7	0-0	.000	0-0	.000	0-0	.000	0	0.0				
Totals	710-1652	.430	148-457	.324	299-430	.695	1867	71.8	402-998	.403	92-290	.317	176-236	.746	1072	67.0				
Opponent	643-1575	.408	145-425	.341	269-375	.717	1700	65.4	405-989	.410	88-249	.353	188-264	.712	1086	67.9				

Totals

Player	Overall Statistics										Conference Statistics									
	O-REB	D-REB	TOTAL	PF	FO	A	TO	A/TO	HI	PTS	O-REB	D-REB	TOTAL	PF	FO	A	TO	A/TO	HI	PTS
HOWARD, Rhyne	56	145	201	61	0	85	48	1.8	32	32	38	98	136	38	0	44	29	1.5	32	
EDWARDS, Dre'una	57	109	166	56	2	39	53	0.7	30	30	23	62	85	35	2	20	26	0.8	30	
WALKER, Jada	17	53	70	65	1	53	61	0.9	21	21	12	39	51	39	1	28	40	0.7	21	
BENTON, Robyn	18	33	51	29	1	31	28	1.1	22	22	4	16	20	12	0	15	13	1.2	11	
MASSENGILL, Jazmine	21	68	89	39	0	112	43	2.6	13	13	12	45	57	28	0	63	30	2.1	13	
HUNT, Treasure	53	68	121	39	0	35	48	0.7	18	18	31	33	64	27	0	17	29	0.6	10	
OWENS, Olivia	26	54	80	60	1	9	34	0.3	7	7	11	34	45	32	1	5	23	0.2	7	
KING, Emma	6	25	31	23	0	28	27	1.0	10	10	5	16	21	12	0	15	17	0.9	10	
LEVERETTER, Nyah	21	33	54	41	0	9	20	0.5	8	8	18	26	44	38	0	8	18	0.4	8	
CRENSHAW-GILL, Kristen	0	0	0	0	0	1	1	1.0	3	3	0	0	0	0	0	0	0	0.0	0	
Totals	335	630	965	413	5	402	373	1.1	98	98	199	390	589	261	4	215	235	0.9	90	
Opponent	327	646	973	420	6	365	450	0.8	94	94	216	412	628	233	3	222	243	0.9	84	



**2021-22 Kentucky Women's Basketball
Team Game-by-Game
All games**

Opponent	Date	Score	W	Total		3-Pointers		Free throws		Rebounds				PF	A	TO	BLK	STL	PTS	AVG
				FG-FGA	PCT	3FG-3FGA	PCT	FT-FTA	PCT	OFF	DEF	TOT	AVG							
Presbyterian	11/09/2021	81-53	W	34-65	.523	5-20	.250	8-19	.421	13	19	32	32.0	15	26	14	2	13	81	81.0
North Ala.	11/11/2021	98-56	W	40-78	.513	6-17	.353	12-21	.571	24	26	50	41.0	13	18	9	8	8	98	89.5
at Indiana	11/14/2021	67-88	L	27-65	.415	4-13	.308	9-15	.600	12	18	30	37.3	24	7	12	4	7	67	82.0
Winthrop	11/21/2021	92-47	W	38-77	.494	10-23	.435	6-12	.500	18	25	43	38.8	14	25	11	2	16	92	84.5
La Salle	11/27/2021	74-52	W	26-59	.441	8-19	.421	14-21	.667	11	29	40	39.0	13	19	11	9	4	74	82.4
West Virginia	12/01/2021	83-60	W	29-57	.509	11-19	.579	14-24	.583	13	30	43	39.7	15	21	19	10	7	83	82.5
Merrimack	12/05/2021	90-56	W	36-67	.537	6-17	.353	12-16	.750	7	25	32	38.6	11	30	12	4	13	90	83.6
DePaul	12/09/2021	85-94	L	32-70	.457	0-14	.000	21-26	.808	10	20	30	37.5	19	11	14	6	11	85	83.8
at Louisville	12/12/2021	58-64	L	21-54	.389	3-13	.231	13-20	.650	11	26	37	37.4	17	11	21	3	0	58	80.9
USC Upstate	12/19/2021	67-44	W	25-62	.403	3-12	.250	14-20	.700	17	22	39	37.6	11	19	15	6	14	67	79.5
Georgia	01/06/2022	84-76	W	35-67	.522	5-16	.313	9-13	.692	5	19	24	36.4	17	15	11	7	11	84	79.9
at South Carolina	01/09/2022	54-74	L	21-71	.296	7-18	.389	5-11	.455	13	24	37	36.4	10	13	10	5	9	54	77.8
at Tennessee	01/16/2022	58-84	L	25-57	.439	4-18	.222	4-8	.500	6	23	29	35.8	17	9	19	2	10	58	76.2
Florida	01/20/2022	52-77	L	18-66	.273	4-18	.222	12-16	.750	14	17	31	35.5	11	8	14	6	7	52	74.5
Ole Miss	01/23/2022	54-63	L	19-53	.358	0-6	.000	16-22	.727	10	24	34	35.4	17	6	18	7	3	54	73.1
at Auburn	01/25/2022	67-55	W	25-66	.379	7-21	.333	10-12	.833	16	27	43	35.9	16	12	11	5	10	67	72.8
at Vanderbilt	01/27/2022	57-65	L	21-55	.382	5-23	.217	10-12	.833	15	27	42	36.2	17	10	25	11	9	57	71.8
at LSU	01/30/2022	69-78	L	27-54	.500	7-17	.412	8-11	.727	9	26	35	36.2	22	8	19	6	3	69	71.7
Texas A&M	02/06/2022	64-73	Lot	23-59	.390	5-17	.294	13-18	.722	8	35	43	36.5	19	11	24	2	7	64	71.3
South Carolina	02/10/2022	50-59	L	19-53	.358	4-14	.286	8-13	.615	10	25	35	36.5	18	13	18	5	7	50	70.2
at Alabama	02/13/2022	67-63	W	27-72	.375	3-17	.176	10-12	.833	16	25	41	36.7	13	15	13	7	11	67	70.0
Mississippi St.	02/15/2022	81-74	W	26-75	.347	7-20	.350	22-24	.917	24	22	46	37.1	13	23	8	5	7	81	70.5
Vanderbilt	02/17/2022	69-65	W	26-58	.448	8-21	.381	9-15	.600	16	17	33	36.9	19	21	18	5	9	69	70.5
at Arkansas	02/20/2022	78-55	W	28-64	.438	10-22	.455	12-16	.750	15	29	44	37.2	21	12	11	8	9	78	70.8
at Missouri	02/24/2022	78-63	W	30-65	.462	6-22	.273	12-13	.923	12	25	37	37.2	10	16	8	6	8	78	71.1
Auburn	02/27/2022	90-62	W	32-63	.508	10-20	.500	16-20	.800	10	25	35	37.1	21	23	8	5	8	90	71.8
Total		1867		710-1652	.430	148-457	.324	299-430	.695	335	630	965	37.1	413	402	373	146	221	1867	71.8
Opponents		1700		643-1575	.408	145-425	.341	269-375	.717	327	646	973	37.4	420	365	450	86	163	1700	65.4

Kentucky Averages

Games Played	Points/game	FG Pct	3FG Pct	FT Pct	Rebounds/game	Assists/game	Turnovers/game	Assist/Turnover ratio	Steals/game	Blocks/game
26	71.8	43.0	32.4	69.5	37.1	15.5	14.3	1.1	8.5	5.6



**2021-22 Kentucky Women's Basketball
Opponents Game-by-Game
All games**

Opponent	Date	Score	W/L	Total		3-Pointers		Free throws		Rebounds				Other Stats						
				FG-FGA	PCT	3FG-3FGA	PCT	FT-FTA	PCT	OFF	DEF	TOT	AVG	PF	A	TO	BLK	STL	PTS	AVG
Presbyterian	11/09/2021	81-53	W	19-46	.413	3-14	.214	12-16	.750	8	23	31	31.0	19	11	25	0	5	53	53.0
North Ala.	11/11/2021	98-56	W	21-55	.382	8-24	.333	6-7	.857	9	18	27	29.0	17	13	21	0	2	56	54.5
at Indiana	11/14/2021	67-88	L	32-59	.542	6-11	.545	18-21	.857	11	29	40	32.7	18	18	14	3	5	88	65.7
Winthrop	11/21/2021	92-47	W	18-53	.340	6-19	.316	5-9	.556	9	23	32	32.5	12	11	28	2	5	47	61.0
La Salle	11/27/2021	74-52	W	19-65	.292	6-22	.273	8-10	.800	16	24	40	34.0	19	13	17	1	5	52	59.2
West Virginia	12/01/2021	83-60	W	23-62	.371	4-11	.364	10-16	.625	9	19	28	33.0	22	15	15	0	7	60	59.3
Merrimack	12/05/2021	90-56	W	22-57	.386	8-25	.320	4-5	.800	9	25	34	33.1	20	18	27	2	5	56	58.9
DePaul	12/09/2021	85-94	L	39-76	.513	7-22	.318	9-12	.750	19	27	46	34.8	22	25	20	2	7	94	63.3
at Louisville	12/12/2021	58-64	L	26-65	.400	4-13	.308	8-12	.667	13	24	37	35.0	18	9	13	6	10	64	63.3
USC Upstate	12/19/2021	67-44	W	19-48	.396	5-15	.333	1-3	.333	8	22	30	34.5	20	10	27	4	6	44	61.4
Georgia	01/06/2022	84-76	W	28-60	.467	2-10	.200	18-20	.900	12	26	38	34.8	14	15	19	4	8	76	62.7
at South Carolina	01/09/2022	54-74	L	31-69	.449	3-17	.176	9-12	.750	15	40	55	36.5	10	11	12	9	5	74	63.7
at Tennessee	01/16/2022	58-84	L	32-74	.432	10-20	.500	10-12	.833	21	29	50	37.5	11	19	18	2	9	84	65.2
Florida	01/20/2022	52-77	L	30-58	.517	7-15	.467	10-11	.909	12	36	48	38.3	18	18	22	9	5	77	66.1
Ole Miss	01/23/2022	54-63	L	25-65	.385	4-9	.444	9-12	.750	12	22	34	38.0	21	15	13	2	7	63	65.9
at Auburn	01/25/2022	67-55	W	18-54	.333	7-18	.389	12-16	.750	10	24	34	37.8	15	13	15	3	6	55	65.2
at Vanderbilt	01/27/2022	57-65	L	25-66	.379	7-17	.412	8-15	.533	17	19	36	37.6	10	13	14	1	11	65	65.2
at LSU	01/30/2022	69-78	L	28-64	.438	5-8	.625	17-24	.708	14	20	34	37.4	12	13	8	3	6	78	65.9
Texas A&M	02/06/2022	64-73	Lot	24-63	.381	9-22	.409	16-20	.800	5	30	35	37.3	17	17	15	7	7	73	66.3
South Carolina	02/10/2022	50-59	L	24-62	.387	1-9	.111	10-25	.400	20	26	46	37.8	15	15	17	8	7	59	65.9
at Alabama	02/13/2022	67-63	W	23-59	.390	4-19	.211	13-14	.929	11	31	42	38.0	13	6	18	6	7	63	65.8
Mississippi St.	02/15/2022	81-74	W	28-57	.491	11-26	.423	7-9	.778	7	24	31	37.6	19	20	16	3	4	74	66.1
Vanderbilt	02/17/2022	69-65	W	24-53	.453	4-13	.308	13-19	.684	14	17	31	37.3	18	18	18	3	12	65	66.1
at Arkansas	02/20/2022	78-55	W	20-57	.351	4-18	.222	11-21	.524	11	22	33	37.2	15	7	12	4	6	55	65.6
at Missouri	02/24/2022	78-63	W	24-56	.429	8-19	.421	7-8	.875	8	24	32	37.0	10	13	11	0	2	63	65.5
Auburn	02/27/2022	90-62	W	21-72	.292	2-9	.222	18-26	.692	27	22	49	37.4	15	9	15	2	4	62	65.4
Total		1700		643-1575	.408	145-425	.341	269-375	.717	327	646	973	37.4	420	365	450	86	163	1700	65.4
Kentucky		1867		710-1652	.430	148-457	.324	299-430	.695	335	630	965	37.1	413	402	373	146	221	1867	71.8

Opponents Averages

Games Played	Points/game	FG Pct	3FG Pct	FT Pct	Rebounds/game	Assists/game	Turnovers/game	Assist/Turnover ratio	Steals/game	Blocks/game
26	65.4	40.8	34.1	71.7	37.4	14.0	17.3	0.8	6.3	3.3