

VANDERBILT

BASKETBALL

2021-22 Schedule

November (5-1)

Wed.	Nov. 10	Alabama State [SECN+]	W, 91-72
Sun.	Nov. 14	Texas State [SECN+]	W, 79-60
Wed.	Nov. 17	VCU [SECN+]	L, 37-48
Sat.	Nov. 20	Winthrop [SECN+]	W, 77-63
Wed.	Nov. 24	at Pittsburgh [ACCN]	W, 68-52
Mon.	Nov. 29	Mississippi Valley State [SECN+]	W, 75-36

December (3-3)

Sat.	Dec. 4	at SMU [ESPN+]	L, 72-84
Tue.	Dec. 7	Temple [SECN+]	L, 68-72 (OT)
Fri.	Dec. 10	Loyola Chicago [SECN+]	L, 58-69
Sat.	Dec. 18	Austin Peay [SECN]	W, 77-51
Wed.	Dec. 22	at Hawaii** [ESPN2]	W, 68-54
Thu.	Dec. 23	vs. BYU [ESPN2]**	W, 69-67
Sat.	Dec. 25	vs. Stanford [ESPN2]**	CANCELED

January (3-5)

Tue.	Jan. 4	at Arkansas* [SECN]	W, 75-74
Sat.	Jan. 8	South Carolina* [ESPNU]	L, 70-72
Tue.	Jan. 11	#18/17 Kentucky* [ESPN]	L, 66-78
Sat.	Jan. 15	at Georgia* [ESPN2]	W, 73-66
Tue.	Jan. 18	#24/25 Tennessee* [SECN]	L, 60-68
Sat.	Jan. 22	at Florida* [SECN]	L, 42-61
Wed.	Jan. 26	at South Carolina* [ESPNU]	L, 61-70
Sat.	Jan. 29	Georgia* [SECN]	W, 85-77

February (3-5)

Wed.	Feb. 2	at #5/7 Kentucky* [SECN]	L, 70-77
Sat.	Feb. 5	#25/25 LSU* [SECN]	W, 75-66
Tue.	Feb. 8	Missouri* [SECN]	W, 70-62
Sat.	Feb. 12	at #19/18 Tennessee* [SECN]	L, 64-73
Wed.	Feb. 16	at #2 Auburn* [SECN]	L, 80-94
Sat.	Feb. 19	Texas A&M* [SECN]	W, 72-67
Tue.	Feb. 22	#24/25 Alabama* [SECN]	L, 72-74
Sat.	Feb. 26	at Mississippi State* [SECN]	L, 69-74

March (3-1)

Tue.	March 1	Florida* [SECN]	L, 78, 82
Sat.	March 5	at Ole Miss* [SECN]	W, 63-61
Wed.	March 9	vs. Georgia SEC 1st Round ^ [SECN]	W, 86-51
Thu.	March 10	vs. Alabama SEC 2nd Round ^ [SECN]	W, 82-76
Fri.	March 11	vs. Kentucky SEC Quarters ^ [SECN]	7 p.m.
Sat.	March 12	SEC Semifinals ^ [ESPN]	TBD
Sun.	March 13	SEC Championship Game ^ [ESPN]	Noon

**Hawaiian Airlines Diamond Head Classic (Honolulu, Hawaii)
^SEC Tournament (Tampa, Fla.) *SEC contest • All times CT

Follow the Commodores

Twitter/Instagram: @VandyMBB
Facebook: VandyMensBasketball
Web: VUCommodores.com

SID Contact

SID: Gavin Nevill
Cell: 610-442-3431
Email: gavin.nevill@vanderbilt.edu
Address: 2601 Jess Neely Dr., Nashville, TN, 37212



11 seed - Vanderbilt Commodores (17-15, 7-11 SEC)

vs. 3 seed - #5 Kentucky Wildcats (25-6, 14-4 SEC)

March 11, 2022 • 8 p.m. ET (7 p.m. CT) • Amalie Arena • Tampa, Florida

TV: SEC Network • Tom Hart (pxp), Dane Bradshaw (analyst)

Radio/TuneIn: WQZQ 830 AM, 93.3 FM, 101.9 FM • Kevin Ingram (pxp), Tim Thompson (analyst)

Quickly

- ★ Vanderbilt has won two SEC Tournament Championships (1951, 2012).
- ★ Scotty Pippen Jr. is on pace to become the first SEC men's basketball student-athlete to average 20+ points per game in back-to-back seasons since LSU's Ronnie Henderson accomplished the feat in 1994-95 (23.3) and 1995-96 (21.8).
- ★ Kentucky is ranked No. 5 in both the AP Top 25 and the USA Today Coaches Poll.

Vanderbilt's Record versus Kentucky

- ★ Overall: 47-152 ★ SEC TOURNEY: 5-4 ★ Under Stackhouse: 0-6 ★ Series Streak: UK 12W
- ★ First Meeting: 1911-12, L, 28-17, AWAY ★ Last Meeting: 2/2/22, 77-70, L, AWAY
- ★ Kentucky won both meetings with Vandy this season. Pippen averaged 32.5 points and 4.5 assists in the games.
- ★ Vandy's last win in the series was Feb. 27, 2016 in Nashville.
- ★ Vandy is 2-0 against UK in the last two SEC Tournament meetings - 2012 Championship Game; 2013 Quarterfinals

SEC Honors

- ★ Scotty Pippen Jr. was voted First Team All-SEC by the conference's coaches for the second-consecutive season.
- ★ He's the first Commodore to do so since Damian Jones in 2015 and 2016. Jones plays for the Sacramento Kings.
- ★ Pippen was also a unanimous AP First Team All-SEC selection.
- ★ Jordan Wright won SEC Scholar-Athlete of the Year - third Dore since award started in 2004 - Luke Kornet (2017) and Dylan Disu (2021).

Pippen Ain't Easy

- ★ Scotty Pippen Jr. is the only student-athletes in the SEC to rank in the top 10 in the conference in scoring (1st), assists (7th) and FG percentage (10th).
- ★ Pippen leads the SEC in scoring with 20.5 points per game - good for 15th nationally.
- ★ Pippen scored 33 points on the road at Rupp Arena versus Kentucky on Feb. 2 - tied for the most by an SEC men's basketball student-athlete this season. The junior also went for 32 on Jan. 11 versus Kentucky.

Last Time Out

- ★ Vandy overcame a 15-point deficit to beat Alabama on Thursday, 82-76.
- ★ The Dore scored 54 second-half points - the most in half this season for Vandy.

'The Coolest Guy on the Team'

- ★ Graduate transfer Rodney Chatman has played in 12 games this season after transferring from Dayton.
- ★ The Dore are 9-3 in games he played & 8-12 when he hasn't played.
- ★ Stackhouse "He doesn't get sped up. He's definitely the coolest guy on the team. He's always under control."

Dore Notes

- ★ Vandy has forced 15 or more turnovers in 15 games.
- ★ Longest active games started streak: Jordan Wright (35); Longest active games played streak: Trey Thomas (55).
- ★ On Dec. 24, 2021, Jerry Stackhouse announced senior Drew Weikert will be on scholarship. Downtown Drew made his first collegiate start on Jan. 18, 2022, versus No. 24 Tennessee.
- ★ Quentin Millora-Brown leads the Dore with 21 charges taken this season.

Vanderbilt Schedule Highlights

- ★ 5 true road wins - T-4th most in the SEC ★ 36th NET strength of schedule ★ 67 NET ranking

Signing Class

- ★ Vanderbilt's signing class is currently ranked **No. 14** by Rivals and **No. 23** by 247Sports. (More details page 7).

Progress

- ★ Vandy has its most overall and SEC wins since the 2016-17 season. >>>>>>>>
- ★ Vanderbilt is the only road team to win at Arkansas this season.
- ★ Vandy is the only SEC team to improve NET ranking in each of the last 3 seasons.

SEASON	TOTAL	SEC
2021-22	17-15	7-11
2020-21	9-16	3-13
2019-20	11-21	3-15
2018-19	9-23	0-18
2017-18	12-20	6-12
2016-17	19-16	11-8

V SCOTTYPIPPEN JR.

THE BRIGHTEST STAR ON THE BRIGHTEST STAGE IN COLLEGE BASKETBALL

ALL-AMERICA CANDIDATE
JUNIOR | GUARD | 6-3 | 185

BY THE NUMBERS

1st	in the SEC in scoring (20.5)
1st	in the SEC in scoring in conference games (22.2)
1st	Tied for the most points scored in a game by an SEC player this season (33 at Kentucky)
1 of 2	SEC players in the the top 10 in the conference in Scoring (1st), Assists (7th) and Field Goal % (10th)
24.0	Scoring average - in addition to 5.7 assists per game - in seven match-ups with ranked opponents
26.2	Points per game vs. SEC top four (Kentucky, Tennessee, Auburn, Arkansas) - 3 Midseason Cousy Award nominees
1 of 7	Major conference players leading his team in points, assists and steals this season
1st	Among major conference players for 20+ point games in conference play (13)
2nd	on the team for charges taken (16)
2nd	Most career points by an SEC player through his first 86 games - since 1996 (1,497)
15	Games with five or more assists, including 12 in SEC play
3.11	Cumulative grade point average Sociology major



TOP PERFORMANCES

- 33 POINTS, 5 ASSISTS, 6 REBOUNDS VS. #5 KENTUCKY (2.2.22)**
★ Tied for most points in a game by an SEC student-athlete this season
- 32 POINTS, 4 ASSISTS, 3 STEALS VS. #18 KENTUCKY (1.11.22)**
★ Shot 11-for-18 from the field
- 29 POINTS, 6 ASSISTS, 5 STEALS, 5 REBOUNDS AT #2 AUBURN (2.16.22)**
★ Outscored Auburn's three starting guards
- 32 POINTS, 4 ASSISTS, 2 STEALS AT MISSISSIPPI STATE (2.26.22)**
★ Fourth game this season with 30+ points
- 23 POINTS, 3 ASSISTS, 4 STEALS VS. BYU (12.23.21)**
★ Scored Vanderbilt's final 16 points to earn the win in Hawai'i
- 29 POINTS, 4 ASSISTS, 8 MADE 3s AT SMU (12.4.21)**
★ Tied for most 3s in a game by an SEC student-athlete this season

CAREER RECORDS

Points		Steals per game	
1.	2,011 Shan Foster - 2005-08	1.	1.83 Atiba Prater - 1996-00
--	--	--	--
13.	1509 Barry Goheen - 1986-89	4.	1.70 Frank Seckar - 1993-96
14.	1502 Dan Langhi - 1997-00	5.	1.60 Pippen (86-138) - 2019-
15.	1,497 Pippen - 2019-	6.	1.52 Russell Lakey - 2000-04

Points per game		Assists per game	
1.	21.4 Clyde Lee (79-1,691) - 1964-66	1.	5.4 Jan van Breda Kolff - 1972-74
--	--	2.	4.8 Wade Baldwin IV - 2015-16
4.	17.6 Jim Henry - 1957-59	3.	4.5 Atiba Prater - 1996-00
5.	17.4 Pippen (86-1497) - 2019-	4.	4.1 Pippen (86-356) - 2019-
6.	16.9 John Jenkins - 2010-12	5.	3.9 Billy McCaffrey - 1992-94

Numerical Roster

NO.	NAME	PRONUNCIATION	POS.	CLASS	HT.	WT.	HOMETOWN (PREVIOUS SCHOOL)
0	Tyrin Lawrence		G	So.	6-4	195	Monticello, Ga. (Christian Sunrise Academy [Kan.])
2	Scotty Pippen Jr.		G	Jr.	6-3	185	Los Angeles, Calif. (Sierra Canyon)
3	Rodney Chatman		G	Gr.	6-1	215	Lithonia, Ga. (Dayton)
4	Jordan Wright		G/F	Jr.	6-6	215	Baton Rouge, La. (Dunham)
5	Shane Dezonie	duh-ZOE-nee	G	Fr.	6-5	215	Tobyhanna, Pa. (Brewster Academy)
10	Myles Stute	STU-dee	F	So.	6-7	210	Washington, D.C. (Gonzaga College HS)
11	Gabe Dorsey		W	Fr.	6-6	215	Westminster, Md. (The Hill School)
12	Trey Thomas		G	So.	5-11	160	Durham, Ontario, Canada (Crestwood Prep)
15	Terren Frank		F	So.	6-8	240	Los Angeles, Calif. (TCU)
20	Max Adelman	AY-dul-min	G/F	So.	6-5	205	Memphis, Tenn. (The Hun School [N.J.])
21	Liam Robbins		C	Gr.	7-0	250	Davenport, Iowa (Minnesota)
22	Graham Calton	CALL-tin	G	Fr.	6-5	200	Charlotte, N.C. (Charlotte Latin School)
23	Jamaine Mann	juh-MAIN	G	So.	6-6	230	Hampton, Ga. (Gardner-Webb)
33	Drew Weikert	WHY-kert	G	Sr.	6-0	170	Nashville, Tenn. (Centre College)
42	Quentin Millora-Brown	mil-LORE-uh	F	Sr.	6-10	235	Lorton, Va. (Rice)

Coaching Staff

Head Coach – Jerry Stackhouse, third season (North Carolina, 1999)

Associate Head Coach – Ed Conroy, first season (The Citadel, 1989)

Associate Head Coach – Michael Curry, first season (Georgia Southern, 1990)

Assistant Coach – Adam Mazarei, third season (Redlands, 2006) - *muh-ZAHR-ee (rhymes with Ferrari)*

Support Staff

Chief of Staff – Adell Harris, third season (Wake Forest, 2002)

Special Assistant to the Head Coach – Nicki Gross, third season (Seton Hall, 2011)

General Manager – Andy Fox, third season (Cornell [Iowa], 2004; Tennessee, 2006)

Director of Player Personnel – Joey Cantafio, first season (Hampden-Sydney College, 2011)

Director of Scouting and Recruiting – James Strong, fourth season (Vanderbilt, 2000)

Director of Operations – Shasha Brown, third season (Wesleyan, 2013)

Digital and Video Coordinator – Patrick Reilingh, first season (Louisville, 2014; Louisville, 2016)

Strength and Conditioning – Dr. Carlos Daniel, third season (Washington State, 1998)

Athletic Trainer – Brandon Wells, fourth season (UW Stevens Point, 2007)

Vanderbilt Quick Facts














Location	Nashville, Tenn.
Founded	1873
Enrollment	6,781
School Colors	Black and Gold
Chancellor	Daniel Diermeier
Athletics Director	Dr. Candice Lee
Conference	Southeastern (SEC)
Arena	Memorial Gym (14,326)
First Year of MBB	1900


ENTERING THE 2021-22 SEASON

All-Time Record	1,631-1,194 (.577)
SEC Record	257-262 (.496)
Record at Memorial	818-254 (.769)
NCAA Tourneys	15
Last Appearance	2017
NCAA Tour. Record	10-16 (.385)

SEC STANDINGS

	SEC	OVRL	HOME	ROAD	NEUT.	PF	PA	STRK
Auburn	15-3	27-4	16-0	8-3	3-1	2457	2078	W2
Kentucky	14-4	25-6	18-0	6-5	1-1	2483	2038	W2
Tennessee	14-4	23-7	16-0	6-5	1-2	2209	1900	W4
Arkansas	13-5	24-7	17-1	5-4	2-2	2396	2113	L-1
LSU	9-9	22-10	15-2	3-8	4-0	2346	2018	W2
Texas A&M	9-9	21-11	13-4	5-5	3-2	2349	2149	W5
Alabama	9-9	19-13	13-3	3-7	3-3	2559	2445	L-3
Florida	9-9	19-13	12-5	4-6	3-2	2265	2115	L-2
South Carolina	9-9	18-13	12-4	4-7	2-2	2200	2178	L-2
Mississippi State	8-10	18-14	14-3	1-9	3-2	2280	2120	W1
VANDERBILT	7-11	17-15	9-8	5-7	3-0	2252	2151	W3
Missouri	5-13	12-21	8-8	2-10	2-3	2160	2325	L-1
Ole Miss	4-14	13-19	10-8	2-7	1-4	2180	2197	L-5
Georgia	1-17	6-26	6-13	0-10	0-3	2234	2512	L-12

0		TYRIN LAWRENCE • Sophomore • Guard • 6-4 • 195 • Monticello, Ga. • Christian Sunrise Academy (Kan.)	<ul style="list-style-type: none"> Missed most of last season due to knee injury One of four Dores to score 20+ points in a game in '21-22 3-time regional champion in HS before prep year at CSA in Kan. 2019 AAA State Player of the Year in Georgia 	CAREER HIGHS PTS 20 vs. Winthrop (11/20/21) REB 5, 4x, last at Arkansas (1/4/22) AST 4 vs. Mississippi Valley State (12/13/20)	AVERAGES <table border="1"> <thead> <tr> <th></th> <th>GP-GS</th> <th>MIN/G</th> <th>FG%</th> <th>3FG%</th> <th>FT%</th> <th>R/G</th> <th>A/G</th> <th>STL</th> <th>BLK</th> <th>PTS/G</th> </tr> </thead> <tbody> <tr> <td>21-22</td> <td>30-13</td> <td>15.1</td> <td>.389</td> <td>.186</td> <td>.688</td> <td>2.3</td> <td>0.8</td> <td>17</td> <td>4</td> <td>3.5</td> </tr> <tr> <td>CAREER</td> <td>37-18</td> <td>14.7</td> <td>.407</td> <td>.163</td> <td>.686</td> <td>2.3</td> <td>0.9</td> <td>21</td> <td>4</td> <td>3.4</td> </tr> </tbody> </table>		GP-GS	MIN/G	FG%	3FG%	FT%	R/G	A/G	STL	BLK	PTS/G	21-22	30-13	15.1	.389	.186	.688	2.3	0.8	17	4	3.5	CAREER	37-18	14.7	.407	.163	.686	2.3	0.9	21	4	3.4
			GP-GS	MIN/G	FG%	3FG%	FT%	R/G	A/G	STL	BLK	PTS/G																										
21-22	30-13	15.1	.389	.186	.688	2.3	0.8	17	4	3.5																												
CAREER	37-18	14.7	.407	.163	.686	2.3	0.9	21	4	3.4																												
2		SCOTTY PIPPEN JR. • Junior • Guard • 6-3 • 185 • Los Angeles, Calif. • Sierra Canyon	<ul style="list-style-type: none"> SEC Preseason Player of the Year; All-America candidate SEC's leading scorer: 20.5 points per game Vandy sophomore record 20.8 ppg last season (16th in D-1) 2022 Watch lists: NABC POY; Bob Cousy, Naismith Trophy 	CAREER HIGHS PTS 36 at Cincinnati (3/4/21) REB 8, 2x, last at South Carolina (1/26/22) AST 12 vs. Mississippi State (1/9/21)	AVERAGES <table border="1"> <thead> <tr> <th></th> <th>GP-GS</th> <th>MIN/G</th> <th>FG%</th> <th>3FG%</th> <th>FT%</th> <th>R/G</th> <th>A/G</th> <th>STL</th> <th>BLK</th> <th>PTS/G</th> </tr> </thead> <tbody> <tr> <td>21-22</td> <td>32-32</td> <td>32.6</td> <td>.433</td> <td>.333</td> <td>.731</td> <td>3.5</td> <td>4.2</td> <td>64</td> <td>7</td> <td>20.5</td> </tr> <tr> <td>CAREER</td> <td>86-85</td> <td>31.3</td> <td>.421</td> <td>.348</td> <td>.756</td> <td>3.1</td> <td>4.1</td> <td>138</td> <td>15</td> <td>17.4</td> </tr> </tbody> </table>		GP-GS	MIN/G	FG%	3FG%	FT%	R/G	A/G	STL	BLK	PTS/G	21-22	32-32	32.6	.433	.333	.731	3.5	4.2	64	7	20.5	CAREER	86-85	31.3	.421	.348	.756	3.1	4.1	138	15	17.4
			GP-GS	MIN/G	FG%	3FG%	FT%	R/G	A/G	STL	BLK	PTS/G																										
21-22	32-32	32.6	.433	.333	.731	3.5	4.2	64	7	20.5																												
CAREER	86-85	31.3	.421	.348	.756	3.1	4.1	138	15	17.4																												
3		RODNEY CHATMAN • Graduate Student • Guard • 6-1 • 215 • Lithonia, Ga. • Lithonia / University of Dayton	<ul style="list-style-type: none"> Missed 20 games this season (knee/hamstring); 6th college season Starter on '19-20 Dayton - 29-2 - No. 3; 7.7 ppg, 3.2 apg 1st 2 seasons at Chattanooga; sit 1, play 2 at Dayton Shared award for Dayton's top defender 	CAREER HIGHS PTS 26 at ETSU (2/3/18) REB 9, 2x, last vs. UNC Greensboro (1/29/18) AST 14 at Jacksonville State (12/21/17)	AVERAGES <table border="1"> <thead> <tr> <th></th> <th>GP-GS</th> <th>MIN/G</th> <th>FG%</th> <th>3FG%</th> <th>FT%</th> <th>R/G</th> <th>A/G</th> <th>STL</th> <th>BLK</th> <th>PTS/G</th> </tr> </thead> <tbody> <tr> <td>21-22</td> <td>12-11</td> <td>23.8</td> <td>.417</td> <td>.404</td> <td>.731</td> <td>2.3</td> <td>1.4</td> <td>10</td> <td>1</td> <td>8.2</td> </tr> <tr> <td>CAREER</td> <td>12-11</td> <td>23.8</td> <td>.417</td> <td>.404</td> <td>.731</td> <td>2.3</td> <td>1.4</td> <td>10</td> <td>1</td> <td>8.2</td> </tr> </tbody> </table> <p>* CAREER NUMBERS AT VANDERBILT ONLY</p>		GP-GS	MIN/G	FG%	3FG%	FT%	R/G	A/G	STL	BLK	PTS/G	21-22	12-11	23.8	.417	.404	.731	2.3	1.4	10	1	8.2	CAREER	12-11	23.8	.417	.404	.731	2.3	1.4	10	1	8.2
			GP-GS	MIN/G	FG%	3FG%	FT%	R/G	A/G	STL	BLK	PTS/G																										
21-22	12-11	23.8	.417	.404	.731	2.3	1.4	10	1	8.2																												
CAREER	12-11	23.8	.417	.404	.731	2.3	1.4	10	1	8.2																												
4		JORDAN WRIGHT • Junior • Guard/Forward • 6-6 • 215 • Baton Rouge, La. • Dunham	<ul style="list-style-type: none"> Part of Stackhouse's 1st signing class Stackhouse: "He's the epitome of a Vanderbilt man." Dropped 20 lbs in offseason w/nutritionist & conditioning coach Summa Cum Laude in HS; 2-time SEC All-Academic 	CAREER HIGH PTS 28 vs. Winthrop (11/20/21) REB 12 at SMU (12/4/21) AST 5 at Georgia (1/15/22)	AVERAGES <table border="1"> <thead> <tr> <th></th> <th>GP-GS</th> <th>MIN/G</th> <th>FG%</th> <th>3FG%</th> <th>FT%</th> <th>R/G</th> <th>A/G</th> <th>STL</th> <th>BLK</th> <th>PTS/G</th> </tr> </thead> <tbody> <tr> <td>21-22</td> <td>32-32</td> <td>30.4</td> <td>.403</td> <td>.322</td> <td>.802</td> <td>6.5</td> <td>1.9</td> <td>48</td> <td>10</td> <td>11.8</td> </tr> <tr> <td>CAREER</td> <td>86-53</td> <td>23.8</td> <td>.418</td> <td>.298</td> <td>.756</td> <td>4.6</td> <td>1.4</td> <td>98</td> <td>26</td> <td>8.8</td> </tr> </tbody> </table>		GP-GS	MIN/G	FG%	3FG%	FT%	R/G	A/G	STL	BLK	PTS/G	21-22	32-32	30.4	.403	.322	.802	6.5	1.9	48	10	11.8	CAREER	86-53	23.8	.418	.298	.756	4.6	1.4	98	26	8.8
			GP-GS	MIN/G	FG%	3FG%	FT%	R/G	A/G	STL	BLK	PTS/G																										
21-22	32-32	30.4	.403	.322	.802	6.5	1.9	48	10	11.8																												
CAREER	86-53	23.8	.418	.298	.756	4.6	1.4	98	26	8.8																												
5		SHANE DEZONIE • Freshman • Guard • 6-5 • 215 • Tobyhanna, Pa. • Brewster Academy (N.H.) • Pronounced duh-ZOE-nee	<ul style="list-style-type: none"> Four-star recruit by 247Sports & Rivals; Top 100 recruit by Rivals Signed NLI with Arizona; decommitted after coaching change Sr. HS season at Brewster Acad.; Jr. at Huntington Prep (W.V.) Fr. & So. HS seasons at Hudson Catholic (N.J.) 	CAREER HIGH PTS 10, 2x, last vs. Georgia (3/9/22) REB 6 vs. Mississippi Valley St. (11/29/21) AST 2, 5x, last vs. LSU (2/5/22)	AVERAGES <table border="1"> <thead> <tr> <th></th> <th>GP-GS</th> <th>MIN/G</th> <th>FG%</th> <th>3FG%</th> <th>FT%</th> <th>R/G</th> <th>A/G</th> <th>STL</th> <th>BLK</th> <th>PTS/G</th> </tr> </thead> <tbody> <tr> <td>21-22</td> <td>31-2</td> <td>11.5</td> <td>.475</td> <td>.583</td> <td>.800</td> <td>1.7</td> <td>0.7</td> <td>12</td> <td>1</td> <td>2.7</td> </tr> <tr> <td>CAREER</td> <td>31-2</td> <td>11.5</td> <td>.475</td> <td>.583</td> <td>.800</td> <td>1.7</td> <td>0.7</td> <td>12</td> <td>1</td> <td>2.7</td> </tr> </tbody> </table>		GP-GS	MIN/G	FG%	3FG%	FT%	R/G	A/G	STL	BLK	PTS/G	21-22	31-2	11.5	.475	.583	.800	1.7	0.7	12	1	2.7	CAREER	31-2	11.5	.475	.583	.800	1.7	0.7	12	1	2.7
			GP-GS	MIN/G	FG%	3FG%	FT%	R/G	A/G	STL	BLK	PTS/G																										
21-22	31-2	11.5	.475	.583	.800	1.7	0.7	12	1	2.7																												
CAREER	31-2	11.5	.475	.583	.800	1.7	0.7	12	1	2.7																												
10		MYLES STUTE • Sophomore • Forward • 6-7 • 210 • Washington, D.C. • Gonzaga College High School • Pronounced STEW-dee	<ul style="list-style-type: none"> Taking major jump- 3.9 ppg, .289 FG%, .286 3FG% as freshman Long, athletic wing with 3-point shooting ability Grew up in Minnesota; moved to DC prior to high school First job - custodian at neighborhood barbershop at age 11 	CAREER HIGH PTS 20 vs. Mississippi Valley St. (11/29/21) REB 7 vs. BYU (12/23/21) AST 2, 6x, last at Georgia (1/15/22)	AVERAGES <table border="1"> <thead> <tr> <th></th> <th>GP-GS</th> <th>MIN/G</th> <th>FG%</th> <th>3FG%</th> <th>FT%</th> <th>R/G</th> <th>A/G</th> <th>STL</th> <th>BLK</th> <th>PTS/G</th> </tr> </thead> <tbody> <tr> <td>21-22</td> <td>32-26</td> <td>23.3</td> <td>.446</td> <td>.435</td> <td>.683</td> <td>3.5</td> <td>0.4</td> <td>21</td> <td>10</td> <td>8.5</td> </tr> <tr> <td>CAREER</td> <td>53-29</td> <td>20.0</td> <td>.402</td> <td>.393</td> <td>.712</td> <td>3.1</td> <td>0.4</td> <td>27</td> <td>12</td> <td>6.7</td> </tr> </tbody> </table>		GP-GS	MIN/G	FG%	3FG%	FT%	R/G	A/G	STL	BLK	PTS/G	21-22	32-26	23.3	.446	.435	.683	3.5	0.4	21	10	8.5	CAREER	53-29	20.0	.402	.393	.712	3.1	0.4	27	12	6.7
			GP-GS	MIN/G	FG%	3FG%	FT%	R/G	A/G	STL	BLK	PTS/G																										
21-22	32-26	23.3	.446	.435	.683	3.5	0.4	21	10	8.5																												
CAREER	53-29	20.0	.402	.393	.712	3.1	0.4	27	12	6.7																												
11		GABE DORSEY • Freshman • Wing • 6-6 • 215 • Westminster, Md. • The Hill School	<ul style="list-style-type: none"> Four-star recruit by 247Sports Hill School record for 3s in a season (78) and career 3s (184) Brother, Caleb, plays basketball at Penn State Father, Stephen, played basketball at VMI and Towson 	CAREER HIGH PTS 3, 2x, last vs. Austin Peay (12/18/21) REB 1, 6x, last vs. Texas A&M (2/19/22) AST 1, 4x, last vs. Georgia (3/9/22)	AVERAGES <table border="1"> <thead> <tr> <th></th> <th>GP-GS</th> <th>MIN/G</th> <th>FG%</th> <th>3FG%</th> <th>FT%</th> <th>R/G</th> <th>A/G</th> <th>STL</th> <th>BLK</th> <th>PTS/G</th> </tr> </thead> <tbody> <tr> <td>21-22</td> <td>22-2</td> <td>6.4</td> <td>.176</td> <td>.074</td> <td>.333</td> <td>0.3</td> <td>0.2</td> <td>0</td> <td>1</td> <td>0.7</td> </tr> <tr> <td>CAREER</td> <td>22-2</td> <td>6.4</td> <td>.176</td> <td>.074</td> <td>.333</td> <td>0.3</td> <td>0.2</td> <td>0</td> <td>1</td> <td>0.7</td> </tr> </tbody> </table>		GP-GS	MIN/G	FG%	3FG%	FT%	R/G	A/G	STL	BLK	PTS/G	21-22	22-2	6.4	.176	.074	.333	0.3	0.2	0	1	0.7	CAREER	22-2	6.4	.176	.074	.333	0.3	0.2	0	1	0.7
			GP-GS	MIN/G	FG%	3FG%	FT%	R/G	A/G	STL	BLK	PTS/G																										
21-22	22-2	6.4	.176	.074	.333	0.3	0.2	0	1	0.7																												
CAREER	22-2	6.4	.176	.074	.333	0.3	0.2	0	1	0.7																												
12		TREY THOMAS • Sophomore • Guard • 5-11 • 160 • Durham, Ontario, Canada • Crestwood Prep	<ul style="list-style-type: none"> One of two Commodores to play all 25 games in 2020-21 Led all SEC freshmen in 3-pt. percentage (.398) last season Played basketball and volleyball in high school Set HS conference record with 52 points in a game. 	CAREER HIGH PTS 17, 2x, last vs. Florida (3/1/22) REB 5, 2x, last at Cincinnati (3/4/21) AST 3, 3x, last vs. Winthrop (11/20/21)	AVERAGES <table border="1"> <thead> <tr> <th></th> <th>GP-GS</th> <th>MIN/G</th> <th>FG%</th> <th>3FG%</th> <th>FT%</th> <th>R/G</th> <th>A/G</th> <th>STL</th> <th>BLK</th> <th>PTS/G</th> </tr> </thead> <tbody> <tr> <td>21-22</td> <td>32-0</td> <td>18.2</td> <td>.353</td> <td>.336</td> <td>.840</td> <td>1.2</td> <td>0.9</td> <td>14</td> <td>1</td> <td>5.8</td> </tr> <tr> <td>CAREER</td> <td>57-3</td> <td>18.2</td> <td>.357</td> <td>.362</td> <td>.791</td> <td>1.4</td> <td>0.9</td> <td>29</td> <td>1</td> <td>5.9</td> </tr> </tbody> </table>		GP-GS	MIN/G	FG%	3FG%	FT%	R/G	A/G	STL	BLK	PTS/G	21-22	32-0	18.2	.353	.336	.840	1.2	0.9	14	1	5.8	CAREER	57-3	18.2	.357	.362	.791	1.4	0.9	29	1	5.9
			GP-GS	MIN/G	FG%	3FG%	FT%	R/G	A/G	STL	BLK	PTS/G																										
21-22	32-0	18.2	.353	.336	.840	1.2	0.9	14	1	5.8																												
CAREER	57-3	18.2	.357	.362	.791	1.4	0.9	29	1	5.9																												
15		TERREN FRANK • Sophomore • Forward • 6-8 • 240 • Los Angeles, Calif. • Sierra Canyon / TCU	<ul style="list-style-type: none"> Freshman season at TCU, averaging 1.9 ppg, 0.9 rpg HS teammate of Scotty Pippen Jr. - All-league as senior Father, Tellis Frank, played 5 NBA seasons - Heat & T-Wolves Four-star recruit and No. 90 in ESPN Top 100 	CAREER HIGH PTS 8, 2x, last vs. Iowa State (2/9/21) REB 6 vs. Temple (12/7/21) AST 2 at Hawai'i (12/22/21)	AVERAGES <table border="1"> <thead> <tr> <th></th> <th>GP-GS</th> <th>MIN/G</th> <th>FG%</th> <th>3FG%</th> <th>FT%</th> <th>R/G</th> <th>A/G</th> <th>STL</th> <th>BLK</th> <th>PTS/G</th> </tr> </thead> <tbody> <tr> <td>21-22</td> <td>29-0</td> <td>10.5</td> <td>.353</td> <td>.192</td> <td>.615</td> <td>1.7</td> <td>0.2</td> <td>7</td> <td>5</td> <td>2.1</td> </tr> <tr> <td>CAREER</td> <td>29-0</td> <td>10.5</td> <td>.353</td> <td>.192</td> <td>.615</td> <td>1.7</td> <td>0.2</td> <td>7</td> <td>5</td> <td>2.1</td> </tr> </tbody> </table> <p>* CAREER NUMBERS AT VANDERBILT ONLY</p>		GP-GS	MIN/G	FG%	3FG%	FT%	R/G	A/G	STL	BLK	PTS/G	21-22	29-0	10.5	.353	.192	.615	1.7	0.2	7	5	2.1	CAREER	29-0	10.5	.353	.192	.615	1.7	0.2	7	5	2.1
			GP-GS	MIN/G	FG%	3FG%	FT%	R/G	A/G	STL	BLK	PTS/G																										
21-22	29-0	10.5	.353	.192	.615	1.7	0.2	7	5	2.1																												
CAREER	29-0	10.5	.353	.192	.615	1.7	0.2	7	5	2.1																												
21		LIAM ROBBINS • Graduate Student • Center • 7-0 • 250 • Davenport, Iowa • Assumption HS / University of Minnesota	<ul style="list-style-type: none"> 2-time Kareem Abdul-Jabbar Preseason list ('20, '21) Fr. & So. at Drake; 2020 All-MVC 2nd team, all-defensive team Jr. at Minnesota, 11.7 ppg, 6.6 rpg, 2.7 bpg (10th D-1; 1st Big Ten) 18th among active D-1 with 216 career blocks 	CAREER HIGH PTS 29 vs. Bradley (2/5/20) REB 14 vs. Ohio State (1/3/21) AST 4, 3x, last vs. McKendree (12/29/18)	AVERAGES <table border="1"> <thead> <tr> <th></th> <th>GP-GS</th> <th>MIN/G</th> <th>FG%</th> <th>3FG%</th> <th>FT%</th> <th>R/G</th> <th>A/G</th> <th>STL</th> <th>BLK</th> <th>PTS/G</th> </tr> </thead> <tbody> <tr> <td>21-22</td> <td>11-6</td> <td>17.0</td> <td>.411</td> <td>.286</td> <td>.583</td> <td>3.5</td> <td>0.5</td> <td>4</td> <td>20</td> <td>6.0</td> </tr> <tr> <td>CAREER</td> <td>11-6</td> <td>17.0</td> <td>.411</td> <td>.286</td> <td>.583</td> <td>3.5</td> <td>0.5</td> <td>4</td> <td>20</td> <td>6.0</td> </tr> </tbody> </table> <p>* CAREER NUMBERS AT VANDERBILT ONLY</p>		GP-GS	MIN/G	FG%	3FG%	FT%	R/G	A/G	STL	BLK	PTS/G	21-22	11-6	17.0	.411	.286	.583	3.5	0.5	4	20	6.0	CAREER	11-6	17.0	.411	.286	.583	3.5	0.5	4	20	6.0
			GP-GS	MIN/G	FG%	3FG%	FT%	R/G	A/G	STL	BLK	PTS/G																										
21-22	11-6	17.0	.411	.286	.583	3.5	0.5	4	20	6.0																												
CAREER	11-6	17.0	.411	.286	.583	3.5	0.5	4	20	6.0																												
23		JAMAINE MANN • Sophomore • Forward • 6-6 • 230 • Hampton, Ga. • Dutchtown / Gardner-Webb University • Pronounced juh-MAIN	<ul style="list-style-type: none"> Fr. season at Gardner-Webb University - 6.8 ppg, 5.3 rpg Double-double (15 p, 10 r) in Vandy debut vs. Alabama State Three-star prospect by 247Sports and Rivals 2019-20 Southside Metro Player of the Year by AJC 	CAREER HIGH PTS 18 vs. UNC Asheville (1/20/21) REB 12 vs. Presbyterian (2/4/21) AST 3, 2x, last at Radford (2/18/21)	AVERAGES <table border="1"> <thead> <tr> <th></th> <th>GP-GS</th> <th>MIN/G</th> <th>FG%</th> <th>3FG%</th> <th>FT%</th> <th>R/G</th> <th>A/G</th> <th>STL</th> <th>BLK</th> <th>PTS/G</th> </tr> </thead> <tbody> <tr> <td>21-22</td> <td>23-1</td> <td>15.7</td> <td>.494</td> <td>.154</td> <td>.582</td> <td>3.7</td> <td>0.3</td> <td>18</td> <td>12</td> <td>5.1</td> </tr> <tr> <td>CAREER</td> <td>23-1</td> <td>15.7</td> <td>.494</td> <td>.154</td> <td>.582</td> <td>3.7</td> <td>0.3</td> <td>18</td> <td>12</td> <td>5.1</td> </tr> </tbody> </table> <p>* CAREER NUMBERS AT VANDERBILT ONLY</p>		GP-GS	MIN/G	FG%	3FG%	FT%	R/G	A/G	STL	BLK	PTS/G	21-22	23-1	15.7	.494	.154	.582	3.7	0.3	18	12	5.1	CAREER	23-1	15.7	.494	.154	.582	3.7	0.3	18	12	5.1
			GP-GS	MIN/G	FG%	3FG%	FT%	R/G	A/G	STL	BLK	PTS/G																										
21-22	23-1	15.7	.494	.154	.582	3.7	0.3	18	12	5.1																												
CAREER	23-1	15.7	.494	.154	.582	3.7	0.3	18	12	5.1																												
33		DREW WEIKERT • Senior • Guard • 6-0 • 170 • Nashville, Tenn. • Montgomery Bell Academy / Centre College • Pronounced WHY-kert	<ul style="list-style-type: none"> Former walk-on, on scholarship Christmas Eve 2021 in Hawai'i Vandy ties: Father played basketball, mother was cheerleader First career start against Tennessee (1/18/22) Played freshman season at D-III Centre College 	CAREER HIGH PTS 7 at Mississippi State (2/26/22) REB 2, 3x, last at South Carolina (1/26/22) AST 2 vs. Georgia (3/9/22)	AVERAGES <table border="1"> <thead> <tr> <th></th> <th>GP-GS</th> <th>MIN/G</th> <th>FG%</th> <th>3FG%</th> <th>FT%</th> <th>R/G</th> <th>A/G</th> <th>STL</th> <th>BLK</th> <th>PTS/G</th> </tr> </thead> <tbody> <tr> <td>21-22</td> <td>14-5</td> <td>9.4</td> <td>.500</td> <td>.412</td> <td>1.000</td> <td>0.6</td> <td>0.5</td> <td>9</td> <td>0</td> <td>2.4</td> </tr> <tr> <td>CAREER</td> <td>20-5</td> <td>7.7</td> <td>.500</td> <td>.350</td> <td>1.000</td> <td>0.6</td> <td>0.5</td> <td>11</td> <td>0</td> <td>2.0</td> </tr> </tbody> </table> <p>* CAREER NUMBERS AT VANDERBILT ONLY</p>		GP-GS	MIN/G	FG%	3FG%	FT%	R/G	A/G	STL	BLK	PTS/G	21-22	14-5	9.4	.500	.412	1.000	0.6	0.5	9	0	2.4	CAREER	20-5	7.7	.500	.350	1.000	0.6	0.5	11	0	2.0
			GP-GS	MIN/G	FG%	3FG%	FT%	R/G	A/G	STL	BLK	PTS/G																										
21-22	14-5	9.4	.500	.412	1.000	0.6	0.5	9	0	2.4																												
CAREER	20-5	7.7	.500	.350	1.000	0.6	0.5	11	0	2.0																												
42		QUENTIN MILLORA-BROWN • Senior • Forward • 6-10 • 235 • Lorton, Va. • South County / Rice University • Pronounced mil-LORE-uh	<ul style="list-style-type: none"> Fr. season at Rice - 7.2 ppg, 5.9 rpg, 1.2 bpg Mechanical engineering major; 2 Vandy double-doubles, 3 at Rice Constructing mechanical elephant for Nashville Zoo Participated in fencing and basketball growing up 	CAREER HIGH PTS 21 vs. Northwestern St. (11/17/18) REB 16 at FIU (2/14/19) AST 5 vs. Alabama St. (11/10/21)	AVERAGES <table border="1"> <thead> <tr> <th></th> <th>GP-GS</th> <th>MIN/G</th> <th>FG%</th> <th>3FG%</th> <th>FT%</th> <th>R/G</th> <th>A/G</th> <th>STL</th> <th>BLK</th> <th>PTS/G</th> </tr> </thead> <tbody> <tr> <td>21-22</td> <td>32-30</td> <td>24.8</td> <td>.635</td> <td>.000</td> <td>.488</td> <td>5.7</td> <td>1.3</td> <td>16</td> <td>33</td> <td>5.4</td> </tr> <tr> <td>CAREER</td> <td>51-38</td> <td>20.6</td> <td>.652</td> <td>.000</td> <td>.465</td> <td>4.7</td> <td>1.0</td> <td>19</td> <td>38</td> <td>4.5</td> </tr> </tbody> </table> <p>* CAREER NUMBERS AT VANDERBILT ONLY</p>		GP-GS	MIN/G	FG%	3FG%	FT%	R/G	A/G	STL	BLK	PTS/G	21-22	32-30	24.8	.635	.000	.488	5.7	1.3	16	33	5.4	CAREER	51-38	20.6	.652	.000	.465	4.7	1.0	19	38	4.5
			GP-GS	MIN/G	FG%	3FG%	FT%	R/G	A/G	STL	BLK	PTS/G																										
21-22	32-30	24.8	.635	.000	.488	5.7	1.3	16	33	5.4																												
CAREER	51-38	20.6	.652	.000	.465	4.7	1.0	19	38	4.5																												



JERRY STACKHOUSE

- ★ Third Season
- ★ North Carolina (1999)
- ★ 28th Head Coach in program history
- ★ Native of Kinston, North Carolina

QUOTABLE

★ "Jerry Stackhouse is one of the outstanding emerging coaches in college basketball. His offense and his schemes are just impeccable. Vanderbilt runs great offense. I'm not sure there's a team in the SEC that runs better stuff than Jerry Stackhouse's Vanderbilt Commodores."

★ **Jay Bilas** on Jerry Stackhouse (Jan. 11, 2022)

★ "We really want to help Scotty. I want to make it our business to make Scotty a first round pick."

★ **Jerry Stackhouse** on Scotty Pippen Jr. returning for his jr. season

★ "I'm going to be suited and booted. Coach Dean Smith approached it as a business, and I'm going to always honor him by wearing suits on the sideline."

★ **Jerry Stackhouse** on his suits during games

OTHER

- ★ Enjoys grilling and has held multiple tailgates at Vanderbilt football games for fans
- ★ Has performed the National Anthem at Vanderbilt baseball games as well as other events

VANDERBILT CAREER

★ Overall: 37-52	YEAR	RECORD	SEC	SEC TOUR
★ SEC: 13-39	2019-20	11-21	3-15	0-1
★ SEC Tournament: 3-2	2020-21	9-16	3-13	1-1
	2021-22	17-15	7-11	2-0

EDUCATION

- ★ North Carolina (1999) - Bachelor's Degree in African American Studies
- ★ Harvard Business School (2017) - Business of Entertainment, Media and Sports executive education program

PREVIOUS COACHING STOPS

YEAR	TEAM	POSITION	RECORD	NOTE
2015-16	Toronto Raptors (NBA)	Assistant Coach		
2016-17	Raptors 905 (G-League)	Head Coach	39-11	G-League Champions
2017-18	Raptors 905 (G-League)	Head Coach	31-19	G-League Finals
2018-19	Memphis Grizzlies (NBA)	Assistant Coach		

NOTES

- ★ One of **3** active NCAA Division I head coaches who was a top three of the NBA Draft pick.
 - ★ Jerry Stackhouse 3rd - 1995; Penny Hardaway 3rd - 1993; Patrick Ewing 1st - 1985
- ★ One of **7** active NCAA Division I head coaches who was consensus First Team All-Americans in college
 - ★ Jerry Stackhouse (Vanderbilt), Steve Alford (Nevada), Johnny Dawkins (UCF)
 - Juan Dixon (Coppin State), Patrick Ewing (Georgetown), Penny Hardaway (Memphis)
 - Bobby Hurley (Arizona State)
- ★ One of **24** active NCAA Division I head coaches who played in a Final Four
- ★ Had **2** players selected in the 2020 NBA Draft during his time at Vanderbilt
 - ★ Aaron Nesmith (Boston Celtics - 1st round - 14th overall)
 - ★ Saben Lee (Utah Jazz - 2nd round - 38th overall) *Lee plays for Detroit Pistons
- ★ Coached future NBA stars Pascal Siakam and Fred VanVleet during time as head coach of the G-League's Raptors 905
- ★ Only Michael Jordan teammate to finish a season with a higher scoring average than Jordan. Stackhouse averaged 21.5 points per game for the Washington Wizards during the 2003-04 season, while Jordan - in his final NBA season - put up 20.0 per game.

COLLEGE PLAYING CAREER

- ★ Played for legendary coach Dean Smith at North Carolina
- ★ 19.2 points and 8.2 rebounds per game as a sophomore in 1994-95
- ★ 1995 Sports Illustrated National Player of the Year
- ★ 1995 First Team All-America and First Team All-ACC
- ★ Led UNC to the 1995 NCAA Final Four

PRO CAREER

- ★ Third overall pick in the 1995 NBA Draft by the Philadelphia 76ers
- ★ Played 18 NBA seasons for eight teams (Philadelphia, Detroit, Washington, Dallas, Milwaukee, Miami, Atlanta, Brooklyn)
- ★ Two-time NBA All-Star with Detroit Pistons (2000, 2001)
- ★ Averaged 29.8 points per game during the 2000-01 season with Detroit
- ★ Played in the 2006 NBA Finals with Dallas

SEC TOURNAMENT BY THE NUMBERS

61st	Vanderbilt is making its 61st appearance in the SEC Tournament
42-58	Vandy's record in the SEC Tournament
2	SEC Tournament Championships (1951, 2012)
2-0	Vandy's record in SEC Championship games
14	Number of times Vanderbilt has made the SEC Semifinals
3-2	SEC Tournament record under Jerry Stackhouse (0-1 in 2020; 1-1 in 2021; 2-0 in 2022)
1-1	Record at last season's SEC Tournament in Nashville (Win over Texas A&M in First Round; Loss to Florida in Second Round)

SEC TOURNAMENT VS. OPPONENT

5-4	vs. Alabama
1-5	vs. Arkansas
2-6	vs. Auburn
4-6	vs. LSU
3-4	vs. Ole Miss
8-6	vs. Mississippi State
0-0	vs. Missouri

3-7	vs. Florida
7-2	vs. Georgia
5-4	vs. Kentucky
0-0	vs. South Carolina
1-8	vs. Tennessee
2-1	vs. Texas A&M

SEC TOURNAMENT UNDER JERRY STACKHOUSE

2020	L - vs. Arkansas - 86-73 - First Round
2021	W - vs. Texas A&M - 79-68 - First Round L - vs. Florida - 69-63 - Second Round
2022	W - vs. Georgia - 86-51 - First Round W - vs. Alabama - 82-76 - Second Round

SEC TOURNAMENT PERFORMANCES - PIPPEN

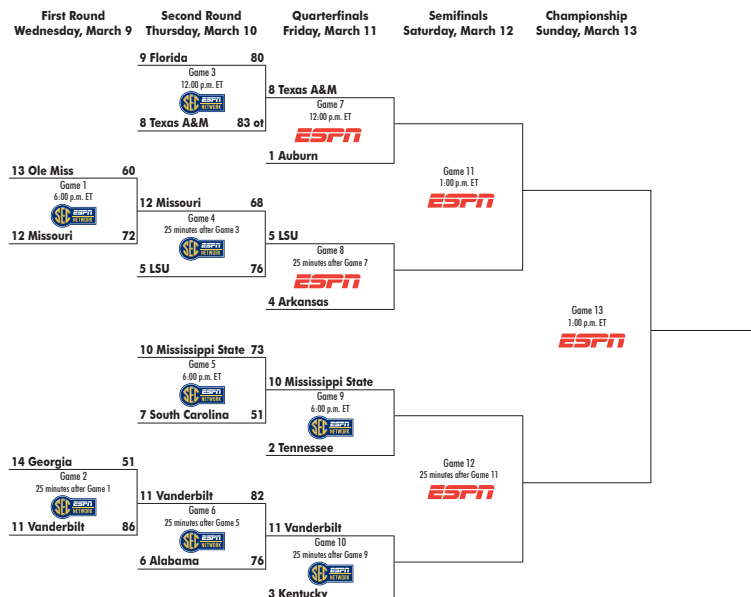
3.11.20 vs. Arkansas	16 points	6 rebounds	2 assists
3.10.21 vs. Texas A&M	22 points	4 rebounds	6 assists
3.11.21 vs. Florida	23 points	3 rebounds	4 assists
3.9.22 vs. Georgia	14 points	1 rebound	1 assist
3.10.22 vs. Alabama	26 points	2 rebounds	7 assists

VANDY SEC TOURNAMENT RECORDS - INDIVIDUAL

FIELD GOALS MADE	12 - A.J. Ogilvy vs. Auburn • 3.13.08
3-PT FIELD GOALS MADE	8 - Rick Jones vs. Mississippi State • 3.09.00
FREE-THROW ATTEMPTS	21 - Scotty Pippen Jr. vs. Alabama • 3.10.22
FREE-THROWS MADE	15 - Scotty Pippen Jr. vs. Alabama • 3.10.22
STEALS	6 - Drew Maddux vs. LSU • 3.9.95
POINTS	30 - Saben Lee vs. Arkansas • 3.11.20

VANDY SEC TOURNAMENT RECORDS - TEAM

3-PT FIELD GOAL ATTEMPTS	37 vs. Florida • 3.13.04
3-PT FIELD GOALS MADE	16 vs. Georgia • 3.9.22
FREE-THROWS MADE	32 vs. Georgia • 3.9.90
ASSISTS	27 vs. Auburn • 3.13.08
STEALS	16 vs. LSU • 3.9.95



WHERE WE RANK - INDIVIDUALS

SCOTTY PIPPEN JR.	#	SEC	D-1
POINTS/GAME	20.5	1	15
FT ATTEMPTS	264	1	1
FT MADE	193	1	2
TOTAL STEALS	64	3	26
STEALS/GAME	2.00	4	33
ASSISTS/GAME	4.2	7	101
FOULS DRAWN/40 MIN	7.7	1	1
FIELD GOAL PERCENTAGE	.433	10	232

JORDAN WRIGHT	#	SEC	D-1
DOUBLE-DOUBLES	7	5	84
DEFENSIVE REBOUNDS/GAME	4.97	8	193
FT %	80.2	8	148

MYLES STUTE	#	SEC	D-1
3-PT FG/GAME	2.19	6	181
TOTAL 3-PT FG MADE	70	5	137

QUENTIN MILLORA-BROWN	#	SEC	D-1
BLOCKS/GAME	1.03	13	195
TOTAL BLOCKS	33	10	158

WHERE WE RANK - TEAM

DEFENSE	#	SEC	D-1
3-PT FG DEFENSE	.296	2	19
SCORING DEFENSE	67.2	8	120
TURNOVERS FORCED	14.75	7	50
TURNOVER MARGIN	1.2	7	95

OFFENSE	#	SEC	D-1
3-PT FG / GAME	8.6	3	68
3-PT FG ATTEMPTED	811	3	38
3-PT FG MADE	275	2	54
3-PT FG PERCENTAGE	.339	3	177
FT ATTEMPTS	704	2	7
FT MADE	487	5	24
SCORING OFFENSE	70.4	11	198

COMMODORES IN THE NBA

★ Vanderbilt has five active NBA players. Aaron Nesmith (Celtics), Saban Lee (Pistons), Darius Garland (Cavaliers), Luke Kornet (Celtics) Damian Jones (Kings).

★ In the 2020 NBA Draft, Nesmith was selected 14th overall by the Boston Celtics, while Lee was selected 38th overall by the Detroit Pistons. It marked the first time a pair of Vanderbilt players were selected in the NBA Draft since 2016.

SIGNING CLASS

★ Vanderbilt's signing class is currently ranked **No. 14** by Rivals and **No. 23** by 247Sports.

- ★ Three consensus four-stars (ESPN, 247Sports, Rivals)
 - ★ Colin Smith - Dallas, Texas - 6-8 - AZ Compass Prep
 - ★ Noah Shelby - McKinney, Texas - 6-3 - Greenhill School
 - ★ Lee Dort - McKinney, Texas - 6-10 - Greenhill School
- ★ Malik Dia - Murfreesboro, Tenn. - 6-8 - Ensworth School
 - ★ Four-star by ESPN ★ Three-star by 247Sports and Rivals

IN 2021-22

LOCATION

Home	9-8
Road	5-7
Neutral	3-0

SPECIALTY

Overtime	0-1
AP ranked opp.	1-6

AT THE HALF

Leading	13-4
Trailing	4-11
Tied	0-0

VANDY SCORING

75+ points	10-2
Fewer than 75	7-13

REBOUNDING

Vandy more	8-5
Opponent more	7-10
Tied	2-0

VANDY SHOOTING

50+ %	1-1
40-49%	14-6
Under 40%	2-8
35+ % from 3	10-7

OPPONENT SHOOTING

50+ %	2-5
40-49%	8-3
Under 40%	7-7
35+ % from 3	2-5

TURNOVER

Vandy fewer than opp.	13-7
-----------------------	------

BIGGEST LEAD - 39 vs. MVSU (Nov. 29), 75-36, 0:42 of 2nd

BIGGEST DEFICIT - 28 vs. Kentucky (Jan. 11), 6:14 of 2nd

BIGGEST LEAD IN A LOSS - 12 at SMU (Dec. 4)

BIGGEST DEFICIT IN A WIN -15 vs. Alabama (March 10)

BIGGEST HALFTIME LEAD - 21 vs. Georgia (March 9)

BIGGEST HALFTIME DEFICIT - 13 vs. Kentucky (Jan. 11)

BIGGEST HALFTIME LEAD BLOWN - 12 at SMU (Dec. 4)

BIGGEST HALFTIME DEFICIT ERASED - 10 vs. Alabama (March 10)

MOST POINTS IN A HALF - 54 vs. Alabama (March 10)

FEWEST POINTS IN A HALF - 14 at Florida (Jan. 22)

MOST POINTS ALLOWED IN A HALF - 56 at SMU (Dec. 4)

FEWEST POINTS ALLOWED IN A HALF - 14 vs. Georgia (March 9)

BIGGEST MARGIN OF VICTORY - 39 vs. MVSU (Nov. 29)

BIGGEST MARGIN OF DEFEAT - 19 at Florida (Jan. 22)

STARTING LINEUPS

Pippen, Lawrence, Wright, Stute, Millora-Brown (6-4)

Pippen, Dorsey, Wright, Mann, Millora-Brown (1-0)

Pippen, Dorsey, Chatman, Wright, Millora-Brown (1-0)

Pippen, Stute, Chatman, Wright, Millora-Brown (5-3)

Pippen, Dezonie, Stute, Wright, Millora-Brown (1-1)

Pippen, Weikert, Stute, Wright, Millora-Brown (0-3)

Pippen, Wright, Stute, Millora-Brown, Robbins (0-1)

Pippen, Weikert, Wright, Millora-Brown, Robbins (1-0)

Pippen, Lawrence, Wright, Millora-Brown, Robbins (0-2)

Pippen, Weikert, Lawrence, Wright, Millora-Brown (0-1)

Pippen, Chatman, Wright, Stute, Robbins (2-0)

CAREER HIGHLIGHTS

★ 10-19 POINTS	SEASON	CAREER	★ 30+ POINTS	SEASON	CAREER
#0 Tyrin Lawrence	1	1	#2 Scotty Pippen Jr.	4	7
#2 Scotty Pippen Jr.	11	41			
#3 Rodney Chatman	5	47	★ DOUBLE-DOUBLES		
#4 Jordan Wright	20	35	#2 Scotty Pippen Jr.	0	1
#5 Shane Dezonie	2	2	#3 Rodney Chatman	0	1
#10 Myles Stute	10	13	#4 Jordan Wright	7	8
#12 Trey Thomas	6	12	#21 Liam Robbins	0	10
#21 Liam Robbins	3	38	#23 Jamaine Mann	1	2
#23 Jamaine Mann	3	10	#42 Quentin Millora-Brown	2	6
#42 Quentin Millora-Brown	4	15			

★ 20-29 POINTS	SEASON	CAREER
#0 Tyrin Lawrence	1	1
#2 Scotty Pippen Jr.	14	26
#3 Rodney Chatman	1	7
#4 Jordan Wright	2	3
#10 Myles Stute	1	1
#21 Liam Robbins	0	9
#42 Quentin Millora-Brown	0	1

THE LAST TIME A COMMODORE ...

Scored 25-29 points – Scotty Pippen Jr. (26) vs. Alabama, 3/10/2022

Scored 30-34 points – Scotty Pippen Jr. (32) at Mississippi State, 2/26/2022

Scored 35-39 points – Scotty Pippen Jr. (36) at Cincinnati, 3/4/2021

Scored 40+ points – Shan Foster (42) vs. Mississippi State, 3/5/2008

Two players scored at least 20 points

Jordan Wright (28) and Tyrin Lawrence (20) vs. Winthrop, 11/20/2021

Three players scored at least 20 points

Derrick Byars (28), Shan Foster (21) and Ross Neltner (20) vs. Toledo, 12/2/2006

Two players scored at least 30 points

Saben Lee (33) and Maxwell Evans (31) vs. LSU, 2/5/2020

Scored at least 20 points in three straight games - Scotty Pippen Jr.: 23 at Tennessee, 2/12/22; 29 at Auburn, 2/16/22; 24 vs. Texas A&M, 2/19/22

Scored 20 points in four straight games – Scotty Pippen Jr.: 23 at Tennessee, 2/12/22; 29 at Auburn, 2/16/22; 24 vs. Texas A&M, 2/19/22, 26 vs. Alabama, 2/22/22

Scored 20 points in five straight games

Scotty Pippen Jr.: 23 at Tennessee, 2/12/22; 29 at Auburn, 2/16/22; 24 vs. Texas A&M, 2/19/22, 26 vs. Alabama, 2/22/22; 32 at Mississippi State, 2/26/2022

Scored 20 points in six straight games – Scotty Pippen Jr.: 23 at Tennessee, 2/12/22; 29 at Auburn, 2/16/22; 24 vs. Texas A&M, 2/19/22, 26 vs. Alabama, 2/22/22; 32 at Mississippi State, 2/26/2022; 29 vs. Florida, 3/1/2022

Scored 20 points in seven straight games – Scotty Pippen Jr.: 23 at Tennessee, 2/12/22; 29 at Auburn, 2/16/22; 24 vs. Texas A&M, 2/19/22, 26 vs. Alabama, 2/22/22; 32 at Mississippi State, 2/26/2022; 29 vs. Florida, 3/1/2022; 22 at Ole Miss, 3/5/2022

Five players scored in double figures – vs. Ole Miss, 2/27/2021: Trey Thomas (14), Issac McBride (13), Maxwell Evans (13), Jordan Wright (12), DJ Harvey (10)

Seven players scored in double figures – vs. Detroit, 12/2/2015: Damian Jones (10), Wade Baldwin IV (20), Riley LaChance (10), Nolan Cressler (14), Joe Toye (10), Matthew Fisher-Davis (12) and Josh Henderson (11)

Eight players scored in double figures – vs. Savannah State, 11/27/2018: Aaron Nesmith (20), Simisola Shittu (17), Maxwell Evans (16), Yanni Wetzell (15), Joe Toye (13), Saben Lee (11), Matt Ryan (11) and Matthew Moyer (10)

Four players with 15 or more points – at Kentucky, 1/5/2021: Scotty Pippen Jr. (18), Dylan Disu (18), Jordan Wright (18) and Myles Stute (16)

Double-Double – Jordan Wright (13 pts, 11 reb) vs. Alabama, 3/10/2022

20 points and 10 rebounds

Jordan Wright (20 pts, 12 reb) at Georgia, 1/15/2022

30 points and 10 rebounds

Jeff Roberson (30 points, 10 rebounds) at Auburn, 2/3/2018

Back-to-back 20 point-10-rebound games – Matt Freije: vs. South Carolina (26 points, 11 rebounds) 1/28/2004 and vs. Kentucky (20 points, 11 rebounds) 1/31/2004

Double-Double in points and rebounds

Jordan Wright: 13 points, 11 rebounds vs. Alabama, 3/10/2022

Double-Double in points and assists

Scotty Pippen Jr.: 18 points, 12 assists vs. Mississippi State, 1/9/2021

Double-Double in points and blocks

Luke Kornet: 11 points, 10 blocks vs. Auburn, 1/12/2016

Double-Double in points and steals – Never

Double-Double in two consecutive games – Jordan Wright: at SMU (14 points, 12 rebounds, 12/4/2021; vs. Temple (16 points, 11 rebounds), 12/7/2021

Double-Double in three consecutive games – Jeff Roberson: vs. Austin Peay (13 points, 10 rebounds), 11/10/2017; at Belmont (13 points, 12 rebounds), 11/10/2017; vs. UNC Asheville (17 points, 12 rebounds), 11/10/2017

Two players record a double-double – Aaron Nesmith (24 points, 14 rebounds) and Yanni Wetzell (10 points, 10 rebounds), vs Auburn, 02/16/2019

Triple-Double

Luke Kornet (11 points, 11 rebounds, 10 blocks) vs. Auburn, 1/12/2016

Made 10 field goals in a game – Scotty Pippen Jr. (11) vs. Florida, 3/1/2022

Made 16 field goals in a game – Shan Foster vs. Mississippi State, 3/5/2008

Attempted 20 field goals in a game – Scotty Pippen Jr. (23) at Kentucky, 2/2/2022

Made 6 3-pointers in a game – Myles Stute vs. Alabama, 3/10/2022

Made 7 3-pointers in a game – Maxwell Evans vs. LSU, 2/5/2020

Made 8 3-pointers in a game – Scotty Pippen Jr. at SMU, 12/4/2021

Made 9 3-pointers in a game – Shan Foster vs. Mississippi State, 3/5/2008

Attempted 10 3-pointers in a game – Myles Stute vs. Alabama, 3/10/2022

Attempted 15 3-pointers in a game – John Jenkins (16) vs. Oregon, 11/11/2011

Made 10-14 free throws in a game – Scotty Pippen Jr. (14) vs. Alabama, 2/22/2022

Made 15+ free throws in a game – Scotty Pippen Jr. (15) vs. Alabama, 3/10/2022

Attempted 20 free throws in a game – Scotty Pippen Jr. (21) vs. Alabama, 3/10/2022

10-14 rebounds in a game – Jordan Wright (11) vs. Alabama, 3/10/2022

15 rebounds in a game – Dylan Disu (15) at Alabama, 2/20/2021

16 rebounds in a game – Dylan Disu (16) vs. Kentucky, 2/17/2021

At least 10 rebounds in three consecutive games – Dylan Disu: 10 vs. Auburn, 2/9/2021; 10 at Mississippi State, 2/13/2021; 16 vs. Kentucky, 2/17/2021

At least 10 rebounds in four consecutive games – Dylan Disu: 10 vs. Auburn, 2/9/2021; 10 at Mississippi State, 2/13/2021; 16 vs. Kentucky, 2/17/2021, 15 at Alabama, 2/20/2021

8 assists – Scotty Pippen Jr. (8) vs. Alabama, 2/22/22

9 assists – Scotty Pippen Jr. (9) vs. LSU, 2/5/2022

10 assists – Scotty Pippen Jr. (12) vs. Mississippi State, 1/9/2021

11 assists – Scotty Pippen Jr. (12) vs. Mississippi State, 1/9/2021

12 assists – Scotty Pippen Jr. (12) vs. Mississippi State, 1/9/2021

13 assists – Mario Moore (13) vs. Arkansas, 2/19/2005

14 assists – Billy McCaffrey (14) vs. Kentucky, 1/13/1993

5 or more assists in four consecutive games – Scotty Pippen Jr.

6 at Tennessee, 2/12/22; 6 at Auburn, 2/16/22; 5 vs. Texas A&M, 2/19/22; 8 vs. Alabama, 2/22/22

8 or more assists in two consecutive games

Scotty Pippen: 8 at Kentucky, 1/5/2021; 12 vs. Mississippi State, 1/9/2021

4 blocked shots – Liam Robbins (4) vs. Texas A&M, 2/19/22

5 blocked shots – Clevon Brown (5) vs. Auburn, 2/9/2021

6 blocked shots – Clevon Brown (8) at Texas A&M, 3/3/2018

8 blocked shots – Clevon Brown at Texas A&M, 3/3/2018

10 blocked shots – Luke Kornet vs. Auburn, 1/12/2016

5 steals – Scotty Pippen Jr. at Auburn, 2/16/2022

6 steals – Scotty Pippen Jr vs. Alabama, 2/22/2022

8 steals – James Strong vs. Morehead State, 11/24/1998

Played every minute – Saben Lee vs Texas A&M, 03/13/19

Played more than 40 minutes – Aaron Nesmith (43), vs. SMU, 1/4/2020

All 5 starters played 40 minutes – Steve Tchiengang (40), Brad Tinsley (40), Lance Goulbourne (41), Jeffery Taylor (41) and John Jenkins (41), at Louisville, 12/2/2011

Technical foul – Jerry Stackhouse at Kentucky, 2/2/2022

Ejection – Jerry Stackhouse at Davidson, 12/22/2020

Three fouled out – Saben Lee, Clevon Brown, Djery Baptiste vs. Tennessee, 1/9/2018

THE LAST TIME VANDERBILT ...

Team started game with opponent technical foul – Furman bench, 12/22/2008

- Scored 100 or more points** – 120 vs. Savannah State, 11/27/2018 (W, 120-85)
- Scored 100 or more points in an SEC game** – 102 at Ole Miss, 2/16/2012 (W, 102-76)
- Scored 110 or more points** – 120 vs. Savannah State, 11/27/2018 (W, 120-85)
- Scored 110 or more points in an SEC game** – 111 vs. Alabama 2/21/1972 (W, 111-91)
- Scored 120 or more points** – 120 vs. Savannah State, 11/27/2018 (W, 120-85)
- Scored 120 or more points in an SEC game** – 130 vs. Ole Miss, 12/22/1970 (W, 130-112)
- Scored 130 or more points** – 130 vs. Ole Miss, 12/22/1970 (W, 130-112)

Scored between 41-50 points – 42 at Florida, 1/22/2022 (L, 42-61)
Scored 40 points or fewer – 37 vs. VCU, 11/17/21 (L, 37-48)

Scored 20 or fewer points in half – 14 (second) at Florida, 1/22/2022 (L, 42-61)

Scored 90 or more points in three consecutive games – 95 vs. Bradley, 11/24/2007 (W, 95-86); 91 vs. South Alabama, 11/29/2007 (W, 91-88); 92 vs. Georgia Tech, 12/1/2007 (W, 92-79)

Scored 100 points in two consecutive games – 111 vs. North Alabama 12/20/1980 (W, 111-79) and 111 vs. Memphis 12/23/1980 (W, 111-96)
Scored 100 points in three consecutive games – Never

Scored 100 points in consecutive SEC games – 104 vs. LSU 2/19/1972 (W, 104-83) and 111 vs. Alabama 2/21/1972 (W, 111-91)

Won by 60 or more – 71 vs. Union (Tenn.) (W, 95-24), 1911-12
Won game by 50 or more – 50 vs. Detroit (W, 102-52) 12/2/2015

Lost by 25 or more – 26 at South Carolina, (L, 64-90), 1/25/2020

Game decided by one point – at Arkansas (W, 75-74), 1/4/2022
Two consecutive games decided by one point – at South Carolina, (L, 70-71) 1/7/1998 and vs. Tennessee, (W, 80-79) 1/10/1998
Three consecutive games decided by one point – Never

Shot 60 percent or better – .603 vs. South Carolina State, 11/22/2019 (W, 97-60)
Shot less than 30 percent from the field – .226 vs. VCU, 11/17/2021 (L, 37-48)

Shot 60 percent or better from 3 – .643 vs. Purdue, 12/13/14 (W, 81-71)

Shot 90 percent or better from free throw line (min. 10 att.)
 100.0 percent vs. Florida (12-12), 3/11/2021 (SEC Tournament)
Shot less than 50 percent from free throw line
 46.9 percent vs. Morgan State (15-32) 11/23/2013

Attempted five or less free throws – 3 at Texas A&M, 1/31/2017
Attempted 30-39 free throws – 36 (27-36) vs. Alabama, 2/22/2022
Attempted 40+ free throws – 45 (31-45) vs. Alabama, 3/10/2022

Made 30 free throws – 31 vs. Alabama, 3/10/2022

Made 15 3s – 16 vs. Georgia, 3/9/2022
Made 0 3s – 0-for-25 vs. Tennessee, 1/18/2020

Had 20 turnovers – 21 vs. Tennessee, 1/18/22

Had 10 blocks – 10 at Texas A&M 03/02/2019

Had 10-14 steals – 10 vs. Alabama, 3/10/2022
Had 15 steals – 15 at Georgia, 2/6/2021

- Won in overtime** – vs. Florida, 3/10/2017 (W, 72-62)
- Lost in overtime** – vs. Temple, 12/7/2021 (L, 72-68)
- Played two overtimes** – vs. Yale, 1/3/2015 (W, 79-74)
- Played three overtimes** – at Ole Miss, 2/17/1982 (L, 51-48)
- Played four overtimes** – at Ole Miss, 2/17/1982 (L, 51-48)
- Played consecutive overtime games**
 vs. Xavier, 11/28/2011 (L, 82-70) and at Louisville, 12/2/2011 (L, 62-60)

Opponent

- Scored 90 or more points at Memorial Gym** – 91, Florida, 1/23/2021 (L, 72-91)
- Scored 100 or more points** – 106 Kentucky 3/5/2003 (L, 44-106)
- Scored 110 or more points** – 120 Kentucky 2/7/1996 (L, 81-120)
- Scored 120 or more points** – 120 Kentucky 2/7/1996 (L, 81-120)

Scored between 40-49 points – 48 VCU, 11/17/21 (L, 37-48)
Scored fewer than 40 points – 36 Mississippi Valley State, 11/29/21 (W, 75-36)

Shot 60 percent or better – .608, Mississippi State, 1/9/2021 (L, 81-84)
Shot less than 30 percent – .298 (14-47), vs. Georgia, 3/9/2022 (W, 86-51)

Shot 60 percent or better from 3 – .667 (6-9), Kentucky, 2/11/2020
Shot less than 15 percent from 3 – .118 (2-17), vs. Georgia, 3/9/2022

Held without a 3 – Nebraska, 11/18/2010 (W, 59-49)

Shot 90 percent or better from free throw line – 1.00 Austin Peay, 12/18/2021 (W, 77-51); 7-7
Shot less than 50 percent from free throw line – .467 Minnesota, 12/3/2016 (L, 52-56)

- Attempted zero free throws** – TCU, 1/27/2018
- Attempted five or less free throws** – at Mississippi State (4), 2/13/2021
- Attempted 35 free throws** – at Davidson (38), 12/22/2020
- Attempted 40 free throws** – Mississippi State (42), 2/12/2007
- Attempted 45 or more free throws** – South Carolina (49), 1/28/2009

Made 0 free throws – TCU, 1/27/2018
Made 30 free throws – South Carolina (32), 1/28/2009

Made 15 3s – 16, Savannah State, 11/27/2018
Attempted 30 or more 3s – vs Alabama (34), 3/10/2022

Had 20 or more turnovers – South Carolina (22), 1/8/2022

LAST TIME OUT



Official Basketball Box Score - Final
Vanderbilt at Alabama
 03/10/22 Amalie Arena, Tampa, Florida
 2021-22 Men's Basketball

Game Time: 8:46 PM
 Game Duration: 2:24
 Attendance: 12,121

Officials: Tony Greene, Bart Lenox, Owen Shortt

Vanderbilt - 82		Record: 17-15												
NO.	Name	Min	FG	3P	FT	Rebounds	Fouls	TP	AS	TO	ST	Blocks	+	-
			M-A	M-A	M-A	OR DR TOT	PF PD					BS BA		
10	Myles Stute	F 27:36	6-10	6-10	0-2	0 4 4	2 2	18	0	0	1	0	0	6
21	Liam Robbins	C 09:31	0-3	0-2	0-0	0 2 2	5 3	0	0	3	0	1	0	46
2	Scotty Pippen Jr.	G 37:07	5-19	1-4	15-21	2 0 2	5 12	28	7	1	1	0	0	11
3	Rodney Chatman	G 19:48	3-5	2-4	4-7	0 2 2	5 3	12	1	2	1	0	0	-2
4	Jordan Wright	G 35:42	3-9	0-3	7-8	1 10 11	3 5	13	2	1	3	2	0	1
42	Quentin Millora-Brown	C 30:29	2-2	0-0	1-2	1 6 7	3 2	5	1	2	0	0	0	12
5	Shane Dezonie	10:35	1-1	0-0	1-1	0 1 1	1 1	3	0	2	0	0	0	3
12	Trey Thomas	18:57	1-4	0-3	2-2	0 2 2	1 1	4	2	1	2	0	0	8
0	Tyrin Lawrence	06:28	0-0	0-0	0-0	0 0 0	0 0	0	0	0	0	0	0	-4
23	Jamaine Mann	03:47	0-0	0-0	1-2	1 0 1	0 1	1	0	0	0	0	0	1
Team						0 2 2		0		1				
Totals		21:53	9-26	31-45	5 29 34	24 30	82	13	11	10	3	0	6	

Shooting By Period		
1 st	FG%	6-23 26.1%
1 st	3PT%	3-13 23.1%
	FT%	13-18 72.2%
2 nd	FG%	15-30 50.0%
2 nd	3PT%	6-13 46.2%
	FT%	18-27 66.7%
GM	FG%	21-53 39.6%
	3PT%	9-26 34.6%
	FT%	31-45 68.9%
Dead Ball Rebounds: 7, 0		

Alabama - 76		Record: 19-13												
NO.	Name	Min	FG	3P	FT	Rebounds	Fouls	TP	AS	TO	ST	Blocks	+	-
			M-A	M-A	M-A	OR DR TOT	PF PD					BS BA		
0	Noah Gurley	F 11:42	0-2	0-1	2-6	1 1 2	1 3	2	0	3	0	0	0	10
10	Charles Bediako	C 18:15	3-3	0-0	0-1	3 4 7	3 2	6	0	2	0	0	0	6
5	Jaden Shackelford	G 34:14	6-18	6-16	3-4	0 3 3	5 2 21	0	0	1	1	0	0	2
13	Jahvon Quinerly	G 18:35	4-10	1-3	4-7	0 5 5	5 5	13	4	5	0	0	1	-6
14	Keon Ellis	G 30:00	2-6	0-4	4-5	2 5 7	4 4	8	3	1	3	0	0	-1
2	Darius Miles	17:25	2-7	1-5	1-2	1 2 3	3 2	6	0	3	0	0	0	-14
33	James Rojas	15:38	3-7	0-2	1-2	2 4 3	2 7	7	0	2	0	0	0	-18
3	JD Davison	31:47	1-8	0-1	2-2	1 6 7	2 1	4	8	1	0	0	0	-6
4	Juwan Gary	07:38	1-2	0-0	0-0	0 2 2	0 2	2	1	0	0	0	0	-1
1	Jusaun Holt	14:46	2-4	0-2	3-5	2 2 4	2 3	7	0	1	0	0	0	-2
Team						6 2 8		0		0				
Totals		24:67	8-34	20-34	18 34 52	30 24	76	16	18	5	0	3	6	

Shooting By Period		
1 st	FG%	12-32 37.5%
1 st	3PT%	4-16 25.0%
	FT%	10-18 55.6%
2 nd	FG%	12-35 34.3%
2 nd	3PT%	4-18 22.2%
	FT%	10-16 62.5%
GM	FG%	24-67 35.8%
	3PT%	9-34 23.5%
	FT%	20-34 58.8%
Dead Ball Rebounds: 10, 0		

VANDY		ALA		Points from		VANDY		ALA		Period by Period Scoring			
Biggest lead	7 (2 nd 0:22)	15 (2 nd 14:09)	Turnovers	16	7	Paint	22	28					
Best Scoring Run	12 (2 nd 11:42)	8 (1 st 16:54)	Second Chance	7	18								
Lead Changes	3		Fast Breaks	11	15								
Times Tied	1		Bench	13	26								
Time with Lead	03:43	34:27			VANDY		ALA		1st	2nd	TOT		
						28	54	82					

SEASON STATS

Game Records

Record	Overall	Home	Away	Neutral
ALL GAMES	17-15	9-8	5-7	3-0
CONFERENCE	7-11	4-5	3-6	0-0
NON-CONFERENCE	10-4	5-3	2-1	3-0

Score by Periods

Team	1st	2nd	OT	TOT
Vanderbilt	1026	1216	10	2252
Opponents	981	1156	14	2151

Team Box Score

No.	Player	Total			3-Point			F-Throw		Rebounds				PF DQ		A TO BLK STL				PTS		AVG
		GP-GS	MIN	AVG	FG-FGA	FG%	3FG-3FGA	3FG%	FT-FTA	FT%	OFF	DEF	TOT	AVG	PF	DQ	A	TO	BLK	STL	PTS	
2	PIPPEN JR., Scotty	32-32	1044:41	32.6	203-469	.433	57-171	.333	193-264	.731	26	86	112	3.5	81	1	135	111	7	64	656	20.5
4	WRIGHT, Jordan	32-32	974:05	30.4	127-315	.403	37-115	.322	85-106	.802	48	159	207	6.5	77	2	62	78	10	48	376	11.8
10	STUTE, Myles	32-26	745:43	23.3	87-195	.446	70-161	.435	28-41	.683	25	88	113	3.5	76	1	12	23	10	21	272	8.5
3	CHATMAN, Rodney	12-11	285:41	23.8	30-72	.417	19-47	.404	19-26	.731	1	27	28	2.3	33	1	17	15	1	10	98	8.2
21	ROBBINS, Liam	11-6	187:07	17.0	23-56	.411	6-21	.286	14-24	.583	4	34	38	3.5	29	2	6	15	20	4	66	6.0
12	THOMAS, Trey	32-0	582:04	18.2	60-170	.353	45-134	.336	21-25	.840	5	34	39	1.2	33	0	29	33	1	14	186	5.8
42	MILLORA-BROWN, Quentin	32-30	794:56	24.8	66-104	.635	0-0	.000	40-82	.488	77	104	181	5.7	80	2	41	31	33	16	172	5.4
23	MANN, Jamaire	23-1	361:30	15.7	38-77	.494	2-13	.154	39-67	.582	33	53	86	3.7	41	0	6	12	12	18	117	5.1
0	LAWRENCE, Tyrin	30-13	454:04	15.1	37-95	.389	8-43	.186	22-32	.688	9	60	69	2.3	37	0	24	31	4	17	104	3.5
1	DANIELS, Peyton	3-0	38:36	12.9	3-13	.231	2-8	.250	1-2	.500	1	10	11	3.7	1	0	4	4	0	0	9	3.0
5	DEZONIE, Shane	31-2	355:53	11.5	29-61	.475	14-24	.583	12-15	.800	10	43	53	1.7	41	0	21	32	1	12	84	2.7
33	WEIKERT, Drew	14-5	131:41	9.4	11-22	.500	7-17	.412	4-4	1.000	0	8	8	0.6	9	0	7	3	0	9	33	2.4
15	FRANK, Terren	29-0	305:54	10.5	24-68	.353	5-26	.192	8-13	.615	17	32	49	1.7	34	0	6	18	5	7	61	2.1
22	CALTON, Graham	4-0	11:55	3.0	1-3	.333	1-3	.333	0-0	.000	0	1	1	0.3	1	0	0	0	0	1	3	0.8
11	DOULSEY, Gabe	22-2	141:46	6.4	6-34	.176	2-27	.074	1-3	.333	2	4	6	0.3	11	0	4	7	1	0	15	0.7
20	ADELMAN, Max	4-0	09:24	2.4	0-2	.000	0-1	.000	0-0	.000	0	2	2	0.5	0	0	2	0	0	0	0	0.0
Team											45	47	92				19					
Total		32	6425		745-1756	.424	275-811	.339	487-704	.692	303	792	1095	34.2	584	9	376	432	105	241	2252	70.4
Opponents		32	6425		741-1769	.419	210-709	.296	459-631	.727	316	811	1127	35.2	636	16	412	472	114	214	2151	67.2

Team Statistics

	VANDY	OPP
Scoring	2252	2151
Points per game	70.4	67.2
Scoring margin	+3.2	-
Field goals-att	745-1756	741-1769
Field goal pct	.424	.419
3 point fg-att	275-811	210-709
3-point FG pct	.339	.296
3-pt FG made per game	8.6	6.6
Free throws-att	487-704	459-631
Free throw pct	.692	.727
F-Throws made per game	15.2	14.3
Rebounds	1095	1127
Rebounds per game	34.2	35.2
Rebounding margin	-1.0	-
Assists	376	412
Assists per game	11.8	12.9
Turnovers	432	472
Turnovers per game	13.5	14.8
Turnover margin	+1.3	-
Assist/turnover ratio	0.9	0.9
Steals	241	214
Steals per game	7.5	6.7
Blocks	105	114
Blocks per game	3.3	3.6
Winning streak	3	-
Home win streak	0	-
Attendance	108143	122611
Home games-Avg/Game	17-6361	12-10218
Neutral site-Avg/Game	-	3-7707

Team Results

Date	Opponent		Score	Att.
11/10/2021	Alabama St.	W	91-72	5459
11/14/2021	Texas St.	W	79-60	5642
11/17/2021	VCU	L	37-48	5768
11/20/2021	Winthrop	W	77-63	5179
11/24/2021	at Pittsburgh	W	68-52	7460
11/29/2021	Mississippi Val.	W	75-36	5181
12/04/2021	at SMU	L	72-84	3835
12/07/2021	Temple	Lot	68-72	5239
12/10/2021	Loyola Chicago	L	58-69	7002
12/18/2021	Austin Peay	W	77-51	6186
12/22/2021	at Hawaii	W	68-54	4463
12/23/2021	vs BYU	W	69-67	3880
01/04/2022	at Arkansas	W	75-74	19200
01/08/2022	South Carolina	L	70-72	5581
01/11/2022	Kentucky	L	66-78	8343
01/15/2022	at Georgia	W	73-66	6980
01/18/2022	Tennessee	L	60-68	7588
01/22/2022	at Florida	L	42-61	10345
01/26/2022	at South Carolina	L	61-70	8768
01/29/2022	Georgia	W	85-77	6887
02/02/2022	at Kentucky	L	70-77	19418
02/05/2022	LSU	W	75-66	7381
02/08/2022	Missouri	W	70-62	6406
02/12/2022	at Tennessee	L	64-73	20019
02/16/2022	at Auburn	L	80-94	9121
02/19/2022	Texas A&M	W	72-67	6702
02/22/2022	Alabama	L	72-74	7041
02/26/2022	at Mississippi St.	L	69-74	6829
03/01/2022	Florida	L	78-82	6558
03/05/2022	at Ole Miss	W	63-61	6173
03/09/2022	vs Georgia	W	86-51	7121
03/10/2022	vs Alabama	W	82-76	12121

SEC STATS

Game Records

Record	Overall	Home	Away	Neutral
ALL GAMES	7-11	4-5	3-6	0-0
CONFERENCE	7-11	4-5	3-6	0-0
NON-CONFERENCE	0-0	0-0	0-0	0-0

Score by Periods

Team	1st	2nd	OT	TOT
Vanderbilt	588	657	0	1245
Opponents	612	684	0	1296

Team Box Score

No.	Player				Total		3-Point		F-Throw		Rebounds											
		GP-GS	MIN	AVG	FG-FGA	FG%	3FG-3FGA	3FG%	FT-FTA	FT%	OFF	DEF	TOT	AVG	PF	DQ	A	TO	BLK	STL	PTS	AVG
2	PIPPEN JR., Scotty	18-18	612:24	34.0	118-265	.445	33-94	.351	130-174	.747	13	50	63	3.5	54	1	97	77	4	39	399	22.2
4	WRIGHT, Jordan	18-18	553:06	30.7	69-169	.408	20-62	.323	43-57	.754	21	95	116	6.4	46	1	41	48	5	28	201	11.2
3	CHATMAN, Rodney	7-7	197:52	28.3	21-48	.438	14-31	.452	13-16	.813	1	20	21	3.0	16	0	9	9	0	8	69	9.9
10	STUTE, Myles	18-14	458:49	25.5	46-108	.426	39-91	.429	18-25	.720	14	51	65	3.6	46	1	6	15	2	12	149	8.3
21	ROBBINS, Liam	9-4	164:10	18.2	21-47	.447	6-18	.333	14-24	.583	4	29	33	3.7	23	1	5	9	17	4	62	6.9
12	THOMAS, Trey	18-0	328:35	18.3	35-89	.393	30-73	.411	6-7	.857	1	18	19	1.1	17	0	10	23	0	5	106	5.9
42	MILLORA-BROWN, Quentin	18-18	473:29	26.3	37-57	.649	0-0	.000	27-59	.458	41	58	99	5.5	53	2	20	20	21	11	101	5.6
23	MANN, Jamaine	11-0	169:06	15.4	16-38	.421	2-7	.286	19-34	.559	12	21	33	3.0	19	0	4	9	7	12	53	4.8
33	WEIKERT, Drew	9-5	103:56	11.5	8-16	.500	4-11	.364	2-2	1.000	0	8	8	0.9	8	0	3	3	0	7	22	2.4
0	LAWRENCE, Tyrin	16-4	204:30	12.8	13-34	.382	4-18	.222	2-8	.250	3	32	35	2.2	18	0	11	16	2	7	32	2.0
5	DEZONIE, Shane	17-2	161:41	9.5	11-23	.478	4-7	.571	3-5	.600	2	18	20	1.2	24	0	9	14	0	3	29	1.7
15	FRANK, Terren	16-0	111:33	7.0	9-24	.375	1-8	.125	0-0	.000	6	8	14	0.9	14	0	2	10	2	1	19	1.2
11	DORSEY, Gabe	9-0	60:51	6.8	1-10	.100	0-9	.000	1-2	.500	0	2	2	0.2	8	0	2	3	0	0	3	0.3
Team											19	27	46				10					
Total		18	3600		405-928	.436	157-429	.366	278-413	.673	137	437	574	31.9	346	6	219	266	60	137	1245	69.2
Opponents		18	3600		452-1013	.446	109-368	.296	283-390	.726	179	447	626	34.8	364	10	246	238	69	141	1296	72.0

Team Statistics

	VANDY	OPP
Scoring	1245	1296
Points per game	69.2	72.0
Scoring margin	-2.8	-
Field goals-att	405-928	452-1013
Field goal pct	.436	.446
3 point fg-att	157-429	109-368
3-point FG pct	.366	.296
3-pt FG made per game	8.7	6.1
Free throws-att	278-413	283-390
Free throw pct	.673	.726
F-Throws made per game	15.4	15.7
Rebounds	574	626
Rebounds per game	31.9	34.8
Rebounding margin	-2.9	-
Assists	219	246
Assists per game	12.2	13.7
Turnovers	266	238
Turnovers per game	14.8	13.2
Turnover margin	-1.6	-
Assist/turnover ratio	0.8	1.0
Steals	137	141
Steals per game	7.6	7.8
Blocks	60	69
Blocks per game	3.3	3.8
Winning streak	1	-
Home win streak	0	-
Attendance	62487	106853
Home games-Avg/Game	9-6943	9-11873
Neutral site-Avg/Game	-	0-0

Team Results

Date	Opponent		Score	Att.
01/04/2022	at Arkansas	W	75-74	19200
01/08/2022	South Carolina	L	70-72	5581
01/11/2022	Kentucky	L	66-78	8343
01/15/2022	at Georgia	W	73-66	6980
01/18/2022	Tennessee	L	60-68	7588
01/22/2022	at Florida	L	42-61	10345
01/26/2022	at South Carolina	L	61-70	8768
01/29/2022	Georgia	W	85-77	6887
02/02/2022	at Kentucky	L	70-77	19418
02/05/2022	LSU	W	75-66	7381
02/08/2022	Missouri	W	70-62	6406
02/12/2022	at Tennessee	L	64-73	20019
02/16/2022	at Auburn	L	80-94	9121
02/19/2022	Texas A&M	W	72-67	6702
02/22/2022	Alabama	L	72-74	7041
02/26/2022	at Mississippi St.	L	69-74	6829
03/01/2022	Florida	L	78-82	6558
03/05/2022	at Ole Miss	W	63-61	6173

VANDERBILT GAME-BY-GAME STATS

Opponent	Date	Score	Total		3-Pointers		Free throws		Rebounds				PF	A	TO	BLK	STL	PTS	AVG	
			FG-FGA	PCT	3FG-3FGA	PCT	FT-FTA	PCT	OFF	DEF	TOT	AVG								
Alabama St.	11/10/2021	91-72	W	29-64	.453	8-28	.286	25-33	.758	17	21	38	38.0	17	17	15	3	11	91	91.0
Texas St.	11/14/2021	79-60	W	24-54	.444	12-27	.444	19-25	.760	7	26	33	35.5	18	13	8	1	3	79	85.0
VCU	11/17/2021	37-48	L	12-53	.226	2-25	.080	11-17	.647	16	22	38	36.3	15	5	21	6	8	37	69.0
Winthrop	11/20/2021	77-63	W	29-59	.492	8-27	.296	11-20	.550	10	29	39	37.0	9	13	13	4	7	77	71.0
at Pittsburgh	11/24/2021	68-52	W	25-52	.481	10-25	.400	8-11	.727	6	24	30	35.6	15	13	10	2	8	68	70.4
Mississippi Val.	11/29/2021	75-36	W	24-55	.436	11-28	.393	16-21	.762	10	35	45	37.2	10	12	15	5	10	75	71.2
at SMU	12/04/2021	72-84	L	23-62	.371	11-31	.355	15-19	.789	19	24	43	38.0	17	16	15	3	5	72	71.3
Temple	12/07/2021	68-72	Lot	24-71	.338	4-26	.154	16-24	.667	16	26	42	38.5	27	4	9	2	7	68	70.9
Loyola Chicago	12/10/2021	58-69	L	20-57	.351	3-19	.158	15-19	.789	11	22	33	37.9	11	3	5	1	5	58	69.4
Austin Peay	12/18/2021	77-51	W	28-62	.452	11-31	.355	10-14	.714	18	23	41	38.2	15	13	12	4	8	77	70.2
at Hawaii	12/22/2021	68-54	W	25-57	.439	5-22	.227	13-16	.813	10	21	31	37.5	22	7	13	1	10	68	70.0
vs BYU	12/23/2021	69-67	W	24-61	.393	8-26	.308	13-18	.722	9	22	31	37.0	16	12	10	4	8	69	69.9
at Arkansas	01/04/2022	75-74	W	23-52	.442	10-25	.400	19-26	.731	8	27	35	36.8	26	13	17	1	7	75	70.3
South Carolina	01/08/2022	70-72	L	18-46	.391	8-22	.364	26-36	.722	9	17	26	36.1	20	13	19	4	13	70	70.3
Kentucky	01/11/2022	66-78	L	24-56	.429	12-30	.400	6-10	.600	4	22	26	35.4	13	9	8	5	7	66	70.0
at Georgia	01/15/2022	73-66	W	27-56	.482	9-30	.300	10-19	.526	7	21	28	34.9	13	17	9	4	8	73	70.2
Tennessee	01/18/2022	60-68	L	18-49	.367	8-26	.308	16-23	.696	9	25	34	34.9	26	7	21	4	9	60	69.6
at Florida	01/22/2022	42-61	L	13-45	.289	4-23	.174	12-23	.522	10	24	34	34.8	15	8	12	2	5	42	68.1
at South Carolina	01/26/2022	61-70	L	21-47	.447	7-17	.412	12-19	.632	4	25	29	34.5	19	12	16	3	7	61	67.7
Georgia	01/29/2022	85-77	W	28-55	.509	12-23	.522	17-28	.607	6	23	29	34.3	21	17	8	4	5	85	68.6
at Kentucky	02/02/2022	70-77	L	24-52	.462	7-16	.438	15-23	.652	7	30	37	34.4	25	8	18	1	5	70	68.6
LSU	02/05/2022	75-66	W	26-57	.456	13-31	.419	10-17	.588	9	22	31	34.2	17	18	14	3	8	75	68.9
Missouri	02/08/2022	70-62	W	19-45	.422	8-18	.444	24-35	.686	12	26	38	34.4	14	9	15	5	6	70	69.0
at Tennessee	02/12/2022	64-73	L	20-49	.408	10-27	.370	14-20	.700	4	27	31	34.3	23	10	13	2	3	64	68.8
at Auburn	02/16/2022	80-94	L	25-56	.446	5-19	.263	25-32	.781	8	18	26	33.9	23	7	16	3	14	80	69.2
Texas A&M	02/19/2022	72-67	W	24-53	.453	4-19	.211	20-29	.690	9	26	35	34.0	20	12	20	10	13	72	69.3
Alabama	02/22/2022	72-74	L	19-53	.358	7-21	.333	27-36	.750	12	25	37	34.1	21	12	16	4	12	72	69.4
at Mississippi St.	02/26/2022	69-74	L	24-52	.462	9-29	.310	12-17	.706	9	24	33	34.0	22	19	18	1	5	69	69.4
Florida	03/01/2022	78-82	L	30-53	.566	15-29	.517	3-6	.500	5	25	30	33.9	18	16	15	2	6	78	69.7
at Ole Miss	03/05/2022	63-61	W	22-52	.423	9-24	.375	10-14	.714	5	30	35	33.9	10	12	11	2	4	63	69.5
vs Georgia	03/09/2022	86-51	W	32-68	.471	16-41	.390	6-9	.667	12	31	43	34.2	22	16	9	6	4	86	70.0
vs Alabama	03/10/2022	82-76	W	21-53	.396	9-26	.346	31-45	.689	5	29	34	34.2	24	13	11	3	10	82	70.4
Total		2252		745-1756	.424	275-811	.339	487-704	.692	303	792	1095	34.2	584	376	432	105	241	2252	70.4
Opponents		2151		741-1769	.419	210-709	.296	459-631	.727	316	811	1127	35.2	636	412	472	114	214	2151	67.2

Vanderbilt Averages

Games Played	Points/game	FG Pct	3FG Pct	FT Pct	Rebounds/game	Assists/game	Turnovers/game	Assist/Turnover ratio	Steals/game	Blocks/game
32	70.4	42.4	33.9	69.2	34.2	11.8	13.5	0.9	7.5	3.3

OPPONENT GAME-BY-GAME STATS

Opponent	Date	Score	Total		3-Pointers		Free throws		Rebounds				PF	A	TO	BLK	STL	PTS	AVG	
			FG-FGA	PCT	3FG-3FGA	PCT	FT-FTA	PCT	OFF	DEF	TOT	AVG								
Alabama St.	11/10/2021	91-72	W	26-52	.500	6-19	.316	14-17	.824	6	22	28	28.0	24	7	24	5	8	72	72.0
Texas St.	11/14/2021	79-60	W	18-53	.340	8-21	.381	16-18	.889	10	25	35	31.5	20	11	14	1	2	60	66.0
VCU	11/17/2021	37-48	L	17-52	.327	6-19	.316	8-12	.667	14	29	43	35.3	22	9	22	7	8	48	60.0
Winthrop	11/20/2021	77-63	W	24-56	.429	10-29	.345	5-7	.714	4	26	30	34.0	21	13	19	0	3	63	60.8
at Pittsburgh	11/24/2021	68-52	W	18-50	.360	2-15	.133	14-19	.737	9	21	30	33.2	11	9	13	3	5	52	59.0
Mississippi Val.	11/29/2021	75-36	W	11-55	.200	5-28	.179	9-12	.750	8	22	30	32.7	17	7	17	3	6	36	55.2
at SMU	12/04/2021	72-84	L	30-63	.476	9-30	.300	15-21	.714	14	23	37	33.3	20	21	7	6	11	84	59.3
Temple	12/07/2021	68-72	Lot	18-51	.353	6-21	.286	30-37	.811	11	38	49	35.3	24	9	16	9	5	72	60.9
Loyola Chicago	12/10/2021	58-69	L	25-51	.490	17-37	.459	2-6	.333	6	28	34	35.1	20	19	11	3	3	69	61.8
Austin Peay	12/18/2021	77-51	W	19-53	.358	6-26	.231	7-7	1.000	11	19	30	34.6	13	12	18	2	4	51	60.7
at Hawaii	12/22/2021	68-54	W	21-48	.438	8-25	.320	4-9	.444	7	22	29	34.1	16	10	21	1	2	54	60.1
vs BYU	12/23/2021	69-67	W	24-58	.414	8-20	.400	11-15	.733	13	30	43	34.8	22	13	19	4	6	67	60.7
at Arkansas	01/04/2022	75-74	W	25-54	.463	6-22	.273	18-28	.643	8	20	28	34.3	20	14	14	4	11	74	61.7
South Carolina	01/08/2022	70-72	L	28-51	.549	3-17	.176	13-18	.722	7	23	30	34.0	28	15	22	5	11	72	62.4
Kentucky	01/11/2022	66-78	L	31-59	.525	6-12	.500	10-16	.625	12	30	42	34.5	14	15	9	2	3	78	63.5
at Georgia	01/15/2022	73-66	W	26-58	.448	6-20	.300	8-10	.800	11	27	38	34.8	16	15	17	2	2	66	63.6
Tennessee	01/18/2022	60-68	L	19-56	.339	5-23	.217	25-29	.862	14	26	40	35.1	23	9	14	6	14	68	63.9
at Florida	01/22/2022	42-61	L	23-60	.383	9-36	.250	6-13	.462	16	26	42	35.4	19	12	8	3	9	61	63.7
at South Carolina	01/26/2022	61-70	L	27-61	.443	7-23	.304	9-21	.429	15	26	41	35.7	19	15	12	6	8	70	64.1
Georgia	01/29/2022	85-77	W	28-54	.519	4-17	.235	17-21	.810	5	27	32	35.6	23	17	13	0	3	77	64.7
at Kentucky	02/02/2022	70-77	L	22-57	.386	8-18	.444	25-35	.714	8	22	30	35.3	17	16	10	5	8	77	65.3
LSU	02/05/2022	75-66	W	21-47	.447	3-14	.214	21-29	.724	7	24	31	35.1	18	6	16	2	9	66	65.3
Missouri	02/08/2022	70-62	W	25-61	.410	5-25	.200	7-12	.583	12	19	31	34.9	27	9	11	6	8	62	65.2
at Tennessee	02/12/2022	64-73	L	22-60	.367	7-22	.318	22-31	.710	15	26	41	35.2	16	16	9	5	5	73	65.5
at Auburn	02/16/2022	80-94	L	31-53	.585	11-22	.500	21-26	.808	6	27	33	35.1	26	20	17	9	8	94	66.6
Texas A&M	02/19/2022	72-67	W	22-57	.386	5-22	.227	18-23	.783	12	27	39	35.2	25	12	20	1	13	67	66.7
Alabama	02/22/2022	72-74	L	22-58	.379	8-28	.286	22-25	.880	14	27	41	35.4	25	13	18	8	8	74	66.9
at Mississippi St.	02/26/2022	69-74	L	25-50	.500	1-6	.167	23-32	.719	7	22	29	35.2	19	14	12	1	11	74	67.2
Florida	03/01/2022	78-82	L	30-58	.517	10-21	.476	12-14	.857	5	20	25	34.9	12	13	8	3	6	82	67.7
at Ole Miss	03/05/2022	63-61	W	25-59	.424	5-20	.250	6-7	.857	5	28	33	34.8	17	15	8	1	4	61	67.5
vs Georgia	03/09/2022	86-51	W	14-47	.298	2-17	.118	21-27	.778	6	25	31								

O



O • TYRIN LAWRENCE
 Sophomore • G • 6-4 • 195
 Monticello, Ga. (Morgan County)

SEASON	TEAM	GP-GS		MIN/AVG		Field Goals		3-Point		F-Throws		Rebounds				Scoring									
		GP	GS	MIN	AVG	FG-FGA	FG%	3FG-3FGA	3FG%	FT-FTA	FT%	OFF	DEF	TOT	AVG	PF	FO	A	TO	BLK	STL	PTS	AVG		
2020-21	Vandy	7	5	90	12.8	9	18	.500	0	6	.000	2	3	6	10	16	2.3	5	0	9	5	0	4	20	2.9
2021-22	Vandy	30	13	454	15.1	37	95	.389	8	43	.186	22	32	9	60	69	2.3	37	0	24	31	4	17	104	3.5
TOTAL		37	18	544	14.7	46	113	.407	8	49	.163	24	35	15	70	85	2.3	42	0	33	36	4	21	124	3.4

Single Game Highs

Statistic	Value	
Points	20	vs Winthrop 11/20/21
Rebounds	5	4 times
Assists	4	vs Mississippi Val. 12/13/20
Steals	3	vs VCU 11/17/21, vs Mississippi Val. 11/29/21
Blocks	1	4 times
FG Made	7	vs Winthrop 11/20/21
FG Attempts	12	vs Loyola Chicago 12/10/21
3FG Made	2	vs Winthrop 11/20/21
3FG Attempts	3	8 times
FT Made	4	vs Winthrop 11/20/21, vs Mississippi Val. 11/29/21
FT Attempts	7	vs Winthrop 11/20/21

Opponent	Date	GS	MIN	Total		3-Pointers		Free throws		Rebounds				PF	A	TO	BLK	STL	PTS	AVG	
				FG-FGA	PCT	3FG-3FGA	PCT	FT-FTA	PCT	OFF	DEF	TOT	AVG								
Alabama St.	11/10/2021	*	15:53	2-4	.500	0-1	.000	0-0	.000	1	4	5	5.0	1	1	1	0	0	4	4.0	
Texas St.	11/14/2021	*	15:49	1-2	.500	0-1	.000	2-3	.667	0	1	1	3.0	2	2	1	0	0	4	4.0	
VCU	11/17/2021	*	20:17	1-4	.250	0-3	.000	2-2	1.000	0	2	2	2.7	2	1	1	1	3	4	4.0	
Winthrop	11/20/2021	*	31:18	7-9	.778	2-2	1.000	4-7	.571	2	3	5	3.3	0	2	0	0	0	20	8.0	
at Pittsburgh	11/24/2021	*	26:54	4-7	.571	0-3	.000	1-1	1.000	1	3	4	3.4	3	3	2	0	1	9	8.2	
Mississippi Val.	11/29/2021	*	19:54	2-4	.500	0-2	.000	4-4	1.000	0	2	2	3.2	0	2	3	0	3	8	8.2	
at SMU	12/04/2021	*	25:13	1-6	.167	0-3	.000	2-2	1.000	0	2	2	3.0	1	1	3	0	0	4	7.6	
Temple	12/07/2021	*	15:38	0-3	.000	0-1	.000	0-0	.000	1	4	5	3.3	2	0	1	0	0	0	6.6	
Loyola Chicago	12/10/2021	*	32:05	2-12	.167	0-2	.000	3-3	1.000	0	4	4	3.3	2	1	1	0	2	7	6.7	
Austin Peay	12/18/2021		10:08	1-4	.250	1-3	.333	0-0	.000	1	0	1	3.1	0	0	1	1	1	3	6.3	
at Hawaii	12/22/2021		10:27	1-2	.500	0-1	.000	0-0	.000	0	0	0	2.8	1	0	1	0	0	2	5.9	
vs BYU	12/23/2021		06:59	0-0	.000	0-0	.000	0-0	.000	0	1	1	2.7	2	0	0	0	0	0	5.4	
at Arkansas	01/04/2022		15:45	2-5	.400	0-1	.000	1-4	.250	0	5	5	2.8	2	2	0	0	0	5	5.4	
South Carolina	01/08/2022		12:13	1-2	.500	0-1	.000	0-0	.000	0	0	0	2.6	1	1	0	0	1	2	5.1	
Kentucky	01/11/2022		12:32	0-1	.000	0-1	.000	0-0	.000	0	1	1	2.5	0	1	1	0	1	0	4.8	
at Georgia	01/15/2022		20:42	2-5	.400	1-3	.333	1-4	.250	0	3	3	2.6	1	0	1	0	1	6	4.9	
Tennessee	01/18/2022		13:13	1-3	.333	0-2	.000	0-0	.000	0	3	3	2.6	2	0	3	1	1	2	4.7	
at Florida	01/22/2022		08:33	0-0	.000	0-0	.000	0-0	.000	0	1	1	2.5	0	0	0	0	0	0	4.4	
at South Carolina	01/26/2022		04:05	0-0	.000	0-0	.000	0-0	.000	0	1	1	2.4	0	0	0	0	0	0	4.2	
Georgia	01/29/2022		13:39	2-4	.500	1-2	.500	0-0	.000	0	3	3	2.5	2	1	2	0	0	5	4.3	
at Kentucky	02/02/2022		11:36	1-1	1.000	1-1	1.000	0-0	.000	0	2	2	2.4	2	0	1	0	0	3	4.2	
Missouri	02/08/2022		04:05	0-0	.000	0-0	.000	0-0	.000	0	0	0	2.3	0	0	2	0	0	0	4.0	
at Tennessee	02/12/2022		04:03	0-0	.000	0-0	.000	0-0	.000	0	2	2	2.3	0	0	0	0	0	0	3.8	
Texas A&M	02/19/2022		11:58	1-2	.500	0-0	.000	0-0	.000	1	1	2	2.3	1	0	1	0	1	2	3.8	
Alabama	02/22/2022	*	20:50	1-5	.200	0-3	.000	0-0	.000	1	2	3	2.3	3	0	2	0	2	2	3.7	
at Mississippi St.	02/26/2022	*	22:59	0-3	.000	0-2	.000	0-0	.000	1	2	3	2.3	1	3	1	0	0	0	3.5	
Florida	03/01/2022	*	15:10	2-3	.667	1-2	.500	0-0	.000	0	3	3	2.4	2	1	2	0	0	5	3.6	
at Ole Miss	03/05/2022	*	13:06	0-0	.000	0-0	.000	0-0	.000	0	3	3	2.4	1	2	0	1	0	0	3.5	
vs Georgia	03/09/2022		12:31	2-4	.500	1-3	.333	2-2	1.000	0	2	2	2.4	2	0	0	0	0	7	3.6	
vs Alabama	03/10/2022		06:28	0-0	.000	0-0	.000	0-0	.000	0	0	0	2.3	1	0	0	0	0	0	3.5	
Totals			13	454:04	37-95	.389	8-43	.186	22-32	.688	9	60	69	2.3	37	24	31	4	17	104	3.5

Player Averages

Games Played	Minutes/game	Points/game	FG Pct	3FG Pct	FT Pct	Rebounds/game	Assists/game	Turnovers/game	Assist/Turnover ratio	Steals/game	Blocks/game
30	15.1	3.5	38.9	18.6	68.8	2.3	0.8	1.0	0.8	0.6	0.1

2



SCOTTY PIPPIN JR.
Junior • G • 6-3 • 185
Los Angeles, Calif. (Sierra Canyon)

SEASON	TEAM	GP-GS	MIN/AVG	Field Goals		3-Point		F-Throws		Rebounds				Scoring						
				FG-FGA	FG%	3FG-3FGA	3FG%	FT-FTA	FT%	OFF	DEF	TOT	AVG	PF-FO	A	TO	BLK	STL	PTS	AVG
2019-20	Vandy	32-31	952/29.8	108-275	.393	34-94	.362	134-189	.709	16	72	88	2.8	97-4	114	86	4	35	384	12.0
2020-21	Vandy	22-22	699/31.8	136-318	.428	43-120	.358	142-167	.850	22	41	63	2.9	54-3	107	84	4	39	457	20.8
2021-22	Vandy	32-32	1045/32.6	203-469	.433	57-171	.333	193-264	.731	26	86	112	3.5	81-1	135	111	7	64	656	20.5
TOTAL		86-85	2696/31.3	447-1062	.421	134-385	.348	469-620	.756	64	199	263	3.1	232-8	356	281	15	138	1497	17.4

Single Game Highs

Statistic	Value	
Points	36	at Cincinnati 03/04/21
Rebounds	8	at Kentucky 01/05/21, at South Carolina 01/26/22
Assists	12	vs Mississippi St. 01/09/21
Steals	6	vs Alabama 02/22/22
Blocks	2	vs Florida 12/30/20
FG Made	12	at Florida 01/27/21
FG Attempts	23	at Kentucky 02/02/22
3FG Made	8	at SMU 12/04/21
3FG Attempts	14	at SMU 12/04/21
FT Made	15	vs South Carolina 03/07/20, vs Texas A&M 03/10/21, vs Alabama 03/10/22
FT Attempts	21	vs Alabama 03/10/22

Opponent	Date	GS	MIN	Total		3-Pointers		Free throws		Rebounds				PF	A	TO	BLK	STL	PTS	AVG
				FG-FGA	PCT	3FG-3FGA	PCT	FT-FTA	PCT	OFF	DEF	TOT	AVG							
Alabama St.	11/10/2021	*	23:58	5-10	.500	1-4	.250	4-5	.800	0	2	2	2.0	1	2	4	0	4	15	15.0
Texas St.	11/14/2021	*	34:16	10-17	.588	4-8	.500	6-7	.857	0	2	2	2.0	2	3	1	0	1	30	22.5
VCU	11/17/2021	*	35:46	2-10	.200	0-3	.000	4-6	.667	2	5	7	3.7	3	2	5	1	2	8	17.7
Winthrop	11/20/2021	*	31:58	6-14	.429	1-5	.200	0-0	.000	1	3	4	3.8	0	2	2	1	0	13	16.5
at Pittsburgh	11/24/2021	*	31:23	5-12	.417	1-5	.200	0-2	.000	0	5	5	4.0	3	5	2	0	3	11	15.4
Mississippi Val.	11/29/2021	*	25:18	4-10	.400	1-3	.333	3-4	.750	0	4	4	4.0	1	5	2	0	1	12	14.8
at SMU	12/04/2021	*	35:31	8-21	.381	8-14	.571	5-7	.714	2	2	4	4.0	2	3	3	0	2	29	16.9
Temple	12/07/2021	*	29:22	6-15	.400	2-7	.286	2-5	.400	0	5	5	4.1	4	1	2	0	1	16	16.8
Loyola Chicago	12/10/2021	*	35:45	7-18	.389	1-6	.167	8-10	.800	2	3	5	4.2	1	0	1	0	1	23	17.4
Austin Peay	12/18/2021	*	26:54	5-14	.357	2-8	.250	4-6	.667	2	2	4	4.2	0	2	3	0	2	16	17.3
at Hawaii	12/22/2021	*	34:16	8-16	.500	0-4	.000	5-6	.833	1	2	3	4.1	1	2	3	0	4	21	17.6
vs BYU	12/23/2021	*	27:40	8-16	.500	1-3	.333	6-9	.667	0	0	0	3.8	3	3	4	0	1	23	18.1
at Arkansas	01/04/2022	*	34:45	6-11	.545	1-2	.500	9-12	.750	1	2	3	3.7	5	3	7	0	0	22	18.4
South Carolina	01/08/2022	*	34:03	4-11	.364	0-3	.000	9-10	.900	1	2	3	3.6	2	6	7	0	0	17	18.3
Kentucky	01/11/2022	*	32:07	11-18	.611	6-11	.545	4-8	.500	1	1	2	3.5	1	4	3	0	3	32	19.2
at Georgia	01/15/2022	*	31:53	3-12	.250	0-5	.000	7-8	.875	0	0	0	3.3	3	7	3	0	3	13	18.8
Tennessee	01/18/2022	*	30:19	3-10	.300	2-4	.500	10-13	.769	2	3	5	3.4	4	2	4	0	2	18	18.8
at Florida	01/22/2022	*	20:43	1-10	.100	1-5	.200	3-6	.500	2	2	4	3.4	3	1	1	1	0	6	18.1
at South Carolina	01/26/2022	*	36:46	8-17	.471	1-4	.250	7-8	.875	1	7	8	3.7	2	5	7	0	2	24	18.4
Georgia	01/29/2022	*	31:25	7-14	.500	2-5	.400	7-10	.700	0	1	1	3.6	2	9	2	1	2	23	18.6
at Kentucky	02/02/2022	*	36:53	11-23	.478	2-5	.400	9-12	.750	0	6	6	3.7	2	5	6	0	0	33	19.3
LSU	02/05/2022	*	32:58	2-12	.167	0-6	.000	3-4	.750	0	3	3	3.6	3	9	2	0	4	7	18.7
Missouri	02/08/2022	*	34:31	6-13	.462	2-4	.500	5-9	.556	0	1	1	3.5	3	4	4	1	3	19	18.7
at Tennessee	02/12/2022	*	34:27	8-15	.533	0-2	.000	7-10	.700	2	1	3	3.5	4	6	5	0	1	23	18.9
at Auburn	02/16/2022	*	36:09	7-18	.389	1-6	.167	14-16	.875	1	4	5	3.6	3	6	3	0	5	29	19.3
Texas A&M	02/19/2022	*	38:06	8-16	.500	1-3	.333	7-9	.778	0	6	6	3.7	4	5	4	1	2	24	19.5
Alabama	02/22/2022	*	36:19	5-13	.385	2-5	.400	14-18	.778	1	1	2	3.6	4	8	4	0	6	26	19.7
at Mississippi St.	02/26/2022	*	37:26	10-16	.625	4-9	.444	8-9	.889	1	3	4	3.6	4	4	5	0	2	32	20.2
Florida	03/01/2022	*	35:56	11-18	.611	5-7	.714	2-5	.400	0	3	3	3.6	3	7	3	0	3	29	20.5
at Ole Miss	03/05/2022	*	37:38	7-18	.389	3-8	.375	5-7	.714	0	4	4	3.6	2	6	7	0	1	22	20.5
vs Georgia	03/09/2022	*	23:02	6-12	.500	1-3	.333	1-2	.500	1	1	2	3.5	3	1	1	1	2	14	20.3
vs Alabama	03/10/2022	*	37:07	5-19	.263	1-4	.250	15-21	.714	2	0	2	3.5	3	7	1	0	1	26	20.5
Totals		32	1044:41	203-469	.433	57-171	.333	193-264	.731	26	86	112	3.5	81	135	111	7	64	656	20.5

Player Averages

Games Played	Minutes/game	Points/game	FG Pct	3FG Pct	FT Pct	Rebounds/game	Assists/game	Turnovers/game	Assist/Turnover ratio	Steals/game	Blocks/game
32	32.6	20.5	43.3	33.3	73.1	3.5	4.2	3.5	1.2	2.0	0.2

3



RODNEY CHATMAN

Graduate • G • 6-1 • 215
Lithonia, Ga. (U of Dayton)

SEASON	TEAM	GP-GS	MIN/AVG	Field Goals		3-Point		F-Throws		Rebounds				Scoring						
				FG-FGA	FG%	3FG-3FGA	3FG%	FT-FTA	FT%	OFF	DEF	TOT	AVG	PF-FO	A	TO	BLK	STL	PTS	AVG
2016-17	UTC	31-3	623/20.1	51-139	.367	9-35	.257	52-72	.722	6	60	66	2.1	74-0	69	66	2	25	163	5.3
2017-18	UTC	30-28	970/32.3	131-289	.453	43-127	.339	93-119	.782	9	115	124	4.1	88-3	135	89	14	35	398	13.3
2019-20	UD	31-31	829/26.8	76-188	.404	36-100	.360	51-71	.718	11	65	76	2.5	86-2	99	63	4	39	239	7.7
2020-21	UD	12-11	389/32.4	36-81	.444	6-27	.222	17-32	.531	2	29	31	2.6	35-2	45	39	2	21	95	7.9
2021-22	Vandy	12-11	286/23.8	30-72	.417	19-47	.404	19-26	.731	1	27	28	2.3	33-1	17	15	1	10	98	8.2
TOTAL FOR Vandy		12-11	286/23.8	30-72	.417	19-47	.404	19-26	.731	1	27	28	2.3	33-1	17	15	1	10	98	8.2
TOTAL		116-84	3097/26.7	324-769	.421	113-336	.336	232-320	.725	29	296	325	2.8	316-8	365	272	23	130	993	8.6

Single Game Highs

Statistic	Value	
Points	26	at ETSU 02/03/18
Rebounds	9	at Wyoming 11/10/17, vs UNC Greensboro 01/29/18
Assists	14	at Jacksonville St. 12/21/17
Steals	5	vs Ole Miss 12/19/20
Blocks	3	at Jacksonville St. 12/21/17, vs The Citadel 02/08/18
FG Made	9	at ETSU 02/03/18, vs LSU 02/05/22
FG Attempts	16	at Akron 11/28/17, vs Charlotte 12/10/17
3FG Made	6	vs LSU 02/05/22
3FG Attempts	10	vs LSU 02/05/22
FT Made	9	vs Samford 03/02/18, vs UNC Greensboro 01/29/18, vs Mercer 02/10/18
FT Attempts	11	vs UNC Greensboro 01/29/18

Opponent	Date	GS	MIN	Total		3-Pointers		Free throws		Rebounds				PF	A	TO	BLK	STL	PTS	AVG	
				FG-FGA	PCT	3FG-3FGA	PCT	FT-FTA	PCT	OFF	DEF	TOT	AVG								
Austin Peay	12/18/2021		15:55	1-4	.250	0-1	.000	0-0	.000	0	0	0	0.0	2	2	2	0	0	2	2.0	
at Hawaii	12/22/2021	*	17:24	1-4	.250	1-4	.250	0-0	.000	0	2	2	1.0	4	1	1	0	0	3	2.5	
vs BYU	12/23/2021	*	24:21	1-4	.250	1-3	.333	1-2	.500	0	2	2	1.3	3	2	0	1	1	4	3.0	
at Arkansas	01/04/2022	*	24:27	3-5	.600	2-3	.667	3-4	.750	1	2	3	1.8	4	2	2	0	2	11	5.0	
South Carolina	01/08/2022	*	24:24	0-1	.000	0-0	.000	1-2	.500	0	2	2	1.8	2	1	1	0	2	1	4.2	
Georgia	01/29/2022	*	20:29	4-8	.500	2-5	.400	2-2	1.000	0	4	4	2.2	1	1	0	0	1	12	5.5	
at Kentucky	02/02/2022	*	28:44	0-3	.000	0-1	.000	0-0	.000	0	1	1	2.0	4	2	3	0	2	0	4.7	
LSU	02/05/2022	*	34:38	9-14	.643	6-10	.600	0-0	.000	0	3	3	2.1	2	2	2	0	0	24	7.1	
Missouri	02/08/2022	*	30:56	2-7	.286	1-4	.250	5-6	.833	0	6	6	2.6	0	1	1	0	1	10	7.4	
at Tennessee	02/12/2022	*	34:14	3-10	.300	3-8	.375	2-2	1.000	0	2	2	2.5	3	0	0	0	0	11	7.8	
vs Georgia	03/09/2022	*	10:20	3-7	.429	1-4	.250	1-1	1.000	0	1	1	2.4	3	2	1	0	0	8	7.8	
vs Alabama	03/10/2022	*	19:48	3-5	.600	2-4	.500	4-7	.571	0	2	2	2.3	5	1	2	0	1	12	8.2	
Totals			11	285:41	30-72	.417	19-47	.404	19-26	.731	1	27	28	2.3	33	17	15	1	10	98	8.2

Player Averages

Games Played	Minutes/game	Points/game	FG Pct	3FG Pct	FT Pct	Rebounds/game	Assists/game	Turnovers/game	Assist/Turnover ratio	Steals/game	Blocks/game
12	23.8	8.2	41.7	40.4	73.1	2.3	1.4	1.3	1.1	0.8	0.1

4



JORDAN WRIGHT
Junior • G/F • 6-6 • 215
Baton Rouge, La. (Dunham)

SEASON	TEAM	GP-GS	MIN/AVG	Field Goals		3-Point		F-Throws		Rebounds				Scoring						
				FG-FGA	FG%	3FG-3FGA	3FG%	FT-FTA	FT%	OFF	DEF	TOT	AVG	PF-FO	A	TO	BLK	STL	PTS	AVG
2019-20	Vandy	31-6	512/16.5	59-156	.378	8-53	.151	51-67	.761	29	57	86	2.8	61-0	14	39	8	24	177	5.7
2020-21	Vandy	23-15	564/24.5	77-158	.487	16-37	.432	31-48	.646	32	72	104	4.5	54-1	48	51	8	26	201	8.7
2021-22	Vandy	32-32	974/30.4	127-315	.403	37-115	.322	85-106	.802	48	159	207	6.5	77-2	62	78	10	48	376	11.8
TOTAL		86-53	2050/23.8	263-629	.418	61-205	.298	167-221	.756	109	288	397	4.6	192-3	124	168	26	98	754	8.8

Single Game Highs

Statistic	Value	
Points	28	vs Winthrop 11/20/21
Rebounds	12	at SMU 12/04/21, at Georgia 01/15/22
Assists	6	at Georgia 01/15/22
Steals	6	vs Texas A&M 02/19/22
Blocks	3	vs Texas A&M 02/19/22
FG Made	10	vs Winthrop 11/20/21
FG Attempts	17	vs Temple 12/07/21
3FG Made	5	vs Winthrop 11/20/21
3FG Attempts	7	vs Winthrop 11/20/21, vs South Carolina 01/08/22, at Georgia 01/15/22
FT Made	8	at South Carolina 01/25/20
FT Attempts	10	at South Carolina 01/25/20

Opponent	Date	GS	MIN	Total		3-Pointers		Free throws		Rebounds				PF	A	TO	BLK	STL	PTS	AVG
				FG-FGA	PCT	3FG-3FGA	PCT	FT-FTA	PCT	OFF	DEF	TOT	AVG							
Alabama St.	11/10/2021	*	20:59	6-9	.667	1-1	1.000	3-5	.600	2	2	4	4.0	2	3	2	0	2	16	16.0
Texas St.	11/14/2021	*	30:06	5-11	.455	1-3	.333	5-7	.714	1	3	4	4.0	2	2	1	1	2	16	16.0
VCU	11/17/2021	*	36:10	6-16	.375	1-6	.167	2-2	1.000	3	4	7	5.0	3	1	4	1	0	15	15.7
Winthrop	11/20/2021	*	33:23	10-13	.769	5-7	.714	3-4	.750	2	4	6	5.3	2	2	3	0	2	28	18.8
at Pittsburgh	11/24/2021	*	36:52	3-9	.333	2-5	.400	1-2	.500	0	7	7	5.6	1	2	2	0	1	9	16.8
Mississippi Val.	11/29/2021	*	20:26	2-5	.400	1-3	.333	0-0	.000	2	3	5	5.5	0	0	2	0	2	5	14.8
at SMU	12/04/2021	*	26:14	4-11	.364	0-3	.000	6-6	1.000	5	7	12	6.4	2	2	4	0	0	14	14.7
Temple	12/07/2021	*	36:23	5-17	.294	0-3	.000	6-6	1.000	4	7	11	7.0	5	3	2	0	0	16	14.9
Loyola Chicago	12/10/2021	*	33:46	2-10	.200	1-4	.250	0-0	.000	0	3	3	6.6	2	0	2	0	1	5	13.8
Austin Peay	12/18/2021	*	26:56	2-9	.222	2-4	.500	2-2	1.000	3	2	5	6.4	1	2	1	0	0	8	13.2
at Hawaii	12/22/2021	*	32:06	1-7	.143	0-2	.000	4-4	1.000	1	4	5	6.3	4	0	3	0	4	6	12.5
vs BYU	12/23/2021	*	30:28	5-14	.357	0-5	.000	3-3	1.000	1	3	4	6.1	1	0	1	0	2	13	12.6
at Arkansas	01/04/2022	*	27:35	3-11	.273	0-3	.000	6-6	1.000	2	4	6	6.1	5	4	3	0	2	12	12.5
South Carolina	01/08/2022	*	30:13	5-11	.455	4-7	.571	1-2	.500	0	1	1	5.7	4	0	4	0	3	15	12.7
Kentucky	01/11/2022	*	20:49	0-4	.000	0-1	.000	0-0	.000	0	4	4	5.6	2	1	1	0	0	0	11.9
at Georgia	01/15/2022	*	33:44	8-13	.615	4-7	.571	0-0	.000	1	11	12	6.0	2	6	2	0	2	20	12.4
Tennessee	01/18/2022	*	34:10	5-12	.417	1-5	.200	4-4	1.000	2	3	5	5.9	2	3	2	0	3	15	12.5
at Florida	01/22/2022	*	32:58	2-8	.250	0-3	.000	3-4	.750	0	7	7	6.0	1	3	2	0	3	7	12.2
at South Carolina	01/26/2022	*	31:26	4-9	.444	1-2	.500	1-2	.500	1	2	3	5.8	3	2	3	0	0	10	12.1
Georgia	01/29/2022	*	32:39	4-9	.444	2-3	.667	5-8	.625	2	3	5	5.8	3	3	0	0	1	15	12.3
at Kentucky	02/02/2022	*	32:37	5-9	.556	2-3	.667	2-2	1.000	3	7	10	6.0	1	0	2	0	0	14	12.3
LSU	02/05/2022	*	31:41	5-12	.417	2-6	.333	1-2	.500	0	7	7	6.0	3	4	2	1	1	13	12.4
Missouri	02/08/2022	*	35:09	3-8	.375	1-2	.500	4-4	1.000	1	10	11	6.3	1	0	2	0	0	11	12.3
at Tennessee	02/12/2022	*	29:08	2-8	.250	1-3	.333	1-2	.500	0	6	6	6.3	3	2	3	0	0	6	12.0
at Auburn	02/16/2022	*	25:51	6-12	.500	0-2	.000	3-5	.600	2	4	6	6.2	4	1	3	1	2	15	12.2
Texas A&M	02/19/2022	*	32:17	4-11	.364	0-4	.000	7-9	.778	0	1	1	6.0	0	3	4	3	6	15	12.3
Alabama	02/22/2022	*	30:45	1-6	.167	0-0	.000	1-1	1.000	2	5	7	6.1	4	2	5	0	2	3	11.9
at Mississippi St.	02/26/2022	*	27:19	4-10	.400	2-6	.333	0-1	.000	0	5	5	6.0	4	4	3	0	0	10	11.9
Florida	03/01/2022	*	33:30	3-7	.429	0-4	.000	0-0	.000	2	7	9	6.1	3	3	5	0	3	6	11.7
at Ole Miss	03/05/2022	*	31:15	5-9	.556	0-1	.000	4-5	.800	3	8	11	6.3	1	0	2	0	0	14	11.7
vs Georgia	03/09/2022	*	21:29	4-6	.667	3-4	.750	0-0	.000	2	5	7	6.3	3	2	2	1	1	11	11.7
vs Alabama	03/10/2022	*	35:42	3-9	.333	0-3	.000	7-8	.875	1	10	11	6.5	3	2	1	2	3	13	11.8
Totals		32	974:05	127-315	.403	37-115	.322	85-106	.802	48	159	207	6.5	77	62	78	10	48	376	11.8

Player Averages

Games Played	Minutes/game	Points/game	FG Pct	3FG Pct	FT Pct	Rebounds/game	Assists/game	Turnovers/game	Assist/Turnover ratio	Steals/game	Blocks/game
32	30.4	11.8	40.3	32.2	80.2	6.5	1.9	2.4	0.8	1.5	0.3

5

SEASON	TEAM	GP-GS		MIN/AVG		Field Goals		3-Point		F-Throws		Rebounds				Scoring	
						FG-FGA	FG%	3FG-3FGA	3FG%	FT-FTA	FT%	OFF	DEF	TOT	AVG	PF-FO	A TO BLK STL PTS AVG
2021-22	Vandy	31-2		356/11.5		29-61	.475	14-24	.583	12-15	.800	10	43	53	1.7	41-0	21 32 1 12 84 2.7
TOTAL		31-2		356/11.5		29-61	.475	14-24	.583	12-15	.800	10	43	53	1.7	41-0	21 32 1 12 84 2.7



SHANE DEZONIE
 Freshman • G • 6-5 • 215
 Tobyhanna, Pa. (Brewster Academy)
duh-ZOE-nee

Single Game Highs

Statistic	Value	
Points	10	at Hawaii 12/22/21, vs Georgia 03/09/22
Rebounds	6	vs Mississippi Val. 11/29/21
Assists	2	6 times
Steals	2	4 times
Blocks	1	vs Winthrop 11/20/21
FG Made	4	at Hawaii 12/22/21, vs Georgia 03/09/22
FG Attempts	6	at Hawaii 12/22/21
3FG Made	3	at SMU 12/04/21
3FG Attempts	3	at SMU 12/04/21, at Florida 01/22/22, vs Georgia 03/09/22
FT Made	5	vs Alabama St. 11/10/21
FT Attempts	6	vs Alabama St. 11/10/21

Opponent	Date	GS	MIN	Total		3-Pointers		Free throws		Rebounds				PF	A	TO	BLK	STL	PTS	AVG
				FG-FGA	PCT	3FG-3FGA	PCT	FT-FTA	PCT	OFF	DEF	TOT	AVG							
Alabama St.	11/10/2021		13:48	0-3	.000	0-1	.000	5-6	.833	0	1	1	1.0	3	1	3	0	2	5	5.0
Texas St.	11/14/2021		14:51	1-3	.333	1-2	.500	0-0	.000	0	3	3	2.0	1	0	0	0	0	3	4.0
VCU	11/17/2021		08:04	0-0	.000	0-0	.000	0-0	.000	0	2	2	2.0	0	0	1	0	0	0	2.7
Winthrop	11/20/2021		11:35	0-1	.000	0-1	.000	0-0	.000	0	2	2	2.0	3	2	3	1	0	0	2.0
at Pittsburgh	11/24/2021		07:05	0-1	.000	0-0	.000	0-0	.000	0	0	0	1.6	0	0	1	0	0	0	1.6
Mississippi Val.	11/29/2021		14:21	1-4	.250	1-1	1.000	2-2	1.000	3	3	6	2.3	1	1	3	0	0	5	2.2
at SMU	12/04/2021		25:21	3-5	.600	3-3	1.000	0-0	.000	3	2	5	2.7	2	2	1	0	1	9	3.1
Temple	12/07/2021		13:04	0-1	.000	0-0	.000	0-0	.000	1	0	1	2.5	2	0	2	0	0	0	2.8
Loyola Chicago	12/10/2021		04:34	0-1	.000	0-0	.000	0-0	.000	0	0	0	2.2	0	0	0	0	0	0	2.4
Austin Peay	12/18/2021		14:56	3-4	.750	1-2	.500	0-0	.000	0	3	3	2.3	0	2	0	0	2	7	2.9
at Hawaii	12/22/2021		24:40	4-6	.667	1-2	.500	1-1	1.000	0	3	3	2.4	3	2	2	0	1	10	3.5
vs BYU	12/23/2021		14:39	1-3	.333	1-2	.500	0-0	.000	0	2	2	2.3	1	1	2	0	1	3	3.5
South Carolina	01/08/2022		13:24	0-0	.000	0-0	.000	0-0	.000	1	0	1	2.2	0	2	0	0	2	0	3.2
Kentucky	01/11/2022	*	20:08	2-3	.667	0-0	.000	2-2	1.000	0	4	4	2.4	3	1	1	0	0	6	3.4
at Georgia	01/15/2022	*	11:56	2-2	1.000	1-1	1.000	0-0	.000	0	0	0	2.2	0	0	1	0	0	5	3.5
Tennessee	01/18/2022		02:56	0-0	.000	0-0	.000	0-0	.000	0	0	0	2.1	1	0	1	0	0	0	3.3
at Florida	01/22/2022		21:08	2-5	.400	1-3	.333	0-1	.000	1	3	4	2.2	3	1	2	0	0	5	3.4
at South Carolina	01/26/2022		19:04	1-3	.333	1-1	1.000	0-0	.000	0	2	2	2.2	3	1	3	0	0	3	3.4
Georgia	01/29/2022		03:04	0-0	.000	0-0	.000	0-0	.000	0	0	0	2.1	1	0	1	0	0	0	3.2
at Kentucky	02/02/2022		03:32	0-0	.000	0-0	.000	0-0	.000	0	0	0	2.0	1	0	0	0	0	0	3.1
LSU	02/05/2022		14:11	1-2	.500	0-0	.000	1-2	.500	0	3	3	2.0	1	2	1	0	0	3	3.0
Missouri	02/08/2022		11:55	1-1	1.000	1-1	1.000	0-0	.000	0	2	2	2.0	3	0	0	0	0	3	3.0
at Tennessee	02/12/2022		05:18	0-0	.000	0-0	.000	0-0	.000	0	0	0	1.9	2	1	1	0	0	0	2.9
at Auburn	02/16/2022		08:39	1-3	.333	0-0	.000	0-0	.000	0	2	2	1.9	0	0	1	0	1	2	2.9
Texas A&M	02/19/2022		07:02	0-0	.000	0-0	.000	0-0	.000	0	1	1	1.9	2	0	0	0	0	0	2.8
Alabama	02/22/2022		04:03	0-1	.000	0-0	.000	0-0	.000	0	1	1	1.8	3	0	1	0	0	0	2.7
at Mississippi St.	02/26/2022		03:47	0-0	.000	0-0	.000	0-0	.000	0	0	0	1.8	0	0	0	0	0	0	2.6
Florida	03/01/2022		06:54	1-2	.500	0-0	.000	0-0	.000	0	0	0	1.7	0	1	1	0	0	2	2.5
at Ole Miss	03/05/2022		04:40	0-1	.000	0-1	.000	0-0	.000	0	0	0	1.7	1	0	0	0	0	0	2.4
vs Georgia	03/09/2022		16:40	4-5	.800	2-3	.667	0-0	.000	1	3	4	1.7	0	1	0	0	0	10	2.7
vs Alabama	03/10/2022		10:35	1-1	1.000	0-0	.000	1-1	1.000	0	1	1	1.7	1	0	0	0	2	3	2.7
Totals		2	355:53	29-61	.475	14-24	.583	12-15	.800	10	43	53	1.7	41	21	32	1	12	84	2.7

Player Averages

Games Played	Minutes/game	Points/game	FG Pct	3FG Pct	FT Pct	Rebounds/game	Assists/game	Turnovers/game	Assist/Turnover ratio	Steals/game	Blocks/game
31	11.5	2.7	47.5	58.3	80.0	1.7	0.7	1.0	0.7	0.4	0.0

10



MYLES STUTE

Sophomore • F • 6-7 • 210
Washington, D.C. (Gonzaga College HS)
STEW-dee

SEASON	TEAM	GP-GS	MIN/AVG	Field Goals		3-Point		F-Throws		Rebounds				Scoring						
				FG-FGA	FG%	3FG-3FGA	3FG%	FT-FTA	FT%	OFF	DEF	TOT	AVG	PF-FO	A	TO	BLK	STL	PTS	AVG
2020-21	Vandy	21-3	315/15.0	22-76	.289	18-63	.286	19-25	.760	12	37	49	2.3	25-0	11	17	2	6	81	3.9
2021-22	Vandy	32-26	746/23.3	87-195	.446	70-161	.435	28-41	.683	25	88	113	3.5	76-1	12	23	10	21	272	8.5
TOTAL		53-29	1061/20.0	109-271	.402	88-224	.393	47-66	.712	37	125	162	3.1	101-1	23	40	12	27	353	6.7

Single Game Highs

Statistic	Value
Points	20 vs Mississippi Val. 11/29/21
Rebounds	7 vs BYU 12/23/21
Assists	2 7 times
Steals	4 vs Winthrop 11/20/21
Blocks	2 vs Mississippi Val. 11/29/21
FG Made	6 vs Mississippi Val. 11/29/21, vs LSU 02/05/22, vs Alabama 03/10/22
FG Attempts	11 vs Mississippi Val. 11/29/21, vs Kentucky 01/11/22
3FG Made	6 vs Mississippi Val. 11/29/21, vs Alabama 03/10/22
3FG Attempts	10 vs Mississippi Val. 11/29/21, vs Alabama 03/10/22
FT Made	7 vs South Carolina 01/08/22
FT Attempts	8 vs South Carolina 01/08/22

Opponent	Date	GS	MIN	Total		3-Pointers		Free throws		Rebounds				PF	A	TO	BLK	STL	PTS	AVG	
				FG-FGA	PCT	3FG-3FGA	PCT	FT-FTA	PCT	OFF	DEF	TOT	AVG								
Alabama St.	11/10/2021	*	18:02	5-9	.556	3-7	.429	0-0	.000	1	2	3	3.0	2	0	0	1	0	13	13.0	
Texas St.	11/14/2021	*	28:23	4-7	.571	4-6	.667	0-0	.000	0	2	2	2.5	3	0	0	0	0	12	12.5	
VCU	11/17/2021	*	20:55	0-3	.000	0-2	.000	1-2	.500	1	0	1	2.0	3	0	4	1	0	1	8.7	
Winthrop	11/20/2021	*	21:12	1-5	.200	0-4	.000	2-4	.500	0	4	4	2.5	0	1	1	0	4	4	7.5	
at Pittsburgh	11/24/2021	*	18:37	2-6	.333	2-5	.400	2-2	1.000	0	1	1	2.2	1	0	0	0	2	8	7.6	
Mississippi Val.	11/29/2021	*	18:46	6-11	.545	6-10	.600	2-2	1.000	0	6	6	2.8	1	0	0	2	1	20	9.7	
at SMU	12/04/2021	*	23:21	1-4	.250	0-3	.000	0-0	.000	1	3	4	3.0	4	2	1	0	1	2	8.6	
Temple	12/07/2021	*	13:05	1-4	.250	1-3	.333	0-0	.000	1	0	1	2.8	1	0	0	1	0	3	7.9	
Loyola Chicago	12/10/2021	*	20:55	4-6	.667	1-2	.500	0-0	.000	2	4	6	3.1	3	0	0	1	0	9	8.0	
Austin Peay	12/18/2021	*	10:59	1-2	.500	1-2	.500	0-0	.000	1	2	3	3.1	3	0	0	0	0	3	7.5	
at Hawaii	12/22/2021	*	09:03	2-4	.500	1-2	.500	0-0	.000	0	1	1	2.9	2	0	1	0	0	5	7.3	
vs BYU	12/23/2021	*	32:17	5-9	.556	3-7	.429	1-1	1.000	3	4	7	3.3	3	2	1	1	0	14	7.8	
at Arkansas	01/04/2022	*	31:27	3-9	.333	2-8	.250	0-0	.000	2	4	6	3.5	4	0	1	1	1	8	7.8	
South Carolina	01/08/2022	*	25:52	4-8	.500	4-7	.571	7-8	.875	1	3	4	3.5	3	0	1	0	2	19	8.6	
Kentucky	01/11/2022	*	28:29	2-11	.182	2-8	.250	0-0	.000	0	3	3	3.5	0	0	0	0	1	6	8.5	
at Georgia	01/15/2022	*	28:16	3-5	.600	2-4	.500	1-2	.500	1	0	1	3.3	1	2	1	0	0	9	8.5	
Tennessee	01/18/2022	*	08:01	2-4	.500	2-4	.500	1-1	1.000	1	0	1	3.2	5	0	1	0	0	7	8.4	
at Florida	01/22/2022	*	24:50	1-5	.200	1-5	.200	2-2	1.000	1	1	2	3.1	3	1	1	0	0	5	8.2	
at South Carolina	01/26/2022	*	30:13	3-4	.750	1-2	.500	1-1	1.000	1	3	4	3.2	4	1	1	1	2	8	8.2	
Georgia	01/29/2022	*	35:00	4-7	.571	3-5	.600	0-1	.000	0	6	6	3.3	3	0	1	0	0	11	8.4	
at Kentucky	02/02/2022	*	17:49	0-0	.000	0-0	.000	0-0	.000	0	4	4	3.3	4	0	0	0	0	0	8.0	
LSU	02/05/2022	*	33:30	6-10	.600	5-8	.625	0-0	.000	3	2	5	3.4	2	0	3	0	1	17	8.4	
Missouri	02/08/2022	*	27:21	3-8	.375	2-5	.400	3-4	.750	4	1	5	3.5	1	0	1	0	1	11	8.5	
at Tennessee	02/12/2022	*	24:29	5-8	.625	5-8	.625	2-2	1.000	0	4	4	3.5	4	0	0	0	0	17	8.8	
at Auburn	02/16/2022	*	26:25	2-4	.500	2-4	.500	0-0	.000	0	1	1	3.4	3	0	2	0	0	6	8.7	
Texas A&M	02/19/2022	*	17:51	1-4	.250	1-3	.333	0-0	.000	0	1	1	3.3	4	0	0	0	2	3	8.5	
Alabama	02/22/2022	*	17:28	1-3	.333	1-3	.333	1-2	.500	0	5	5	3.4	1	0	0	0	1	4	8.3	
at Mississippi St.	02/26/2022	*	18:26	0-4	.000	0-4	.000	0-2	.000	0	3	3	3.4	1	0	1	0	0	0	8.0	
Florida	03/01/2022	*	28:46	3-9	.333	3-8	.375	0-0	.000	0	4	4	3.4	2	0	0	0	0	9	8.1	
at Ole Miss	03/05/2022	*	34:36	3-5	.600	3-5	.600	0-0	.000	0	6	6	3.5	1	2	1	0	1	9	8.1	
vs Georgia	03/09/2022	*	23:43	3-7	.429	3-7	.429	2-3	.667	1	4	5	3.5	2	1	0	1	0	11	8.2	
vs Alabama	03/10/2022	*	27:36	6-10	.600	6-10	.600	0-2	.000	0	4	4	3.5	2	0	0	0	1	18	8.5	
Totals			26	745:43	87-195	.446	70-161	.435	28-41	.683	25	88	113	3.5	76	12	23	10	21	272	8.5

Player Averages

Games Played	Minutes/game	Points/game	FG Pct	3FG Pct	FT Pct	Rebounds/game	Assists/game	Turnovers/game	Assist/Turnover ratio	Steals/game	Blocks/game
32	23.3	8.5	44.6	43.5	68.3	3.5	0.4	0.7	0.5	0.7	0.3

11



GABE DORSEY
Freshman • G • 6-6 • 215
Westminster, Md. (The Hill School)

SEASON	TEAM	GP-GS	MIN/AVG	Field Goals		3-Point		F-Throws		Rebounds				Scoring						
				FG-FGA	FG%	3FG-3FGA	3FG%	FT-FTA	FT%	OFF	DEF	TOT	AVG	PF	FO	A	TO	BLK	STL	PTS
2021-22	Vandy	22-2	142/6.4	6-34	.176	2-27	.074	1-3	.333	2	4	6	0.3	11-0	4	7	1	0	15	0.7
TOTAL		22-2	142/6.4	6-34	.176	2-27	.074	1-3	.333	2	4	6	0.3	11-0	4	7	1	0	15	0.7

Single Game Highs


Statistic	Value	
Points	3	vs Mississippi Val. 11/29/21, vs Austin Peay 12/18/21
Rebounds	1	6 times
Assists	1	4 times
Blocks	1	vs Austin Peay 12/18/21
FG Made	1	6 times
FG Attempts	4	vs Temple 12/07/21, at Georgia 01/15/22, vs Georgia 03/09/22
3FG Made	1	vs Mississippi Val. 11/29/21, vs Austin Peay 12/18/21
3FG Attempts	4	at Georgia 01/15/22
FT Made	1	at Tennessee 02/12/22
FT Attempts	2	at Tennessee 02/12/22

Opponent	Date	GS	MIN	Total		3-Pointers		Free throws		Rebounds				PF A TO BLK STL PTS AVG							
				FG-FGA	PCT	3FG-3FGA	PCT	FT-FTA	PCT	OFF	DEF	TOT	AVG	PF	A	TO	BLK	STL	PTS	AVG	
Alabama St.	11/10/2021		07:17	0-1	.000	0-1	.000	0-0	.000	0	0	0	0.0	1	0	0	0	0	0	0	0.0
Texas St.	11/14/2021		04:30	0-1	.000	0-1	.000	0-0	.000	0	0	0	0.0	0	0	1	0	0	0	0	0.0
VCU	11/17/2021		05:55	1-1	1.000	0-0	.000	0-0	.000	1	0	1	0.3	0	0	0	0	0	2	0.7	
Winthrop	11/20/2021		07:39	0-3	.000	0-3	.000	0-0	.000	0	1	1	0.5	0	1	0	0	0	0	0	0.5
at Pittsburgh	11/24/2021		01:34	0-0	.000	0-0	.000	0-0	.000	0	0	0	0.4	0	0	0	0	0	0	0	0.4
Mississippi Val.	11/29/2021		11:37	1-3	.333	1-2	.500	0-0	.000	0	1	1	0.5	1	0	1	0	0	3	0.8	
at SMU	12/04/2021		01:47	0-0	.000	0-0	.000	0-0	.000	0	0	0	0.4	0	0	0	0	0	0	0	0.7
Temple	12/07/2021		09:40	1-4	.250	0-2	.000	0-1	.000	0	0	0	0.4	1	0	0	0	0	2	0.9	
Loyola Chicago	12/10/2021		04:29	0-0	.000	0-0	.000	0-0	.000	0	0	0	0.3	0	0	0	0	0	0	0	0.8
Austin Peay	12/18/2021	*	08:52	1-3	.333	1-3	.333	0-0	.000	1	0	1	0.4	0	0	1	1	0	3	1.0	
at Hawaii	12/22/2021	*	06:51	0-3	.000	0-2	.000	0-0	.000	0	0	0	0.4	0	0	0	0	0	0	0	0.9
vs BYU	12/23/2021		03:11	0-1	.000	0-1	.000	0-0	.000	0	0	0	0.3	0	0	0	0	0	0	0	0.8
Kentucky	01/11/2022		11:39	0-1	.000	0-1	.000	0-0	.000	0	1	1	0.4	1	0	0	0	0	0	0	0.8
at Georgia	01/15/2022		12:29	0-4	.000	0-4	.000	0-0	.000	0	0	0	0.4	2	0	0	0	0	0	0	0.7
Tennessee	01/18/2022		03:42	0-0	.000	0-0	.000	0-0	.000	0	0	0	0.3	2	0	1	0	0	0	0	0.7
at Florida	01/22/2022		06:04	0-1	.000	0-1	.000	0-0	.000	0	0	0	0.3	0	0	0	0	0	0	0	0.6
at Tennessee	02/12/2022		03:54	0-0	.000	0-0	.000	1-2	.500	0	0	0	0.3	1	0	1	0	0	1	0.6	
Texas A&M	02/19/2022		06:20	0-2	.000	0-2	.000	0-0	.000	0	1	1	0.3	0	1	0	0	0	0	0	0.6
Alabama	02/22/2022		03:21	0-0	.000	0-0	.000	0-0	.000	0	0	0	0.3	0	0	1	0	0	0	0	0.6
at Mississippi St.	02/26/2022		08:54	1-1	1.000	0-0	.000	0-0	.000	0	0	0	0.3	2	1	0	0	0	2	0.7	
at Ole Miss	03/05/2022		04:28	0-1	.000	0-1	.000	0-0	.000	0	0	0	0.3	0	0	0	0	0	0	0	0.6
vs Georgia	03/09/2022		07:33	1-4	.250	0-3	.000	0-0	.000	0	0	0	0.3	0	1	1	0	0	2	0.7	
Totals		2	141:46	6-34	.176	2-27	.074	1-3	.333	2	4	6	0.3	11	4	7	1	0	15	0.7	

Player Averages

Games Played	Minutes/game	Points/game	FG Pct	3FG Pct	FT Pct	Rebounds/game	Assists/game	Turnovers/game	Assist/Turnover ratio	Steals/game	Blocks/game
22	6.4	0.7	17.6	7.4	33.3	0.3	0.2	0.3	0.6	0.0	0.0

12



TREY THOMAS
Sophomore • G • 5-11 • 160
Durham, Ontario (Crestwood Prep)

SEASON	TEAM	GP-GS	MIN/AVG	Field Goals		3-Point		F-Throws		Rebounds				Scoring						
				FG-FGA	FG%	3FG-3FGA	3FG%	FT-FTA	FT%	OFF	DEF	TOT	AVG	PF-FO	A	TO	BLK	STL	PTS	AVG
2020-21	Vandy	25-3	456/18.2	49-135	.363	39-98	.398	13-18	.722	8	30	38	1.5	51-1	22	24	0	15	150	6.0
2021-22	Vandy	32-0	582/18.2	60-170	.353	45-134	.336	21-25	.840	5	34	39	1.2	33-0	29	33	1	14	186	5.8
TOTAL		57-3	1038/18.2	109-305	.357	84-232	.362	34-43	.791	13	64	77	1.4	84-1	51	57	1	29	336	5.9

Single Game Highs

Statistic	Value	
Points	17	vs Mississippi St. 01/09/21, vs Florida 03/01/22
Rebounds	5	vs Richmond 12/16/20, at Cincinnati 03/04/21
Assists	3	4 times
Steals	3	at LSU 03/02/21
Blocks	1	vs Winthrop 11/20/21
FG Made	6	vs Mississippi St. 01/09/21, vs Florida 03/01/22
FG Attempts	11	vs Mississippi St. 01/09/21, vs Tennessee 01/18/22
3FG Made	5	vs Mississippi St. 01/09/21, at Arkansas 01/04/22, vs Florida 03/01/22
3FG Attempts	9	vs Mississippi St. 01/09/21, vs Tennessee 01/18/22
FT Made	3	vs Alabama St. 11/10/21, vs Mississippi Val. 11/29/21, vs Alabama 02/22/22
FT Attempts	4	at LSU 03/02/21, vs Alabama St. 11/10/21, vs Mississippi Val. 11/29/21

Opponent	Date	GS	MIN	Total		3-Pointers		Free throws		Rebounds				PF	A	TO	BLK	STL	PTS	AVG
				FG-FGA	PCT	3FG-3FGA	PCT	FT-FTA	PCT	OFF	DEF	TOT	AVG							
Alabama St.	11/10/2021		15:42	0-7	.000	0-6	.000	3-4	.750	1	0	1	1.0	0	2	1	0	1	3	3.0
Texas St.	11/14/2021		14:11	1-2	.500	1-2	.500	2-2	1.000	1	1	2	1.5	0	1	2	0	0	5	4.0
VCU	11/17/2021		09:52	0-4	.000	0-4	.000	0-0	.000	0	0	0	1.0	1	0	0	0	0	0	2.7
Winthrop	11/20/2021		16:46	0-5	.000	0-3	.000	0-0	.000	0	2	2	1.3	0	3	1	1	0	0	2.0
at Pittsburgh	11/24/2021		16:12	4-8	.500	4-6	.667	2-2	1.000	1	2	3	1.6	0	1	0	0	0	14	4.4
Mississippi Val.	11/29/2021		21:14	2-4	.500	0-2	.000	3-4	.750	0	3	3	1.8	1	1	1	0	1	7	4.8
at SMU	12/04/2021		10:38	0-2	.000	0-2	.000	0-0	.000	0	0	0	1.6	1	2	2	0	0	0	4.1
Temple	12/07/2021		33:25	4-10	.400	1-7	.143	0-0	.000	0	0	0	1.4	4	0	1	0	2	9	4.8
Loyola Chicago	12/10/2021		14:33	2-7	.286	0-5	.000	1-1	1.000	0	1	1	1.3	1	1	0	0	0	5	4.8
Austin Peay	12/18/2021		19:34	4-8	.500	3-6	.500	0-0	.000	0	1	1	1.3	3	2	0	0	1	11	5.4
at Hawaii	12/22/2021		22:30	2-5	.400	2-4	.500	2-3	.667	0	0	0	1.2	1	0	0	0	0	8	5.6
vs BYU	12/23/2021		20:25	3-8	.375	2-5	.400	0-0	.000	0	3	3	1.3	1	1	1	0	2	8	5.8
at Arkansas	01/04/2022		24:45	5-9	.556	5-7	.714	0-0	.000	0	1	1	1.3	2	1	2	0	0	15	6.5
South Carolina	01/08/2022		17:52	0-4	.000	0-4	.000	0-0	.000	0	2	2	1.4	0	1	2	0	0	0	6.1
Kentucky	01/11/2022		25:19	5-10	.500	4-6	.667	0-0	.000	0	1	1	1.3	0	0	2	0	0	14	6.6
at Georgia	01/15/2022		19:05	1-6	.167	1-5	.200	0-0	.000	0	0	0	1.3	0	2	1	0	0	3	6.4
Tennessee	01/18/2022		29:31	4-11	.364	3-9	.333	1-2	.500	0	1	1	1.2	0	0	4	0	1	12	6.7
at Florida	01/22/2022		21:11	2-5	.400	1-4	.250	2-2	1.000	0	0	0	1.2	1	1	3	0	0	7	6.7
at South Carolina	01/26/2022		16:31	2-5	.400	2-5	.400	0-0	.000	0	1	1	1.2	2	0	0	0	1	6	6.7
Georgia	01/29/2022		12:36	1-2	.500	1-2	.500	0-0	.000	0	1	1	1.2	4	1	0	0	0	3	6.5
at Kentucky	02/02/2022		16:11	2-5	.400	1-4	.250	0-0	.000	0	1	1	1.1	1	0	0	0	0	5	6.4
LSU	02/05/2022		10:25	0-1	.000	0-1	.000	0-0	.000	0	1	1	1.1	0	0	0	0	0	0	6.1
Missouri	02/08/2022		09:35	1-2	.500	1-2	.500	0-0	.000	0	0	0	1.1	1	0	2	0	0	3	6.0
at Tennessee	02/12/2022		14:33	1-4	.250	1-4	.250	0-0	.000	0	1	1	1.1	0	1	1	0	0	3	5.9
at Auburn	02/16/2022		18:35	1-2	.500	1-2	.500	0-0	.000	0	0	0	1.0	1	0	0	0	1	3	5.8
Texas A&M	02/19/2022		12:42	1-2	.500	1-2	.500	0-0	.000	0	1	1	1.0	0	0	3	0	1	3	5.7
Alabama	02/22/2022		17:40	1-5	.200	1-4	.250	3-3	1.000	0	2	2	1.1	1	0	0	0	0	6	5.7
at Mississippi St.	02/26/2022		06:21	0-1	.000	0-1	.000	0-0	.000	0	1	1	1.1	0	0	1	0	0	0	5.5
Florida	03/01/2022		26:51	6-9	.667	5-7	.714	0-0	.000	0	3	3	1.1	3	2	2	0	0	17	5.9
at Ole Miss	03/05/2022		28:53	2-6	.333	2-4	.500	0-0	.000	1	1	2	1.2	1	1	0	0	1	6	5.9
vs Georgia	03/09/2022		19:31	2-7	.286	2-6	.333	0-0	.000	1	1	2	1.2	2	3	0	0	0	6	5.9
vs Alabama	03/10/2022		18:57	1-4	.250	0-3	.000	2-2	1.000	0	2	2	1.2	1	2	1	0	2	4	5.8
Totals		0	582:04	60-170	.353	45-134	.336	21-25	.840	5	34	39	1.2	33	29	33	1	14	186	5.8

Player Averages

Games Played	Minutes/game	Points/game	FG Pct	3FG Pct	FT Pct	Rebounds/game	Assists/game	Turnovers/game	Assist/Turnover ratio	Steals/game	Blocks/game
32	18.2	5.8	35.3	33.6	84.0	1.2	0.9	1.0	0.9	0.4	0.0

15



TERREN FRANK
 Sophomore • F • 6-8 • 240
 Los Angeles, Calif. (TCU)

				Field Goals		3-Point		F-Throws		Rebounds				Scoring						
SEASON	TEAM	GP-GS	MIN/AVG	FG-FGA	FG%	3FG-3FGA	3FG%	FT-FTA	FT%	OFF	DEF	TOT	AVG	PF-FO	A	TO	BLK	STL	PTS	AVG
2020-21	TCU	14-0	120/8.6	11-27	.407	5-13	.385	0-1	.000	3	9	12	0.9	9-0	5	4	2	1	27	1.9
2021-22	Vandy	29-0	306/10.5	24-68	.353	5-26	.192	8-13	.615	17	32	49	1.7	34-0	6	18	5	7	61	2.1
TOTAL FOR Vandy		29-0	306/10.5	24-68	.353	5-26	.192	8-13	.615	17	32	49	1.7	34-0	6	18	5	7	61	2.1
TOTAL		43-0	426/9.9	35-95	.368	10-39	.256	8-14	.571	20	41	61	1.4	43-0	11	22	7	8	88	2.0

Single Game Highs

Statistic	Value	
Points	8	vs Iowa St. 02/09/21, at Texas 02/13/21
Rebounds	6	vs Temple 12/07/21
Assists	2	at Hawaii 12/22/21
Steals	3	vs Temple 12/07/21
Blocks	2	vs Mississippi Val. 11/29/21
FG Made	3	vs Iowa St. 02/09/21, at Texas 02/13/21
FG Attempts	7	vs Iowa St. 02/09/21, vs West Virginia 02/23/21
3FG Made	2	vs Iowa St. 02/09/21, at Texas 02/13/21
3FG Attempts	5	vs VCU 11/17/21
FT Made	3	vs Temple 12/07/21
FT Attempts	4	vs Temple 12/07/21

Opponent	Date	GS	MIN	Total		3-Pointers		Free throws		Rebounds				PF	A	TO	BLK	STL	PTS	AVG
				FG-FGA	PCT	3FG-3FGA	PCT	FT-FTA	PCT	OFF	DEF	TOT	AVG							
Alabama St.	11/10/2021		20:52	2-6	.333	0-1	.000	1-2	.500	3	2	5	5.0	1	0	0	0	0	5	5.0
Texas St.	11/14/2021		12:26	1-1	1.000	1-1	1.000	0-0	.000	0	5	5	5.0	2	0	0	0	0	3	4.0
VCU	11/17/2021		15:42	1-5	.200	1-5	.200	0-0	.000	1	0	1	3.7	0	1	0	0	1	3	3.7
Winthrop	11/20/2021		06:09	0-2	.000	0-0	.000	0-0	.000	0	1	1	3.0	0	0	1	0	0	0	2.8
at Pittsburgh	11/24/2021		17:43	2-3	.667	1-1	1.000	0-0	.000	0	0	0	2.4	3	0	1	0	0	5	3.2
Mississippi Val.	11/29/2021		20:05	2-6	.333	0-2	.000	0-3	.000	1	4	5	2.8	2	0	1	2	0	4	3.3
at SMU	12/04/2021		14:31	1-4	.250	0-2	.000	2-2	1.000	0	0	0	2.4	1	0	1	0	1	4	3.4
Temple	12/07/2021		31:55	1-6	.167	0-2	.000	3-4	.750	2	4	6	2.9	3	0	0	0	3	5	3.6
Loyola Chicago	12/10/2021		02:58	0-0	.000	0-0	.000	0-0	.000	0	0	0	2.6	1	0	0	0	0	0	3.2
Austin Peay	12/18/2021		15:29	1-3	.333	0-1	.000	2-2	1.000	1	1	2	2.5	3	1	1	0	0	4	3.3
at Hawaii	12/22/2021		16:04	2-4	.500	0-1	.000	0-0	.000	1	4	5	2.7	2	2	2	1	1	4	3.4
vs BYU	12/23/2021		08:53	0-1	.000	0-0	.000	0-0	.000	0	2	2	2.7	1	0	1	0	0	0	3.1
at Arkansas	01/04/2022		16:10	1-2	.500	0-1	.000	0-0	.000	0	2	2	2.6	2	0	2	0	0	2	3.0
South Carolina	01/08/2022		02:49	0-0	.000	0-0	.000	0-0	.000	0	0	0	2.4	1	0	0	0	0	0	2.8
Kentucky	01/11/2022		03:47	0-1	.000	0-1	.000	0-0	.000	0	0	0	2.3	1	0	0	0	0	0	2.6
at Georgia	01/15/2022		03:12	0-0	.000	0-0	.000	0-0	.000	1	0	1	2.2	0	0	0	0	0	0	2.4
Tennessee	01/18/2022		05:19	0-1	.000	0-1	.000	0-0	.000	0	1	1	2.1	1	0	0	0	0	0	2.3
at South Carolina	01/26/2022		02:03	0-0	.000	0-0	.000	0-0	.000	0	0	0	2.0	1	0	0	0	0	0	2.2
Georgia	01/29/2022		06:13	1-2	.500	0-0	.000	0-0	.000	1	0	1	1.9	0	0	1	1	0	2	2.2
LSU	02/05/2022		02:06	0-1	.000	0-0	.000	0-0	.000	0	0	0	1.9	1	0	1	1	0	0	2.1
Missouri	02/08/2022		06:28	1-1	1.000	0-0	.000	0-0	.000	0	0	0	1.8	0	0	0	0	0	2	2.0
at Tennessee	02/12/2022		13:24	1-2	.500	0-1	.000	0-0	.000	0	2	2	1.8	2	0	2	0	1	2	2.0
at Auburn	02/16/2022		09:59	0-1	.000	0-0	.000	0-0	.000	0	1	1	1.7	2	0	2	0	0	0	2.0
Texas A&M	02/19/2022		05:55	1-4	.250	0-2	.000	0-0	.000	1	0	1	1.7	0	0	0	0	0	2	2.0
Alabama	02/22/2022		09:59	1-3	.333	0-0	.000	0-0	.000	2	1	3	1.8	1	1	0	0	0	2	2.0
at Mississippi St.	02/26/2022		13:01	2-2	1.000	1-1	1.000	0-0	.000	1	0	1	1.7	2	0	1	0	0	5	2.1
Florida	03/01/2022		07:29	1-2	.500	0-0	.000	0-0	.000	0	1	1	1.7	0	1	1	0	0	2	2.1
at Ole Miss	03/05/2022		03:39	0-2	.000	0-1	.000	0-0	.000	0	0	0	1.6	0	0	0	0	0	0	2.0
vs Georgia	03/09/2022		11:34	2-3	.667	1-2	.500	0-0	.000	2	1	3	1.7	1	0	0	0	0	5	2.1
Totals		0	305:54	24-68	.353	5-26	.192	8-13	.615	17	32	49	1.7	34	6	18	5	7	61	2.1

Player Averages

Games Played	Minutes/game	Points/game	FG Pct	3FG Pct	FT Pct	Rebounds/game	Assists/game	Turnovers/game	Assist/Turnover ratio	Steals/game	Blocks/game
29	10.5	2.1	35.3	19.2	61.5	1.7	0.2	0.6	0.3	0.2	0.2

20



MAX ADELMAN
 Sophomore • G • 6-5 • 205
 Memphis, Tenn. (The Hun School)
AY-dul-min

SEASON	TEAM	GP-GS	MIN/AVG	Field Goals		3-Point		F-Throws		Rebounds				Scoring						
				FG-FGA	FG%	3FG-3FGA	3FG%	FT-FTA	FT%	OFF	DEF	TOT	AVG	PF	FO	A	TO	BLK	STL	PTS
2020-21	Vandy	4-0	4/0.9	0-0	.000	0-0	.000	0-0	.000	0	0	0	0.0	0-0	0	0	0	1	0	0.0
2021-22	Vandy	4-0	9/2.4	0-2	.000	0-1	.000	0-0	.000	0	2	2	0.5	0-0	2	0	0	0	0	0.0
TOTAL		8-0	13/1.6	0-2	.000	0-1	.000	0-0	.000	0	2	2	0.3	0-0	2	0	0	1	0	0.0

Single Game Highs


Statistic	Value
Rebounds	1 vs Austin Peay 12/18/21, vs Georgia 03/09/22
Assists	1 vs Mississippi Val. 11/29/21, vs Georgia 03/09/22
Steals	1 at Ole Miss 03/06/21
FG Attempts	1 vs Alabama St. 11/10/21, vs Georgia 03/09/22
3FG Attempts	1 vs Georgia 03/09/22

Opponent	Date	GS	MIN	Total		3-Pointers		Free throws		Rebounds				PF	A	TO	BLK	STL	PTS	AVG
				FG-FGA	PCT	3FG-3FGA	PCT	FT-FTA	PCT	OFF	DEF	TOT	AVG							
Alabama St.	11/10/2021		02:46	0-1	.000	0-0	.000	0-0	.000	0	0	0	0.0	0	0	0	0	0	0.0	
Mississippi Val.	11/29/2021		01:09	0-0	.000	0-0	.000	0-0	.000	0	0	0	0.0	0	1	0	0	0	0.0	
Austin Peay	12/18/2021		01:34	0-0	.000	0-0	.000	0-0	.000	0	1	1	0.3	0	0	0	0	0	0.0	
vs Georgia	03/09/2022		03:55	0-1	.000	0-1	.000	0-0	.000	0	1	1	0.5	0	1	0	0	0	0.0	
Totals			0 09:24	0-2	.000	0-1	.000	0-0	.000	0	2	2	0.5	0	2	0	0	0	0	0.0

Player Averages

Games Played	Minutes/game	Points/game	FG Pct	3FG Pct	FT Pct	Rebounds/game	Assists/game	Turnovers/game	Assist/Turnover ratio	Steals/game	Blocks/game
4	2.4	0.0	0.0	0.0	0.0	0.5	0.5	0.0	2.0	0.0	0.0

22



GRAHAM CALTON
 Freshman • G • 6-5 • 200
 Charlotte, N.C. (Charlotte Latin School)
CALL-tin

SEASON	TEAM	GP-GS	MIN/AVG	Field Goals		3-Point		F-Throws		Rebounds				Scoring						
				FG-FGA	FG%	3FG-3FGA	3FG%	FT-FTA	FT%	OFF	DEF	TOT	AVG	PF	FO	A	TO	BLK	STL	PTS
2021-22	Vandy	4-0	12/3.0	1-3	.333	1-3	.333	0-0	.000	0	1	1	0.3	1-0	0	0	0	1	3	0.8
TOTAL		4-0	12/3.0	1-3	.333	1-3	.333	0-0	.000	0	1	1	0.3	1-0	0	0	0	1	3	0.8

Single Game Highs

Statistic	Value
Points	3 vs Georgia 03/09/22
Rebounds	1 vs Mississippi Val. 11/29/21
Steals	1 vs Mississippi Val. 11/29/21
FG Made	1 vs Georgia 03/09/22
FG Attempts	1 vs Alabama St. 11/10/21, vs Mississippi Val. 11/29/21, vs Georgia 03/09/22
3FG Made	1 vs Georgia 03/09/22
3FG Attempts	1 vs Alabama St. 11/10/21, vs Mississippi Val. 11/29/21, vs Georgia 03/09/22

Opponent	Date	GS	MIN	Total		3-Pointers		Free throws		Rebounds				PF	A	TO	BLK	STL	PTS	AVG
				FG-FGA	PCT	3FG-3FGA	PCT	FT-FTA	PCT	OFF	DEF	TOT	AVG							
Alabama St.	11/10/2021		04:21	0-1	.000	0-1	.000	0-0	.000	0	0	0	0.0	1	0	0	0	0	0.0	
Mississippi Val.	11/29/2021		03:46	0-1	.000	0-1	.000	0-0	.000	0	1	1	0.5	0	0	0	1	0	0.0	
Austin Peay	12/18/2021		01:34	0-0	.000	0-0	.000	0-0	.000	0	0	0	0.3	0	0	0	0	0	0.0	
vs Georgia	03/09/2022		02:14	1-1	1.000	1-1	1.000	0-0	.000	0	0	0	0.3	0	0	0	0	3	0.8	
Totals			0 11:55	1-3	.333	1-3	.333	0-0	.000	0	1	1	0.3	1	0	0	1	3	0.8	

Player Averages

Games Played	Minutes/game	Points/game	FG Pct	3FG Pct	FT Pct	Rebounds/game	Assists/game	Turnovers/game	Assist/Turnover ratio	Steals/game	Blocks/game
4	3.0	0.8	33.3	33.3	0.0	0.3	0.0	0.0	0.0	0.3	0.0

21



LIAM ROBBINS
Graduate • C • 7-0 • 250
Davenport, Iowa (U of Minnesota)

SEASON	TEAM	GP-GS	MIN/AVG	Field Goals		3-Point		F-Throws		Rebounds				Scoring						
				FG-FGA	FG%	3FG-3FGA	3FG%	FT-FTA	FT%	OFF	DEF	TOT	AVG	PF-FO	A	TO	BLK	STL	PTS	AVG
2018-19	DRA	31-2	350/11.3	50-113	.442	3-13	.231	25-42	.595	39	44	83	2.7	79-2	16	22	35	10	128	4.1
2019-20	DRA	34-34	920/27.1	189-379	.499	10-41	.244	93-134	.694	67	174	241	7.1	101-5	28	57	99	20	481	14.1
2020-21	MINN	23-23	565/24.6	89-202	.441	17-52	.327	75-108	.694	55	97	152	6.6	83-5	25	38	62	15	270	11.7
2021-22	Vandy	11-6	187/17.0	23-56	.411	6-21	.286	14-24	.583	4	34	38	3.5	29-2	6	15	20	4	66	6.0
TOTAL FOR Vandy		11-6	187/17.0	23-56	.411	6-21	.286	14-24	.583	4	34	38	3.5	29-2	6	15	20	4	66	6.0
TOTAL		99-65	2022/20.4	351-750	.468	36-127	.283	207-308	.672	165	349	514	5.2	292-14	75	132	216	49	945	9.5

Single Game Highs


Statistic	Value	
Points	29	vs Bradley 02/05/20
Rebounds	14	vs Ohio St. 01/03/21
Assists	4	vs McKendree 12/29/18, vs Ohio St. 01/03/21, vs Illinois 02/20/21
Steals	3	at Rutgers 02/04/21
Blocks	7	vs Loyola Chicago 01/07/20
FG Made	10	at Bradley 12/31/19
FG Attempts	18	vs Bradley 03/07/20
3FG Made	3	at Dayton 12/14/19, vs Michigan 01/16/21
3FG Attempts	7	at Purdue 01/30/21
FT Made	13	vs Valparaiso 02/19/20
FT Attempts	18	vs Valparaiso 02/19/20

Opponent	Date	GS	MIN	Total		3-Pointers		Free throws		Rebounds				PF A TO BLK STL PTS AVG						
				FG-FGA	PCT	3FG-3FGA	PCT	FT-FTA	PCT	OFF	DEF	TOT	AVG	PF	A	TO	BLK	STL	PTS	AVG
at Kentucky	02/02/2022		13:26	0-3	.000	0-0	.000	0-0	.000	1	1	2	2.0	4	1	3	1	1	0	0.0
Missouri	02/08/2022		10:52	0-2	.000	0-0	.000	1-2	.500	0	0	0	1.0	2	1	0	4	1	1	0.5
at Tennessee	02/12/2022		11:47	0-2	.000	0-1	.000	0-0	.000	0	4	4	2.0	1	0	0	0	1	0	0.3
at Auburn	02/16/2022	*	23:41	3-7	.429	1-3	.333	1-3	.333	0	3	3	2.3	2	0	0	1	0	8	2.3
Texas A&M	02/19/2022	*	25:39	4-5	.800	0-1	.000	6-9	.667	2	7	9	3.6	4	1	3	4	0	14	4.6
Alabama	02/22/2022	*	25:17	5-10	.500	2-5	.400	4-6	.667	0	2	2	3.3	1	0	0	3	0	16	6.5
at Mississippi St.	02/26/2022	*	15:28	1-5	.200	1-4	.250	0-1	.000	1	6	7	3.9	5	2	2	1	1	3	6.0
Florida	03/01/2022		12:19	3-3	1.000	1-1	1.000	1-1	1.000	0	0	0	3.4	3	0	1	2	0	8	6.3
at Ole Miss	03/05/2022		25:40	5-10	.500	1-3	.333	1-2	.500	0	6	6	3.7	1	0	0	1	0	12	6.9
vs Georgia	03/09/2022	*	13:26	2-6	.333	0-1	.000	0-0	.000	0	3	3	3.6	1	1	3	2	0	4	6.6
vs Alabama	03/10/2022	*	09:31	0-3	.000	0-2	.000	0-0	.000	0	2	2	3.5	5	0	3	1	0	0	6.0
Totals		6	187:07	23-56	.411	6-21	.286	14-24	.583	4	34	38	3.5	29	6	15	20	4	66	6.0

Player Averages

Games Played	Minutes/game	Points/game	FG Pct	3FG Pct	FT Pct	Rebounds/game	Assists/game	Turnovers/game	Assist/Turnover ratio	Steals/game	Blocks/game
11	17.0	6.0	41.1	28.6	58.3	3.5	0.5	1.4	0.4	0.4	1.8

23



JAMAINE MANN
 Sophomore • G/F • 6-6 • 230
 Hampton, Ga. (Gardner-Webb U)
juh-MAIN

SEASON	TEAM	GP-GS	MIN/AVG	Field Goals		3-Point		F-Throws		Rebounds				Scoring						
				FG-FGA	FG%	3FG-3FGA	3FG%	FT-FTA	FT%	OFF	DEF	TOT	AVG	PF-FO	A	TO	BLK	STL	PTS	AVG
2020-21	GW	26-10	541/20.8	63-122	.516	4-13	.308	46-83	.554	53	84	137	5.3	67-3	19	28	12	9	176	6.8
2021-22	Vandy	23-1	361/15.7	38-77	.494	2-13	.154	39-67	.582	33	53	86	3.7	41-0	6	12	12	18	117	5.1
TOTAL FOR Vandy		23-1	361/15.7	38-77	.494	2-13	.154	39-67	.582	33	53	86	3.7	41-0	6	12	12	18	117	5.1
TOTAL		49-11	903/18.4	101-199	.508	6-26	.231	85-150	.567	86	137	223	4.6	108-3	25	40	24	27	293	6.0

Single Game Highs

Statistic	Value	
Points	18	vs UNC Asheville 01/20/21
Rebounds	12	vs Presbyterian 02/04/21
Assists	3	at Radford 02/18/21, vs Campbell 01/05/21
Steals	3	at Auburn 02/16/22
Blocks	4	at Radford 02/17/21
FG Made	8	vs UNC Asheville 01/20/21
FG Attempts	11	vs UNC Asheville 01/20/21
3FG Made	1	6 times
3FG Attempts	2	at Radford 02/18/21, at Winthrop 01/10/21, at Kentucky 02/02/22
FT Made	8	vs Presbyterian 02/04/21
FT Attempts	10	vs Presbyterian 02/04/21

Opponent	Date	GS	MIN	Total		3-Pointers		Free throws		Rebounds				PF A TO BLK STL PTS AVG						
				FG-FGA	PCT	3FG-3FGA	PCT	FT-FTA	PCT	OFF	DEF	TOT	AVG	PF	A	TO	BLK	STL	PTS	AVG
Alabama St.	11/10/2021		17:35	4-5	.800	0-0	.000	7-9	.778	6	4	10	10.0	3	1	0	1	2	15	15.0
Texas St.	11/14/2021		09:47	0-2	.000	0-0	.000	2-2	1.000	1	4	5	7.5	4	0	1	0	0	2	8.5
VCU	11/17/2021		13:48	1-5	.200	0-1	.000	1-3	.333	3	1	4	6.3	2	0	0	0	1	3	6.7
Winthrop	11/20/2021		17:06	1-2	.500	0-1	.000	2-3	.667	2	3	5	6.0	2	0	0	0	0	4	6.0
at Pittsburgh	11/24/2021		19:22	2-2	1.000	0-0	.000	0-0	.000	2	2	4	5.6	2	0	1	0	1	4	5.6
Mississippi Val.	11/29/2021		15:47	2-3	.667	0-0	.000	0-0	.000	1	5	6	5.7	1	0	0	1	0	4	5.3
at SMU	12/04/2021		12:29	1-3	.333	0-1	.000	0-0	.000	0	2	2	5.1	1	0	0	1	0	2	4.9
Temple	12/07/2021		29:23	6-9	.667	0-1	.000	3-6	.500	3	3	6	5.3	2	0	1	1	1	15	6.1
Loyola Chicago	12/10/2021		22:20	2-2	1.000	0-0	.000	3-5	.600	1	3	4	5.1	1	0	0	0	0	7	6.2
Austin Peay	12/18/2021	*	22:38	3-4	.750	0-1	.000	1-2	.500	0	2	2	4.8	0	0	0	1	1	7	6.3
South Carolina	01/08/2022		17:19	2-5	.400	0-0	.000	5-9	.556	4	2	6	4.9	2	0	2	1	2	9	6.5
Kentucky	01/11/2022		16:37	1-4	.250	0-1	.000	0-0	.000	1	0	1	4.6	2	0	0	2	1	2	6.2
at Georgia	01/15/2022		18:51	3-4	.750	0-1	.000	0-1	.000	0	3	3	4.5	2	0	0	1	2	6	6.2
Tennessee	01/18/2022		27:39	1-4	.250	0-0	.000	0-2	.000	0	7	7	4.6	4	2	2	1	0	2	5.9
at Florida	01/22/2022		20:10	1-4	.250	0-1	.000	2-4	.500	3	2	5	4.7	2	0	0	0	1	4	5.7
at South Carolina	01/26/2022		14:59	0-2	.000	0-0	.000	1-2	.500	1	3	4	4.6	0	1	1	0	0	1	5.4
Georgia	01/29/2022		12:08	2-5	.400	1-1	1.000	1-2	.500	1	2	3	4.5	1	1	1	1	0	6	5.5
at Kentucky	02/02/2022		16:23	3-5	.600	1-2	.500	1-2	.500	0	1	1	4.3	1	0	0	0	2	8	5.6
LSU	02/05/2022		09:52	1-1	1.000	0-0	.000	2-4	.500	1	0	1	4.2	2	0	1	0	1	4	5.5
at Tennessee	02/12/2022		02:39	0-0	.000	0-0	.000	1-2	.500	0	0	0	4.0	0	0	0	0	0	1	5.3
at Auburn	02/16/2022		12:29	2-4	.500	0-1	.000	6-6	1.000	1	1	2	3.9	3	0	2	1	3	10	5.5
vs Georgia	03/09/2022		08:22	0-2	.000	0-1	.000	0-1	.000	1	3	4	3.9	4	1	0	0	0	0	5.3
vs Alabama	03/10/2022		03:47	0-0	.000	0-0	.000	1-2	.500	1	0	1	3.7	0	0	0	0	0	1	5.1
Totals		1	361:30	38-77	.494	2-13	.154	39-67	.582	33	53	86	3.7	41	6	12	12	18	117	5.1

Player Averages

Games Played	Minutes/game	Points/game	FG Pct	3FG Pct	FT Pct	Rebounds/game	Assists/game	Turnovers/game	Assist/Turnover ratio	Steals/game	Blocks/game
23	15.7	5.1	49.4	15.4	58.2	3.7	0.3	0.5	0.5	0.8	0.5

33



DREW WEIKERT
Senior • G • 6-0 • 170
Nashville, Tenn. (Centre College)
WHY-kert

SEASON	TEAM	GP-GS	MIN/AVG	Field Goals		3-Point		F-Throws		Rebounds				Scoring						
				FG-FGA	FG%	3FG-3FGA	3FG%	FT-FTA	FT%	OFF	DEF	TOT	AVG	PF	FO	A	TO	BLK	STL	PTS
2019-20	Vandy	4-0	10/2.5	2-3	.667	0-1	.000	0-0	.000	0	0	0	0.0	4-0	0	0	0	2	4	1.0
2020-21	Vandy	2-0	12/6.2	1-3	.333	0-2	.000	0-0	.000	1	2	3	1.5	1-0	2	1	0	0	2	1.0
2021-22	Vandy	14-5	132/9.4	11-22	.500	7-17	.412	4-4	1.000	0	8	8	0.6	9-0	7	3	0	9	33	2.4
TOTAL		20-5	154/7.7	14-28	.500	7-20	.350	4-4	1.000	1	10	11	0.6	14-0	9	4	0	11	39	2.0

Single Game Highs

Statistic	Value
Points	7 at Mississippi St. 02/26/22
Rebounds	2 vs Mississippi Val. 12/13/20, at Florida 01/22/22, at South Carolina 01/26/22
Assists	2 vs Georgia 03/09/22
Steals	2 vs Tennessee 01/18/22, at Auburn 02/16/22, at Mississippi St. 02/26/22
FG Made	3 at Mississippi St. 02/26/22
FG Attempts	4 vs Texas A&M 02/19/22, at Mississippi St. 02/26/22
3FG Made	1 7 times
3FG Attempts	3 at South Carolina 01/26/22
FT Made	2 vs Alabama St. 11/10/21, vs Alabama 02/22/22
FT Attempts	2 vs Alabama St. 11/10/21, vs Alabama 02/22/22

Opponent	Date	GS	MIN	Total		3-Pointers		Free throws		Rebounds				PF						
				FG-FGA	PCT	3FG-3FGA	PCT	FT-FTA	PCT	OFF	DEF	TOT	AVG	A	TO	BLK	STL	PTS	AVG	
Alabama St.	11/10/2021		06:53	1-1	1.000	1-1	1.000	2-2	1.000	0	0	0	0.0	0	0	0	0	0	5	5.0
Winthrop	11/20/2021		02:56	0-1	.000	0-1	.000	0-0	.000	0	0	0	0.0	0	0	0	0	1	0	2.5
Mississippi Val.	11/29/2021		07:18	1-2	.500	1-2	.500	0-0	.000	0	0	0	0.0	0	1	0	0	0	3	2.7
Austin Peay	12/18/2021		03:59	0-0	.000	0-0	.000	0-0	.000	0	0	0	0.0	0	1	0	0	0	0	2.0
Tennessee	01/18/2022	*	11:16	0-1	.000	0-1	.000	0-0	.000	0	1	1	0.2	1	0	1	0	2	0	1.6
at Florida	01/22/2022	*	17:43	1-2	.500	0-1	.000	0-0	.000	0	2	2	0.5	1	0	0	0	1	2	1.7
at South Carolina	01/26/2022	*	15:08	1-3	.333	1-3	.333	0-0	.000	0	2	2	0.7	0	1	0	0	0	3	1.9
Georgia	01/29/2022		08:54	0-0	.000	0-0	.000	0-0	.000	0	1	1	0.8	0	0	0	0	0	0	1.6
at Auburn	02/16/2022		13:09	0-1	.000	0-1	.000	0-0	.000	0	0	0	0.7	1	0	0	0	2	0	1.4
Texas A&M	02/19/2022	*	14:12	2-4	.500	1-2	.500	0-0	.000	0	1	1	0.7	3	1	1	0	0	5	1.8
Alabama	02/22/2022		05:11	1-1	1.000	1-1	1.000	2-2	1.000	0	0	0	0.6	2	0	0	0	0	5	2.1
at Mississippi St.	02/26/2022		13:14	3-4	.750	1-2	.500	0-0	.000	0	1	1	0.7	0	1	1	0	2	7	2.5
Florida	03/01/2022	*	05:09	0-0	.000	0-0	.000	0-0	.000	0	0	0	0.6	0	0	0	0	0	0	2.3
vs Georgia	03/09/2022		06:39	1-2	.500	1-2	.500	0-0	.000	0	0	0	0.6	1	2	0	0	1	3	2.4
Totals		5	131:41	11-22	.500	7-17	.412	4-4	1.000	0	8	8	0.6	9	7	3	0	9	33	2.4

Player Averages

Games Played	Minutes/game	Points/game	FG Pct	3FG Pct	FT Pct	Rebounds/game	Assists/game	Turnovers/game	Assist/Turnover ratio	Steals/game	Blocks/game
14	9.4	2.4	50.0	41.2	100.0	0.6	0.5	0.2	2.3	0.6	0.0

42



QUENTIN MILLORA-BROWN
Senior • F • 6-10 • 235
Lorton, Va. (Rice U)
mil-LORE-uh

SEASON	TEAM	GP-GS	MIN/AVG	Field Goals		3-Point		F-Throws		Rebounds				Scoring						
				FG-FGA	FG%	3FG-3FGA	3FG%	FT-FTA	FT%	OFF	DEF	TOT	AVG	PF-FO	A	TO	BLK	STL	PTS	AVG
2018-19	Rice	32-28	746/23.3	101-169	.598	0-0	.000	27-60	.450	69	119	188	5.9	75-1	39	35	37	9	229	7.2
2020-21	Vandy	19-8	255/13.4	26-37	.703	0-0	.000	6-17	.353	29	31	60	3.2	30-0	12	12	5	3	58	3.1
2021-22	Vandy	32-30	795/24.8	66-104	.635	0-0	.000	40-82	.488	77	104	181	5.7	80-2	41	31	33	16	172	5.4
TOTAL FOR Vandy		51-38	1050/20.6	92-141	.652	0-0	.000	46-99	.465	106	135	241	4.7	110-2	53	43	38	19	230	4.5
TOTAL		83-66	1796/21.6	193-310	.623	0-0	.000	73-159	.459	175	254	429	5.2	185-3	92	78	75	28	459	5.5

Single Game Highs

Statistic	Value	
Points	21	vs Northwestern St. 11/17/18
Rebounds	16	at FIU 02/14/19
Assists	5	vs Alabama St. 11/10/21
Steals	2	vs Omaha 12/21/18, at Arkansas 01/04/22, at South Carolina 01/26/22
Blocks	3	8 times
FG Made	10	vs Northwestern St. 11/17/18
FG Attempts	13	vs Western Ky. 02/07/19
FT Made	6	at UTRGV 12/18/18, vs Missouri 02/08/22
FT Attempts	10	vs Missouri 02/08/22

Opponent	Date	GS	MIN	Total		3-Pointers		Free throws		Rebounds				PF	A	TO	BLK	STL	PTS	AVG
				FG-FGA	PCT	3FG-3FGA	PCT	FT-FTA	PCT	OFF	DEF	TOT	AVG							
Alabama St.	11/10/2021	*	19:39	1-1	1.000	0-0	.000	0-0	.000	2	1	3	3.0	1	5	1	1	0	2	2.0
Texas St.	11/14/2021	*	21:16	1-4	.250	0-0	.000	1-2	.500	3	3	6	4.5	2	3	0	0	0	3	2.5
VCU	11/17/2021	*	21:35	0-2	.000	0-0	.000	1-2	.500	2	2	4	4.3	1	0	2	2	1	1	2.0
Winthrop	11/20/2021	*	19:58	4-4	1.000	0-0	.000	0-2	.000	3	3	6	4.8	2	0	2	1	0	8	3.5
at Pittsburgh	11/24/2021	*	24:18	3-4	.750	0-0	.000	2-2	1.000	1	2	3	4.4	2	2	1	2	0	8	4.4
Mississippi Val.	11/29/2021	*	20:19	1-2	.500	0-0	.000	2-2	1.000	1	0	1	3.8	2	1	1	0	1	4	4.3
at SMU	12/04/2021	*	24:55	4-6	.667	0-0	.000	0-2	.000	4	4	8	4.4	3	4	0	2	0	8	4.9
Temple	12/07/2021	*	13:05	0-2	.000	0-0	.000	2-2	1.000	1	1	2	4.1	3	0	0	0	0	2	4.5
Loyola Chicago	12/10/2021	*	28:34	1-1	1.000	0-0	.000	0-0	.000	2	3	5	4.2	0	1	1	0	1	2	4.2
Austin Peay	12/18/2021	*	20:32	6-7	.857	0-0	.000	1-2	.500	6	8	14	5.2	3	1	1	1	1	13	5.1
at Hawaii	12/22/2021	*	26:39	4-6	.667	0-0	.000	1-2	.500	4	5	9	5.5	4	0	0	0	0	9	5.5
vs BYU	12/23/2021	*	31:07	1-5	.200	0-0	.000	2-3	.667	5	5	10	5.9	1	3	0	2	1	4	5.3
at Arkansas	01/04/2022	*	25:07	0-0	.000	0-0	.000	0-0	.000	1	5	6	5.9	2	1	0	0	2	0	4.9
South Carolina	01/08/2022	*	21:51	2-4	.500	0-0	.000	3-5	.600	2	2	4	5.8	5	2	0	3	1	7	5.1
Kentucky	01/11/2022	*	28:33	3-3	1.000	0-0	.000	0-0	.000	2	5	7	5.9	3	2	0	3	1	6	5.1
at Georgia	01/15/2022	*	19:52	5-5	1.000	0-0	.000	1-4	.250	3	3	6	5.9	2	0	0	3	0	11	5.5
Tennessee	01/18/2022	*	33:54	2-3	.667	0-0	.000	0-1	.000	2	4	6	5.9	4	0	2	2	0	4	5.4
at Florida	01/22/2022	*	26:40	3-5	.600	0-0	.000	0-4	.000	3	5	8	6.0	1	1	3	1	0	6	5.4
at South Carolina	01/26/2022	*	29:45	2-4	.500	0-0	.000	2-6	.333	0	3	3	5.8	4	1	1	2	2	6	5.5
Georgia	01/29/2022	*	23:53	3-4	.750	0-0	.000	2-5	.400	1	1	2	5.7	4	1	0	1	1	8	5.6
at Kentucky	02/02/2022	*	22:49	2-3	.667	0-0	.000	3-7	.429	1	6	7	5.7	5	0	1	0	0	7	5.7
LSU	02/05/2022	*	30:39	2-4	.500	0-0	.000	3-5	.600	2	2	4	5.6	3	1	1	1	1	7	5.7
Missouri	02/08/2022	*	29:08	2-3	.667	0-0	.000	6-10	.600	6	5	11	5.9	3	3	2	0	0	10	5.9
at Tennessee	02/12/2022	*	22:04	0-0	.000	0-0	.000	0-0	.000	0	3	3	5.8	3	0	0	2	0	0	5.7
at Auburn	02/16/2022	*	25:03	3-4	.750	0-0	.000	1-2	.500	2	2	4	5.7	4	0	2	0	0	7	5.7
Texas A&M	02/19/2022	*	27:58	2-3	.667	0-0	.000	0-2	.000	3	5	8	5.8	2	1	1	2	1	4	5.7
Alabama	02/22/2022	*	29:07	3-6	.500	0-0	.000	2-4	.500	5	2	7	5.8	1	1	3	1	1	8	5.7
at Mississippi St.	02/26/2022	*	33:05	3-6	.500	0-0	.000	4-4	1.000	4	2	6	5.8	3	4	3	0	0	10	5.9
Florida	03/01/2022	*	27:56	0-0	.000	0-0	.000	0-0	.000	3	3	6	5.8	2	1	0	0	0	0	5.7
at Ole Miss	03/05/2022	*	16:05	0-0	.000	0-0	.000	0-0	.000	1	0	1	5.7	2	1	1	0	1	0	5.5
vs Georgia	03/09/2022		19:01	1-1	1.000	0-0	.000	0-0	.000	1	3	4	5.6	0	0	0	1	0	2	5.4
vs Alabama	03/10/2022		30:29	2-2	1.000	0-0	.000	1-2	.500	1	6	7	5.7	3	1	2	0	0	5	5.4
Totals		30	794:56	66-104	.635	0-0	.000	40-82	.488	77	104	181	5.7	80	41	31	33	16	172	5.4

Player Averages

Games Played	Minutes/game	Points/game	FG Pct	3FG Pct	FT Pct	Rebounds/game	Assists/game	Turnovers/game	Assist/Turnover ratio	Steals/game	Blocks/game
32	24.8	5.4	63.5	0.0	48.8	5.7	1.3	1.0	1.3	0.5	1.0

TV/RADIO ROSTER



0 • TYRIN LAWRENCE
Sophomore • G • 6-4 • 195
Monticello, Ga. (Morgan County)



2 • SCOTTY PIPPEN JR.
Junior • G • 6-3 • 185
Los Angeles, Calif. (Sierra Canyon)



3 • RODNEY CHATMAN
Graduate • G • 6-1 • 215
Lithonia, Ga. (U of Dayton)



4 • JORDAN WRIGHT
Junior • G/F • 6-6 • 215
Baton Rouge, La. (Dunham)




5 • SHANE DEZONIE
Freshman • G • 6-5 • 215
Tobyhanna, Pa. (Brewster Academy)
duh-ZOE-nee



10 • MYLES STUTE
Sophomore • F • 6-7 • 210
Washington, D.C. (Gonzaga College HS)
STEW-dee



11 • GABE DORSEY
Freshman • G • 6-6 • 215
Westminster, Md. (The Hill School)



12 • TREY THOMAS
Sophomore • G • 5-11 • 160
Durham, Ontario (Crestwood Prep)



15 • TERREN FRANK
Sophomore • F • 6-8 • 240
Los Angeles, Calif. (TCU)




20 • MAX ADELMAN
Sophomore • G • 6-5 • 205
Memphis, Tenn. (The Hun School)
AY-dul-min



21 • LIAM ROBBINS
Graduate • C • 7-0 • 250
Davenport, Iowa (U of Minnesota)



22 • GRAHAM CALTON
Freshman • G • 6-5 • 200
Charlotte, N.C. (Charlotte Latin School)



23 • JAMAINE MANN
Sophomore • G/F • 6-6 • 230
Hampton, Ga. (Gardner-Webb U)
juh-MAIN



33 • DREW WEIKERT
Senior • G • 6-0 • 170
Nashville, Tenn. (Centre College)
WHY-kert



42 • QUENTIN MILLORA-BROWN
Senior • F • 6-10 • 235
Lorton, Va. (Rice U)
mil-LORE-uh



JERRY STACKHOUSE
Head Coach
3rd season (North Carolina '99)



ED CONROY
Associate Head Coach
1st season (The Citadel '89)



MICHAEL CURRY
Associate Head Coach
1st season (Georgia Southern '90)



ADAM MAZAREI
Assistant Coach
3rd season (Redlands '06)
muh-ZAHR-ee (rhymes with Ferrari)