



# 2022 KENTUCKY SOFTBALL | WEEK 11 | MIZZOU

UK Communications & PR | 338 Lexington Ave, Lexington, KY, 40506 | www.UKathletics.com  
Softball Contact: Chris Shoals | Office: (859) 257-8437 | Cell: (513) 312-2489 | cmsh223@uky.edu  
Twitter: @UKSoftball, @UKCoachLawson, @UKAthletics

## 2022 SCHEDULE/RESULTS

Date	Opponent	Time/Result
Feb. 10	vs. Wisconsin \$	W, 5-2
Feb. 11	vs. Michigan St. \$	W, 7-0
Feb. 11	vs. #24/RV Liberty \$	W, 3-1
Feb. 12	vs. Iowa \$	W, 11-3 (5)
Feb. 13	vs. #13/11 Virginia Tech \$	L, 6-1
Feb. 18	vs. UC Santa Barbara @	W, 23-0 (5)
Feb. 18	vs. Loyola-Marymount @	W, 7-6 (8)
Feb. 19	vs. Long Beach St. @	W, 5-0
Feb. 19	at #11/12 Arizona @	W, 7-6
Feb. 20	vs. UC Santa Barbara @	W, 11-1 (6)
Feb. 24	vs. Jacksonville #	W, 12-4 (5)
Feb. 24	at Florida Atlantic #	W, 7-3
Feb. 25	vs. Columbia #	W, 8-0 (6)
Feb. 26	vs. Long Island #	W, 10-2
March 3	<b>#19 Michigan %</b>	<b>L, 8-0</b>
March 4	<b>Drake %</b>	<b>W, 10-5</b>
March 4	<b>#19 Michigan %</b>	<b>W, 9-2</b>
March 5	<b>Kent State %</b>	<b>W, 9-1 (6)</b>
March 10	<b>vs. Ohio ^</b>	<b>W, 16-8 (5)</b>
March 11	<b>vs. Buffalo ^</b>	<b>W, 7-0</b>
March 11	<b>vs. Valpo ^</b>	<b>W, 10-2 (5)</b>
March 13	<b>vs. Buffalo ^</b>	<b>Cancelled</b>
March 16	at Miami (OH)	L, 7-5
March 18	at #3/4 Alabama*	L, 4-2
March 19	at #3/4 Alabama*	L, 3-2
March 20	at #3/4 Alabama*	W, 9-4
March 22	<b>#1 Oklahoma [SEC Network]</b>	<b>L, 9-1 (6)</b>
March 25	<b>#18 Auburn*</b>	<b>W, 11-3 (6)</b>
March 26	<b>#18 Auburn* [SEC Network]</b>	<b>L, 6-3</b>
March 27	<b>#18 Auburn*</b>	<b>W, 5-4</b>
March 29	<b>Ohio State</b>	<b>L, 3-0</b>
April 1	at #20/21 LSU*	W, 5-3
April 2	at #20/21 LSU* [ESPN]	W, 8-5
April 3	at #20/21 LSU*	W, 5-3
April 8	<b>Ole Miss* [SEC Network]</b>	<b>L, 7-6</b>
April 10	<b>Ole Miss*(GM1) [SEC Network]</b>	<b>W, 6-2</b>
April 10	<b>Ole Miss*(GM2)</b>	<b>W, 8-2</b>
April 12	at Louisville	W, 9-0 (5)
April 15	at #7/6 Arkansas*	L, 2-1
April 16	at #7/6 Arkansas* [ESPN2]	W, 10-7
April 17	at #7/6 Arkansas* [SEC Network]	L, 8-0 (6)
April 20	at Eastern Kentucky	W, 10-7
April 23	<b>Missouri*</b>	<b>Noon ET</b>
April 24	<b>Missouri* [SEC Network]</b>	<b>7 p.m. ET</b>
April 25	<b>Missouri* [SEC Network]</b>	<b>7 p.m. ET</b>
April 26	<b>Northern Kentucky</b>	<b>7 p.m. ET</b>
April 29	<b>Mississippi State*</b>	<b>6 p.m. ET</b>
April 30	<b>Mississippi State* [SEC Network]</b>	<b>3 p.m. ET</b>
May 1	<b>Mississippi State*</b>	<b>1 p.m. ET</b>
May 6	at South Carolina*	6 p.m. ET
May 7	at South Carolina*	2 p.m. ET
May 8	at South Carolina* [SEC Network]	Noon ET
May 10-14	2022 SEC Softball Tournament	Gainesville, Fla.
May 19-22	NCAA Regionals	Campus sites
Mat 26-29	NCAA Super Regionals	Campus Sites
June 2-10	2022 Women's College World Series	OKC

All times Eastern and subject to change; Home games in bold; \* denotes SEC games; \$ denotes 2021 Northern Lights Southern Nights (Leesburg, Fla.); @ denotes 2022 Hillenbrand Invitational (Tucson, Ariz.); # denotes StrikeOut Cancer Classic (Boca Raton, Fla.); % denotes John Cropp Classic (Lexington, Ky.); ^ denotes 2022 Bluegrass Classic (Lexington, Ky.).

## BARK IN THE PARK OPENS SERIES WITH MIZZOU

Following a dramatic comeback win in the midweek against Eastern Kentucky on Wednesday night, the No. 9 Kentucky Softball team will enter its final homestretch of the season, kicking off a seven-game homestand with a three-game series against the Missouri Tigers on Saturday afternoon at Noon ET and running through Monday night with a 7 p.m .ET first pitch.

Saturday's game is UK's annual "Bark in the Park" where fans will be able to bring their four-legged friends with them into John Cropp Stadium, where the berm will be turned into K-9 central for the afternoon. Sunday night's game will be a reunion of UK's first-ever softball team in 1997 as part of Kentucky's celebration of the passing of Title Nine. Monday night, head coach Rachel Lawson will take center stage as she will be mic'd up for SEC Network's feature "Mic'd Up Monday" where viewers can catch insight into the Wildcats' 15th-year head coach.

Kentucky is 30-11 on the year and will be looking to build upon a 9-6 record in Southeastern Conference play. The Tigers come in at 25-17 and 5-9 in league action. Both teams lost two out of three last weekend in SEC series with the Wildcats dropping a series to No. 6 Arkansas and the Tigers dropping two out of three on the road to No. 16 Georgia.

Kentucky will be looking for its first win over Missouri since 2017.

### (RV/RV) MISSOURI TIGERS

2022 Record: 25-17, 5-9 SEC  
Ranking: RV (USA Today/NFCA) | RV (ESPN.com/USA Softball) | NCAA RPI: 26  
Coach: Larissa Anderson (Gannon, 1997)  
At MIZ: 117-62 (4th season)  
Career: 251-138-1 (8th season)



### (9/12) KENTUCKY WILDCATS

2022 Record: 30-11, 9-6 SEC  
Ranking: 9 (USA Today/NFCA) | 12 (ESPN.com/USA Softball) | NCAA RPI: 17  
Coach: Rachel Lawson (UMass, 1994)  
At Kentucky: 525-306, 164-179 SEC (15th year)  
Career: 617-391 (17th year)



## CAT SCRATCHES

\* Rachel Lawson is in her 15th season at the helm of the UK softball program and already ranks as the winningest head coach in school history. 2021 was her 12th-straight 30-win season with UK, not counting the COVID-shortened 2020 season.

\* 2022 marks the 12th-straight year that Rachel Lawson, Kristine Himes and Molly Belcher will make up the full-time coaching staff. It is the longest-tenured coaching staff in the UK Athletics Department, and the longest in SEC Softball.

\* Kayla Kowalik led all power-five players with a .495 batting average a season ago, finishing second in the NCAA for that category. It was a new single-season UK record for highest BA.

\* Alexia Lacatena pitched for the Italian National Team during the Tokyo 2020 Olympic games. Lacatena pitched at least 1.2 innings in four of the five games Team Italy played, including not allowing a run in two innings against Team USA on July 20. She did not allow more than two runs in any performance in the circle and recorded seven strikeouts during the event.

\* Brittany Cervantes (UK, 2012) is currently Kentucky's Director of Operations and played for Team Mexico in the 2020 Tokyo games. Cervantes hit .333 with a HR and two RBI with five hits, the second most of any Mexican player.

\* For the 10th-straight year, Kentucky is ranked in both the NFCA and USA Softball polls to start the season.



# 2022 KENTUCKY SOFTBALL | WEEK 11 | MIZZOU

## 2022 KENTUCKY ALPHABETICAL ROSTER

No.	Name	Position	Class/EXP	Bats/Throws	Hometown (High School/Last College)
4	Renee Abernathy	Outfield	Sr.	L/L	Springfield, Ill./Sacred Heart Griffin HS
14	Jaci Babbs	Outfield	Sr.	L/R	Sturgis, Ky./Union Co. HS
25	Emmy Blane	Infield	Jr.	R/R	Hopkinsville, Ky./Christian Co. HS
10	Jenna Blanton	Outfield	Fr.	L/R	Chapel Hill, Tenn./Forrest HS
24	Emma Boitnott	Outfield	Sr.	R/R	Normal, Ill./Normal West HS
21	Erin Coffel	Infield	So.	R/R	Bremen, Ind./Bremen HS
3	Taylor Ebbs	Outfield	Fr.	L/R	Keizer, Ore./McNary HS
64	Ella Emmert	C	Fr.	R/R	Lexington, Ky./Lexington Catholic HS
6	Victoria Fragoso	Infield	So.	R/R	La Mirada, Calif./Orange Lutheran HS
17	Sloan Gayan	P/UTL	Jr.	R/R	Ottawa, Ill./Ottawa Township HS
42	Izzy Harrison	P/UTL	Fr.	R/R	Franklin, Ind./Franklin Community HS
77	Meeko Harrison	Infield	So.	L/R	Fontana, Calif./Etiwanda HS
9	Lauren Johnson	Outfield	Sr-5	L/R	Owensboro, Ky./Davies Co. HS
99	Kayla Kowalik	Catcher	Sr.	L/R	New Braunfels, Texas/St. John Paul II HS
35	Alexia Lacatena	P/UTL	Fr.	R/R	Stanhope, N.J./Lenape Valley Regional HS
00	Hallie Mitchell	C/UTL	Fr.	L/R	Forsyth, Ill./Maroa-Forsyth HS
11	Vanessa Nesby	Outfield	So.	L/R	Corona, Calif./Santiago HS
23	Stephanie Schoonover	P/UTL	So.	R/R	Dothan, Ala./Rehobeth HS
19	Rylea Smith	UTL	Jr.	L/R	St. Louis, Mo./Parkway North HS
5	Tatum Spangler	P/UTL	Sr.	L/L	Henderson, Nevada/Coronado HS
1	Miranda Stoddard	P/UTL	Jr.	R/R	Anaheim, Calif./Orange Lutheran HS
8	Kennedy Sullivan	P/UTL	Sr.	R/R	Georgetown, Ky./Western KY University
20	Erica Thulen	UTL	So.	R/R	Erie, Ill./Erie-Prophetstown HS
12	Margaret Tobias	Infield	Fr.	L/R	Urbandale, Iowa/Dowling Catholic HS

## 2022 KENTUCKY NUMERICAL ROSTER

No.	Name	Position	Class/EXP	Bats/Throws	Hometown (High School/Last College)
00	Hallie Mitchell	C/UTL	Fr.	L/R	Forsyth, Ill./Maroa-Forsyth HS
1	Miranda Stoddard	P/UTL	Jr.	R/R	Anaheim, Calif./Orange Lutheran HS
3	Taylor Ebbs	Outfield	Fr.	L/R	Keizer, Ore./McNary HS
4	Renee Abernathy	Outfield	Sr.	L/L	Springfield, Ill./Sacred Heart Griffin HS
5	Tatum Spangler	P/UTL	Sr.	L/L	Henderson, Nevada/Coronado HS
6	Victoria Fragoso	Infield	So.	R/R	La Mirada, Calif./Orange Lutheran HS
8	Kennedy Sullivan	P/UTL	Sr.	R/R	Georgetown, Ky./Western KY University
9	Lauren Johnson	Outfield	Sr-5	L/R	Owensboro, Ky./Davies Co. HS
10	Jenna Blanton	Outfield	Fr.	L/R	Chapel Hill, Tenn./Forrest HS
11	Vanessa Nesby	Outfield	So.	L/R	Corona, Calif./Santiago HS
12	Margaret Tobias	Infield	Fr.	L/R	Urbandale, Iowa/Dowling Catholic HS
14	Jaci Babbs	Outfield	Sr.	L/R	Sturgis, Ky./Union Co. HS
17	Sloan Gayan	P/UTL	Jr.	R/R	Ottawa, Ill./Ottawa Township HS
19	Rylea Smith	UTL	Jr.	L/R	St. Louis, Mo./Parkway North HS
20	Erica Thulen	UTL	So.	R/R	Erie, Ill./Erie-Prophetstown HS
21	Erin Coffel	Infield	So.	R/R	Bremen, Ind./Bremen HS
23	Stephanie Schoonover	P/UTL	So.	R/R	Dothan, Ala./Rehobeth HS
24	Emma Boitnott	Outfield	Sr.	R/R	Normal, Ill./Normal West HS
25	Emmy Blane	Infield	Jr.	R/R	Hopkinsville, Ky./Christian Co. HS
35	Alexia Lacatena	P/UTL	Fr.	R/R	Stanhope, N.J./Lenape Valley Regional HS
42	Izzy Harrison	P/UTL	Fr.	R/R	Franklin, Ind./Franklin Community HS
64	Ella Emmert	C	Fr.	R/R	Lexington, Ky./Lexington Catholic HS
77	Meeko Harrison	Infield	So.	L/R	Fontana, Calif./Etiwanda HS
99	Kayla Kowalik	Catcher	Sr.	L/R	New Braunfels, Texas/St. John Paul II HS

## 2022 COACHING & SUPPORT STAFF

**Head Coach:** Rachel Lawson (15th season)  
**Associate Head Coach:** Kristine Himes (15th season)  
**Assistant Coach:** Molly Belcher (12th season)  
**Director of Operations:** Brittany Cervantes (3rd season)  
**Director of Video Analytics:** Tyler Cope (3rd season)  
**Graduate Manager:** CJ Leighton (5th season)  
**Athletic Trainer:** Bri Papotto (9th season)  
**Equipment Manager:** Myles Poole (6th season)  
**SID:** Chris Shoals (7th season)

## PRONUNCIATION GUIDE

**RENEE** Abernathy ... Ruh-NAY  
 Erin **COFFEL** ... COFF (Like cough) - ULL  
 Sloan **GAYAN** ... GAY-an  
 Victoria **FRAGOSO** ... FROG-Oh-so  
 Kayla **KOWALIK** ... Kuh-Wall-ICK  
 Alexia **LACATENA** ... La-kuh-TEN-uh  
**RYLEA** Smith ... Ry-lee  
**MEEKO** Harrison ... MEE-Ko  
 Stephanie **SCHOONOVER** ... SKOON-over  
 Margaret **TOBIAS** ... Toe-By-Us  
**KRISTINE** Himes ... Kris-TEEN



# 2022 KENTUCKY SOFTBALL | WEEK 11 | MIZZOU

## WEEKLY SCHEDULE FOR UK SOFTBALL TEAM

MONDAY - 18	TUESDAY - 19	WEDNESDAY - 20	THURSDAY - 21	FRIDAY - 22	SATURDAY - 23	SUNDAY - 24
NCAA OFF DAY	Practice: 1-5pm ET  John Cropp Stadium	<b>#9 Kentucky at Eastern Kentucky</b>  W, 10-7	Practice: 1-5pm ET  John Cropp Stadium	Practice: 1-5pm ET  John Cropp Stadium	<b>Missouri at #9 Kentucky</b>  Noon ET SEC Network+	<b>Missouri at #9 Kentucky</b>  7 p.m. ET SEC Network

### 2022 QUICK FACTS

#### GENERAL INFORMATION

Location: .....Lexington, Kentucky  
 Founded: .....1865  
 Enrollment: .....30,000  
 Nickname: ..... Wildcats  
 Colors: ..... Blue and White  
 Conference: ..... Southeastern  
 President: ..... Dr. Eli Capilouto  
 Athletic Director: ..... Mitch Barnhart

#### COACHING/SUPPORT STAFF

**Head Coach:** ..... Rachel Lawson  
 Alma mater: ..... UMass, 1994  
 Years at UK: .....15th Year  
 Record at UK: .....525-306, 164-179 SEC  
 Career record: ..... 617-391 (17th Year)  
**Assistant Coach:** ..... Kristine Himes  
 Alma mater:..... Ohio State, 2003  
 Years at UK:.....15th Year  
**Assistant Coach:** ..... Molly Belcher  
 Alma mater: ..... Kentucky, 2010  
 Years at UK:.....12th Year  
**Director of Operations:** ..... Brittany Cervantes  
 Alma mater:..... Kentucky, 2012  
 Years at UK in Role:.....Third Year

#### TEAM INFORMATION

2021 Record: .....43-16  
 2021 SEC record: .....13-11  
 2021 SEC Finish: .....T-4th  
 2021 NCAA Finish:..... NCAA Super Regionals  
 Final Ranking: ..... 16/15  
 Letterwinners: ..... 16 returning, 4 lost  
 Starters ..... 6 returning, 3 lost  
 Pitchers ..... 3 returning, 3 lost  
 Newcomers: .....7

#### STADIUM INFORMATION

Stadium: ..... John Cropp Stadium (2013)  
 Capacity: ..... 2,117  
 Dimensions:..... L-200, C-220, R-200

#### ATHLETIC COMMUNICATIONS AND PR

Contact: ..... Chris Shoals  
 Office Phone: .....859.257.8437  
 Mobile Phone: .....513.312.2489  
 Email:..... cmsh223@uky.edu

#### Who Coaches Where on Offense?

**On third base** - Kristine Himes (12th year coaching third base; 15th on staff; Offensive Coordinator)

**On first base** - Molly Belcher (12th year coaching first base; 12th on staff)

**In dugout** - Rachel Lawson (pitch caller, substitutions)

#### About John Cropp Stadium

- \* Built: April of 2013
- \* CF - 220
- \* Lines - 200
- \* Full Capacity - 2,117

#### Hosting Is Tradition

2021 was Kentucky's fifth-straight year earning a national seed, and the seventh time ever.

UK also has hosted regionals in 2013, 2014, 2016, 2017, 2018 and 2019.

The Wildcats have won all seven of its hosted NCAA Regionals.

#### Making a SUPER Deal of History

Schools that have made at least 8 Super Regional appearances in the last 10 NCAA Division I Softball Tournaments: Alabama, Arizona, Florida, Florida State, Kentucky, Oklahoma, Oregon, Washington.

#### Magic Number Four

Kentucky is 85-7 (.924) since the start of the 2020 season when it scores at least four runs.

#### First Inning Success

In 2022, UK is outscoring its opponents 43-25 in the first inning, and has scored in the opening frame in 17 of 40 games.

#### Hillenbrand Invitational Champs

Kentucky went 5-0 at the 2022 Hillenbrand Invitational, with two wins over UC Santa Barbara, and single wins each over #11 Arizona, Long Beach State and Loyola-Marymount. UK outscored its opposition 53-13 and picked up its first top-25 win of the season in a 7-6 win over Arizona on its home field.

#### 23 Runs Setting the New School Record

Kentucky set a new school record against UC Santa Barbara with 23 runs scored as the Wildcats helped Rachel Lawson pick up her 500th win at the head of the Kentucky dugout. The Wildcats scored those 23 runs on 20 hits from 11 different players, including home runs from Kayla Kowalik, Lauren Johnson, Meeko Harrison and Victoria Fragoso.

## MEDIA INFORMATION

#### Credentials

All media credential requests should be submitted at least 24 hours prior to home games through UK Communications & Public Relations contact Chris Shoals. Credentials can be picked up at the Joe Craft Center in the Media Relations office.

#### Media Services/Interviews

During games, media will be provided with a media guide as well as notes. Final results are available following each game. For fax service, please contact a member of the UK Media Relations Office. Phones are made available on a first-come, first-serve basis in the press box. Interviews with players and coaches are done in an informal manner on the field following each game. For assistance in locating any member of the UK team, find Chris Shoals for help. For assistance with opposing players and coaches, please see the opposing SID.

#### Practice Interviews

Head coach Rachel Lawson is available for interviews weekday mornings as well as immediately after practice. Her office is located at the Soccer/Softball Offices. Team practices take place from 1-4 p.m., daily during the season. All practices take place at John Cropp Stadium and are subject to change based on class schedules and travel as well as game schedules. Interviews with coaches and/or players are after practice and phone interviews may be arranged. Advance notice is requested for all interviews. Please arrange all interviews through the UK Media Relations Office and softball contact Chris Shoals.



NATIONAL RANKINGS [APRIL 19]

ESPN.com/USA Softball Poll table with columns: #, Team, Record, Previous. Lists top 25 teams including Oklahoma, Alabama, Virginia Tech, UCLA, Florida State, Arkansas, Oklahoma State, Northwestern, Florida, Arizona State, Duke, Kentucky, Georgia, Tennessee, Washington, Texas, Clemson, Auburn, UCF, Oregon, LSU, Michigan, Oregon State, Nebraska, Notre Dame.

RV: Stanford (36), Arizona (26), South Florida (22), San Diego State (11), Mississippi State (10), Louisiana (9), Missouri (9), Illinois (8), USC Upstate (3)

USA Today/NFCA Softball Poll table with columns: #, Team, Record, Previous. Lists top 25 teams including Oklahoma, Alabama, Virginia Tech, UCLA, Florida State, Oklahoma State, Arkansas, Florida, Kentucky, Northwestern, Washington, Duke, Arizona State, Georgia, Tennessee, Texas, Clemson, Auburn, Oregon, UCF, LSU, Notre Dame, Michigan, Arizona, Nebraska.

RV: Stanford (24), USC Upstate (15), Oregon State (13), Louisiana (10), USF (9), Missouri (5), Mississippi State (3), San Diego State (1).

Kentucky in the Polls table with columns: USA Softball, NFCA. Shows rankings for Preseason, February, March, April, May.

Kowalik Breaks School Record for Career Runs Scored

Kayla Kowalik led off the top of the third with a double to left center against LIU on Feb. 26, and after a Rylea Smith sacrifice bunt, Lauren Johnson doubled to left-center field to score Kowalik and break the school record for most runs scored with 174.

New Videoboard at John Cropp Stadium

Big Blue Nation will notice a new videoboard at John Cropp Stadium in 2022. The videoboard was installed in the winter of 2021-22 and will be in use for the 2022 season. It was made and designed by FORMETCO, the same company that made the videoboard inside Memorial Coliseum.

Kowalik's New 2022 Lid

Kayla Kowalik was surprised with a new catcher's mask prior to the 2022 home opener vs. Michigan. It features:

- \* Texas state flag (hometown is New Braunfels, Texas)
\* American flag (symbolizing her being an All-American)
\* Blue checkerboard (UK pattern of Excellence)
\* Spedometer to symbolize her speed
\* 99 (her uniform number)
\* .500 (her 2021 regular season batting average)
\* Chin strap - lyrics to her walk-out song
\* OKC star for the end point of the WCWS
\* Social justice



Pitching Depth Will Carry The Day

Kentucky will be using a variety of pitchers for the 2022 season. Already UK this season has:

- \* 7 pitchers with 15+ innings
\* 6 pitchers with 2+ wins
\* 7 pitchers with 10+ appearances
\* 5 pitchers with at least 1 complete game

Erin Coffel National Player of the Week

On April 19, Erin Coffel became the first Kentucky Softball player to be named NFCA National Player of the Week since 2014. Coffel hit .667 on the week in Kentucky's four games and clubbed an even .700 in UK's series against Arkansas as she hit three home runs and drove in 10 runs on the week. Coffel had two five-RBI games, one off her career high, and smacked two home runs in UK's win over No. 6 Arkansas on Saturday. She also was named the SEC Player of the Week.

Kentucky in Tuscaloosa

Kentucky's 9-4 win over Alabama on March 20 tied the most runs scored against Alabama at Rhoads Stadium (nine) in program history (also done on May 5, 2013, a 9-5 victory).

It was also Kentucky's largest win against Alabama at Rhoads Stadium (five runs) in program history (also done on May 4, 2013, a 5-0 victory).

Kentucky's RPI Breakdown By The Numbers

Kentucky is currently ranked No. 17 in the NCAA RPI. Below are some important elements to the RPI that tell Kentucky's tale:

- \* Best current win: Alabama (2)
\* Worst current loss: Miami (79)
\* Quad 1 record: 8-9
\* Quad 2 record: 6-1
\* Quad 3 record: 5-1
\* Quad 4 record: 11-0
\* Games remaining in Quad 1: 3 games
\* Games remaining in Quad 2: 6 games
\* Games remaining in Quad 3: 0 games
\* Games remaining in Quad 4: 1 game
\* Strength of Schedule: 12
\* Average RPI win: 101
\* Average RPI loss: 19
\* Conference RPI: 1 (SEC)

Quad 1: 1-25; Quad 2: 25-50; Quad 3: 51-100; Quad 4: 100+



# 2022 KENTUCKY SOFTBALL | WEEK 11 | MIZZOU

## 2022 TEAM LEADERS

### Hitting

#### BATTING AVERAGE

Erin Coffel (.434)  
 Kayla Kowalik (.409)  
 Lauren Johnson (.366)

#### AT-BATS

Kayla Kowalik (132)  
 Lauren Johnson (131)  
 Erin Coffel (122)

#### RUNS

Kayla Kowalik (40)  
 Lauren Johnson (39)  
 Erin Coffel (30)

#### HITS

Kayla Kowalik (54)  
 Erin Coffel (53)  
 Lauren Johnson (48)

#### DOUBLES

Taylor Ebbs (9)  
 Erin Coffel (8)  
 Kayla Kowalik, Miranda Stoddard, Lauren Johnson (6)

#### TRIPLES

Lauren Johnson (4)  
 Kayla Kowalik (2)  
 Renee Abernathy/Taylor Ebbs, Alexia Lacatena (1)

#### HOME RUNS

Erin Coffel (14)  
 Renee Abernathy (10)  
 Miranda Stoddard (8)

#### RBI

Erin Coffel (51)  
 Renee Abernathy (35)  
 Lauren Johnson (29)

#### SLUGGING PCT.

Erin Coffel (.844)  
 Renee Abernathy (.660)  
 Taylor Ebbs (.619)

### Pitching

#### ERA

Alexia Lacatena (3.35)  
 Miranda Stoddard (3.52)

#### STRIKEOUTS

Stephanie Schoonover (43)  
 Tatum Spangler (31)  
 Miranda Stoddard (30)  
 Alexia Lacatena (29)

## Kentucky Sells Out Oklahoma Game, Sets New Attendance Record

Kentucky sold out its midweek game against Oklahoma on March 22, when a stadium-capacity crowd of 2,117 fans showed up to watch the Wildcats and Sooners. It was the largest crowd to ever watch a regular-season game in the history of John Cropp Stadium and the first-ever regular-season sellout in program history.

### Coffel in SEC Play

In SEC play this season in 12 games against #3 Alabama, #6 Arkansas, #18 Auburn, #20 LSU and Ole Miss, Erin Coffel has:

- \* Hitting a team-best .481
- \* 10 XBH (4 2B, 6 HR)
- \* 17 RBI
- \* Scored a team-leading 15 runs
- \* 3-4 on stolen bases
- \* 4 walks
- \* Game-winning 3-run home run in T8th at LSU
- \* Game-winning solo HR in T7th at Arkansas

### Kentucky and Mizzou Series History

Overall: Series tied, 10-10  
 Lawson vs. Anderson: 0-3  
 Lawson vs. MIZ: 8-7  
 Last series: MIZ swept in Lexington, 3-0  
 Last series in Lexington: MIZ, 3-0, 2019  
 Last UK series win: 2017, 3-0 in Columbia  
 Last MIZ series win: 2019, 3-0 in Lexington  
 Last 5 series: UK leads, 4-1  
 Overall game streak: MIZ has won 3 games in a row

### Coffel Finalist for USA Softball National Player of the Year

Erin Coffel has been voted as a finalist for the 2022 USA Softball National Player of the Year, the organization announced Wednesday. Coffel is one of 25 finalists that was voted upon by a panel of media members and coaches.

The list of 25 will be dwindled down to a final 10 on May 4 with the top three finalists announced on May 18. The 2022 USA Softball Collegiate Player of the Year award winner will be announced prior to NCAA Women's College World Series.

### Lawson Gets to 30 Wins for 13th Time

With Kentucky's win over ECU on April 20, Kentucky won its 30th game of the season. That is the 13th time in 15 seasons under head coach Rachel Lawson that UK has won 30+ games.

The only two seasons UK didn't get to 30 wins was her first season at Kentucky in 2008, and the COVID-shortened season in 2020.

## 2022 MISC. STATS

Multi-Hit Games	2	3	4	5+	Total
Erin Coffel	13	2	1	-	16
Kayla Kowalik	11	3	1	-	15
Lauren Johnson	7	5	-	-	12
Renee Abernathy	8	1	-	-	9
Rylea Smith	6	1	1	-	8
Taylor Ebbs	5	1	-	-	6
Miranda Stoddard	6	-	-	-	6
Emmy Blane	5	-	-	-	5
Kennedy Sullivan	3	-	-	-	3
Tatum Spangler	2	-	-	-	2
Meeko Harrison	2	-	-	-	2
Margaret Tobias	1	-	-	-	1
Victoria Fragoso	1	-	-	-	1
Vanessa Nesby	1	-	-	-	1
Alexia Lacatena	1	-	-	-	1

TEAM	72	13	3	0	88
------	----	----	---	---	----

Multi-RBI Games	2	3	4	5+	Total
Erin Coffel	8	2	1	3	14
Renee Abernathy	3	2	1	2	8
Miranda Stoddard	3	2	2	1	8
Taylor Ebbs	6	1	-	-	7
Kayla Kowalik	4	3	-	-	7
Kennedy Sullivan	4	2	-	-	6
Emmy Blane	2	2	1	-	5
Lauren Johnson	3	-	1	1	5
Meeko Harrison	4	-	-	-	4
Alexia Lacatena	2	-	-	-	2
Victoria Fragoso	-	-	1	-	1
Tatum Spangler	1	-	-	-	1

TEAM	40	14	7	7	68
------	----	----	---	---	----

Hitting Streaks	Longest	Current
Kayla Kowalik	21	-
Renee Abernathy	10	-
Erin Coffel	10	6
Kennedy Sullivan	7	-
Lauren Johnson	7	1
Taylor Ebbs	6	1
Emmy Blane	4	1
Alexia Lacatena	4	-
Rylea Smith	4	1
Miranda Stoddard	4	1
Jaci Babbs	3	-
Tatum Spangler	3	3
Margaret Tobias	3	-

Reach Base Streaks	Longest	Current
Kayla Kowalik	21	-
Erin Coffel	16	6
Renee Abernathy	12	-
Taylor Ebbs	9	1
Lauren Johnson	8	1
Rylea Smith	7	1
Kennedy Sullivan	7	-
Miranda Stoddard	6	1
Emmy Blane	5	1
Alexia Lacatena	4	-
Vanessa Nesby	3	-
Meeko Harrison	3	1
Margaret Tobias	3	-
Tatum Spangler	3	3



## 2022 KENTUCKY SOFTBALL | WEEK 11 | MIZZOU

### Renee Abernathy's Week vs. Okla, AUB

Renee Abernathy hit a home run in every game this week as Kentucky played No. 1 Oklahoma and won its series with No. 18 Auburn. Abernathy became the third player to hit a HR off of Jordy Bahl this season on Tuesday night and then had walk-off homers against Auburn on Friday and Sunday to help seal the series. The Springfield, Illinois native hit .500 on the week with 12 RBI, six hits and five runs scored. The four-game streak for Abernathy is a new high for consecutive homers hit in a row.

She was named the SEC Co-Player of the Week for this on March 29.

### Spangler Sparkles at Tiger Park

Tatum Spangler picked up the win in the circle for all three of Kentucky's wins at No. 20 LSU.

On the weekend, she pitched a total of nine innings, allowing just one run and securing the first sweep of LSU in Baton Rouge by UK since 2016.

Spangler struck out a new career-high seven batters in Friday's game, recorded 2.1 scoreless innings Saturday in UK's come-from-behind win, and closed out the series with the final 1.1 innings pitched to secure the sweep.

The senior in total for the four-game week, including vs. Ohio St. in the midweek, threw 14.0 of her season's 18.2 innings pitched, allowing just one run and striking out 12 batters.

### Kayla Kowalik in the UK Record Books

	<u>Kowalik</u>	<u>UK Record</u>
Hits	251	285
Batting Avg.	.417	.389
Triples	21	21*
Walks	88	131
Runs Scored	197	185*
Total Bases	367	454
Stolen Bases	62	84

\* = Kowalik holds record

## WHEN WAS THE LAST TIME

### An Kentucky hitter:

Hit 2 extra base hits ...	Emmy Blane & Taylor Ebbs (at EKU) . . . . .	4/20/22
Hit 3 extra base hits . . . . .	Kayla Kowalik (2B, 3B, HR vs. NC Central) . . .	2/23/21
Hit 2 home runs . . . . .	Erin Coffel (HR, HR at Arkansas) . . . . .	4/16/22
Hit a Grand Slam . . . . .	Renee Abernathy (vs. Auburn) . . . . .	3/25/22
Scored 4 runs . . . . .	Kayla Kowalik (vs. UC Santa Barbara) . . . . .	2/20/22
Had 5+ RBI . . . . .	Erin Coffel (5 at Arkansas) . . . . .	4/16/22
Had 4+ RBI . . . . .	Erin Coffel (5 at Arkansas) . . . . .	4/16/22
Had 4 walks . . . . .	Abbey Cheek at Alabama - 4) . . . . .	4/28/19
Had 2 stolen bases . . . . .	Erin Coffel (2 - at Arizona) . . . . .	2/19/22
Hit for the cycle . . . . .	Brooke Marnitz (vs. Indiana State) . . . . .	2/25/06
Hit an inside-the-park HR . . . . .	Renee Abernathy (vs. Buffalo) . . . . .	3/10/22

### An Kentucky fielder:

Had 15 putouts . . . . .	Griffin Joiner (vs. South Carolina - 15) . . . . .	4/18/15
Had 7 assists . . . . .	Katie Reed (vs. Texas A&M - 8) . . . . .	4/14/18

### An Kentucky pitcher:

Had 10 strikeouts . . . . .	Meagan Prince (14 - at UT Martin) . . . . .	4/27/17
Pitched a one-hitter . . . . .	Grace Baalman (vs. Auburn) . . . . .	4/21/19
Pitched a no-hitter . . . . .	Stephanie Schoonover (at Louisville) . . . . .	4/12/22
Pitched a perfect game . . . . .	Chanda Bell (vs. Austin Peay - Game 1) . . . . .	4/6/11
	Rachel Riley (vs. Austin Peay - Game 2) . . . . .	4/6/11

### An Opponent hitter:

Hit 2 extra base hits . . . . .	KB Sides (Arkansas, HR, HR) . . . . .	4/17/22
Hit 2 home runs . . . . .	KB Sides (Arkansas, HR, HR) . . . . .	4/17/22
Scored 4 runs . . . . .	Celene Funke (Louisville - 4) . . . . .	4/17/19
Had 5 RBI . . . . .	Saige Pye (Marshall - 7) . . . . .	3/12/20
Had 3 walks . . . . .	Amanda Lorenz (Florida) . . . . .	4/16/17
Had 3 strikeouts . . . . .	M. Hackbarth (Arizona State - 4) . . . . .	2/15/20
Had 2 stolen bases . . . . .	Bella Loonis (Arizona State - 2) . . . . .	2/15/20

### An Opponent pitcher:

Had 10 strikeouts . . . . .	Chenise Delce (Arkansas - 10) . . . . .	4/15/22
Pitched a one hitter . . . . .	Alexis Osorio (Alabama) . . . . .	3/31/18
Pitched a no-hitter . . . . .	Kelly Barnhill (Florida) . . . . .	3/9/18

**Bold = Event happened in 2022**

## TRACKING KENTUCKY'S EXTRA-BASE HITS IN 2022 AND CAREER

Player	Doubles 2022 (career)	Triples 2022 (career)	Home Runs 2022 (career)	Totals 2022 (career)
Lauren Johnson	6 (34)	4 (12)	4 (11)	14 (59)
Renee Abernathy	5 (15)	1 (3)	10 (23)	16 (42)
Jaci Babbs	0 (2)	0 (0)	0 (0)	0 (2)
Kayla Kowalik	6 (30)	2 (21)	3 (15)	11 (66)
Tatum Spangler	2 (19)	0 (1)	0 (3)	2 (23)
Miranda Stoddard	6 (11)	0 (0)	7 (15)	13 (25)
Rylea Smith	3 (14)	0 (0)	0 (3)	3 (18)
Emma Boltmott	0 (0)	0 (0)	0 (0)	0 (0)
Emmy Blane	4 (4)	0 (0)	3 (3)	7 (7)
Erin Coffel	8 (15)	0 (1)	14 (30)	22 (46)
Victoria Fragoso	0 (0)	0 (0)	1 (1)	1 (1)
Meeke Harrison	1 (1)	0 (0)	1 (2)	2 (3)
Vanessa Nesby	0 (1)	0 (1)	0 (0)	0 (2)
Erica Thulen	1 (1)	0 (0)	0 (0)	1 (1)
Stephanie Schoonover	0 (0)	0 (0)	0 (0)	0 (0)
Jenna Blanton	0 (0)	0 (0)	0 (0)	0 (0)
Taylor Ebbs	9 (9)	1 (1)	6 (6)	16 (16)
Ella Emmert	0 (0)	0 (0)	0 (0)	0 (0)
Izzy Harrison	0 (0)	0 (0)	0 (0)	0 (0)
Alexia Lacatena	1 (1)	0 (0)	0 (0)	2 (2)
Hallie Mitchell	0 (0)	0 (0)	0 (0)	0 (0)
Margaret Tobias	0 (0)	0 (0)	0 (0)	0 (0)
Kennedy Sullivan	5 (5)	0 (0)	4 (4)	8 (8)
<b>TOTALS</b>	<b>57 (162)</b>	<b>9 (41)</b>	<b>52 (117)</b>	<b>122 (325)</b>



# 2022 KENTUCKY SOFTBALL | WEEK 11 | MIZZOU

## WINS OVER TOP-25 TEAMS RACHEL LAWSON ERA

**The Breakdown**  
 Total wins over top 25: 122  
 Total wins over top 10: 59  
 Total wins over top 5: 33

### Career wins over top-25 opponents

Date	Opponent	Score
4/16/22	at #6 Arkansas	10-7
4/13/22	at #20 LSU	8-5
4/13/22	at #20 LSU	8-5
4/1/22	at #20 LSU	5-3
3/27/22	vs. #18 Auburn	5-4
3/25/22	vs. #18 Auburn	10-3
3/20/22	at #3 Alabama	9-4
3/4/22	vs. #19 Michigan	9-2
2/19/22	at #11 Arizona	7-6
4/23/21	vs. #17 LSU	7-5
4/17/21	vs. #20 Georgia	11-3 (5)
4/17/21	vs. #18 Tennessee	16-2
3/29/21	vs. #3 Alabama	5-4 (8)
3/28/21	vs. #3 Alabama	4-2
3/15/21	at #5 Florida	4-2 (9)
3/9/21	vs. #7 Minnesota	7-0
2/10/19	vs. #17 Ole Miss	8-0 (5)
2/28/19	at #3 Alabama	3-2 (13)
4/26/19	at #3 Alabama	4-1
4/22/19	vs. #14 Auburn	7-0
4/21/19	vs. #14 Auburn	7-3
4/21/19	vs. #14 Auburn	7-0
4/14/19	at #5 LSU	3-2
4/5/19	vs. #17 Ole Miss	11-4
3/30/19	at #13 Arkansas	16-2
3/10/19	at #13 South Carolina	5-1
3/9/19	at #11 South Carolina	11-2
3/8/19	at #11 South Carolina	5-0
2/17/19	vs. No. 23 James Madison (N)	6-1
2/17/19	vs. No. 19 Oregon (N)	12-3 (5)
2/24/18	at No. 1 Oregon	9-6
6/6/18	vs. No. 12 South Carolina	8-4
4/18/18	vs. No. 12 South Carolina	7-5
4/27/18	at No. 6 Tennessee	9-8 (8)
4/21/18	at No. 6 Georgia	7-2
4/15/18	at No. 9 Texas A&M	3-2
3/31/18	vs. No. 16 Alabama	11-6
3/18/18	vs. No. 8 LSU	2-0
3/17/18	vs. No. 8 LSU	4-1
2/10/17	vs. No. 23 South Carolina	7-3
2/30/17	vs. No. 4 Texas A&M	7-4
4/29/17	vs. No. 4 Texas A&M	7-2
4/16/17	vs. No. 3 Florida	5-1
4/16/17	at No. 24 Ole Miss	1-0
3/25/17 (2)	vs. No. 22 Arkansas	2-0
3/25/17 (1)	vs. No. 22 Arkansas	7-5
2/24/17	vs. No. 22 Arkansas	2-1
3/19/17	at No. 16 Georgia	2-1
3/12/17	vs. No. 15 Michigan	5-1
3/17/17	at No. 5 UCLA	2-1 (11)
5/22/16	vs. No. 25 Utah	4-0
4/22/16	at No. 4 Alabama	3-2
4/17/16	vs. No. 18 Missouri	3-2
4/15/16	vs. No. 18 Missouri	7-6
4/11/16	at No. 8 LSU	2-0
4/10/16	at No. 8 LSU	7-0
4/9/16	at No. 8 LSU	7-0
2/15/16	at No. 22 Arizona State	5-3
2/15/16	vs. No. 20 Utah (N)	1-0
2/13/16	vs. No. 4 Oregon (N)	8-6
2/12/16	vs. No. 25 Notre Dame (N)	10-7
2/11/15	at No. 16 Notre Dame	4-1
4/6/15	vs. No. 5 Alabama	4-1
3/28/15	vs. No. 1 LSU	5-2
3/27/15	vs. No. 1 LSU	3-1
3/15/15	at No. 20 Texas A&M	3-2
2/16/15	vs. No. 10 Arizona	3-2
2/8/15	at No. 5 Florida State	3-1
5/29/14	vs. No. 6 La.-Lafayette	4-1
2/25/14	at No. 3 UCLA	7-1
2/23/14	at No. 3 UCLA	7-1
2/13/14	vs. No. 25 James Madison	2-1
2/9/14	vs. No. 25 LSU	4-3 (9)
5/8/14	vs. No. 7 Tennessee	2-0
4/27/14	vs. No. 8 Tennessee	2-0
4/27/14	vs. No. 18 Texas A&M	5-3
4/6/14	vs. No. 18 Texas A&M	4-2 (10)
3/30/14	vs. No. 21 Auburn	2-1
3/15/14	at No. 16 Missouri	8-7 (8)
3/15/14	at No. 16 Missouri	5-3
3/15/14	vs. No. 15 Texas	6-4
2/7/14	vs. No. 2 Oklahoma	5-4 (10)
5/5/13	at No. 7 Alabama	9-5 (8)
2/24/13	at No. 7 Alabama	5-0
2/27/13	vs. No. 11 Missouri	8-2
4/24/13	vs. No. 7 Louisville	2-1
4/12/13	vs. No. 3 Florida	4-2
3/13/13	vs. No. 25 North Carolina	18-0
3/13/13	vs. No. 16 Washington (N)	3-2
2/10/13	vs. No. 20 Stanford (N)	3-1
2/8/13	vs. No. 3 Cal (N)	3-2 (9)
5/6/12	vs. No. 22 LSU	1-0
4/12/12	vs. No. 22 LSU	2-1
4/12/12	vs. No. 22 LSU	4-3 (8)
4/29/12	at No. 2 Florida	5-1
4/27/12	at No. 2 Florida	2-0
4/13/12	vs. No. 10 Georgia	4-0
4/13/12	vs. No. 10 Georgia	4-1
3/30/12	at No. 9 Tennessee	5-3
2/24/12	at No. 18 Auburn	5-2
2/23/12	at No. 18 Auburn	8-4 (8)
2/28/11	vs. No. 5 California	8-0 (5)
5/21/11	at No. 2 Michigan	7-1
5/21/11	at No. 2 Michigan	7-6
5/20/11	vs. No. 21 Notre Dame (N)	8-0 (5)
5/7/11	vs. No. 23 Auburn	10-2 (6)
4/5/11	vs. No. 5 Florida	7-6
4/5/11	vs. No. 5 Florida	7-6
4/1/11	vs. No. 5 Florida	10-2 (6)
3/18/11	at No. 25 LSU	6-1
3/13/11	vs. No. 7 Tennessee	5-4 (10)
3/13/11	vs. No. 7 Tennessee	9-5
1/11/11	vs. No. 22 Ohio State (N)	9-0 (5)
5/21/10	at No. 19 Ohio State	6-5
4/17/10	at No. 3 Florida	5-3
3/27/10	vs. No. 7 Georgia	5-4
3/16/10	vs. No. 5 Alabama	5-4
5/11/10	at No. 5 Arizona State	5-2
5/7/09	vs. No. 7 Georgia (N)	2-0
4/18/09	vs. No. 12 Tennessee	6-5
3/7/09	at No. 19 LSU	6-5
3/15/08	at No. 6 Tennessee	2-1 (8)

Home: 51 | Away: 46 | Neutral: 19 | SEC: 73

## 2022 UK HONORS

### Kayla Kowalik

- Preseason All-SEC
- Preseason D1 Softball All-America

### Renee Abernathy

- SEC Player of the Week (3/29)

### Erin Coffel

- Preseason All-SEC
- SEC Player of the Week (2/21/22)
- NFCA National Player of the Week (4/19/22)
- SEC Player of the Week (4/19/22)
- Top-25 Finalist for USA Softball National Player of the Year

### Lauren Johnson

- Northern Lights/Southern Nights All-Tourney Tm
- #SCTop10 catch vs. Buffalo (#3) on March 10

### Miranda Stoddard

- Northern Lights/Southern Nights All-Tourney Tm

### Tatum Spangler

- D1 Softball Pitcher of the Week (4/4/22)

## GAME NOTES (CONT'D)

### Schoonover No-Hits Louisville in "Battle of the Bluegrass"

Stephanie Schoonover threw her second no-hitter of the season on April 12 as Kentucky run-ruled Louisville, 9-0.

Schoonover needed just 66 pitches and faced only one over the minimum in the game, as she had two walks and a double play.

UK now leads the overall series, 22-20.

### Kentucky Sweeps #20 LSU

Kentucky picked up an SEC sweep over LSU to open the month of April for the 2022 season.

\* UK outscored LSU 11-3 in the 6th, 7th and 8th inning

\* Tatum Spangler won all three games in the circle

\* Kentucky pitching struck out 19 LSU batters

\* Five UK players had 3+ hits in the series

\* Kentucky hit .302 for the series with six XBH

\* UK's first road sweep of LSU since

2016

## UK'S RECORD WHEN ...

	All	SEC
One-run game	3-3	1-3
Single game	16-11	7-6
First of Day	7-0	1-0
Second of Day	7-0	1-0
Home	10-5	4-2
Away	9-5	5-4
Neutral	11-1	0-0
vs. Kentucky schools	2-0	0-0
vs. Top 10	2-5	2-4
vs. Top 25	10-8	7-5
UK scores first	21-1	6-1
UK scores 0-2 runs	0-8	0-4
UK scores 3-5 runs	6-2	3-1
UK scores 6-9 runs	13-1	4-1
UK scores 10+ runs	11-0	2-0
Opp. scores first	8-10	3-5
Opp. scores 0-2 runs	13-1	2-1
Opp. scores 3-5 runs	10-3	6-2
Opp. scores 6-9 runs	5-7	1-3
Opp. scores 10+ runs	0-0	0-0
UK has 3 or fewer hits	0-1	0-0
UK has 4-6 hits	3-7	1-4
UK has 7-9 hits	6-3	2-2
UK has 10+ hits	21-0	6-0
Opp. has 3 or fewer hits	8-0	0-0
Opp. has 4-6 hits	7-3	2-2
Opp. has 7-9 hits	11-4	6-3
Opp. has 10+ hits	3-4	1-1
UK has no errors	14-2	6-2
UK has 1 error	8-7	1-3
UK has 2+ errors	8-2	2-1
Leading or tied after 4 innings	25-2	7-1
Leading or tied after 5 innings	27-1	7-1
Leading or tied after 6 innings	20-0	7-0
Trailing after 4 innings	5-9	2-5
Trailing after 5 innings	3-10	2-5
Trailing after 6 innings	3-11	2-6
Extra-inning games	2-0	1-0
Walk-off's (7+ innings only)	2-0	1-0
UK hits a double	28-4	9-4
UK hits a triple	5-1	1-0
UK hits a home run	24-5	8-3
UK has 4+ extra base hits	16-1	4-1
UK steals a base	21-4	6-3
UK steals 2+ bases	10-0	2-0
In February	13-1	0-0
In March	9-7	3-3
In April	8-3	6-3
In May	0-0	0-0
On Monday	0-0	0-0
On Tuesday	1-2	0-0
On Wednesday	1-1	0-0
On Thursday	4-1	0-0
On Friday	9-3	2-3
On Saturday	9-2	2-2
On Sunday	6-2	5-1



GAME NOTES (CONTINUED FROM PAGE 7)

SEC Preseason Poll vs. Reality

2022 SEC Softball Preseason Coaches' Poll is on the left and the current standings show where they are in relation to where the teams were picked at the start of the year.

Table with 2 columns: PRESEASON, CURRENT STANDING. Lists teams from 1. Alabama to 13. South Carolina with their respective standing changes.

SWEEPing Away Bad Results

Kentucky was not swept in a single SEC series during 2021, despite having the most difficult schedule rotation of the three rotations last year.

Abernathy Goes Inside the Park

Kentucky outfielder Renee Abernathy hit the first inside-the-park home run at Kentucky since 2014, when she touched all four against Buffalo on March 10 in the Bluegrass Classic.

The Tenured Trio

2022 marks the 12th-straight year that Rachel Lawson, Kristine Himes and Molly Belcher will make up the full-time coaching staff.

Kentucky Wins FAU Strikeout Cancer Classic

Kentucky went 4-0 at the 2022 FAU Strikeout Cancer classic, winning all four games by four or more runs.

in an 8-0 win over Columbia and has now won three-straight tournaments in Boca Raton, Florida. (2017, 2021, 2022).

Coffel Goes Yard 4x in One Weekend

Sophomore Erin Coffel tied her own school record with six RBI in a single game at the FAU Strikeout Cancer Classic, as she hit .416 and clubbed four home runs in four games.

No-No #1 From Schoonover

Stephanie Schoonover threw a no-hitter as the sophomore went 5.0 innings allowing no runs on no hits, with seven strikeouts as UK beat UC Santa Barbara 23-0 to open the Hillenbrand Invitational hosted by the University of Arizona.

Lawson Gets to 500

Kentucky Softball head coach Rachel Lawson recorded her 500th win as the head coach of Kentucky Softball in a 23-0 win over UC Santa Barbara.

Erin Coffel Wins First-Career SEC Player of the Week

Erin Coffel won the SEC Player of the Week award for the first time in her career Monday afternoon, Feb. 21. Coffel hit .692 on the weekend as Kentucky went 5-0 at the 2022 Hillenbrand Invitational.

Stoddard and Johnson All-Tourney

UK's Lauren Johnson and Miranda Stoddard were named to the inaugural Northern Lights/Southern Nights All-Tournament Team on Monday, Feb. 14.

Lauren Johnson led Kentucky in hitting with a .500 average, four runs scored, eight hits, three triples and six RBI to lead all Wildcats. Johnson's weekend put her at the top of the UK

offense in batting average, hits, triples and RBI after the first five games of the season.

Miranda Stoddard finished the weekend 2-1 in the circle with a 1.66 ERA thanks to a complete-game win over Wisconsin and a win in relief against Liberty.

Four on 2021 NFCA All-Region Teams

Kayla Kowalik was named the first team catcher, with both Erin Coffel (SS) and Autumn Humes (P) voted to the second team.

Top-Five Cats

Kentucky finished in a tie for fifth in the SEC in 2021. It's the fifth time in UK history UK has finished fifth or higher in the SEC (2000, 2012, 2014, 2016, 2019 and 2021).

Kentucky Dental

Rachel Lawson has coached two UK players at Kentucky who have opened up their own dental practices in the Bluegrass.

Wildcats Picked Eighth in SEC By League Coaches

Table with 2 columns: Rank, Team. Lists 2022 SEC Softball Preseason Coaches' Poll results from 1. Alabama (7) 138 to 13. South Carolina 13.





# 2022 KENTUCKY SOFTBALL | WEEK 11 | MIZZOU

## 2022 SEC STANDINGS

School	SEC	Pct.	All	Pct.	Home	Away	Neu.	Streak
Arkansas	11-4	.733	32-8	.800	20-4	7-2	5-2	W1
Alabama	13-5	.722	38-6	.864	20-3	10-3	8-0	W4
Tennessee	11-6	.647	30-13	.698	14-4	8-3	8-6	L1
Florida	11-7	.611	35-9	.795	17-7	12-2	6-0	W5
<b>Kentucky</b>	<b>9-6</b>	<b>.600</b>	<b>30-11</b>	<b>.732</b>	<b>10-5</b>	<b>9-5</b>	<b>11-1</b>	<b>W1</b>
Georgia	9-6	.600	36-9	.800	26-4	5-5	5-0	W2
LSU	8-7	.533	28-16	.636	21-7	5-6	2-3	W4
Auburn	7-8	.467	34-9	.791	26-3	4-5	4-1	W5
Mississippi State	7-8	.467	28-17	.622	22-6	4-9	2-2	W2
Missouri	5-9	.357	25-17	.595	10-7	4-6	11-4	L1
Ole Miss	5-10	.333	30-14	.682	17-5	3-7	10-2	W1
Texas A&M	3-12	.200	24-17	.585	20-6	2-8	2-3	L3
South Carolina	2-13	.133	25-21	.543	16-11	3-10	6-0	W2

# - SEC Regular Season Champion; \$ - SEC Tournament Champion

## SEC WEEKLY AWARDS

### Feb. 14, 2022

Player of the Week: Haley Lee, Texas A&M  
Pitcher of the Week: Shelby Lowe (Auburn) and Ashley Rogers (Tennessee)  
Freshman of the Week: Lexie Delbrey (Florida)

### Feb. 21, 2022

Player of the Week: Erin Coffel (Kentucky)  
Pitcher of the Week: Montana Fouts (Alabama)  
Freshman of the Week: Kendra Falby (Florida)

### Feb. 28, 2022

Player of the Week: Makayla Packer (Auburn) and Casidy Chaumont (Missouri)  
Pitcher of the Week: Montana Fouts (Alabama)  
Freshman of the Week: Kendra Falby (Florida)

### March 7, 2022

Player of the Week: Jayda Kennedy (Georgia)  
Pitcher of the Week: Maddie Penta (Auburn)  
Freshman of the Week: Kara Daly (Mizzou)

### March 14, 2022

Player of the Week: Hannah Gammill (Arkansas)  
Pitcher of the Week: Mary Haff (Arkansas)  
Freshman of the Week: Raelin Chaffin (LSU)

### March 21, 2022

Player of the Week: Danielle Gibson (Arkansas)  
Pitcher of the Week: Makinzy Herzog (Texas A&M)  
Freshman of the Week: Jessie Blaine (Auburn)

### March 29, 2022

Player of the Week: Renee Abernathy (Kentucky) and Addison Purvis (Mississippi State)  
Pitcher of the Week: Anna Borgen (Ole Miss)  
Freshman of the Week: Kacie Hoffman (Arkansas)

### April 5, 2022

Player of the Week: Kim Wert (Mizzou)  
Pitcher of the Week: Lexi Kilfoyl (Alabama)  
Freshman of the Week: Katie Dack (Texas A&M)

### April 12, 2022

Player of the Week: Lacey Fincher (Georgia)  
Pitcher of the Week: Chenise Delce (Arkansas)  
Freshman of the Week: Lyndi Rae Davis (Georgia)

### April 19, 2022

Player of the Week: Erin Coffel (Kentucky) and Ivy Davis (Tennessee)  
Pitcher of the Week: Montana Fouts (Alabama)  
Freshman of the Week: Bri Ellis (Auburn)

### April 26, 2022

Player of the Week:  
Pitcher of the Week:  
Freshman of the Week:

### May 3, 2022

Player of the Week:  
Pitcher of the Week:  
Freshman of the Week:

### May 10, 2022

Player of the Week:  
Pitcher of the Week:  
Freshman of the Week:

### 2021 SEC Postseason Awards:

Player of the Year: Bailey Hemphill (Alabama)  
Pitcher of the Year: Fouts (Alabama), Haff (Arkansas)  
Freshman of the Year: Jenna Laird (Missouri)  
Coach of the Year: Courtney Diefel (Arkansas)  
Scholar-Athlete of the Year: Cailin Hannon (Tennessee)

## THE SEC IN THE 2021 NCAA TOURNAMENT

### Top-Eight Seeds

- (3) Alabama (Clemson, Troy & Alabama St.)
- (4) Florida (USF, Baylor and South Alabama)
- (6) Arkansas (Stanford, SDSU and Manhattan)
- (7) LSU (Louisiana, McNeese, George Washington)
- (8) Missouri (UIC, UNI, Iowa State)

### Regional No. 2 Seeds

- Georgia (Hosting #13 Duke, WKU, UNCG)
- Texas A&M (Oklahoma\*, Wichita State, Morgan St.)
- Mississippi St. (Okla. St.\*, Campbell, Boston U)
- Ole Miss (Arizona\*, UMBC, Villanova)

### Regional Hosts

- (9) Tennessee (Eastern KY, JMU, Liberty)
- (14) Kentucky (Notre Dame, Miami, Northwestern)



Katie Reed (2016-2019)



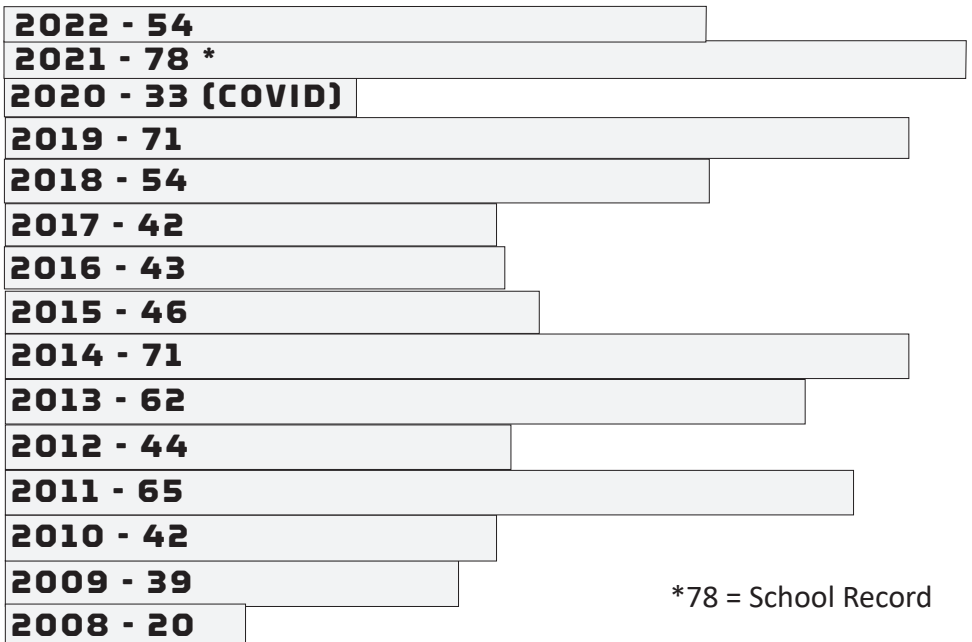
## 2022 KENTUCKY SOFTBALL | WEEK 11 | MIZZOU

### SOUTHEASTERN CONFERENCE BREAKDOWN KENTUCKY'S HISTORY IN SEC ACTION

Team	Years of UK Series Victories	2022 Breakdown: 9-6
Mississippi State (9):	1998, 2002, 2009, 2010, 2011, 2013, 2014, 2016, 2018	at #3 Alabama (1-2) Game 1: L, 4-2 Game 2: L, 3-2 Game 3: W, 9-4
Auburn (5):	2000, 2001, 2009, 2012, 2022	#18 AUBURN (2-1)  Game 1: W, 11-3 (6) Game 2: L, 6-3 Game 3: W, 5-4
Florida (3):	2000, 2011, 2012	
Georgia (2):	2000, 2012	at #20 LSU (3-0)  Game 1: W, 5-3 Game 2: W, 8-5 (8) Game 3: W, 5-3
Tennessee (2):	2000, 2011	
Ole Miss (10):	2001, 2007, 2008, 2009, 2010, 2012, 2013, 2014, 2016, 2022	OLE MISS (2-1)  Game 1: L, 7-6 Game 2: W, 6-2 Game 3: W, 8-2
South Carolina (9):	2001, 2006, 2009, 2010, 2011, 2012, 2013, 2016, 2018, 2019	at #6 Arkansas (1-2)  Game 1: L, 2-1 Game 2: W, 10-7 Game 3: L, 8-0
Arkansas (7):	2002, 2003, 2010, 2011, 2014, 2016, 2017	
Alabama (3):	2013, 2019, 2021	MISSOURI  Game 1: Game 2: Game 3:
LSU (6):	2012, 2015, 2016, 2017, 2018, 2022	
Missouri (3):	2014, 2016, 2017	MISSISSIPPI STATE  Game 1: Game 2: Game 3:
South Carolina (4):	2016, 2018, 2019, 2021	
Texas A&M (4):	2014, 2017, 2020, 2021	at South Carolina  Game 1: Game 2: Game 3:
<b>Year:</b>	<b>UK's Series Captured that Season</b>	
1997 (0):	-	
1998 (1):	Mississippi State	
1999 (0):	-	
2000 (4):	Auburn, Florida, Georgia, Tennessee	
2001 (3):	Auburn, Ole Miss, South Carolina	
2002 (2):	Arkansas, Mississippi State	
2003 (1):	Arkansas	
2004 (0):	-	
2005 (0):	-	
2006 (1):	South Carolina	
2007 (1):	Ole Miss	
2008 (1):	Ole Miss	
2009 (4):	Auburn, Mississippi State, Ole Miss, South Carolina	
2010 (4):	Arkansas, Mississippi State, Ole Miss, South Carolina	
2011 (5):	Arkansas, Mississippi State, Tennessee, Florida, South Carolina	
2012 (6*):	Auburn, Georgia, Ole Miss, Florida, LSU, South Carolina	
2013 (4):	Ole Miss, Miss. State, South Carolina, Alabama	
2014 (5):	Mississippi State, Missouri, Texas A&M, Ole Miss, Arkansas	
2015 (1):	No. 1 LSU	
2016 (6*):	at South Carolina, Ole Miss, at Arkansas, at No. 8 LSU, No. 18 Missouri, vs. Mississippi State	
2017 (3):	Arkansas, at Missouri, vs. Texas A&M	
2018 (2):	No. 8 LSU, No. 12 South Carolina	
2019 (3):	No. 11 South Carolina, Mississippi State, No. 14 Auburn, at No. 3 Alabama	
2020 (1):	(Only series played (COVID-19) Texas A&M	
2021 (3):	#3 Alabama, at Texas A&M, South Carolina	
2022 (3):	No. 18 Auburn, at #20 LSU, Ole Miss	

\*=School Record of SEC series won in single season

### KENTUCKY HOME RUN TRACKER UNDER COACH KRISTINE HIMES



\*78 = School Record



## 2022 KENTUCKY SOFTBALL | WEEK 11 | MIZZOU

### STARTING LINEUPS BY BATTING ORDER

Opponent	1	2	3	4	5	6	7	8	9
Wisconsin	Kowalik	Smith	Johnson	Coffel	Abernathy	Sullivan	Ebbs	Blane	Stoddard
Michigan State	Kowalik	Johnson	Coffel	Abernathy	Blane	Ebbs	Spangler	Stoddard	Smith
Liberty	Kowalik	Tobias	Johnson	Coffel	Abernathy	Blane	Ebbs	Lacatena	Smith
Iowa	Kowalik	Smith	Johnson	Coffel	Abernathy	Blane	Ebbs	Stoddard	Nesby
Virginia Tech	Kowalik	Smith	Johnson	Coffel	Abernathy	Sullivan	Ebbs	Blane	Tobias
UC Santa Barbara	Kowalik	Smith	Johnson	Coffel	Abernathy	Blane	Ebbs	Sullivan	Stoddard
Loyola-Marymount	Kowalik	Smith	Johnson	Coffel	Abernathy	Blane	Ebbs	Stoddard	Spangler
Long Beach State	Kowalik	Smith	Johnson	Coffel	Abernathy	Blane	Ebba	Sullivan	Tobias
Arizona	Kowalik	Smith	Johnson	Coffel	Ebbs	Blane	Abernathy	Stoddard	Spangler
UC Santa Barbara	Kowalik	Johnson	Coffel	Ebbs	Sullivan	Abernathy	Blane	Stoddard	Spangler
Jacksonville	Kowalik	Smith	Johnson	Coffel	Ebbs	Abernathy	Blane	Stoddard	Mitchell
Florida Atlantic	Kowalik	Ebbs	Johnson	Coffel	Abernathy	Stoddard	Blane	Spangler	Smith
Columbia	Kowalik	Ebbs	Johnson	Coffel	Abernathy	Sullivan	Blane	Stoddard	Lacatena
Long Island	Kowalik	Smith	Johnson	Coffel	Ebbs	Abernathy	Blane	Mitchell	Tobias
Michigan	Kowalik	Ebbs	Johnson	Coffel	Abernathy	Sullivan	Blane	Stoddard	Smith
Drake	Kowalik	Johnson	Smith	Coffel	Ebbs	Sullivan	Abernathy	Blane	Lacatena
Michigan	Kowalik	Johnson	Coffel	Ebbs	Sullivan	Abernathy	Blane	Stoddard	Spangler
Kent State	Kowalik	Johnson	Coffel	Sullivan	Ebbs	Abernathy	Blane	Stoddard	Smith
Ohio	Kowalik	Johnson	Ebbs	Sullivan	Abernathy	Blane	Stoddard	Tobias	Smith
Buffalo	Kowalik	Johnson	Ebbs	Sullivan	Abernathy	Blane	Stoddard	Tobias	Smith
Valpo	Kowalik	Johnson	Ebbs	Sullivan	Abernathy	Blane	Stoddard	Tobias	Smith
Miami (OH)	Kowalik	Johnson	Coffel	Sullivan	Abernathy	Ebbs	Blane	Stoddard	Tobias
Alabama (1)	Kowalik	Smith	Johnson	Coffel	Sullivan	Ebbs	Spangler	Blane	Stoddard
Alabama (2)	Kowalik	Johnson	Smith	Coffel	Stoddard	Ebbs	Blane	Lacatena	Spangler
Alabama (3)	Kowalik	Johnson	Ebbs	Coffel	Stoddard	Sullivan	Abernathy	Tobias	Smith
Oklahoma	Kowalik	Johnson	Sullivan	Coffel	Stoddard	Spangler	Ebbs	Blane	Smith
Auburn (1)	Kowalik	Smith	Johnson	Coffel	Abernathy	Stoddard	Harrison	Blane	Spangler
Auburn (2)	Kowalik	Smith	Johnson	Coffel	Abernathy	Stoddard	Harrison	Blane	Ebbs
Auburn (3)	Kowalik	Smith	Coffel	Abernathy	Harrison	Stoddard	Spangler	Blane	Johnson
Ohio St.	Kowalik	Smith	Coffel	Abernathy	Johnson	Stoddard	Harrison	Lacatena	Tobias
LSU (1)	Coffel	Smith	Kowalik	Abernathy	Johnson	Stoddard	Sullivan	Ebbs	Blane
LSU (2)	Kowalik	Smith	Coffel	Abernathy	Johnson	Stoddard	Sullivan	Ebbs	Blane
LSU (3)	Kowalik	Smith	Coffel	Abernathy	Johnson	Stoddard	Spangler	Ebbs	Blane
Ole Miss (1)	Kowalik	Smith	Coffel	Abernathy	Johnson	Stoddard	Sullivan	Ebbs	Blane
Ole Miss (2)	Kowalik	Smith	Coffel	Abernathy	Johnson	Stoddard	Ebbs	Sullivan	Blane
Ole Miss (3)	Kowalik	Smith	Coffel	Abernathy	Johnson	Stoddard	Ebbs	Harrison	Blane
Louisville	Kowalik	Smith	Coffel	Abernathy	Johnson	Stoddard	Ebbs	Sullivan	Blane
Arkansas (1)	Kowalik	Smith	Coffel	Abernathy	Johnson	Stoddard	Ebbs	Spangler	Blane
Arkansas (2)	Kowalik	Smith	Coffel	Abernathy	Johnson	Stoddard	Ebbs	Harrison	Blane
Arkansas (3)	Kowalik	Smith	Coffel	Abernathy	Johnson	Stoddard	Ebbs	Spangler	Blane
EKU	Kowalik	Smith	Coffel	Abernathy	Johnson	Stoddard	Ebbs	Spangler	Blane
Missouri (1)									
Missouri (2)									
Missouri (3)									
NKU									
Mississippi St (1)									
Mississippi St (2)									
Mississippi St (3)									
South Carolina (1)									
South Carolina (2)									
South Carolina (3)									



## 2022 KENTUCKY SOFTBALL | WEEK 11 | MIZZOU

### STARTING LINEUPS BY POSITION

Opponent	C	1B	2B	3B	SS	LF	CF	RF	P
Wisconsin	Kowalik	Ebbs	Blane	Tobias	Coffel	Johnson	Abernathy	Smith	Stoddard
Michigan State	Kowalik	Ebbs	Blane	Stoddard	Coffel	Johnson	Abernathy	Spangler	Schoonover
Liberty	Mitchell	Ebbs	Blane	Tobias	Coffel	Johnson	Abernathy	Smith	Lacatena
Iowa	Kowalik	Ebbs	Blane	Stoddard	Coffel	Johnson	Abernathy	Smith	Gayan
Virginia Tech	Kowalik	Ebbs	Blane	Tobias	Coffel	Johnson	Abernathy	Smith	Stoddard
UC Santa Barbara	Kowalik	Ebbs	Blane	Stoddard	Coffel	Johnson	Abernathy	Smith	Schoonover
Loyola-Marymount	Kowalik	Ebbs	Blane	Tobias	Coffel	Johnson	Abernathy	Spangler	Stoddard
Long Beach St.	Kowalik	Ebbs	Blane	Tobias	Coffel	Johnson	Abernathy	Smith	Gayan
Arizona	Kowalik	Ebbs	Blane	Stoddard	Coffel	Johnson	Abernathy	Spangler	Schoonover
UC Santa Barbara	Kowalik	Ebbs	Blane	Stoddard	Coffel	Johnson	Abernathy	Spangler	Lacatena
Jacksonville	Mitchell	Ebbs	Blane	Stoddard	Coffel	Johnson	Kowalik	Smith	Gayan
Florida Atlantic	Kowalik	Ebbs	Blane	Stoddard	Coffel	Johnson	Abernathy	Spangler	Schoonover
Columbia	Kowalik	Ebbs	Blane	Stoddard	Coffel	Johnson	Abernathy	Sullivan	Lacatena
Long Island	Mitchell	Ebbs	Blane	Tobias	Coffel	Johnson	Abernathy	Smith	Stoddard
Michigan	Kowalik	Ebbs	Blane	Stoddard	Coffel	Johnson	Abernathy	Smith	Schoonover
Drake	Kowalik	Ebbs	Blane	Stoddard	Coffel	Johnson	Abernathy	Smith	Lacatena
Michigan	Kowalik	Ebbs	Blane	Tobias	Coffel	Johnson	Abernathy	Spangler	Stoddard
Kent St.	Kowalik	Ebbs	Blane	Stoddard	Coffel	Johnson	Abernathy	Smith	Harrison
Ohio	Kowalik	Ebbs	Blane	Stoddard	Tobias	Johnson	Abernathy	Smith	Lacatena
Buffalo	Kowalik	Ebbs	Blane	Fragoso	Tobias	Johnson	Abernathy	Smith	Stoddard
Valpo	Kowalik	Ebbs	Blane	Stoddard	Tobias	Johnson	Abernathy	Smith	Gayan
Miami (OH)	Kowalik	Ebbs	Blane	Tobias	Coffel	Johnson	Abernathy	Spangler	Stoddard
Alabama (1)	Kowalik	Ebbs	Blane	Stoddard	Coffel	Johnson	Spangler	Smith	Lacatena
Alabama (2)	Kowalik	Ebbs	Blane	Lacatena	Coffel	Johnson	Nesby	Smith	Stoddard
Alabama (3)	Kowalik	Ebbs	Tobias	Stoddard	Coffel	Johnson	Abernathy	Smith	Harrison
Oklahoma	Kowalik	Ebbs	Blane	Lacatena	Coffel	Johnson	Spangler	Smith	Stoddard
Auburn (1)	Kowalik	Harrison	Blane	Stoddard	Coffel	Johnson	Abernathy	Smith	Lacatena
Auburn (2)	Kowalik	Harrison	Blane	Stoddard	Coffel	Johnson	Abernathy	Smith	Schoonover
Auburn (3)	Kowalik	Harrison	Blane	Lacatena	Coffel	Johnson	Abernathy	Smith	Stoddard
Ohio State	Kowalik	Harrison	Tobias	Stoddard	Coffel	Johnson	Abernathy	Smith	Lacatena
LSU (1)	Kowalik	Ebbs	Blane	Stoddard	Coffel	Johnson	Abernathy	Smith	Sullivan
LSU (2)	Kowalik	Ebbs	Blane	Stoddard	Coffel	Johnson	Abernathy	Smith	Harrison
LSU (3)	Kowalik	Ebbs	Blane	Stoddard	Coffel	Johnson	Abernathy	Smith	Schoonover
Ole Miss (1)	Kowalik	Ebbs	Blane	Lacatena	Coffel	Johnson	Abernathy	Smith	Stoddard
Ole Miss (2)	Kowalik	Ebbs	Blane	Stoddard	Coffel	Johnson	Abernathy	Smith	Schoonover
Ole Miss (3)	Kowalik	Ebbs	Blane	Stoddard	Coffel	Johnson	Abernathy	Smith	Lacatena
Louisville	Kowalik	Ebbs	Blane	Stoddard	Coffel	Johnson	Abernathy	Smith	Schoonover
Arkansas (1)	Kowalik	Ebbs	Blane	Stoddard	Coffel	Johnson	Abernathy	Smith	Gayan
Arkansas (2)	Kowalik	Ebbs	Blane	Stoddard	Coffel	Johnson	Abernathy	Smith	Schoonover
Arkansas (3)	Kowalik	Ebbs	Blane	Lacatena	Coffel	Johnson	Abernathy	Smith	Stoddard
EKU	Kowalik	Ebbs	Blane	Stoddard	Coffel	Johnson	Abernathy	Smith	Schoonover
Missouri (1)									
Missouri (2)									
Missouri (3)									
NKU									
Mississippi State (1)									
Mississippi State (2)									
Mississippi State (3)									
South Carolina (1)									
South Carolina (2)									
South Carolina (3)									

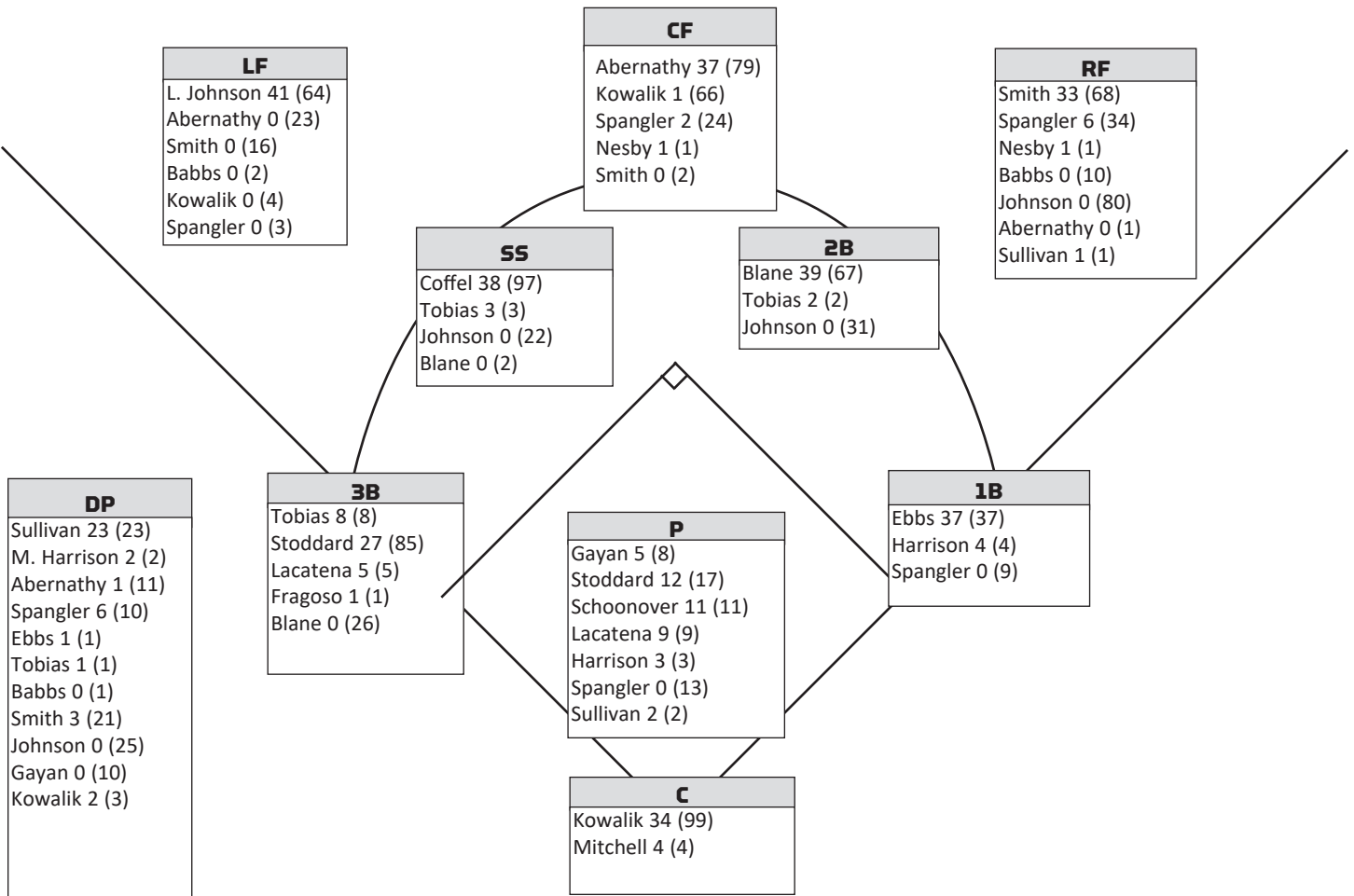


## 2022 KENTUCKY SOFTBALL | WEEK 11 | MIZZOU

### 2022 STARTS BY BATTING ORDER

Player	1	2	3	4	5	6	7	8	9
Renee Abernathy	.	.	.	14	12	5	2	.	.
Jaci Babbs	.	.	.	.	.	.	.	.	.
Emmy Blane	.	.	.	.	1	9	10	8	11
Emma Boitnott	.	.	.	.	.	.	.	.	.
Erin Coffel	1	.	17	20	.	.	.	.	.
Taylor Ebbs	.	3	4	2	4	4	19	2	1
Ella Emmert	.	.	.	.	.	.	.	.	.
Victoria Fragoso	.	.	.	.	.	.	.	.	.
Izzy Harrison	.	.	.	.	.	.	.	.	.
Meeko Harrison	.	.	.	.	1	.	3	2	.
Lauren Johnson	.	12	16	.	12	.	.	.	1
Kayla Kowalik	39	.	1	.	.	.	.	.	.
Alexia Lacatena	.	.	.	.	.	.	.	3	2
Hallie Mitchell	.	.	.	.	.	.	.	1	2
Vanessa Nesby	.	.	.	.	.	.	.	.	1
Stephanie Schoonover	.	.	.	.	.	.	.	.	.
Rylea Smith	.	25	3	.	.	.	.	.	10
Tatum Spangler	.	.	.	.	.	1	3	5	6
Miranda Stoddard	.	.	.	.	3	16	3	11	3
Kennedy Sullivan	.	.	1	5	3	6	1	5	.
Erica Thulen	.	.	.	.	.	.	.	.	.
Margaret Tobias	.	1	.	.	.	.	.	4	5

### STARTS BY POSITION IN 2022 (CAREER)





## 2022 KENTUCKY SOFTBALL | WEEK 11 | MIZZOU

### 2022 TEAM GAME-BY-GAME HITTING

Opponent	AB	R	H	RBI	2B	3B	HR	TB	BB	SB	CS	HBP	SAC	SFG	DP	K	PO	E	LOB	Avg
Wisconsin	27	5	8	5	0	1	0	10	0	0	0	0	0	0	0	8	21	0	4	.296
Michigan State	28	7	11	7	2	1	0	15	0	0	1	2	1	2	0	1	21	2	5	.345
Liberty	23	3	6	3	0	0	1	9	1	0	0	0	0	0	0	2	21	3	3	.321
Iowa	25	11	12	11	2	3	0	20	4	0	0	0	1	1	0	1	15	1	5	.359
Virginia Tech	21	1	4	1	0	1	0	6	1	0	0	0	1	0	0	8	18	1	4	.331
UC Santa Barbara	30	23	20	23	4	1	4	38	9	3	0	1	1	0	0	2	15	0	6	.396
LMU	29	7	10	7	1	0	1	14	4	1	0	1	0	3	0	5	24	0	9	.388
Long Beach State	25	5	5	5	2	0	1	10	4	1	0	1	0	0	0	4	21	1	6	.365
Arizona	35	7	12	7	2	0	2	20	0	2	0	0	0	0	0	3	21	3	7	.362
UC Santa Barbara	26	11	7	9	1	0	2	14	3	2	0	2	0	1	0	5	18	0	3	.353
Jacksonville	24	12	13	12	1	0	4	26	3	3	1	0	0	1	0	0	15	1	3	.369
Florida Atlantic	26	7	10	7	2	0	2	18	6	1	0	0	1	1	0	2	21	0	6	.370
Columbia	23	8	11	8	0	1	0	13	4	3	0	1	0	0	0	3	15	1	6	.377
Long Island	33	10	13	8	4	0	2	23	2	2	0	0	1	0	0	2	21	1	5	.379
Michigan	22	0	2	0	0	0	0	2	0	0	0	1	0	0	0	12	20	4	1	.363
Drake	29	10	11	10	1	0	1	15	5	0	0	0	1	0	0	2	21	2	7	.364
Michigan	26	9	8	6	1	0	2	15	5	1	0	0	1	0	0	1	21	1	6	.361
Kent State	27	9	12	7	3	0	1	18	1	0	1	3	0	0	0	3	18	2	4	.365
Ohio	30	16	16	13	2	0	2	24	1	0	2	1	0	1	0	2	15	0	3	.375
Buffalo	29	7	12	6	3	0	1	18	0	0	1	1	0	0	0	4	21	0	4	.377
Valpo	22	10	10	8	2	0	2	18	2	0	0	0	0	2	0	2	15	2	2	.380
Miami	28	5	8	5	0	0	1	11	4	0	1	0	0	1	0	5	18	1	7	.376
Alabama (1)	25	2	4	1	0	0	0	4	1	0	1	0	0	0	0	10	18	1	3	.367
Alabama (2)	28	2	7	2	1	0	1	11	2	0	0	0	0	0	0	7	18	1	7	.362
Alabama (3)	34	9	12	8	3	0	1	18	6	1	1	0	0	0	0	9	21	2	10	.361
Oklahoma	25	1	5	1	0	0	0	8	0	0	0	0	0	0	0	12	18	1	6	.356
Auburn (1)	25	11	12	10	2	0	1	17	5	1	0	0	1	1	0	2	18	1	5	.360
Auburn (2)	28	3	7	3	1	0	1	11	2	0	1	0	0	1	0	4	21	1	7	.356
Auburn (3)	30	5	8	4	1	0	2	15	0	0	1	0	0	1	0	9	21	0	7	.352
Ohio State	27	0	5	0	0	0	0	5	0	0	0	0	0	0	0	11	21	1	6	.347
LSU (1)	25	5	6	4	1	0	1	10	4	0	0	0	0	0	0	4	21	0	6	.344
LSU (2)	33	8	10	8	1	0	1	14	6	0	2	0	1	3	0	2	24	0	11	.342
LSU (3)	38	5	13	4	2	0	0	15	0	0	2	0	0	0	0	2	21	0	12	.342
Ole Miss (1)	27	6	5	6	1	0	3	15	1	0	0	0	0	0	0	7	21	5	1	.338
Ole Miss (2)	23	6	7	6	1	0	3	17	3	0	1	1	1	0	0	6	21	0	3	.337
Ole Miss (3)	28	8	11	8	3	1	1	19	6	0	0	0	2	0	0	5	21	3	10	.338
Louisville	22	9	9	9	1	0	3	19	2	0	1	0	0	1	0	2	15	0	2	.340
Arkansas (1)	26	1	6	1	1	0	0	7	2	0	1	0	1	0	0	9	18	0	7	.337
Arkansas (2)	34	10	12	10	2	0	3	23	0	0	1	0	0	0	0	6	21	0	3	.338
Arkansas (3)	21	0	4	0	0	0	0	4	1	0	0	0	1	0	0	5	16	0	4	.335
Eastern Kentucky	33	10	12	10	3	0	3	24	3	0	0	0	0	0	0	6	21	1	5	.336



## 2022 KENTUCKY SOFTBALL | WEEK 11 | MIZZOU

### 2022 HOME RUN TRACKER

#	Player	Game#	Date	Opp.	Pitcher	On-base	Inning	Outs	Count	Score	Final
1.	Erin Coffel (1)	3	Feb 11	Liberty	Keeney	.1..	6	1	0-1	1-1	W, 3-1
2.	Lauren Johnson (1)	6	Feb 18	UC Santa Barbara	Mills, L.	.1..	1	0	2-0	1-0	W, 23-0
3.	Kayla Kowalik (1)	6	Feb 18	UC Santa Barbara	Bradford, A.	.1..	3	0	1-0	16-0	W, 23-0
4.	Meeko Harrison (1)	6	Feb 18	UC Santa Barbara	Bradford, A.	0..	4	1	2-0	18-0	W, 23-0
5.	Victoria Fragoso (1)	6	Feb 18	UC Santa Barbara	Bradford, A.	.1..	4	1	2-0	19-0	W, 23-0
6.	Erin Coffel (2)	7	Feb 18	Loyola Marymount	Hooks, S.	.1..	5	0	2-2	3-5	W, 7-6
7.	Kennedy Sullivan (1)	8	Feb 19	Long Beach State	Fernandez	.1..	2	1	1-0	1-0	W, 5-0
8.	Miranda Stoddard	9	Feb 19	Arizona	Bowen	.1..	4	1	1-1	1-2	W, 7-6
9.	Kenedy Sullivan (2)	9	Feb 19	Arizona	Bowen	.1..	5	2	0-0	5-4	W, 7-6
10.	Renee Abernathy (1)	10	Feb 20	UC Santa Barbara	Snyder, C.	...3	5	2	2-2	3-1	W, 11-1
11.	Taylor Ebbs (1)	10	Feb 20	UC Santa Barbara	Molina, A.	.1..	6	2	0-0	9-1	W, 11-1
12.	Erin Coffel (3)	11	Feb 24	Jacksonville	Harpe	..2.	1	1	0-0	0-0	W, 12-4
13.	Taylor Ebbs (1)	11	Feb 24	Jacksonville	Harpe	0..	1	1	1-0	3-0	W, 12-4
14.	Lauren Johnson (2)	11	Feb 24	Jacksonville	Whitty	* 0...	2	0	0-0	7-3	W, 12-4
15.	Erin Coffel (4)	11	Feb 24	Jacksonville	Whitty	..2.	4	1	3-1	8-3	W, 12-4
16.	Erin Coffel (5)	12	Feb 24	Florida Atlantic	Sacco	.1..	7	1	1-1	4-0	W, 7-3
17.	Renee Abernathy (2)	12	Feb 24	Florida Atlantic	Sacco	0..	7	1	3-2	6-0	W, 7-3
18.	Erin Coffel (6)	14	Feb 25	LIU	Buckner	.1..	3	1	0-0	3-0	W, 10-2
19.	Emmy Blane (1)	14	Feb 25	LIU	Smith	.1..	7	1	1-0	8-1	W, 10-2
20.	Kennedy Sullivan (3)	16	Mar 04	Drake	N. Timmons	..2.	6	1	2-2	7-3	W, 10-5
21.	Kennedy Sullivan (4)	17	Mar 04	Michigan	Beaubien	.1..	1	2	2-0	1-1	W, 9-2
22.	Miranda Stoddard (2)	17	Mar 04	Michigan	Derkowski	...3	3	2	0-0	3-1	W, 9-2
23.	Taylor Ebbs (2)	18	Mar 05	Kent St.	Scali	* 0...	2	0	1-1	0-1	W, 9-1
24.	Renee Abernathy (3)	19	Mar 10	Ohio	Coffelt, Kyl	..2.	2	2	2-0	6-3	W, 16-8
25.	Kayla Kowalik (2)	19	Mar 10	Ohio	Coffelt, Kyl	.1..	5	0	0-2	13-8	W, 16-8
26.	Renee Abernathy (4)	20	Mar 11	Buffalo	LUCYSHYN	.1..	5	2	0-0	5-0	W, 7-0
27.	Miranda Stoddard (3)	21	Mar 11	Valpo	Kowalski	..2.	3	1	1-0	4-0	W, 10-2
28.	Erin Coffel (7)	21	Mar 11	Valpo	Nietz	0..	5	2	2-2	9-2	W, 10-2
29.	Miranda Stoddard (4)	22	Mar 16	Miami	Vielstra	...3	4	1	1-1	5-5	L, 7-5
30.	Lauren Johnson (3)	24	Mar 19	Alabama	Kilfoyl	0..	1	1	1-0	0-0	L, 3-2
31.	Miranda Stoddard (5)	25	Mar 20	Alabama	Fouts	0..	2	1	1-1	0-0	W, 9-4
32.	Renee Abernathy (5)	26	Mar 22	Oklahoma	Bahl	0..	4	1	0-0	7-1	L, 9-1
33.	Renee Abernathy (6)	27	Mar 25	Auburn	K. Dismukes	...3	6	1	0-0	7-3	W, 11-3
34.	Renee Abernathy (7)	28	Mar 26	Auburn	M. Penta	.1..	4	0	1-0	0-6	L, 3-6
35.	Erin Coffel (8)	29	Mar 27	Auburn	S. Lowe	* 0...	4	0	0-0	0-3	W, 5-4
36.	Renee Abernathy (8)	29	Mar 27	Auburn	M. Penta	..2.	7	1	1-1	2-4	W, 5-4
37.	Erin Coffel (9)	31	Apr 01	at LSU	Sunseri	* 0...	1	0	0-1	0-0	W, 5-3
38.	Erin Coffel (10)	32	Apr 02	at LSU	Wickersham	..2.	8	0	1-0	5-5	W, 8-5
39.	Erin Coffel (11)	34	Apr 08	Ole Miss	A. Borgen	.1..	4	1	2-0	0-1	L, 6-7
40.	Lauren Johnson (4)	34	Apr 08	Ole Miss	A. Borgen	.1..	4	1	1-2	2-1	L, 6-7
41.	Miranda Stoddard (6)	34	Apr 08	Ole Miss	C. Riley	* 0...	7	0	0-2	4-7	L, 6-7
42.	Taylor Ebbs (3)	35	Apr 10	Ole Miss	S. Diederich	* 0...	3	0	0-0	0-0	W, 6-2
43.	Emmy Blane (2)	35	Apr 10	Ole Miss	S. Diederich	0..	3	1	1-2	1-0	W, 6-2
44.	Renee Abernathy (9)	35	Apr 10	Ole Miss	S. Diederich	0..	4	1	3-2	2-0	W, 6-2
45.	Kayla Kowalik (3)	36	Apr 10	Ole Miss	C. Riley	..2.	5	1	1-0	5-1	W, 8-2
46.	Erin Coffel (12)	37	Apr 12	at Louisville	Roby	..2.	1	0	0-2	0-0	W, 9-0
47.	Taylor Ebbs (4)	37	Apr 12	at Louisville	Roby	.1..	1	2	2-1	3-0	W, 9-0
48.	Renee Abernathy (10)	37	Apr 12	at Louisville	Booe	0..	4	2	3-1	8-0	W, 9-0
49.	Erin Coffel (13)	39	Apr 16	at Arkansas	Haff	..2.	4	2	0-0	4-7	W, 10-7
50.	Erin Coffel (14)	39	Apr 16	at Arkansas	Bloom	0..	7	1	3-2	7-7	W, 10-7
51.	Miranda Stoddard (7)	39	Apr 16	at Arkansas	Bloom	.1..	7	2	1-0	8-7	W, 10-7
52.	Emmy Blane (2)	41	Apr 20	at EKU	Narvaez	.1..	2	2	0-1	0-0	W, 10-7
53.	Taylor Ebbs (5)	41	Apr 20	at EKU	Young	..2.	6	1	1-0	2-7	W, 10-7
54.	Miranda Stoddard (8)	41	Apr 20	at EKU	Narvaez	..2.	7	2	0-0	6-7	W, 10-7

<b>Solo</b>	<b>2-Run</b>	<b>3-Run</b>	<b>Grand Slams</b>	<b>Total Runs from Homers</b>
17	20	12	4	110

## RACHEL LAWSON

### HEAD COACH - 15TH SEASON - ALL-TIME WINNINGEST HEAD COACH AT UK

When Rachel Lawson was named head coach of the University of Kentucky softball team in July 2007 she saw a program poised for success. She knew athletics director Mitch Barnhart and the rest of UK's administration would give her unwavering support, and most importantly she knew the Big Blue Nation would provide the home-field advantage necessary for her team to compete in the Southeastern Conference.

Entering her 15th season as UK's head coach in 2021, Lawson's vision for the UK softball program has become a realization. The winningest head coach in program history has not only led UK to its first-ever appearance in the Women's College World Series, eight NCAA Super Regionals the last 10 seasons, including a program-best 50 wins in 2014, but UK's administration come through on their promise and commitment to softball by providing Lawson with one of the nation's greatest collegiate softball facilities in the \$9.5 million John Cropp Stadium.

She became the first coach in program history to eclipse 400 wins at Kentucky against Utah on Feb. 15 in a 13-2 win over Utah at the inaugural ESPN St. Pete/Clearwater Elite Invitational Presented by Wilson.

In 2014, Lawson guided Kentucky to the Women's College World Series behind 50 wins. The Wildcats also set single-season records in at-bats, runs scored, doubles, home runs, RBI, total bases, walks, fielding percentage, putouts, lowest ERA and strikeouts. UK, which advanced to the program's first SEC Tournament Championship, started the season with a program-best 12 straight wins.

Seven of the last eight full seasons, Lawson has led the Wildcats to a national seed in the NCAA Tournament. The school's first-ever national seed was in 2013 - and UK hosted an NCAA Regional for the first time ever. Kentucky, which has made the NCAA Tournament each of the last 12 seasons, is one of just 16 schools nationally to claim that honor.

In 2019, Kentucky had one of its best offensive seasons ever - setting the school record for runs scored, batting average, on-base percentage, slugging and trying the program best with 71 home runs. Abbey Cheek was named the 2019 SEC Player of the Year, becoming the first player under Lawson to win a conference Player of the Year honor. Additionally, UK made its third-straight NCAA Super Regional and swept its way through the Lexington Regional for a third-straight season.

She guided the Wildcats to a run-rule sweep of the 2018 NCAA Lexington Regional, as the Wildcats became just the third team in NCAA history to run rule all three games of a regional. Kentucky beat Illinois-Chicago 10-1 in the opening round, shutout Notre Dame 10-0 in the 1-0 game and then ended the weekend with a 9-1 win over the Fighting Irish to book UK's sixth ticket to the NCAA Super Regionals.

Lawson helped guide Kentucky to its best regular season in program history in 2016, winning 43 games in the regular season, ending with a No. 9 national seed in the NCAA Tournament, a new program best. The Wildcats earned the right to host the NCAA Tournament for the third time in the last four seasons at John Cropp Stadium in Lexington. Lawson was named the 2016 SEC Coach of the Year, and joined Kelsey Nunley (SEC Pitcher of the Year) as the first two Kentucky winners of those awards.

The 2016 team finished with some of the best pitching numbers in program history, setting school records in the circle for lowest team ERA (1.71), lowest opponent batting average (.191), fewest runs allowed (130), fewest earned runs allowed (98), fewest hits allowed (280) and fewest doubles allowed (44)

Lawson has won 587 career games at the head of the dugout and has coached four National Fastpitch Coaches Association All-Americans in the last 10 years. Abbey Cheek became the first unanimous All-American in program history in 2019 after the most prolific offensive season in Kentucky annals. In 2016, senior pitcher Kelsey Nunley became the second All-American in program history (Molly Johnson, 2nd Team), and the first to be named to the First Team. That was followed by Katie Reed in the 2018 season, who was named to the third team.

Now sitting at 495-295 in her 14 seasons at Kentucky, Lawson is the



winningest head coach in school history and already has more wins in SEC play than UK had all told as a program when she took over in 2007. UK finished the 2014 season ranked sixth in both national listings for its best final ranking ever. In 2013, Kentucky was ranked in the top 14 of both collegiate softball rankings for the second time in school history with nine wins over ranked teams. In her 14 seasons at Kentucky, Lawson has defeated over 113 ranked foes, including 57 wins vs. top-10 teams and 32 against top-five teams.

Lawson's 2013 squad set the stage for the 2014 run to the Women's College World Series, setting several school records, including a then-program record 41 wins. All told, Lawson has directed the Wildcats to 30 or more victories in 11-straight seasons, which also resonates as a program record. In her 12 years with Kentucky, Lawson has helped UK players earn 50 All-SEC honors and 29 SEC Player of the Week honors.

Lawson's impact on the UK program is obvious, but her ability to develop players sometimes gets overshadowed by her impressive credentials in handling the day-to-day running of a program. Lawson, who serves as the pitching coach for the Wildcats, has guided three different pitchers to throw no-hitters against top-25 teams in just the last seven seasons alone. In all, UK has 17 career no-hitters - all of which have come under Lawson's tenure - including two perfect games.

Kentucky's 2012 season was highlighted by an impressive second-half surge with upsets of 12 ranked opponents, a then Lawson-best fifth place finish in SEC action, a program-record six captured conference series and a senior class who became the first class in school history to tally a .500 record or better in each of their four seasons of play.

In 2011, Lawson directed the Wildcats to their first NCAA Super Regional appearance and finished the season ranked No.12 in the country. The 2011 team earned a 40-16 overall record to set a new single-season standard for wins in a season before Lawson's 2013 team posted 41. UK appeared in the national rankings for a school-record 14 consecutive weeks, defeated 12 top-25 ranked opponents, captured five SEC series and became a national story with a dramatic postseason run which included a seventh-inning rally to knock off the nation's No. 2 team in Michigan in Ann Arbor to advance



## RACHEL LAWSON, CONT.

to Super Regionals.

The 2011 Wildcats shattered 12 single-season UK records, including home runs (65), RBI (275) and batting average (.275). Individually, the Wildcats had a school-record five players earn National Fastpitch Coaches Association All-Region honors in Meagan Aull, Cervantes, Kara Dill, Riley and Megan Yocke. Following the end of the impressive 2011 season, Lawson was rewarded with a five-year contract extension keeping her at the helm of the Wildcat program through 2016. That contract has been extended several times since, including June of 2014, which keeps Lawson in UK blue through the 2020 season.

In 2010, the Wildcats charted a 32-27 record and entered into the national rankings for the first time in program history, while also knocking off five top-seven ranked opponents on the year. Behind the pitching tandem of sophomores Riley and Bell, the Wildcats broke school records in nearly every pitching category. Kentucky's offense continued to make strides as well with improvements in batting average, home runs, RBI and sacrifice hits for the third consecutive season under the direction of Lawson.

Lawson led the Wildcats to their first NCAA Tournament appearance and charted the school's first postseason victories in 2009, just her second season leading Kentucky. UK notched a 34-23 record and the first winning season in UK history in nearly 10 seasons. Kentucky upset three ranked opponents on the year, including No. 7 Georgia in a 2-0 victory in the SEC Tournament. Molly Johnson became the school's first All-America selection when she was voted to the second team in 2009. Kentucky earned 13 victories in conference play, and finished sixth overall in league action.

During the season the head coach also charted her 100th career victory in a 5-1 UK triumph over Eastern Illinois on March 1. Lawson became the winningest head coach in program history on April 10, 2013 with win No. 182 against Eastern Kentucky in Richmond, Ky.

Lawson became just the third head coach in the history of the Kentucky softball program after spending three seasons at Western Kentucky. She also served as an assistant coach at Maryland from 1996-2002 and was the associate head coach of the Philadelphia Force professional team in 2006.

Lawson tallied a record of 92-84 (.523) during her tenure with the Hilltoppers. In her first season at WKU, she led the Toppers to a spot in the Sun Belt Conference Tournament championship game. Picked to finish last in the preseason poll, WKU tied for second in the conference standings after setting a school record with 12 Sun Belt victories. The Billings, Mont., native led WKU to a 33-24 record in 2005 and reached the 30-win plateau again in 2007.

Lawson and the Hilltoppers battled nine NCAA Regional participants in 2006, including four teams ranked in the top 25, while finishing third in the Sun Belt regular-season play. She guided the squad to wins over perennial powers Long Beach State, South Florida, Mississippi Valley, as well as No. 13 Louisiana-Lafayette and No. 21 Louisville. In fact, then-freshman pitcher Ryan Rogge tossed the school's third no hitter against the Ragin' Cajuns in WKU's 8-0 victory.

The win handed UL its first run-rule defeat in an SBC contest. Three Hilltoppers - Lathrop, Rolfs and Rogge - each earned SBC Player- and Pitcher-of-the-Week honors throughout the season, as Rolfs and outfielder Alana Towns notched all-conference honors.

Lawson was a two-time all-conference player at Massachusetts, where she was part of a program that advanced to the 1992 Women's College World Series, and has seven years experience as an assistant coach at Maryland.

During her four-year career at UMass, Lawson helped the Minutewomen post a combined record of 142-68 (67.6 percent) including a 39-3 (92.9 percent) Atlantic 10 mark. In addition to the 1992 WCWS appearance, she was a part of squads that also advanced to the NCAA Tournament her freshman season, won three A-10 Tournament titles and claimed the league regular-season championship four straight years.

A 1994 graduate of Massachusetts with a degree in exercise science, Lawson also earned her master's degree in sports management from UMass in 1998. She is the daughter of Elaine and Gerald Lawson and has 11 siblings.

Before Lawson	Kentucky	During Lawson
11	Seasons	15
1	Winning Seasons	14
242 (.373)	Wins. (Pct.)	525 (.631)
64	SEC Wins	164
11	Wins vs. Top 25	122
0	NCAA Tournaments	11
0	Super Regionals	8
0	WCWS	1
4	All-SEC Honors	54
94	SEC Academic Honor Roll Honorees	171

### LAWSON YEAR-BY-YEAR AS HEAD COACH

Year	Team	Overall Record	Conference Record
2005	Western Kentucky	33-24	11-8
2006	Western Kentucky	29-28	8-7
2007	Western Kentucky	30-32	11-13
2008	Kentucky	17-37	3-25
2009	Kentucky	34-23	13-14
2010	Kentucky	32-27	13-15
2011	Kentucky	40-16	14-9
2012	Kentucky	30-30	15-13
2013	Kentucky	41-21	13-11
2014	Kentucky	50-19	13-11
2015	Kentucky	32-26	5-19
2016	Kentucky	46-14	17-7
2017	Kentucky	39-19	12-12
2018	Kentucky	35-21	8-15
2019	Kentucky	36-24	14-10
2020	Kentucky	20-4	2-1 (COVID-19)
2021	Kentucky	43-16	13-11
2022	Kentucky	30-11	9-6
<b>Total</b>	<b>18 Seasons</b>	<b>617-391</b>	<b>233-207</b>
	<b>At Kentucky (15 years)</b>	<b>525-306</b>	<b>164-179</b>
	<b>At WKU</b>	<b>92-84</b>	<b>30-31</b>

## LAWSON VS. ALL OPPONENTS

Team	Total	At UK	At WKU	Team	Total	At UK	At WKU
Akron	1-1	--	1-1	Minnesota	2-1	2-1	--
Alabama	11-27	11-26	0-1	Missouri	8-7	8-7	--
Albany	1-0	1-0	--	Mississippi St.	21-10	21-9	0-1
Arizona	2-0	2-0	--	MS Valley State	3-0	1-0	2-0
Arizona State	2-5	2-5	--	Missouri-Kansas City	1-0	1-0	--
Arkansas	18-15	17-15	1-0	Mt. St. Mary's (MD)	1-0	--	1-0
Auburn	14-23	14-23	--	Morehead State	7-0	7-0	--
Austin Peay	10-1	4-0	6-1	Murray State	4-0	4-0	--
Ball State	1-0	1-0	--	New Mexico	1-0	1-0	--
Baylor	0-1	0-1	--	New Mexico St.	6-4	3-2	3-2
Belmont	4-0	--	4-0	Nicholls State	1-0	1-0	--
Bethune-Cookman	1-0	1-0	--	North Carolina	2-0	2-0	--
Boise State	1-0	1-0	--	N.C. Central	2-0	--	2-0
Bradley	1-1	1-0	0-1	N.C. State	3-2	2-1	1-1
Brigham Young	1-1	1-1	--	North Dakota State	2-0	2-0	--
Buffalo	1-1	1-0	0-1	Northern Kentucky	3-0	3-0	--
Butler	2-0	2-0	--	North Florida	2-0	2-0	--
California	4-4	4-4	--	Northern Illinois	2-0	2-0	--
Cal State Fullerton	3-0	3-0	--	North Texas	9-4	--	9-4
Cal Poly	1-0	1-0	--	Northwestern	3-0	3-0	--
Canisius	1-0	1-0	--	Notre Dame	7-1	7-1	--
Campbell	1-0	--	1-0	Ohio	10-1	9-0	1-0
Centenary	1-0	1-0	--	Ohio State	3-4	2-4	--
Central Florida	2-2	2-2	--	Oklahoma	1-4	1-4	--
Central Michigan	1-0	1-0	--	Oklahoma State	0-1	0-1	--
Coastal Carolina	1-0	0-0	--	Ole Miss	20-10	20-10	--
Colorado State	1-1	1-0	0-1	Oregon	4-5	4-5	--
Columbia	1-0	1-0	--	Oregon State	2-1	2-1	--
Connecticut	2-1	2-1	--	Penn State	2-0	2-0	--
Dayton	4-0	4-0	--	Pacific	1-0	1-0	--
DePaul	5-2	5-2	--	Pittsburgh	3-2	3-2	--
Detroit Mercy	2-0	2-0	--	Portland State	0-1	0-1	--
Drake	1-0	1-0	--	Purdue	2-1	2-0	0-1
Drexel	1-0	1-0	--	Radford	1-0	1-0	--
Duke	1-0	--	1-0	Sam Houston State	1-0	1-0	--
Eastern Illinois	2-0	2-0	--	Santa Clara	1-0	1-0	--
Eastern Kentucky	18-2	16-0	2-2	San Diego	1-0	1-0	--
Eastern Michigan	0-1	--	0-1	San Diego State	6-1	5-1	1-0
Evansville	4-1	3-0	1-1	Samford	4-0	4-0	--
Fairfield	1-0	1-0	--	SE Missouri St.	4-0	2-0	2-0
Florida	9-22	9-22	--	South Alabama	2-1	--	2-1
Florida A&M	4-0	4-0	--	South Carolina	25-10	25-10	--
Florida Atlantic	10-3	10-0	0-3	South Dakota	1-0	1-0	--
Florida Int.	9-5	3-0	6-5	South Florida	3-2	1-0	2-2
Florida State	2-2	2-2	--	Southern Illinois	4-0	4-0	--
Georgetown	1-0	1-0	--	SIUE	2-0	2-0	--
Georgia	8-29	8-26	0-3	Stanford	1-1	1-1	--
Georgia State	0-1	0-1	--	Stephen F. Austin	2-0	2-0	--
Georgia Southern	4-1	4-1	--	Stetson	4-0	4-0	--
Georgia Tech	1-2	1-2	--	St. Francis (Pa.)	1-0	1-0	--
George Washington	1-0	1-0	--	St. John's	1-0	--	1-0
Harvard	1-0	1-0	--	St. Louis	1-0	1-0	--
Hawaii	1-2	1-2	--	Syracuse	1-0	1-0	--
Hofstra	1-0	1-0	--	Tennessee	9-25	9-23	0-2
Houston	1-1	1-1	--	Tennessee-Chatt.	4-1	3-1	1-0
Howard	1-0	1-0	--	Tennessee-Martin	2-1	1-0	1-1
Illinois	4-1	4-1	--	Tennessee State	5-1	--	5-1
Illinois-Chicago	2-0	1-0	--	Tennessee Tech	4-0	4-0	--
Illinois State	3-3	2-0	1-3	Texas	2-1	2-1	--
Indiana	8-3	6-2	2-1	Texas A&M	11-7	11-7	--
Indiana State	0-1	--	0-1	Texas A&M-CC	0-1	0-1	--
Iowa	1-1	1-1	--	Texas State	1-0	1-0	--
IPFW	1-0	1-0	--	Texas Tech	1-2	1-2	--
IUPUI	2-1	1-0	1-1	Toledo	3-0	3-0	--
Jacksonville	3-0	1-0	2-0	Troy	2-6	--	2-6
Jacksonville State	2-0	2-0	--	UAB	0-2	0-2	--
James Madison	2-1	2-0	0-1	UC Santa Barbara	2-0	2-0	--
Kansas	2-1	2-1	--	UC Davis	2-0	2-0	--
Kent State	6-1	6-1	--	UC Riverside	1-0	1-0	--
Kentucky	2-4	--	2-4	UCLA	3-7	3-7	--
Kennesaw State	0-1	0-1	--	UNC-Wilmington	0-1	--	0-1
La.-Lafayette	4-12	1-2	3-10	UNC-Charlotte	0-1	0-1	--
La.-Monroe	3-0	--	3-0	UNC-Greensboro	2-0	--	2-0
Lehigh	1-0	1-0	--	UNLV	1-0	1-0	--
Louisiana Tech	2-0	2-0	--	USC Upstate	1-0	1-0	--
Liberty	3-0	3-0	--	Utah	3-2	3-2	--
Lipscomb	6-3	2-1	4-2	Valparaiso	2-0	2-0	--
Long Beach St.	4-1	3-1	1-0	Virginia	1-1	--	1-1
LIU-Brooklyn	3-0	3-0	--	Virginia Tech	4-4	4-3	0-1
Long Beach St.	1-0	1-0	--	Wagner Coll.	1-0	--	1-0
Louisville	12-16	10-13	2-3	Washington	1-4	1-3	0-1
LSU	18-22	18-20	0-2	Western Carolina	1-0	1-0	--
Loyola Marymount	4-0	3-0	1-0	Western Illinois	1-1	0-1	1-0
Loyola-Chicago	1-0	1-0	--	Western Kentucky	9-2	9-2	--
Marshall	9-0	9-0	--	Western Michigan	4-0	4-0	--
Maryland	2-1	2-1	--	Wichita State	1-1	1-1	--
Memphis	2-1	2-1	--	Winthrop	2-3	1-0	1-3
Miami (Ohio)	5-2	5-1	0-1	Wisconsin	1-0	1-0	--
Michigan	4-7	4-6	0-1	Wright State	6-0	3-0	3-0
Michigan State	1-0	1-0	--	<b>Totals</b>	<b>617-391</b>	<b>525-306</b>	<b>92-84</b>
Michigan State	1-1	--	1-1				
Middle Tenn. St.	14-3	6-0	8-3				

## CAREER RECORDS

### Games Played

1. Leslie Kwiatkowski	254	(1998-2001)
2. Tiffany Kruse	252	(1998-2001)
3. Griffin Joiner	249	(2012-2015)
Christian Stokes	249	(2013-2016)
5. Sylvester Samuel	244	(2013-2016)
6. Nikki Sagermann	242	(2013-2016)
7. Andy Eilertson	239	(1999-2002)
8. Lauren Cumbess	236	(2011-2014)
Maisie Steed	236	(2013-2016)
10. Emily Jolly	235	(2011-2014)

### HITTING

#### Hits

1. Leslie Kwiatkowski	285	(1998-2001)
2. Nikki Jones	268	(2000-2003)
3. Molly Johnson	264	(2007-2010)
4. Katie Reed	256	(2016-2019)
5. <b>Kayla Kowalik</b>	<b>251</b>	<b>(2019-Pres.)</b>
6. Lyndsey Angus	239	(2000-2003)
7. Abbey Cheek	228	(2016-2019)
8. Tiffany Kruse	224	(1998-2001)
Natalie Smith	224	(2007-2010)
10. Griffin Joiner	212	(2012-2015)

### Runs Batted In

1. Abbey Cheek	202	(2016-2019)
2. Alex Martens	181	(2017-2020)
3. Brittany Cervantes	161	(2009-2012)
4. Mallory Peyton	152	(2018-2021)
5. Griffin Joiner	143	(2012-2015)
6. Leslie Kwiatkowski	137	(1998-2001)
7. Molly Johnson	135	(2007-2010)
8. Jenny Schaper	122	(2016-2019)
9. Nikki Sagermann	121	(2013-2016)
10. Katie Reed	118	(2016-2019)
Lauren Cumbess	118	(2011-2014)
Tiffany Kruse	118	(1998-2001)

### Batting Average (min. 200 at bats)

1. <b>Kayla Kowalik</b>	<b>.417</b>	<b>(2019-Pres.)</b>
2. Molly Johnson	.389	(2007-2010)
3. <b>Erin Coffel</b>	<b>.377</b>	<b>(2021-Pres.)</b>
4. Nikki Jones	.365	(2000-2003)
5. Lyndsey Angus	.360	(2000-2003)
6. Leslie Kwiatkowski	.351	(1998-2001)
7. Katie Reed	.345	(2016-2019)
Abbey Cheek	.345	(2016-2019)
9. Alex Martens	.323	(2017-2020)
10. Kara Dill	.330	(2010-2013)

### Doubles

1. Molly Johnson	56	(2007-2010)
2. Leslie Kwiatkowski	47	(1998-2001)
3. Lyndsey Angus	44	(2000-2003)
4. Brittany Cervantes	42	(2009-2012)
Tiffany Kruse	42	(1998-2001)
Griffin Joiner	42	(2012-2015)
7. Katie Reed	41	(2016-2019)
Alex Martens	41	(2017-2020)
9. Angie Del Pozzo	38	(1999-2002)
10. Lauren Cumbess	37	(2011-2014)

### Triples

1. <b>Kayla Kowalik</b>	<b>21</b>	<b>(2019-Pres.)</b>
-------------------------	-----------	---------------------

2. Leslie Kwiatkowski	20	(1998-2001)
3. Tiffany Kruse	18	(1998-2001)
4. <b>Lauren Johnson</b>	<b>12</b>	<b>(2018-Pres.)</b>
Nikki Jones	12	(2000-2003)
6. Meghan Cooper	10	(2002-2006)
Angie Del Pozzo	10	(1999-2002)
Molly Johnson	10	(2007-2010)
Megan Yocke	10	(2008-2011)
10. Kara Dill	9	(2010-2013)
Jessica Nance	9	(2002-2005)
Natalie Smith	9	(2007-2010)

### Walks

1. Griffin Joiner	131	(2012-2015)
2. Megan Yocke	122	(2008-2011)
Nikki Sagermann	122	(2013-2016)
4. Brittany Cervantes	118	(2009-2012)
5. Abbey Cheek	116	(2016-2019)
6. Lyndsey Angus	98	(2000-2003)
7. Destinee Mordecai	89	(2007-2010)
8. <b>Kayla Kowalik</b>	<b>88</b>	<b>(2019-Pres.)</b>
9. <b>Lauren Johnson</b>	<b>86</b>	<b>(2017-Pres.)</b>
10. Maisie Steed	84	(2013-2016)

### At-Bats

1. Leslie Kwiatkowski	811	(1998-2001)
2. Tiffany Kruse	764	(1998-2001)
3. Katie Reed	741	(2016-2019)
4. Nikki Jones	734	(2000-2003)
5. Griffin Joiner	700	(2012-2015)
6. Meagan Aull	691	(2008-2011)
7. Natalie Smith	681	(2007-2010)
8. Molly Johnson	678	(2007-2010)
9. Christian Stokes	676	(2013-2016)
10. Angie Del Pozzo	664	(1999-2002)
Andy Eilertson	664	(1999-2002)

### Runs Scored

1. <b>Kayla Kowalik</b>	<b>197</b>	<b>(2019-Pres.)</b>
2. Abbey Cheek	173	(2016-2019)
3. Molly Johnson	161	(2007-2010)
4. <b>Lauren Johnson</b>	<b>154</b>	<b>(2018-Pres.)</b>
5. Katie Reed	148	(2016-2019)
6. Leslie Kwiatkowski	145	(1998-2001)
7. Brittany Cervantes	139	(2009-2012)
8. Nikki Jones	138	(2000-2003)
9. Lyndsey Angus	136	(2000-2003)
Megan Yocke	136	(2008-2011)

### Home Runs

1. Abbey Cheek	61	(2016-2019)
2. Brittany Cervantes	48	(2009-2012)
3. Mallory Peyton	43	(2018-2021)
4. Griffin Joiner	35	(2012-2015)
Molly Johnson	35	(2007-2010)
6. Nikki Sagermann	34	(2013-2016)
Alex Martens	34	(2017-2020)
8. Brooke Marnitz	31	(2004-2007)
9. Katie Campbell	30	(2004-2007)
<b>Erin Coffel</b>	<b>30</b>	<b>(2021-Pres.)</b>

### Slugging Pct. (min. 200 at bats)

1. Abbey Cheek	.678	(2016-2019)
2. Molly Johnson	.656	(2007-2010)

3. Mallory Peyton	.637	(2018-Pres.)
4. Alex Martens	.583	(2017-2020)
5. Brittany Cervantes	.577	(2009-2012)
6. Brooke Marnitz	.575	(2004-2007)
7. Nikki Sagermann	.523	(2013-Pres.)
8. Griffin Joiner	.519	(2012-2015)
9. Leslie Kwiatkowski	.518	(1998-2001)
Megan Yocke	.518	(2008-2011)

### Total Bases

1. Abbey Cheek	454	(2016-2019)
2. Molly Johnson	445	(2007-2010)
3. Leslie Kwiatkowski	420	(1998-2001)
4. Brittany Cervantes	370	(2009-2012)
5. <b>Kayla Kowalik</b>	<b>367</b>	<b>(2019-Pres.)</b>
6. Katie Reed	367	(2016-2019)
6. Griffin Joiner	363	(2012-2015)
8. Alex Martens	341	(2017-2020)
9. Lyndsey Angus	338	(2000-2003)
10. Tiffany Kruse	323	(1998-2001)

### Stolen Bases

1. Sylvester Samuel	84	(2013-2016)
2. Leslie Kwiatkowski	82	(1998-2001)
3. Meagan Aull	71	(2008-2011)
4. Beth Fogel	70	(1999-2002)
5. Molly Johnson	66	(2007-2010)
6. Jessica Nance	64	(2002-2005)
7. <b>Kayla Kowalik</b>	<b>62</b>	<b>(2019-Pres.)</b>
8. Kara Dill	57	(2010-2013)
Katie Reed	57	(2016-2019)
10. Bailey Vick	45	(2017-2020)

### FIELDING

#### Fielding Pct. (min. 100 chances)

1. Jenny Schaper	.992	(2016-2019)
Griffin Joiner	.992	(2012-2015)
Megan Yocke	.992	(2008-2011)
4. Lauren Cumbess	.985	(2011-2014)
Jamie Dardis	.985	(2000-2002)
6. Maisie Steed	.984	(2013-2016)



## CAREER RECORDS

7. Sam. DeMartine	.983	(2008-2011)
8. Lorie Horner	.982	(1997-2098)
Katie Campbell	.982	(2004-2007)
10. Alli Eckman	.981	(2005-2007)

### Putouts

1. Griffin Joiner	1,557	(2012-2015)
2. Jenny Schaper	1,260	(2016-2019)
3. Megan Yocke	1,203	(2008-2011)
4. Megan Glenn	1,117	(2003-2006)
5. Maisie Steed	1,051	(2013-2016)
6. Sam. DeMartine	1,041	(2008-2011)
7. Andy Eilertson	1,038	(1999-2002)
8. Lauren Cumbess	931	(2011-2014)
9. Katie Campbell	664	(2004-2007)
10. Lyndsey Angus	662	(2000-2003)

### Assists

1. Angie Del Pozzo	552	(1999-2002)
2. Katie Reed	532	(2016-2019)
3. Christian Stokes	517	(2013-2016)
4. Molly Johnson	510	(2007-2010)
5. Abbey Cheek	486	(2016-2019)
6. Rachel Friberg	475	(2001-2004)
7. Meghan Cooper	452	(2002-2006)
8. Nikki Sagermann	450	(2013-2016)
9. Nikki Jones	416	(2000-2003)
10. Brittany Cervantes	374	(2009-2012)

### PITCHING

#### Appearances

1. Kelsey Nunley	171	(2013-2016)
2. Keary Camunas	158	(1997-2000)
3. Chanda Bell	143	(2009-2012)
4. Amy Kendall	133	(2003-2006)
5. Meagan Prince	122	(2013-2017)
6. Autumn Humes	107	(2018-2021)
7. Jennifer Howland	105	(1999-2002)
8. Grace Baalman	102	(2018-2021)
9. Rachel Riley	97	(2009-2012)

10. Amber Matousek	90	(2007-2010)
--------------------	----	-------------

### Innings Pitched

1. Kelsey Nunley	943.1	(2013-2016)
2. Keary Camunas	897.2	(1997-2000)
3. Chanda Bell	724.0	(2009-2012)
4. Amy Kendall	586.0	(2003-2006)
5. Meagan Prince	525.1	(2014-2017)
6. Rachel Riley	477.1	(2009-2012)
7. Autumn Humes	477.0	(2018-2021)
8. Jennifer Howland	476.2	(1999-2002)
9. Amber Matousek	442.0	(2007-2010)
10. Grace Baalman	403.2	(2018-Pres.)

### Games Started

1. Keary Camunas	137	(1997-2000)
2. Kelsey Nunley	117	(2013-2016)
3. Chanda Bell	105	(2009-2012)
4. Amy Kendall	84	(2003-2006)
5. Amber Matousek	77	(2007-2010)
6. Jennifer Howland	74	(1999-2002)
7. Autumn Humes	74	(2018-2021)
8. Meagan Prince	73	(2014-2017)
9. Grace Baalman	62	(2018-2021)
10. Morgan Marr	61	(2000-2002)

### ERA (min. 100 IP)

1. Kelsey Nunley	1.96	(2013-2016)
2. Meagan Prince	2.37	(2014-2017)
3. Keary Camunas	2.49	(1997-2000)
4. Chanda Bell	2.55	(2009-2012)
5. Rachel Riley	2.68	(2009-2012)
6. Shannon Smith	2.75	(2014-2016)
7. Lauren Cumbess	2.83	(2011-2014)
8. Autumn Humes	2.86	(2018-2021)
9. Grace Baalman	2.93	(2018-2021)
10. Jessica Trueblood	2.99	(2006)

### Opponent Batting Avg. (min. 250 batters faced)

1. Chanda Bell	.200	(2009-2012)
2. Shannon Smith	.202	(2014-2017)
3. Kelsey Nunley	.211	(2013-2016)
4. Lauren Cumbess	.215	(2011-2014)
5. Meagan Prince	.231	(2014-2017)
6. Gretchen Prugh	.238	(2004)
7. Grace Baalman	.245	(2018-2021)
8. Keary Camunas	.247	(1997-2000)
9. Autumn Humes	.249	(2018-2021)

### Strikeouts

1. Chanda Bell	910	(2009-2012)
2. Kelsey Nunley	809	(2013-2016)
3. Keary Camunas	550	(1997-2000)
4. Meagan Prince	446	(2014-2017)
5. Autumn Humes	333	(2018-2021)
6. Amy Kendall	302	(2003-2006)
7. Grace Baalman	283	(2018-2021)
8. Rachel Riley	259	(2009-2012)
9. Lauren Cumbess	257	(2011-2014)
10. Amber Matousek	252	(2007-2010)

### Wins

1. Kelsey Nunley	92	(2013-2016)
2. Chanda Bell	68	(2009-2012)
3. Meagan Prince	63	(2014-2017)
4. Keary Camunas	54	(1997-2000)
5. Autumn Humes	51	(2018-2021)
5. Rachel Riley	40	(2009-2012)
6. Grace Baalman	39	(2018-2021)
7. Amy Kendall	31	(2003-2006)
8. Lauren Cumbess	29	(2011-2014)
Morgan Marr	29	(2000-2002)
10. Amber Matousek	28	(2007-2010)

### Saves

1. Kelsey Nunley	9	(2013-2016)
Meagan Prince	9	(2014-2017)
3. Chanda Bell	6	(2009-2012)
4. Keary Camunas	5	(1997-2000)



Chanda Bell



Lauren Cumbess



Rachel Riley

## SINGLE SEASON RECORDS

### Games Played

1. Joiner/Stokes/Sagermann/Samuel 69 (2014)	Kayla Kowalik 202 (2021)	1. Kayla Kowalik 8 (2020)**
2. Lauren Cumbess 67 (2014)	7. Jennifer Howland 201 (1999)	2. Tiffany Kruse 7 (2000)
Tiffany Kruse 67 (1999)	Leslie Kwiatkowski 201 (2000)	3. Kayla Kowalik 6 (2021)
Leslie Kwiatkowski 67 (1999)	Lauren Cumbess 201 (2013)	Angie Del Pozzo 6 (2001)
3. Jennifer Howland 66 (1999)	10. Tiffany Kruse 199 (2000)	Leslie Kwiatkowski 6 (2000)
4. Andy Eilertson 65 (2000)		Leslie Kwiatkowski 6 (1998)
Nikki Jones 65 (2000)		5. Kara Dill 5 (2012)
Tiffany Kruse 65 (2000)		Nikki Jones 5 (2003)
5. Leslie Kwiatkowski 64 (2000)		Tiffany Kruse 5 (1999)
		Megan Yocke 5 (2009)
		Kayla Kowalik 5 (2019)

### HITTING

#### Batting Average

1. Bailey Vick .571 (2020)**
2. Alex Martens .507 (2020)**
3. Kayla Kowalik .495 (2021)
4. Nikki Jones .442 (2002)
5. Molly Johnson .433 (2009)
6. Abbey Cheek .428 (2019)
7. Rylea Smith .420 (2020)**
8. Molly Johnson .401 (2008)
9. Brooke Marnitz .399 (2007)
10. Leslie Kwiatkowski .398 (2000)
11. Nikki Jones .388 (2003)
12. Lyndsey Angus .384 (2003)
13. Mallory Peyton .379 (2020)**
14. Kara Dill .377 (2011)
15. Molly Johnson .375 (2010)

#### At-Bats

1. Nikki Jones 212 (2000)
2. Tiffany Kruse 208 (1999)
3. Leslie Kwiatkowski 207 (1999)
4. Leslie Kwiatkowski 206 (1998)
5. Lauren Cumbess 203 (2014)
6. Kara Dill 202 (2012)

#### Hits

1. Kayla Kowalik 100 (2021)
2. Molly Johnson 81 (2009)
3. Leslie Kwiatkowski 80 (2000)
4. Leslie Kwiatkowski 77 (1999)
5. Tiffany Kruse 72 (1999)
6. Katie Reed 71 (2017)
Kara Dill 71 (2012)
Nikki Jones 71 (2003)
Leslie Kwiatkowski 71 (1998)
10. Molly Johnson 69 (2010)
Katie Reed 69 (2019)

#### Doubles

1. Molly Johnson 20 (2008)
2. Tiffany Kruse 16 (2000)
Leslie Kwiatkowski 16 (2001)
Katie Reed 16 (2019)
4. Brittany Cervantes 15 (2012)
Mallory Peyton 15 (2021)
5. Griffin Joiner 14 (2013)
Molly Johnson 14 (2009)
Lauren Johnson 14 (2019)
8. Christian Stokes 13 (2014)
Lyndsey Angus 13 (2002)
Alex Martens 13 (2017)
Jenny Schaper 13 (2019)
Abbey Cheek 13 (2019)

#### Triples

#### Home Runs

1. Brooke Marnitz 21 (2007)
2. Abbey Cheek 20 (2019)
3. Abbey Cheek 18 (2018)
4. Erin Coffel 16 (2021)
5. Brittany Cervantes 15 (2011)
6. Renee Abernathy 13 (2021)
Nikki Sagermann 13 (2014)
Brittany Cervantes 13 (2012)
Molly Johnson 13 (2010)
Lauren Cumbess 13 (2013)
Alex Martens 13 (2019)
Mallory Peyton 13 (2019)
7. Kayla Kowalik 12 (2021)
Mallory Peyton 12 (2021)
Abbey Cheek 12 (2017)
Katie Campbell 12 (2007)
Amber Janneck 12 (2004)
Jenny Schaper 12 (2019)
8. Alex Martens 11 (2020)**
Griffin Joiner 11 (2015)
Megan Yocke 11 (2011)
9. Griffin Joiner 10 (2013, 2014)
Lauren Cumbess 10 (2014)
Meagan Aull 10 (2011)
Brittany Cervantes 10 (2010)
Brittany Cervantes 10 (2009)
Samantha DeMartine 10 (2011)
Abbey Cheek 10 (2016)

#### Runs Batted In

1. Alex Martens 66 (2019)
2. Brooke Marnitz 61 (2007)
3. Abbey Cheek 56 (2018)
Erin Coffel 56 (2021)
5. Abbey Cheek 53 (2019)
6. Brittany Cervantes 52 (2011)
Abbey Cheek 52 (2016)
8. Leslie Kwiatkowski 50 (2000)
Mallory Peyton 50 (2021)
10. Nikki Sagermann 49 (2014)
10. Renee Abernathy 48 (2021)

#### Runs Scored

1. Kayla Kowalik 77 (2021)
2. Brittany Cervantes 55 (2011)
3. Abbey Cheek 54 (2019)
4. Molly Johnson 53 (2009)
5. Kayla Kowalik 49 (2019)



**Abbey Cheek**

## SINGLE SEASON RECORDS

6. Molly Johnson	48	(2010)
7. Megan Yocke	47	(2011)
Erin Coffel	47	(2021)
9. Katie Reed	45	(2018)
10. Kara Dill	44	(2011)

### Total Bases

1. Kayla Kowalik	159	(2021)
2. Abbey Cheek	138	(2019)
3. Brooke Marnitz	137	(2007)
4. Molly Johnson	130	(2009)
5. Molly Johnson	125	(2010)
6. Erin Coffel	118	(2021)
7. Leslie Kwiatkowski	117	(1999)
8. Lauren Cumbess	116	(2013)
9. Leslie Kwiatkowski	115	(2000)
Abbey Cheek	115	(2018)
11. Renee Abernathy	113	(2021)

### On-Base Pct.

1. Bailey Vick	.630	(2020)**
2. Abbey Cheek	.602	(2019)
3. Alex Martens	.589	(2020)**
4. Kayla Kowalik	.554	(2021)
5. Mallory Peyton	.517	(2020)**
6. Molly Johnson	.498	(2009)
7. Brittany Cervantes	.490	(2011)
8. Megan Yocke	.483	(2011)
9. Lyndsey Angus	.478	(2003)
10. Molly Johnson	.472	(2008)
11. Nikki Jones	.466	(2002)
12. Brooke Marnitz	.454	(2007)
13. Griffin Joiner	.451	(2014)
14. Molly Johnson	.450	(2010)
Erin Coffel	.450	(2021)

### Slugging Pct.

1. Alex Martens	.987	(2020)**
2. Mallory Peyton	.970	(2020)**
3. Abbey Cheek	.908	(2019)
4. Brooke Marnitz	.895	(2007)
5. Kayla Kowalik	.787	(2021)
6. Abbey Cheek	.701	(2018)
7. Molly Johnson	.695	(2009)
8. Molly Johnson	.679	(2010)
9. Brittany Cervantes	.677	(2011)
10. Molly Johnson	.669	(2008)
11. Katie Campbell	.640	(2007)
12. Becky Bishop	.632	(2007)
13. Brittany Cervantes	.615	(2012)

### Sacrifice Hits

1. Beth Fogle	13	(2001)
Megan Yocke	13	(2009)
3. Lorie Melchi	12	(2003)
Megan Yocke	12	(2010)
Katie Reed	12	(2018)
5. Sarah Rainwater	11	(2017)
Sylver Samuel	11	(2013, 2014)
Michelle Bucci	11	(1997)
Beth Fogle	11	(2000)

Jennifer Howland	11	(1999)
Stephanie Thompson	11	(1998)
Megan Yocke	11	(2008)

### Sacrifice Flies

1. Tatum Spangler	6	(2021)
2. Alice O'Brien	5	(2013)
Renee Abernathy	5	(2021)
4. Nikki Sagermann	4	(2014)
Lyndsey Angus	4	(2000)
Rachel Friberg	4	(2002)
Brooke Marnitz	4	(2004)
Mallory Peyton	4	(2021)

### Stolen Bases

1. Beth Fogle	34	(1999)
2. Leslie Kwiatkowski	28	(2000)
3. Meagan Aull	26	(2009)
4. Molly Johnson	24	(2009)
5. Sylver Samuel	23	(2016)
Kayla Kowalik	23	(2021)
7. Leslie Kwiatkowski	22	(1999)
8. Sylver Samuel	21	(2013)
Kara Dill	21	(2012)
Jessica Nance	21	(2004)
11. Sylver Samuel	20	(2014, 2015)
Kara Dill	20	(2011)
Molly Johnson	20	(2010)

### Walks

1. Abbey Cheek	64	(2019)
2. Brittany Cervantes	48	(2011)
3. Griffin Joiner	47	(2014)
Megan Yocke	47	(2011)
5. Griffin Joiner	36	(2015)
6. Nikki Sagermann	35	(2016)
7. Maisie Steed	34	(2013)
8. Brittany Cervantes	33	(2012)
9. Griffin Joiner	32	(2015)
10. Brooke Marnitz	31	(2006)

### Hit by Pitch

1. Meghan Cooper	16	(2006)
2. Ansley Smith	15	(2014)
Erin Coffel	15	(2021)
4. Emily Gaines	13	(2014)
Mallory Peyton	13	(2019)
6. Griffin Joiner	12	(2012)
7. Renee Abernathy	10	(2021)
Molly Johnson	10	(2008)
Molly Johnson	10	(2009)
Molly Johnson	10	(2010)
Mallory Peyton	10	(2020)**
12. Ansley Smith	9	(2015)
Megan Aull	9	(2009)
Samantha DeMartine	9	(2011)
Amber Janneck	9	(2005)
Leslie Kwiatkowski	9	(2001)

### FIELDING

#### Putouts

1. Griffin Joiner	442	(2014)
2. Jenny Schaper	399	(2016)
3. Griffin Joiner	390	(2012)
4. Jamie Dardis	382	(2000)
Griffin Joiner	382	(2015)
6. Megan Yocke	369	(2010)
7. Megan Glenn	366	(2006)
8. Samantha DeMartine	363	(2009)

### Assists

1. Christian Stokes	167	(2014)
Angie Dal Pozzo	167	(2001)
3. Katie Reed	158	(2018)
4. Abbey Cheek	155	(2018)
5. Abbey Cheek	152	(2017)
6. Lindsay Houser	148	(1998)
7. Angie Dal Pozzo	143	(1999)
Molly Johnson	143	(2009)
9. Nikki Sagermann	141	(2014)
Katie Reed	141	(2017)

### Fielding Pct.

1. Griffin Joiner	1.000	(2015)
Emily Jolly	1.000	(2014)
Maisie Steed	1.000	(2014)
Meagan Aull	1.000	(2009)
Michelle Bucci	1.000	(1999)
Beth Fogle	1.000	(2002)
Jennifer Howland	1.000	(2001)
7. Griffin Joiner	.998	(2014)
8. Megan Yocke	.997	(2011)
Megan Yocke	.997	(2009)
Jenny Schaper	.997	(2017)

### PITCHING

#### ERA (min. 10 appearances)

1. Kelsey Nunley	1.27	(2016)
2. Keary Camunas	1.68	(2000)
3. Meagan Prince	1.85	(2016)
4. Kelsey Nunley	1.88	(2014)
5. Erin Rethlake	1.95	(2017)
6. Lauren Cumbess	1.99	(2011)
7. Meagan Prince	1.82	(2017)
8. Lauren Cumbess	2.07	(2014)
9. Kelsey Nunley	2.14	(2013)
10. Chanda Bell	2.24	(2011)

#### Win-loss pct. (min. 10 appearances)

1. Shannon Smith	1.000 (3-0)	(2016)
2. Ellen Weaver	.857 (6-1)	(2011)
3. Kelsey Nunley	.777 (21-6)	(2016)
Meagan Prince	.777 (21-6)	(2016)
5. Lauren Cumbess	.750 (6-2)	(2011)
6. Lauren Cumbess	.731 (30-11)	(2014)
7. Kelsey Nunley	.731 (30-11)	(2014)
8. Rachel Riley	.722 (13-5)	(2011)
9. Kelsey Nunley	.711 (27-11)	(2013)
10. Meagan Prince	.700 (21-9)	(2017)

### Wins

1. Kelsey Nunley	30	(2014)
2. Kelsey Nunley	27	(2013)

## SINGLE SEASON RECORDS

3. Autumn Humes	22	(2021)	Keary Camunas	28	(2000)
4. Meagan Prince	21	(2017)	5. Chanda Bell	26	(2010)
Kelsey Nunley	21	(2016)	Keary Camunas	26	(1999)
Meagan Prince	21	(2016)	Amber Matousek	26	(2008)
Chanda Bell	19	(2009)	8. Jessica Trueblood	25	(2006)
Keary Camunas	19	(2000)	Kelsey Nunley	25	(2013)
9. Chanda Bell	18	(2010)	10. Keary Camunas	23	(1997)
10. Morgan Marr	17	(2001)	Morgan Marr	23	(2001)

### Saves

1. Meagan Prince	5	(2017)
Kelsey Nunley	5	(2015)
3. Chanda Bell	4	(2012)
Keary Camunas	4	(1999)
Jessica Trueblood	4	(2006)
5. Kelsey Nunley	2	(2013)
Meghan Cooper	2	(2002)
Jennifer Young	2	(2007)
Meagan Prince	2	(2016)
Autumn Humes	2	(2019)
Autumn Humes	2	(2021)
Grace Baalman	2	(2021)

### Innings Pitched

1. Kelsey Nunley	282.1	(2014)
2. Kelsey Nunley	268.2	(2013)
3. Keary Camunas	251.1	(1998)
4. Amy Kendall	229.0	(2003)
5. Keary Camunas	226.2	(1999)
6. Keary Camunas	225.2	(2000)
7. Chanda Bell	219.1	(2010)
8. Kelsey Nunley	211.0	(2015)
9. Morgan Marr	195.2	(2001)
10. Keary Camunas	194.0	(1997)

### Appearances

1. Samantha Allen	49	(2005)
2. Kelsey Nunley	47	2013)
3. Kelsey Nunley	45	(2014)
4. Keary Camunas	43	(1999)
5. Kelsey Nunley	42	(2015)
6. Autumn Humes	41	(2021)
Keary Camunas	41	(2000)
Meagan Prince	41	(2017)
9. Keary Camunas	40	(1998)
Amy Kendall	40	(2003)

### Games Started

1. Keary Camunas	37	(1998)
2. Kelsey Nunley	36	(2014)
Keary Camunas	36	(2000)
4. Chanda Bell	34	(2010)
Keary Camunas	34	(1999)
6. Amy Kendall	32	(2003)
7. Morgan Marr	31	(2001)
8. Kelsey Nunley	30	(2015)
Keary Camunas	30	(1997)
Autumn Humes	30	(2021)

### Complete Games

1. Keary Camunas	33	(1998)
2. Kelsey Nunley	31	(2014)
3. Amy Kendall	29	(2003)

### Shutouts

1. Keary Camunas	9	(2000)
2. Kelsey Nunley	7	(2014)
Kelsey Nunley	7	(2016)
Chanda Bell	7	(2011)
4. Keary Camunas	6	(1998)
5. Rachel Riley	5	(2010)
Meagan Prince	5	(2016)
6. Kelsey Nunley	4	(2015)
Chanda Bell	4	(2010)
Keary Camunas	4	(1999)
Jennifer Howland	4	(2000)
Rachel Riley	4	(2011)
Grace Baalman	4	(2019)
Autumn Humes	4	(2021)

### Strikeouts

1. Chanda Bell	288	(2010)
2. Kelsey Nunley	219	(2014)
3. Chanda Bell	216	(2009)
4. Chanda Bell	205	(2011)
5. Kelsey Nunley	203	(2016)
6. Chanda Bell	201	(2012)
7. Kelsey Nunley	194	(2015)
8. Kelsey Nunley	193	(2013)
9. Meagan Prince	175	(2017)
10. Keary Camunas	164	(1999)


### Opponent Batting Avg. (min. 200 at-bats)

1. Chanda Bell	.175	(2011)
2. Kelsey Nunley	.178	(2016)
3. Lauren Cumbess	.193	(2012)
4. Erin Rethlake	.197	(2017)
5. Chanda Bell	.200	(2010)

\*\* = 24-game season due to COVID-19



**Keary Camunas**



**Jessica Trueblood**

## GAME RECORDS

### HITTING

#### At-bats

6	Christian Stokes	vs. South Carolina	4/18/15
	Lauren Cumbess	at Ole Miss	4/13/14
	Kara Dill	at USC Upstate	2/24/13
	Nikki Jones	vs. Arkansas	4/27/03
	Jackie Haynes	vs. Middle Tennessee State	4/1/97
	Michelle Buccia	vs. Middle Tennessee State	4/1/97
	Jacki Haynes	vs. Mississippi State	4/11/97

#### Runs Scored

5	Kayla Kowalik	vs. NC Central	2/20/21
---	---------------	----------------	---------

#### Hits

5	Bailey Vick	vs. Georgia Tech	2/21/20
	Christian Stokes	vs. Long Beach State	2/19/15
	Beth Fogle	vs. Morehead State	3/5/02

#### RBI

6	Erin Coffel	vs. Jacksonville	2/24/22
	Renee Abernathy	vs. Auburn	3/25/22
	Erin Coffel	vs. Tennessee	4/3/21
	Erin Coffel	vs. New Mexico State	2/26/21
	Alex Martens	vs. Texas A&M	3/7/20
	Katie Reed	vs. Mississippi State	3/15/19
	Nikki Sagermann	at Alabama	5/5/13
	Griffin Joiner	vs. UNC	3/12/13
	Leslie Kwiatkowski	vs. Eastern Kentucky	3/1/00
	Brooke Marnitz	vs. Southern Miss.	2/10/07
	Rachel Riley	at Austin Peay	4/6/11

#### Doubles

3	Christian Stokes	vs. South Carolina	4/18/15
	Molly Johnson	vs. Indiana	4/1/08
	Emily Jolly	vs. DePaul	2/12/11

#### Triples

3	Meghan Cooper	vs. Kent State	2/17/06
---	---------------	----------------	---------

#### Home Runs

2 (47 times)	Last: Erin Coffel	vs. Jacksonville	2/24/22
--------------	-------------------	------------------	---------

#### Total Bases

11	Kayla Kowalik	vs. NC Central	2/21/20
----	---------------	----------------	---------

#### Walks

4 (4 times)	Last: Abbey Cheek	at Alabama	4/28/19
-------------	-------------------	------------	---------

#### Strikeouts

4 (8 times)	Last: Emily Gaines	vs. DePaul	5/18/14
-------------	--------------------	------------	---------

#### Sacrifice Hits

2 (45 times)	Last: Bailey Vick	vs. Liberty	2/7/20
--------------	-------------------	-------------	--------

#### Sacrifice Flies

2	Abbey Cheek	at Georgia	3/18/17
---	-------------	------------	---------

#### Stolen Bases

4	Bailey Vick	vs. Bradley	2/24/18
	Erin Rethlake	vs. Drexel	3/10/17
	Meagan Aull	vs. Kent State	3/24/09

### Hit By Pitch

3	Ashley Dimkich	vs. Youngstown State	3/4/06
---	----------------	----------------------	--------

### FIELDING

#### Putouts

21	Megan Yocke	vs. Tennessee Tech	4/16/11
----	-------------	--------------------	---------

#### Assists

9	Amber Janneck	vs. Eastern Kentucky	4/6/05
	Amber Janneck	vs. Western Kentucky	4/13/05
	Molly Johnson	vs. Florida	4/11/09
	Angie Dal Pozzo	vs. Louisville	4/18/01

#### Errors

4	Brooke Marnitz	vs. Alabama	3/21/04
	Nikki Jones	vs. Morehead State	3/5/02
	Angie Dal Pozzo	vs. Texas-San Antonio	2/10/01
	Meredith Seales	vs. UNC Greensboro	2/22/97

#### Passed Balls

4	Alli Eckman	vs. Ole Miss	3/12/05
---	-------------	--------------	---------

### PITCHING

#### Innings Pitched

11.1	Autumn Humes	at Auburn	3/24/18
------	--------------	-----------	---------

#### Fewest Hits Allowed

0	20 Times	Last: Stephanie Schoonover	vs. UC Santa Barbara	2/18/18
---	----------	----------------------------	----------------------	---------

#### Perfect Game

	Chanda Bell	at Austin Peay (Game 1)	4/6/11
	Rachel Riley	at Austin Peay (Game 2)	4/6/11

#### Runs Allowed

16	Lorie Horner	vs. Alabama	3/21/98
	Jennifer Young	vs. Indiana	4/1/08

#### Earned Runs Allowed

13	Amber Matousek	vs. Alabama	3/22/08
	Amber Matousek	vs. LSU	4/9/08

#### Walks Allowed

9	Jennifer Young	vs. Indiana	4/1/08
---	----------------	-------------	--------

#### Strikeouts

16	Chanda Bell	vs. Colorado State	2/25/11
16	Chanda Bell	vs. Tennessee Tech	4/16/11

#### Hits Allowed

18	Lorie Horner	vs. Alabama	3/21/98
18	Rachel Riley	at Georgia	4/10/11

#### Doubles Allowed

8	Jennifer Howland	vs. Akron	3/9/01
---	------------------	-----------	--------

#### Triples Allowed

2	Samantha Allen	vs. Cal-Poly	2/12/05
	Jennifer Howland	vs. Georgia	3/7/01
	Lorie Horner	vs. Missouri	2/15/97

#### Home Runs Allowed

6	Amber Matousek	vs. Alabama	3/22/08
---	----------------	-------------	---------





## TEAM RECORDS

### TEAM RECORDS-GAME

#### Hitting

At Bats: ..... 43 ..... at Ole Miss ..... 4/13/14  
**Runs Scored:..... 23 ..... vs. UC Santa Barbara ..... 2/18/22**  
 Hits: ..... **20 ..... vs. UC Santa Barbara ..... 2/18/22**  
 Doubles: ..... 6 ..... twice, last at Miami (OH) ..... 3/17/09  
 Triples: ..... 4 ..... vs. Louisville ..... 4/10/02  
 Home Runs: ..... 6 ..... at Tennessee ..... 4/27/18  
 RBI: ..... **23 ..... vs. UC Santa Barbara ..... 2/18/22**  
**Total Bases: ..... 38 ..... vs. UC Santa Barbara ..... 2/18/22**  
 Walks: ..... 13 ..... vs. Indiana ..... 3/2/08  
 Strikeouts: ..... 18 ..... vs. WKU ..... 4/23/15  
 Stolen Bases: ..... 8 ..... Samford/Bradley .. 3/20/99 | 2/23/18

#### Fielding

Putouts: ..... 33 ..... 5x, last vs. South Carolina ..... 4/18/15  
 Assists: ..... 25 ..... at South Carolina ..... 5/2/09  
 Errors: ..... 7 ..... vs. Texas-San Antonio ..... 2/10/01  
 Double Plays: ..... 3 ..... seven times, last vs. SIU ..... 2/13/15

#### Pitching

Innings Pitched: ..... 13.0 ..... at Alabama ..... 4/28/19  
 Runs Allowed: ..... 18 ..... vs. Florida ..... 3/17/01  
 Earned Runs Allowed: ..... 17 ..... 2x, last vs. Georgia ..... 3/28/10  
 Hits Allowed: ..... 19 ..... vs. Arkansas ..... 3/31/07  
**Fewest Hits Allowed: .... 0 ..... 19x, last vs. UCSB ..... 2/18/22**  
 Doubles Allowed: ..... 8 ..... vs. Akron ..... 3/9/01  
 Triples Allowed: ..... 3 ..... vs. Georgia ..... 3/7/01  
**Home Runs Allowed: ... 6 ..... 2x, last vs. Oklahoma ..... 3/23/22**  
 Walks Allowed: ..... 9 ..... 4x, last at Alabama ..... 5/4/13  
 Strikeouts: ..... 20 ..... vs. Tennessee Tech ..... 4/16/11

### TEAM RECORDS-SEASON

#### Hitting

Batting Average: ..... 305 ..... 2019  
 At Bats: ..... 1,797 ..... 2014  
 Runs Scored: ..... 381 ..... 2019  
 Hits: ..... 477 ..... 2000  
 Doubles: ..... 94 ..... 2019  
 Triples: ..... 18 ..... 2000, 2001, 2002  
 Home Runs: ..... 71 ..... 2014, 2019  
 RBI: ..... 346 ..... 2019  
 Total Bases: ..... 810 ..... 2019  
 Walks: ..... 227 ..... 2019  
 Strikeouts: ..... 426 ..... 2004  
 Stolen Bases: ..... 89 ..... 1999

#### Fielding

Fielding Percentage: ..... (.976) ..... 2018  
 Putouts: ..... 1,455 ..... 2014  
 Assists: ..... 673 ..... 2001  
 Errors: ..... 131 ..... 1997  
 Double Plays: ..... 32 ..... 2002

#### Pitching

Lowest ERA: ..... 1.71 ..... 2016  
 Lowest Opponents Batting Average: ..... .191 ..... 2016  
 Innings Pitched: ..... 485.0 ..... 2014  
 Runs Allowed: ..... 333 ..... 2005  
 Fewest Runs Allowed: ..... 130 ..... 2016  
 Earned Runs Allowed: ..... 253 ..... 2005  
 Fewest Earned Runs Allowed: ..... 98 ..... 2016  
 Hits Allowed: ..... 523 ..... 2005  
 Fewest Hits Allowed: ..... 250 ..... 2016  
 Doubles Allowed: ..... 101 ..... 2003  
 Fewest Doubles Allowed: ..... 44 ..... 2016  
 Triples Allowed: ..... 16 ..... 1997  
 Fewest Triples Allowed: ..... 2 ..... 2004  
 Home Runs Allowed: ..... 58 ..... 2008  
 Fewest Home Runs Allowed: ..... 10 ..... 1997  
 Walks Allowed: ..... 182 ..... 2013  
 Fewest Walks Allowed: ..... 93 ..... 1997  
 Strikeouts: ..... 403 ..... 2014  
 Shutouts: ..... 16 ..... 2000

### TEAM RECORDS-SEASON

Games played ..... 69 ..... 2014  
 Wins ..... 50 ..... 2014  
 Losses ..... 44 ..... 1997 & 1999  
 Highest winning percentage ..... .781 (43-12) ..... 2016  
 Lowest winning percentage ..... .185 (10-44) ..... 1997  
 Seasons team fielded ..... 25 ..... (first in 1997)  
 Winning seasons ..... 15 ..... (last in 2021)  
 Losing seasons ..... 11 ..... (last in 2008)  
 First tie ..... UK 2, Texas-Arlington 2 ..... (2/15/04)  
 Longest coaching tenure ..... Rachel Lawson, 14 yrs ..... (2008-Pres.)  
 ..... Beth Pruitt, 8 yrs ..... (1997-2004)

Consecutive losses ..... 21 ..... 3/15/03 - 4/13/03  
 Consecutive wins ..... 19 ..... 2/12/21 - 3/7/21  
 Consecutive shutout wins: ..... 4 ..... 2/20/16 - 2/27/16  
 Consecutive shutout losses: ..... 6 ..... 3/29/06-4/2/06  
 Consecutive games without an error: .... 6 ..... 3/6/15 - 3/15/15  
 Extra-inning games: ..... 10 ..... 2014  
 Extra-inning wins: ..... 8 ..... 2014  
 Consecutive games with a stolen base: 16 ..... 2/17/02-3/17/02  
 Consecutive games with a double: ..... 12 ..... 3/16/02-4/6/02  
 Consecutive games without extra-base hit: ..... 5 - 3/9/97-3/12/97  
 Most Combined Runs in a Game: ..... 29 ..... (4/1/08 Indiana 16, UK 13)  
 Largest Margin of Victory: ..... 22 ..... 2/29/20 vs. Detroit Mercy

## SINGLE SEASON RECORDS BY CLASS

### HITTING

#### Batting Average

Senior	Abbey Cheek	.428	2019
Junior	Kayla Kowalik	.495	2021
Soph.	Molly Johnson	.401	2008
Fresh.	Natalie Smith	.370	2007

(2020 not included, COVID-19)

#### Hits

Senior	Nikki Jones	71	2003
Junior	Kayla Kowalik	100	2021
Soph.	Leslie Kwiatkowski	77	1999
Fresh.	Leslie Kwiatkowski	71	1998

#### Doubles

Senior	Kwiatkowski/Reed	16	2001/19
Junior	Tiffany Kruse	16	2000
Soph.	Molly Johnson	20	2008
Fresh.	Alex Martens	13	2017

#### Triples

Senior	Nikki Jones	5	2003
Junior	Tiffany Kruse	7	2000
Soph.	Kayla Kowalik	8	2020
Fresh.	Leslie Kwiatkowski	6	1998

#### Home Runs

Senior	Brooke Marnitz	21	2007
Junior	Abbey Cheek	18	2018
Soph.	Sagermann/Peyton	13	2014/19
Fresh.	Erin Coffel	16	2021

#### Runs Batted In

Senior	Brooke Marnitz	61	2007
Junior	Alex Martens	66	2019
Soph.	Nikki Sagermann	49	2014
Fresh.	Erin Coffel	56	2021

#### Runs Scored

Senior	Abbey Cheek	54	2019
Junior	Kayla Kowalik	77	2021
Soph.	Kara Dill	44	2011
Fresh.	Kayla Kowalik	49	2019

#### Total Bases

Senior	Abbey Cheek	138	2019
Junior	Kayla Kowalik	159	2021
Soph.	Leslie Kwiatkowski	117	1999
Fresh.	Erin Coffel	118	2021

#### On Base Pct.

Senior	Abbey Cheek	.602	2019
Junior	Kayla Kowalik	.554	2021
Soph.	Molly Johnson	.472	2008
Fresh.	Erin Coffel	.450	2021

(2020 not included, COVID-19)

#### Slugging Pct.

Senior	Abbey Cheek	.908	2019
Junior	Kayla Kowalik	.787	2021
Soph.	Molly Johnson	.669	2008
Fresh.	Erin Coffel	.663	2021

#### Sacrifice Hits

Senior	Tiffany Kruse	9	2001
Junior	Beth Fogle	13	2001

Soph.	Megan Yocke	13	2009
Fresh.	Lorie Melchi	12	2003

#### Sacrifice Flies

Senior	Alice O'Brien	5	2013
Junior	Tatum Spangler	5	2021
Soph.	Nikki Sagermann	4	2014
	Rachel Friberg	4	2002
Fresh.	Lyndsey Angus	4	2000
	Brooke Marnitz	4	2004

#### Stolen Bases

Senior	Sylver Samuel	23	2016
Junior	Leslie Kwiatkowski	28	2000
Soph.	Meagan Aull	26	2009
Fresh.	Beth Fogle	34	1999

#### Walks

Senior	Abbey Cheek	64	2019
Junior	Brittany Cervantes	48	2011
Soph.	Ansley Smith	30	2014
Fresh.	Maisie Steed	44	2013

#### Hit by Pitch

Senior	Meghan Cooper	16	2006
Junior	Molly Johnson	10	2009
Soph.	Ansley Smith	15	2014
Fresh.	Erin Coffel	15	2021

### FIELDING

#### Putouts

Senior	Maisie Steed	385	2016
Junior	Griffin Joiner	442	2014
Soph.	Griffin Joiner	343	2013
Fresh.	Jenny Schaper	399	2016

#### Assists

Senior	Molly Johnson	131	2010
Junior	Angie Dal Pozzo	167	2001
Soph.	Christian Stokes	167	2014
Fresh.	Angie Dal Pozzo	143	1999

#### Fielding Pct.

Senior	Griffin Joiner	1.000	2015
	Beth Fogle	1.000	2002
Junior	Michelle Bucci	1.000	1999
	Jennifer Howland	1.000	2001
Soph.	Meagan Aull	1.000	2009
Fresh.	Jenny Schaper	.993	2016

### PITCHING

#### ERA (min. 10 appearances)

Senior	Kelsey Nunley	1.27	2016
Junior	Meagan Prince	1.85	2016
Soph.	Kelsey Nunley	1.88	2014
Fresh.	Lauren Cumbess	1.99	2011

#### Win-loss pct. (min. 10 appearances)

Senior	Lauren Cumbess	.909 (10-1)	2014
Junior	Meagan Prince	.778 (21-6)	2016
Soph.	Kelsey Nunley	.731 (30-11)	2014
Fresh.	Ellen Weaver	.857 (6-1)	2011

#### Wins

Senior	Kelsey Nunley	21	2016
Junior	Meagan Prince	21	2016
Soph.	Kelsey Nunley	30	2014

Fresh.	Kelsey Nunley	27	2013
--------	---------------	----	------

#### Appearances

Senior	Keary Camunas	41	2000
Junior	Keary Camunas	43	1999
Soph.	Kelsey Nunley	45	2014
Fresh.	Samantha Allen	49	2005

#### Games Started

Senior	Keary Camunas	36	2000
Junior	Keary Camunas	34	1999
Soph.	Kelsey Nunley	36	2014
Fresh.	Amy Kendall	32	2003

#### Complete Games

Senior	Keary Camunas	28	2000
Junior	Keary Camunas	26	1999
Soph.	Keary Camunas	33	1998
Fresh.	Amy Kendall	29	2003

#### Shutouts

Senior	Keary Camunas	9	2000
Junior	Chanda Bell	7	2011
Soph.	Kelsey Nunley	7	2014
Fresh.	Chanda Bell	3	2009
	Lauren Cumbess	3	2011
	Kelsey Nunley	3	2013


#### Strikeouts

Senior	Kelsey Nunley	203	2016
Junior	Chanda Bell	205	2011
Soph.	Chanda Bell	288	2010
Fresh.	Chanda Bell	216	2009

#### Opponent Batting Avg. (min. 200 AB)

Senior	Kelsey Nunley	.178	2016
Junior	Chanda Bell	.175	2011
Soph.	Lauren Cumbess	.193	2012
Fresh.	Lauren Cumbess	.201	2011

(2020 not included, COVID-19)



Leslie Kwiatkowski

## LETTERWINNERS

**A**

Becky Abner	2003
<b>Renee Abernathy</b>	<b>2019-Pres.</b>
Jessica Adkins	2009-10
Amanda Allen	2012
Samantha Allen	2005-07
Macy Allen	2009-12
Amy Anderson	1998
Elie Anderson	2004
Haley Andrus	2015-16
Lyndsey Angus	2000-03
Meagan Aull	2008-11

**B**

Grace Baalman	2018-2021
<b>Jaci Babbs</b>	<b>2019-Pres.</b>
Chanda Bell	2009-12
Becky Bishop	2007
Brynlee Bigelow	2017
<b>Emmy Blane</b>	<b>2020-Pres.</b>
<b>Jenna Blanton</b>	<b>2021-Pres.</b>
Colleen Boddy	1999-2000
<b>Emma Boitnott</b>	<b>2020-Pres.</b>
Brook Bowman	2002-04
Maclai Branson	2019
Lindsay Brogdon	2006-08
Megan Brooks	2002-04
Amanda Brown	2002
Michelle Bucci	1997-2000

**C**

Keary Camunas	1997-2000
Katie Campbell	2004-07
Ginny Carroll	2011-14
Brittany Cervantes	2009-12
Abbey Cheek	2016-19
Kristen Cochran	2005
<b>Erin Coffel</b>	<b>2021-Pres.</b>
Megan Cooper	2002-06
Kennedy Cowden	2019
Lauren Cumbess	2011-14
Aimee Currier	2009

**D**

Angie Dal Pozzo	1999-2002
Jamie Dardis	2000-02
Gabi Deters	2020
Samantha DeMartine	2008-11
Sandi Dengler	1999-2002
Kara Dill	2010-13
Ashley Dimkich	2005-08

**E**

<b>Taylor Ebbs</b>	<b>2021-Pres.</b>
Alli Eckman	2005-07
Andrea Eilertson	1999-2002
Jackie Elston	1998
<b>Ella Emmert</b>	<b>2021-Pres.</b>

**F**

Elizabeth Fadde	2006-07
Ashley Fertic	2004-07
Gina Florence	2004-07
Beth Fogle	1999-2002
Bethany Foster	1999
Sarah Frazer	2011-14
Rachel Friberg	2001-04
<b>Victoria Fragoso</b>	<b>2021-Pres.</b>

**G**

Emily Gaines	2011-14
Tekeya Garr-Carter	2019-2020

<b>Sloan Gayan</b>	<b>2020-Pres.</b>
Whitney Glass	1999
Megan Glenn	2003-06
Crystal Grace	1997-98
Lindsay Griggs	2012
Ashleigh Gustafson	2009-12

**H**

<b>Izzy Harrison</b>	<b>2021-Pres.</b>
<b>Meeko Harrison</b>	<b>2021-Pres.</b>
Jacki Haynes	1997-98
Katie Henderson	2013
Kelsee Henson	2016-19
Brooklin Hinz	2015-18
Lorie Horner	1997-98
Lindsay Houser	1997-98
Kara Howard	2012-15
Jennifer Howland	1999-2002
Hannah Huffman	2016-18
Autumn Humes	2018-2021

**J**

Amber Janneck	2004-05
Allie Jest	2009
<b>Lauren Johnson</b>	<b>2018-Pres.</b>
Kalia Johnson	2017-2018
Molly Johnson	2007-10
Griffin Joiner	2012-15
Emily Jolly	2011-14
Megan Jolly	2007-08
Nikki Jones	2000-03

**K**

Madison Kearschner	2016-2017
Amy Kendall	2003-06
Callie Kovacs	2004-05
<b>Kayla Kowalik</b>	<b>2019-Pres.</b>
Tiffany Kruse	1998-2001
Leslie Kwiatkowski	1998-2001

**L**

<b>Alexia Lacatena</b>	<b>2021-Pres.</b>
Aubrey Lamar	2011-12
Melissa Leto	1997-98
Cassie Lindmark	2020-2021
Ingrid Lochelt	2003
Liz Love	1999
Monique Lovell	2001

**M**

Emily Marks	2004-05
Morgan Marr	2000-02
Shanna Martini	1999
Stephanie Martino	2014-16
Alex Martens	2017-2020
Brooke Marnitz	2004-07
Amber Matousek	2007-10
Morgan McCallum	2017
Katie McCarty	2006-09
Lori Melchi	2003-06
Rachael Metzger	2015-18
Audrey Meyer	2007-08
Megan Miller	2006
<b>Hallie Mitchell</b>	<b>2021-Pres.</b>
Kierston Moore	2017
Susan Moore	1997-98
Destinee Mordecai	2007-10

**N**

Jessica Nance	2002-05
<b>Vanessa Nesby</b>	<b>2021-Pres.</b>
Amber Nix	2005

Kelsey Nunley	2013-16
---------------	---------

**O**

Alice O'Brien	2010-13
Kristen O'Haver	2009

**P**

Mallory Peyton	2018-2021
Lydia Pierce	2006
Meagan Prince	2014-17
Tracie Potts	1999-2000
Gretchen Prugh	2004

**R**

Sarah Rainwater	2016-19
Briona Rance	2019
Ali Ray	2006
Breanne Ray	2014-17
Katie Reed	2016-19
Erin Rethlake	2015-18
Jessica Rice	2007
Darlington Richardson	2013-15
Rachel Riley	2009-12
Jessica Rose	2010
Annie Rowlands	2008-11
Ashley Ruiz	2017-18

**S**

Nikki Sagermann	2013-16
Sylver Samuel	2013-16
Jenny Schaper	2016-19
<b>Stephaine Schoonover</b>	<b>2021-Pres.</b>
Meghan Schorman	2019-2021
Jenny Sibert	2004-07
Erika Silence	2009-12
Ansley Smith	2013-16
Krystal Smith	2011-14
Natalie Smith	2007-10
<b>Rylea Smith</b>	<b>2020-Pres.</b>
Shannon Smith	2014-17
Sarah Snider	1997-2000
<b>Tatum Spangler</b>	<b>2019-Pres.</b>
Larissa Spellman	2017-2020
Maisie Steed	2013-16
<b>Miranda Stoddard</b>	<b>2020-Pres.</b>
Christian Stokes	2013-16
<b>Kennedy Sullivan</b>	<b>2021-Pres.</b>
Joy Sutton	2001

**T**

Stephanie Thompson	1998
<b>Erica Thulen</b>	<b>2021-Pres.</b>
<b>Margaret Tobias</b>	<b>2021-Pres.</b>
Bethany Todd	2018
Jessica Trueblood	2006

**V**

Bailey Vick	2017-2020
Marie Vida	2001

**W**

Kristi Warneke	2005
Ellen Weaver	2011-13
Bethany Wiegand	1999
Crystalie Wolfe	2003-04

**Y**

Megan Yocke	2008-11
Jennifer Young	2007-10

## ALL-TIME JERSEY NUMBERS

#00	<b>Hallie Mitchell</b> ..... 2021-Pres. Tekiya Garr-Carter ..... 2019-2020 Natalie Smith ..... 2007-10 Jacqueline Haynes ..... 1997-98
-----	---

#1	<b>Miranda Stoddard</b> ..... 2020-Pres. Sarah Rainwater ..... 2016-19 Rachel Riley ..... 2011-12 Amber Matousek ..... 2007-10 Megan Miller ..... 2006 Megan Brooks ..... 2002-04 Marie Vida ..... 2001
----	---

#2	Bailey Vick ..... 2017-2020 Sylvester Samuel ..... 2013-16 Chanda Bell ..... 2009-12 Jenny Sibert ..... 2005-07
----	--

#3	<b>Taylor Ebbs</b> ..... 2021-Pres. Grace Baalman ..... 2018-2021 Shannon Smith ..... 2014-2017 Ginny Carroll ..... 2011-12 Aimee Currier ..... 2009 Jessica Rice ..... 2007 Jessica Trueblood ..... 2006 Brooke Marnitz ..... 2004-05 Andrea Eilertson ..... 1999-2002
----	---

#4	<b>Renee Abernathy</b> ..... 2019-Pres. Haley Andrus ..... 2015-16 Macy Allen ..... 2009-12 Audrey Meyer ..... 2007-08 Nikki Jones ..... 2000-03
----	--

#5	<b>Tatum Spangler</b> ..... 2019-Pres. Meagan Prince ..... 2014-2017 Lindsay Griggs ..... 2012 Gina Florence ..... 2004-07 Bobbi Darretta ..... 2003 Angie Dal Pozzo ..... 1999-2002 Stephanie Thompson ..... 1998 Michelle Brown ..... 1997
----	---

#6	<b>Victoria Fragoso</b> ..... 2021-Pres. Jenny Schaper ..... 2016-19 Katie McCarty ..... 2006-09 Amber Nix ..... 2005
----	--

#7	Autumn Humes ..... 2018-2021 Morgan McCallum ..... 2017 Maisie Steed ..... 2013-16 Kristen O'Haver ..... 2009 Alli Eckman ..... 2005-07 Elie Anderson ..... 2004 Brook Bowman ..... 2002-04 Tiffany Kruse ..... 1997-2001
----	--

#8	<b>Kennedy Sullivan</b> ..... 2021-Pres. Briona Rance ..... 2019 Erin Rethlake ..... 2015-2018 Katie Henderson ..... 2013 Ashleigh Gustafson ..... 2009-12 Samantha Allen ..... 2006-08 Amber Janneck ..... 2004-05 Michelle Hall ..... 2003 Meghan Cooper ..... 2002 Tracie Potts ..... 1999-2000 Monique Lovell ..... 2001 Leslie Kwiatkowski ..... 1998 Suzanne Kopulos ..... 1997
----	---

#9	<b>Lauren Johnson</b> ..... 2018-Pres. Breanne Ray ..... 2014-2017 Alice O'Brien ..... 2010-13 Savannah Mitcham ..... 2004 Jamie Dardis ..... 2000-02 Liz Love ..... 1999 Kolleen Fitzgerald ..... 1997
----	---

#10	<b>Jenna Blanton</b> ..... 2021-Pres. Olivia Ward ..... 2019 Christian Stokes ..... 2013-16 Meagan Aull ..... 2008-2011 Ashley Fertic ..... 2004-07
-----	---

Leslie Floyd ..... 2002 Sarah Snider ..... 1997-2000
---

#11	<b>Vanessa Nesby</b> ..... 2021-Pres. Abbey Cheek ..... 2016-19 Krystal Smith ..... 2011-14 Rachel Riley ..... 2009-10 Becky Bishop ..... 2007-08 Ali Ray ..... 2006 Callie Kovacs ..... 2004-05 Becky Abner ..... 2003 Jennifer Howland ..... 1999-2002 Andrea Goepfrich ..... 1997
-----	---

#12	<b>Margaret Tobias</b> ..... 2021-Pres. Megan Yocke ..... 2008-2011 Lydia Pierce ..... 2006 Rachel Friberg ..... 2001-04 Sandi Dengler ..... 1999-2000 Amy Anderson ..... 1998 Brooke Tilley ..... 1997
-----	---

#13	Mallory Peyton ..... 2018-2021 Griffin Joiner ..... 2012-15 Destinee Mordecai ..... 2007-10 Susan Moore ..... 1997-98
-----	--

#14	<b>Jaci Babbs</b> ..... 2019-Pres. Brittany Cervantes ..... 2009-12 Emily Marks ..... 2004-05 Lyndsey Angus ..... 2000-03 Susan Messmer ..... 1999 Crystal Grace ..... 1997-98
-----	---

#15	Kara Dill ..... 2010-13 Brooke Marnitz ..... 2006-07 Jessica Nance ..... 2002-05 Joy Sutton ..... 2001 Bethany Foster ..... 1999 Lindsay Houser ..... 1997-98
-----	--

#16	Aubrey Lamar ..... 2011-12 Elizabeth Fadde ..... 2006-07
-----	---

#17	<b>Sloan Gayan</b> ..... 2020-Pres. Bethany Todd ..... 2018 Annie Rowlands ..... 2008-2011 Kristen Cochran ..... 2005
-----	--

#18	Amanda Allen ..... 2012 Molly Johnson ..... 2007-10 Gretchen Prugh ..... 2004 Kathleen Biondi ..... 2003 Julie Castelli ..... 2002 Leslie Kwiatkowski ..... 1998-2001 Melissa Leto ..... 1997-98
-----	--

#19	<b>Rylea Smith</b> ..... 2020-Pres. Kelsey Henson ..... 2016-19 Lauren Cumbess ..... 2011-14 Allie Jest ..... 2009 Meghan Cooper ..... 2003-06 Morgan Marr ..... 2000-02 Bethany Wiegand ..... 1999 Courtney Woodrow ..... 1997
-----	--

#20	<b>Erica Thulen</b> ..... 2021-Pres. Maclai Branson ..... 2019.
-----	--

#21	<b>Erin Coffel</b> ..... 2021-Pres. Hannah Huffman ..... 2016-2018 Emily Jolly ..... 2011-14 Jessica Adkins ..... 2009-10 Megan Jolly ..... 2007-08 Megan Glenn ..... 2003-06 Sandi Dengler ..... 2001-02 Michelle Buccì ..... 1997-2000
-----	---

#22	Kierston Moore ..... 2017 Samantha DeMartine ..... 2008-2011 Katie Campbell ..... 2004-07 Ingrid Lochelt ..... 2003
-----	--

Whitney Glass ..... 1999
--------------------------

#23	<b>Stephanie Schoonover</b> ..... 2021-Pres. Katie Reed ..... 2016-19 Jessica Rose ..... 2010 Jenny Sibert ..... 2004 Amanda Brown ..... 2002 Shanna Martini ..... 1999 Meredith Sales ..... 1997
-----	---

#24	<b>Emma Boitnott</b> ..... 2020-Pres. Kennedy Cowden ..... 2019 Madison Kearschner ..... 2016-2017 Kara Howard ..... 2012-15
-----	---

#25	<b>Emmy Blane</b> ..... 2020-Pres. Brooklin Hinz ..... 2015-18 Erika Silence ..... 2009-12 Samantha Allen ..... 2005
-----	---

#26	Meghan Schorman ..... 2019-2021 Stephanie Martino ..... 2014-16 Ellen Weaver ..... 2011-13 Ashley Dimkich ..... 2005-08
-----	--

#27	Emily Gaines ..... 2011-14
-----	----------------------------

#28	Ashley Ruiz ..... 2017-2018 Jennifer Young ..... 2007-10 Lori Melchi ..... 2003-06 Beth Fogle ..... 1999-2002 Jackie Elston ..... 1998
-----	--

#29	Amy Kendall ..... 2003-06 Keary Camunas ..... 1997-2000
-----	--

#30	Larissa Spellman ..... 2017-2020 Ginny Carroll ..... 2013-14
-----	---

#32	Lindsay Brogdon ..... 2006-08 Kristi Warneke ..... 2005
-----	--

#33	Alex Martens ..... 2017-2020 Kelsey Nunley ..... 2013-16 Crystalie Wolfe ..... 2003-04 Colleen Boddy ..... 1999-2000 Lori Horner ..... 1997-98
-----	--

#34	Cassie Lindmark ..... 2020-2021
-----	---------------------------------

#35	<b>Alexia Lacatena</b> ..... 2021-Pres.
-----	---

#42	<b>Izzy Harrison</b> ..... 2021-Pres. Brynlee Bigelow ..... 2017 Ansley Smith ..... 2013-16
-----	---

#43	Darrington Richardson ..... 2013-15
-----	-------------------------------------

#44	Gabi Deters ..... 2020 Rachael Metzger ..... 2015-2018 Sarah Frazer ..... 2011-14
-----	---

#64	<b>Ella Emmert</b> ..... 2021-Pres.
-----	-------------------------------------

#77	<b>Meeko Harrison</b> ..... 2021-Pres. Nikki Sagermann ..... 2013-16
-----	---

#88	Kaila Johnson ..... 2017-2018
-----	-------------------------------

#99	<b>Kayla Kowalik</b> ..... 2019-Pres
-----	--------------------------------------



# #00 Hallie Mitchell



Forsyth, Ill. / Moroa-Forsythe HS




Freshman / Sustainable Agriculture & Community



C



Bats: L / Throws: R



**2022:**

- \* Got her first-career start in UK's 3-1 win against Liberty as the catcher for Alexia Lacatena
- \* Has hits against UC Santa Barbara and LIU this season
- \* Started behind the plate in UK's midweek against Ohio State

Category	Season High (Last)	Career High (Last)
At-Bats	3 vs. LIU (2/25/22)	3 vs. LIU (2/25/22)
Runs	2 vs. LIU (2/25/22)	2 vs. LIU (2/25/22)
Hits	1, twice, last vs. LIU (2/25/22)	1, twice, last vs. LIU (2/25/22)
RBI	1 vs. Jacksonville (2/23/22)	1 vs. Jacksonville (2/23/22)
Walks	-	-
Stolen Bases	-	-
Hitting Streak (current)	1 (1)	1 game (Current)

## CAREER STATS

Year	AVG	GP	GS	AB	R	H	2B	3B	HR	RBI	TB	SLG%	BB	HBP	SO	GDP	OB%	SF	SH	SB	ATT	PO	A	E	FLD%
2022	.333	19	4	6	10	2	0	0	0	1	2	.333	0	0	2	0	.286	1	0	1	2	14	3	0	1.000
<b>TOTAL</b>	<b>.333</b>	<b>19</b>	<b>4</b>	<b>6</b>	<b>10</b>	<b>2</b>	<b>0</b>	<b>0</b>	<b>0</b>	<b>1</b>	<b>2</b>	<b>.333</b>	<b>0</b>	<b>0</b>	<b>2</b>	<b>0</b>	<b>.286</b>	<b>1</b>	<b>0</b>	<b>1</b>	<b>2</b>	<b>14</b>	<b>3</b>	<b>0</b>	<b>1.000</b>



# #1 Miranda Stoddard



Anaheim, Calif./Orange Lutheran HS




Junior / History



UTL



Bats: R / Throws: R



**2022:**

- \* Eight multi-RBI games this season at the plate
- \* Complete-game pitching performance and grand slam in win over #19 Michigan, 9-2
- \* Won the season opener in the circle against Wisconsin with a complete game (2R, 5H, 0BB, 5K)
- \* Two-run HR at Arizona in the bottom of the third inning to give UK a 3-2 lead in a game UK won 7-6
- \* Five-RBI game vs. Valpo, a new career-high
- \* Grand slam vs. Miami (OH)

Category	Season High (Last)	Career High (Last)
At-Bats	5, last vs. Ole Miss (4/10/22)	4, eight times, last vs. Ole Miss (4/10/22)
Runs	2, three times, last at EKU (4/20/22)	2, seven times, last at EKU (4/20/22)
Hits	2, six times, last at EKU (4/20/22)	3 vs. Campbell (2/20/21)
RBI	5 vs. Valpo (3/11/22)	5 vs. Valpo (3/11/22)
Walks	1, seven times, last vs. Ole Miss (4/10/22)	2, four times, last vs. Auburn (4/17/21)
Stolen Bases	1, twice, last vs. Kent State (3/5/22)	1, twice, last vs. Kent State (3/5/22)
Hitting Streak (current)	4 (1)	6 (2021)

## CAREER STATS

Year	ERA	W	L	App	GS	CG	SHO	CBO	SV	IP	H	R	ER	BB	SO	2B	3B	HR	BF	B/Avg	WP	HBP	BK	SFA	SHA
2020	4.20	2	0	7	2	1	0	0	1	16.2	18	11	10	3	11	3	0	6	72	.261	1	0	0	0	0
2021	3.17	4	0	19	3	0	0	1	2	53.0	70	30	24	9	23	9	0	5	236	.318	3	1	0	1	5
2022	3.52	5	4	18	12	4	1	0	1	61.2	70	33	31	9	30	13	0	8	266	.283	2	6	0	3	1
<b>TOTAL</b>	<b>3.46</b>	<b>11</b>	<b>4</b>	<b>44</b>	<b>17</b>	<b>5</b>	<b>1</b>	<b>1</b>	<b>4</b>	<b>131.1</b>	<b>158</b>	<b>74</b>	<b>65</b>	<b>21</b>	<b>64</b>	<b>25</b>	<b>0</b>	<b>19</b>	<b>574</b>	<b>.295</b>	<b>6</b>	<b>7</b>	<b>0</b>	<b>4</b>	<b>6</b>
Year	AVG	GP	GS	AB	R	H	2B	3B	HR	RBI	TB	SLG%	BB	HBP	SO	GDP	OB%	SF	SH	SB	ATT	PO	A	E	FLD%
2020	.333	18	7	21	7	7	2	0	1	8	12	.571	5	2	4	0	.483	1	0	0	0	13	14	4	.871
2021	.207	57	55	135	25	28	4	0	8	26	56	.415	21	2	28	1	.321	1	5	2	2	48	103	10	.938
2022	.267	39	38	90	21	24	6	0	8	28	54	.600	7	1	25	0	.323	1	5	2	3	29	65	9	.913
<b>TOTAL</b>	<b>.240</b>	<b>114</b>	<b>100</b>	<b>246</b>	<b>53</b>	<b>59</b>	<b>12</b>	<b>0</b>	<b>17</b>	<b>62</b>	<b>122</b>	<b>.496</b>	<b>33</b>	<b>5</b>	<b>57</b>	<b>1</b>	<b>.338</b>	<b>3</b>	<b>10</b>	<b>4</b>	<b>5</b>	<b>90</b>	<b>182</b>	<b>23</b>	<b>.922</b>



# #3 Taylor Ebbs



Keizer, Oregon / McNary HS




Freshman / Kinesiology



1B



Bats: L / Throws: R



**2022:**

- \* 2021 Oregon Gatorade Player of the Year in high school
- \* Has hits in seven of the last 11 games with three of those being HR's
- \* Two-run go-ahead double in UK's 7-6 win at #11 Arizona on Feb. 19
- \* Seven multi-RBI games this season
- \* First-career three-hit game on April 20 at ECU in a 10-7 win, in which she was a triple shy of the cycle
- \* Six multi-hit games, including three of the last seven games
- \* HR vs. Kent State on home-opening weekend
- \* HR's in back-to-back games of the Hillenbrand Invitational and FAU Strikeout Cancer Classic against UC Santa Barbara and Jacksonville

Category	Season High (Last)	Career High (Last)
At-Bats	4, seven times, last at ECU (4/20/22)	4, seven times, last at ECU (4/20/22)
Runs	2, three times, last at ECU (4/20/22)	2, three times, last at ECU (4/20/22)
Hits	3 at ECU (4/20/22)	3 at ECU (4/20/22)
RBI	3 at ECU (4/20/22)	3 at ECU (4/20/22)
Walks	2, twice, last vs. Michigan (3/4/22)	2, twice, last vs. Michigan (3/4/22)
Stolen Bases	-	-
Hitting Streak (current)	6 games (1)	6 games (2022)

## CAREER STATS

Year	AVG	GP	GS	AB	R	H	2B	3B	HR	RBI	TB	SLG%	BB	HBP	SO	GDP	OB%	SF	SH	SB	ATT	PO	A	E	FLD%
2022	.320	40	38	97	16	31	9	1	6	22	60	.619	11	0	12	0	.389	0	2	0	0	202	6	8	.963
<b>TOTAL</b>	<b>.320</b>	<b>40</b>	<b>38</b>	<b>97</b>	<b>16</b>	<b>31</b>	<b>9</b>	<b>1</b>	<b>6</b>	<b>22</b>	<b>60</b>	<b>.619</b>	<b>11</b>	<b>0</b>	<b>12</b>	<b>0</b>	<b>.389</b>	<b>0</b>	<b>2</b>	<b>0</b>	<b>0</b>	<b>202</b>	<b>6</b>	<b>8</b>	<b>.963</b>



# #4 Renee Abernathy



Springfield, Illinois / Sacred Heart Griffin HS



Senior / Health Human Science (Physician Asst.)



OF



Bats: L / Throws: L



- 2021 NFCA Third Team All-Region (OF)  
 - SEC Player of the Week (March 29)

**2022:**

- \* Inside-the-park HR on March 11 vs. Buffalo in the Bluegrass Classic, the first inside-the-park HR at Kentucky since 2014
- \* Homered off of Jordy Bahl in UK's game vs. Oklahoma. Just the third HR this year given up by Bahl.
- \* Hit a HR in four-straight games (Oklahoma, Auburn 3x)
- \* Two walk-off HR's against Auburn (Games 1 and 3)
- \* Hit .857 in the Bluegrass Classic (6-7, 6H, 2 HR, 8 RBI, 2 BB)
- \* Three different RBI hits vs. Ohio on March 10 for a new career-high five RBI game
- \* UK's leading hitter in the 2021 NCAA Regional, with a .500 average 7 hits, 3 doubles, a HR, 3 RBI and a walk
- \* 9 multi-hit games

Category	Season High (Last)	Career High (Last)
At-Bats	5 at LSU (4/2/22)	5 at LSU (4/2/22)
Runs	3 vs. Valpo (3/11/22)	3, twice, last vs. Valpo (3/11/22)
Hits	3 vs. Ohio (3/10/22)	3, eight times, last vs. Ohio (3/10/22)
RBI	5 vs. Ohio (3/10/22)	5 vs. Ohio (3/10/22)
Walks	2, twice, last vs. Ole Miss (4/10/22)	2, five times, last vs. Ole Miss (4/10/22)
Stolen Bases	1, three times, last vs. Buffalo (3/11/22)	1, nine times, last vs. Buffalo (3/11/22)
Hitting Streak (current)	10 (0)	10 games (Current)

## CAREER STATS

Year	AVG	GP	GS	AB	R	H	2B	3B	HR	RBI	TB	SLG%	BB	HBP	SO	GDP	OB%	SF	SH	SB	ATT	PO	A	E	FLD%
2019	.000	12	2	6	1	0	0	0	0	0	0	.000	2	0	4	0	.250	0	0	0	0	0	0	0	.000
2020	.235	22	6	34	7	8	2	0	1	9	13	.382	6	1	6	0	.366	0	0	0	5	0	1	1	.833
2021	.357	59	58	171	33	61	9	2	13	48	113	.661	15	10	23	0	.428	5	2	6	8	59	1	1	.984
2022	.311	41	38	106	29	33	5	1	10	35	70	.660	14	3	26	0	.403	1	4	3	4	43	3	3	.939
<b>TOTAL</b>	<b>.322</b>	<b>134</b>	<b>104</b>	<b>317</b>	<b>70</b>	<b>102</b>	<b>16</b>	<b>3</b>	<b>24</b>	<b>92</b>	<b>196</b>	<b>.618</b>	<b>37</b>	<b>14</b>	<b>59</b>	<b>0</b>	<b>.409</b>	<b>6</b>	<b>6</b>	<b>9</b>	<b>12</b>	<b>107</b>	<b>4</b>	<b>5</b>	<b>.957</b>





# #5 Tatum Spangler



Henderson, Nevada / Coronado HS



Senior / Animal Sciences (Veterinary)



INF/OF/P



Bats: L / Throws: L



- Nevada Preps Softball Player of the Year in 2018
- Nevada Preps Pitcher of the Year for the Sunrise Region in 2018 and 2017
- Helped Coronado High School to a Southeast Division championship in her freshman season and a third-place finish in the State Championships her junior year.
- First Team All-State the last 3 years and second team her freshman year

**2022:**

- \* Broke her left (pitching hand) thumb in practice leading into Week 2; Returned to the circle on March 25 vs. Auburn
- \* Won all 3 games at LSU with 9.0 innings, only allowing one run
- \* Struck out a career-high 7 batters on Friday night in a 5-3 win over #20 LSU at Tiger Park
- \* Has already topped her previous career-high win totals from 2019 and 2021

Category	Season High (Last)	Career High (Last)
At-Bats	4, twice, last at ECU (4/20/22)	5 vs. Georgia (4/11/21)
Runs	2 vs. UC Santa Barbara (2/18/22)	3, three times, last vs. ECU (4/14/21)
Hits	2, twice, last at Arkansas (4/17/22)	3, four times, last vs. ECU (4/14/21)
RBI	2 vs. UC Santa Barbara (2/18/22)	3 vs. ECU (4/14/21)
Walks	-	2 vs. Northwestern (5/22/21)
Stolen Bases	1, three times, last vs. Ohio (3/10/22)	1, seven times, last vs. Ohio (3/10/22)
Hitting Streak (current)	3 (3)	11 games (2021)
Innings	5.1 at LSU (4/1/22)	6.0 vs. Stetson (2/27/21)
Strikeouts	7 at LSU (4/1/22)	7, twice, last at LSU (4/1/22)
Wins	5	5 (2022)

## CAREER STATS

Year	AVG	GP	GS	AB	R	H	2B	3B	HR	RBI	TB	SLG%	BB	HBP	SO	GDP	OB%	SF	SH	SB	ATT	PO	A	E	FLD%
2019	.188	41	9	16	8	3	1	0	0	3	4	.250	1	0	4	0	.222	1	1	0	0	17	3	3	.870
2020	.286	21	19	49	13	14	5	0	1	4	22	.449	4	1	8	1	.352	0	1	1	1	7	5	0	1.000
2021	.351	58	53	151	37	53	12	2	2	23	75	.497	7	0	24	0	.366	6	7	3	5	87	10	7	.933
2022	.222	33	16	54	10	12	2	0	0	9	14	.259	0	1	8	0	.236	0	1	3	3	16	5	1	.955
<b>TOTAL</b>	<b>.304</b>	<b>153</b>	<b>97</b>	<b>270</b>	<b>68</b>	<b>82</b>	<b>20</b>	<b>2</b>	<b>3</b>	<b>39</b>	<b>115</b>	<b>.426</b>	<b>12</b>	<b>2</b>	<b>44</b>	<b>1</b>	<b>.330</b>	<b>7</b>	<b>10</b>	<b>7</b>	<b>9</b>	<b>127</b>	<b>23</b>	<b>11</b>	<b>.932</b>
Year	ERA	W	L	App	GS	CG	SHO	CBO	SV	IP	H	R	ER	BB	SO	2B	3B	HR	BF	B/Avg	WP	HBP	BK	SFA	SHA
2019	3.73	4	1	10	4	2	1	1	0	20.2	20	11	11	12	17	4	1	0	99	.238	4	3	0	0	0
2020	4.94	0	1	7	3	0	0	1	0	11.1	10	10	8	7	12	1	0	2	55	.227	2	2	0	1	1
2021	2.44	4	3	9	6	1	0	1	0	28.2	22	13	10	10	25	4	0	1	127	.200	2	5	0	1	1
2022	0.68	6	0	11	0	0	0	0	0	31.0	21	5	3	11	31	10	0	1	123	.188	0	0	0	0	0
<b>TOTAL</b>	<b>2.44</b>	<b>14</b>	<b>5</b>	<b>37</b>	<b>13</b>	<b>3</b>	<b>1</b>	<b>3</b>	<b>0</b>	<b>91.2</b>	<b>73</b>	<b>39</b>	<b>32</b>	<b>40</b>	<b>85</b>	<b>19</b>	<b>1</b>	<b>4</b>	<b>404</b>	<b>.209</b>	<b>8</b>	<b>10</b>	<b>0</b>	<b>2</b>	<b>2</b>



# #6 Victoria Fragoso



La Mirada, California / Orange Lutheran HS




Sophomore / Marketing & Management



INF



Bats: R/ Throws: R



2022:

\* Hit her first-career home run against UC Santa Barbara on Feb. 18 at the Hillenbrand Invitational

Category	Season High (Last)	Career High (Last)
At-Bats	3 vs. UC Santa Barbara (2/18/22)	3 vs. UC Santa Barbara (2/28/22)
Runs	2 vs. UC Santa Barbara (2/18/22)	2 vs. UC Santa Barbara (2/18/22)
Hits	2 vs. UC Santa Barbara (2/18/22)	2 vs. UC Santa Barbara (2/18/22)
RBI	4 vs. UC Santa Barbara (2/18/22)	4 vs. UC Santa Barbara (2/18/22)
Walks	-	-
Stolen Bases	-	-
Hitting Streak (current)	2 games (0)	3 games (2021)

## CAREER STATS

Year	AVG	GP	GS	AB	R	H	2B	3B	HR	RBI	TB	SLG%	BB	HBP	SO	GDP	OB%	SF	SH	SB	ATT	PO	A	E	FLD%
2021	.429	10	0	7	0	3	0	0	0	1	3	.429	0	1	2	0	.500	0	0	0	0	2	3	1	.833
2022	.231	14	1	13	2	3	0	0	1	4	6	.462	0	0	3	0	.231	0	1	0	0	2	0	0	1.000
<b>TOTAL</b>	<b>.300</b>	<b>24</b>	<b>1</b>	<b>20</b>	<b>2</b>	<b>6</b>	<b>0</b>	<b>0</b>	<b>1</b>	<b>5</b>	<b>9</b>	<b>.450</b>	<b>0</b>	<b>1</b>	<b>5</b>	<b>0</b>	<b>.333</b>	<b>0</b>	<b>1</b>	<b>0</b>	<b>0</b>	<b>4</b>	<b>3</b>	<b>1</b>	<b>.875</b>



# #8 Kennedy Sullivan



Georgetown, Ky. / Western Kentucky University



Senior / Liberal Studies



OF/P



Bats: R / Throws: R



- CUSA All-Tournament Team (2021)

**2022:**

- \* Transferred in from Western Kentucky University, where she beat UK in a 2-1 9-inning game in 2021 as the pitcher
- \* Will be UK's DP in most games this season, but can also play RF.
- \* Was the WP with 3.2 IP against #11 Arizona to pick up the win, and also went 2-for-3 at the plate in the game with a HR and two RBI
- \* Two-run HR vs. Michigan in UK's 9-2 win over the Wolverines

Category	Season High (Last)	Career High (Last)
At-Bats	4, four times, last vs. Alabama (3/20/22)	4, four times, last vs. Alabama (3/20/22)
Runs	2, twice, last vs. Michigan (3/4/22)	2, twice, last vs. Michigan (3/4/22)
Hits	2, three times, last at Alabama (3/20/22)	2, three times, last at Alabama (3/20/22)
RBI	3, twice, last vs. Drake (3/4/22)	3, twice, last vs. Drake (3/4/22)
Walks	1, four times, last vs. FAU (2/24/22)	1, four times, last vs. FAU (2/24/22)
Stolen Bases	-	-
Hitting Streak (current)	7 (0)	7 games (2022)
Innings	5.0 vs. Miami (3/16/22)	5.0 vs. Miami (3/16/22)
Strikeouts	5 vs. Michigan (3/3/22)	5 vs. Michigan (3/3/22)
Wins	2	2 (2022)

## CAREER STATS

Year	AVG	GP	GS	AB	R	H	2B	3B	HR	RBI	TB	SLG%	BB	HBP	SO	GDP	OB%	SF	SH	SB	ATT	PO	A	E	FLD%
2022	.290	34	22	62	11	18	5	0	4	17	35	.565	5	0	15	0	.338	1	1	0	0	2	2	0	1.000
<b>TOTAL</b>	<b>.290</b>	<b>34</b>	<b>22</b>	<b>62</b>	<b>11</b>	<b>18</b>	<b>5</b>	<b>0</b>	<b>4</b>	<b>17</b>	<b>35</b>	<b>.565</b>	<b>5</b>	<b>0</b>	<b>15</b>	<b>0</b>	<b>.338</b>	<b>1</b>	<b>1</b>	<b>0</b>	<b>0</b>	<b>2</b>	<b>2</b>	<b>0</b>	<b>1.000</b>
Year	ERA	W	L	App	GS	CG	SHO	CBO	SV	IP	H	R	ER	BB	SO	2B	3B	HR	BF	B/Avg	WP	HBP	BK	SFA	SHA
2022	4.15	2	1	13	2	0	0	0	0	27.0	26	22	16	8	18	4	0	8	117	.252	1	3	0	1	2
<b>TOTAL</b>	<b>4.15</b>	<b>2</b>	<b>1</b>	<b>13</b>	<b>2</b>	<b>0</b>	<b>0</b>	<b>0</b>	<b>0</b>	<b>27.0</b>	<b>26</b>	<b>22</b>	<b>16</b>	<b>8</b>	<b>18</b>	<b>4</b>	<b>0</b>	<b>8</b>	<b>117</b>	<b>.252</b>	<b>1</b>	<b>3</b>	<b>0</b>	<b>1</b>	<b>2</b>

# #9 Lauren Johnson



Owensboro, Kentucky / Daviess HS



5th Year / Integrated Strategic Communication



UTL



Bats: L / Throws: R



- 2015 Kentucky Region Three Player of the Year and Tournament MVP
- 2017 Kentucky All-State Academic

**2022:**

- \* The only senior to use her COVID year of eligibility to come back for a fifth year
- \* 12 multi-hit games, including five three-hit games
- \* Has scored 2+ runs in eight games this season
- \* Career-high five RBI against Iowa on Feb. 12

Category	Season High (Last)	Career High (Last)
At-Bats	5 at LSU (4/2/22)	5, four times, last at LSU (4/2/22)
Runs	3, twice, last vs. Jacksonville (2/24/22)	4 vs. NC Central (2/20/21)
Hits	3, five times, last at LSU (4/2/22)	3, 13 times, last at LSU (4/2/22)
RBI	5 vs. Iowa (2/12/22)	5 vs. Iowa (2/12/22)
Walks	2 vs. Alabama (3/20/22)	3, vs. Indiana (3/14/18)
Stolen Bases	2 vs. Alabama (3/20/22)	2, eight times, last vs. Alabama (3/20/22)
Hitting Streak (current)	6 games (2)	11 (2019)

## CAREER STATS

Year	AVG	GP	GS	AB	R	H	2B	3B	HR	RBI	TB	SLG%	BB	HBP	SO	GDP	OB%	SF	SH	SB	ATT	PO	A	E	FLD%
2018	.242	56	38	99	20	24	2	1	1	17	31	.313	22	4	23	0	.394	2	0	6	9	14	3	0	1.000
2019	.345	59	56	148	39	51	14	2	3	21	78	.527	21	1	22	0	.429	0	3	6	8	27	0	2	.931
2020	.323	24	22	65	16	21	3	1	3	18	35	.538	13	3	10	0	.451	1	1	3	5	29	37	7	.904
2021	.344	59	59	189	40	65	11	4	0	42	84	.444	20	2	22	0	.410	1	4	12	16	91	43	7	.950
2022	.366	41	41	131	39	48	6	4	4	29	74	.565	10	0	18	0	.406	2	4	7	7	74	1	2	.974
<b>TOTAL</b>	<b>.331</b>	<b>239</b>	<b>216</b>	<b>632</b>	<b>154</b>	<b>209</b>	<b>36</b>	<b>12</b>	<b>11</b>	<b>127</b>	<b>302</b>	<b>.478</b>	<b>86</b>	<b>10</b>	<b>95</b>	<b>0</b>	<b>.416</b>	<b>6</b>	<b>12</b>	<b>34</b>	<b>45</b>	<b>235</b>	<b>84</b>	<b>18</b>	<b>.947</b>





# #11 Vanessa Nesby



Corona, California / Santiago HS




Sophomore / Pre-Marketing & Pre-Management



OF



Bats: L / Throws: R



**2022:**

- \* One of UK's top pinch runners off the bench
- \* Speedy slapper
- \* One of the best outfielders on the team and will be used in specialty defensive situations

Category	Season High (Last)	Career High (Last)
At-Bats	3 vs. UC Santa Barbara (2/18/22)	3 vs. UC Santa Barbara (2/18/22)
Runs	2 vs. UC Santa Barbara (2/18/22)	2 vs. UC Santa Barbara (2/18/22)
Hits	2 vs. UC Santa Barbata (2/18/22)	2 vs. UC Santa Barbata (2/18/22)
RBI	-	1 vs. Morehead State (3/31/21)
Walks	-	-
Stolen Bases	-	1, twice, last vs. Alabama (3/28/21)
Hitting Streak (current)	1 game (0)	2 games (2021)

## CAREER STATS

Year	AVG	GP	GS	AB	R	H	2B	3B	HR	RBI	TB	SLG%	BB	HBP	SO	GDP	OB%	SF	SH	SB	ATT	PO	A	E	FLD%
2021	.286	35	0	7	14	2	1	1	0	1	5	.714	0	0	2	0	.286	0	0	2	2	4	0	2	.667
2022	.500	30	3	10	10	5	0	0	0	0	5	.500	3	0	2	0	.615	0	0	2	2	15	0	0	1.000
<b>TOTAL</b>	<b>.412</b>	<b>65</b>	<b>3</b>	<b>17</b>	<b>24</b>	<b>7</b>	<b>1</b>	<b>1</b>	<b>0</b>	<b>1</b>	<b>10</b>	<b>.588</b>	<b>3</b>	<b>0</b>	<b>4</b>	<b>0</b>	<b>.500</b>	<b>0</b>	<b>0</b>	<b>4</b>	<b>4</b>	<b>19</b>	<b>0</b>	<b>2</b>	<b>.905</b>



# #12 Margaret Tobias



Urbandale, Iowa / Dowling Catholic HS




Freshman / Accounting



INF



Bats: L / Throws: R



**2022:**

- \* Slapper
- \* Has 11 base hits this season, all singles
- \* Will be used off the bench as a pinch runner often
- \* Back-up SS to Erin Coffel when not playing 3B and also plays 2B
- \* Started at SS in the Bluegrass Classic

Category	Season High (Last)	Career High (Last)
At-Bats	3, three times, last vs. Ohio State (3/29/22)	3, three times, last vs. Ohio State (3/29/22)
Runs	1, 11 times, last at EKU (4/40/22)	1, 11 times, last at EKU (4/40/22)
Hits	2 vs. Buffalo (3/11/22)	2 vs. Buffalo (3/11/22)
RBI	1 vs. Ohio (3/10/22)	1 vs. Ohio (3/10/22)
Walks	-	-
Stolen Bases	1 vs. Kent St (3/5/22)	1 vs. Kent St (3/5/22)
Hitting Streak (current)	3 games (0)	3 games (2022)

## CAREER STATS

Year	AVG	GP	GS	AB	R	H	2B	3B	HR	RBI	TB	SLG%	BB	HBP	SO	GDP	OB%	SF	SH	SB	ATT	PO	A	E	FLD%
2022	.244	34	13	45	11	11	0	0	0	1	11	.244	0	0	7	0	.244	0	0	1	3	20	26	3	.939
<b>TOTAL</b>	<b>.244</b>	<b>34</b>	<b>13</b>	<b>45</b>	<b>11</b>	<b>11</b>	<b>0</b>	<b>0</b>	<b>0</b>	<b>1</b>	<b>11</b>	<b>.244</b>	<b>0</b>	<b>0</b>	<b>7</b>	<b>0</b>	<b>.244</b>	<b>0</b>	<b>0</b>	<b>1</b>	<b>3</b>	<b>20</b>	<b>26</b>	<b>3</b>	<b>.939</b>

# #14 Jaci Babbs



Sturgis, Kentucky / Union Co. HS



Senior / Mathematical Economics



OF



Bats: L / Throws: R



- First Team All-State (KY)
- Union Co. HS to four-straight District championships
- Four-time KY Golden Glove winner (HS)

**2022:**

- \* Slapper
- \* One of UK's best pinch runners, and also a terrific bunter
- \* Primarily will play the corner outfield positions when in the game on defense

Category	Season High (Last)	Career High (Last)
At-Bats	1, 20 times, last at Arkansas (4/17/22)	3, three, last vs. Louisville (4/21/21)
Runs	1, nine times, last vs. Auburn (3/25/22)	2, three times, last vs. Florida International (2/28/20)
Hits	1, eight times, last at LSU (4/3/22)	3 vs. Florida International (2/28/20)
RBI	-	2 vs. Detroit (2/16/20)
Walks	-	2 vs. New Mexico State (2/27/21)
Stolen Bases	-	1, nine times, last vs. Pitt (3/4/21)
Hitting Streak (current)	3 (0)	3 (2020 and 2022)

## CAREER STATS

Year	AVG	GP	GS	AB	R	H	2B	3B	HR	RBI	TB	SLG%	BB	HBP	SO	GDP	OB%	SF	SH	SB	ATT	PO	A	E	FLD%
2019	.000	53	0	1	28	0	0	0	0	0	0	.000	0	0	0	0	.000	0	0	4	8	0	0	0	.000
2020	.348	19	8	23	15	8	1	0	0	3	9	.391	3	0	6	0	.423	0	0	4	5	6	0	0	1.000
2021	.148	38	8	27	7	4	1	0	0	1	5	.185	6	1	6	0	.324	0	2	1	3	3	1	1	.800
2022	.400	29	0	20	9	8	0	0	0	0	8	.400	2	0	5	0	.455	0	0	0	0	5	0	0	1.000
<b>TOTAL</b>	<b>.282</b>	<b>139</b>	<b>16</b>	<b>71</b>	<b>59</b>	<b>20</b>	<b>2</b>	<b>0</b>	<b>0</b>	<b>4</b>	<b>22</b>	<b>.310</b>	<b>11</b>	<b>1</b>	<b>17</b>	<b>0</b>	<b>.386</b>	<b>0</b>	<b>2</b>	<b>9</b>	<b>16</b>	<b>14</b>	<b>1</b>	<b>1</b>	<b>.938</b>





# #17 Sloan Gayan



Ottawa, Illinois / Ottawa Township HS




Junior / Kinesiology



P



Throws: R



**2021:**

- \* Is 4-2 on the season in the circle with five starts
- \* Pitched 5.0 innings, allowing just one run against Alabama in a 9-4 win over the Tide in Tuscaloosa ... It was her first-career SEC win
- \* Pitched first-career complete game in UK's 10-2 win over Valpo
- \* Wins include Long Beach State, Jacksonville, Valpo and Alabama
- \* Her four wins in 2022 are already a new career high for wins in a season

Category	Season High (Last)	Career High (Last)
Innings	5.0, twice, last at Alabama (3/20/22)	5.0, twice, last at Alabama (3/20/22)
Strikeouts	2, twice, last at Arkansas (4/15/22)	4 vs. NC Central (2/21/20)
Appearances	13	10 (2022)
Wins	4	4 (2022)

## CAREER STATS

Year	ERA	W	L	APP	GS	CG	SHO	CBO	SV	IP	H	R	ER	BB	SO	2B	3B	HR	BF	B/AVG	WP	HBP	BK	SFA	SHA
2020	4.06	1	0	4	1	0	0	1	0	10.1	8	6	6	4	10	0	0	3	44	.205	2	1	0	0	0
2021	4.54	1	0	6	2	0	0	1	0	12.1	13	10	8	6	8	2	0	3	57	.260	2	1	0	0	0
2022	2.20	4	2	13	5	1	0	1	0	35.0	35	17	11	18	10	7	0	2	166	.252	7	5	0	0	4
<b>TOTAL</b>	<b>3.03</b>	<b>6</b>	<b>2</b>	<b>23</b>	<b>8</b>	<b>1</b>	<b>0</b>	<b>3</b>	<b>0</b>	<b>57.2</b>	<b>56</b>	<b>33</b>	<b>25</b>	<b>28</b>	<b>28</b>	<b>9</b>	<b>0</b>	<b>8</b>	<b>267</b>	<b>.246</b>	<b>11</b>	<b>7</b>	<b>0</b>	<b>0</b>	<b>4</b>



# #19 Rylea Smith



St. Louis, Missouri / Parkway North HS



Junior / Liberal Studies



OF



Bats: L / Throws: R



- SEC Newcomer of the Week (3/30/21)
- SEC All-Newcomer Team (2021)

**2022:**

- \* Career-high 4 hits vs. Auburn in 4-for-4 game on March 25
- \* Has a hit in eight of the last 12 SEC games and eight of the last 10 games overall
- \* Hit .455 (5-11) in the LSU series with two runs scored and two RBI
- \* SEC All-Newcomer Team (2021)
- \* SEC Newcomer of the Week (3/30/21)
- \* 2-hit day at Alabama, where she scored two runs in UK's 9-4 win over the Tide

Category	Season High (Last)	Career High (Last)
At-Bats	5, twice, last at LSU (4/2/22)	5, five times, last at LSU (4/2/22)
Runs	3 vs. Iowa (2/12/22)	4, twice, last vs. Marshall (3/11/20)
Hits	4 vs. Auburn (3/25/22)	4 vs. Auburn (3/25/22)
RBI	1, six times, last at LSU (4/3/22)	4 vs. Tennessee (4/3/21)
Walks	2 at ECU (4/20/22)	2, twice, last at ECU (4/20/22)
Stolen Bases	1, twice, last vs. Ohio St (3/29/22)	2 vs. Minnesota (2/9/20)
Hitting Streak (current)	4 (1)	12 games (2020)

## CAREER STATS

Year	AVG	GP	GS	AB	R	H	2B	3B	HR	RBI	TB	SLG%	BB	HBP	SO	GDP	OB%	SF	SH	SB	ATT	PO	A	E	FLD%
2020	.420	24	24	88	29	37	6	1	0	30	45	.511	2	0	12	1	.424	2	0	7	8	12	0	4	.750
2021	.308	52	45	133	35	41	5	0	3	17	55	.414	12	0	21	0	.366	0	0	1	2	29	1	1	.968
2022	.340	38	37	103	23	35	3	0	0	7	38	.369	7	0	9	0	.382	0	5	2	4	25	1	1	.963
<b>TOTAL</b>	<b>.349</b>	<b>114</b>	<b>106</b>	<b>324</b>	<b>87</b>	<b>113</b>	<b>14</b>	<b>1</b>	<b>3</b>	<b>54</b>	<b>138</b>	<b>.426</b>	<b>21</b>	<b>0</b>	<b>42</b>	<b>1</b>	<b>.386</b>	<b>2</b>	<b>5</b>	<b>10</b>	<b>14</b>	<b>66</b>	<b>2</b>	<b>6</b>	<b>.919</b>



# #20 Erica Thulen



Erie, Illinois / Erie-Prophetstown HS




Sophomore / Management & Marketing



INF



Bats: R / Throws: R



**2022:**

\* One of UK's top pinch runners

\* First-career hit was an extra-base hit on Feb. 24 vs. Jacksonville, on a double

Category	Season High (Last)	Career High (Last)
At-Bats	1, twice, last at Alabama (3/19/22)	1, four times, last at Alabama (3/19/22)
Runs	1, seven times, last at EKU (4/20/22)	1, 18 times, last at EKU (4/20/22)
Hits	1 vs. Jacksonville (2/24/22)	1 vs. Jacksonville (2/24/22)
RBI	-	-
Walks	-	2 vs. NC Central (2/20/21)
Stolen Bases	-	1, three times, last vs. Texas A&M (5/1/21)
Hitting Streak (current)	1 (0)	1 game (2022)

## CAREER STATS

Year	AVG	GP	GS	AB	R	H	2B	3B	HR	RBI	TB	SLG%	BB	HBP	SO	GDP	OB%	SF	SH	SB	ATT	PO	A	E	FLD%
2021	.000	24	0	2	11	0	0	0	0	1	0	.000	2	0	1	0	.500	0	0	3	3	0	0	0	.000
2022	.500	16	0	2	7	1	1	0	0	0	2	1.000	0	0	1	0	.500	0	0	0	0	0	0	0	.000
<b>TOTAL</b>	<b>.250</b>	<b>40</b>	<b>0</b>	<b>4</b>	<b>18</b>	<b>1</b>	<b>1</b>	<b>0</b>	<b>0</b>	<b>1</b>	<b>2</b>	<b>.500</b>	<b>2</b>	<b>0</b>	<b>2</b>	<b>0</b>	<b>.500</b>	<b>0</b>	<b>0</b>	<b>3</b>	<b>3</b>	<b>0</b>	<b>0</b>	<b>0</b>	<b>.000</b>

# #21 Erin Coffel



**Bremen, Indiana / Bremen HS**



**Sophomore / Kinesiology**



**SS**



**Bats: R / Throws: R**



- SEC Player of the Week (Week 2)
- SEC Player of the Week (Week 10)
- NFCA National Player of the Week (Week 10)
- USA Softball National Player of the Year finalist
- 2022 Preseason All-SEC
- 2021 NFCA Second Team All-Region (SS)
- 2021 Second Team All-SEC
- 2021 SEC All-Freshman Team
- 2021 Week 1 D1 Softball National Freshman of the Week
- 2021 Week 2 SEC Freshman of the Week
- 2021 Week 12 SEC Freshman of the Week

**2022:**

- \* SEC Player of the Week (2/21/22)
- \* NFCA National Player of the Week and SEC Co-Player of the Week (4/19/22)
- \* UK's leading hitter in the SEC
- \* Tied personal and school highs with two HR's and six RBI in UK's win over Jacksonville
- \* Scored a run in 12 of the last 15 games
- \* HR in the top of the 8th with a 3-run shot to win the game for Kentucky at #20 LSU, securing a 2-0 lead in the series
- \* Hit .700 in the Arkansas series with three HR's and five RBI
- \* UK's leader in RBI for the season
- \* 4 games of 4+ RBI

Category	Season High (Last)	Career High (Last)
At-Bats	5 at LSU (4/2/22)	5, three times, last at LSU (4/2/22)
Runs	3 at Alabama (3/20/22)	3, four times, last at Alabama (3/20/22)
Hits	4 at Arkansas (4/16/22)	4, twice, last at Arkansas (4/16/22)
RBI	6 vs. Jacksonville (2/24/22)	6, three times, last vs. Jacksonville (2/24/22)
Walks	1, eight times, last vs. Ole Miss (4/10/22)	2, three times, last vs. Morehead State (3/31/21)
Stolen Bases	2 vs. Arizona (2/19/22)	2 vs. Arizona (2/19/22)
Hitting Streak (current)	10 (6)	10 games (2021, 2022)

## CAREER STATS

Year	AVG	GP	GS	AB	R	H	2B	3B	HR	RBI	TB	SLG%	BB	HBP	SO	GDP	OB%	SF	SH	SB	ATT	PO	A	E	FLD%
2021	.337	59	59	178	47	60	8	1	16	56	118	.663	24	15	31	1	.450	3	3	4	6	74	131	17	.923
2022	.434	41	38	122	30	53	8	0	14	51	103	.844	8	2	15	0	.463	4	0	5	7	57	76	8	.943
<b>TOTAL</b>	<b>.377</b>	<b>100</b>	<b>97</b>	<b>300</b>	<b>77</b>	<b>113</b>	<b>16</b>	<b>1</b>	<b>30</b>	<b>107</b>	<b>221</b>	<b>.737</b>	<b>32</b>	<b>17</b>	<b>46</b>	<b>1</b>	<b>.455</b>	<b>7</b>	<b>3</b>	<b>9</b>	<b>13</b>	<b>131</b>	<b>207</b>	<b>25</b>	<b>.931</b>



# #23 Stephanie Schoonover



Dothan, Alabama / Rehobeth HS




Sophomore / Kinesiology



P



Throws: R



**2022:**

- \* Two no-hitters this season; vs. UC Santa Barbara and at Louisville
- \* First pitcher at UK with multiple no-hitters in the same season since Kelsey Nunley in 2015
- \* First start was a complete-game shutout against Michigan State, where she walked one and struck out six
- \* Was the starting pitcher in UK's win over Arizona in Tucson

Category	Season High (Last)	Career High (Last)
Innings	7.0 vs. Michigan St. (2/11/22)	7.0 vs. Michigan St. (2/11/22)
Strikeouts	7 vs. UC Santa Barbara (2/18/22)	7 vs. UC Santa Barbara (2/18/22)
Appearances	15	15 (2022)
Wins	5	5 (2022)

## CAREER STATS

Year	ERA	W	L	APP	GS	CG	SHO	CBO	SV	IP	H	R	ER	BB	SO	2B	3B	HR	BF	B/AVG	WP	HBP	BK	SFA	SHA
2022	4.45	5	2	15	11	3	3	0	0	44.0	35	31	28	38	43	10	0	1	207	.219	3	6	0	1	2
<b>TOTAL</b>	<b>4.45</b>	<b>5</b>	<b>2</b>	<b>15</b>	<b>11</b>	<b>3</b>	<b>3</b>	<b>0</b>	<b>0</b>	<b>44.0</b>	<b>35</b>	<b>31</b>	<b>28</b>	<b>38</b>	<b>43</b>	<b>10</b>	<b>0</b>	<b>1</b>	<b>207</b>	<b>.219</b>	<b>3</b>	<b>6</b>	<b>0</b>	<b>1</b>	<b>2</b>





# #25 Emmy Blane



Hopkinsville, Kentucky / Christian Co. HS



Junior / Psychology



INF



Bats: R / Throws: R



**2022:**

- \* Great defensive player, as she can play 2B, 3B and SS.
- \* Improved her offense this season, and already has more hits this year than she did all of 2021
- \* First-career SEC home run on April 10 against Ole Miss
- \* On a three-game hitting streak, one off her career high
- \* Slugged her first-career home run in the top of the seventh inning against LIU on Feb. 25, 2022 in Boca Raton.
- \* 3 RBI with a HR and a double vs. ECU on April 20

Category	Season High (Last)	Career High (Last)
At-Bats	4, three times, last vs. ECU (4/20/22)	4, three times, last vs. ECU (4/20/22)
Runs	2, twice, last vs. Ohio (3/10/22)	2, twice, last vs. Ohio (3/10/22)
Hits	2, five times, last at ECU (4/20/22)	2, five times, last at ECU (4/20/22)
RBI	4 vs. LIU (2/25/22)	4 vs. LIU (2/25/22)
Walks	3 vs. UC Santa Barbara (2/18/22)	3 vs. UC Santa Barbara (2/18/22)
Stolen Bases	-	-
Hitting Streak (current)	4 (1)	4 games (2022)

## CAREER STATS

Year	AVG	GP	GS	AB	R	H	2B	3B	HR	RBI	TB	SLG%	BB	HBP	SO	GDP	OB%	SF	SH	SB	ATT	PO	A	E	FLD%
2020	.111	23	18	27	2	3	0	0	0	2	3	.111	2	0	9	0	.167	1	0	0	0	23	26	2	.961
2021	.043	52	40	23	2	1	0	0	0	0	1	.043	4	0	7	0	.185	0	1	1	1	78	71	9	.943
2022	.280	41	39	82	9	23	4	0	3	22	36	.439	10	0	23	0	.355	1	4	0	0	62	61	4	.969
<b>TOTAL</b>	<b>.205</b>	<b>116</b>	<b>97</b>	<b>132</b>	<b>13</b>	<b>27</b>	<b>4</b>	<b>0</b>	<b>3</b>	<b>24</b>	<b>40</b>	<b>.303</b>	<b>16</b>	<b>0</b>	<b>39</b>	<b>0</b>	<b>.287</b>	<b>2</b>	<b>5</b>	<b>1</b>	<b>1</b>	<b>163</b>	<b>158</b>	<b>15</b>	<b>.955</b>



# #35 Alexia Lacatena



Stanhope, N.J. / Lenape Valley Regional HS



Freshman / Kinesiology



P/3B



Bats: R / Throws: R



- 2022 Olympian for Team Italy

- Stats from the 2022 Olympics**  
 \* 4 GP (vs. USA, Japan, Mexico and Canada)  
 \* 3.62 ERA  
 \* 1 game started  
 \* 8R, 5ER, 5BB, 7K, 1 save  
 \* 9.2 total innings pitched

**2022:**

- \* Has appeared in 15 games, with a 3.35 ERA
- \* Only allowed 22 earned runs in those 15 games this season
- \* 7-2 record in the circle with wins over LMU, UC Santa Barbara, Columbia, Drake, Ohio and Auburn
- \* Hit a walk-off double in the bottom of the eighth inning against LMU to score the game-winning run at the Hillenbrand Invitational

Category	Season High (Last)	Career High (Last)
At-Bats	3, twice, last vs. Drake (3/4/22)	3, twice, last vs. Drake (3/4/22)
Runs	2 vs. Drake (3/4/22)	2 vs. Drake (3/4/22)
Hits	2 vs. Drake (3/4/22)	2 vs. Drake (3/4/22)
RBI	2, twice, last vs. Columbia (2/25/22)	2, twice, last vs. Columbia (2/25/22)
Walks	-	-
Stolen Bases	1 vs. LIU (2/25/22)	1 vs. LIU (2/25/22)
Hitting Streak (current)	3 games (3)	3 games (2022)
Innings	7.0 vs. Ole Miss (4/10/22)	7.0 vs. Ole Miss (4/10/22)
Strikeouts	6 vs. Columbia (2/25/22)	6 vs. Columbia (2/25/22)
Wins	7	7 (2022)

## CAREER STATS

Year	AVG	GP	GS	AB	R	H	2B	3B	HR	RBI	TB	SLG%	BB	HBP	SO	GDP	OB%	SF	SH	SB	ATT	PO	A	E	FLD%
2022	.417	12	9	12	3	5	1	1	0	5	8	.667	0	1	2	0	.462	0	0	1	1	0	6	0	1.000
<b>TOTAL</b>	<b>.417</b>	<b>12</b>	<b>9</b>	<b>12</b>	<b>3</b>	<b>5</b>	<b>1</b>	<b>1</b>	<b>0</b>	<b>5</b>	<b>8</b>	<b>.667</b>	<b>0</b>	<b>1</b>	<b>2</b>	<b>0</b>	<b>.462</b>	<b>0</b>	<b>0</b>	<b>1</b>	<b>1</b>	<b>0</b>	<b>6</b>	<b>0</b>	<b>1.000</b>
Year	ERA	W	L	App	GS	CG	SHO	CBO	SV	IP	H	R	ER	BB	SO	2B	3B	HR	BF	B/Avg	WP	HBP	BK	SFA	SHA
2022	3.35	7	2	15	8	2	1	1	1	46.0	53	24	22	9	29	16	2	7	203	.280	2	2	0	2	1
<b>TOTAL</b>	<b>3.35</b>	<b>7</b>	<b>2</b>	<b>15</b>	<b>8</b>	<b>2</b>	<b>1</b>	<b>1</b>	<b>1</b>	<b>46.0</b>	<b>53</b>	<b>24</b>	<b>22</b>	<b>9</b>	<b>29</b>	<b>16</b>	<b>2</b>	<b>7</b>	<b>203</b>	<b>.280</b>	<b>2</b>	<b>2</b>	<b>0</b>	<b>2</b>	<b>1</b>





# #42 Izzy Harrison



Franklin, Indiana / Franklin Community HS




Freshman / Integrated Strategic Communication



P



Bats: R / Throws: R



**2022:**

- \* One of UK's hardest throwers
- \* Recorded a career-high three K's vs. LIU in relief
- \* Started her first-career game vs. Kent St and completed the game with only one run allowed
- \* Started UK's 9-4 win over Alabama on March 20, going 2.0 innings.

Category	Season High (Last)	Career High (Last)
At-Bats	-	-
Runs	-	-
Hits	-	-
RBI	-	-
Walks	-	-
Stolen Bases	-	-
Hitting Streak (current)	-	-
Innings	6.0 vs. Kent St (3/5/22)	6.0 vs. Kent St (3/5/22)
Strikeouts	10 vs. Kent St (3/5/22)	10 vs. Kent St (3/5/22)
Wins	1	1 (2022)

## CAREER STATS

Year	AVG	GP	GS	AB	R	H	2B	3B	HR	RBI	TB	SLG%	BB	HBP	SO	GDP	OB%	SF	SH	SB	ATT	PO	A	E	FLD%
2022	.000	2	1	0	0	0	0	0	0	0	0	.000	0	0	0	0	.000	0	0	0	0	0	0	0	.000
<b>TOTAL</b>	<b>.000</b>	<b>2</b>	<b>1</b>	<b>0</b>	<b>0</b>	<b>0</b>	<b>0</b>	<b>0</b>	<b>0</b>	<b>0</b>	<b>0</b>	<b>.000</b>	<b>0</b>	<b>0</b>	<b>0</b>	<b>0</b>	<b>.000</b>	<b>0</b>	<b>0</b>	<b>0</b>	<b>0</b>	<b>0</b>	<b>0</b>	<b>0</b>	<b>.000</b>
Year	ERA	W	L	App	GS	CG	SHO	CBO	SV	IP	H	R	ER	BB	SO	2B	3B	HR	BF	B/Avg	WP	HBP	BK	SFA	SHA
2022	4.71	1	0	11	3	1	0	0	0	19.1	20	17	13	14	21	5	0	4	96	.250	1	1	0	1	0
<b>TOTAL</b>	<b>4.71</b>	<b>1</b>	<b>0</b>	<b>11</b>	<b>3</b>	<b>1</b>	<b>0</b>	<b>0</b>	<b>0</b>	<b>19.1</b>	<b>20</b>	<b>17</b>	<b>13</b>	<b>14</b>	<b>21</b>	<b>5</b>	<b>0</b>	<b>4</b>	<b>96</b>	<b>.250</b>	<b>1</b>	<b>1</b>	<b>0</b>	<b>1</b>	<b>0</b>





# #77 Meeko Harrison



Fontana, California / Etiwanda HS



Sophomore / Health Promotion



INF



Bats: L / Throws: R



**2022:**

- \* Game-winning two-RBI single with 2 outs in the top of the seventh inning to secure series sweep at #20 LSU
- \* Two separate RBI hits against Ole Miss
- \* Hit her second-career HR against UC Santa Barbara at the Hillenbrand Invitational
- \* Recorded a hit off of Jordy Bahl in UK's game vs. Oklahoma
- \* Defensively, will play 1B

Category	Season High (Last)	Career High (Last)
At-Bats	4 vs. Ole Miss (4/10/22)	4 vs. Ole Miss (4/10/22)
Runs	2 vs. UC Santa Barbara (2/18/22)	2 vs. UC Santa Barbara (2/18/22)
Hits	2, twice, last vs. Ole Miss (4/10/22)	2, twice, last vs. Ole Miss (4/10/22)
RBI	2, four times, last vs. Ole Miss (4/10/22)	2, four times, last vs. Ole Miss (4/10/22)
Walks	1, four times, last at LSU (4/1/22)	1, four times, last at LSU (4/1/22)
Stolen Bases	-	-
Hitting Streak (current)	2 games (1)	2 (2021)

## CAREER STATS

Year	AVG	GP	GS	AB	R	H	2B	3B	HR	RBI	TB	SLG%	BB	HBP	SO	GDP	OB%	SF	SH	SB	ATT	PO	A	E	FLD%
2021	.200	6	0	5	1	1	0	0	1	2	4	.800	1	0	3	0	.333	0	0	0	0	2	0	0	1.000
2022	.290	25	6	31	4	9	1	0	1	9	13	.419	4	1	7	0	.389	0	0	0	0	43	1	0	1.000
<b>TOTAL</b>	<b>.278</b>	<b>31</b>	<b>6</b>	<b>36</b>	<b>5</b>	<b>10</b>	<b>1</b>	<b>0</b>	<b>2</b>	<b>11</b>	<b>17</b>	<b>.472</b>	<b>5</b>	<b>1</b>	<b>10</b>	<b>0</b>	<b>.381</b>	<b>0</b>	<b>0</b>	<b>0</b>	<b>0</b>	<b>45</b>	<b>1</b>	<b>0</b>	<b>1.000</b>



# #99 Kayla Kowalik



New Braunsfels, Texas / St. John Paul II HS



Senior / Management & Accounting



C



Bats: L / Throws: R



- 2022 Preseason All-SEC
- 2021 NFCA First-Team All-America (C)
- 2021 NFCA First Team All-Region (C)
- Second Team All-SEC (2021)
- 2019 SEC All-Freshman Team
- SEC Freshman of the Week (3/4/19)
- SEC Freshman of the Week (3/19/19)
- 2015, 2016 and 2017 All-District (TX)
- 2015, 2016 and 2017 District Champions (HS)

**2022:**

- \* Broke the UK record for most career runs scored with 174 in the game vs. LIU on Feb. 25
- \* Had a 21-game hit streak snapped vs. Ohio State on March 29. It is the second-longest in program history behind her 2021 23-game hit streak
- \* 15 multi-hit games this season, including three games of 3+ hits
- \* 10 multi-run scoring games
- \* Led all power five hitters in 2021 with a .495 average
- \* Been UK's lead-off hitter in every game this year but one

Category	Season High (Last)	Career High (Last)
At-Bats	5 at LSU (4/3/22)	6 at Alabama (4/28/19)
Runs	4 vs. UC Santa Barbara (2/18/22)	5 vs. NC Central (2/20/21)
Hits	4 vs. UC Santa Barbara (2/18/22)	4, six times, last vs. UC Santa Barbara (2/18/22)
RBI	3, three times, last vs. Ole Miss (4/10/22)	4 vs. Murray State (3/2/19)
Walks	2, five times, last at Louisville (4/12/22)	4 vs. Oregon (2/15/19)
Stolen Bases	1, 14 times, last at Louisville (4/12/22)	2, four times, last vs. Eastern Kentucky (4/21/21)
Hitting Streak (current)	21 games (0)	23 games (2021)

## CAREER STATS

Year	AVG	GP	GS	AB	R	H	2B	3B	HR	RBI	TB	SLG%	BB	HBP	SO	GDP	OB%	SF	SH	SB	ATT	PO	A	E	FLD%
2019	.357	60	59	185	49	66	8	5	0	25	84	.454	29	3	22	0	.452	0	2	14	17	102	7	2	.982
2020	.373	24	24	83	31	31	4	8	0	13	51	.614	11	2	10	0	.458	0	2	11	11	103	3	2	.981
2021	.495	59	59	202	77	100	11	6	12	37	159	.787	27	1	18	0	.554	1	2	23	27	257	13	2	.993
2022	.409	41	41	132	40	54	6	2	3	23	73	.553	21	0	15	0	.487	1	1	14	15	178	20	1	.995
<b>TOTAL</b>	<b>.417</b>	<b>184</b>	<b>183</b>	<b>602</b>	<b>197</b>	<b>251</b>	<b>29</b>	<b>21</b>	<b>15</b>	<b>98</b>	<b>367</b>	<b>.610</b>	<b>88</b>	<b>6</b>	<b>65</b>	<b>0</b>	<b>.494</b>	<b>2</b>	<b>7</b>	<b>62</b>	<b>70</b>	<b>640</b>	<b>43</b>	<b>7</b>	<b>.990</b>



2022 Kentucky Softball  
 Statistics Summary for Kentucky (as of Apr 20, 2022)  
 (All games)



Record: 30-11 Home: 10-5 Away: 9-5 Neutral: 11-1 SEC: 9-6

Date	Opponent	Score	Player	avg	gp-gs	ab	r	h	2b	3b	hr	rbi	bb	hbp	so	sb-att
#2/10	vs Wisconsin	w 5-2	Erin Coffel	.434	41-38	122	30	53	8	0	14	51	8	2	15	5-7
#2/11	vs Michigan St.	w 7-0	Kayla Kowalik	.409	41-41	132	40	54	6	2	3	23	21	0	15	14-15
#2/11	vs Liberty	w 3-1	Lauren Johnson	.366	41-41	131	39	48	6	4	4	29	10	0	18	7-7
#2/12	vs Iowa Hawkeyes	w 11-3	Rylea Smith	.340	38-37	103	23	35	3	0	0	7	7	0	9	2-4
#2/13	vs #13 Virginia Tech	L 1-6	Taylor Ebbs	.320	40-38	97	16	31	9	1	6	22	11	0	12	0-0
\$2/18	vs UC Santa Barbara	w 23-0	Renee Abernathy	.311	41-38	106	29	33	5	1	10	35	14	3	26	3-4
\$2/18	vs Loyola Marymount	w 7-6	Kennedy Sullivan	.290	34-22	62	11	18	5	0	4	17	5	0	15	0-0
\$2/19	vs Long Beach State	w 5-0	Meeko Harrison	.290	25-6	31	4	9	1	0	1	9	4	1	7	0-0
\$2/19	at #11 Arizona	w 7-6	Emmy Blane	.280	41-39	82	9	23	4	0	3	22	10	0	23	0-0
\$2/20	vs UC Santa Barbara	w 11-1	Miranda Stoddard	.267	39-38	90	21	24	6	0	8	28	7	1	25	2-3
&2/24	vs Jacksonville	w 12-4	Margaret Tobias	.244	34-13	45	11	11	0	0	0	1	0	0	7	1-3
&2/24	at Florida Atlantic	w 7-3	Tatum Spangler	.222	33-16	54	10	12	2	0	0	9	0	1	8	3-3
&2/25	vs Columbia	w 8-0	-----													
%2/25	vs LIU	w 10-2	Vanessa Nesby	.500	30-3	10	10	5	0	0	0	0	3	0	2	2-2
@3/3	#19 MICHIGAN	L 0-8	Erica Thulen	.500	16-0	2	7	1	1	0	0	0	0	0	1	0-0
@3/4	DRAKE	w 10-5	Emma Boitnott	.500	3-0	2	0	1	0	0	0	0	1	0	0	0-0
@3/4	#19 MICHIGAN	w 9-2	Alexia Lacatena	.417	16-11	12	3	5	1	1	0	5	0	1	2	1-1
@3/5	KENT ST.	w 9-1	Jaci Babbs	.400	29-0	20	9	8	0	0	0	0	2	0	5	0-0
^3/10	OHIO	w 16-8	Hallie Mitchell	.333	19-4	6	10	2	0	0	0	1	0	0	2	1-2
^3/11	BUFFALO	w 7-0	Victoria Fragoso	.231	15-1	13	2	3	0	0	1	4	0	0	3	0-0
^3/11	VALPO	w 10-2	Sloan Gayan	.000	2-1	0	0	0	0	0	0	0	0	0	0	0-0
3/16	at Miami	L 5-7	Stephanie Schoono	.000	1-1	0	0	0	0	0	0	0	0	0	0	0-0
*3/18	at #3 Alabama	L 2-4	Izzy Harrison	.000	2-1	0	0	0	0	0	0	0	0	0	0	0-0
*3/19	at #3 Alabama	L 2-3	Totals	.336	41	1120	284	376	57	9	54	263	103	9	195	41-51
*3/20	at #3 Alabama	w 9-4	Opponents	.252	41	1030	149	260	65	2	31	135	107	23	182	23-33
3/22	#1 OKLAHOMA	L 1-9														
*3/25	#18 AUBURN	w 11-3	LOB - Team (221), Opp (236). DPs turned - Team (15), Opp (4). IBB - Team (3), Kowalik, K 3. Picked off - Thulen, E 1, Ebbs, T 1.													
*3/26	#18 AUBURN	L 3-6														
*3/27	#18 AUBURN	w 5-4														
3/29	OHIO ST.	L 0-3	Player	era	w-l	app	gs	cg	sh	sv	ip	h	r	er	bb	so
*4/1	at #20 LSU	w 5-3	Alexia Lacatena	3.35	7-2	15	8	2	1	1	46.0	53	24	22	9	29
*4/2	at #20 LSU	w 8-5	Miranda Stoddard	3.52	5-4	18	12	4	1	1	61.2	70	33	31	9	30
*4/3	at #20 LSU	w 5-3	Stephanie Schoono	4.45	5-2	15	11	3	3	0	44.0	35	31	28	38	43
*4/8	OLE MISS	L 6-7	-----													
*4/10	OLE MISS	w 6-2	Tatum Spangler	0.68	6-0	11	0	0	0	0	31.0	21	5	3	11	31
*4/10	OLE MISS	w 8-2	Sloan Gayan	2.20	4-2	13	5	1	0	0	35.0	35	17	11	18	10
4/12	at Louisville	w 9-0	Kennedy Sullivan	4.15	2-1	13	2	0	0	0	27.0	26	22	16	8	18
*4/15	at #6 Arkansas	L 1-2	Izzy Harrison	4.71	1-0	11	3	1	0	0	19.1	20	17	13	14	21
*4/16	at #6 Arkansas	w 10-7	Totals	3.29	30-11	41	41	11	6	2	264.0	260	149	124	107	182
*4/17	at #6 Arkansas	L 0-8	Opponents	6.43	11-30	41	41	13	3	0	256.0	376	284	235	103	195
4/20	at Eastern Kentucky	w 10-7														

- \* = Conference game
- # = Northern Lights (Leesburg, Fla.)
- \$ = Hillenbrand Invite (Tucson, Ariz.)
- & = FAU Classic (Boca Raton, Fla.)
- @ = John Cropp Classic (Lexington, Ky.)
- ^ = Bluegrass Classic (Lexington, Ky.)

PB - Team (2), Kowalik, K 2, Opp (7). Pickoffs - Team (0), Opp (2). SBA/ATT - Kowalik, K (22-31), Schoonover (7-10), Sullivan, K (5-6), Stoddard, M (3-6), Spangler, T (3-4), Lacatena, A (2-4), Harrison, I (2-2), Mitchell, H (1-2), Gayan, S (1-1).

Score by innings	1	2	3	4	5	6	7	8	Total
Kentucky	43	37	44	58	40	31	26	5	284
Opponents	25	32	22	20	16	21	12	1	149

Win-loss breakdowns: Day 22-6; Night 8-5; vs Left 8-2; vs Right 22-9;  
 1-run games 3-3; 2-run games 3-2; 5+run games 18-4; Extra inns 2-0; Shutouts 6-3.  
 Current streak: Won 1; Longest winning streak: 9; Longest losing streak: 3.  
 Attendance: Home 12497 (avg 833); Away 31206 (avg 1200); Total 43703 (avg 1065).



2022 Kentucky Softball  
Overall Statistics for Kentucky (as of Apr 21, 2022)  
(All games Sorted by Batting avg)



Record: 30-11 Home: 10-5 Away: 9-5 Neutral: 11-1 SEC: 9-6

Player	avg	gp-gs	ab	r	h	2b	3b	hr	rbi	tb	slg%	bb	hp	so	gdp	ob%	sf	sh	sb-att	po	a	e	fld%	
Erin Coffel	.434	41-38	122	30	53	8	0	14	51	103	.844	8	2	15	0	.463	4	0	5-7	57	76	8	.943	
Kayla Kowalik	.409	41-41	132	40	54	6	2	3	23	73	.553	21	0	15	0	.487	1	1	14-15	178	20	1	.995	
Lauren Johnson	.366	41-41	131	39	48	6	4	4	29	74	.565	10	0	18	0	.406	2	4	7-7	74	1	2	.974	
Rylea Smith	.340	38-37	103	23	35	3	0	0	7	38	.369	7	0	9	0	.382	0	5	2-4	25	1	1	.963	
Taylor Ebbs	.320	40-38	97	16	31	9	1	6	22	60	.619	11	0	12	0	.389	0	2	0-0	202	6	8	.963	
Renee Abernathy	.311	41-38	106	29	33	5	1	10	35	70	.660	14	3	26	0	.403	1	4	3-4	43	3	3	.939	
Kennedy Sullivan	.290	34-22	62	11	18	5	0	4	17	35	.565	5	0	15	0	.338	1	1	0-0	2	2	0	1.000	
Meeko Harrison	.290	25-6	31	4	9	1	0	1	9	13	.419	4	1	7	0	.389	0	0	0-0	43	1	0	1.000	
Emmy Blane	.280	41-39	82	9	23	4	0	3	22	36	.439	10	0	23	0	.355	1	4	0-0	62	61	4	.969	
Miranda Stoddard	.267	39-38	90	21	24	6	0	8	28	54	.600	7	1	25	0	.323	1	5	2-3	29	65	9	.913	
Margaret Tobias	.244	34-13	45	11	11	0	0	0	1	11	.244	0	0	7	0	.244	0	0	1-3	20	26	3	.939	
Tatum Spangler	.222	33-16	54	10	12	2	0	0	9	14	.259	0	1	8	0	.236	0	1	3-3	16	5	1	.955	
-----																								
Vanessa Nesby	.500	30-3	10	10	5	0	0	0	0	5	.500	3	0	2	0	.615	0	0	2-2	15	0	0	1.000	
Erica Thulen	.500	16-0	2	7	1	1	0	0	0	2	1.000	0	0	1	0	.500	0	0	0-0	0	0	0	.000	
Emma Boitnott	.500	3-0	2	0	1	0	0	0	0	1	.500	1	0	0	0	.667	0	0	0-0	0	0	0	.000	
Alexia Lacatena	.417	16-11	12	3	5	1	1	0	5	8	.667	0	1	2	0	.462	0	0	1-1	1	7	2	.800	
Jaci Babbs	.400	29-0	20	9	8	0	0	0	0	8	.400	2	0	5	0	.455	0	0	0-0	5	0	0	1.000	
Hallie Mitchell	.333	19-4	6	10	2	0	0	0	1	2	.333	0	0	2	0	.286	1	0	1-2	14	3	0	1.000	
Victoria Fragoso	.231	15-1	13	2	3	0	0	1	4	6	.462	0	0	3	0	.231	0	1	0-0	2	0	0	1.000	
Sloan Gayan	.000	2-1	0	0	0	0	0	0	0	0	.000	0	0	0	0	.000	0	0	0-0	2	5	0	1.000	
Stephanie Schoonover	.000	1-1	0	0	0	0	0	0	0	0	.000	0	0	0	0	.000	0	0	0-0	1	3	0	1.000	
Izzy Harrison	.000	2-1	0	0	0	0	0	0	0	0	.000	0	0	0	0	.000	0	0	0-0	1	0	1	.500	
Totals	.336	41	1120	284	376	57	9	54	263	613	.547	103	9	195	0	.392	12	28	41-51	792	285	43	.962	
Opponents	.252	41	1030	149	260	65	2	31	135	422	.410	107	23	182	3	.334	8	10	23-33	768	267	61	.944	

LOB - Team (221), Opp (236). DPs turned - Team (15), Opp (4). IBB - Team (3), Kowalik, K 3. Picked off - Thulen, E 1, Ebbs, T 1.

(All games Sorted by Earned run avg)

Player	era	w-l	app	gs	cg	sho	sv	ip	h	r	er	bb	so	2b	3b	hr	b/avg	wp	hp	bk	sfa	sha
Alexia Lacatena	3.35	7-2	15	8	2	1/1	1	46.0	53	24	22	9	29	16	2	7	.280	2	2	0	2	1
Miranda Stoddard	3.52	5-4	18	12	4	1/0	1	61.2	70	33	31	9	30	13	0	8	.283	2	6	0	3	1
Stephanie Schoonover	4.45	5-2	15	11	3	3/0	0	44.0	35	31	28	38	43	10	0	1	.219	3	6	0	1	2
-----																						
Tatum Spangler	0.68	6-0	11	0	0	0/0	0	31.0	21	5	3	11	31	10	0	1	.188	0	0	0	0	0
Sloan Gayan	2.20	4-2	13	5	1	0/1	0	35.0	35	17	11	18	10	7	0	2	.252	7	5	0	0	4
Kennedy Sullivan	4.15	2-1	13	2	0	0/0	0	27.0	26	22	16	8	18	4	0	8	.252	1	3	0	1	2
Izzy Harrison	4.71	1-0	11	3	1	0/0	0	19.1	20	17	13	14	21	5	0	4	.250	1	1	0	1	0
Totals	3.29	30-11	41	41	11	6/1	2	264.0	260	149	124	107	182	65	2	31	.252	16	23	0	8	10
Opponents	6.43	11-30	41	41	13	3/0	0	256.0	376	284	235	103	195	57	9	54	.336	34	9	0	12	28

PB - Team (2), Kowalik, K 2, Opp (7). Pickoffs - Team (0), Opp (2). SBA/ATT - Kowalik, K (22-31), Schoonover (7-10), Sullivan, K (5-6), Stoddard, M (3-6), Spangler, T (3-4), Lacatena, A (2-4), Harrison, I (2-2), Mitchell, H (1-2), Gayan, S (1-1).



2022 Kentucky Softball  
 Overall Statistics for Kentucky (as of Apr 21, 2022)  
 (All games Sorted by Fielding pct)



Player	c	po	a	e	fld%	dp	sba	csb	sba%	pb	ci
Meeko Harrison	44	43	1	0	1.000	3	0	0	.000	0	0
Hallie Mitchell	17	14	3	0	1.000	0	1	1	.500	0	0
Vanessa Nesby	15	15	0	0	1.000	0	0	0	.000	0	0
Sloan Gayan	7	2	5	0	1.000	0	1	0	1.000	0	0
Jaci Babbs	5	5	0	0	1.000	0	0	0	.000	0	0
Stephanie Schoonover	4	1	3	0	1.000	0	7	3	.700	0	0
Kennedy Sullivan	4	2	2	0	1.000	1	5	1	.833	0	0
Victoria Fragoso	2	2	0	0	1.000	0	0	0	.000	0	0
Kayla Kowalik	199	178	20	1	.995	2	22	9	.710	2	0
Lauren Johnson	77	74	1	2	.974	0	0	0	.000	0	0
Emmy Blane	127	62	61	4	.969	6	0	0	.000	0	0
Taylor Ebbs	216	202	6	8	.963	10	0	0	.000	0	0
Rylea Smith	27	25	1	1	.963	0	0	0	.000	0	0
Tatum Spangler	22	16	5	1	.955	1	3	1	.750	0	0
Erin Coffel	141	57	76	8	.943	10	0	0	.000	0	0
Margaret Tobias	49	20	26	3	.939	0	0	0	.000	0	0
Renee Abernathy	49	43	3	3	.939	0	0	0	.000	0	0
Miranda Stoddard	103	29	65	9	.913	3	3	3	.500	0	0
Alexia Lacatena	10	1	7	2	.800	0	2	2	.500	0	0
Izzy Harrison	2	1	0	1	.500	0	2	0	1.000	0	0
Emma Boitnott	0	0	0	0	.000	0	0	0	.000	0	0
Erica Thulen	0	0	0	0	.000	0	0	0	.000	0	0
Totals	1120	792	285	43	.962	15	23	10	.697	2	0
Opponents	1096	768	267	61	.944	4	41	10	.804	7	0

Hitting minimums - 1 Games 0.8 AB/Game  
 Pitching minimums - 1 Games 1.0 IP/Game



# Individual Career History



## Renee Abernathy

Year	avg	gp-gs	ab	r	h	2b	3b	hr	rbi	tb	slg%	bb	hbp	so	gdp	ob%	sf	sh	sb-att	po	a	e	fld%
2019	.000	12-2	6	1	0	0	0	0	0	0	.000	2	0	4	0	.250	0	0	0-0	0	0	0	.000
2020	.235	22-6	34	7	8	2	0	1	9	13	.382	6	1	6	0	.366	0	0	0-0	5	0	1	.833
2021	.357	59-58	171	33	61	9	2	13	48	113	.661	15	10	23	0	.428	5	2	6-8	59	1	1	.984
2022	.311	41-38	106	29	33	5	1	10	35	70	.660	14	3	26	0	.403	1	4	3-4	43	3	3	.939
TOTAL	.322	134-104	317	70	102	16	3	24	92	196	.618	37	14	59	0	.409	6	6	9-12	107	4	5	.957

Year	era	w-l	app	gs	cg	sho	sv	ip	h	r	er	bb	so	2b	3b	hr	bf	bavg	wp	hbp	bk	sfa	sha
2020	0.00	0-0	1	1	0	0/0	0	0.0	0	0	0	0	0	0	0	0	0	.000	0	0	0	0	0
TOTAL	0.00	0-0	1	1	0	0/0	0	0.0	0	0	0	0	0	0	0	0	0	.000	0	0	0	0	0

## Jaci Babbs

Year	avg	gp-gs	ab	r	h	2b	3b	hr	rbi	tb	slg%	bb	hbp	so	gdp	ob%	sf	sh	sb-att	po	a	e	fld%
2019	.000	53-0	1	28	0	0	0	0	0	0	.000	0	0	0	0	.000	0	0	4-8	0	0	0	.000
2020	.348	19-8	23	15	8	1	0	0	3	9	.391	3	0	6	0	.423	0	0	4-5	6	0	0	1.000
2021	.148	38-8	27	7	4	1	0	0	1	5	.185	6	1	6	0	.324	0	2	1-3	3	1	1	.800
2022	.400	29-0	20	9	8	0	0	0	0	8	.400	2	0	5	0	.455	0	0	0-0	5	0	0	1.000
TOTAL	.282	139-16	71	59	20	2	0	0	4	22	.310	11	1	17	0	.386	0	2	9-16	14	1	1	.938

## Emmy Blane

Year	avg	gp-gs	ab	r	h	2b	3b	hr	rbi	tb	slg%	bb	hbp	so	gdp	ob%	sf	sh	sb-att	po	a	e	fld%
2020	.111	23-18	27	2	3	0	0	0	2	3	.111	2	0	9	0	.167	1	0	0-0	23	26	2	.961
2021	.043	52-40	23	2	1	0	0	0	0	1	.043	4	0	7	0	.185	0	1	1-1	78	71	9	.943
2022	.280	41-39	82	9	23	4	0	3	22	36	.439	10	0	23	0	.355	1	4	0-0	62	61	4	.969
TOTAL	.205	116-97	132	13	27	4	0	3	24	40	.303	16	0	39	0	.287	2	5	1-1	163	158	15	.955

## Jenna Blanton

Year	avg	gp-gs	ab	r	h	2b	3b	hr	rbi	tb	slg%	bb	hbp	so	gdp	ob%	sf	sh	sb-att	po	a	e	fld%
------	-----	-------	----	---	---	----	----	----	-----	----	------	----	-----	----	-----	-----	----	----	--------	----	---	---	------

## Emma Boitnott

Year	avg	gp-gs	ab	r	h	2b	3b	hr	rbi	tb	slg%	bb	hbp	so	gdp	ob%	sf	sh	sb-att	po	a	e	fld%
2020	.000	3-0	1	0	0	0	0	0	0	0	.000	1	1	0	0	.667	0	0	0-0	0	0	0	.000
2021	.000	4-0	1	2	0	0	0	0	0	0	.000	1	0	0	0	.500	0	0	0-0	0	0	0	.000
2022	.500	3-0	2	0	1	0	0	0	0	1	.500	1	0	0	0	.667	0	0	0-0	0	0	0	.000
TOTAL	.250	10-0	4	2	1	0	0	0	0	1	.250	3	1	0	0	.625	0	0	0-0	0	0	0	.000

## Erin Coffel

Year	avg	gp-gs	ab	r	h	2b	3b	hr	rbi	tb	slg%	bb	hbp	so	gdp	ob%	sf	sh	sb-att	po	a	e	fld%
2021	.337	59-59	178	47	60	8	1	16	56	118	.663	24	15	31	1	.450	3	3	4-6	74	131	17	.923
2022	.434	41-38	122	30	53	8	0	14	51	103	.844	8	2	15	0	.463	4	0	5-7	57	76	8	.943
TOTAL	.377	100-97	300	77	113	16	1	30	107	221	.737	32	17	46	1	.455	7	3	9-13	131	207	25	.931





# Individual Career History



## Taylor Ebbs

Year	avg	gp-gs	ab	r	h	2b	3b	hr	rbi	tb	slg%	bb	hbp	so	gdp	ob%	sf	sh	sb-att	po	a	e	fld%
2022	.320	40-38	97	16	31	9	1	6	22	60	.619	11	0	12	0	.389	0	2	0-0	202	6	8	.963
TOTAL	.320	40-38	97	16	31	9	1	6	22	60	.619	11	0	12	0	.389	0	2	0-0	202	6	8	.963

## Ella Emmert

Year	avg	gp-gs	ab	r	h	2b	3b	hr	rbi	tb	slg%	bb	hbp	so	gdp	ob%	sf	sh	sb-att	po	a	e	fld%
------	-----	-------	----	---	---	----	----	----	-----	----	------	----	-----	----	-----	-----	----	----	--------	----	---	---	------

## Victoria Fragoso

Year	avg	gp-gs	ab	r	h	2b	3b	hr	rbi	tb	slg%	bb	hbp	so	gdp	ob%	sf	sh	sb-att	po	a	e	fld%
2021	.429	10-0	7	0	3	0	0	0	1	3	.429	0	1	2	0	.500	0	0	0-0	2	3	1	.833
2022	.231	15-1	13	2	3	0	0	1	4	6	.462	0	0	3	0	.231	0	1	0-0	2	0	0	1.000
TOTAL	.300	25-1	20	2	6	0	0	1	5	9	.450	0	1	5	0	.333	0	1	0-0	4	3	1	.875

## Sloan Gayan

Year	avg	gp-gs	ab	r	h	2b	3b	hr	rbi	tb	slg%	bb	hbp	so	gdp	ob%	sf	sh	sb-att	po	a	e	fld%
2020	.000	2-1	1	0	0	0	0	0	0	0	.000	0	0	0	0	.000	0	0	0-0	0	1	0	1.000
2021	.000	11-10	0	0	0	0	0	0	0	0	.000	0	0	0	0	.000	0	0	0-0	1	0	0	1.000
2022	.000	2-1	0	0	0	0	0	0	0	0	.000	0	0	0	0	.000	0	0	0-0	2	5	0	1.000
TOTAL	.000	15-12	1	0	0	0	0	0	0	0	.000	0	0	0	0	.000	0	0	0-0	3	6	0	1.000

Year	era	w-l	app	gs	cg	sho	sv	ip	h	r	er	bb	so	2b	3b	hr	bf	bavg	wp	hbp	bk	sfa	sha
2020	4.06	1-0	4	1	0	0/1	0	10.1	8	6	6	4	10	0	0	3	44	.205	2	1	0	0	0
2021	4.54	1-0	6	2	0	0/1	0	12.1	13	10	8	6	8	2	0	3	57	.260	2	1	0	0	0
2022	2.20	4-2	13	5	1	0/1	0	35.0	35	17	11	18	10	7	0	2	166	.252	7	5	0	0	4
TOTAL	3.03	6-2	23	8	1	0/3	0	57.2	56	33	25	28	28	9	0	8	267	.246	11	7	0	0	4

## Izzy Harrison

Year	avg	gp-gs	ab	r	h	2b	3b	hr	rbi	tb	slg%	bb	hbp	so	gdp	ob%	sf	sh	sb-att	po	a	e	fld%
2022	.000	2-1	0	0	0	0	0	0	0	0	.000	0	0	0	0	.000	0	0	0-0	1	0	1	.500
TOTAL	.000	2-1	0	0	0	0	0	0	0	0	.000	0	0	0	0	.000	0	0	0-0	1	0	1	.500

Year	era	w-l	app	gs	cg	sho	sv	ip	h	r	er	bb	so	2b	3b	hr	bf	bavg	wp	hbp	bk	sfa	sha
2022	4.71	1-0	11	3	1	0/0	0	19.1	20	17	13	14	21	5	0	4	96	.250	1	1	0	1	0
TOTAL	4.71	1-0	11	3	1	0/0	0	19.1	20	17	13	14	21	5	0	4	96	.250	1	1	0	1	0

## Meeko Harrison

Year	avg	gp-gs	ab	r	h	2b	3b	hr	rbi	tb	slg%	bb	hbp	so	gdp	ob%	sf	sh	sb-att	po	a	e	fld%
2021	.200	6-0	5	1	1	0	0	1	2	4	.800	1	0	3	0	.333	0	0	0-0	2	0	0	1.000
2022	.290	25-6	31	4	9	1	0	1	9	13	.419	4	1	7	0	.389	0	0	0-0	43	1	0	1.000
TOTAL	.278	31-6	36	5	10	1	0	2	11	17	.472	5	1	10	0	.381	0	0	0-0	45	1	0	1.000



# Individual Career History



## Lauren Johnson

Year	avg	gp-gs	ab	r	h	2b	3b	hr	rbi	tb	slg%	bb	hbp	so	gdp	ob%	sf	sh	sb-att	po	a	e	fld%
2018	.242	56-38	99	20	24	2	1	1	17	31	.313	22	4	23	0	.394	2	0	6-9	14	3	0	1.000
2019	.345	59-56	148	39	51	14	2	3	21	78	.527	21	1	22	0	.429	0	3	6-8	27	0	2	.931
2020	.323	24-22	65	16	21	3	1	3	18	35	.538	13	3	10	0	.451	1	1	3-5	29	37	7	.904
2021	.344	59-59	189	40	65	11	4	0	42	84	.444	20	2	22	0	.410	1	4	12-16	91	43	7	.950
2022	.366	41-41	131	39	48	6	4	4	29	74	.565	10	0	18	0	.406	2	4	7-7	74	1	2	.974
TOTAL	.331	239-216	632	154	209	36	12	11	127	302	.478	86	10	95	0	.416	6	12	34-45	235	84	18	.947

## Kayla Kowalik

Year	avg	gp-gs	ab	r	h	2b	3b	hr	rbi	tb	slg%	bb	hbp	so	gdp	ob%	sf	sh	sb-att	po	a	e	fld%
2019	.357	60-59	185	49	66	8	5	0	25	84	.454	29	3	22	0	.452	0	2	14-17	102	7	2	.982
2020	.373	24-24	83	31	31	4	8	0	13	51	.614	11	2	10	0	.458	0	2	11-11	103	3	2	.981
2021	.495	59-59	202	77	100	11	6	12	37	159	.787	27	1	18	0	.554	1	2	23-27	257	13	2	.993
2022	.409	41-41	132	40	54	6	2	3	23	73	.553	21	0	15	0	.487	1	1	14-15	178	20	1	.995
TOTAL	.417	184-183	602	197	251	29	21	15	98	367	.610	88	6	65	0	.494	2	7	62-70	640	43	7	.990

## Alexia Lacatena

Year	avg	gp-gs	ab	r	h	2b	3b	hr	rbi	tb	slg%	bb	hbp	so	gdp	ob%	sf	sh	sb-att	po	a	e	fld%
2022	.417	16-11	12	3	5	1	1	0	5	8	.667	0	1	2	0	.462	0	0	1-1	1	7	2	.800
TOTAL	.417	16-11	12	3	5	1	1	0	5	8	.667	0	1	2	0	.462	0	0	1-1	1	7	2	.800

Year	era	w-l	app	gs	cg	sho	sv	ip	h	r	er	bb	so	2b	3b	hr	bf	bavg	wp	hbp	bk	sfa	sha
2022	3.35	7-2	15	8	2	1/1	1	46.0	53	24	22	9	29	16	2	7	203	.280	2	2	0	2	1
TOTAL	3.35	7-2	15	8	2	1/1	1	46.0	53	24	22	9	29	16	2	7	203	.280	2	2	0	2	1

## Hallie Mitchell

Year	avg	gp-gs	ab	r	h	2b	3b	hr	rbi	tb	slg%	bb	hbp	so	gdp	ob%	sf	sh	sb-att	po	a	e	fld%
2022	.333	19-4	6	10	2	0	0	0	1	2	.333	0	0	2	0	.286	1	0	1-2	14	3	0	1.000
TOTAL	.333	19-4	6	10	2	0	0	0	1	2	.333	0	0	2	0	.286	1	0	1-2	14	3	0	1.000

## Vanessa Nesby

Year	avg	gp-gs	ab	r	h	2b	3b	hr	rbi	tb	slg%	bb	hbp	so	gdp	ob%	sf	sh	sb-att	po	a	e	fld%
2021	.286	35-0	7	14	2	1	1	0	1	5	.714	0	0	2	0	.286	0	0	2-2	4	0	2	.667
2022	.500	30-3	10	10	5	0	0	0	0	5	.500	3	0	2	0	.615	0	0	2-2	15	0	0	1.000
TOTAL	.412	65-3	17	24	7	1	1	0	1	10	.588	3	0	4	0	.500	0	0	4-4	19	0	2	.905

## Stephanie Schoonover

Year	avg	gp-gs	ab	r	h	2b	3b	hr	rbi	tb	slg%	bb	hbp	so	gdp	ob%	sf	sh	sb-att	po	a	e	fld%
2022	.000	1-1	0	0	0	0	0	0	0	0	.000	0	0	0	0	.000	0	0	0-0	1	3	0	1.000
TOTAL	.000	1-1	0	0	0	0	0	0	0	0	.000	0	0	0	0	.000	0	0	0-0	1	3	0	1.000

Year	era	w-l	app	gs	cg	sho	sv	ip	h	r	er	bb	so	2b	3b	hr	bf	bavg	wp	hbp	bk	sfa	sha
2022	4.45	5-2	15	11	3	3/0	0	44.0	35	31	28	38	43	10	0	1	207	.219	3	6	0	1	2
TOTAL	4.45	5-2	15	11	3	3/0	0	44.0	35	31	28	38	43	10	0	1	207	.219	3	6	0	1	2



# Individual Career History



## Rylea Smith

Year	avg	gp-gs	ab	r	h	2b	3b	hr	rbi	tb	slg%	bb	hbp	so	gdp	ob%	sf	sh	sb-att	po	a	e	fld%
2020	.420	24-24	88	29	37	6	1	0	30	45	.511	2	0	12	1	.424	2	0	7-8	12	0	4	.750
2021	.308	52-45	133	35	41	5	0	3	17	55	.414	12	0	21	0	.366	0	0	1-2	29	1	1	.968
2022	.340	38-37	103	23	35	3	0	0	7	38	.369	7	0	9	0	.382	0	5	2-4	25	1	1	.963
TOTAL	.349	114-106	324	87	113	14	1	3	54	138	.426	21	0	42	1	.386	2	5	10-14	66	2	6	.919

## Tatum Spangler

Year	avg	gp-gs	ab	r	h	2b	3b	hr	rbi	tb	slg%	bb	hbp	so	gdp	ob%	sf	sh	sb-att	po	a	e	fld%
2019	.188	41-9	16	8	3	1	0	0	3	4	.250	1	0	4	0	.222	1	1	0-0	17	3	3	.870
2020	.286	21-19	49	13	14	5	0	1	4	22	.449	4	1	8	1	.352	0	1	1-1	7	5	0	1.000
2021	.351	58-53	151	37	53	12	2	2	23	75	.497	7	0	24	0	.366	6	7	3-5	87	10	7	.933
2022	.222	33-16	54	10	12	2	0	0	9	14	.259	0	1	8	0	.236	0	1	3-3	16	5	1	.955
TOTAL	.304	153-97	270	68	82	20	2	3	39	115	.426	12	2	44	1	.330	7	10	7-9	127	23	11	.932

Year	era	w-l	app	gs	cg	sho	sv	ip	h	r	er	bb	so	2b	3b	hr	bf	bavg	wp	hbp	bk	sfa	sha
2019	3.73	4-1	10	4	2	1/1	0	20.2	20	11	11	12	17	4	1	0	99	.238	4	3	0	0	0
2020	4.94	0-1	7	3	0	0/1	0	11.1	10	10	8	7	12	1	0	2	55	.227	2	2	0	1	1
2021	2.44	4-3	9	6	1	0/1	0	28.2	22	13	10	10	25	4	0	1	127	.200	2	5	0	1	1
2022	0.68	6-0	11	0	0	0/0	0	31.0	21	5	3	11	31	10	0	1	123	.188	0	0	0	0	0
TOTAL	2.44	14-5	37	13	3	1/3	0	91.2	73	39	32	40	85	19	1	4	404	.209	8	10	0	2	2

## Miranda Stoddard

Year	avg	gp-gs	ab	r	h	2b	3b	hr	rbi	tb	slg%	bb	hbp	so	gdp	ob%	sf	sh	sb-att	po	a	e	fld%
2020	.333	18-7	21	7	7	2	0	1	8	12	.571	5	2	4	0	.483	1	0	0-0	13	14	4	.871
2021	.207	57-55	135	25	28	4	0	8	26	56	.415	21	2	28	1	.321	1	5	2-2	48	103	10	.938
2022	.267	39-38	90	21	24	6	0	8	28	54	.600	7	1	25	0	.323	1	5	2-3	29	65	9	.913
TOTAL	.240	114-100	246	53	59	12	0	17	62	122	.496	33	5	57	1	.338	3	10	4-5	90	182	23	.922

Year	era	w-l	app	gs	cg	sho	sv	ip	h	r	er	bb	so	2b	3b	hr	bf	bavg	wp	hbp	bk	sfa	sha
2020	4.20	2-0	7	2	1	0/0	1	16.2	18	11	10	3	11	3	0	6	72	.261	1	0	0	0	0
2021	3.17	4-0	19	3	0	0/1	2	53.0	70	30	24	9	23	9	0	5	236	.318	3	1	0	1	5
2022	3.52	5-4	18	12	4	1/0	1	61.2	70	33	31	9	30	13	0	8	266	.283	2	6	0	3	1
TOTAL	3.46	11-4	44	17	5	1/1	4	131.1	158	74	65	21	64	25	0	19	574	.295	6	7	0	4	6

## Kennedy Sullivan

Year	avg	gp-gs	ab	r	h	2b	3b	hr	rbi	tb	slg%	bb	hbp	so	gdp	ob%	sf	sh	sb-att	po	a	e	fld%
2022	.290	34-22	62	11	18	5	0	4	17	35	.565	5	0	15	0	.338	1	1	0-0	2	2	0	1.000
TOTAL	.290	34-22	62	11	18	5	0	4	17	35	.565	5	0	15	0	.338	1	1	0-0	2	2	0	1.000

Year	era	w-l	app	gs	cg	sho	sv	ip	h	r	er	bb	so	2b	3b	hr	bf	bavg	wp	hbp	bk	sfa	sha
2022	4.15	2-1	13	2	0	0/0	0	27.0	26	22	16	8	18	4	0	8	117	.252	1	3	0	1	2
TOTAL	4.15	2-1	13	2	0	0/0	0	27.0	26	22	16	8	18	4	0	8	117	.252	1	3	0	1	2

## Erica Thulen

Year	avg	gp-gs	ab	r	h	2b	3b	hr	rbi	tb	slg%	bb	hbp	so	gdp	ob%	sf	sh	sb-att	po	a	e	fld%
2021	.000	24-0	2	11	0	0	0	0	1	0	.000	2	0	1	0	.500	0	0	3-3	0	0	0	.000
2022	.500	16-0	2	7	1	1	0	0	0	2	1.000	0	0	1	0	.500	0	0	0-0	0	0	0	.000
TOTAL	.250	40-0	4	18	1	1	0	0	1	2	.500	2	0	2	0	.500	0	0	3-3	0	0	0	.000



# Individual Career History



Margaret Tobias

Year	avg	gp-gs	ab	r	h	2b	3b	hr	rbi	tb	slg%	bb	hbp	so	gdp	ob%	sf	sh	sb-att	po	a	e	fld%
2022	.244	34-13	45	11	11	0	0	0	1	11	.244	0	0	7	0	.244	0	0	1-3	20	26	3	.939
TOTAL	.244	34-13	45	11	11	0	0	0	1	11	.244	0	0	7	0	.244	0	0	1-3	20	26	3	.939