



2022 KENTUCKY SOFTBALL | WEEK 10 | @ #6 ARKANSAS

UK Communications & PR | 338 Lexington Ave, Lexington, KY, 40506 | www.UKathletics.com
Softball Contact: Chris Shoals | Office: (859) 257-8437 | Cell: (513) 312-2489 | cmsh223@uky.edu
Twitter: @UKSoftball, @UKCoachLawson, @UKAthletics

2022 SCHEDULE/RESULTS

NO. 8/12 KENTUCKY PLAYS AT NO. 7/6 ARKANSAS

Date	Opponent	Time/Result
Feb. 10	vs. Wisconsin \$	W, 5-2
Feb. 11	vs. Michigan St. \$	W, 7-0
Feb. 11	vs. #24/RV Liberty \$	W, 3-1
Feb. 12	vs. Iowa \$	W, 11-3 (5)
Feb. 13	vs. #13/11 Virginia Tech \$	L, 6-1
Feb. 18	vs. UC Santa Barbara @	W, 23-0 (5)
Feb. 18	vs. Loyola-Marymount @	W, 7-6 (8)
Feb. 19	vs. Long Beach St. @	W, 5-0
Feb. 19	at #11/12 Arizona @	W, 7-6
Feb. 20	vs. UC Santa Barbara @	W, 11-1 (6)
Feb. 24	vs. Jacksonville #	W, 12-4 (5)
Feb. 24	at Florida Atlantic #	W, 7-3
Feb. 25	vs. Columbia #	W, 8-0 (6)
Feb. 26	vs. Long Island #	W, 10-2
March 3	#19 Michigan %	L, 8-0
March 4	Drake %	W, 10-5
March 4	#19 Michigan %	W, 9-2
March 5	Kent State %	W, 9-1 (6)
March 10	vs. Ohio ^	W, 16-8 (5)
March 11	vs. Buffalo ^	W, 7-0
March 11	vs. Valpo ^	W, 10-2 (5)
March 13	vs. Buffalo ^	Cancelled
March 16	at Miami (OH)	L, 7-5
March 18	at #3/4 Alabama*	L, 4-2
March 19	at #3/4 Alabama*	L, 3-2
March 20	at #3/4 Alabama*	W, 9-4
March 22	#1 Oklahoma [SEC Network]	L, 9-1 (6)
March 25	#18 Auburn*	W, 11-3 (6)
March 26	#18 Auburn* [SEC Network]	L, 6-3
March 27	#18 Auburn*	W, 5-4
March 29	Ohio State	L, 3-0
April 1	at #20/21 LSU*	W, 5-3
April 2	at #20/21 LSU* [ESPN]	W, 8-5
April 3	at #20/21 LSU*	W, 5-3
April 8	Ole Miss* [SEC Network]	L, 7-6
April 10	Ole Miss*(GM1) [SEC Network]	W, 6-2
April 10	Ole Miss*(GM2)	W, 8-2
April 12	at Louisville	W, 9-0 (5)
April 15	at #7/6 Arkansas*	7 p.m. ET
April 16	at #7/6 Arkansas* [ESPN2]	8 p.m. ET
April 17	at #7/6 Arkansas* [SEC Network]	2 p.m. ET
April 20	at Eastern Kentucky	6 p.m. ET
April 23	Missouri*	Noon ET
April 24	Missouri* [SEC Network]	7 p.m. ET
April 25	Missouri* [SEC Network]	7 p.m. ET
April 26	Northern Kentucky	6 p.m. ET
April 29	Mississippi State*	6 p.m. ET
April 30	Mississippi State* [SEC Network]	3 p.m. ET
May 1	Mississippi State*	1 p.m. ET
May 6	at South Carolina*	6 p.m. ET
May 7	at South Carolina*	2 p.m. ET
May 8	at South Carolina* [SEC Network]	Noon ET
May 10-14	2022 SEC Softball Tournament	Gainesville, Fla.
May 19-22	NCAA Regionals	Campus sites
Mat 26-29	NCAA Super Regionals	Campus Sites
June 2-10	2022 Women's College World Series	OKC

After a 9-0 win over in-state rivals Louisville and a no-hitter thrown by Stephanie Schoonover, the No. 8 Kentucky Softball team will travel west this weekend to face off against the No. 7/6 Arkansas Razorbacks for a three-game series at Bogle Park in Fayetteville, Arkansas beginning Friday and running through Easter Sunday.

Friday's game will be at 7 p.m. ET on SEC Network with Saturday's game at 8 p.m. ET on ESPN2 with Matt Schumacker and former Washington All-American, Danielle Lawrie on the call. Sunday's series finale has been moved up two hours to a Noon ET start from its originally-scheduled start time of 2 p.m. ET.

Kentucky and Arkansas are both in the top part of the Southeastern Conference standings, with the winner of this series guaranteed to leave the weekend with at least a share of the top spot of the SEC with Alabama. The Razorbacks are 30-7 this season with an SEC-leading conference record of 9-3 led by head coach Courtney Diefel in her sixth season at Arkansas.

The Wildcats won their 28th game of the season Tuesday night in Louisville to improve to 28-9. UK is 8-4 in the SEC, one game back of the Hogs for first place in the league standings. Kentucky's pitching staff leads the SEC with a team ERA of 3.24 in conference games only and trail the Razorbacks by .004 for the top spot in team batting average on the season in league games.

(7/6) ARKANSAS RAZORBACKS



2022 Record: 30-7, 9-3 SEC
Ranking: 7 (USA Today/NFCA) | 6 (ESPN.com/USA Softball) | NCAA RPI: 13
Coach: Courtney Diefel (California, 2003)
At ARK: 248-131 (6th year)
Career: 275-156 (7th year)

(8/12) KENTUCKY WILDCATS



2022 Record: 28-9, 8-4 SEC
Ranking: 8 (USA Today/NFCA) | 12 (ESPN.com/USA Softball) | NCAA RPI: 16
Coach: Rachel Lawson (UMass, 1994)
At Kentucky: 523-304, 163-177 SEC (15th year)
Career: 615-389 (17th year)

CAT SCRATCHES

* Rachel Lawson is in her 15th season at the helm of the UK softball program and already ranks as the winningest head coach in school history. 2021 was her 12th-straight 30-win season with UK, not counting the COVID-shortened 2020 season.

* 2022 marks the 12th-straight year that Rachel Lawson, Kristine Himes and Molly Belcher will make up the full-time coaching staff. It is the longest-tenured coaching staff in the UK Athletics Department, and the longest in SEC Softball.

* Kayla Kowalik led all power-five players with a .495 batting average a season ago, finishing second in the NCAA for that category. It was a new single-season UK record for highest BA.

* Alexia Lacatena pitched for the Italian National Team during the Tokyo 2020 Olympic games. Lacatena pitched at least 1.2 innings in four of the five games Team Italy played, including not allowing a run in two innings against Team USA on July 20. She did not allow more than two runs in any performance in the circle and recorded seven strikeouts during the event.

* Brittany Cervantes (UK, 2012) is currently Kentucky's Director of Operations and played for Team Mexico in the 2020 Tokyo games. Cervantes hit .333 with a HR and two RBI with five hits, the second most of any Mexican player.

* For the 10th-straight year, Kentucky is ranked in both the NFCA and USA Softball polls to start the season.

All times Eastern and subject to change; Home games in bold; * denotes SEC games; \$ denotes 2021 Northern Lights Southern Nights (Leesburg, Fla.); @ denotes 2022 Hillenbrand Invitational (Tucson, Ariz.); # denotes StrikeOut Cancer Classic (Boca Raton, Fla.); % denotes John Cropp Classic (Lexington, Ky.); ^ denotes 2022 Bluegrass Classic (Lexington, Ky.).



2022 KENTUCKY SOFTBALL | WEEK 10 | @ #6 ARKANSAS

2022 KENTUCKY ALPHABETICAL ROSTER

No.	Name	Position	Class/EXP	Bats/Throws	Hometown (High School/Last College)
4	Renee Abernathy	Outfield	Sr.	L/L	Springfield, Ill./Sacred Heart Griffin HS
14	Jaci Babbs	Outfield	Sr.	L/R	Sturgis, Ky./Union Co. HS
25	Emmy Blane	Infield	Jr.	R/R	Hopkinsville, Ky./Christian Co. HS
10	Jenna Blanton	Outfield	Fr.	L/R	Chapel Hill, Tenn./Forrest HS
24	Emma Boitnott	Outfield	Sr.	R/R	Normal, Ill./Normal West HS
21	Erin Coffel	Infield	So.	R/R	Bremen, Ind./Bremen HS
3	Taylor Ebbs	Outfield	Fr.	L/R	Keizer, Ore./McNary HS
64	Ella Emmert	C	Fr.	R/R	Lexington, Ky./Lexington Catholic HS
6	Victoria Fragoso	Infield	So.	R/R	La Mirada, Calif./Orange Lutheran HS
17	Sloan Gayan	P/UTL	Jr.	R/R	Ottawa, Ill./Ottawa Township HS
42	Izzy Harrison	P/UTL	Fr.	R/R	Franklin, Ind./Franklin Community HS
77	Meeko Harrison	Infield	So.	L/R	Fontana, Calif./Etiwanda HS
9	Lauren Johnson	Outfield	Sr-5	L/R	Owensboro, Ky./Davies Co. HS
99	Kayla Kowalik	Catcher	Sr.	L/R	New Braunfels, Texas/St. John Paul II HS
35	Alexia Lacatena	P/UTL	Fr.	R/R	Stanhope, N.J./Lenape Valley Regional HS
00	Hallie Mitchell	C/UTL	Fr.	L/R	Forsyth, Ill./Maroa-Forsyth HS
11	Vanessa Nesby	Outfield	So.	L/R	Corona, Calif./Santiago HS
23	Stephanie Schoonover	P/UTL	So.	R/R	Dothan, Ala./Rehobeth HS
19	Rylea Smith	UTL	Jr.	L/R	St. Louis, Mo./Parkway North HS
5	Tatum Spangler	P/UTL	Sr.	L/L	Henderson, Nevada/Coronado HS
1	Miranda Stoddard	P/UTL	Jr.	R/R	Anaheim, Calif./Orange Lutheran HS
8	Kennedy Sullivan	P/UTL	Sr.	R/R	Georgetown, Ky./Western KY University
20	Erica Thulen	UTL	So.	R/R	Erie, Ill./Erie-Prophetstown HS
12	Margaret Tobias	Infield	Fr.	L/R	Urbandale, Iowa/Dowling Catholic HS

2022 KENTUCKY NUMERICAL ROSTER

No.	Name	Position	Class/EXP	Bats/Throws	Hometown (High School/Last College)
00	Hallie Mitchell	C/UTL	Fr.	L/R	Forsyth, Ill./Maroa-Forsyth HS
1	Miranda Stoddard	P/UTL	Jr.	R/R	Anaheim, Calif./Orange Lutheran HS
3	Taylor Ebbs	Outfield	Fr.	L/R	Keizer, Ore./McNary HS
4	Renee Abernathy	Outfield	Sr.	L/L	Springfield, Ill./Sacred Heart Griffin HS
5	Tatum Spangler	P/UTL	Sr.	L/L	Henderson, Nevada/Coronado HS
6	Victoria Fragoso	Infield	So.	R/R	La Mirada, Calif./Orange Lutheran HS
8	Kennedy Sullivan	P/UTL	Sr.	R/R	Georgetown, Ky./Western KY University
9	Lauren Johnson	Outfield	Sr-5	L/R	Owensboro, Ky./Davies Co. HS
10	Jenna Blanton	Outfield	Fr.	L/R	Chapel Hill, Tenn./Forrest HS
11	Vanessa Nesby	Outfield	So.	L/R	Corona, Calif./Santiago HS
12	Margaret Tobias	Infield	Fr.	L/R	Urbandale, Iowa/Dowling Catholic HS
14	Jaci Babbs	Outfield	Sr.	L/R	Sturgis, Ky./Union Co. HS
17	Sloan Gayan	P/UTL	Jr.	R/R	Ottawa, Ill./Ottawa Township HS
19	Rylea Smith	UTL	Jr.	L/R	St. Louis, Mo./Parkway North HS
20	Erica Thulen	UTL	So.	R/R	Erie, Ill./Erie-Prophetstown HS
21	Erin Coffel	Infield	So.	R/R	Bremen, Ind./Bremen HS
23	Stephanie Schoonover	P/UTL	So.	R/R	Dothan, Ala./Rehobeth HS
24	Emma Boitnott	Outfield	Sr.	R/R	Normal, Ill./Normal West HS
25	Emmy Blane	Infield	Jr.	R/R	Hopkinsville, Ky./Christian Co. HS
35	Alexia Lacatena	P/UTL	Fr.	R/R	Stanhope, N.J./Lenape Valley Regional HS
42	Izzy Harrison	P/UTL	Fr.	R/R	Franklin, Ind./Franklin Community HS
64	Ella Emmert	C	Fr.	R/R	Lexington, Ky./Lexington Catholic HS
77	Meeko Harrison	Infield	So.	L/R	Fontana, Calif./Etiwanda HS
99	Kayla Kowalik	Catcher	Sr.	L/R	New Braunfels, Texas/St. John Paul II HS

2022 COACHING & SUPPORT STAFF

Head Coach: Rachel Lawson (15th season)
Associate Head Coach: Kristine Himes (15th season)
Assistant Coach: Molly Belcher (12th season)
Director of Operations: Brittany Cervantes (3rd season)
Director of Video Analytics: Tyler Cope (3rd season)
Graduate Manager: CJ Leighton (5th season)
Athletic Trainer: Bri Papotto (9th season)
Equipment Manager: Myles Poole (6th season)
SID: Chris Shoals (7th season)

PRONUNCIATION GUIDE

RENEE Abernathy ... Ruh-NAY
 Erin **COFFEL** ... COFF (Like cough) - ULL
 Sloan **GAYAN** ... GAY-an
 Victoria **FRAGOSO** ... FROG-Oh-so
 Kayla **KOWALIK** ... Kuh-Wall-ICK
 Alexia **LACATENA** ... La-kuh-TEN-uh
RYLEA Smith ... Ry-lee
MEEKO Harrison ... MEE-Ko
 Stephanie **SCHOONOVER** ... SKOON-over
 Margaret **TOBIAS** ... Toe-By-Us
KRISTINE Himes ... Kris-TEEN



2022 KENTUCKY SOFTBALL | WEEK 10 | @ #6 ARKANSAS

WEEKLY SCHEDULE FOR UK SOFTBALL TEAM

MONDAY - 11	TUESDAY - 12	WEDNESDAY - 13	THURSDAY - 14	FRIDAY - 15	SATURDAY - 16	SUNDAY - 17
NCAA OFF DAY	#8 Kentucky at Louisville W, 9-0 (5)	Practice: 1-5pm ET John Cropp Stadium	Fly to Fayetteville, Arkansas Practice at Arkansas 5pm CT	#8 Kentucky at #6 Arkansas 7 p.m. ET SEC Network+	#8 Kentucky at #6 Arkansas 8 p.m. ET ESPN2	#8 Kentucky at #6 Arkansas Noon ET SEC Network

2022 QUICK FACTS

GENERAL INFORMATION

Location:Lexington, Kentucky
 Founded:1865
 Enrollment:30,000
 Nickname: Wildcats
 Colors: Blue and White
 Conference: Southeastern
 President: Dr. Eli Capilouto
 Athletic Director: Mitch Barnhart

COACHING/SUPPORT STAFF

Head Coach: Rachel Lawson
 Alma mater:UMass, 1994
 Years at UK:15th Year
 Record at UK:523-304, 163-177 SEC
 Career record:615-389 (17th Year)
Assistant Coach: Kristine Himes
 Alma mater:..... Ohio State, 2003
 Years at UK:.....15th Year
Assistant Coach: Molly Belcher
 Alma mater: Kentucky, 2010
 Years at UK:.....12th Year
Director of Operations: Brittany Cervantes
 Alma mater:..... Kentucky, 2012
 Years at UK in Role:.....Third Year

TEAM INFORMATION

2021 Record:43-16
 2021 SEC record:13-11
 2021 SEC Finish:T-4th
 2021 NCAA Finish:..... NCAA Super Regionals
 Final Ranking:16/15
 Letterwinners:16 returning, 4 lost
 Starters6 returning, 3 lost
 Pitchers3 returning, 3 lost
 Newcomers:7

STADIUM INFORMATION

Stadium: John Cropp Stadium (2013)
 Capacity:2,117
 Dimensions:..... L-200, C-220, R-200

ATHLETIC COMMUNICATIONS AND PR

Contact: Chris Shoals
 Office Phone:859.257.8437
 Mobile Phone:513.312.2489
 Email:..... cmsh223@uky.edu

Who Coaches Where on Offense?

On third base - Kristine Himes (12th year coaching third base; 15th on staff; Offensive Coordinator)

On first base - Molly Belcher (12th year coaching first base; 12th on staff)

In dugout - Rachel Lawson (pitch caller, substitutions)

About John Cropp Stadium

- * Built: April of 2013
- * CF - 220
- * Lines - 200
- * Full Capacity - 2,117

Hosting Is Tradition

2021 was Kentucky's fifth-straight year earning a national seed, and the seventh time ever.

UK also has hosted regionals in 2013, 2014, 2016, 2017, 2018 and 2019.

The Wildcats have won all seven of its hosted NCAA Regionals.

Making a SUPER Deal of History

Schools that have made at least 8 Super Regional appearances in the last 10 NCAA Division I Softball Tournaments: Alabama, Arizona, Florida, Florida State, Kentucky, Oklahoma, Oregon, Washington.

Magic Number Four

Kentucky is 83-7 (.922) since the start of the 2020 season when it scores at least four runs.

First Inning Success

In 2022, UK is outscoring its opponents 42-20 in the first inning, and has scored in the opening frame in 16 of 37 games.

Hillenbrand Invitational Champs

Kentucky went 5-0 at the 2022 Hillenbrand Invitational, with two wins over UC Santa Barbara, and single wins each over #11 Arizona, Long Beach State and Loyola-Marymount. UK outscored its opposition 53-13 and picked up its first top-25 win of the season in a 7-6 win over Arizona on its home field.

23 Runs Setting the New School Record

Kentucky set a new school record against UC Santa Barbara with 23 runs scored as the Wildcats helped Rachel Lawson pick up her 500th win at the head of the Kentucky dugout. The Wildcats scored those 23 runs on 20 hits from 11 different players, including home runs from Kayla Kowalik, Lauren Johnson, Meeko Harrison and Victoria Frago.

MEDIA INFORMATION

Credentials

All media credential requests should be submitted at least 24 hours prior to home games through UK Communications & Public Relations contact Chris Shoals. Credentials can be picked up at the Joe Craft Center in the Media Relations office.

Media Services/Interviews

During games, media will be provided with a media guide as well as notes. Final results are available following each game. For fax service, please contact a member of the UK Media Relations Office. Phones are made available on a first-come, first-serve basis in the press box. Interviews with players and coaches are done in an informal manner on the field following each game. For assistance in locating any member of the UK team, find Chris Shoals for help. For assistance with opposing players and coaches, please see the opposing SID.

Practice Interviews

Head coach Rachel Lawson is available for interviews weekday mornings as well as immediately after practice. Her office is located at the Soccer/Softball Offices. Team practices take place from 1-4 p.m., daily during the season. All practices take place at John Cropp Stadium and are subject to change based on class schedules and travel as well as game schedules. Interviews with coaches and/or players are after practice and phone interviews may be arranged. Advance notice is requested for all interviews. Please arrange all interviews through the UK Media Relations Office and softball contact Chris Shoals.



NATIONAL RANKINGS [APRIL 12]

ESPN.com/USA Softball Poll

Table with 4 columns: #, Team, Record, Previous. Lists top 25 teams including Oklahoma, Alabama, Virginia Tech, Florida State, UCLA, Arkansas, Oklahoma State, Northwestern, Florida, Arizona State, Duke, Kentucky, Georgia, Tennessee, Washington, Clemson, Oregon, Texas, Auburn, UCF, Oregon State, Michigan, LSU, and Notre Dame.

RV: Mississippi State (28), South Florida (20), Arizona (12), Nebraska (11), Missouri (8), San Diego State (5), USC Upstate (5), Illinois (4), Louisiana (4), Utah (1)

USA Today/NFCA Softball Poll

Table with 4 columns: #, Team, Record, Previous. Lists top 25 teams including Oklahoma, Virginia Tech, Alabama, Florida State, UCLA, Oklahoma State, Arkansas, Kentucky, Florida, Northwestern, Washington, Duke, Arizona State, Georgia, Tennessee, Clemson, Oregon, Texas, Auburn, UCF, LSU, Michigan, Notre Dame, Stanford, and Arizona.

RV: Oregon State (38), Missouri (29), USC Upstate (17), Mississippi State (4), Nebraska (4), USF (4), Louisiana (2), San Diego State (2)

Kentucky in the Polls USA Softball NFCA

Table with 3 columns: Date, USA Softball, NFCA. Shows Kentucky's ranking in various polls from Preseason to May 17.

Kowalik Breaks School Record for Career Runs Scored

Kayla Kowalik led off the top of the third with a double to left center against LIU on Feb. 26, and after a Rylea Smith sacrifice bunt, Lauren Johnson doubled to left-center field to score Kowalik and break the school record for most runs scored with 174.

New Videoboard at John Cropp Stadium

Big Blue Nation will notice a new videoboard at John Cropp Stadium in 2022. The videoboard was installed in the winter of 2021-22 and will be in use for the 2022 season. It was made and designed by FORMETCO, the same company that made the videoboard inside Memorial Coliseum.

Kowalik's New 2022 Lid

Kayla Kowalik was surprised with a new catcher's mask prior to the 2022 home opener vs. Michigan. It features:

- * Texas state flag (hometown is New Braunfels, Texas)
* American flag (symbolizing her being an All-American)
* Blue checkerboard (UK pattern of Excellence)
* Spedometer to symbolize her speed
* 99 (her uniform number)
* .500 (her 2021 regular season batting average)
* Chin strap - lyrics to her walk-out song
* OKC star for the end point of the WCWS
* Social justice



Pitching Depth Will Carry The Day

Kentucky will be using a variety of pitchers for the 2022 season. Already UK this season has:

- * 7 pitchers with 15+ innings
* 6 pitchers with 2+ wins
* 6 pitchers with 10+ appearances
* 5 pitchers with at least 1 complete game

Kentucky in Tuscaloosa

Kentucky's 9-4 win over Alabama on March 20 tied the most runs scored against Alabama at Rhoads Stadium (nine) in program history (also done on May 5, 2013, a 9-5 victory).

It was also Kentucky's largest win against Alabama at Rhoads Stadium (five runs) in program history (also done on May 4, 2013, a 5-0 victory).

Kentucky's RPI Breakdown By The Numbers

Kentucky is currently ranked No. 16 in the NCAA RPI. Below are some important elements to the RPI that tell Kentucky's tale:

- * Best current win: Alabama (1)
* Worst current loss: Miami (91)
* Quad 1 record: 7-7
* Quad 2 record: 6-1
* Quad 3 record: 5-1
* Quad 4 record: 10-0
* Games remaining in Quad 1: 3 games
* Games remaining in Quad 2: 9 games
* Games remaining in Quad 3: 0 games
* Games remaining in Quad 4: 2 games
* Strength of Schedule: 12
* Average RPI win: 98
* Average RPI loss: 22
* Conference RPI: 1 (SEC)

Quad 1: 1-25; Quad 2: 25-50; Quad 3: 51-100; Quad 4: 100+

Kentucky Sells Out Oklahoma Game, Sets New Attendance Record

Kentucky sold out its midweek game against Oklahoma on March 22, when a stadium-capacity crowd of 2,117 fans showed up to watch the Wildcats and Sooners. It was the largest crowd to ever watch a regular-season game in the history of John Cropp Stadium and the first-ever regular-season sellout in program history.



2022 KENTUCKY SOFTBALL | WEEK 10 | @ #6 ARKANSAS

2022 TEAM LEADERS

Hitting

BATTING AVERAGE

Erin Coffel, Kayla Kowalik (.417)
Lauren Johnson (.373)
Rylea Smith (.356)

AT-BATS

Kayla Kowalik (120)
Lauren Johnson (118)
Erin Coffel (108)

RUNS

Kayla Kowalik (37)
Lauren Johnson (36)
Renee Abernathy (27)

HITS

Kayla Kowalik (50)
Erin Coffel (45)
Lauren Johnson (44)

DOUBLES

Kayla Kowalik, Taylor Ebbs (7)
Miranda Stoddard, Lauren Johnson (6)

TRIPLES

Lauren Johnson (4)
Kayla Kowalik (2)
Renee Abernathy/Taylor Ebbs, Alexia Lacatena (1)

HOME RUNS

Erin Coffel (12)
Renee Abernathy (10)
Miranda Stoddard (6)

RBI

Erin Coffel (46)
Renee Abernathy (35)
Lauren Johnson (29)

SLUGGING PCT.

Erin Coffel (.815)
Renee Abernathy (.745)
Taylor Ebbs (.607)

Pitching

ERA

Alexia Lacatena (2.84)
Miranda Stoddard (3.30)

STRIKEOUTS

Stephanie Schoonover (41)
Miranda Stoddard (30)
Alexia Lacatena (29)

Renee Abernathy's Week vs. Okla, AU

Renee Abernathy hit a home run in every game this week as Kentucky played No. 1 Oklahoma and won its series with No. 18 Auburn. Abernathy became the third player to hit a HR off of Jordy Bahl this season on Tuesday night and then had walk-off homers against Auburn on Friday and Sunday to help seal the series. The Springfield, Illinois native hit .500 on the week with 12 RBI, six hits and five runs scored. The four-game streak for Abernathy is a new high for consecutive homers hit in a row.

She was named the SEC Co-Player of the Week for this on March 29.

Spangler Sparkles at Tiger Park

Tatum Spangler picked up the win in the circle for all three of Kentucky's wins at No. 20 LSU.

On the weekend, she pitched a total of nine innings, allowing just one run and securing the first sweep of LSU in Baton Rouge by UK since 2016.

Spangler struck out a new career-high seven batters in Friday's game, recorded 2.1 scoreless innings Saturday in UK's come-from-behind win, and closed out the series with the final 1.1 innings pitched to secure the sweep.

The senior in total for the four-game week, including vs. Ohio St. in the midweek, threw 14.0 of her season's 18.2 innings pitched, allowing just one run and striking out 12 batters.

Kayla Kowalik in the UK Record Books

	Kowalik	UK Record
Hits	247	285
Batting Avg.	.419	.389
Triples	21	21*
Walks	87	131
Runs Scored	194	185*
Total Bases	362	454
Stolen Bases	62	84

* = Kowalik holds record

Schoonover No-Hits Louisville in "Battle of the Bluegrass"

Stephanie Schoonover threw her second no-hitter of the season on Tuesday, April 12 as Kentucky run-ruled Louisville with a 9-0 win in five innings at Ulmer Stadium.

Schoonover needed just 66 pitches and faced only one over the minimum in the game, as she had two walks and a double play.

It was Kentucky's second-straight win in the series with the Cards, and Kentucky now leads the overall series, 22-20.

2022 MISC. STATS

Multi-Hit Games	2	3	4	5+	Total
Erin Coffel	12	2	-	-	14
Kayla Kowalik	10	3	1	-	14
Lauren Johnson	6	5	-	-	11
Renee Abernathy	8	1	-	-	9
Rylea Smith	6	1	1	-	8
Taylor Ebbs	5	-	-	-	5
Miranda Stoddard	5	-	-	-	5
Emmy Blane	4	-	-	-	4
Kennedy Sullivan	3	-	-	-	3
Meeko Harrison	2	-	-	-	2
Margaret Tobias	1	-	-	-	1
Tatum Spangler	1	-	-	-	1
Victoria Fragoso	1	-	-	-	1
Vanessa Nesby	1	-	-	-	1
Alexia Lacatena	1	-	-	-	1

TEAM 66 12 2 0 80

Multi-RBI Games	2	3	4	5+	Total
Erin Coffel	8	2	1	2	13
Renee Abernathy	3	2	1	2	8
Kayla Kowalik	4	3	-	-	7
Miranda Stoddard	2	1	2	1	6
Taylor Ebbs	6	-	-	-	6
Kennedy Sullivan	4	2	-	-	6
Lauren Johnson	3	-	1	1	5
Meeko Harrison	4	-	-	-	4
Emmy Blane	2	1	1	-	4
Alexia Lacatena	2	-	-	-	2
Victoria Fragoso	-	-	1	-	1
Tatum Spangler	1	-	-	-	1

TEAM 39 11 7 6 63

Hitting Streaks	Longest	Current
Kayla Kowalik	21	2
Erin Coffel	10	2
Renee Abernathy	10	1
Lauren Johnson	7	2
Kennedy Sullivan	7	-
Taylor Ebbs	6	1
Miranda Stoddard	4	-
Rylea Smith	4	1
Alexia Lacatena	4	-
Emmy Blane	4	3
Tatum Spangler	3	-
Jaci Babbs	3	-
Margaret Tobias	3	-
Victoria Fragoso	2	-
Vanessa Nesby	2	-
Meeko Harrison	2	2

Reach Base Streaks	Longest	Current
Kayla Kowalik	21	2
Erin Coffel	16	2
Renee Abernathy	12	12
Taylor Ebbs	9	1
Kennedy Sullivan	7	-
Lauren Johnson	7	6
Rylea Smith	7	1
Miranda Stoddard	6	-
Emmy Blane	5	3
Alexia Lacatena	4	-
Meeko Harrison	3	2



2022 KENTUCKY SOFTBALL | WEEK 10 | @ #6 ARKANSAS

Coffel in SEC Play

In SEC play this season in 12 games against #3 Alabama, #18 Auburn, #20 LSU and Ole Miss, Erin Coffel has:

- * Hitting a team-best .429
- * 8 XBH (4 2B, 4 HR)
- * 12 RBI
- * Scored a team-leading 13 runs
- * 2-2 on stolen bases
- * 4 walks
- * Game-winning 3-run home run in T8th at LSU

Kentucky and Arkansas Series History

Overall: Arkansas leads, 33-26

Lawson vs. Diefel: 7-3

Lawson vs. Arkansas: 17-13

Series Notes

- * Last Kentucky series win: 2017
- * Last Arkansas series win: 2019
- * Last Kentucky series win in Fayetteville: 2016
- * Last 5 games: Arkansas leads, 3-2
- * Last series sweep: Kentucky, 2017, Lexington

Kentucky Sweeps #20 LSU

Kentucky picked up an SEC sweep over LSU to open the month of April for the 2022 season. Here are some stats from the weekend set:

- * UK outscored LSU 11-3 in the 6th, 7th and 8th inning
- * Tatum Spangler won all three games in the circle
- * Kentucky pitching struck out 19 LSU batters
- * Five UK players had 3+ hits in the series
- * Kentucky hit .302 for the series with six XBH
- * UK's first road sweep of LSU since 2016

SWEEPing Away Bad Results

Kentucky was not swept in a single SEC series during 2021, despite having the most difficult schedule rotation of the three rotations last year. This marks the first time in program history UK has gone an entire SEC season without being swept.

WHEN WAS THE LAST TIME

A Kentucky hitter:

- Hit 2 extra base hits ... Kayla Kowalik (2B, HR vs. Ole Miss) 4/10/22
- Hit 3 extra base hits Kayla Kowalik (2B, 3B, HR vs. NC Central) . . . 2/23/21
- Hit 2 home runs Erin Coffel (HR, HR vs. Jacksonville) 2/24/22
- Hit a Grand Slam Renee Abernathy (vs. Auburn) 3/25/22
- Scored 4 runs Kayla Kowalik (vs. UC Santa Barbara) 2/20/22
- Had 5+ RBI Erin Coffel (5 at Louisville) 4/12/22
- Had 4+ RBI Erin Coffel (5 at Louisville) 4/12/22
- Had 4 walks Abbey Cheek at Alabama - 4) 4/28/19
- Had 2 stolen bases Erin Coffel (2 - at Arizona) 2/19/22
- Hit for the cycle Brooke Marnitz (vs. Indiana State) 2/25/06
- Hit an inside-the-park HR Renee Abernathy (vs. Buffalo) 3/10/22

A Kentucky fielder:

- Had 15 putouts Griffin Joiner (vs. South Carolina - 15) 4/18/15
- Had 7 assists Katie Reed (vs. Texas A&M - 8) 4/14/18

A Kentucky pitcher:

- Had 10 strikeouts Meagan Prince (14 - at UT Martin) 4/27/17
- Pitched a one-hitter Grace Baalman (vs. Auburn) 4/21/19
- Pitched a no-hitter Stephanie Schoonover (at Louisville) 4/12/22
- Pitched a perfect game Chanda Bell (vs. Austin Peay - Game 1) 4/6/11
- Rachel Riley (vs. Austin Peay - Game 2) 4/6/11

An Opponent hitter:

- Hit 2 extra base hits Jocelyn Alo (Oklahoma, HR, HR) 3/22/22
- Hit 2 home runs Jocelyn Alo (Oklahoma, HR, HR) 3/22/22
- Scored 4 runs Celene Funke (Louisville - 4) 4/17/19
- Had 5 RBI Saige Pye (Marshall - 7) 3/12/20
- Had 3 walks Amanda Lorenz (Florida) 4/16/17
- Had 3 strikeouts M. Hackbarth (Arizona State - 4) 2/15/20
- Had 2 stolen bases Bella Loonis (Arizona State - 2) 2/15/20

An Opponent pitcher:

- Had 10 strikeouts Lexie Handley (Ohio St - 11) 3/29/22
- Pitched a one hitter Alexis Osorio (Alabama) 3/31/18
- Pitched a no-hitter Kelly Barnhill (Florida) 3/9/18

Bold = Event happened in 2022

TRACKING KENTUCKY'S EXTRA-BASE HITS IN 2022 AND CAREER

Player	Doubles 2022 (career)	Triples 2022 (career)	Home Runs 2022 (career)	Totals 2022 (career)
Lauren Johnson	6 (34)	4 (12)	4 (11)	14 (59)
Renee Abernathy	5 (15)	1 (3)	10 (23)	16 (42)
Jaci Babbs	0 (2)	0 (0)	0 (0)	0 (2)
Kayla Kowalik	5 (29)	2 (21)	3 (15)	10 (65)
Tatum Spangler	1 (18)	0 (1)	0 (3)	1 (22)
Miranda Stoddard	6 (11)	0 (0)	6 (14)	12 (24)
Rylea Smith	3 (14)	0 (0)	0 (3)	3 (18)
Emma Boltmott	0 (0)	0 (0)	0 (0)	0 (0)
Emmy Blane	3 (3)	0 (0)	2 (2)	5 (5)
Erin Coffel	7 (14)	0 (1)	12 (28)	19 (43)
Victoria Fragoso	0 (0)	0 (0)	1 (1)	1 (1)
Meeko Harrison	1 (1)	0 (0)	1 (2)	2 (3)
Vanessa Nesby	0 (1)	0 (1)	0 (0)	0 (2)
Erica Thulen	1 (1)	0 (0)	0 (0)	1 (1)
Stephanie Schoonover	0 (0)	0 (0)	0 (0)	0 (0)
Jenna Blanton	0 (0)	0 (0)	0 (0)	0 (0)
Taylor Ebbs	7 (7)	1 (1)	5 (5)	13 (13)
Ella Emmert	0 (0)	0 (0)	0 (0)	0 (0)
Izzy Harrison	0 (0)	0 (0)	0 (0)	0 (0)
Alexia Lacatena	1 (1)	1 (1)	0 (0)	2 (2)
Hallie Mitchell	0 (0)	0 (0)	0 (0)	0 (0)
Margaret Tobias	0 (0)	0 (0)	0 (0)	0 (0)
Kennedy Sullivan	5 (5)	0 (0)	4 (4)	8 (8)
TOTALS	51 (156)	9 (41)	48 (111)	110 (313)



2022 KENTUCKY SOFTBALL | WEEK 10 | @ #6 ARKANSAS

WINS OVER TOP-25 TEAMS RACHEL LAWSON ERA

The Breakdown
Total wins over top 25: 121
Total wins over top 10: 58
Total wins over top 5: 33

Date	Opponent	Score
4/3/22	at #20 LSU	5-3
4/4/22	at #20 LSU	9-3
4/11/22	at #20 LSU	9-3
3/27/22	vs. #18 Auburn	5-4
3/25/22	vs. #18 Auburn	11-3
3/20/22	at #3 Alabama	9-4
3/17/22	vs. #19 Michigan	9-2
3/19/22	at #11 Arizona	7-6
4/23/21	vs. #17 LSU	7-5
4/11/21	vs. #20 Georgia	11-3 (5)
4/3/21	at #18 Tennessee	4-3
3/29/21	vs. #3 Alabama	5-4 (8)
3/28/21	vs. #3 Alabama	4-2
3/15/21	at #5 Florida	4-2 (9)
5/10/19	vs. #7 Minnesota	8-0 (5)
4/28/19	vs. #17 Ole Miss	3-2 (13)
4/26/19	at #3 Alabama	4-1
4/22/19	vs. #14 Auburn	7-0
4/21/19	vs. #14 Auburn	7-3
4/21/19	vs. #14 Auburn	7-0
4/14/19	at #5 LSU	3-2
4/5/19	vs. #17 Ole Miss	11-4
3/30/19	at #13 Arkansas	16-2
5/10/19	at #11 South Carolina	7-5
5/10/19	at #11 South Carolina	11-2
5/8/19	at #11 South Carolina	5-0
2/17/19	vs. No. 23 James Madison (N)	6-1
2/16/19	vs. No. 19 Oregon (N)	12-3 (5)
2/14/18	at No. 1 Oregon	8-4
6/6/18	vs. No. 12 South Carolina	8-4
4/14/18	vs. No. 12 South Carolina	7-5
4/27/18	at No. 6 Tennessee	9-8 (8)
4/15/18	vs. No. 6 Georgia	4-3
4/15/18	at No. 9 Texas A&M	4-2
3/31/18	vs. No. 16 Alabama	11-6
3/18/18	vs. No. 8 LSU	2-0
4/17/18	vs. No. 8 LSU	4-1
4/10/17	vs. No. 23 South Carolina	7-3
4/30/17	vs. No. 4 Texas A&M	7-4
4/29/17	vs. No. 4 Texas A&M	7-2
4/16/17	vs. No. 3 Florida	5-1
4/15/17	at No. 24 Ole Miss	1-0
3/25/17 (2)	vs. No. 2 Arkansas	7-5
3/25/17 (1)	vs. No. 22 Arkansas	2-1
3/24/17	vs. No. 22 Arkansas	2-1
3/19/17	at No. 16 Georgia	2-1
3/17/17	vs. No. 15 Michigan	5-1
3/17/17	at No. 3 UCLA	2-1 (11)
2/22/16	vs. No. 25 Utah	4-0
4/22/16	at No. 4 Alabama	3-2
4/17/16	vs. No. 18 Missouri	3-2
4/15/16	vs. No. 18 Missouri	7-0
4/11/16	at No. 8 LSU	2-0
4/10/16	at No. 8 LSU	3-0
4/9/16	at No. 8 LSU	1-0
2/15/16	at No. 22 Arizona State	6-0
2/13/16	vs. No. 4 Oregon (N)	8-6
2/12/16	vs. No. 25 Notre Dame (N)	10-7
5/17/15	at No. 16 Notre Dame	4-3
4/16/15	vs. No. 5 Alabama	7-2
4/15/15	vs. No. 1 LSU	3-1
3/27/15	vs. No. 1 LSU	3-1
3/8/15	at No. 20 Texas A&M	3-2
2/19/15	vs. No. 10 Arizona	3-2
2/18/15	at No. 5 Florida State	3-2
2/29/14	vs. No. 6 La.-Lafayette	4-1
2/25/14	at No. 3 UCLA	7-1
2/25/14	at No. 3 UCLA	7-3
2/25/14	vs. No. 25 James Madison	2-1
2/8/14	vs. No. 7 Tennessee	4-3 (9)
4/27/14	vs. No. 8 Tennessee	2-0
4/15/14	vs. No. 18 Texas A&M	5-2
4/14/14	vs. No. 18 Texas A&M	1-0
3/30/14	vs. No. 21 Auburn	4-2 (10)
3/15/14	at No. 16 Missouri	8-7 (8)
3/15/14	at No. 16 Missouri	3-2
2/16/14	vs. No. 15 Texas	6-5
2/14/14	vs. No. 15 Texas	6-4
2/7/14	vs. No. 2 Oklahoma	5-4 (10)
5/5/13	at No. 7 Alabama	9-5 (8)
5/2/13	at No. 7 Alabama	5-0
4/27/13	vs. No. 11 Missouri	5-2
4/24/13	vs. No. 11 Missouri	5-1
4/12/13	vs. No. 3 Florida	4-2
3/13/13	vs. No. 25 North Carolina	18-0
2/15/13	vs. No. 16 Washington (N)	3-2
2/15/13	vs. No. 20 Stanford (N)	3-1
2/8/13	vs. No. 3 Cal (N)	3-2 (9)
5/6/12	vs. No. 22 LSU	1-0
5/5/12	vs. No. 22 LSU	2-1
4/29/12	at No. 2 Florida	4-3 (8)
4/27/12	at No. 2 Florida	2-0
4/13/12	vs. No. 10 Georgia	4-0
4/13/12	vs. No. 10 Georgia	4-0
4/13/12	at No. 9 Tennessee	5-2
3/24/12	at No. 18 Auburn	5-2
3/23/12	at No. 18 Auburn	8-4 (8)
2/28/11	vs. No. 5 California	8-0 (5)
2/22/11	at No. 2 Michigan	7-5
5/20/11	vs. No. 21 Notre Dame (N)	8-0 (5)
5/7/11	vs. No. 23 Auburn	10-2 (6)
4/3/11	vs. No. 5 Florida	9-2
4/2/11	vs. No. 5 Florida	9-2
3/18/11	at No. 25 LSU	6-1
3/13/11	vs. No. 7 Tennessee	5-4 (10)
3/11/11	vs. No. 7 Tennessee	9-0 (5)
5/21/10	vs. No. 22 Ohio State (N)	9-0 (5)
4/17/10	at No. 3 Florida	6-5
3/27/10	vs. No. 7 Georgia	5-3
3/16/10	vs. No. 5 Alabama	4-2
3/11/10	at No. 5 Arizona State	5-2
5/7/09	vs. No. 7 Georgia (N)	2-0
4/18/09	vs. No. 12 Tennessee	6-5
3/7/09	at No. 19 LSU	6-5 (8)
3/15/08	at No. 6 Tennessee	2-1 (8)

Home: 51 | Away: 45 | Neutral: 19 | SEC: 27

2022 UK HONORS

Kayla Kowalik
- Preseason All-SEC
- Preseason D1 Softball All-America

Renee Abernathy
- SEC Player of the Week (3/29)

Erin Coffel
- Preseason All-SEC
- SEC Player of the Week (2/21/22)

Lauren Johnson
- Northern Lights/Southern Nights All-Tourney Tm
- #SCTop10 catch vs. Buffalo (#3) on March 10

Miranda Stoddard
- Northern Lights/Southern Nights All-Tourney Tm

Tatum Spangler
- D1 Softball Pitcher of the Week (4/4/22)

GAME NOTES (CONT'D)

Abernathy Goes Inside the Park
Kentucky outfielder Renee Abernathy hit the first inside-the-park home run at Kentucky since 2014, when she touched all four against Buffalo on March 10 in the Bluegrass Classic. The ball carried to the top of the wall, bounced vertically, and then came down into the field of play as she was rounding second base. She scored standing up and helped UK to a 7-0 win over the Bulls. The only other inside-the-park HR in UK history was Sylver Samuel against DePaul in the 2014 NCAA Regional final (Game 6).

The Tenured Trio
2022 marks the 12th-straight year that Rachel Lawson, Kristine Himes and Molly Belcher will make up the full-time coaching staff. It is the longest-tenured coaching staff in the UK Athletic Department, and the longest in SEC Softball. The previous longest-tenured staff prior to 2021 was Tennessee.

UK'S RECORD WHEN ...

	All	SEC
One-run game	3-2	1-2
Single game	14-9	6-4
First of Day	7-0	1-0
Second of Day	7-0	1-0
Home	10-5	4-2
Away	7-3	4-2
Neutral	11-1	0-0
vs. Kentucky schools	1-0	0-0
vs. Top 10	1-3	1-2
vs. Top 25	9-6	6-3
UK scores first	19-1	5-1
UK scores 0-2 runs	0-6	0-2
UK scores 3-5 runs	6-2	3-1
UK scores 6-9 runs	13-1	4-1
UK scores 10+ runs	9-0	1-0
Opp. scores first	8-8	3-3
Opp. scores 0-2 runs	13-0	2-0
Opp. scores 3-5 runs	10-3	6-2
Opp. scores 6-9 runs	3-6	0-2
Opp. scores 10+ runs	0-0	0-0
UK has 3 or fewer hits	0-1	0-0
UK has 4-6 hits	3-5	1-2
UK has 7-9 hits	6-3	2-2
UK has 10+ hits	19-0	5-0
Opp. has 3 or fewer hits	8-0	0-0
Opp. has 4-6 hits	7-2	2-1
Opp. has 7-9 hits	11-4	6-3
Opp. has 10+ hits	1-3	0-0
UK has no errors	13-0	5-0
UK has 1 error	7-7	1-3
UK has 2+ errors	8-2	2-1
Leading or tied after 4 innings	24-2	6-1
Leading or tied after 5 innings	26-1	6-1
Leading or tied after 6 innings	19-0	6-0
Trailing after 4 innings	4-7	2-3
Trailing after 5 innings	2-8	2-3
Trailing after 6 innings	2-9	2-4
Extra-inning games	2-0	1-0
Walk-off's (7+ innings only)	2-0	1-0
UK hits a double	26-3	8-3
UK hits a triple	5-1	1-0
UK hits a home run	22-5	7-3
UK has 4+ extra base hits	14-1	3-1
UK steals a base	20-3	5-2
UK steals 2+ bases	10-0	2-0
In February	13-1	0-0
In March	9-7	3-3
In April	6-1	5-1
In May	0-0	0-0
On Monday	0-0	0-0
On Tuesday	1-2	0-0
On Wednesday	0-1	0-0
On Thursday	4-1	0-0
On Friday	9-2	2-2
On Saturday	8-2	1-2
On Sunday	6-1	5-0



GAME NOTES (CONTINUED FROM PAGE 7)

Kentucky Wins FAU Strikeout Cancer Classic

Kentucky went 4-0 at the 2022 FAU Strikeout Cancer classic, winning all four games by four or more runs. The Wildcats outscored their opposition 37-9 and had a pair of run-rule wins. UK picked up its fourth shutout of the season in an 8-0 win over Columbia and has now won three-straight tournaments in Boca Raton, Florida. (2017, 2021, 2022).

Coffel Goes Yard 4x in One Weekend

Sophomore Erin Coffel tied her own school record with six RBI in a single game at the FAU Strikeout Cancer Classic, as she hit .416 and clubbed four home runs in four games. Coffel also tied the school record which she already held by hitting two home runs in a game, as she had two bombs and six driven in against Jacksonville in UK's weekend opener. All told, the Bremen, Indiana native hit four HR's on the week with 11 runs batted in and five extra-base hits. All of Coffel's hits this weekend were extra-base hits.

No-No #1 From Schoonover

Stephanie Schoonover threw a no-hitter as the sophomore went 5.0 innings allowing no runs on no hits, with seven strikeouts as UK beat UC Santa Barbara 23-0 to open the Hillenbrand Invitational hosted by the University of Arizona. The no-hitter is the first in the history of Schoonover's time at UK.

Lawson Gets to 500

Kentucky Softball head coach Rachel Lawson recorded her 500th win as the head coach of Kentucky Softball in a 23-0 win over UC Santa Barbara. She is the first-ever coach to get to 500 wins at Kentucky and continues to add to her program-record win total.

Erin Coffel Wins First-Career SEC Player of the Week

Erin Coffel won the SEC Player of the Week award for the first time in her career Monday afternoon, Feb. 21. Coffel hit .692 on the weekend as Kentucky went 5-0 at the 2022 Hillenbrand Invitational. The Bremen, Indiana native had nine hits in 13 at bats with three multi-hit games, a four multi-RBI games, and a home run against Loyola-Marymount to tie the game at 5-5 in the bottom of the fifth inning. Coffel went 3-for-4 with a run scored in UK's upset win over No. 11 Arizona on its home field, while also stealing a career-high two bases in the game.

Stoddard and Johnson All-Tourney

UK's Lauren Johnson and Miranda Stoddard were named to the inaugural Northern Lights/Southern Nights All-Tournament Team on Monday, Feb. 14.

Lauren Johnson led Kentucky in hitting with a .500 average, four runs scored, eight hits, three triples and six RBI to lead all Wildcats. Johnson's weekend put her at the top of the UK offense in batting average, hits, triples and RBI after the first five games of the season.

Miranda Stoddard finished the weekend 2-1 in the circle with a 1.66 ERA thanks to a complete-game win over Wisconsin and a win in relief against Liberty. Stoddard allowed only three earned runs in 12.2 innings in the circle and struck out six batters.

Four on 2021 NFCA All-Region Teams

Kayla Kowalik was named the first team catcher, with both Erin Coffel (SS) and Autumn Humes (P) voted to the second team. Outfielder Renee Abernathy was named third team by the coaches in the region who voted on the awards.

Top-Five Cats

Kentucky finished in a tie for fifth in the SEC in 2021. It's the fifth time in UK history UK has finished fifth or higher in the SEC (2000, 2012, 2014, 2016, 2019 and 2021). It's the first time UK has done it on this schedule rotation since this format was adopted in 2010.

Kentucky Dental

Rachel Lawson has coached two UK players at Kentucky who have opened up their own dental practices in the Bluegrass. Megan (Aull) Witt and Rachel Riley both run their own practices now. Additionally, Katie Reed (UK short-stop, 2019), is currently attending Dental School at the University of Pittsburgh.

Wildcats Picked Eighth in SEC By League Coaches

- 2022 SEC Softball Preseason Coaches' Poll
1. Alabama (7) 138
2. Florida (3) 131
3. Arkansas (2) 124
4. Tennessee (1) 103
5. Missouri 97
6. LSU 93
7. Georgia 78
8. Kentucky 78
9. Ole Miss 47
10. Texas A&M 41
11. Auburn 36
12. Mississippi St. 35
13. South Carolina 13



2022 KENTUCKY SOFTBALL | WEEK 10 | @ #6 ARKANSAS

2022 SEC STANDINGS

School	SEC	Pct.	All	Pct.	Home	Away	Neu.	Streak
Arkansas	9-3	.750	30-7	.811	18-3	7-2	5-2	W8
Alabama	10-5	.667	33-6	.846	15-3	10-3	8-0	L1
Kentucky	8-4	.667	28-9	.757	10-5	7-3	11-1	W3
Tennessee	8-6	.571	26-12	.684	11-3	7-3	8-6	L1
Georgia	7-5	.583	33-8	.805	25-4	3-4	5-0	W1
Mississippi State	7-5	.538	26-14	.650	21-6	4-6	1-2	L1
Florida	8-7	.533	31-9	.775	16-7	9-2	6-0	W1
Auburn	7-8	.467	29-9	.763	22-3	3-5	4-1	L5
Ole Miss	5-7	.417	29-11	.725	16-2	3-7	10-2	L2
LSU	5-7	.417	24-16	.600	18-7	4-6	2-3	L1
Missouri	4-7	.364	24-15	.615	9-5	4-6	11-4	W1
Texas A&M	3-9	.250	24-14	.632	20-6	2-5	2-3	W1
South Carolina	2-10	.167	23-18	.561	14-11	3-7	6-0	L1

- SEC Regular Season Champion; \$ - SEC Tournament Champion

SEC WEEKLY AWARDS

Feb. 14, 2022

Player of the Week: Haley Lee, Texas A&M
 Pitcher of the Week: Shelby Lowe (Auburn) and Ashley Rogers (Tennessee)
 Freshman of the Week: Lexie Delbrey (Florida)

Feb. 21, 2022

Player of the Week: Erin Coffel (Kentucky)
 Pitcher of the Week: Montana Fouts (Alabama)
 Freshman of the Week: Kendra Falby (Florida)

Feb. 28, 2022

Player of the Week: Makayla Packer (Auburn) and Casidy Chaumont (Missouri)
 Pitcher of the Week: Montana Fouts (Alabama)
 Freshman of the Week: Kendra Falby (Florida)

March 7, 2022

Player of the Week: Jayda Kennedy (Georgia)
 Pitcher of the Week: Maddie Penta (Auburn)
 Freshman of the Week: Kara Daly (Mizzou)

March 14, 2022

Player of the Week: Hannah Gammill (Arkansas)
 Pitcher of the Week: Mary Haff (Arkansas)
 Freshman of the Week: Raelin Chaffin (LSU)

March 21, 2022

Player of the Week: Danielle Gibson (Arkansas)
 Pitcher of the Week: Makinzy Herzog (Texas A&M)
 Freshman of the Week: Jessie Blaine (Auburn)

March 29, 2022

Player of the Week: Renee Abernathy (Kentucky) and Addison Purvis (Mississippi State)
 Pitcher of the Week: Anna Borgen (Ole Miss)
 Freshman of the Week: Kacie Hoffman (Arkansas)

April 5, 2022

Player of the Week: Kim Wert (Mizzou)
 Pitcher of the Week: Lexi Kilfoyl (Alabama)
 Freshman of the Week: Katie Dack (Texas A&M)

April 12, 2022

Player of the Week: Lacey Fincher (Georgia)
 Pitcher of the Week: Chenise Delce (Arkansas)
 Freshman of the Week: Lyndi Rae Davis (Georgia)

April 19, 2022

Player of the Week:
 Pitcher of the Week:
 Freshman of the Week:

April 26, 2022

Player of the Week:
 Pitcher of the Week:
 Freshman of the Week:

May 3, 2022

Player of the Week:
 Pitcher of the Week:
 Freshman of the Week:

May 10, 2022

Player of the Week:
 Pitcher of the Week:
 Freshman of the Week:

2021 SEC Postseason Awards:

Player of the Year: Bailey Hemphill (Alabama)
 Pitcher of the Year: Fouts (Alabama), Haff (Arkansas)
 Freshman of the Year: Jenna Laird (Missouri)
 Coach of the Year: Courtney Diefel (Arkansas)
 Scholar-Athlete of the Year: Cailin Hannon (Tennessee)

THE SEC IN THE 2021 NCAA TOURNAMENT

Top-Eight Seeds

- (3) Alabama (Clemson, Troy & Alabama St.)
- (4) Florida (USF, Baylor and South Alabama)
- (6) Arkansas (Stanford, SDSU and Manhattan)
- (7) LSU (Louisiana, McNeese, George Washington)
- (8) Missouri (UIC, UNI, Iowa State)

Regional No. 2 Seeds

- Georgia (Hosting #13 Duke, WKU, UNCG)
- Texas A&M (Oklahoma*, Wichita State, Morgan St.)
- Mississippi St. (Okla. St.*, Campbell, Boston U)
- Ole Miss (Arizona*, UMBC, Villanova)

Regional Hosts

- (9) Tennessee (Eastern KY, JMU, Liberty)
- (14) Kentucky (Notre Dame, Miami, Northwestern)



Katie Reed (2016-2019)



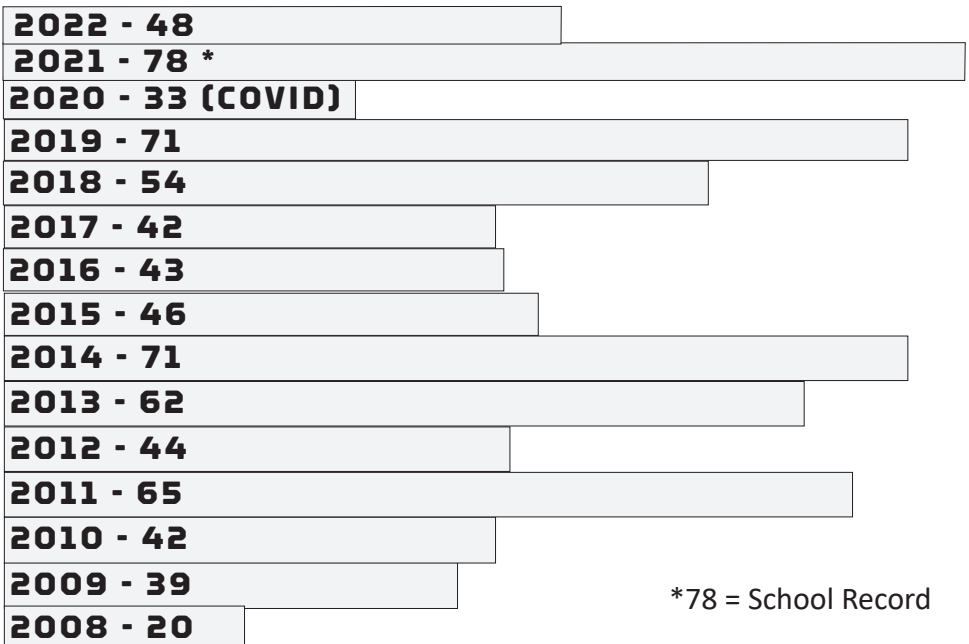
2022 KENTUCKY SOFTBALL | WEEK 10 | @ #6 ARKANSAS

SOUTHEASTERN CONFERENCE BREAKDOWN KENTUCKY'S HISTORY IN SEC ACTION

Team	Years of UK Series Victories	2022 Breakdown: 8-4
Mississippi State (9):	1998, 2002, 2009, 2010, 2011, 2013, 2014, 2016, 2018	at #3 Alabama (1-2) Game 1: L, 4-2 Game 2: L, 3-2 Game 3: W, 9-4
Auburn (5):	2000, 2001, 2009, 2012, 2022	#18 AUBURN (2-1) Game 1: W, 11-3 (6) Game 2: L, 6-3 Game 3: W, 5-4
Florida (3):	2000, 2011, 2012	
Georgia (2):	2000, 2012	
Tennessee (2):	2000, 2011	
Ole Miss (10):	2001, 2007, 2008, 2009, 2010, 2012, 2013, 2014, 2016, 2022	
South Carolina (9):	2001, 2006, 2009, 2010, 2011, 2012, 2013, 2016, 2018, 2019	at #20 LSU (3-0) Game 1: W, 5-3 Game 2: W, 8-5 (8) Game 3: W, 5-3
Arkansas (7):	2002, 2003, 2010, 2011, 2014, 2016, 2017	OLE MISS (2-1) Game 1: L, 7-6 Game 2: W, 6-2 Game 3: W, 8-2
Alabama (3):	2013, 2019, 2021	
LSU (6):	2012, 2015, 2016, 2017, 2018, 2022	
Missouri (3):	2014, 2016, 2017	
South Carolina (4):	2016, 2018, 2019, 2021	
Texas A&M (4):	2014, 2017, 2020, 2021	
Year:	UK's Series Captured that Season	
1997 (0):	-	
1998 (1):	Mississippi State	
1999 (0):	-	
2000 (4):	Auburn, Florida, Georgia, Tennessee	at Arkansas
2001 (3):	Auburn, Ole Miss, South Carolina	
2002 (2):	Arkansas, Mississippi State	Game 1: Game 2: Game 3:
2003 (1):	Arkansas	
2004 (0):	-	
2005 (0):	-	
2006 (1):	South Carolina	MISSOURI
2007 (1):	Ole Miss	
2008 (1):	Ole Miss	Game 1: Game 2: Game 3:
2009 (4):	Auburn, Mississippi State, Ole Miss, South Carolina	
2010 (4):	Arkansas, Mississippi State, Ole Miss, South Carolina	
2011 (5):	Arkansas, Mississippi State, Tennessee, Florida, South Carolina	MISSISSIPPI STATE
2012 (6*):	Auburn, Georgia, Ole Miss, Florida, LSU, South Carolina	Game 1: Game 2: Game 3:
2013 (4):	Ole Miss, Miss. State, South Carolina, Alabama	
2014 (5):	Mississippi State, Missouri, Texas A&M, Ole Miss, Arkansas	
2015 (1):	No. 1 LSU	
2016 (6*):	at South Carolina, Ole Miss, at Arkansas, at No. 8 LSU, No. 18 Missouri, vs. Mississippi State	at South Carolina
2017 (3):	Arkansas, at Missouri, vs. Texas A&M	Game 1: Game 2: Game 3:
2018 (2):	No. 8 LSU, No. 12 South Carolina	
2019 (3):	No. 11 South Carolina, Mississippi State, No. 14 Auburn, at No. 3 Alabama	
2020 (1):	(Only series played (COVID-19) Texas A&M	
2021 (3):	#3 Alabama, at Texas A&M, South Carolina	
2022 (3):	No. 18 Auburn, at #20 LSU, Ole Miss	

*=School Record of SEC series won in single season

KENTUCKY HOME RUN TRACKER UNDER COACH KRISTINE HIMES



*78 = School Record



2022 KENTUCKY SOFTBALL | WEEK 10 | @ #6 ARKANSAS

STARTING LINEUPS BY BATTING ORDER

Opponent	1	2	3	4	5	6	7	8	9
Wisconsin	Kowalik	Smith	Johnson	Coffel	Abernathy	Sullivan	Ebbs	Blane	Stoddard
Michigan State	Kowalik	Johnson	Coffel	Abernathy	Blane	Ebbs	Spangler	Stoddard	Smith
Liberty	Kowalik	Tobias	Johnson	Coffel	Abernathy	Blane	Ebbs	Lacatena	Smith
Iowa	Kowalik	Smith	Johnson	Coffel	Abernathy	Blane	Ebbs	Stoddard	Nesby
Virginia Tech	Kowalik	Smith	Johnson	Coffel	Abernathy	Sullivan	Ebbs	Blane	Tobias
UC Santa Barbara	Kowalik	Smith	Johnson	Coffel	Abernathy	Blane	Ebbs	Sullivan	Stoddard
Loyola-Marymount	Kowalik	Smith	Johnson	Coffel	Abernathy	Blane	Ebbs	Stoddard	Spangler
Long Beach State	Kowalik	Smith	Johnson	Coffel	Abernathy	Blane	Ebba	Sullivan	Tobias
Arizona	Kowalik	Smith	Johnson	Coffel	Ebbs	Blane	Abernathy	Stoddard	Spangler
UC Santa Barbara	Kowalik	Johnson	Coffel	Ebbs	Sullivan	Abernathy	Blane	Stoddard	Spangler
Jacksonville	Kowalik	Smith	Johnson	Coffel	Ebbs	Abernathy	Blane	Stoddard	Mitchell
Florida Atlantic	Kowalik	Ebbs	Johnson	Coffel	Abernathy	Stoddard	Blane	Spangler	Smith
Columbia	Kowalik	Ebbs	Johnson	Coffel	Abernathy	Sullivan	Blane	Stoddard	Lacatena
Long Island	Kowalik	Smith	Johnson	Coffel	Ebbs	Abernathy	Blane	Mitchell	Tobias
Michigan	Kowalik	Ebbs	Johnson	Coffel	Abernathy	Sullivan	Blane	Stoddard	Smith
Drake	Kowalik	Johnson	Smith	Coffel	Ebbs	Sullivan	Abernathy	Blane	Lacatena
Michigan	Kowalik	Johnson	Coffel	Ebbs	Sullivan	Abernathy	Blane	Stoddard	Spangler
Kent State	Kowalik	Johnson	Coffel	Sullivan	Ebbs	Abernathy	Blane	Stoddard	Smith
Ohio	Kowalik	Johnson	Ebbs	Sullivan	Abernathy	Blane	Stoddard	Tobias	Smith
Buffalo	Kowalik	Johnson	Ebbs	Sullivan	Abernathy	Blane	Stoddard	Tobias	Smith
Valpo	Kowalik	Johnson	Ebbs	Sullivan	Abernathy	Blane	Stoddard	Tobias	Smith
Miami (OH)	Kowalik	Johnson	Coffel	Sullivan	Abernathy	Ebbs	Blane	Stoddard	Tobias
Alabama (1)	Kowalik	Smith	Johnson	Coffel	Sullivan	Ebbs	Spangler	Blane	Stoddard
Alabama (2)	Kowalik	Johnson	Smith	Coffel	Stoddard	Ebbs	Blane	Lacatena	Spangler
Alabama (3)	Kowalik	Johnson	Ebbs	Coffel	Stoddard	Sullivan	Abernathy	Tobias	Smith
Oklahoma	Kowalik	Johnson	Sullivan	Coffel	Stoddard	Spangler	Ebbs	Blane	Smith
Auburn (1)	Kowalik	Smith	Johnson	Coffel	Abernathy	Stoddard	Harrison	Blane	Spangler
Auburn (2)	Kowalik	Smith	Johnson	Coffel	Abernathy	Stoddard	Harrison	Blane	Ebbs
Auburn (3)	Kowalik	Smith	Coffel	Abernathy	Harrison	Stoddard	Spangler	Blane	Johnson
Ohio St.	Kowalik	Smith	Coffel	Abernathy	Johnson	Stoddard	Harrison	Lacatena	Tobias
LSU (1)	Coffel	Smith	Kowalik	Abernathy	Johnson	Stoddard	Sullivan	Ebbs	Blane
LSU (2)	Kowalik	Smith	Coffel	Abernathy	Johnson	Stoddard	Sullivan	Ebbs	Blane
LSU (3)	Kowalik	Smith	Coffel	Abernathy	Johnson	Stoddard	Spangler	Ebbs	Blane
Ole Miss (1)	Kowalik	Smith	Coffel	Abernathy	Johnson	Stoddard	Sullivan	Ebbs	Blane
Ole Miss (2)	Kowalik	Smith	Coffel	Abernathy	Johnson	Stoddard	Ebbs	Sullivan	Blane
Ole Miss (3)	Kowalik	Smith	Coffel	Abernathy	Johnson	Stoddard	Ebbs	Harrison	Blane
Louisville	Kowalik	Smith	Coffel	Abernathy	Johnson	Stoddard	Ebbs	Sullivan	Blane
Arkansas (1)									
Arkansas (2)									
Arkansas (3)									
EKU									
Missouri (1)									
Missouri (2)									
Missouri (3)									
NKU									
Mississippi St (1)									
Mississippi St (2)									
Mississippi St (3)									
South Carolina (1)									
South Carolina (2)									
South Carolina (3)									



2022 KENTUCKY SOFTBALL | WEEK 10 | @ #6 ARKANSAS

STARTING LINEUPS BY POSITION

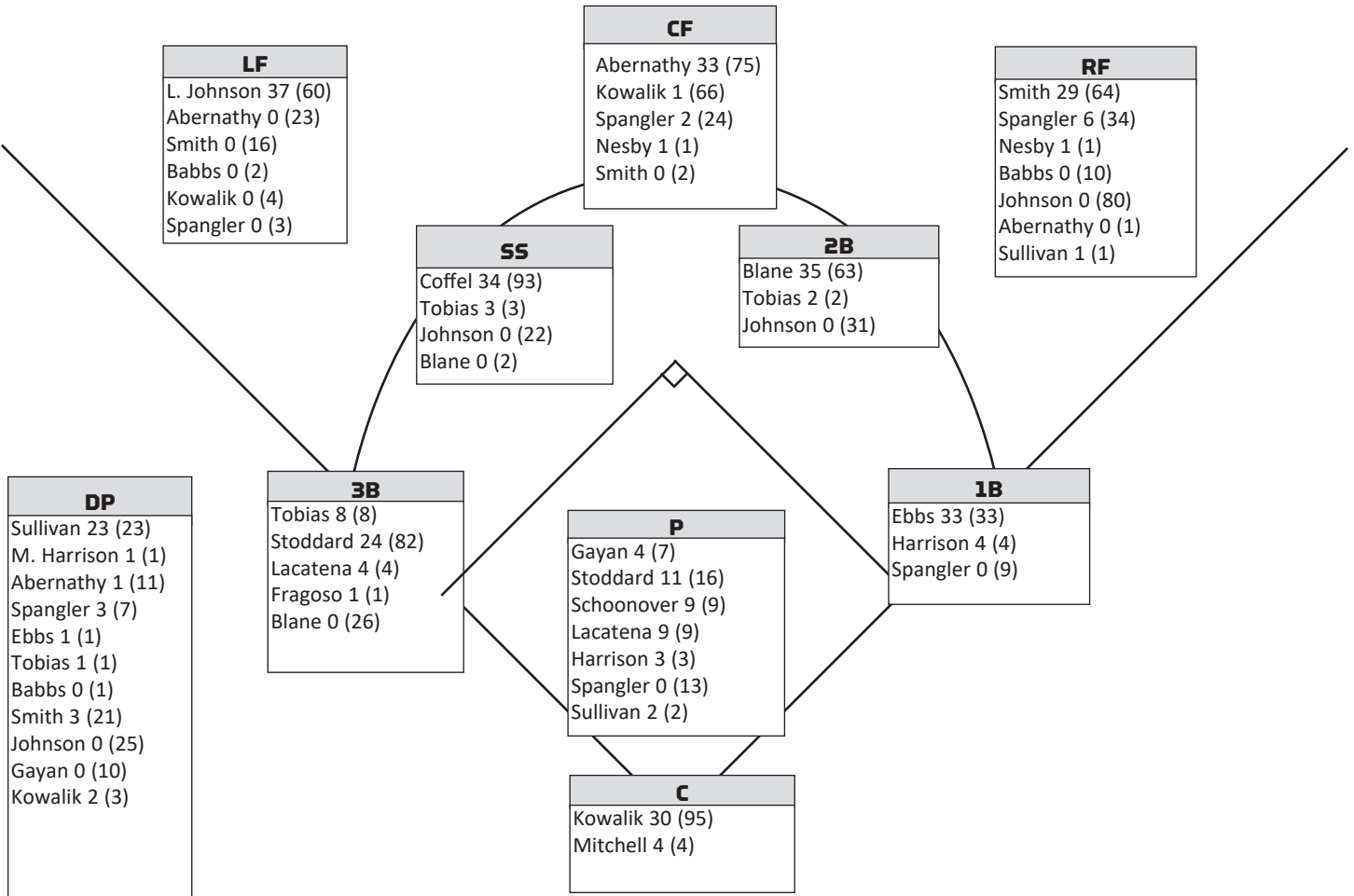
Opponent	C	1B	2B	3B	SS	LF	CF	RF	P
Wisconsin	Kowalik	Ebbs	Blane	Tobias	Coffel	Johnson	Abernathy	Smith	Stoddard
Michigan State	Kowalik	Ebbs	Blane	Stoddard	Coffel	Johnson	Abernathy	Spangler	Schoonover
Liberty	Mitchell	Ebbs	Blane	Tobias	Coffel	Johnson	Abernathy	Smith	Lacatena
Iowa	Kowalik	Ebbs	Blane	Stoddard	Coffel	Johnson	Abernathy	Smith	Gayan
Virginia Tech	Kowalik	Ebbs	Blane	Tobias	Coffel	Johnson	Abernathy	Smith	Stoddard
UC Santa Barbara	Kowalik	Ebbs	Blane	Stoddard	Coffel	Johnson	Abernathy	Smith	Schoonover
Loyola-Marymount	Kowalik	Ebbs	Blane	Tobias	Coffel	Johnson	Abernathy	Spangler	Stoddard
Long Beach St.	Kowalik	Ebbs	Blane	Tobias	Coffel	Johnson	Abernathy	Smith	Gayan
Arizona	Kowalik	Ebbs	Blane	Stoddard	Coffel	Johnson	Abernathy	Spangler	Schoonover
UC Santa Barbara	Kowalik	Ebbs	Blane	Stoddard	Coffel	Johnson	Abernathy	Spangler	Lacatena
Jacksonville	Mitchell	Ebbs	Blane	Stoddard	Coffel	Johnson	Kowalik	Smith	Gayan
Florida Atlantic	Kowalik	Ebbs	Blane	Stoddard	Coffel	Johnson	Abernathy	Spangler	Schoonover
Columbia	Kowalik	Ebbs	Blane	Stoddard	Coffel	Johnson	Abernathy	Sullivan	Lacatena
Long Island	Mitchell	Ebbs	Blane	Tobias	Coffel	Johnson	Abernathy	Smith	Stoddard
Michigan	Kowalik	Ebbs	Blane	Stoddard	Coffel	Johnson	Abernathy	Smith	Schoonover
Drake	Kowalik	Ebbs	Blane	Stoddard	Coffel	Johnson	Abernathy	Smith	Lacatena
Michigan	Kowalik	Ebbs	Blane	Tobias	Coffel	Johnson	Abernathy	Spangler	Stoddard
Kent St.	Kowalik	Ebbs	Blane	Stoddard	Coffel	Johnson	Abernathy	Smith	Harrison
Ohio	Kowalik	Ebbs	Blane	Stoddard	Tobias	Johnson	Abernathy	Smith	Lacatena
Buffalo	Kowalik	Ebbs	Blane	Fragoso	Tobias	Johnson	Abernathy	Smith	Stoddard
Valpo	Kowalik	Ebbs	Blane	Stoddard	Tobias	Johnson	Abernathy	Smith	Gayan
Miami (OH)	Kowalik	Ebbs	Blane	Tobias	Coffel	Johnson	Abernathy	Spangler	Stoddard
Alabama (1)	Kowalik	Ebbs	Blane	Stoddard	Coffel	Johnson	Spangler	Smith	Lacatena
Alabama (2)	Kowalik	Ebbs	Blane	Lacatena	Coffel	Johnson	Nesby	Smith	Stoddard
Alabama (3)	Kowalik	Ebbs	Tobias	Stoddard	Coffel	Johnson	Abernathy	Smith	Harrison
Oklahoma	Kowalik	Ebbs	Blane	Lacatena	Coffel	Johnson	Spangler	Smith	Stoddard
Auburn (1)	Kowalik	Harrison	Blane	Stoddard	Coffel	Johnson	Abernathy	Smith	Lacatena
Auburn (2)	Kowalik	Harrison	Blane	Stoddard	Coffel	Johnson	Abernathy	Smith	Schoonover
Auburn (3)	Kowalik	Harrison	Blane	Lacatena	Coffel	Johnson	Abernathy	Smith	Stoddard
Ohio State	Kowalik	Harrison	Tobias	Stoddard	Coffel	Johnson	Abernathy	Smith	Lacatena
LSU (1)	Kowalik	Ebbs	Blane	Stoddard	Coffel	Johnson	Abernathy	Smith	Sullivan
LSU (2)	Kowalik	Ebbs	Blane	Stoddard	Coffel	Johnson	Abernathy	Smith	Harrison
LSU (3)	Kowalik	Ebbs	Blane	Stoddard	Coffel	Johnson	Abernathy	Smith	Schoonover
Ole Miss (1)	Kowalik	Ebbs	Blane	Stoddard	Coffel	Johnson	Abernathy	Smith	Stoddard
Ole Miss (2)	Kowalik	Ebbs	Blane	Stoddard	Coffel	Johnson	Abernathy	Smith	Schoonover
Ole Miss (3)	Kowalik	Ebbs	Blane	Stoddard	Coffel	Johnson	Abernathy	Smith	Lacatena
Louisville	Kowalik	Ebbs	Blane	Stoddard	Coffel	Johnson	Abernathy	Smith	Schoonover
Arkansas (1)									
Arkansas (2)									
Arkansas (3)									
EKU									
Missouri (1)									
Missouri (2)									
Missouri (3)									
NKU									
Mississippi State (1)									
Mississippi State (2)									
Mississippi State (3)									
South Carolina (1)									
South Carolina (2)									
South Carolina (3)									



2022 STARTS BY BATTING ORDER

Player	1	2	3	4	5	6	7	8	9
Renee Abernathy	.	.	.	10	12	5	2	.	.
Jaci Babbs
Emmy Blane	1	9	10	8	7
Emma Boitnott
Erin Coffel	1	.	13	20
Taylor Ebbs	.	3	4	2	4	4	15	2	1
Ella Emmert
Victoria Fragoso
Izzy Harrison
Meeko Harrison	1	.	3	1	.
Lauren Johnson	.	12	16	.	8	.	.	.	1
Kayla Kowalik	35	.	1
Alexia Lacatena	3	2
Hallie Mitchell	1	2
Vanessa Nesby	1
Stephanie Schoonover
Rylea Smith	.	21	3	10
Tatum Spangler	1	3	2	6
Miranda Stoddard	3	12	3	11	3
Kennedy Sullivan	.	.	1	5	3	6	1	5	.
Erica Thulen
Margaret Tobias	.	1	4	5

STARTS BY POSITION IN 2022 (CAREER)





2022 KENTUCKY SOFTBALL | WEEK 10 | @ #6 ARKANSAS

2022 TEAM GAME-BY-GAME HITTING

Opponent	AB	R	H	RBI	2B	3B	HR	TB	BB	SB	CS	HBP	SAC	SFG	DP	K	PO	E	LOB	Avg
Wisconsin	27	5	8	5	0	1	0	10	0	0	0	0	0	0	0	8	21	0	4	.296
Michigan State	28	7	11	7	2	1	0	15	0	0	1	2	1	2	0	1	21	2	5	.345
Liberty	23	3	6	3	0	0	1	9	1	0	0	0	0	0	0	2	21	3	3	.321
Iowa	25	11	12	11	2	3	0	20	4	0	0	0	1	1	0	1	15	1	5	.359
Virginia Tech	21	1	4	1	0	1	0	6	1	0	0	0	1	0	0	8	18	1	4	.331
UC Santa Barbara	30	23	20	23	4	1	4	38	9	3	0	1	1	0	0	2	15	0	6	.396
LMU	29	7	10	7	1	0	1	14	4	1	0	1	0	3	0	5	24	0	9	.388
Long Beach State	25	5	5	5	2	0	1	10	4	1	0	1	0	0	0	4	21	1	6	.365
Arizona	35	7	12	7	2	0	2	20	0	2	0	0	0	0	0	3	21	3	7	.362
UC Santa Barbara	26	11	7	9	1	0	2	14	3	2	0	2	0	1	0	5	18	0	3	.353
Jacksonville	24	12	13	12	1	0	4	26	3	3	1	0	0	1	0	0	15	1	3	.369
Florida Atlantic	26	7	10	7	2	0	2	18	6	1	0	0	1	1	0	2	21	0	6	.370
Columbia	23	8	11	8	0	1	0	13	4	3	0	1	0	0	0	3	15	1	6	.377
Long Island	33	10	13	8	4	0	2	23	2	2	0	0	1	0	0	2	21	1	5	.379
Michigan	22	0	2	0	0	0	0	2	0	0	0	1	0	0	0	12	20	4	1	.363
Drake	29	10	11	10	1	0	1	15	5	0	0	0	1	0	0	2	21	2	7	.364
Michigan	26	9	8	6	1	0	2	15	5	1	0	0	1	0	0	1	21	1	6	.361
Kent State	27	9	12	7	3	0	1	18	1	0	1	3	0	0	0	3	18	2	4	.365
Ohio	30	16	16	13	2	0	2	24	1	0	2	1	0	1	0	2	15	0	3	.375
Buffalo	29	7	12	6	3	0	1	18	0	0	1	1	0	0	0	4	21	0	4	.377
Valpo	22	10	10	8	2	0	2	18	2	0	0	0	0	2	0	2	15	2	2	.380
Miami	28	5	8	5	0	0	1	11	4	0	1	0	0	1	0	5	18	1	7	.376
Alabama (1)	25	2	4	1	0	0	0	4	1	0	1	0	0	0	0	10	18	1	3	.367
Alabama (2)	28	2	7	2	1	0	1	11	2	0	0	0	0	0	0	7	18	1	7	.362
Alabama (3)	34	9	12	8	3	0	1	18	6	1	1	0	0	0	0	9	21	2	10	.361
Oklahoma	25	1	5	1	0	0	0	8	0	0	0	0	0	0	0	12	18	1	6	.356
Auburn (1)	25	11	12	10	2	0	1	17	5	1	0	0	1	1	0	2	18	1	5	.360
Auburn (2)	28	3	7	3	1	0	1	11	2	0	1	0	0	1	0	4	21	1	7	.356
Auburn (3)	30	5	8	4	1	0	2	15	0	0	1	0	0	1	0	9	21	0	7	.352
Ohio State	27	0	5	0	0	0	0	5	0	0	0	0	0	0	0	11	21	1	6	.347
LSU (1)	25	5	6	4	1	0	1	10	4	0	0	0	0	0	0	4	21	0	6	.344
LSU (2)	33	8	10	8	1	0	1	14	6	0	2	0	1	3	0	2	24	0	11	.342
LSU (3)	38	5	13	4	2	0	0	15	0	0	2	0	0	0	0	2	21	0	12	.342
Ole Miss (1)	27	6	5	6	1	0	3	15	1	0	0	0	0	0	0	7	21	5	1	.338
Ole Miss (2)	23	6	7	6	1	0	3	17	3	0	1	1	1	0	0	6	21	0	3	.337
Ole Miss (3)	28	8	11	8	3	1	1	19	6	0	0	0	2	0	0	5	21	3	10	.338
Louisville	22	9	9	9	1	0	3	19	2	0	1	0	0	1	0	2	15	0	2	.340



2022 KENTUCKY SOFTBALL | WEEK 10 | @ #6 ARKANSAS

2022 HOME RUN TRACKER

#	Player	Game#	Date	Opp.	Pitcher	On-base	Inning	Outs	Count	Score	Final
1.	Erin Coffel (1)	3	Feb 11	Liberty	Keeney	.1..	6	1	0-1	1-1	W, 3-1
2.	Lauren Johnson (1)	6	Feb 18	UC Santa Barbara	Mills, L.	.1..	1	0	2-0	1-0	W, 23-0
3.	Kayla Kowalik (1)	6	Feb 18	UC Santa Barbara	Bradford, A.	.1..	3	0	1-0	16-0	W, 23-0
4.	Meeko Harrison (1)	6	Feb 18	UC Santa Barbara	Bradford, A.	0..	4	1	2-0	18-0	W, 23-0
5.	Victoria Fragoso (1)	6	Feb 18	UC Santa Barbara	Bradford, A.	.1..	4	1	2-0	19-0	W, 23-0
6.	Erin Coffel (2)	7	Feb 18	Loyola Marymount	Hooks, S.	.1..	5	0	2-2	3-5	W, 7-6
7.	Kennedy Sullivan (1)	8	Feb 19	Long Beach State	Fernandez	.1..	2	1	1-0	1-0	W, 5-0
8.	Miranda Stoddard	9	Feb 19	Arizona	Bowen	.1..	4	1	1-1	1-2	W, 7-6
9.	Kenedy Sullivan (2)	9	Feb 19	Arizona	Bowen	.1..	5	2	0-0	5-4	W, 7-6
10.	Renee Abernathy (1)	10	Feb 20	UC Santa Barbara	Snyder, C.	...3	5	2	2-2	3-1	W, 11-1
11.	Taylor Ebbs (1)	10	Feb 20	UC Santa Barbara	Molina, A.	.1..	6	2	0-0	9-1	W, 11-1
12.	Erin Coffel (3)	11	Feb 24	Jacksonville	Harpe	..2.	1	1	0-0	0-0	W, 12-4
13.	Taylor Ebbs (1)	11	Feb 24	Jacksonville	Harpe	0..	1	1	1-0	3-0	W, 12-4
14.	Lauren Johnson (2)	11	Feb 24	Jacksonville	Whitty	* 0...	2	0	0-0	7-3	W, 12-4
15.	Erin Coffel (4)	11	Feb 24	Jacksonville	Whitty	..2.	4	1	3-1	8-3	W, 12-4
16.	Erin Coffel (5)	12	Feb 24	Florida Atlantic	Sacco	.1..	7	1	1-1	4-0	W, 7-3
17.	Renee Abernathy (2)	12	Feb 24	Florida Atlantic	Sacco	0..	7	1	3-2	6-0	W, 7-3
18.	Erin Coffel (6)	14	Feb 25	LIU	Buckner	.1..	3	1	0-0	3-0	W, 10-2
19.	Emmy Blane (1)	14	Feb 25	LIU	Smith	.1..	7	1	1-0	8-1	W, 10-2
20.	Kennedy Sullivan (3)	16	Mar 04	Drake	N. Timmons	..2.	6	1	2-2	7-3	W, 10-5
21.	Kennedy Sullivan (4)	17	Mar 04	Michigan	Beaubien	.1..	1	2	2-0	1-1	W, 9-2
22.	Miranda Stoddard (2)	17	Mar 04	Michigan	Derkowski	...3	3	2	0-0	3-1	W, 9-2
23.	Taylor Ebbs (2)	18	Mar 05	Kent St.	Scali	* 0...	2	0	1-1	0-1	W, 9-1
24.	Renee Abernathy (3)	19	Mar 10	Ohio	Coffelt, Kyl	..2.	2	2	2-0	6-3	W, 16-8
25.	Kayla Kowalik (2)	19	Mar 10	Ohio	Coffelt, Kyl	.1..	5	0	0-2	13-8	W, 16-8
26.	Renee Abernathy (4)	20	Mar 11	Buffalo	LUCYSHYN	.1..	5	2	0-0	5-0	W, 7-0
27.	Miranda Stoddard (3)	21	Mar 11	Valpo	Kowalski	..2.	3	1	1-0	4-0	W, 10-2
28.	Erin Coffel (7)	21	Mar 11	Valpo	Nietz	0..	5	2	2-2	9-2	W, 10-2
29.	Miranda Stoddard (4)	22	Mar 16	Miami	Vielstra	...3	4	1	1-1	5-5	L, 7-5
30.	Lauren Johnson (3)	24	Mar 19	Alabama	Kilfoyl	0..	1	1	1-0	0-0	L, 3-2
31.	Miranda Stoddard (5)	25	Mar 20	Alabama	Fouts	0..	2	1	1-1	0-0	W, 9-4
32.	Renee Abernathy (5)	26	Mar 22	Oklahoma	Bahl	0..	4	1	0-0	7-1	L, 9-1
33.	Renee Abernathy (6)	27	Mar 25	Auburn	K. Dismukes	...3	6	1	0-0	7-3	W, 11-3
34.	Renee Abernathy (7)	28	Mar 26	Auburn	M. Penta	.1..	4	0	1-0	0-6	L, 3-6
35.	Erin Coffel (8)	29	Mar 27	Auburn	S. Lowe	* 0...	4	0	0-0	0-3	W, 5-4
36.	Renee Abernathy (8)	29	Mar 27	Auburn	M. Penta	..2.	7	1	1-1	2-4	W, 5-4
37.	Erin Coffel (9)	31	Apr 01	at LSU	Sunseri	* 0...	1	0	0-1	0-0	W, 5-3
38.	Erin Coffel (10)	32	Apr 02	at LSU	Wickersham	..2.	8	0	1-0	5-5	W, 8-5
39.	Erin Coffel (11)	34	Apr 08	Ole Miss	A. Borgen	.1..	4	1	2-0	0-1	L, 6-7
40.	Lauren Johnson (4)	34	Apr 08	Ole Miss	A. Borgen	.1..	4	1	1-2	2-1	L, 6-7
41.	Miranda Stoddard (6)	34	Apr 08	Ole Miss	C. Riley	* 0...	7	0	0-2	4-7	L, 6-7
42.	Taylor Ebbs (3)	35	Apr 10	Ole Miss	S. Diederich	* 0...	3	0	0-0	0-0	W, 6-2
43.	Emmy Blane (2)	35	Apr 10	Ole Miss	S. Diederich	0..	3	1	1-2	1-0	W, 6-2
44.	Renee Abernathy (9)	35	Apr 10	Ole Miss	S. Diederich	0..	4	1	3-2	2-0	W, 6-2
45.	Kayla Kowalik (3)	36	Apr 10	Ole Miss	C. Riley	..2.	5	1	1-0	5-1	W, 8-2
46.	Erin Coffel (12)	37	Apr 12	at Louisville	Roby	..2.	1	0	0-2	0-0	W, 9-0
47.	Taylor Ebbs (4)	37	Apr 12	at Louisville	Roby	.1..	1	2	2-1	3-0	W, 9-0
48.	Renee Abernathy (10)	37	Apr 12	at Louisville	Booe	0..	4	2	3-1	8-0	W, 9-0

Solo	2-Run	3-Run	Grand Slams	Total Runs from Homers
16	18	9	4	96

RACHEL LAWSON

HEAD COACH - 15TH SEASON - ALL-TIME WINNINGEST HEAD COACH AT UK

When Rachel Lawson was named head coach of the University of Kentucky softball team in July 2007 she saw a program poised for success. She knew athletics director Mitch Barnhart and the rest of UK's administration would give her unwavering support, and most importantly she knew the Big Blue Nation would provide the home-field advantage necessary for her team to compete in the Southeastern Conference.

Entering her 15th season as UK's head coach in 2021, Lawson's vision for the UK softball program has become a realization. The winningest head coach in program history has not only led UK to its first-ever appearance in the Women's College World Series, eight NCAA Super Regionals the last 10 seasons, including a program-best 50 wins in 2014, but UK's administration come through on their promise and commitment to softball by providing Lawson with one of the nation's greatest collegiate softball facilities in the \$9.5 million John Cropp Stadium.

She became the first coach in program history to eclipse 400 wins at Kentucky against Utah on Feb. 15 in a 13-2 win over Utah at the inaugural ESPN St. Pete/Clearwater Elite Invitational Presented by Wilson.

In 2014, Lawson guided Kentucky to the Women's College World Series behind 50 wins. The Wildcats also set single-season records in at-bats, runs scored, doubles, home runs, RBI, total bases, walks, fielding percentage, putouts, lowest ERA and strikeouts. UK, which advanced to the program's first SEC Tournament Championship, started the season with a program-best 12 straight wins.

Seven of the last eight full seasons, Lawson has led the Wildcats to a national seed in the NCAA Tournament. The school's first-ever national seed was in 2013 - and UK hosted an NCAA Regional for the first time ever. Kentucky, which has made the NCAA Tournament each of the last 12 seasons, is one of just 16 schools nationally to claim that honor.

In 2019, Kentucky had one of its best offensive seasons ever - setting the school record for runs scored, batting average, on-base percentage, slugging and trying the program best with 71 home runs. Abbey Cheek was named the 2019 SEC Player of the Year, becoming the first player under Lawson to win a conference Player of the Year honor. Additionally, UK made its third-straight NCAA Super Regional and swept its way through the Lexington Regional for a third-straight season.

She guided the Wildcats to a run-rule sweep of the 2018 NCAA Lexington Regional, as the Wildcats became just the third team in NCAA history to run rule all three games of a regional. Kentucky beat Illinois-Chicago 10-1 in the opening round, shutout Notre Dame 10-0 in the 1-0 game and then ended the weekend with a 9-1 win over the Fighting Irish to book UK's sixth ticket to the NCAA Super Regionals.

Lawson helped guide Kentucky to its best regular season in program history in 2016, winning 43 games in the regular season, ending with a No. 9 national seed in the NCAA Tournament, a new program best. The Wildcats earned the right to host the NCAA Tournament for the third time in the last four seasons at John Cropp Stadium in Lexington. Lawson was named the 2016 SEC Coach of the Year, and joined Kelsey Nunley (SEC Pitcher of the Year) as the first two Kentucky winners of those awards.

The 2016 team finished with some of the best pitching numbers in program history, setting school records in the circle for lowest team ERA (1.71), lowest opponent batting average (.191), fewest runs allowed (130), fewest earned runs allowed (98), fewest hits allowed (280) and fewest doubles allowed (44)

Lawson has won 587 career games at the head of the dugout and has coached four National Fastpitch Coaches Association All-Americans in the last 10 years. Abbey Cheek became the first unanimous All-American in program history in 2019 after the most prolific offensive season in Kentucky annals. In 2016, senior pitcher Kelsey Nunley became the second All-American in program history (Molly Johnson, 2nd Team), and the first to be named to the First Team. That was followed by Katie Reed in the 2018 season, who was named to the third team.

Now sitting at 495-295 in her 14 seasons at Kentucky, Lawson is the



winningest head coach in school history and already has more wins in SEC play than UK had all told as a program when she took over in 2007. UK finished the 2014 season ranked sixth in both national listings for its best final ranking ever. In 2013, Kentucky was ranked in the top 14 of both collegiate softball rankings for the second time in school history with nine wins over ranked teams. In her 14 seasons at Kentucky, Lawson has defeated over 113 ranked foes, including 57 wins vs. top-10 teams and 32 against top-five teams.

Lawson's 2013 squad set the stage for the 2014 run to the Women's College World Series, setting several school records, including a then-program record 41 wins. All told, Lawson has directed the Wildcats to 30 or more victories in 11-straight seasons, which also resonates as a program record. In her 12 years with Kentucky, Lawson has helped UK players earn 50 All-SEC honors and 29 SEC Player of the Week honors.

Lawson's impact on the UK program is obvious, but her ability to develop players sometimes gets overshadowed by her impressive credentials in handling the day-to-day running of a program. Lawson, who serves as the pitching coach for the Wildcats, has guided three different pitchers to throw no-hitters against top-25 teams in just the last seven seasons alone. In all, UK has 17 career no-hitters - all of which have come under Lawson's tenure - including two perfect games.

Kentucky's 2012 season was highlighted by an impressive second-half surge with upsets of 12 ranked opponents, a then Lawson-best fifth place finish in SEC action, a program-record six captured conference series and a senior class who became the first class in school history to tally a .500 record or better in each of their four seasons of play.

In 2011, Lawson directed the Wildcats to their first NCAA Super Regional appearance and finished the season ranked No.12 in the country. The 2011 team earned a 40-16 overall record to set a new single-season standard for wins in a season before Lawson's 2013 team posted 41. UK appeared in the national rankings for a school-record 14 consecutive weeks, defeated 12 top-25 ranked opponents, captured five SEC series and became a national story with a dramatic postseason run which included a seventh-inning rally to knock off the nation's No. 2 team in Michigan in Ann Arbor to advance

RACHEL LAWSON, CONT.

to Super Regionals.

The 2011 Wildcats shattered 12 single-season UK records, including home runs (65), RBI (275) and batting average (.275). Individually, the Wildcats had a school-record five players earn National Fastpitch Coaches Association All-Region honors in Meagan Aull, Cervantes, Kara Dill, Riley and Megan Yocke. Following the end of the impressive 2011 season, Lawson was rewarded with a five-year contract extension keeping her at the helm of the Wildcat program through 2016. That contract has been extended several times since, including June of 2014, which keeps Lawson in UK blue through the 2020 season.

In 2010, the Wildcats charted a 32-27 record and entered into the national rankings for the first time in program history, while also knocking off five top-seven ranked opponents on the year. Behind the pitching tandem of sophomores Riley and Bell, the Wildcats broke school records in nearly every pitching category. Kentucky's offense continued to make strides as well with improvements in batting average, home runs, RBI and sacrifice hits for the third consecutive season under the direction of Lawson.

Lawson led the Wildcats to their first NCAA Tournament appearance and charted the school's first postseason victories in 2009, just her second season leading Kentucky. UK notched a 34-23 record and the first winning season in UK history in nearly 10 seasons. Kentucky upset three ranked opponents on the year, including No. 7 Georgia in a 2-0 victory in the SEC Tournament. Molly Johnson became the school's first All-America selection when she was voted to the second team in 2009. Kentucky earned 13 victories in conference play, and finished sixth overall in league action.

During the season the head coach also charted her 100th career victory in a 5-1 UK triumph over Eastern Illinois on March 1. Lawson became the winningest head coach in program history on April 10, 2013 with win No. 182 against Eastern Kentucky in Richmond, Ky.

Lawson became just the third head coach in the history of the Kentucky softball program after spending three seasons at Western Kentucky. She also served as an assistant coach at Maryland from 1996-2002 and was the associate head coach of the Philadelphia Force professional team in 2006.

Lawson tallied a record of 92-84 (.523) during her tenure with the Hilltoppers. In her first season at WKU, she led the Toppers to a spot in the Sun Belt Conference Tournament championship game. Picked to finish last in the preseason poll, WKU tied for second in the conference standings after setting a school record with 12 Sun Belt victories. The Billings, Mont., native led WKU to a 33-24 record in 2005 and reached the 30-win plateau again in 2007.

Lawson and the Hilltoppers battled nine NCAA Regional participants in 2006, including four teams ranked in the top 25, while finishing third in the Sun Belt regular-season play. She guided the squad to wins over perennial powers Long Beach State, South Florida, Mississippi Valley, as well as No. 13 Louisiana-Lafayette and No. 21 Louisville. In fact, then-freshman pitcher Ryan Rogge tossed the school's third no hitter against the Ragin' Cajuns in WKU's 8-0 victory.

The win handed UL its first run-rule defeat in an SBC contest. Three Hilltoppers - Lathrop, Rolfs and Rogge - each earned SBC Player- and Pitcher-of-the-Week honors throughout the season, as Rolfs and outfielder Alana Towns notched all-conference honors.

Lawson was a two-time all-conference player at Massachusetts, where she was part of a program that advanced to the 1992 Women's College World Series, and has seven years experience as an assistant coach at Maryland.

During her four-year career at UMass, Lawson helped the Minutewomen post a combined record of 142-68 (67.6 percent) including a 39-3 (92.9 percent) Atlantic 10 mark. In addition to the 1992 WCWS appearance, she was a part of squads that also advanced to the NCAA Tournament her freshman season, won three A-10 Tournament titles and claimed the league regular-season championship four straight years.

A 1994 graduate of Massachusetts with a degree in exercise science, Lawson also earned her master's degree in sports management from UMass in 1998. She is the daughter of Elaine and Gerald Lawson and has 11 siblings.

Before Lawson	Kentucky	During Lawson
11	Seasons	15
1	Winning Seasons	14
242 (.373)	Wins. (Pct.)	523 (.634)
64	SEC Wins	163
11	Wins vs. Top 25	121
0	NCAA Tournaments	11
0	Super Regionals	8
0	WCWS	1
4	All-SEC Honors	54
94	SEC Academic Honor Roll Honorees	171

LAWSON YEAR-BY-YEAR AS HEAD COACH

Year	Team	Overall Record	Conference Record
2005	Western Kentucky	33-24	11-8
2006	Western Kentucky	29-28	8-7
2007	Western Kentucky	30-32	11-13
2008	Kentucky	17-37	3-25
2009	Kentucky	34-23	13-14
2010	Kentucky	32-27	13-15
2011	Kentucky	40-16	14-9
2012	Kentucky	30-30	15-13
2013	Kentucky	41-21	13-11
2014	Kentucky	50-19	13-11
2015	Kentucky	32-26	5-19
2016	Kentucky	46-14	17-7
2017	Kentucky	39-19	12-12
2018	Kentucky	35-21	8-15
2019	Kentucky	36-24	14-10
2020	Kentucky	20-4	2-1 (COVID-19)
2021	Kentucky	43-16	13-11
2022	Kentucky	28-9	8-4
Total	18 Seasons	615-389	232-205
	At Kentucky (15 years)	523-304	163-177
	At WKU	92-84	30-31

LAWSON VS. ALL OPPONENTS

Team	Total	At UK	At WKU	Team	Total	At UK	At WKU
Akron	1-1	--	1-1	Minnesota	2-1	2-1	--
Alabama	11-27	11-26	0-1	Missouri	8-7	8-7	--
Albany	1-0	1-0	--	Mississippi St.	21-10	21-9	0-1
Arizona	2-0	2-0	--	MS Valley State	3-0	1-0	2-0
Arizona State	2-5	2-5	--	Missouri-Kansas City	1-0	1-0	--
Arkansas	17-13	16-13	1-0	Mt. St. Mary's (MD)	1-0	--	1-0
Auburn	14-23	14-23	--	Morehead State	7-0	7-0	--
Austin Peay	10-1	4-0	6-1	Murray State	4-0	4-0	--
Ball State	1-0	1-0	--	New Mexico	1-0	1-0	--
Baylor	0-1	0-1	--	New Mexico St.	6-4	3-2	3-2
Belmont	4-0	--	4-0	Nicholls State	1-0	1-0	--
Bethune-Cookman	1-0	1-0	--	North Carolina	2-0	2-0	--
Boise State	1-0	1-0	--	N.C. Central	2-0	--	2-0
Bradley	1-1	1-0	0-1	N.C. State	3-2	2-1	1-1
Brigham Young	1-1	1-1	--	North Dakota State	2-0	2-0	--
Buffalo	1-1	1-0	0-1	Northern Kentucky	3-0	3-0	--
Butler	2-0	2-0	--	North Florida	2-0	2-0	--
California	4-4	4-4	--	Northern Illinois	2-0	2-0	--
Cal State Fullerton	3-0	3-0	--	North Texas	9-4	--	9-4
Cal Poly	1-0	1-0	--	Northwestern	3-0	3-0	--
Canisius	1-0	1-0	--	Notre Dame	7-1	7-1	--
Campbell	1-0	--	1-0	Ohio	10-1	9-0	1-0
Centenary	1-0	1-0	--	Ohio State	3-4	2-4	--
Central Florida	2-2	2-2	--	Oklahoma	1-4	1-4	--
Central Michigan	1-0	1-0	--	Oklahoma State	0-1	0-1	--
Coastal Carolina	1-0	0-0	--	Ole Miss	20-10	--	--
Colorado State	1-1	1-0	0-1	Oregon	4-5	4-5	--
Columbia	1-0	1-0	--	Oregon State	2-1	2-1	--
Connecticut	2-1	2-1	--	Penn State	2-0	2-0	--
Dayton	4-0	4-0	--	Pacific	1-0	1-0	--
DePaul	5-2	5-2	--	Pittsburgh	3-2	3-2	--
Detroit Mercy	2-0	2-0	--	Portland State	0-1	0-1	--
Drake	1-0	1-0	--	Purdue	2-1	2-0	0-1
Drexel	1-0	1-0	--	Radford	1-0	1-0	--
Duke	1-0	--	1-0	Sam Houston State	1-0	1-0	--
Eastern Illinois	2-0	2-0	--	Santa Clara	1-0	1-0	--
Eastern Kentucky	17-2	15-0	2-2	San Diego	1-0	1-0	--
Eastern Michigan	0-1	--	0-1	San Diego State	6-1	5-1	1-0
Evansville	4-1	3-0	1-1	Samford	4-0	4-0	--
Fairfield	1-0	1-0	--	SE Missouri St.	4-0	2-0	2-0
Florida	9-22	9-22	--	South Alabama	2-1	--	2-1
Florida A&M	4-0	4-0	--	South Carolina	25-10	25-10	--
Florida Atlantic	10-3	10-0	0-3	South Dakota	1-0	1-0	--
Florida Int.	9-5	3-0	6-5	South Florida	3-2	1-0	2-2
Florida State	2-2	2-2	--	Southern Illinois	4-0	4-0	--
Georgetown	1-0	1-0	--	SIUE	2-0	2-0	--
Georgia	8-29	8-26	0-3	Stanford	1-1	1-1	--
Georgia State	0-1	0-1	--	Stephen F. Austin	2-0	2-0	--
Georgia Southern	4-1	4-1	--	Stetson	4-0	4-0	--
Georgia Tech	1-2	1-2	--	St. Francis (Pa.)	1-0	1-0	--
George Washington	1-0	1-0	--	St. John's	1-0	--	1-0
Harvard	1-0	1-0	--	St. Louis	1-0	1-0	--
Hawaii	1-2	1-2	--	Syracuse	1-0	1-0	--
Hofstra	1-0	1-0	--	Tennessee	9-25	9-23	0-2
Houston	1-1	1-1	--	Tennessee-Chatt.	4-1	3-1	1-0
Howard	1-0	1-0	--	Tennessee-Martin	2-1	1-0	1-1
Illinois	4-1	4-1	--	Tennessee State	5-1	--	5-1
Illinois-Chicago	2-0	1-0	--	Tennessee Tech	4-0	4-0	--
Illinois State	3-3	2-0	1-3	Texas	2-1	2-1	--
Indiana	8-3	6-2	2-1	Texas A&M	11-7	11-7	--
Indiana State	0-1	--	0-1	Texas A&M-CC	0-1	0-1	--
Iowa	1-1	1-1	--	Texas State	1-0	1-0	--
IPFW	1-0	1-0	--	Texas Tech	1-2	1-2	--
IUPUI	2-1	1-0	1-1	Toledo	3-0	3-0	--
Jacksonville	3-0	1-0	2-0	Troy	2-6	--	2-6
Jacksonville State	2-0	2-0	--	UAB	0-2	0-2	--
James Madison	2-1	2-0	0-1	UC Santa Barbara	2-0	2-0	--
Kansas	2-1	2-1	--	UC Davis	2-0	2-0	--
Kent State	6-1	6-1	--	UC Riverside	1-0	1-0	--
Kentucky	2-4	--	2-4	UCLA	3-7	3-7	--
Kennesaw State	0-1	0-1	--	UNC-Wilmington	0-1	--	0-1
La.-Lafayette	4-12	1-2	3-10	UNC-Charlotte	0-1	0-1	--
La.-Monroe	3-0	--	3-0	UNC-Greensboro	2-0	--	2-0
Lehigh	1-0	1-0	--	UNLV	1-0	1-0	--
Louisiana Tech	2-0	2-0	--	USC Upstate	1-0	1-0	--
Liberty	3-0	3-0	--	Utah	3-2	3-2	--
Lipscomb	6-3	2-1	4-2	Valparaiso	2-0	2-0	--
Long Beach St.	4-1	3-1	1-0	Virginia	1-1	--	1-1
LIU-Brooklyn	3-0	3-0	--	Virginia Tech	4-4	4-3	0-1
Long Beach St.	1-0	1-0	--	Wagner Coll.	1-0	--	1-0
Louisville	12-16	10-13	2-3	Washington	1-4	1-3	0-1
LSU	18-22	18-20	0-2	Western Carolina	1-0	1-0	--
Loyola Marymount	4-0	3-0	1-0	Western Illinois	1-1	0-1	1-0
Loyola-Chicago	1-0	1-0	--	Western Kentucky	9-2	9-2	--
Marshall	9-0	9-0	--	Western Michigan	4-0	4-0	--
Maryland	2-1	2-1	--	Wichita State	1-1	1-1	--
Memphis	2-1	2-1	--	Winthrop	2-3	1-0	1-3
Miami (Ohio)	5-2	5-1	0-1	Wisconsin	1-0	1-0	--
Michigan	4-7	4-6	0-1	Wright State	6-0	3-0	3-0
Michigan State	1-0	1-0	--	Totals	615-389	523-304	92-84
Michigan State	1-1	--	1-1				
Middle Tenn. St.	14-3	6-0	8-3				

CAREER RECORDS

Games Played

1. Leslie Kwiatkowski	254	(1998-2001)
2. Tiffany Kruse	252	(1998-2001)
3. Griffin Joiner	249	(2012-2015)
Christian Stokes	249	(2013-2016)
5. Sylvester Samuel	244	(2013-2016)
6. Nikki Sagermann	242	(2013-2016)
7. Andy Eilertson	239	(1999-2002)
8. Lauren Cumbess	236	(2011-2014)
Maisie Steed	236	(2013-2016)
10. Emily Jolly	235	(2011-2014)

2. Leslie Kwiatkowski	20	(1998-2001)
3. Tiffany Kruse	18	(1998-2001)
4. Lauren Johnson	12	(2018-Pres.)
Nikki Jones	12	(2000-2003)
6. Meghan Cooper	10	(2002-2006)
Angie Del Pozzo	10	(1999-2002)
Molly Johnson	10	(2007-2010)
Megan Yocke	10	(2008-2011)
10. Kara Dill	9	(2010-2013)
Jessica Nance	9	(2002-2005)
Natalie Smith	9	(2007-2010)

3. Mallory Peyton	.637	(2018-Pres.)
4. Alex Martens	.583	(2017-2020)
5. Brittany Cervantes	.577	(2009-2012)
6. Brooke Marnitz	.575	(2004-2007)
7. Nikki Sagermann	.523	(2013-Pres.)
8. Griffin Joiner	.519	(2012-2015)
9. Leslie Kwiatkowski	.518	(1998-2001)
Megan Yocke	.518	(2008-2011)

HITTING

Hits

1. Leslie Kwiatkowski	285	(1998-2001)
2. Nikki Jones	268	(2000-2003)
3. Molly Johnson	264	(2007-2010)
4. Katie Reed	256	(2016-2019)
5. Kayla Kowalik	247	(2019-Pres.)
6. Lyndsey Angus	239	(2000-2003)
7. Abbey Cheek	228	(2016-2019)
8. Tiffany Kruse	224	(1998-2001)
Natalie Smith	224	(2007-2010)
10. Griffin Joiner	212	(2012-2015)

Walks

1. Griffin Joiner	131	(2012-2015)
2. Megan Yocke	122	(2008-2011)
Nikki Sagermann	122	(2013-2016)
4. Brittany Cervantes	118	(2009-2012)
5. Abbey Cheek	116	(2016-2019)
6. Lyndsey Angus	98	(2000-2003)
7. Destinee Mordecai	89	(2007-2010)
8. Kayla Kowalik	87	(2019-Pres.)
9. Lauren Johnson	86	(2017-Pres.)
10. Maisie Steed	84	(2013-2016)

Total Bases

1. Abbey Cheek	454	(2016-2019)
2. Molly Johnson	445	(2007-2010)
3. Leslie Kwiatkowski	420	(1998-2001)
4. Brittany Cervantes	370	(2009-2012)
5. Katie Reed	367	(2016-2019)
6. Griffin Joiner	363	(2012-2015)
7. Kayla Kowalik	362	(2019-Pres.)
8. Alex Martens	341	(2017-2020)
9. Lyndsey Angus	338	(2000-2003)
10. Tiffany Kruse	323	(1998-2001)

Runs Batted In

1. Abbey Cheek	202	(2016-2019)
2. Alex Martens	181	(2017-2020)
3. Brittany Cervantes	161	(2009-2012)
4. Mallory Peyton	152	(2018-2021)
5. Griffin Joiner	143	(2012-2015)
6. Leslie Kwiatkowski	137	(1998-2001)
7. Molly Johnson	135	(2007-2010)
8. Jenny Schaper	122	(2016-2019)
9. Nikki Sagermann	121	(2013-2016)
10. Katie Reed	118	(2016-2019)
Lauren Cumbess	118	(2011-2014)
Tiffany Kruse	118	(1998-2001)

At-Bats

1. Leslie Kwiatkowski	811	(1998-2001)
2. Tiffany Kruse	764	(1998-2001)
3. Katie Reed	741	(2016-2019)
4. Nikki Jones	734	(2000-2003)
5. Griffin Joiner	700	(2012-2015)
6. Meagan Aull	691	(2008-2011)
7. Natalie Smith	681	(2007-2010)
8. Molly Johnson	678	(2007-2010)
9. Christian Stokes	676	(2013-2016)
10. Angie Del Pozzo	664	(1999-2002)
Andy Eilertson	664	(1999-2002)

Stolen Bases

1. Sylvester Samuel	84	(2013-2016)
2. Leslie Kwiatkowski	82	(1998-2001)
3. Meagan Aull	71	(2008-2011)
4. Beth Fogel	70	(1999-2002)
5. Molly Johnson	66	(2007-2010)
6. Jessica Nance	64	(2002-2005)
7. Kayla Kowalik	62	(2019-Pres.)
8. Kara Dill	57	(2010-2013)
Katie Reed	57	(2016-2019)
10. Bailey Vick	45	(2017-2020)

Batting Average (min. 200 at bats)

1. Kayla Kowalik	.419	(2019-Pres.)
2. Molly Johnson	.389	(2007-2010)
3. Erin Coffel	.367	(2021-Pres.)
4. Nikki Jones	.365	(2000-2003)
5. Lyndsey Angus	.360	(2000-2003)
6. Leslie Kwiatkowski	.351	(1998-2001)
7. Katie Reed	.345	(2016-2019)
Abbey Cheek	.345	(2016-2019)
9. Alex Martens	.323	(2017-2020)
10. Kara Dill	.330	(2010-2013)

Runs Scored

1. Kayla Kowalik	194	(2019-Pres.)
2. Abbey Cheek	173	(2016-2019)
3. Molly Johnson	161	(2007-2010)
4. Lauren Johnson	151	(2018-Pres.)
5. Katie Reed	148	(2016-2019)
6. Leslie Kwiatkowski	145	(1998-2001)
7. Brittany Cervantes	139	(2009-2012)
8. Nikki Jones	138	(2000-2003)
9. Lyndsey Angus	136	(2000-2003)
Megan Yocke	136	(2008-2011)

Doubles

1. Molly Johnson	56	(2007-2010)
2. Leslie Kwiatkowski	47	(1998-2001)
3. Lyndsey Angus	44	(2000-2003)
4. Brittany Cervantes	42	(2009-2012)
Tiffany Kruse	42	(1998-2001)
Griffin Joiner	42	(2012-2015)
7. Katie Reed	41	(2016-2019)
Alex Martens	41	(2017-2020)
9. Angie Del Pozzo	38	(1999-2002)
10. Lauren Cumbess	37	(2011-2014)

Home Runs

1. Abbey Cheek	61	(2016-2019)
2. Brittany Cervantes	48	(2009-2012)
3. Mallory Peyton	43	(2018-2021)
4. Griffin Joiner	35	(2012-2015)
Molly Johnson	35	(2007-2010)
6. Nikki Sagermann	34	(2013-2016)
Alex Martens	34	(2017-2020)
8. Brooke Marnitz	31	(2004-2007)
9. Katie Campbell	30	(2004-2007)
10. Jenny Schaper	28	(2016-2019)
Erin Coffel	28	(2021-Pres.)

Triples

1. Kayla Kowalik	21	(2019-Pres.)
-------------------------	-----------	---------------------

Slugging Pct. (min. 200 at bats)

1. Abbey Cheek	.678	(2016-2019)
2. Molly Johnson	.656	(2007-2010)

FIELDING

Fielding Pct. (min. 100 chances)

1. Jenny Schaper	.992	(2016-2019)
Griffin Joiner	.992	(2012-2015)
Megan Yocke	.992	(2008-2011)
4. Lauren Cumbess	.985	(2011-2014)
Jamie Dardis	.985	(2000-2002)
6. Maisie Steed	.984	(2013-2016)



CAREER RECORDS

7. Sam. DeMartine	.983	(2008-2011)
8. Lorie Horner	.982	(1997-2098)
Katie Campbell	.982	(2004-2007)
10. Alli Eckman	.981	(2005-2007)

Putouts

1. Griffin Joiner	1,557	(2012-2015)
2. Jenny Schaper	1,260	(2016-2019)
3. Megan Yocke	1,203	(2008-2011)
4. Megan Glenn	1,117	(2003-2006)
5. Maisie Steed	1,051	(2013-2016)
6. Sam. DeMartine	1,041	(2008-2011)
7. Andy Eilertson	1,038	(1999-2002)
8. Lauren Cumbess	931	(2011-2014)
9. Katie Campbell	664	(2004-2007)
10. Lyndsey Angus	662	(2000-2003)

Assists

1. Angie Del Pozzo	552	(1999-2002)
2. Katie Reed	532	(2016-2019)
3. Christian Stokes	517	(2013-2016)
4. Molly Johnson	510	(2007-2010)
5. Abbey Cheek	486	(2016-2019)
6. Rachel Friberg	475	(2001-2004)
7. Meghan Cooper	452	(2002-2006)
8. Nikki Sagermann	450	(2013-2016)
9. Nikki Jones	416	(2000-2003)
10. Brittany Cervantes	374	(2009-2012)

PITCHING

Appearances

1. Kelsey Nunley	171	(2013-2016)
2. Keary Camunas	158	(1997-2000)
3. Chanda Bell	143	(2009-2012)
4. Amy Kendall	133	(2003-2006)
5. Meagan Prince	122	(2013-2017)
6. Autumn Humes	107	(2018-2021)
7. Jennifer Howland	105	(1999-2002)
8. Grace Baalman	102	(2018-2021)
9. Rachel Riley	97	(2009-2012)

10. Amber Matousek	90	(2007-2010)
--------------------	----	-------------

Innings Pitched

1. Kelsey Nunley	943.1	(2013-2016)
2. Keary Camunas	897.2	(1997-2000)
3. Chanda Bell	724.0	(2009-2012)
4. Amy Kendall	586.0	(2003-2006)
5. Meagan Prince	525.1	(2014-2017)
6. Rachel Riley	477.1	(2009-2012)
7. Autumn Humes	477.0	(2018-2021)
8. Jennifer Howland	476.2	(1999-2002)
9. Amber Matousek	442.0	(2007-2010)
10. Grace Baalman	403.2	(2018-Pres.)

Games Started

1. Keary Camunas	137	(1997-2000)
2. Kelsey Nunley	117	(2013-2016)
3. Chanda Bell	105	(2009-2012)
4. Amy Kendall	84	(2003-2006)
5. Amber Matousek	77	(2007-2010)
6. Jennifer Howland	74	(1999-2002)
7. Autumn Humes	74	(2018-2021)
8. Meagan Prince	73	(2014-2017)
9. Grace Baalman	62	(2018-2021)
10. Morgan Marr	61	(2000-2002)

ERA (min. 100 IP)

1. Kelsey Nunley	1.96	(2013-2016)
2. Meagan Prince	2.37	(2014-2017)
3. Keary Camunas	2.49	(1997-2000)
4. Chanda Bell	2.55	(2009-2012)
5. Rachel Riley	2.68	(2009-2012)
6. Shannon Smith	2.75	(2014-2016)
7. Lauren Cumbess	2.83	(2011-2014)
8. Autumn Humes	2.86	(2018-2021)
9. Grace Baalman	2.93	(2018-2021)
10. Jessica Trueblood	2.99	(2006)

Opponent Batting Avg. (min. 250 batters faced)

1. Chanda Bell	.200	(2009-2012)
2. Shannon Smith	.202	(2014-2017)
3. Kelsey Nunley	.211	(2013-2016)
4. Lauren Cumbess	.215	(2011-2014)
5. Meagan Prince	.231	(2014-2017)
6. Gretchen Prugh	.238	(2004)
7. Grace Baalman	.245	(2018-2021)
8. Keary Camunas	.247	(1997-2000)
9. Autumn Humes	.249	(2018-2021)

Strikeouts

1. Chanda Bell	910	(2009-2012)
2. Kelsey Nunley	809	(2013-2016)
3. Keary Camunas	550	(1997-2000)
4. Meagan Prince	446	(2014-2017)
5. Autumn Humes	333	(2018-2021)
6. Amy Kendall	302	(2003-2006)
7. Grace Baalman	283	(2018-2021)
8. Rachel Riley	259	(2009-2012)
9. Lauren Cumbess	257	(2011-2014)
10. Amber Matousek	252	(2007-2010)

Wins

1. Kelsey Nunley	92	(2013-2016)
2. Chanda Bell	68	(2009-2012)
3. Meagan Prince	63	(2014-2017)
4. Keary Camunas	54	(1997-2000)
5. Autumn Humes	51	(2018-2021)
5. Rachel Riley	40	(2009-2012)
6. Grace Baalman	39	(2018-2021)
7. Amy Kendall	31	(2003-2006)
8. Lauren Cumbess	29	(2011-2014)
Morgan Marr	29	(2000-2002)
10. Amber Matousek	28	(2007-2010)

Saves

1. Kelsey Nunley	9	(2013-2016)
Meagan Prince	9	(2014-2017)
3. Chanda Bell	6	(2009-2012)
4. Keary Camunas	5	(1997-2000)



Chanda Bell



Lauren Cumbess



Rachel Riley

SINGLE SEASON RECORDS

Games Played

1. Joiner/Stokes/Sagermann/Samuel	69	(2014)
2. Lauren Cumbess	67	(2014)
Tiffany Kruse	67	(1999)
Leslie Kwiatkowski	67	(1999)
3. Jennifer Howland	66	(1999)
4. Andy Eilertson	65	(2000)
Nikki Jones	65	(2000)
Tiffany Kruse	65	(2000)
5. Leslie Kwiatkowski	64	(2000)

Kayla Kowalik	202	(2021)
7. Jennifer Howland	201	(1999)
Leslie Kwiatkowski	201	(2000)
Lauren Cumbess	201	(2013)
10. Tiffany Kruse	199	(2000)

1. Kayla Kowalik	8	(2020)**
2. Tiffany Kruse	7	(2000)
3. Kayla Kowalik	6	(2021)
Angie Del Pozzo	6	(2001)
Leslie Kwiatkowski	6	(2000)
Leslie Kwiatkowski	6	(1998)
5. Kara Dill	5	(2012)
Nikki Jones	5	(2003)
Tiffany Kruse	5	(1999)
Megan Yocke	5	(2009)
Kayla Kowalik	5	(2019)

Hits

1. Kayla Kowalik	100	(2021)
2. Molly Johnson	81	(2009)
3. Leslie Kwiatkowski	80	(2000)
4. Leslie Kwiatkowski	77	(1999)
5. Tiffany Kruse	72	(1999)
6. Katie Reed	71	(2017)
Kara Dill	71	(2012)
Nikki Jones	71	(2003)
Leslie Kwiatkowski	71	(1998)
10. Molly Johnson	69	(2010)
Katie Reed	69	(2019)

Home Runs

1. Brooke Marnitz	21	(2007)
2. Abbey Cheek	20	(2019)
3. Abbey Cheek	18	(2018)
4. Erin Coffel	16	(2021)
5. Brittany Cervantes	15	(2011)
6. Renee Abernathy	13	(2021)
Nikki Sagermann	13	(2014)
Brittany Cervantes	13	(2012)
Molly Johnson	13	(2010)
Lauren Cumbess	13	(2013)
Alex Martens	13	(2019)
Mallory Peyton	13	(2019)
7. Kayla Kowalik	12	(2021)
Mallory Peyton	12	(2021)
Abbey Cheek	12	(2017)
Katie Campbell	12	(2007)
Amber Janneck	12	(2004)
Jenny Schaper	12	(2019)
8. Alex Martens	11	(2020)**
Griffin Joiner	11	(2015)
Megan Yocke	11	(2011)
9. Griffin Joiner	10	(2013, 2014)
Lauren Cumbess	10	(2014)
Meagan Aull	10	(2011)
Brittany Cervantes	10	(2010)
Brittany Cervantes	10	(2009)
Samantha DeMartine	10	(2011)
Abbey Cheek	10	(2016)

HITTING

Batting Average

1. Bailey Vick	.571	(2020)**
2. Alex Martens	.507	(2020)**
3. Kayla Kowalik	.495	(2021)
4. Nikki Jones	.442	(2002)
5. Molly Johnson	.433	(2009)
6. Abbey Cheek	.428	(2019)
7. Rylea Smith	.420	(2020)**
8. Molly Johnson	.401	(2008)
9. Brooke Marnitz	.399	(2007)
10. Leslie Kwiatkowski	.398	(2000)
11. Nikki Jones	.388	(2003)
12. Lyndsey Angus	.384	(2003)
13. Mallory Peyton	.379	(2020)**
14. Kara Dill	.377	(2011)
15. Molly Johnson	.375	(2010)

Doubles

1. Molly Johnson	20	(2008)
2. Tiffany Kruse	16	(2000)
Leslie Kwiatkowski	16	(2001)
Katie Reed	16	(2019)
4. Brittany Cervantes	15	(2012)
Mallory Peyton	15	(2021)
5. Griffin Joiner	14	(2013)
Molly Johnson	14	(2009)
Lauren Johnson	14	(2019)
8. Christian Stokes	13	(2014)
Lyndsey Angus	13	(2002)
Alex Martens	13	(2017)
Jenny Schaper	13	(2019)
Abbey Cheek	13	(2019)

At-Bats

1. Nikki Jones	212	(2000)
2. Tiffany Kruse	208	(1999)
3. Leslie Kwiatkowski	207	(1999)
4. Leslie Kwiatkowski	206	(1998)
5. Lauren Cumbess	203	(2014)
6. Kara Dill	202	(2012)

Triples



Abbey Cheek

Runs Batted In

1. Alex Martens	66	(2019)
2. Brooke Marnitz	61	(2007)
3. Abbey Cheek	56	(2018)
Erin Coffel	56	(2021)
5. Abbey Cheek	53	(2019)
6. Brittany Cervantes	52	(2011)
Abbey Cheek	52	(2016)
8. Leslie Kwiatkowski	50	(2000)
Mallory Peyton	50	(2021)
10. Nikki Sagermann	49	(2014)
10. Renee Abernathy	48	(2021)

Runs Scored

1. Kayla Kowalik	77	(2021)
2. Brittany Cervantes	55	(2011)
3. Abbey Cheek	54	(2019)
4. Molly Johnson	53	(2009)
5. Kayla Kowalik	49	(2019)

SINGLE SEASON RECORDS

6. Molly Johnson	48	(2010)	Jennifer Howland	11	(1999)	1. Griffin Joiner	442	(2014)
7. Megan Yocke	47	(2011)	Stephanie Thompson	11	(1998)	2. Jenny Schaper	399	(2016)
Erin Coffel	47	(2021)	Megan Yocke	11	(2008)	3. Griffin Joiner	390	(2012)
9. Katie Reed	45	(2018)			4. Jamie Dardis	382	(2000)	
10. Kara Dill	44	(2011)			Griffin Joiner	382	(2015)	

Total Bases

1. Kayla Kowalik	159	(2021)
2. Abbey Cheek	138	(2019)
3. Brooke Marnitz	137	(2007)
4. Molly Johnson	130	(2009)
5. Molly Johnson	125	(2010)
6. Erin Coffel	118	(2021)
7. Leslie Kwiatkowski	117	(1999)
8. Lauren Cumbess	116	(2013)
9. Leslie Kwiatkowski	115	(2000)
Abbey Cheek	115	(2018)
11. Renee Abernathy	113	(2021)

On-Base Pct.

1. Bailey Vick	.630	(2020)**
2. Abbey Cheek	.602	(2019)
3. Alex Martens	.589	(2020)**
4. Kayla Kowalik	.554	(2021)
5. Mallory Peyton	.517	(2020)**
6. Molly Johnson	.498	(2009)
7. Brittany Cervantes	.490	(2011)
8. Megan Yocke	.483	(2011)
9. Lyndsey Angus	.478	(2003)
10. Molly Johnson	.472	(2008)
11. Nikki Jones	.466	(2002)
12. Brooke Marnitz	.454	(2007)
13. Griffin Joiner	.451	(2014)
14. Molly Johnson	.450	(2010)
Erin Coffel	.450	(2021)

Slugging Pct.

1. Alex Martens	.987	(2020)**
2. Mallory Peyton	.970	(2020)**
3. Abbey Cheek	.908	(2019)
4. Brooke Marnitz	.895	(2007)
5. Kayla Kowalik	.787	(2021)
6. Abbey Cheek	.701	(2018)
7. Molly Johnson	.695	(2009)
8. Molly Johnson	.679	(2010)
9. Brittany Cervantes	.677	(2011)
10. Molly Johnson	.669	(2008)
11. Katie Campbell	.640	(2007)
12. Becky Bishop	.632	(2007)
13. Brittany Cervantes	.615	(2012)

Sacrifice Hits

1. Beth Fogle	13	(2001)
Megan Yocke	13	(2009)
3. Lorie Melchi	12	(2003)
Megan Yocke	12	(2010)
Katie Reed	12	(2018)
5. Sarah Rainwater	11	(2017)
Sylver Samuel	11	(2013, 2014)
Michelle Bucci	11	(1997)
Beth Fogle	11	(2000)

Sacrifice Flies

1. Tatum Spangler	6	(2021)
2. Alice O'Brien	5	(2013)
Renee Abernathy	5	(2021)
4. Nikki Sagermann	4	(2014)
Lyndsey Angus	4	(2000)
Rachel Friberg	4	(2002)
Brooke Marnitz	4	(2004)
Mallory Peyton	4	(2021)

Stolen Bases

1. Beth Fogle	34	(1999)
2. Leslie Kwiatkowski	28	(2000)
3. Meagan Aull	26	(2009)
4. Molly Johnson	24	(2009)
5. Sylver Samuel	23	(2016)
Kayla Kowalik	23	(2021)
7. Leslie Kwiatkowski	22	(1999)
8. Sylver Samuel	21	(2013)
Kara Dill	21	(2012)
Jessica Nance	21	(2004)
11. Sylver Samuel	20	(2014, 2015)
Kara Dill	20	(2011)
Molly Johnson	20	(2010)

Walks

1. Abbey Cheek	64	(2019)
2. Brittany Cervantes	48	(2011)
3. Griffin Joiner	47	(2014)
Megan Yocke	47	(2011)
5. Griffin Joiner	36	(2015)
6. Nikki Sagermann	35	(2016)
7. Maisie Steed	34	(2013)
8. Brittany Cervantes	33	(2012)
9. Griffin Joiner	32	(2015)
10. Brooke Marnitz	31	(2006)

Hit by Pitch

1. Meghan Cooper	16	(2006)
2. Ansley Smith	15	(2014)
Erin Coffel	15	(2021)
4. Emily Gaines	13	(2014)
Mallory Peyton	13	(2019)
6. Griffin Joiner	12	(2012)
7. Renee Abernathy	10	(2021)
Molly Johnson	10	(2008)
Molly Johnson	10	(2009)
Molly Johnson	10	(2010)
Mallory Peyton	10	(2020)**
12. Ansley Smith	9	(2015)
Meagan Aull	9	(2009)
Samantha DeMartine	9	(2011)
Amber Janneck	9	(2005)
Leslie Kwiatkowski	9	(2001)

FIELDING

Putouts

Assists

1. Christian Stokes	167	(2014)
Angie Dal Pozzo	167	(2001)
3. Katie Reed	158	(2018)
4. Abbey Cheek	155	(2018)
5. Abbey Cheek	152	(2017)
6. Lindsay Houser	148	(1998)
7. Angie Dal Pozzo	143	(1999)
Molly Johnson	143	(2009)
9. Nikki Sagermann	141	(2014)
Katie Reed	141	(2017)

Fielding Pct.

1. Griffin Joiner	1.000	(2015)
Emily Jolly	1.000	(2014)
Maisie Steed	1.000	(2014)
Meagan Aull	1.000	(2009)
Michelle Bucci	1.000	(1999)
Beth Fogle	1.000	(2002)
Jennifer Howland	1.000	(2001)
7. Griffin Joiner	.998	(2014)
8. Megan Yocke	.997	(2011)
Megan Yocke	.997	(2009)
Jenny Schaper	.997	(2017)

PITCHING

ERA (min. 10 appearances)

1. Kelsey Nunley	1.27	(2016)
2. Keary Camunas	1.68	(2000)
3. Meagan Prince	1.85	(2016)
4. Kelsey Nunley	1.88	(2014)
5. Erin Rethlake	1.95	(2017)
6. Lauren Cumbess	1.99	(2011)
7. Meagan Prince	1.82	(2017)
8. Lauren Cumbess	2.07	(2014)
9. Kelsey Nunley	2.14	(2013)
10. Chanda Bell	2.24	(2011)

Win-loss pct. (min. 10 appearances)

1. Shannon Smith	1.000 (3-0)	(2016)
2. Ellen Weaver	.857 (6-1)	(2011)
3. Kelsey Nunley	.777 (21-6)	(2016)
Meagan Prince	.777 (21-6)	(2016)
5. Lauren Cumbess	.750 (6-2)	(2011)
6. Lauren Cumbess	.731 (30-11)	(2014)
7. Kelsey Nunley	.731 (30-11)	(2014)
8. Rachel Riley	.722 (13-5)	(2011)
9. Kelsey Nunley	.711 (27-11)	(2013)
10. Meagan Prince	.700 (21-9)	(2017)

Wins

1. Kelsey Nunley	30	(2014)
2. Kelsey Nunley	27	(2013)

SINGLE SEASON RECORDS

3. Autumn Humes	22	(2021)	Keary Camunas	28	(2000)
4. Meagan Prince	21	(2017)	5. Chanda Bell	26	(2010)
Kelsey Nunley	21	(2016)	Keary Camunas	26	(1999)
Meagan Prince	21	(2016)	Amber Matousek	26	(2008)
Chanda Bell	19	(2009)	8. Jessica Trueblood	25	(2006)
Keary Camunas	19	(2000)	Kelsey Nunley	25	(2013)
9. Chanda Bell	18	(2010)	10. Keary Camunas	23	(1997)
10. Morgan Marr	17	(2001)	Morgan Marr	23	(2001)

Saves

1. Meagan Prince	5	(2017)
Kelsey Nunley	5	(2015)
3. Chanda Bell	4	(2012)
Keary Camunas	4	(1999)
Jessica Trueblood	4	(2006)
5. Kelsey Nunley	2	(2013)
Meghan Cooper	2	(2002)
Jennifer Young	2	(2007)
Meagan Prince	2	(2016)
Autumn Humes	2	(2019)
Autumn Humes	2	(2021)
Grace Baalman	2	(2021)

Innings Pitched

1. Kelsey Nunley	282.1	(2014)
2. Kelsey Nunley	268.2	(2013)
3. Keary Camunas	251.1	(1998)
4. Amy Kendall	229.0	(2003)
5. Keary Camunas	226.2	(1999)
6. Keary Camunas	225.2	(2000)
7. Chanda Bell	219.1	(2010)
8. Kelsey Nunley	211.0	(2015)
9. Morgan Marr	195.2	(2001)
10. Keary Camunas	194.0	(1997)

Appearances

1. Samantha Allen	49	(2005)
2. Kelsey Nunley	47	2013)
3. Kelsey Nunley	45	(2014)
4. Keary Camunas	43	(1999)
5. Kelsey Nunley	42	(2015)
6. Autumn Humes	41	(2021)
Keary Camunas	41	(2000)
Meagan Prince	41	(2017)
9. Keary Camunas	40	(1998)
Amy Kendall	40	(2003)

Games Started

1. Keary Camunas	37	(1998)
2. Kelsey Nunley	36	(2014)
Keary Camunas	36	(2000)
4. Chanda Bell	34	(2010)
Keary Camunas	34	(1999)
6. Amy Kendall	32	(2003)
7. Morgan Marr	31	(2001)
8. Kelsey Nunley	30	(2015)
Keary Camunas	30	(1997)
Autumn Humes	30	(2021)

Complete Games

1. Keary Camunas	33	(1998)
2. Kelsey Nunley	31	(2014)
3. Amy Kendall	29	(2003)

Shutouts

1. Keary Camunas	9	(2000)
2. Kelsey Nunley	7	(2014)
Kelsey Nunley	7	(2016)
Chanda Bell	7	(2011)
4. Keary Camunas	6	(1998)
5. Rachel Riley	5	(2010)
Meagan Prince	5	(2016)
6. Kelsey Nunley	4	(2015)
Chanda Bell	4	(2010)
Keary Camunas	4	(1999)
Jennifer Howland	4	(2000)
Rachel Riley	4	(2011)
Grace Baalman	4	(2019)
Autumn Humes	4	(2021)

Strikeouts

1. Chanda Bell	288	(2010)
2. Kelsey Nunley	219	(2014)
3. Chanda Bell	216	(2009)
4. Chanda Bell	205	(2011)
5. Kelsey Nunley	203	(2016)
6. Chanda Bell	201	(2012)
7. Kelsey Nunley	194	(2015)
8. Kelsey Nunley	193	(2013)
9. Meagan Prince	175	(2017)
10. Keary Camunas	164	(1999)

Opponent Batting Avg. (min. 200 at-bats)

1. Chanda Bell	.175	(2011)
2. Kelsey Nunley	.178	(2016)
3. Lauren Cumbess	.193	(2012)
4. Erin Rethlake	.197	(2017)
5. Chanda Bell	.200	(2010)

** = 24-game season due to COVID-19



Keary Camunas



Jessica Trueblood

GAME RECORDS

HITTING

At-bats

6	Christian Stokes	vs. South Carolina	4/18/15
	Lauren Cumbess	at Ole Miss	4/13/14
	Kara Dill	at USC Upstate	2/24/13
	Nikki Jones	vs. Arkansas	4/27/03
	Jackie Haynes	vs. Middle Tennessee State	4/1/97
	Michelle Buccini	vs. Middle Tennessee State	4/1/97
	Jacki Haynes	vs. Mississippi State	4/11/97

Runs Scored

5	Kayla Kowalik	vs. NC Central	2/20/21
---	---------------	----------------	---------

Hits

5	Bailey Vick	vs. Georgia Tech	2/21/20
	Christian Stokes	vs. Long Beach State	2/19/15
	Beth Fogle	vs. Morehead State	3/5/02

RBI

6	Erin Coffel	vs. Jacksonville	2/24/22
	Renee Abernathy	vs. Auburn	3/25/22
	Erin Coffel	vs. Tennessee	4/3/21
	Erin Coffel	vs. New Mexico State	2/26/21
	Alex Martens	vs. Texas A&M	3/7/20
	Katie Reed	vs. Mississippi State	3/15/19
	Nikki Sagermann	at Alabama	5/5/13
	Griffin Joiner	vs. UNC	3/12/13
	Leslie Kwiatkowski	vs. Eastern Kentucky	3/1/00
	Brooke Marnitz	vs. Southern Miss.	2/10/07
	Rachel Riley	at Austin Peay	4/6/11

Doubles

3	Christian Stokes	vs. South Carolina	4/18/15
	Molly Johnson	vs. Indiana	4/1/08
	Emily Jolly	vs. DePaul	2/12/11

Triples

3	Meghan Cooper	vs. Kent State	2/17/06
---	---------------	----------------	---------

Home Runs

2 (47 times)	Last: Erin Coffel	vs. Jacksonville	2/24/22
--------------	-------------------	------------------	---------

Total Bases

11	Kayla Kowalik	vs. NC Central	2/21/20
----	---------------	----------------	---------

Walks

4 (4 times)	Last: Abbey Cheek	at Alabama	4/28/19
-------------	-------------------	------------	---------

Strikeouts

4 (8 times)	Last: Emily Gaines	vs. DePaul	5/18/14
-------------	--------------------	------------	---------

Sacrifice Hits

2 (45 times)	Last: Bailey Vick	vs. Liberty	2/7/20
--------------	-------------------	-------------	--------

Sacrifice Flies

2	Abbey Cheek	at Georgia	3/18/17
---	-------------	------------	---------

Stolen Bases

4	Bailey Vick	vs. Bradley	2/24/18
	Erin Rethlake	vs. Drexel	3/10/17
	Meagan Aull	vs. Kent State	3/24/09

Hit By Pitch

3	Ashley Dimkich	vs. Youngstown State	3/4/06
---	----------------	----------------------	--------

FIELDING

Putouts

21	Megan Yocke	vs. Tennessee Tech	4/16/11
----	-------------	--------------------	---------

Assists

9	Amber Janneck	vs. Eastern Kentucky	4/6/05
	Amber Janneck	vs. Western Kentucky	4/13/05
	Molly Johnson	vs. Florida	4/11/09
	Angie Dal Pozzo	vs. Louisville	4/18/01

Errors

4	Brooke Marnitz	vs. Alabama	3/21/04
	Nikki Jones	vs. Morehead State	3/5/02
	Angie Dal Pozzo	vs. Texas-San Antonio	2/10/01
	Meredith Seales	vs. UNC Greensboro	2/22/97

Passed Balls

4	Alli Eckman	vs. Ole Miss	3/12/05
---	-------------	--------------	---------

PITCHING

Innings Pitched

11.1	Autumn Humes	at Auburn	3/24/18
------	--------------	-----------	---------

Fewest Hits Allowed

0	20 Times	Last: Stephanie Schoover	vs. UC Santa Barbara	2/18/18
---	----------	--------------------------	----------------------	---------

Perfect Game

	Chanda Bell	at Austin Peay (Game 1)	4/6/11
	Rachel Riley	at Austin Peay (Game 2)	4/6/11

Runs Allowed

16	Lorie Horner	vs. Alabama	3/21/98
	Jennifer Young	vs. Indiana	4/1/08

Earned Runs Allowed

13	Amber Matousek	vs. Alabama	3/22/08
	Amber Matousek	vs. LSU	4/9/08

Walks Allowed

9	Jennifer Young	vs. Indiana	4/1/08
---	----------------	-------------	--------

Strikeouts

16	Chanda Bell	vs. Colorado State	2/25/11
16	Chanda Bell	vs. Tennessee Tech	4/16/11

Hits Allowed

18	Lorie Horner	vs. Alabama	3/21/98
18	Rachel Riley	at Georgia	4/10/11

Doubles Allowed

8	Jennifer Howland	vs. Akron	3/9/01
---	------------------	-----------	--------

Triples Allowed

2	Samantha Allen	vs. Cal-Poly	2/12/05
	Jennifer Howland	vs. Georgia	3/7/01
	Lorie Horner	vs. Missouri	2/15/97

Home Runs Allowed

6	Amber Matousek	vs. Alabama	3/22/08
---	----------------	-------------	---------



TEAM RECORDS

TEAM RECORDS-GAME

Hitting

At Bats: 43 at Ole Miss 4/13/14
Runs Scored:..... 23 vs. UC Santa Barbara 2/18/22
 Hits: **20 vs. UC Santa Barbara 2/18/22**
 Doubles: 6 twice, last at Miami (OH) 3/17/09
 Triples: 4 vs. Louisville 4/10/02
 Home Runs: 6 at Tennessee 4/27/18
 RBI: **23 vs. UC Santa Barbara 2/18/22**
Total Bases: 38 vs. UC Santa Barbara 2/18/22
 Walks: 13 vs. Indiana 3/2/08
 Strikeouts: 18 vs. WKU 4/23/15
 Stolen Bases: 8 Samford/Bradley .. 3/20/99 | 2/23/18

Fielding

Putouts: 33 5x, last vs. South Carolina 4/18/15
 Assists: 25 at South Carolina 5/2/09
 Errors: 7 vs. Texas-San Antonio 2/10/01
 Double Plays: 3 seven times, last vs. SIU 2/13/15

Pitching

Innings Pitched: 13.0 at Alabama 4/28/19
 Runs Allowed: 18 vs. Florida 3/17/01
 Earned Runs Allowed: 17 2x, last vs. Georgia 3/28/10
 Hits Allowed: 19 vs. Arkansas 3/31/07
Fewest Hits Allowed: 0 19x, last vs. UCSB 2/18/22
 Doubles Allowed: 8 vs. Akron 3/9/01
 Triples Allowed: 3 vs. Georgia 3/7/01
Home Runs Allowed: ... 6 2x, last vs. Oklahoma 3/23/22
 Walks Allowed: 9 4x, last at Alabama 5/4/13
 Strikeouts: 20 vs. Tennessee Tech 4/16/11

TEAM RECORDS-SEASON

Hitting

Batting Average: 305 2019
 At Bats: 1,797 2014
 Runs Scored: 381 2019
 Hits: 477 2000
 Doubles: 94 2019
 Triples: 18 2000, 2001, 2002
 Home Runs: 71 2014, 2019
 RBI: 346 2019
 Total Bases: 810 2019
 Walks: 227 2019
 Strikeouts: 426 2004
 Stolen Bases: 89 1999

Fielding

Fielding Percentage: (.976) 2018
 Putouts: 1,455 2014
 Assists: 673 2001
 Errors: 131 1997
 Double Plays: 32 2002

Pitching

Lowest ERA: 1.71 2016
 Lowest Opponents Batting Average:191 2016
 Innings Pitched: 485.0 2014
 Runs Allowed: 333 2005
 Fewest Runs Allowed: 130 2016
 Earned Runs Allowed: 253 2005
 Fewest Earned Runs Allowed: 98 2016
 Hits Allowed: 523 2005
 Fewest Hits Allowed: 250 2016
 Doubles Allowed: 101 2003
 Fewest Doubles Allowed: 44 2016
 Triples Allowed: 16 1997
 Fewest Triples Allowed: 2 2004
 Home Runs Allowed: 58 2008
 Fewest Home Runs Allowed: 10 1997
 Walks Allowed: 182 2013
 Fewest Walks Allowed: 93 1997
 Strikeouts: 403 2014
 Shutouts: 16 2000

TEAM RECORDS-SEASON

Games played 69 2014
 Wins 50 2014
 Losses 44 1997 & 1999
 Highest winning percentage781 (43-12) 2016
 Lowest winning percentage185 (10-44) 1997
 Seasons team fielded 25 (first in 1997)
 Winning seasons 15 (last in 2021)
 Losing seasons 11 (last in 2008)
 First tie UK 2, Texas-Arlington 2 (2/15/04)
 Longest coaching tenure Rachel Lawson, 14 yrs (2008-Pres.)
 Beth Pruitt, 8 yrs (1997-2004)

Consecutive losses 21 3/15/03 - 4/13/03
 Consecutive wins 19 2/12/21 - 3/7/21
 Consecutive shutout wins: 4 2/20/16 - 2/27/16
 Consecutive shutout losses: 6 3/29/06-4/2/06
 Consecutive games without an error: 6 3/6/15 - 3/15/15
 Extra-inning games: 10 2014
 Extra-inning wins: 8 2014
 Consecutive games with a stolen base: 16 2/17/02-3/17/02
 Consecutive games with a double: 12 3/16/02-4/6/02
 Consecutive games without extra-base hit: 5 - 3/9/97-3/12/97
 Most Combined Runs in a Game: 29 (4/1/08 Indiana 16, UK 13)
 Largest Margin of Victory: 22 2/29/20 vs. Detroit Mercy

SINGLE SEASON RECORDS BY CLASS

HITTING

Batting Average

Senior	Abbey Cheek	.428	2019
Junior	Kayla Kowalik	.495	2021
Soph.	Molly Johnson	.401	2008
Fresh.	Natalie Smith	.370	2007

(2020 not included, COVID-19)

Hits

Senior	Nikki Jones	71	2003
Junior	Kayla Kowalik	100	2021
Soph.	Leslie Kwiatkowski	77	1999
Fresh.	Leslie Kwiatkowski	71	1998

Doubles

Senior	Kwiatkowski/Reed	16	2001/19
Junior	Tiffany Kruse	16	2000
Soph.	Molly Johnson	20	2008
Fresh.	Alex Martens	13	2017

Triples

Senior	Nikki Jones	5	2003
Junior	Tiffany Kruse	7	2000
Soph.	Kayla Kowalik	8	2020
Fresh.	Leslie Kwiatkowski	6	1998

Home Runs

Senior	Brooke Marnitz	21	2007
Junior	Abbey Cheek	18	2018
Soph.	Sagermann/Peyton	13	2014/19
Fresh.	Erin Coffel	16	2021

Runs Batted In

Senior	Brooke Marnitz	61	2007
Junior	Alex Martens	66	2019
Soph.	Nikki Sagermann	49	2014
Fresh.	Erin Coffel	56	2021

Runs Scored

Senior	Abbey Cheek	54	2019
Junior	Kayla Kowalik	77	2021
Soph.	Kara Dill	44	2011
Fresh.	Kayla Kowalik	49	2019

Total Bases

Senior	Abbey Cheek	138	2019
Junior	Kayla Kowalik	159	2021
Soph.	Leslie Kwiatkowski	117	1999
Fresh.	Erin Coffel	118	2021

On Base Pct.

Senior	Abbey Cheek	.602	2019
Junior	Kayla Kowalik	.554	2021
Soph.	Molly Johnson	.472	2008
Fresh.	Erin Coffel	.450	2021

(2020 not included, COVID-19)

Slugging Pct.

Senior	Abbey Cheek	.908	2019
Junior	Kayla Kowalik	.787	2021
Soph.	Molly Johnson	.669	2008
Fresh.	Erin Coffel	.663	2021

Sacrifice Hits

Senior	Tiffany Kruse	9	2001
Junior	Beth Fogle	13	2001

Soph.	Megan Yocke	13	2009
Fresh.	Lorie Melchi	12	2003

Sacrifice Flies

Senior	Alice O'Brien	5	2013
Junior	Tatum Spangler	5	2021
Soph.	Nikki Sagermann	4	2014
	Rachel Friberg	4	2002
Fresh.	Lyndsey Angus	4	2000
	Brooke Marnitz	4	2004

Stolen Bases

Senior	Sylver Samuel	23	2016
Junior	Leslie Kwiatkowski	28	2000
Soph.	Meagan Aull	26	2009
Fresh.	Beth Fogle	34	1999

Walks

Senior	Abbey Cheek	64	2019
Junior	Brittany Cervantes	48	2011
Soph.	Ansley Smith	30	2014
Fresh.	Maisie Steed	44	2013

Hit by Pitch

Senior	Meghan Cooper	16	2006
Junior	Molly Johnson	10	2009
Soph.	Ansley Smith	15	2014
Fresh.	Erin Coffel	15	2021

FIELDING

Putouts

Senior	Maisie Steed	385	2016
Junior	Griffin Joiner	442	2014
Soph.	Griffin Joiner	343	2013
Fresh.	Jenny Schaper	399	2016

Assists

Senior	Molly Johnson	131	2010
Junior	Angie Dal Pozzo	167	2001
Soph.	Christian Stokes	167	2014
Fresh.	Angie Dal Pozzo	143	1999

Fielding Pct.

Senior	Griffin Joiner	1.000	2015
	Beth Fogle	1.000	2002
Junior	Michelle Bucci	1.000	1999
	Jennifer Howland	1.000	2001
Soph.	Meagan Aull	1.000	2009
Fresh.	Jenny Schaper	.993	2016

PITCHING

ERA (min. 10 appearances)

Senior	Kelsey Nunley	1.27	2016
Junior	Meagan Prince	1.85	2016
Soph.	Kelsey Nunley	1.88	2014
Fresh.	Lauren Cumbess	1.99	2011

Win-loss pct. (min. 10 appearances)

Senior	Lauren Cumbess	.909 (10-1)	2014
Junior	Meagan Prince	.778 (21-6)	2016
Soph.	Kelsey Nunley	.731 (30-11)	2014
Fresh.	Ellen Weaver	.857 (6-1)	2011

Wins

Senior	Kelsey Nunley	21	2016
Junior	Meagan Prince	21	2016
Soph.	Kelsey Nunley	30	2014

Fresh.	Kelsey Nunley	27	2013
--------	---------------	----	------

Appearances

Senior	Keary Camunas	41	2000
Junior	Keary Camunas	43	1999
Soph.	Kelsey Nunley	45	2014
Fresh.	Samantha Allen	49	2005

Games Started

Senior	Keary Camunas	36	2000
Junior	Keary Camunas	34	1999
Soph.	Kelsey Nunley	36	2014
Fresh.	Amy Kendall	32	2003

Complete Games

Senior	Keary Camunas	28	2000
Junior	Keary Camunas	26	1999
Soph.	Keary Camunas	33	1998
Fresh.	Amy Kendall	29	2003

Shutouts

Senior	Keary Camunas	9	2000
Junior	Chanda Bell	7	2011
Soph.	Kelsey Nunley	7	2014
Fresh.	Chanda Bell	3	2009
	Lauren Cumbess	3	2011
	Kelsey Nunley	3	2013

Strikeouts

Senior	Kelsey Nunley	203	2016
Junior	Chanda Bell	205	2011
Soph.	Chanda Bell	288	2010
Fresh.	Chanda Bell	216	2009

Opponent Batting Avg. (min. 200 AB)

Senior	Kelsey Nunley	.178	2016
Junior	Chanda Bell	.175	2011
Soph.	Lauren Cumbess	.193	2012
Fresh.	Lauren Cumbess	.201	2011

(2020 not included, COVID-19)



Leslie Kwiatkowski

LETTERWINNERS

A

Becky Abner	2003
Renee Abernathy	2019-Pres.
Jessica Adkins	2009-10
Amanda Allen	2012
Samantha Allen	2005-07
Macy Allen	2009-12
Amy Anderson	1998
Elie Anderson	2004
Haley Andrus	2015-16
Lyndsey Angus	2000-03
Meagan Aull	2008-11

B

Grace Baalman	2018-2021
Jaci Babbs	2019-Pres.
Chanda Bell	2009-12
Becky Bishop	2007
Brynlee Bigelow	2017
Emmy Blane	2020-Pres.
Jenna Blanton	2021-Pres.
Colleen Boddy	1999-2000
Emma Boitnott	2020-Pres.
Brook Bowman	2002-04
Maclai Branson	2019
Lindsay Brogdon	2006-08
Megan Brooks	2002-04
Amanda Brown	2002
Michelle Bucci	1997-2000

C

Keary Camunas	1997-2000
Katie Campbell	2004-07
Ginny Carroll	2011-14
Brittany Cervantes	2009-12
Abbey Cheek	2016-19
Kristen Cochran	2005
Erin Coffel	2021-Pres.
Megan Cooper	2002-06
Kennedy Cowden	2019
Lauren Cumbess	2011-14
Aimee Currier	2009

D

Angie Dal Pozzo	1999-2002
Jamie Dardis	2000-02
Gabi Deters	2020
Samantha DeMartine	2008-11
Sandi Dengler	1999-2002
Kara Dill	2010-13
Ashley Dimkich	2005-08

E

Taylor Ebbs	2021-Pres.
Alli Eckman	2005-07
Andrea Eilertson	1999-2002
Jackie Elston	1998
Ella Emmert	2021-Pres.

F

Elizabeth Fadde	2006-07
Ashley Fertic	2004-07
Gina Florence	2004-07
Beth Fogle	1999-2002
Bethany Foster	1999
Sarah Frazer	2011-14
Rachel Friberg	2001-04
Victoria Fragoso	2021-Pres.

G

Emily Gaines	2011-14
Tekeya Garr-Carter	2019-2020

Sloan Gayan	2020-Pres.
Whitney Glass	1999
Megan Glenn	2003-06
Crystal Grace	1997-98
Lindsay Griggs	2012
Ashleigh Gustafson	2009-12

H

Izzy Harrison	2021-Pres.
Meeko Harrison	2021-Pres.
Jacki Haynes	1997-98
Katie Henderson	2013
Kelsee Henson	2016-19
Brooklin Hinz	2015-18
Lorie Horner	1997-98
Lindsay Houser	1997-98
Kara Howard	2012-15
Jennifer Howland	1999-2002
Hannah Huffman	2016-18
Autumn Humes	2018-2021

J

Amber Janneck	2004-05
Allie Jest	2009
Lauren Johnson	2018-Pres.
Kalia Johnson	2017-2018
Molly Johnson	2007-10
Griffin Joiner	2012-15
Emily Jolly	2011-14
Megan Jolly	2007-08
Nikki Jones	2000-03

K

Madison Kearschner	2016-2017
Amy Kendall	2003-06
Callie Kovacs	2004-05
Kayla Kowalik	2019-Pres.
Tiffany Kruse	1998-2001
Leslie Kwiatkowski	1998-2001

L

Alexia Lacatena	2021-Pres.
Aubrey Lamar	2011-12
Melissa Leto	1997-98
Cassie Lindmark	2020-2021
Ingrid Lochelt	2003
Liz Love	1999
Monique Lovell	2001

M

Emily Marks	2004-05
Morgan Marr	2000-02
Shanna Martini	1999
Stephanie Martino	2014-16
Alex Martens	2017-2020
Brooke Marnitz	2004-07
Amber Matousek	2007-10
Morgan McCallum	2017
Katie McCarty	2006-09
Lori Melchi	2003-06
Rachael Metzger	2015-18
Audrey Meyer	2007-08
Megan Miller	2006
Hallie Mitchell	2021-Pres.
Kierston Moore	2017
Susan Moore	1997-98
Destinee Mordecai	2007-10

N

Jessica Nance	2002-05
Vanessa Nesby	2021-Pres.
Amber Nix	2005

Kelsey Nunley	2013-16
---------------	---------

O

Alice O'Brien	2010-13
Kristen O'Haver	2009

P

Mallory Peyton	2018-2021
Lydia Pierce	2006
Meagan Prince	2014-17
Tracie Potts	1999-2000
Gretchen Prugh	2004

R

Sarah Rainwater	2016-19
Briona Rance	2019
Ali Ray	2006
Breanne Ray	2014-17
Katie Reed	2016-19
Erin Rethlake	2015-18
Jessica Rice	2007
Darlington Richardson	2013-15
Rachel Riley	2009-12
Jessica Rose	2010
Annie Rowlands	2008-11
Ashley Ruiz	2017-18

S

Nikki Sagermann	2013-16
Sylver Samuel	2013-16
Jenny Schaper	2016-19
Stephaine Schoonover	2021-Pres.
Meghan Schorman	2019-2021
Jenny Sibert	2004-07
Erika Silence	2009-12
Ansley Smith	2013-16
Krystal Smith	2011-14
Natalie Smith	2007-10
Rylea Smith	2020-Pres.
Shannon Smith	2014-17
Sarah Snider	1997-2000
Tatum Spangler	2019-Pres.
Larissa Spellman	2017-2020
Maisie Steed	2013-16
Miranda Stoddard	2020-Pres.
Christian Stokes	2013-16
Kennedy Sullivan	2021-Pres.
Joy Sutton	2001

T

Stephanie Thompson	1998
Erica Thulen	2021-Pres.
Margaret Tobias	2021-Pres.
Bethany Todd	2018
Jessica Trueblood	2006

V

Bailey Vick	2017-2020
Marie Vida	2001

W

Kristi Warneke	2005
Ellen Weaver	2011-13
Bethany Wiegand	1999
Crystalie Wolfe	2003-04

Y

Megan Yocke	2008-11
Jennifer Young	2007-10

ALL-TIME JERSEY NUMBERS

#00	Hallie Mitchell 2021-Pres. Tekiya Garr-Carter 2019-2020 Natalie Smith 2007-10 Jacqueline Haynes 1997-98
-----	---

#1	Miranda Stoddard 2020-Pres. Sarah Rainwater 2016-19 Rachel Riley 2011-12 Amber Matousek 2007-10 Megan Miller 2006 Megan Brooks 2002-04 Marie Vida 2001
----	---

#2	Bailey Vick 2017-2020 Sylvester Samuel 2013-16 Chanda Bell 2009-12 Jenny Sibert 2005-07
----	--

#3	Taylor Ebbs 2021-Pres. Grace Baalman 2018-2021 Shannon Smith 2014-2017 Ginny Carroll 2011-12 Aimee Currier 2009 Jessica Rice 2007 Jessica Trueblood 2006 Brooke Marnitz 2004-05 Andrea Eilertson 1999-2002
----	---

#4	Renee Abernathy 2019-Pres. Haley Andrus 2015-16 Macy Allen 2009-12 Audrey Meyer 2007-08 Nikki Jones 2000-03
----	--

#5	Tatum Spangler 2019-Pres. Meagan Prince 2014-2017 Lindsay Griggs 2012 Gina Florence 2004-07 Bobbi Darretta 2003 Angie Dal Pozzo 1999-2002 Stephanie Thompson 1998 Michelle Brown 1997
----	---

#6	Victoria Fragoso 2021-Pres. Jenny Schaper 2016-19 Katie McCarty 2006-09 Amber Nix 2005
----	--

#7	Autumn Humes 2018-2021 Morgan McCallum 2017 Maisie Steed 2013-16 Kristen O'Haver 2009 Alli Eckman 2005-07 Elie Anderson 2004 Brook Bowman 2002-04 Tiffany Kruse 1997-2001
----	--

#8	Kennedy Sullivan 2021-Pres. Briona Rance 2019 Erin Rethlake 2015-2018 Katie Henderson 2013 Ashleigh Gustafson 2009-12 Samantha Allen 2006-08 Amber Janneck 2004-05 Michelle Hall 2003 Meghan Cooper 2002 Tracie Potts 1999-2000 Monique Lovell 2001 Leslie Kwiatkowski 1998 Suzanne Kopulos 1997
----	---

#9	Lauren Johnson 2018-Pres. Breanne Ray 2014-2017 Alice O'Brien 2010-13 Savannah Mitcham 2004 Jamie Dardis 2000-02 Liz Love 1999 Kolleen Fitzgerald 1997
----	---

#10	Jenna Blanton 2021-Pres. Olivia Ward 2019 Christian Stokes 2013-16 Meagan Aull 2008-2011 Ashley Fortic 2004-07
-----	---

Leslie Floyd 2002 Sarah Snider 1997-2000

#11	Vanessa Nesby 2021-Pres. Abbey Cheek 2016-19 Krystal Smith 2011-14 Rachel Riley 2009-10 Becky Bishop 2007-08 Ali Ray 2006 Callie Kovacs 2004-05 Becky Abner 2003 Jennifer Howland 1999-2002 Andrea Goepfrich 1997
-----	---

#12	Margaret Tobias 2021-Pres. Megan Yocke 2008-2011 Lydia Pierce 2006 Rachel Friberg 2001-04 Sandi Dengler 1999-2000 Amy Anderson 1998 Brooke Tilley 1997
-----	---

#13	Mallory Peyton 2018-2021 Griffin Joiner 2012-15 Destinee Mordecai 2007-10 Susan Moore 1997-98
-----	--

#14	Jaci Babbs 2019-Pres. Brittany Cervantes 2009-12 Emily Marks 2004-05 Lyndsey Angus 2000-03 Susan Messmer 1999 Crystal Grace 1997-98
-----	---

#15	Kara Dill 2010-13 Brooke Marnitz 2006-07 Jessica Nance 2002-05 Joy Sutton 2001 Bethany Foster 1999 Lindsay Houser 1997-98
-----	--

#16	Aubrey Lamar 2011-12 Elizabeth Fadde 2006-07
-----	---

#17	Sloan Gayan 2020-Pres. Bethany Todd 2018 Annie Rowlands 2008-2011 Kristen Cochran 2005
-----	--

#18	Amanda Allen 2012 Molly Johnson 2007-10 Gretchen Prugh 2004 Kathleen Biondi 2003 Julie Castelli 2002 Leslie Kwiatkowski 1998-2001 Melissa Leto 1997-98
-----	--

#19	Rylea Smith 2020-Pres. Kelsee Henson 2016-19 Lauren Cumbess 2011-14 Allie Jest 2009 Meghan Cooper 2003-06 Morgan Marr 2000-02 Bethany Wiegand 1999 Courtney Woodrow 1997
-----	--

#20	Erica Thulen 2021-Pres. Maclai Branson 2019.
-----	--

#21	Erin Coffel 2021-Pres. Hannah Huffman 2016-2018 Emily Jolly 2011-14 Jessica Adkins 2009-10 Megan Jolly 2007-08 Megan Glenn 2003-06 Sandi Dengler 2001-02 Michelle Buccì 1997-2000
-----	---

#22	Kierston Moore 2017 Samantha DeMartine 2008-2011 Katie Campbell 2004-07 Ingrid Lochelt 2003
-----	--

Whitney Glass 1999

#23	Stephanie Schoonover 2021-Pres. Katie Reed 2016-19 Jessica Rose 2010 Jenny Sibert 2004 Amanda Brown 2002 Shanna Martini 1999 Meredith Sales 1997
-----	---

#24	Emma Boitnott 2020-Pres. Kennedy Cowden 2019 Madison Kearschner 2016-2017 Kara Howard 2012-15
-----	---

#25	Emmy Blane 2020-Pres. Brooklin Hinz 2015-18 Erika Silence 2009-12 Samantha Allen 2005
-----	---

#26	Meghan Schorman 2019-2021 Stephanie Martino 2014-16 Ellen Weaver 2011-13 Ashley Dimkich 2005-08
-----	--

#27	Emily Gaines 2011-14
-----	----------------------------

#28	Ashley Ruiz 2017-2018 Jennifer Young 2007-10 Lori Melchi 2003-06 Beth Fogle 1999-2002 Jackie Elston 1998
-----	--

#29	Amy Kendall 2003-06 Keary Camunas 1997-2000
-----	--

#30	Larissa Spellman 2017-2020 Ginny Carroll 2013-14
-----	---

#32	Lindsay Brogdon 2006-08 Kristi Warneke 2005
-----	--

#33	Alex Martens 2017-2020 Kelsey Nunley 2013-16 Crystalie Wolfe 2003-04 Colleen Boddy 1999-2000 Lori Horner 1997-98
-----	--

#34	Cassie Lindmark 2020-2021
-----	---------------------------------

#35	Alexia Lacatena 2021-Pres.
-----	---

#42	Izzy Harrison 2021-Pres. Brynlee Bigelow 2017 Ansley Smith 2013-16
-----	---

#43	Darrington Richardson 2013-15
-----	-------------------------------------

#44	Gabi Deters 2020 Rachael Metzger 2015-2018 Sarah Frazer 2011-14
-----	---

#64	Ella Emmert 2021-Pres.
-----	-------------------------------------

#77	Meeko Harrison 2021-Pres. Nikki Sagermann 2013-16
-----	---

#88	Kaila Johnson 2017-2018
-----	-------------------------------

#99	Kayla Kowalik 2019-Pres
-----	--------------------------------------



#00 Hallie Mitchell



Forsyth, Ill. / Moroa-Forsythe HS



Freshman / Sustainable Agriculture & Community



C



Bats: L / Throws: R



2022:

- * Got her first-career start in UK's 3-1 win against Liberty as the catcher for Alexia Lacatena
- * Has hits against UC Santa Barbara and LIU this season
- * Started behind the plate in UK's midweek against Ohio State

Category	Season High (Last)	Career High (Last)
At-Bats	3 vs. LIU (2/25/22)	3 vs. LIU (2/25/22)
Runs	2 vs. LIU (2/25/22)	2 vs. LIU (2/25/22)
Hits	1, twice, last vs. LIU (2/25/22)	1, twice, last vs. LIU (2/25/22)
RBI	1 vs. Jacksonville (2/23/22)	1 vs. Jacksonville (2/23/22)
Walks	-	-
Stolen Bases	-	-
Hitting Streak (current)	1 (1)	1 game (Current)

CAREER STATS

Year	AVG	GP	GS	AB	R	H	2B	3B	HR	RBI	TB	SLG%	BB	HBP	SO	GDP	OB%	SF	SH	SB	ATT	PO	A	E	FLD%
2022	.400	18	4	5	10	2	0	0	0	1	2	.400	0	0	1	0	.333	1	0	1	2	12	1	0	1.000
TOTAL	.400	18	4	5	10	2	0	0	0	1	2	.400	0	0	1	0	.333	1	0	1	2	12	1	0	1.000



#1 Miranda Stoddard



Anaheim, Calif./Orange Lutheran HS




Junior / History



UTL



Bats: R / Throws: R



2022:

- * Complete-game pitching performance and grand slam in win over #19 Michigan, 9-2
- * Won the season opener in the circle against Wisconsin with a complete game (2R, 5H, 0BB, 5K)
- * Two-run HR at Arizona in the bottom of the third inning to give UK a 3-2 lead in a game UK won 7-6
- * Five-RBI game vs. Valpo, a new career-high
- * Grand slam vs. Miami (OH)
- * Six multi-RBI games this season at the plate

Category	Season High (Last)	Career High (Last)
At-Bats	5, last vs. Ole Miss (4/10/22)	4, eight times, last vs. Ole Miss (4/10/22)
Runs	2, twice, last at Miami (3/16/22)	2, six times, last at Miami (3/16/22)
Hits	2, five times, last vs. Ole Miss (4/10/22)	3 vs. Campbell (2/20/21)
RBI	5 vs. Valpo (3/11/22)	5 vs. Valpo (3/11/22)
Walks	1, seven times, last vs. Ole Miss (4/10/22)	2, four times, last vs. Auburn (4/17/21)
Stolen Bases	1, twice, last vs. Kent State (3/5/22)	1, twice, last vs. Kent State (3/5/22)
Hitting Streak (current)	4 (0)	6 (2021)

CAREER STATS

Year	ERA	W	L	App	GS	CG	SHO	CBO	SV	IP	H	R	ER	BB	SO	2B	3B	HR	BF	B/Avg	WP	HBP	BK	SFA	SHA
2020	4.20	2	0	7	2	1	0	0	1	16.2	18	11	10	3	11	3	0	6	72	.261	1	0	0	0	0
2021	3.17	4	0	19	3	0	0	1	2	53.0	70	30	24	9	23	9	0	5	236	.318	3	1	0	1	5
2022	3.30	5	3	16	11	4	1	0	1	59.1	61	30	28	93	0	12	0	7	251	.262	2	6	0	2	1
TOTAL	3.36	11	3	42	16	5	1	1	4	129.0	149	71	62	21	64	24	0	18	559	.285	6	7	0	3	6
Year	AVG	GP	GS	AB	R	H	2B	3B	HR	RBI	TB	SLG%	BB	HBP	SO	GDP	OB%	SF	SH	SB	ATT	PO	A	E	FLD%
2020	.333	18	7	21	7	7	2	0	1	8	12	.571	5	2	4	0	.483	1	0	0	0	13	14	4	.871
2021	.207	57	55	135	25	28	4	0	8	26	56	.415	21	2	28	1	.321	1	5	2	2	48	103	10	.938
2022	.256	35	34	78	18	20	6	0	6	23	44	.564	7	1	21	0	.322	1	5	2	3	27	61	9	.907
TOTAL	.235	110	96	234	50	55	12	0	15	57	112	.479	33	5	53	1	.338	3	10	4	5	88	178	23	.920



#3 Taylor Ebbs



Keizer, Oregon / McNary HS




Freshman / Kinesiology



1B



Bats: L / Throws: R



2022:

- * 2021 Oregon Gatorade Player of the Year in high school
- * Has hits in five of the last seven games with two of those being HR's
- * Two-run go-ahead double in UK's 7-6 win at #11 Arizona on Feb. 19
- * Six multi-RBI games this season
- * Five multi-hit games, including two of the last three games
- * HR vs. Kent State on home-opening weekend
- * HR's in back-to-back games of the Hillenbrand Invitational and FAU Strikeout Cancer Classic against UC Santa Barbara and Jacksonville

Category	Season High (Last)	Career High (Last)
At-Bats	4, five times, last vs. Ohio (3/10/22)	4, five times, last vs. Ohio (3/10/22)
Runs	2, twice, last vs. Ole Miss (4/10/22)	2, twice, last vs. Ole Miss (4/10/22)
Hits	2, five times, last vs. Ole Miss (4/10/22)	2, five times, last vs. Ole Miss (4/10/22)
RBI	2, six times, last vs. Louisville (4/12/22)	2, six times, last vs. Louisville (4/12/22)
Walks	2, twice, last vs. Michigan (3/4/22)	2, twice, last vs. Michigan (3/4/22)
Stolen Bases	-	-
Hitting Streak (current)	6 games (1)	6 games (2022)

CAREER STATS

Year	AVG	GP	GS	AB	R	H	2B	3B	HR	RBI	TB	SLG%	BB	HBP	SO	GDP	OB%	SF	SH	SB	ATT	PO	A	E	FLD%
2022	.321	36	34	84	13	27	7	1	5	18	51	.607	11	0	12	0	.400	0	2	0	0	180	6	8	.959
TOTAL	.321	36	34	84	13	27	7	1	5	18	51	.607	11	0	12	0	.400	0	2	0	0	180	6	8	.959




#4 Renee Abernathy



Springfield, Illinois / Sacred Heart Griffin HS



Senior / Health Human Science (Physician Asst.)



OF



Bats: L / Throws: L



- 2021 NFCA Third Team All-Region (OF)
 - SEC Player of the Week (March 29)

2022:

- * Inside-the-park HR on March 11 vs. Buffalo in the Bluegrass Classic, the first inside-the-park HR at Kentucky since 2014
- * Has a hit in 11 of the last 12 games
- * Homered off of Jordy Bahl in UK's game vs. Oklahoma. Just the third HR this year given up by Bahl.
- * Hit a HR in four-straight games (Oklahoma, Auburn 3x)
- * Two walk-off HR's against Auburn (Games 1 and 3)
- * Hit .857 in the Bluegrass Classic (6-7, 6H, 2 HR, 8 RBI, 2 BB)
- * Three different RBI hits vs. Ohio on March 10 for a new career-high five RBI game
- * UK's leading hitter in the 2021 NCAA Regional, with a .500 average 7 hits, 3 doubles, a HR, 3 RBI and a walk
- * 9 multi-hit games

Category	Season High (Last)	Career High (Last)
At-Bats	5 at LSU (4/2/22)	5 at LSU (4/2/22)
Runs	3 vs. Valpo (3/11/22)	3, twice, last vs. Valpo (3/11/22)
Hits	3 vs. Ohio (3/10/22)	3, eight times, last vs. Ohio (3/10/22)
RBI	5 vs. Ohio (3/10/22)	5 vs. Ohio (3/10/22)
Walks	2, twice, last vs. Ole Miss (4/10/22)	2, five times, last vs. Ole Miss (4/10/22)
Stolen Bases	1, three times, last vs. Buffalo (3/11/22)	1, nine times, last vs. Buffalo (3/11/22)
Hitting Streak (current)	10 (1)	10 games (Current)

CAREER STATS

Year	AVG	GP	GS	AB	R	H	2B	3B	HR	RBI	TB	SLG%	BB	HBP	SO	GDP	OB%	SF	SH	SB	ATT	PO	A	E	FLD%
2019	.000	12	2	6	1	0	0	0	0	0	0	.000	2	0	4	0	.250	0	0	0	0	0	0	0	.000
2020	.235	22	6	34	7	8	2	0	1	9	13	.382	6	1	6	0	.366	0	0	0	5	0	1	1	.833
2021	.357	59	58	171	33	61	9	2	13	48	113	.661	15	10	23	0	.428	5	2	6	8	59	1	1	.984
2022	.351	37	34	94	29	33	5	1	10	35	70	.745	13	3	21	0	.441	1	4	3	4	41	2	3	.935
TOTAL	.334	130	100	305	70	102	16	3	24	92	196	.643	36	14	54	0	.421	6	6	9	12	105	3	5	.956



#5 Tatum Spangler



Henderson, Nevada / Coronado HS



Senior / Animal Sciences (Veterinary)



INF/OF/P



Bats: L / Throws: L



- Nevada Preps Softball Player of the Year in 2018
- Nevada Preps Pitcher of the Year for the Sunrise Region in 2018 and 2017
- Helped Coronado High School to a Southeast Division championship in her freshman season and a third-place finish in the State Championships her junior year.
- First Team All-State the last 3 years and second team her freshman year

2022:

- * Broke her left (pitching hand) thumb in practice leading into Week 2; Returned to the circle on March 25 vs. Auburn
- * Won all 3 games at LSU with 9.0 innings, only allowing one run
- * Struck out a career-high 7 batters on Friday night in a 5-3 win over #20 LSU at Tiger Park
- * Has already matched her career-high win totals from 2019 and 2021

Category	Season High (Last)	Career High (Last)
At-Bats	4 at LSU (4/3/22)	5 vs. Georgia (4/11/21)
Runs	2 vs. UC Santa Barbara (2/18/22)	3, three times, last vs. ECU (4/14/21)
Hits	2 vs. UC Santa Barbara (2/18/22)	3, four times, last vs. ECU (4/14/21)
RBI	2 vs. UC Santa Barbara (2/18/22)	3 vs. ECU (4/14/21)
Walks	-	2 vs. Northwestern (5/22/21)
Stolen Bases	1, three times, last vs. Ohio (3/10/22)	1, seven times, last vs. Ohio (3/10/22)
Hitting Streak (current)	2 (0)	11 games (2021)
Innings	5.1 at LSU (4/1/22)	6.0 vs. Stetson (2/27/21)
Strikeouts	7 at LSU (4/1/22)	7, twice, last at LSU (4/1/22)
Wins	4	4 (2019, 2021, 2022)

CAREER STATS

Year	AVG	GP	GS	AB	R	H	2B	3B	HR	RBI	TB	SLG%	BB	HBP	SO	GDP	OB%	SF	SH	SB	ATT	PO	A	E	FLD%
2019	.188	41	9	16	8	3	1	0	0	3	4	.250	1	0	4	0	.222	1	1	0	0	17	3	3	.870
2020	.286	21	19	49	13	14	5	0	1	4	22	.449	4	1	8	1	.352	0	1	1	1	7	5	0	1.000
2021	.351	58	53	151	37	53	12	2	2	23	75	.497	7	0	24	0	.366	6	7	3	5	87	10	7	.933
2022	.182	29	13	44	9	8	1	0	0	8	9	.205	0	1	7	0	.200	0	1	3	3	15	4	1	.950
TOTAL	.300	149	94	260	67	78	19	2	3	38	110	.423	12	2	43	1	.327	7	10	7	9	126	22	11	.931
Year	ERA	W	L	App	GS	CG	SHO	CBO	SV	IP	H	R	ER	BB	SO	2B	3B	HR	BF	B/Avg	WP	HBP	BK	SFA	SHA
2019	3.73	4	1	10	4	2	1	1	0	20.2	20	11	11	12	17	4	1	0	99	.238	4	3	0	0	0
2020	4.94	0	1	7	3	0	0	1	0	11.1	10	10	8	7	12	1	0	2	55	.227	2	2	0	1	1
2021	2.44	4	3	9	6	1	0	1	0	28.2	22	13	10	10	25	4	0	1	127	.200	2	5	0	1	1
2022	0.69	4	0	8	0	0	0	0	0	20.1	17	4	2	7	19	8	0	0	85	.218	0	0	0	0	0
TOTAL	2.68	12	5	34	13	3	1	3	0	81.0	69	38	31	36	73	17	1	3	366	.218	8	10	0	2	2



#6 Victoria Fragoso



La Mirada, California / Orange Lutheran HS




Sophomore / Marketing & Management



INF



Bats: R/ Throws: R



2022:

* Hit her first-career home run against UC Santa Barbara on Feb. 18 at the Hillenbrand Invitational

Category	Season High (Last)	Career High (Last)
At-Bats	3 vs. UC Santa Barbara (2/18/22)	3 vs. UC Santa Barbara (2/28/22)
Runs	2 vs. UC Santa Barbara (2/18/22)	2 vs. UC Santa Barbara (2/18/22)
Hits	2 vs. UC Santa Barbara (2/18/22)	2 vs. UC Santa Barbara (2/18/22)
RBI	4 vs. UC Santa Barbara (2/18/22)	4 vs. UC Santa Barbara (2/18/22)
Walks	-	-
Stolen Bases	-	-
Hitting Streak (current)	2 games (0)	3 games (2021)

CAREER STATS

Year	AVG	GP	GS	AB	R	H	2B	3B	HR	RBI	TB	SLG%	BB	HBP	SO	GDP	OB%	SF	SH	SB	ATT	PO	A	E	FLD%
2021	.429	10	0	7	0	3	0	0	0	1	3	.429	0	1	2	0	.500	0	0	0	0	2	3	1	.833
2022	.231	14	1	13	2	3	0	0	1	4	6	.462	0	0	3	0	.231	0	1	0	0	2	0	0	1.000
TOTAL	.300	24	1	20	2	6	0	0	1	5	9	.450	0	1	5	0	.333	0	1	0	0	4	3	1	.875



#8 Kennedy Sullivan



Georgetown, Ky. / Western Kentucky University



Senior / Liberal Studies



OF/P



Bats: R / Throws: R



- CUSA All-Tournament Team (2021)

2022:

- * Transferred in from Western Kentucky University, where she beat UK in a 2-1 9-inning game in 2021 as the pitcher
- * Will be UK's DP in most games this season, but can also play RF.
- * Was the WP with 3.2 IP against #11 Arizona to pick up the win, and also went 2-for-3 at the plate in the game with a HR and two RBI
- * Two-run HR vs. Michigan in UK's 9-2 win over the Wolverines

Category	Season High (Last)	Career High (Last)
At-Bats	4, four times, last vs. Alabama (3/20/22)	4, four times, last vs. Alabama (3/20/22)
Runs	2, twice, last vs. Michigan (3/4/22)	2, twice, last vs. Michigan (3/4/22)
Hits	2, three times, last at Alabama (3/20/22)	2, three times, last at Alabama (3/20/22)
RBI	3, twice, last vs. Drake (3/4/22)	3, twice, last vs. Drake (3/4/22)
Walks	1, four times, last vs. FAU (2/24/22)	1, four times, last vs. FAU (2/24/22)
Stolen Bases	-	-
Hitting Streak (current)	7 (0)	7 games (2022)
Innings	5.0 vs. Miami (3/16/22)	5.0 vs. Miami (3/16/22)
Strikeouts	5 vs. Michigan (3/3/22)	5 vs. Michigan (3/3/22)
Wins	2	2 (2022)

CAREER STATS

Year	AVG	GP	GS	AB	R	H	2B	3B	HR	RBI	TB	SLG%	BB	HBP	SO	GDP	OB%	SF	SH	SB	ATT	PO	A	E	FLD%
2022	.290	34	22	62	11	18	5	0	4	17	35	.565	5	0	15	0	.338	1	1	0	0	2	2	0	1.000
TOTAL	.290	34	22	62	11	18	5	0	4	17	35	.565	5	0	15	0	.338	1	1	0	0	2	2	0	1.000

Year	ERA	W	L	App	GS	CG	SHO	CBO	SV	IP	H	R	ER	BB	SO	2B	3B	HR	BF	B/Avg	WP	HBP	BK	SFA	SHA
2022	3.36	2	1	12	2	0	0	0	0	25.0	23	18	12	7	16	4	0	6	106	.245	1	2	0	1	2
TOTAL	3.36	2	1	12	2	0	0	0	0	25.0	23	18	12	7	16	4	0	6	106	.245	1	2	0	1	2



#9 Lauren Johnson



Owensboro, Kentucky / Daviess HS



5th Year / Integrated Strategic Communication



UTL



Bats: L / Throws: R



- 2015 Kentucky Region Three Player of the Year and Tournament MVP
- 2017 Kentucky All-State Academic

2022:

- * The only senior to use her COVID year of eligibility to come back for a fifth year
- * 11 multi-hit games, including five three-hit games
- * Has scored 2+ runs in seven games this season
- * Career-high five RBI against Iowa on Feb. 12

Category	Season High (Last)	Career High (Last)
At-Bats	5 at LSU (4/2/22)	5, four times, last at LSU (4/2/22)
Runs	3, twice, last vs. Jacksonville (2/24/22)	4 vs. NC Central (2/20/21)
Hits	3, five times, last at LSU (4/2/22)	3, 13 times, last at LSU (4/2/22)
RBI	5 vs. Iowa (2/12/22)	5 vs. Iowa (2/12/22)
Walks	2 vs. Alabama (3/20/22)	3, vs. Indiana (3/14/18)
Stolen Bases	2 vs. Alabama (3/20/22)	2, eight times, last vs. Alabama (3/20/22)
Hitting Streak (current)	6 games (2)	11 (2019)

CAREER STATS

Year	AVG	GP	GS	AB	R	H	2B	3B	HR	RBI	TB	SLG%	BB	HBP	SO	GDP	OB%	SF	SH	SB	ATT	PO	A	E	FLD%
2018	.242	56	38	99	20	24	2	1	1	17	31	.313	22	4	23	0	.394	2	0	6	9	14	3	0	1.000
2019	.345	59	56	148	39	51	14	2	3	21	78	.527	21	1	22	0	.429	0	3	6	8	27	0	2	.931
2020	.323	24	22	65	16	21	3	1	3	18	35	.538	13	3	10	0	.451	1	1	3	5	29	37	7	.904
2021	.344	59	59	189	40	65	11	4	0	42	84	.444	20	2	22	0	.410	1	4	12	16	91	43	7	.950
2022	.373	37	37	118	36	44	6	4	4	29	70	.593	10	0	14	0	.415	2	4	6	6	64	1	2	.970
TOTAL	.331	235	212	619	151	205	36	12	11	127	298	.481	86	10	91	0	.417	6	12	33	44	225	84	18	.945



#11 Vanessa Nesby



Corona, California / Santiago HS




Sophomore / Pre-Marketing & Pre-Management



OF



Bats: L / Throws: R



2022:

- * One of UK's top pinch runners off the bench
- * Speedy slapper
- * One of the best outfielders on the team and will be used in specialty defensive situations

Category	Season High (Last)	Career High (Last)
At-Bats	3 vs. UC Santa Barbara (2/18/22)	3 vs. UC Santa Barbara (2/18/22)
Runs	2 vs. UC Santa Barbara (2/18/22)	2 vs. UC Santa Barbara (2/18/22)
Hits	2 vs. UC Santa Barbata (2/18/22)	2 vs. UC Santa Barbata (2/18/22)
RBI	-	1 vs. Morehead State (3/31/21)
Walks	-	-
Stolen Bases	-	1, twice, last vs. Alabama (3/28/21)
Hitting Streak (current)	1 game (0)	2 games (2021)

CAREER STATS

Year	AVG	GP	GS	AB	R	H	2B	3B	HR	RBI	TB	SLG%	BB	HBP	SO	GDP	OB%	SF	SH	SB	ATT	PO	A	E	FLD%
2021	.286	35	0	7	14	2	1	1	0	1	5	.714	0	0	2	0	.286	0	0	2	2	4	0	2	.667
2022	.500	27	3	10	10	5	0	0	0	0	5	.500	3	0	2	0	.615	0	0	2	2	10	0	0	1.000
TOTAL	.412	62	3	17	24	7	1	1	0	1	10	.588	3	0	4	0	.500	0	0	4	4	14	0	2	.875



#12 Margaret Tobias



Urbandale, Iowa / Dowling Catholic HS




Freshman / Accounting



INF



Bats: L / Throws: R



2022:

- * Slapper
- * Has 11 base hits this season, all singles
- * Will be used off the bench as a pinch runner often
- * Back-up SS to Erin Coffel when not playing 3B and also plays 2B
- * Started at SS in the Bluegrass Classic

Category	Season High (Last)	Career High (Last)
At-Bats	3, three times, last vs. Ohio State (3/29/22)	3, three times, last vs. Ohio State (3/29/22)
Runs	1, 10 times, last vs. Buffalo (3/11/22)	1, 10 times, last vs. Buffalo (3/11/22)
Hits	2 vs. Buffalo (3/11/22)	2 vs. Buffalo (3/11/22)
RBI	1 vs. Ohio (3/10/22)	1 vs. Ohio (3/10/22)
Walks	-	-
Stolen Bases	1 vs. Kent St (3/5/22)	1 vs. Kent St (3/5/22)
Hitting Streak (current)	3 games (0)	3 games (2022)

CAREER STATS

Year	AVG	GP	GS	AB	R	H	2B	3B	HR	RBI	TB	SLG%	BB	HBP	SO	GDP	OB%	SF	SH	SB	ATT	PO	A	E	FLD%
2022	.250	31	13	44	10	11	0	0	0	1	11	.250	0	0	7	0	.250	0	0	1	3	20	26	3	.939
TOTAL	.250	31	13	44	10	11	0	0	0	1	11	.250	0	0	7	0	.250	0	0	1	3	20	26	3	.939



#14 Jaci Babbs



Sturgis, Kentucky / Union Co. HS



Senior / Mathematical Economics



OF



Bats: L / Throws: R



- First Team All-State (KY)
- Union Co. HS to four-straight District championships
- Four-time KY Golden Glove winner (HS)

2022:

- * Slapper
- * One of UK's best pinch runners, and also a terrific bunter
- * Primarily will play the corner outfield positions when in the game on defense

Category	Season High (Last)	Career High (Last)
At-Bats	1, 19 times, last vs. Ole Miss (4/8/22)	3, three, last vs. Louisville (4/21/21)
Runs	1, nine times, last vs. Auburn (3/25/22)	2, three times, last vs. Florida International (2/28/20)
Hits	1, eight times, last at LSU (4/3/22)	3 vs. Florida International (2/28/20)
RBI	-	2 vs. Detroit (2/16/20)
Walks	-	2 vs. New Mexico State (2/27/21)
Stolen Bases	-	1, nine times, last vs. Pitt (3/4/21)
Hitting Streak (current)	3 (0)	3 (2020 and 2022)

CAREER STATS

Year	AVG	GP	GS	AB	R	H	2B	3B	HR	RBI	TB	SLG%	BB	HBP	SO	GDP	OB%	SF	SH	SB	ATT	PO	A	E	FLD%
2019	.000	53	0	1	28	0	0	0	0	0	0	.000	0	0	0	0	.000	0	0	4	8	0	0	0	.000
2020	.348	19	8	23	15	8	1	0	0	3	9	.391	3	0	6	0	.423	0	0	4	5	6	0	0	1.000
2021	.148	38	8	27	7	4	1	0	0	1	5	.185	6	1	6	0	.324	0	2	1	3	3	1	1	.800
2022	.421	26	0	19	9	8	0	0	0	0	8	.421	0	0	5	0	.421	0	0	0	0	5	0	0	1.000
TOTAL	.286	136	16	70	59	20	2	0	0	4	22	.314	9	1	17	0	.375	0	2	9	16	14	1	1	.938



#17 Sloan Gayan



Ottawa, Illinois / Ottawa Township HS




Junior / Kinesiology



P



Throws: R



2021:

- * Is 4-0 on the season in the circle with four starts
- * Pitched 5.0 innings, allowing just one run against Alabama in a 9-4 win over the Tide in Tuscaloosa ... It was her first-career SEC win
- * Pitched first-career complete game in UK's 10-2 win over Valpo
- * Wins include Long Beach State, Jacksonville, Valpo and Alabama
- * Her four wins in 2022 are already a new career high for wins in a season

Category	Season High (Last)	Career High (Last)
Innings	5.0, twice, last at Alabama (3/20/22)	5.0, twice, last at Alabama (3/20/22)
Strikeouts	2 vs. Valpo (3/11/22)	4 vs. NC Central (2/21/20)
Appearances	10	10 (2022)
Wins	4	4 (2022)

CAREER STATS

Year	ERA	W	L	APP	GS	CG	SHO	CBO	SV	IP	H	R	ER	BB	SO	2B	3B	HR	BF	B/AVG	WP	HBP	BK	SFA	SHA
2020	4.06	1	0	4	1	0	0	1	0	10.1	8	6	6	4	10	0	0	3	44	.205	2	1	0	0	0
2021	4.54	1	0	6	2	0	0	1	0	12.1	13	10	8	6	8	2	0	3	57	.260	2	1	0	0	0
2022	1.69	4	1	11	4	1	0	1	0	29.0	27	13	7	13	7	5	0	0	136	.235	7	4	0	0	4
TOTAL	2.85	6	1	21	7	1	0	3	0	51.2	48	29	21	23	25	7	0	6	237	.235	11	6	0	0	4



#19 Rylea Smith



St. Louis, Missouri / Parkway North HS



Junior / Liberal Studies



OF



Bats: L / Throws: R



- SEC Newcomer of the Week (3/30/21)
- SEC All-Newcomer Team (2021)

2022:

- * Career-high 4 hits vs. Auburn in 4-for-4 game on March 25
- * Has a hit in six of the last nine SEC games and five of the last six games overall
- * Hit .455 (5-11) in the LSU series with two runs scored and two RBI
- * SEC All-Newcomer Team (2021)
- * SEC Newcomer of the Week (3/30/21)
- * 2-hit day at Alabama, where she scored two runs in UK's 9-4 win over the Tide

Category	Season High (Last)	Career High (Last)
At-Bats	5, twice, last at LSU (4/2/22)	5, five times, last at LSU (4/2/22)
Runs	3 vs. Iowa (2/12/22)	4, twice, last vs. Marshall (3/11/20)
Hits	4 vs. Auburn (3/25/22)	4 vs. Auburn (3/25/22)
RBI	1, six times, last at LSU (4/3/22)	4 vs. Tennessee (4/3/21)
Walks	1, five times, last at LSU (4/1/22)	2 vs. ECU (4/14/21)
Stolen Bases	1, twice, last vs. Ohio St (3/29/22)	2 vs. Minnesota (2/9/20)
Hitting Streak (current)	4 (1)	12 games (2020)

CAREER STATS

Year	AVG	GP	GS	AB	R	H	2B	3B	HR	RBI	TB	SLG%	BB	HBP	SO	GDP	OB%	SF	SH	SB	ATT	PO	A	E	FLD%
2020	.420	24	24	88	29	37	6	1	0	30	45	.511	2	0	12	1	.424	2	0	7	8	12	0	4	.750
2021	.308	52	45	133	35	41	5	0	3	17	55	.414	12	0	21	0	.366	0	0	1	2	29	1	1	.968
2022	.356	34	33	90	21	32	3	0	0	6	35	.389	5	0	7	0	.389	0	5	2	4	20	1	0	1.000
TOTAL	.354	110	102	311	85	110	14	1	3	53	135	.434	19	0	40	1	.389	2	5	10	14	61	2	5	.926



#20 Erica Thulen



Erie, Illinois / Erie-Prophetstown HS




Sophomore / Management & Marketing



INF



Bats: R / Throws: R



2022:

* One of UK's top pinch runners

* First-career hit was an extra-base hit on Feb. 24 vs. Jacksonville, on a double

Category	Season High (Last)	Career High (Last)
At-Bats	1, twice, last at Alabama (3/19/22)	1, four times, last at Alabama (3/19/22)
Runs	1, five times, last vs. Miami (3/16/22)	1, 16 times, last vs. Miami (3/16/22)
Hits	1 vs. Jacksonville (2/24/22)	1 vs. Jacksonville (2/24/22)
RBI	-	-
Walks	-	2 vs. NC Central (2/20/21)
Stolen Bases	-	1, three times, last vs. Texas A&M (5/1/21)
Hitting Streak (current)	1 (0)	1 game (2022)

CAREER STATS

Year	AVG	GP	GS	AB	R	H	2B	3B	HR	RBI	TB	SLG%	BB	HBP	SO	GDP	OB%	SF	SH	SB	ATT	PO	A	E	FLD%
2021	.000	24	0	2	11	0	0	0	0	1	0	.000	2	0	1	0	.500	0	0	3	3	0	0	0	.000
2022	.500	15	0	2	6	1	1	0	0	0	2	1.000	0	0	1	0	.500	0	0	0	0	0	0	0	.000
TOTAL	.250	39	0	4	17	1	1	0	0	1	2	.500	2	0	2	0	.500	0	0	3	3	0	0	0	.000



#21 Erin Coffel



Bremen, Indiana / Bremen HS



Sophomore / Kinesiology



SS



Bats: R / Throws: R



- 2022 SEC Player of the Week (Week 2)
- 2022 Preseason All-SEC
- 2021 NFCA Second Team All-Region (SS)
- 2021 Second Team All-SEC
- 2021 SEC All-Freshman Team
- 2021 Week 1 D1 Softball National Freshman of the Week
- 2021 Week 2 SEC Freshman of the Week
- 2021 Week 12 SEC Freshman of the Week

2022:

- * SEC Player of the Week (2/21/22)
- * UK's leading hitter in the SEC
- * Tied personal and school highs with two HR's and six RBI in UK's win over Jacksonville
- * Scored a run in 10 of the last 13 games
- * HR in the top of the 8th with a 3-run shot to win the game for Kentucky at #20 LSU, securing a 2-0 lead in the series
- * Walk-off HR in the fifth inning vs. Valpo to win the game
- * UK's leader in RBI for the season
- * 3 games of 4+ RBI

Category	Season High (Last)	Career High (Last)
At-Bats	5 at LSU (4/2/22)	5, three times, last at LSU (4/2/22)
Runs	3 at Alabama (3/20/22)	3, four times, last at Alabama (3/20/22)
Hits	3 vs. Arizona (2/19/22)	4 vs. Samford (2/12/21)
RBI	6 vs. Jacksonville (2/24/22)	6, three times, last vs. Jacksonville (2/24/22)
Walks	1, eight times, last vs. Ole Miss (4/10/22)	2, three times, last vs. Morehead State (3/31/21)
Stolen Bases	2 vs. Arizona (2/19/22)	2 vs. Arizona (2/19/22)
Hitting Streak (current)	10 (2)	10 games (2021, 2022)

CAREER STATS

Year	AVG	GP	GS	AB	R	H	2B	3B	HR	RBI	TB	SLG%	BB	HBP	SO	GDP	OB%	SF	SH	SB	ATT	PO	A	E	FLD%
2021	.337	59	59	178	47	60	8	1	16	56	118	.663	24	15	31	1	.450	3	3	4	6	74	131	17	.923
2022	.417	37	34	108	27	45	7	0	12	46	88	.815	8	2	14	0	.451	4	0	4	5	48	68	8	.935
TOTAL	.367	96	93	286	74	105	15	1	28	102	206	.720	32	17	45	1	.450	7	3	8	11	122	199	25	.928



#23 Stephanie Schoonover



Dothan, Alabama / Rehobeth HS



Sophomore / Kinesiology



P



Throws: R



2022:

- * Two no-hitters this season; vs. UC Santa Barbara and at Louisville
- * First pitcher at UK with multiple no-hitters in the same season since Kelsey Nunley in 2015
- * First start was a complete-game shutout against Michigan State, where she walked one and struck out six
- * Was the starting pitcher in UK's win over Arizona in Tucson

Category	Season High (Last)	Career High (Last)
Innings	7.0 vs. Michigan St. (2/11/22)	7.0 vs. Michigan St. (2/11/22)
Strikeouts	7 vs. UC Santa Barbara (2/18/22)	7 vs. UC Santa Barbara (2/18/22)
Appearances	13	13 (2022)
Wins	5	5 (2022)

CAREER STATS

Year	ERA	W	L	APP	GS	CG	SHO	CBO	SV	IP	H	R	ER	BB	SO	2B	3B	HR	BF	B/AVG	WP	HBP	BK	SFA	SHA
2022	3.33	5	2	13	9	3	3	0	0	42.0	29	23	20	33	41	7	0	1	191	.195	3	6	0	1	2
TOTAL	3.33	5	2	13	9	3	3	0	0	42.0	29	23	20	33	41	7	0	1	191	.195	3	6	0	1	2



#25 Emmy Blane



Hopkinsville, Kentucky / Christian Co. HS




Junior / Psychology



INF



Bats: R / Throws: R



2022:

- * Great defensive player, as she can play 2B, 3B and SS.
- * Improved her offense this season, and already has more hits this year than she did all of 2021
- * First-career SEC home run on April 10 against Ole Miss
- * On a three-game hitting streak, one off her career high
- * Slugged her first-career home run in the top of the seventh inning against LIU on Feb. 25, 2022 in Boca Raton.

Category	Season High (Last)	Career High (Last)
At-Bats	4, twice, last vs. Ole Miss (4/10/22)	4, twice, last vs. Ole Miss (4/10/22)
Runs	2, twice, last vs. Ohio (3/10/22)	2, twice, last vs. Ohio (3/10/22)
Hits	2, four times, last vs. Ole Miss (4/10/22)	2, four times, last vs. Ole Miss (4/10/22)
RBI	4 vs. LIU (2/25/22)	4 vs. LIU (2/25/22)
Walks	3 vs. UC Santa Barbara (2/18/22)	3 vs. UC Santa Barbara (2/18/22)
Stolen Bases	-	-
Hitting Streak (current)	4 (3)	4 games (2022)

CAREER STATS

Year	AVG	GP	GS	AB	R	H	2B	3B	HR	RBI	TB	SLG%	BB	HBP	SO	GDP	OB%	SF	SH	SB	ATT	PO	A	E	FLD%
2020	.111	23	18	27	2	3	0	0	0	2	3	.111	2	0	9	0	.167	1	0	0	0	23	26	2	.961
2021	.043	52	40	23	2	1	0	0	0	0	1	.043	4	0	7	0	.185	0	1	1	1	78	71	9	.943
2022	.288	37	35	73	8	21	3	0	2	19	30	.411	10	0	18	0	.369	1	3	0	0	57	57	4	.966
TOTAL	.203	112	93	123	12	25	3	0	2	21	34	.276	16	0	34	0	.291	2	4	1	1	158	154	15	.954



#35 Alexia Lacatena



Stanhope, N.J. / Lenape Valley Regional HS



Freshman / Kinesiology



P/3B



Bats: R / Throws: R



- 2022 Olympian for Team Italy

Stats from the 2022 Olympics

- * 4 GP (vs. USA, Japan, Mexico and Canada)
- * 3.62 ERA
- * 1 game started
- * 8R, 5ER, 5BB, 7K, 1 save
- * 9.2 total innings pitched

2022:

- * Has appeared in 14 games, with a 2.84 ERA
- * Only allowed 16 earned runs in those 14 games this season
- * 7-2 record in the circle with wins over LMU, UC Santa Barbara, Columbia, Drake, Ohio and Auburn
- * Hit a walk-off double in the bottom of the eighth inning against LMU to score the game-winning run at the Hillenbrand Invitational

Category	Season High (Last)	Career High (Last)
At-Bats	3, twice, last vs. Drake (3/4/22)	3, twice, last vs. Drake (3/4/22)
Runs	2 vs. Drake (3/4/22)	2 vs. Drake (3/4/22)
Hits	2 vs. Drake (3/4/22)	2 vs. Drake (3/4/22)
RBI	2, twice, last vs. Columbia (2/25/22)	2, twice, last vs. Columbia (2/25/22)
Walks	-	-
Stolen Bases	1 vs. LIU (2/25/22)	1 vs. LIU (2/25/22)
Hitting Streak (current)	3 games (3)	3 games (2022)
Innings	7.0 vs. Ole Miss (4/10/22)	7.0 vs. Ole Miss (4/10/22)
Strikeouts	6 vs. Columbia (2/25/22)	6 vs. Columbia (2/25/22)
Wins	7	7 (2022)

CAREER STATS

Year	AVG	GP	GS	AB	R	H	2B	3B	HR	RBI	TB	SLG%	BB	HBP	SO	GDP	OB%	SF	SH	SB	ATT	PO	A	E	FLD%
2022	.417	12	9	12	3	5	1	1	0	5	8	.667	0	1	2	0	.462	0	0	1	1	0	6	0	1.000
TOTAL	.417	12	9	12	3	5	1	1	0	5	8	.667	0	1	2	0	.462	0	0	1	1	0	6	0	1.000
Year	ERA	W	L	App	GS	CG	SHO	CBO	SV	IP	H	R	ER	BB	SO	2B	3B	HR	BF	B/Avg	WP	HBP	BK	SFA	SHA
2022	2.84	7	2	14	8	2	1	1	1	44.1	48	20	18	9	29	16	2	4	193	.268	2	2	0	2	1
TOTAL	2.84	7	2	14	8	2	1	1	1	44.1	48	20	18	9	29	16	2	4	193	.268	2	2	0	2	1



#42 Izzy Harrison



Franklin, Indiana / Franklin Community HS




Freshman / Integrated Strategic Communication



P



Bats: R / Throws: R



2022:

- * One of UK's hardest throwers
- * Recorded a career-high three K's vs. LIU in relief
- * Started her first-career game vs. Kent St and completed the game with only one run allowed
- * Started UK's 9-4 win over Alabama on March 20, going 2.0 innings.

Category	Season High (Last)	Career High (Last)
At-Bats	-	-
Runs	-	-
Hits	-	-
RBI	-	-
Walks	-	-
Stolen Bases	-	-
Hitting Streak (current)	-	-
Innings	6.0 vs. Kent St (3/5/22)	6.0 vs. Kent St (3/5/22)
Strikeouts	10 vs. Kent St (3/5/22)	10 vs. Kent St (3/5/22)
Wins	1	1 (2022)

CAREER STATS

Year	AVG	GP	GS	AB	R	H	2B	3B	HR	RBI	TB	SLG%	BB	HBP	SO	GDP	OB%	SF	SH	SB	ATT	PO	A	E	FLD%
2022	.000	2	1	0	0	0	0	0	0	0	0	.000	0	0	0	0	.000	0	0	0	0	0	0	0	.000
TOTAL	.000	2	1	0	0	0	0	0	0	0	0	.000	0	0	0	0	.000	0	0	0	0	0	0	0	.000
Year	ERA	W	L	App	GS	CG	SHO	CBO	SV	IP	H	R	ER	BB	SO	2B	3B	HR	BF	B/Avg	WP	HBP	BK	SFA	SHA
2022	4.88	1	0	10	3	1	0	0	0	18.2	17	17	13	14	21	4	0	4	91	.227	1	1	0	1	0
TOTAL	4.88	1	0	10	3	1	0	0	0	18.2	17	17	13	14	21	4	0	4	91	.227	1	1	0	1	0



#77 Meeko Harrison



Fontana, California / Etiwanda HS



Sophomore / Health Promotion



INF



Bats: L / Throws: R



2022:

- * Game-winning two-RBI single with 2 outs in the top of the seventh inning to secure series sweep at #20 LSU
- * Two separate RBI hits against Ole Miss
- * Hit her second-career HR against UC Santa Barbara at the Hillenbrand Invitational
- * Recorded a hit off of Jordy Bahl in UK's game vs. Oklahoma
- * Defensively, will play 1B

Category	Season High (Last)	Career High (Last)
At-Bats	4 vs. Ole Miss (4/10/22)	4 vs. Ole Miss (4/10/22)
Runs	2 vs. UC Santa Barbara (2/18/22)	2 vs. UC Santa Barbara (2/18/22)
Hits	2, twice, last vs. Ole Miss (4/10/22)	2, twice, last vs. Ole Miss (4/10/22)
RBI	2, four times, last vs. Ole Miss (4/10/22)	2, four times, last vs. Ole Miss (4/10/22)
Walks	1, four times, last at LSU (4/1/22)	1, four times, last at LSU (4/1/22)
Stolen Bases	-	-
Hitting Streak (current)	2 games (1)	2 (2021)

CAREER STATS

Year	AVG	GP	GS	AB	R	H	2B	3B	HR	RBI	TB	SLG%	BB	HBP	SO	GDP	OB%	SF	SH	SB	ATT	PO	A	E	FLD%
2021	.200	6	0	5	1	1	0	0	1	2	4	.800	1	0	3	0	.333	0	0	0	0	2	0	0	1.000
2022	.286	21	5	28	4	8	1	0	1	8	12	.429	4	1	5	0	.394	0	0	0	0	43	1	0	1.000
TOTAL	.273	27	5	33	5	9	1	0	2	10	16	.485	5	1	8	0	.385	0	0	0	0	45	1	0	1.000



#99 Kayla Kowalik



New Braunsfels, Texas / St. John Paul II HS



Senior / Management & Accounting



C



Bats: L / Throws: R



- 2022 Preseason All-SEC
- 2021 NFCA First-Team All-America (C)
- 2021 NFCA First Team All-Region (C)
- Second Team All-SEC (2021)
- 2019 SEC All-Freshman Team
- SEC Freshman of the Week (3/4/19)
- SEC Freshman of the Week (3/19/19)
- 2015, 2016 and 2017 All-District (TX)
- 2015, 2016 and 2017 District Champions (HS)

2022:

- * Broke the UK record for most career runs scored with 174 in the game vs. LIU on Feb. 25
- * Had a 21-game hit streak snapped vs. Ohio State on March 29. It is the second-longest in program history behind her 2021 23-game hit streak
- * 14 multi-hit games this season, including three games of 3+ hits
- * Nine multi-run scoring games
- * Led all power five hitters in 2021 with a .495 average
- * Been UK's lead-off hitter in every game this year but one

Category	Season High (Last)	Career High (Last)
At-Bats	5 at LSU (4/3/22)	6 at Alabama (4/28/19)
Runs	4 vs. UC Santa Barbara (2/18/22)	5 vs. NC Central (2/20/21)
Hits	4 vs. UC Santa Barbara (2/18/22)	4, six times, last vs. UC Santa Barbara (2/18/22)
RBI	3, three times, last vs. Ole Miss (4/10/22)	4 vs. Murray State (3/2/19)
Walks	2, five times, last at Louisville (4/12/22)	4 vs. Oregon (2/15/19)
Stolen Bases	1, 14 times, last at Louisville (4/12/22)	2, four times, last vs. Eastern Kentucky (4/21/21)
Hitting Streak (current)	21 games (2)	23 games (2021)

CAREER STATS

Year	AVG	GP	GS	AB	R	H	2B	3B	HR	RBI	TB	SLG%	BB	HBP	SO	GDP	OB%	SF	SH	SB	ATT	PO	A	E	FLD%
2019	.357	60	59	185	49	66	8	5	0	25	84	.454	29	3	22	0	.452	0	2	14	17	102	7	2	.982
2020	.373	24	24	83	31	31	4	8	0	13	51	.614	11	2	10	0	.458	0	2	11	11	103	3	2	.981
2021	.495	59	59	202	77	100	11	6	12	37	159	.787	27	1	18	0	.554	1	2	23	27	257	13	2	.993
2022	.417	37	37	120	37	50	5	2	3	22	68	.567	20	0	14	0	.496	1	1	14	15	165	19	1	.995
TOTAL	.419	180	179	590	194	247	28	21	15	97	362	.614	87	6	64	0	.496	2	7	62	70	627	42	7	.990



2022 Kentucky Softball
 Statistics Summary for Kentucky (as of Apr 13, 2022)
 (All games)



Record: 28-9 Home: 10-5 Away: 7-3 Neutral: 11-1 SEC: 8-4

Date	Opponent	Score	Player	avg	gp-gs	ab	r	h	2b	3b	hr	rbi	bb	hbp	so	sb-att
#2/10	vs Wisconsin	w 5-2	Kayla Kowalik	.417	37-37	120	37	50	5	2	3	22	20	0	14	14-15
#2/11	vs Michigan St.	w 7-0	Erin Coffel	.417	37-34	108	27	45	7	0	12	46	8	2	14	4-5
#2/11	vs Liberty	w 3-1	Lauren Johnson	.373	37-37	118	36	44	6	4	4	29	10	0	14	6-6
#2/12	vs Iowa Hawkeyes	w 11-3	Rylea Smith	.356	34-33	90	21	32	3	0	0	6	5	0	7	2-4
#2/13	vs #13 Virginia Tech	L 1-6	Renee Abernathy	.351	37-34	94	29	33	5	1	10	35	13	3	21	3-4
\$2/18	vs UC Santa Barbara	w 23-0	Taylor Ebbs	.321	36-34	84	13	27	7	1	5	18	11	0	12	0-0
\$2/18	vs Loyola Marymount	w 7-6	Kennedy Sullivan	.290	34-22	62	11	18	5	0	4	17	5	0	15	0-0
\$2/19	vs Long Beach State	w 5-0	Emmy Blane	.288	37-35	73	8	21	3	0	2	19	10	0	18	0-0
\$2/19	at #11 Arizona	w 7-6	Meeko Harrison	.286	21-5	28	4	8	1	0	1	8	4	1	5	0-0
\$2/20	vs UC Santa Barbara	w 11-1	Miranda Stoddard	.256	35-34	78	18	20	6	0	6	23	7	1	21	2-3
&2/24	vs Jacksonville	w 12-4	Margaret Tobias	.250	31-13	44	10	11	0	0	0	1	0	0	7	1-3
&2/24	at Florida Atlantic	w 7-3	Tatum Spangler	.182	29-13	44	9	8	1	0	0	8	0	1	7	3-3
&2/25	vs Columbia	w 8-0	-----													
%2/25	vs LIU	w 10-2	Vanessa Nesby	.500	27-3	10	10	5	0	0	0	0	3	0	2	2-2
@3/3	#19 MICHIGAN	L 0-8	Erica Thulen	.500	15-0	2	6	1	1	0	0	0	0	0	1	0-0
@3/4	DRAKE	w 10-5	Emma Boitnott	.500	3-0	2	0	1	0	0	0	0	1	0	0	0-0
@3/4	#19 MICHIGAN	w 9-2	Jaci Babbs	.421	26-0	19	9	8	0	0	0	0	0	0	5	0-0
@3/5	KENT ST.	w 9-1	Alexia Lacatena	.417	14-10	12	3	5	1	1	0	5	0	1	2	1-1
^3/10	OHIO	w 16-8	Hallie Mitchell	.400	18-4	5	10	2	0	0	0	1	0	0	1	1-2
^3/11	BUFFALO	w 7-0	Victoria Fragoso	.231	15-1	13	2	3	0	0	1	4	0	0	3	0-0
^3/11	VALPO	w 10-2	Stephanie Schoono	.000	1-1	0	0	0	0	0	0	0	0	0	0	0-0
3/16	at Miami	L 5-7	Sloan Gayan	.000	2-1	0	0	0	0	0	0	0	0	0	0	0-0
*3/18	at #3 Alabama	L 2-4	Izzy Harrison	.000	2-1	0	0	0	0	0	0	0	0	0	0	0-0
*3/19	at #3 Alabama	L 2-3	Totals	.340	37	1006	263	342	51	9	48	242	97	9	169	39-48
*3/20	at #3 Alabama	w 9-4	Opponents	.241	37	923	125	222	56	2	22	111	92	21	163	17-27
3/22	#1 OKLAHOMA	L 1-9														
*3/25	#18 AUBURN	w 11-3	LOB - Team (202), Opp (211). DPs turned - Team (12), Opp (4). IBB - Team (3), Kowalik, K 3. Picked off - Thulen, E 1, Ebbs, T 1.													
*3/26	#18 AUBURN	L 3-6														
*3/27	#18 AUBURN	w 5-4														
3/29	OHIO ST.	L 0-3	Player	era	w-l	app	gs	cg	sh	sv	ip	h	r	er	bb	so
*4/1	at #20 LSU	w 5-3	Alexia Lacatena	2.84	7-2	14	8	2	1	1	44.1	48	20	18	9	29
*4/2	at #20 LSU	w 8-5	Miranda Stoddard	3.30	5-3	16	11	4	1	1	59.1	61	30	28	9	30
*4/3	at #20 LSU	w 5-3	Stephanie Schoono	3.33	5-2	13	9	3	3	0	42.0	29	23	20	33	41
*4/8	OLE MISS	L 6-7	-----													
*4/10	OLE MISS	w 6-2	Tatum Spangler	0.69	4-0	8	0	0	0	0	20.1	17	4	2	7	19
*4/10	OLE MISS	w 8-2	Sloan Gayan	1.69	4-1	11	4	1	0	0	29.0	27	13	7	13	7
4/12	at Louisville	w 9-0	Kennedy Sullivan	3.36	2-1	12	2	0	0	0	25.0	23	18	12	7	16
			Izzy Harrison	4.88	1-0	10	3	1	0	0	18.2	17	17	13	14	21
			Totals	2.93	28-9	37	37	11	6	2	238.2	222	125	100	92	163
			Opponents	6.69	9-28	37	37	11	2	0	229.0	342	263	219	97	169

- * = Conference game
- # = Northern Lights (Leesburg, Fla.)
- \$ = Hillenbrand Invite (Tucson, Ariz.)
- & = FAU Classic (Boca Raton, Fla.)
- @ = John Cropp Classic (Lexington, Ky.)
- ^ = Bluegrass Classic (Lexington, Ky.)

PB - Team (2), Kowalik, K 2, Opp (7). Pickoffs - Team (0), Opp (2). SBA/ATT - Kowalik, K (17-26), Schoonover (6-9), Sullivan, K (5-6), Stoddard, M (2-5), Lacatena, A (2-4), Harrison, I (2-2), Mitchell, H (0-1), Spangler, T (0-1).

Score by innings	1	2	3	4	5	6	7	8	Total
Kentucky	42	35	43	52	40	28	18	5	263
Opponents	20	24	16	17	16	19	12	1	125

Win-loss breakouts: Day 22-4; Night 6-5; vs Left 8-2; vs Right 20-7;
 1-run games 3-2; 2-run games 3-2; 5+run games 18-3; Extra inns 2-0; Shutouts 6-2.
 Current streak: Won 3; Longest winning streak: 9; Longest losing streak: 3.
 Attendance: Home 12497 (avg 833); Away 24793 (avg 1126); Total 37290 (avg 1007).



2022 Kentucky Softball
Overall Statistics for Kentucky (as of Apr 13, 2022)
(All games Sorted by Batting avg)



Record: 28-9 Home: 10-5 Away: 7-3 Neutral: 11-1 SEC: 8-4

Player	avg	gp-gs	ab	r	h	2b	3b	hr	rbi	tb	slg%	bb	hp	so	gdp	ob%	sf	sh	sb-att	po	a	e	fld%	
Kayla Kowalik	.417	37-37	120	37	50	5	2	3	22	68	.567	20	0	14	0	.496	1	1	14-15	165	19	1	.995	
Erin Coffel	.417	37-34	108	27	45	7	0	12	46	88	.815	8	2	14	0	.451	4	0	4-5	48	68	8	.935	
Lauren Johnson	.373	37-37	118	36	44	6	4	4	29	70	.593	10	0	14	0	.415	2	4	6-6	64	1	2	.970	
Rylea Smith	.356	34-33	90	21	32	3	0	0	6	35	.389	5	0	7	0	.389	0	5	2-4	20	1	0	1.000	
Renee Abernathy	.351	37-34	94	29	33	5	1	10	35	70	.745	13	3	21	0	.441	1	4	3-4	41	2	3	.935	
Taylor Ebbs	.321	36-34	84	13	27	7	1	5	18	51	.607	11	0	12	0	.400	0	2	0-0	180	6	8	.959	
Kennedy Sullivan	.290	34-22	62	11	18	5	0	4	17	35	.565	5	0	15	0	.338	1	1	0-0	2	2	0	1.000	
Emmy Blane	.288	37-35	73	8	21	3	0	2	19	30	.411	10	0	18	0	.369	1	3	0-0	57	57	4	.966	
Meeko Harrison	.286	21-5	28	4	8	1	0	1	8	12	.429	4	1	5	0	.394	0	0	0-0	43	1	0	1.000	
Miranda Stoddard	.256	35-34	78	18	20	6	0	6	23	44	.564	7	1	21	0	.322	1	5	2-3	27	61	9	.907	
Margaret Tobias	.250	31-13	44	10	11	0	0	0	1	11	.250	0	0	7	0	.250	0	0	1-3	20	26	3	.939	
Tatum Spangler	.182	29-13	44	9	8	1	0	0	8	9	.205	0	1	7	0	.200	0	1	3-3	15	4	1	.950	

Vanessa Nesby	.500	27-3	10	10	5	0	0	0	0	5	.500	3	0	2	0	.615	0	0	2-2	10	0	0	1.000	
Erica Thulen	.500	15-0	2	6	1	1	0	0	0	2	1.000	0	0	1	0	.500	0	0	0-0	0	0	0	.000	
Emma Boitnott	.500	3-0	2	0	1	0	0	0	0	1	.500	1	0	0	0	.667	0	0	0-0	0	0	0	.000	
Jaci Babbs	.421	26-0	19	9	8	0	0	0	0	8	.421	0	0	5	0	.421	0	0	0-0	5	0	0	1.000	
Alexia Lacatena	.417	14-10	12	3	5	1	1	0	5	8	.667	0	1	2	0	.462	0	0	1-1	1	7	2	.800	
Hallie Mitchell	.400	18-4	5	10	2	0	0	0	1	2	.400	0	0	1	0	.333	1	0	1-2	12	1	0	1.000	
Victoria Fragoso	.231	15-1	13	2	3	0	0	1	4	6	.462	0	0	3	0	.231	0	1	0-0	2	0	0	1.000	
Izzy Harrison	.000	2-1	0	0	0	0	0	0	0	0	.000	0	0	0	0	.000	0	0	0-0	1	0	1	.500	
Sloan Gayan	.000	2-1	0	0	0	0	0	0	0	0	.000	0	0	0	0	.000	0	0	0-0	2	5	0	1.000	
Stephanie Schoonover	.000	1-1	0	0	0	0	0	0	0	0	.000	0	0	0	0	.000	0	0	0-0	1	3	0	1.000	
Totals	.340	37	1006	263	342	51	9	48	242	555	.552	97	9	169	0	.399	12	27	39-48	716	264	42	.959	
Opponents	.241	37	923	125	222	56	2	22	111	348	.377	92	21	163	2	.321	7	10	17-27	687	240	59	.940	

LOB - Team (202), Opp (211). DPs turned - Team (12), Opp (4). IBB - Team (3), Kowalik, K 3. Picked off - Thulen, E 1, Ebbs, T 1.

(All games Sorted by Earned run avg)

Player	era	w-l	app	gs	cg	sho	sv	ip	h	r	er	bb	so	2b	3b	hr	b/avg	wp	hp	bk	sfa	sha
Alexia Lacatena	2.84	7-2	14	8	2	1/1	1	44.1	48	20	18	9	29	16	2	4	.268	2	2	0	2	1
Miranda Stoddard	3.30	5-3	16	11	4	1/0	1	59.1	61	30	28	9	30	12	0	7	.262	2	6	0	2	1
Stephanie Schoonover	3.33	5-2	13	9	3	3/0	0	42.0	29	23	20	33	41	7	0	1	.195	3	6	0	1	2

Tatum Spangler	0.69	4-0	8	0	0	0/0	0	20.1	17	4	2	7	19	8	0	0	.218	0	0	0	0	0
Sloan Gayan	1.69	4-1	11	4	1	0/1	0	29.0	27	13	7	13	7	5	0	0	.235	7	4	0	0	4
Kennedy Sullivan	3.36	2-1	12	2	0	0/0	0	25.0	23	18	12	7	16	4	0	6	.245	1	2	0	1	2
Izzy Harrison	4.88	1-0	10	3	1	0/0	0	18.2	17	17	13	14	21	4	0	4	.227	1	1	0	1	0
Totals	2.93	28-9	37	37	11	6/1	2	238.2	222	125	100	92	163	56	2	22	.241	16	21	0	7	10
Opponents	6.69	9-28	37	37	11	2/0	0	229.0	342	263	219	97	169	51	9	48	.340	31	9	0	12	27

PB - Team (2), Kowalik, K 2, Opp (7). Pickoffs - Team (0), Opp (2). SBA/ATT - Kowalik, K (17-26), Schoonover (6-9), Sullivan, K (5-6), Stoddard, M (2-5), Lacatena, A (2-4), Harrison, I (2-2), Mitchell, H (0-1), Spangler, T (0-1).



2022 Kentucky Softball
 Overall Statistics for Kentucky (as of Apr 13, 2022)
 (All games Sorted by Fielding pct)



Player	c	po	a	e	fld%	dp	sba	csb	sba%	pb	ci
Meeko Harrison	44	43	1	0	1.000	3	0	0	.000	0	0
Rylea Smith	21	20	1	0	1.000	0	0	0	.000	0	0
Hallie Mitchell	13	12	1	0	1.000	0	0	1	.000	0	0
Vanessa Nesby	10	10	0	0	1.000	0	0	0	.000	0	0
Sloan Gayan	7	2	5	0	1.000	0	0	0	.000	0	0
Jaci Babbs	5	5	0	0	1.000	0	0	0	.000	0	0
Stephanie Schoonover	4	1	3	0	1.000	0	6	3	.667	0	0
Kennedy Sullivan	4	2	2	0	1.000	1	5	1	.833	0	0
Victoria Fragoso	2	2	0	0	1.000	0	0	0	.000	0	0
Kayla Kowalik	185	165	19	1	.995	2	17	9	.654	2	0
Lauren Johnson	67	64	1	2	.970	0	0	0	.000	0	0
Emmy Blane	118	57	57	4	.966	6	0	0	.000	0	0
Taylor Ebbs	194	180	6	8	.959	7	0	0	.000	0	0
Tatum Spangler	20	15	4	1	.950	0	0	1	.000	0	0
Margaret Tobias	49	20	26	3	.939	0	0	0	.000	0	0
Erin Coffel	124	48	68	8	.935	8	0	0	.000	0	0
Renee Abernathy	46	41	2	3	.935	0	0	0	.000	0	0
Miranda Stoddard	97	27	61	9	.907	3	2	3	.400	0	0
Alexia Lacatena	10	1	7	2	.800	0	2	2	.500	0	0
Izzy Harrison	2	1	0	1	.500	0	2	0	1.000	0	0
Emma Boitnott	0	0	0	0	.000	0	0	0	.000	0	0
Erica Thulen	0	0	0	0	.000	0	0	0	.000	0	0
Totals	1022	716	264	42	.959	12	17	10	.630	2	0
Opponents	986	687	240	59	.940	4	39	9	.813	7	0

Hitting minimums - 1 Games 0.8 AB/Game
 Pitching minimums - 1 Games 1.0 IP/Game



Individual Career History



Renee Abernathy

Year	avg	gp-gs	ab	r	h	2b	3b	hr	rbi	tb	slg%	bb	hbp	so	gdp	ob%	sf	sh	sb-att	po	a	e	fld%
2019	.000	12-2	6	1	0	0	0	0	0	0	.000	2	0	4	0	.250	0	0	0-0	0	0	0	.000
2020	.235	22-6	34	7	8	2	0	1	9	13	.382	6	1	6	0	.366	0	0	0-0	5	0	1	.833
2021	.357	59-58	171	33	61	9	2	13	48	113	.661	15	10	23	0	.428	5	2	6-8	59	1	1	.984
2022	.351	37-34	94	29	33	5	1	10	35	70	.745	13	3	21	0	.441	1	4	3-4	41	2	3	.935
TOTAL	.334	130-100	305	70	102	16	3	24	92	196	.643	36	14	54	0	.421	6	6	9-12	105	3	5	.956

Year	era	w-l	app	gs	cg	sho	sv	ip	h	r	er	bb	so	2b	3b	hr	bf	bavg	wp	hbp	bk	sfa	sha
2020	0.00	0-0	1	1	0	0/0	0	0.0	0	0	0	0	0	0	0	0	0	.000	0	0	0	0	0
TOTAL	0.00	0-0	1	1	0	0/0	0	0.0	0	0	0	0	0	0	0	0	0	.000	0	0	0	0	0

Jaci Babbs

Year	avg	gp-gs	ab	r	h	2b	3b	hr	rbi	tb	slg%	bb	hbp	so	gdp	ob%	sf	sh	sb-att	po	a	e	fld%
2019	.000	53-0	1	28	0	0	0	0	0	0	.000	0	0	0	0	.000	0	0	4-8	0	0	0	.000
2020	.348	19-8	23	15	8	1	0	0	3	9	.391	3	0	6	0	.423	0	0	4-5	6	0	0	1.000
2021	.148	38-8	27	7	4	1	0	0	1	5	.185	6	1	6	0	.324	0	2	1-3	3	1	1	.800
2022	.421	26-0	19	9	8	0	0	0	0	8	.421	0	0	5	0	.421	0	0	0-0	5	0	0	1.000
TOTAL	.286	136-16	70	59	20	2	0	0	4	22	.314	9	1	17	0	.375	0	2	9-16	14	1	1	.938

Emmy Blane

Year	avg	gp-gs	ab	r	h	2b	3b	hr	rbi	tb	slg%	bb	hbp	so	gdp	ob%	sf	sh	sb-att	po	a	e	fld%
2020	.111	23-18	27	2	3	0	0	0	2	3	.111	2	0	9	0	.167	1	0	0-0	23	26	2	.961
2021	.043	52-40	23	2	1	0	0	0	0	1	.043	4	0	7	0	.185	0	1	1-1	78	71	9	.943
2022	.288	37-35	73	8	21	3	0	2	19	30	.411	10	0	18	0	.369	1	3	0-0	57	57	4	.966
TOTAL	.203	112-93	123	12	25	3	0	2	21	34	.276	16	0	34	0	.291	2	4	1-1	158	154	15	.954

Jenna Blanton

Year	avg	gp-gs	ab	r	h	2b	3b	hr	rbi	tb	slg%	bb	hbp	so	gdp	ob%	sf	sh	sb-att	po	a	e	fld%
------	-----	-------	----	---	---	----	----	----	-----	----	------	----	-----	----	-----	-----	----	----	--------	----	---	---	------

Emma Boitnott

Year	avg	gp-gs	ab	r	h	2b	3b	hr	rbi	tb	slg%	bb	hbp	so	gdp	ob%	sf	sh	sb-att	po	a	e	fld%
2020	.000	3-0	1	0	0	0	0	0	0	0	.000	1	1	0	0	.667	0	0	0-0	0	0	0	.000
2021	.000	4-0	1	2	0	0	0	0	0	0	.000	1	0	0	0	.500	0	0	0-0	0	0	0	.000
2022	.500	3-0	2	0	1	0	0	0	0	1	.500	1	0	0	0	.667	0	0	0-0	0	0	0	.000
TOTAL	.250	10-0	4	2	1	0	0	0	0	1	.250	3	1	0	0	.625	0	0	0-0	0	0	0	.000

Erin Coffel

Year	avg	gp-gs	ab	r	h	2b	3b	hr	rbi	tb	slg%	bb	hbp	so	gdp	ob%	sf	sh	sb-att	po	a	e	fld%
2021	.337	59-59	178	47	60	8	1	16	56	118	.663	24	15	31	1	.450	3	3	4-6	74	131	17	.923
2022	.417	37-34	108	27	45	7	0	12	46	88	.815	8	2	14	0	.451	4	0	4-5	48	68	8	.935
TOTAL	.367	96-93	286	74	105	15	1	28	102	206	.720	32	17	45	1	.450	7	3	8-11	122	199	25	.928



Individual Career History



Taylor Ebbs

Year	avg	gp-gs	ab	r	h	2b	3b	hr	rbi	tb	slg%	bb	hbp	so	gdp	ob%	sf	sh	sb-att	po	a	e	fld%
2022	.321	36-34	84	13	27	7	1	5	18	51	.607	11	0	12	0	.400	0	2	0-0	180	6	8	.959
TOTAL	.321	36-34	84	13	27	7	1	5	18	51	.607	11	0	12	0	.400	0	2	0-0	180	6	8	.959

Ella Emmert

Year	avg	gp-gs	ab	r	h	2b	3b	hr	rbi	tb	slg%	bb	hbp	so	gdp	ob%	sf	sh	sb-att	po	a	e	fld%
------	-----	-------	----	---	---	----	----	----	-----	----	------	----	-----	----	-----	-----	----	----	--------	----	---	---	------

Victoria Fragoso

Year	avg	gp-gs	ab	r	h	2b	3b	hr	rbi	tb	slg%	bb	hbp	so	gdp	ob%	sf	sh	sb-att	po	a	e	fld%
2021	.429	10-0	7	0	3	0	0	0	1	3	.429	0	1	2	0	.500	0	0	0-0	2	3	1	.833
2022	.231	15-1	13	2	3	0	0	1	4	6	.462	0	0	3	0	.231	0	1	0-0	2	0	0	1.000
TOTAL	.300	25-1	20	2	6	0	0	1	5	9	.450	0	1	5	0	.333	0	1	0-0	4	3	1	.875

Sloan Gayan

Year	avg	gp-gs	ab	r	h	2b	3b	hr	rbi	tb	slg%	bb	hbp	so	gdp	ob%	sf	sh	sb-att	po	a	e	fld%
2020	.000	2-1	1	0	0	0	0	0	0	0	.000	0	0	0	0	.000	0	0	0-0	0	1	0	1.000
2021	.000	11-10	0	0	0	0	0	0	0	0	.000	0	0	0	0	.000	0	0	0-0	1	0	0	1.000
2022	.000	2-1	0	0	0	0	0	0	0	0	.000	0	0	0	0	.000	0	0	0-0	2	5	0	1.000
TOTAL	.000	15-12	1	0	0	0	0	0	0	0	.000	0	0	0	0	.000	0	0	0-0	3	6	0	1.000

Year	era	w-l	app	gs	cg	sho	sv	ip	h	r	er	bb	so	2b	3b	hr	bf	bavg	wp	hbp	bk	sfa	sha
2020	4.06	1-0	4	1	0	0/1	0	10.1	8	6	6	4	10	0	0	3	44	.205	2	1	0	0	0
2021	4.54	1-0	6	2	0	0/1	0	12.1	13	10	8	6	8	2	0	3	57	.260	2	1	0	0	0
2022	1.69	4-1	11	4	1	0/1	0	29.0	27	13	7	13	7	5	0	0	136	.235	7	4	0	0	4
TOTAL	2.85	6-1	21	7	1	0/3	0	51.2	48	29	21	23	25	7	0	6	237	.235	11	6	0	0	4

Izzy Harrison

Year	avg	gp-gs	ab	r	h	2b	3b	hr	rbi	tb	slg%	bb	hbp	so	gdp	ob%	sf	sh	sb-att	po	a	e	fld%
2022	.000	2-1	0	0	0	0	0	0	0	0	.000	0	0	0	0	.000	0	0	0-0	1	0	1	.500
TOTAL	.000	2-1	0	0	0	0	0	0	0	0	.000	0	0	0	0	.000	0	0	0-0	1	0	1	.500

Year	era	w-l	app	gs	cg	sho	sv	ip	h	r	er	bb	so	2b	3b	hr	bf	bavg	wp	hbp	bk	sfa	sha
2022	4.88	1-0	10	3	1	0/0	0	18.2	17	17	13	14	21	4	0	4	91	.227	1	1	0	1	0
TOTAL	4.88	1-0	10	3	1	0/0	0	18.2	17	17	13	14	21	4	0	4	91	.227	1	1	0	1	0

Meeko Harrison

Year	avg	gp-gs	ab	r	h	2b	3b	hr	rbi	tb	slg%	bb	hbp	so	gdp	ob%	sf	sh	sb-att	po	a	e	fld%
2021	.200	6-0	5	1	1	0	0	1	2	4	.800	1	0	3	0	.333	0	0	0-0	2	0	0	1.000
2022	.286	21-5	28	4	8	1	0	1	8	12	.429	4	1	5	0	.394	0	0	0-0	43	1	0	1.000
TOTAL	.273	27-5	33	5	9	1	0	2	10	16	.485	5	1	8	0	.385	0	0	0-0	45	1	0	1.000



Individual Career History



Lauren Johnson

Year	avg	gp-gs	ab	r	h	2b	3b	hr	rbi	tb	slg%	bb	hbp	so	gdp	ob%	sf	sh	sb-att	po	a	e	fld%
2018	.242	56-38	99	20	24	2	1	1	17	31	.313	22	4	23	0	.394	2	0	6-9	14	3	0	1.000
2019	.345	59-56	148	39	51	14	2	3	21	78	.527	21	1	22	0	.429	0	3	6-8	27	0	2	.931
2020	.323	24-22	65	16	21	3	1	3	18	35	.538	13	3	10	0	.451	1	1	3-5	29	37	7	.904
2021	.344	59-59	189	40	65	11	4	0	42	84	.444	20	2	22	0	.410	1	4	12-16	91	43	7	.950
2022	.373	37-37	118	36	44	6	4	4	29	70	.593	10	0	14	0	.415	2	4	6-6	64	1	2	.970
TOTAL	.331	235-212	619	151	205	36	12	11	127	298	.481	86	10	91	0	.417	6	12	33-44	225	84	18	.945

Kayla Kowalik

Year	avg	gp-gs	ab	r	h	2b	3b	hr	rbi	tb	slg%	bb	hbp	so	gdp	ob%	sf	sh	sb-att	po	a	e	fld%
2019	.357	60-59	185	49	66	8	5	0	25	84	.454	29	3	22	0	.452	0	2	14-17	102	7	2	.982
2020	.373	24-24	83	31	31	4	8	0	13	51	.614	11	2	10	0	.458	0	2	11-11	103	3	2	.981
2021	.495	59-59	202	77	100	11	6	12	37	159	.787	27	1	18	0	.554	1	2	23-27	257	13	2	.993
2022	.417	37-37	120	37	50	5	2	3	22	68	.567	20	0	14	0	.496	1	1	14-15	165	19	1	.995
TOTAL	.419	180-179	590	194	247	28	21	15	97	362	.614	87	6	64	0	.496	2	7	62-70	627	42	7	.990

Alexia Lacatena

Year	avg	gp-gs	ab	r	h	2b	3b	hr	rbi	tb	slg%	bb	hbp	so	gdp	ob%	sf	sh	sb-att	po	a	e	fld%
2022	.417	14-10	12	3	5	1	1	0	5	8	.667	0	1	2	0	.462	0	0	1-1	1	7	2	.800
TOTAL	.417	14-10	12	3	5	1	1	0	5	8	.667	0	1	2	0	.462	0	0	1-1	1	7	2	.800

Year	era	w-l	app	gs	cg	sho	sv	ip	h	r	er	bb	so	2b	3b	hr	bf	bavg	wp	hbp	bk	sfa	sha
2022	2.84	7-2	14	8	2	1/1	1	44.1	48	20	18	9	29	16	2	4	193	.268	2	2	0	2	1
TOTAL	2.84	7-2	14	8	2	1/1	1	44.1	48	20	18	9	29	16	2	4	193	.268	2	2	0	2	1

Hallie Mitchell

Year	avg	gp-gs	ab	r	h	2b	3b	hr	rbi	tb	slg%	bb	hbp	so	gdp	ob%	sf	sh	sb-att	po	a	e	fld%
2022	.400	18-4	5	10	2	0	0	0	1	2	.400	0	0	1	0	.333	1	0	1-2	12	1	0	1.000
TOTAL	.400	18-4	5	10	2	0	0	0	1	2	.400	0	0	1	0	.333	1	0	1-2	12	1	0	1.000

Vanessa Nesby

Year	avg	gp-gs	ab	r	h	2b	3b	hr	rbi	tb	slg%	bb	hbp	so	gdp	ob%	sf	sh	sb-att	po	a	e	fld%
2021	.286	35-0	7	14	2	1	1	0	1	5	.714	0	0	2	0	.286	0	0	2-2	4	0	2	.667
2022	.500	27-3	10	10	5	0	0	0	0	5	.500	3	0	2	0	.615	0	0	2-2	10	0	0	1.000
TOTAL	.412	62-3	17	24	7	1	1	0	1	10	.588	3	0	4	0	.500	0	0	4-4	14	0	2	.875

Stephanie Schoonover

Year	avg	gp-gs	ab	r	h	2b	3b	hr	rbi	tb	slg%	bb	hbp	so	gdp	ob%	sf	sh	sb-att	po	a	e	fld%
2022	.000	1-1	0	0	0	0	0	0	0	0	.000	0	0	0	0	.000	0	0	0-0	1	3	0	1.000
TOTAL	.000	1-1	0	0	0	0	0	0	0	0	.000	0	0	0	0	.000	0	0	0-0	1	3	0	1.000

Year	era	w-l	app	gs	cg	sho	sv	ip	h	r	er	bb	so	2b	3b	hr	bf	bavg	wp	hbp	bk	sfa	sha
2022	3.33	5-2	13	9	3	3/0	0	42.0	29	23	20	33	41	7	0	1	191	.195	3	6	0	1	2
TOTAL	3.33	5-2	13	9	3	3/0	0	42.0	29	23	20	33	41	7	0	1	191	.195	3	6	0	1	2



Individual Career History



Rylea Smith

Year	avg	gp-gs	ab	r	h	2b	3b	hr	rbi	tb	slg%	bb	hbp	so	gdp	ob%	sf	sh	sb-att	po	a	e	fld%
2020	.420	24-24	88	29	37	6	1	0	30	45	.511	2	0	12	1	.424	2	0	7-8	12	0	4	.750
2021	.308	52-45	133	35	41	5	0	3	17	55	.414	12	0	21	0	.366	0	0	1-2	29	1	1	.968
2022	.356	34-33	90	21	32	3	0	0	6	35	.389	5	0	7	0	.389	0	5	2-4	20	1	0	1.000
TOTAL	.354	110-102	311	85	110	14	1	3	53	135	.434	19	0	40	1	.389	2	5	10-14	61	2	5	.926

Tatum Spangler

Year	avg	gp-gs	ab	r	h	2b	3b	hr	rbi	tb	slg%	bb	hbp	so	gdp	ob%	sf	sh	sb-att	po	a	e	fld%
2019	.188	41-9	16	8	3	1	0	0	3	4	.250	1	0	4	0	.222	1	1	0-0	17	3	3	.870
2020	.286	21-19	49	13	14	5	0	1	4	22	.449	4	1	8	1	.352	0	1	1-1	7	5	0	1.000
2021	.351	58-53	151	37	53	12	2	2	23	75	.497	7	0	24	0	.366	6	7	3-5	87	10	7	.933
2022	.182	29-13	44	9	8	1	0	0	8	9	.205	0	1	7	0	.200	0	1	3-3	15	4	1	.950
TOTAL	.300	149-94	260	67	78	19	2	3	38	110	.423	12	2	43	1	.327	7	10	7-9	126	22	11	.931

Year	era	w-l	app	gs	cg	sho	sv	ip	h	r	er	bb	so	2b	3b	hr	bf	bavg	wp	hbp	bk	sfa	sha
2019	3.73	4-1	10	4	2	1/1	0	20.2	20	11	11	12	17	4	1	0	99	.238	4	3	0	0	0
2020	4.94	0-1	7	3	0	0/1	0	11.1	10	10	8	7	12	1	0	2	55	.227	2	2	0	1	1
2021	2.44	4-3	9	6	1	0/1	0	28.2	22	13	10	10	25	4	0	1	127	.200	2	5	0	1	1
2022	0.69	4-0	8	0	0	0/0	0	20.1	17	4	2	7	19	8	0	0	85	.218	0	0	0	0	0
TOTAL	2.68	12-5	34	13	3	1/3	0	81.0	69	38	31	36	73	17	1	3	366	.218	8	10	0	2	2

Miranda Stoddard

Year	avg	gp-gs	ab	r	h	2b	3b	hr	rbi	tb	slg%	bb	hbp	so	gdp	ob%	sf	sh	sb-att	po	a	e	fld%
2020	.333	18-7	21	7	7	2	0	1	8	12	.571	5	2	4	0	.483	1	0	0-0	13	14	4	.871
2021	.207	57-55	135	25	28	4	0	8	26	56	.415	21	2	28	1	.321	1	5	2-2	48	103	10	.938
2022	.256	35-34	78	18	20	6	0	6	23	44	.564	7	1	21	0	.322	1	5	2-3	27	61	9	.907
TOTAL	.235	110-96	234	50	55	12	0	15	57	112	.479	33	5	53	1	.338	3	10	4-5	88	178	23	.920

Year	era	w-l	app	gs	cg	sho	sv	ip	h	r	er	bb	so	2b	3b	hr	bf	bavg	wp	hbp	bk	sfa	sha
2020	4.20	2-0	7	2	1	0/0	1	16.2	18	11	10	3	11	3	0	6	72	.261	1	0	0	0	0
2021	3.17	4-0	19	3	0	0/1	2	53.0	70	30	24	9	23	9	0	5	236	.318	3	1	0	1	5
2022	3.30	5-3	16	11	4	1/0	1	59.1	61	30	28	9	30	12	0	7	251	.262	2	6	0	2	1
TOTAL	3.36	11-3	42	16	5	1/1	4	129.0	149	71	62	21	64	24	0	18	559	.285	6	7	0	3	6

Kennedy Sullivan

Year	avg	gp-gs	ab	r	h	2b	3b	hr	rbi	tb	slg%	bb	hbp	so	gdp	ob%	sf	sh	sb-att	po	a	e	fld%
2022	.290	34-22	62	11	18	5	0	4	17	35	.565	5	0	15	0	.338	1	1	0-0	2	2	0	1.000
TOTAL	.290	34-22	62	11	18	5	0	4	17	35	.565	5	0	15	0	.338	1	1	0-0	2	2	0	1.000

Year	era	w-l	app	gs	cg	sho	sv	ip	h	r	er	bb	so	2b	3b	hr	bf	bavg	wp	hbp	bk	sfa	sha
2022	3.36	2-1	12	2	0	0/0	0	25.0	23	18	12	7	16	4	0	6	106	.245	1	2	0	1	2
TOTAL	3.36	2-1	12	2	0	0/0	0	25.0	23	18	12	7	16	4	0	6	106	.245	1	2	0	1	2

Erica Thulen

Year	avg	gp-gs	ab	r	h	2b	3b	hr	rbi	tb	slg%	bb	hbp	so	gdp	ob%	sf	sh	sb-att	po	a	e	fld%
2021	.000	24-0	2	11	0	0	0	0	1	0	.000	2	0	1	0	.500	0	0	3-3	0	0	0	.000
2022	.500	15-0	2	6	1	1	0	0	0	2	1.000	0	0	1	0	.500	0	0	0-0	0	0	0	.000
TOTAL	.250	39-0	4	17	1	1	0	0	1	2	.500	2	0	2	0	.500	0	0	3-3	0	0	0	.000



Individual Career History



Margaret Tobias

Year	avg	gp-gs	ab	r	h	2b	3b	hr	rbi	tb	slg%	bb	hbp	so	gdp	ob%	sf	sh	sb-att	po	a	e	fld%
2022	.250	31-13	44	10	11	0	0	0	1	11	.250	0	0	7	0	.250	0	0	1-3	20	26	3	.939
TOTAL	.250	31-13	44	10	11	0	0	0	1	11	.250	0	0	7	0	.250	0	0	1-3	20	26	3	.939