

## HISTORY OF UK SOCCER



One of the biggest wins in program history came in 2007, when UK posted a 2-1 comeback win over No. 1 SMU.

The University of Kentucky men's soccer program has steadily climbed to the level of the nation's elite since it was established on June 1, 1991.

Before joining one of the nation's top soccer conferences in Conference USA in 2005, Kentucky spent a decade in the Mid-American Conference, where it dominated the opposition. In that span, Kentucky won four conference championships and advanced to the finals or semifinals of the league's tournament every season.

The program has continued to grow over time, drawing a school-record 3,503 fans for its 3-0 win over Indiana in most recent 2018.

In 2008, UK led the conference in attendance for the second time in the past three years.

Through the years, UK's soccer program has produced highlight after highlight, from its 1995 1-0 win over Indiana in Bloomington to its 2-1 win over MAC rival Bowling Green in 1997 in front of 3,003 screaming Wildcats fans at the UK Soccer Complex.

The 2008 highlight came when the Wildcats upended No. 1 SMU at the UK Soccer Complex, UK's first win over a top-ranked foe in program history.

When UK soccer became a varsity sport on June 1, 1991, Lexington native Sam Wooten took the helm. He had served as the Kentucky coach during UK's club soccer days, and he was the natural choice to lead the new varsity team.

Known for his big, physical squads, Wooten racked up a 28-25-7 record in three seasons at the reins.

From 1991 to 1996, the Wildcats called The Cage home. The Cage Soccer Field, which stood where UK's Boone Tennis Center now stands, placed fans just feet from the pitch and the UK fans gave Kentucky a tremendous home-field advantage. In its five-and-a-half seasons at The Cage, UK posted an impressive 34-17-8 home mark.

In 1994, Ian Collins was brought in by then-UK Athletics Director C.M. Newton to lead the UK Soccer Wildcats. Under Collins, the Wildcats were consistent conference title contenders in both the MAC and C-USA. The Wildcats won the MAC Tournament title three straight years from 1999-2001 and regular-season championships in 2000, 2001, 2003 and 2004. In 2001, the Wildcats ran through the league with a perfect 6-0-0 record. UK repeated the feat in 2003 and became the first team in conference history to go through the regular season without relinquishing a goal.

Since joining C-USA, UK has made all but one conference tournament, with UK ranking only behind Tulsa for the most wins in the conference during that span.

The UK Soccer Complex ushered in a new era of UK soccer. Opened on Oct. 24, 1996, the complex houses a playing field, a practice field, team lounge and locker rooms. Before the 2011 season, UK invested \$100,000 on a state-of-the-

art playing surface, designed to prevent injuries and provide a better all-weather surface. In addition, UK installed a tower at the complex, allowing coaches to get a tremendous view of the action for postgame video.

Flash forward to the 2012 season and an exciting addition of head coach Johan Cedergren to guide the program led to a historic inaugural campaign. Cedergren's new attacking system paced the Wildcats to its first NCAA Tournament berth since 2003, with UK tabbed to host Xavier at the UK Soccer Complex.

After the season, the Wildcats announced the construction of a sparkling new facility that will provide the program one of the top stadiums in college soccer. The Nine million dollar facility was completed after the conclusion of the 2013 season. With the addition of a video tower, a \$100,000 perfect playing surface, a video board and now state-of-the-art facilities for games and training, UK's program will be spurred by one of the top facilities in the NCAA.

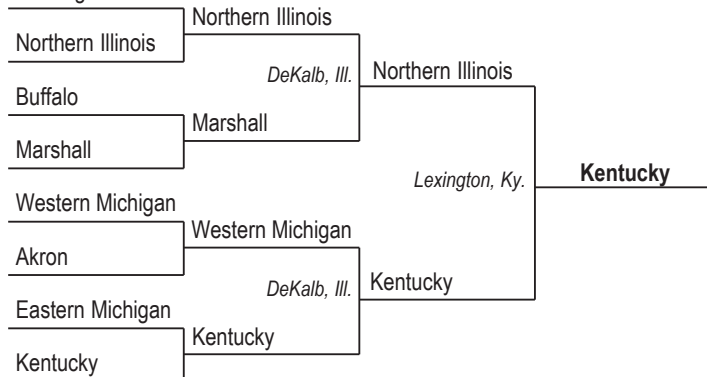
In addition to its successful teams, the UK soccer program has also been successful academically. Four times since 2000 the program has won an NSCAA Team Academic Award and has produced five Boyd McWhorter Scholarship nominees in that same span. In 2006, 2007 and 2008, the soccer team was named the UK Male Academic Team of the Year at the CATSPY Awards.



## CONFERENCE CHAMPIONSHIPS

### 1999 MAC Tournament Champs

The 1999 Mid-American Conference Tournament began a three-year championship run for the Wildcats. The second-seeded Wildcats marched through Eastern and Western Michigan before avenging a regular-season loss to Northern Illinois with a 2-1 victory to win the title. Jason Bell scored both goals in the final en route to All-Tournament Team honors. He was joined on the team by Giovanni Fernandes, Chris McAlpine and goalkeeper Brian O'Leary, who pitched two shutouts. The championship sealed Kentucky's first NCAA Tournament appearance.



### 2000 MAC Champs

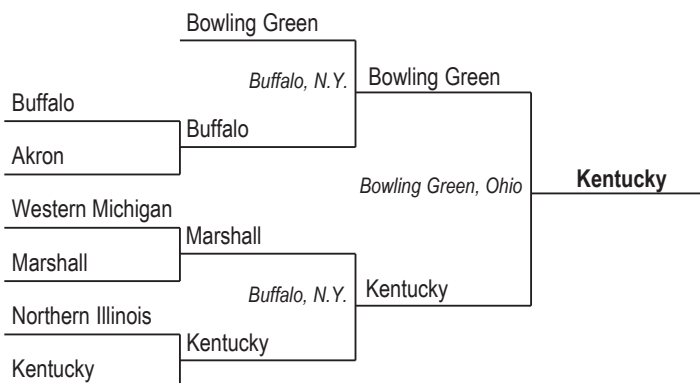
After three straight second-place finishes, Kentucky finally broke through and won a share of the Mid-American Conference title in 2000. It would be the beginning of a MAC dynasty as the Wildcats took home at least a share of the championship in four of five seasons. In the team's four conference wins, the Wildcats suffocating defense allowed just one goal. Chris McDaniel paced the offensive attack with a team-high five goals, including three game-winners. Giovanni Fernandes and Ilkka Jantti were each named all-conference. Kentucky would go on to become the third team in conference history to win the regular season championship and the tournament title.

### 2000 MAC Tournament Champs

#### STANDINGS

Team	Conference						Overall		
	W	L	T	Pct.	GF	GA	W	L	T
Kentucky	4	2	0	.667	8	7	11	9	2
Akron	4	2	0	.667	16	7	7	7	3
Bowling Green	4	2	0	.667	9	4	9	8	1
Marshall	4	2	0	.667	13	7	14	5	1
Northern Illinois	3	3	0	.500	6	8	3	3	0
Buffalo	1	5	0	.200	1	5	1	5	0
Western Michigan	1	5	0	.200	1	5	1	5	0

Despite winning a share of the conference title, Kentucky entered the 2000 MAC Tournament seeded fourth due to the league's tiebreaking procedure. Unfazed, the Wildcats defended their way to a second-straight tournament championship with three straight 1-0 victories. In the second round, UK overcame No. 2 seed Marshall, which taken the regular season meeting between the two. Kentucky then went on the road and knocked off top seed Bowling Green for the title. Brooke Pearse scored the championship winning goal. Greg Bironas, Ilkka Jantti, J.D. Stephenson and goalkeeper Brian O'Leary were each named to the All-Tournament team.



### 2001 MAC Champs

Kentucky became the first team in five years to go unbeaten and untied in conference play while wrapping up its second straight MAC championship. The Wildcats absolutely dominated its opposition, outscoring



them 18-4 in league games. The championship came down to the final game of the regular-season when UK scored a 2-1 win over Akron, which also entered the contest with a perfect league record. MAC Player of the Year Ilkka Jantti headlined a group of six UK players named to the all-conference squad that included Nathan Fleetwood, John Monebrake, Antti Peltonen, Greg Raber and J.D. Stephenson. Monebrake was tabbed the leagues Newcomer of the Year while head coach Ian Collins was

#### STANDINGS

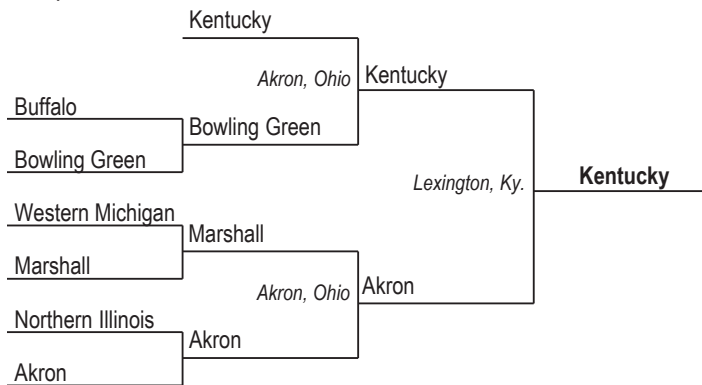
Team	Conference				Overall				
	W	L	T	Pct	GF	GA	W	L	T
Kentucky	6	0	0	1.000	18	4	14	6	1
Akron	5	1	0	.833	10	5	10	7	1
Marshall	3	3	0	.500	9	10	12	7	0
Buffalo	2	3	1	.417	7	9	7	8	2
Bowling Green	2	4	0	.333	4	7	8	8	1
Western Michigan	1	4	1	.250	6	11	5	13	1
Northern Illinois	1	5	0	.167	6	14	4	12	1

# KENTUCKY

## Men's Soccer

### 2001 MAC Tournament Champs

After winning the regular-season championship outright, Kentucky earned the top seed and a first-round bye in the MAC Tournament. Needing two wins, the Wildcats tallied back-to-back 1-0 victories to run their conference tournament win streak to eight, including five straight shutouts. In the championship game played in front of the home crowd in Lexington, MAC Player of the Year Ilkka Jantti scored the winner in the 114th minute for UK's third straight conference championship. Kentucky joined Bowling Green as the only MAC teams to win three straight league titles. Jantti, Marc Theriault, Chris McAlpine and Chris McDaniel were named to the All-Tournament Team.



### 2003 MAC Champs



In the most dominant season in Mid-American Conference history, Kentucky went a perfect 6-0 without allowing a goal in league play. The Wildcats' defense was stifling, led by All-Conference defenders Nathan Li, Thomas Senecal and Brandon Stewart as well as goalkeeper Andy Gruenebaum. Offensively, MAC Newcomer of the Year Riley O'Neill was the scorer with a team-high seven goals and MAC Player of the Year Jamal Shteivi proved the playmaker, tallying a school-record 13 assists. Both were also named all-conference along with midfielder Joey Gaworecki.

### 2004 MAC Champs

In its final season in the Mid-American Conference, Kentucky went out in grand style by winning their fourth league title in five years. Jamal Shteivi repeated as MAC Player of the Year after leading the league with 11 goals

### STANDINGS

Team	Conference				Overall		W	L	T
	W	L	T	Pct	GF	GA			
Kentucky	6	0	0	1.000	11	0	12	6	2
Akron	5	1	0	.833	10	2	15	5	2
Western Michigan	3	2	1	.583	8	8	12	7	2
Bowling Green	2	3	1	.417	6	7	8	9	5
Marshall	2	4	0	.333	4	9	6	13	0
Northern Illinois	2	4	0	.333	6	6	3	13	2
Buffalo	0	6	0	.000	0	9	1	12	3



and 30 points. He was joined on the all-conference teams by six teammates: Michael D'Agostino, Andy Gruenebaum, Anthony Peters, Thomas Senecal, Brandon Stewart and Michael Strong. Kentucky outscored its league opponents 14-4 en route to the crown. The Wildcats wrapped up their 10-year run in the MAC with a 44-13-4 overall record. UK was at its best in its final five years in the league, racking up four conference championships.

### STANDINGS

Team	Conference				Overall		W	L	T
	W	L	T	Pct	GF	GA			
Kentucky	4	1	1	.750	14	4	11	5	3
Akron	3	1	2	.667	8	3	13	5	3
Northern Illinois	4	2	0	.667	14	9	12	7	0
Western Michigan	3	2	1	.583	10	9	9	7	4
Marshall	3	2	1	.583	14	8	10	7	3
Buffalo	1	4	1	.250	4	13	8	8	2
Bowling Green	0	6	0	.000	9	27	0	19	0

# KENTUCKY

Men's Soccer

## CONFERENCE USA HISTORY

### YEAR-BY-YEAR CHAMPIONS

Year	Champion	Rec.	UK	Place
1995	UAB	7-0-1	n/a	
1996	Charlotte	7-1-0	n/a	
	S. Florida	7-1-0		
1997	S. Florida	5-1-2	n/a	
	Marquette	6-2-0		
1998	S. Florida	6-1-1	n/a	
	Saint Louis	6-1-1		
1999	UAB	7-1-0	n/a	
	Saint Louis	7-1-0		
2000	Saint Louis	6-1-1	n/a	
2001	Saint Louis	9-1-0	n/a	
2002	Marquette	7-2-1	n/a	
	Saint Louis	7-2-1	n/a	
2003	Cincinnati	6-2-1	n/a	
	Saint Louis	6-2-1	n/a	
2004	Memphis	8-1-0	n/a	
2005	SMU	8-1-0	3-4-2	7th
2006	SMU	5-1-2	5-2-1	2nd
2007	Tulsa	6-0-2	5-3-0	3rd
2008	Tulsa	7-0-1	6-1-1	2nd
2009	Tulsa	6-1-1	5-3-0	4th
2010	SMU	7-1-0	4-2-2	3rd
2011	South Carolina	6-1-1	2-5-1	7th
	UAB	6-1-1		
2012	SMU	6-2-0	4-3-1	5th
2013	New Mexico	7-1-1	3-4-2	7th
2014	Charlotte	6-1-1	5-1-2	2nd
2015	Kentucky	7-0-1		
2016	Charlotte	7-1-0	5-3-0	4th
2017	Old Dominion	6-2-0	4-2-2	2nd
2018	Kentucky	7-1-0		
2019	Marshall	5-1-1	4-2-1	3rd
2020	Marshall	6-0-1	3-3-1	4th

### ALL-TIME C-USA RESULTS

Team	Years	Record	Pct.
UAB	22	82-53-14	.612
South Carolina	12	35-22-16	.614
Kentucky	12	36-27-10	.568
Marshall	12	30-33-9	.431
FIU	12	18-48-7	.273
Charlotte	5	10-4-2	.556
Old Dominion	5	7-6-3	.778
Florida Atlantic	5	3-11-1	.167

### C-USA REGULAR SEASON TITLES

*Saint Louis	6
*South Florida	3
*Tulsa	3
*Marquette	2
*SMU	3
UAB	3
Kentucky	2
Marshall	2
South Carolina	1
Charlotte	1
*Cincinnati	1
*Memphis	1
*New Mexico	1
* denotes former member	

### YEAR-BY-YEAR TOURNEY CHAMPIONS

Year	Champion	Runner-Up
1995	Saint Louis	Charlotte
1996	South Florida	Marquette
1997	Saint Louis	South Florida
1998	South Florida	Memphis
1999	UAB	Saint Louis
2000	Saint Louis	UAB
2001	Saint Louis	Marquette
2002	Saint Louis	Cincinnati
2003	Saint Louis	Charlotte
2004	Memphis	UAB
2005	South Carolina	Tulsa
2006	SMU	Kentucky
2007	Tulsa	SMU
2008	Tulsa	Kentucky
2009	Tulsa	Marshall
2010	South Carolina	Tulsa
2011	SMU	UCF
2012	Tulsa	SMU
2013	Charlotte	Tulsa
2014	Old Dominion	South Carolina
2015	FIU	Marshall
2016	New Mexico	FIU
2017	Old Dominion	Charlotte
2018	Kentucky	Charlotte
2019	Marshall	Charlotte
2020	No Tournament Held	

### ALL-TIME C-USA TOURNEY RESULTS

Team	App.	Record	Pct.
UAB	19	11-17-3	.403
Kentucky	8	6-5-3	.536
South Carolina	7	7-5-1	.577
Marshall	6	2-5-1	.312
FIU	3	2-3-0	.400
Charlotte	1	3-0-0	1.000
Old Dominion	1	0-1-0	.000
Florida Atlantic	0	0-0-0	.000

### C-USA TOURNAMENT TITLES

*Saint Louis	6
*SMU	3
*Tulsa	3
South Carolina	2
*South Florida	2
Kentucky	1
Charlotte	1
*Memphis	1
UAB	1
Marshall	1
* denotes former member	

### UK ALL-TIME RECORD VS. CURRENT

Team	Rec.	GF	GA
Charlotte	4-5-2	9	10
FAU	9-0-1	28	4
FIU	8-7-3	19	23
Marshall	21-12-3	58	35
Old Dominion	6-1-2	13	6
South Carolina	10-7-3	25	24
UAB	11-7-0	27	16
Total	69-39-14	179	118

### UK'S TOURNAMENT HISTORY

2005 • No. 7 seed
at Dallas, Texas
First round - tied No. 2 South Carolina, 0-0
lost on penalty kicks, 3-0
2006 • No. 2 seed • Runner-Up
at Tulsa, Okla.
First round - def. No. 7 Memphis, 3-1
Semifinal - def. No. 3 Tulsa, 3-0
Final - lost to No. 1 SMU, 2-0
2007 • No. 3 seed
at Birmingham, Ala.
First round - lost to No. 6 Marshall, 3-1
2008 • No. 2 seed
at Dallas, Texas
First round - def. No. 7 Marshall, 4-2
Semifinal - def. UCF, 1-0
Final - tied No. 1 Tulsa, 1-1
lost on penalty kicks, 4-2
2009 • No. 4 seed
at Tulsa, Okla.
First round - lost to No. 1 Tulsa, 2-1
2010 • No. 3 seed
at Memphis, Tenn.
First round - lost to No. 6 Tulsa, 5-0
2012 • No. 5 seed
at Hoover, Ala.
First round - def. No. 4 Memphis, 1-0
Semifinal - tied No. 1 SMU, 2-2
lost on penalty kicks, 4-1
2013 • No. 7 seed
at Charlotte, N.C.
First round - def. No. 2 Old Dominion, 1-0
Semifinal - lost to No. 6 Charlotte, 1-0
2014 • No. 2 seed
at Norfolk, Va.
First round - lost to No. 7 South Carolina, 2-1
2015 • No. 1 seed
at Charlotte, N.C.
Semifinal - lost to No. 5 FIU, 1-0
2016 • No. 4 seed
at Huntington, W.V.
Semifinal - tied No. 5 New Mexico, 2-2 lost on penalty kicks, 2-1
2017 • No. 3 seed
at Norfolk, VA.
First Round - lost to No.6 Marshall, 1-0
2018 • No. 1 seed
at Charlotte, N.C.
First Round - Bye
Semifinal - def. No. 5 Marshall, 2-1
Final - def. No. 3 Charlotte, 1-0
2019 • No. 4 seed
at Charlotte, N.C.
First Round - def. FAU, 2-0
Second Round- lost to No.1 Marshall, 0-1

# KENTUCKY

Men's Soccer

## MID-AMERICAN CONFERENCE HISTORY

### YEAR-BY-YEAR CHAMPIONS

Year	Champion	Rec.	UK	Place
1995	Akron	5-0-0	3-1-1	3rd
1996	Bowling Green	5-0-0	2-2-1	3rd
1997	Akron	5-1-1	5-2-0	2nd
1998	Akron	8-0-1	7-1-0	2nd
1999	Akron	6-0-1	5-1-1	2nd
2000	Kentucky	4-2-0	4-2-0	1st
	Akron	4-2-0		
	Bowling Green	4-2-0		
	Marshall	4-2-0		
2001	Kentucky	6-0-0	6-0-0	1st
2002	Akron	4-1-0	2-3-0	4th
2003	Kentucky	6-0-0	6-0-0	1st
2004	Kentucky	4-1-1	4-1-1	1st

### ALL-TIME MAC RESULTS

(from 1995-2004)

Team	Years	Record	Pct.
Akron	12	58-9-5	.840
Kentucky	10	44-13-4	.754
Bowling Green	12	40-26-5	.599
Marshall	8	26-23-3	.529
Miami (Ohio)	7	15-18-2	.457
Northern Illinois	8	22-29-1	.433
Buffalo	7	14-29-2	.333
Western Michigan	12	17-49-7	.281
Central Michigan	3	2-8-0	.200
Eastern Michigan	8	4-37-1	.107

### MAC REGULAR SEASON TITLES

Akron	6
Kentucky	4
Bowling Green	3
Marshall	1
Miami (Ohio)	1

### ALL-TIME MAC TOURNAMENT

#### RESULTS

(from 1995-2004)

Team	Years	Record	Pct.
Kentucky	10	14-7	.667
Bowling Green	12	16-8	.667
Akron	12	15-8	.652
Miami (Ohio)	7	4-3	.571
Western Michigan	12	7-10	.412
Marshall	8	4-7	.364
Buffalo	7	3-6	.333
Northern Illinois	8	2-7	.222
Eastern Michigan	8	1-6	.142
Central Michigan	3	0-1	.000

### MAC TOURNAMENT TITLES

Kentucky	3
Akron	3
Bowling Green	3
Miami (Ohio)	1
Western Michigan	1

### TOURNAMENT HISTORY

2004 • No. 1 seed  
at Kalamazoo, Mich.  
First round - bye  
Semifinal - lost to No. 5 W. Michigan, 1-0

2003 • No. 1 seed  
at Bowling Green, Ohio  
First round - bye  
Semifinal - lost to No. 4 Bowling Green, 1-0

2002 • No. 5 seed  
at Huntington, W.Va.  
First round - def. No. 4 Buffalo, 4-1  
at Bowling Green, Ohio  
Semifinal - lost to No. 1 Bowling Green, 2-1

2001 • No. 1 seed • Champions  
at Akron, Ohio  
First round - bye  
Semifinal - def. Bowling Green, 1-0  
at Lexington, Ky.  
Championship - def. Akron, 1-0 (2ot)

2000 • No. 4 seed • Champions  
at Buffalo, N.Y.  
First round - def. No. 5 Northern Illinois, 1-0  
Semifinal - def. No. 2 Marshall, 1-0  
at Bowling Green, Ohio  
Championship - def. No. 1 Bowling Green, 1-0

1999 • No. 2 seed • Champions  
at Dekalb, Ill.  
First round - def. No. 7 Eastern Michigan, 1-0  
Semifinal - def. No. 8 Western Michigan, 3-0  
at Lexington, Ky.  
Championship - def. No. 6 N. Illinois, 2-1

1998 • No. 2 seed  
at Lexington, Ky.  
First round - def. No. 7 Eastern Michigan, 1-0  
Semifinal - lost to No. 4 Bowling Green, 2-0 (2ot)

1997 • No. 2 seed  
at Oxford, Ohio  
First round - def. Western Michigan, 2-1  
Semifinal - lost to No. 3 Bowling Green, 1-0

1996 • No. 3 seed • Runner-Up  
at Bowling Green, Ohio  
First round - def. No. 6 Western Michigan, 1-0  
Semifinal - def. No. 2 Akron, 2-1  
Championship - lost to No. 1 Bowling Green, 4-0

1995 • No. 3 Seed  
at Kalamazoo, Mich.  
First round - def. No. 6 Eastern Michigan, 4-1  
Semifinal - lost to No. 2 Bowling Green, 1-0 (ot)



## HISTORIC 2018 SEASON

During his seventh season with Kentucky, Head Coach Johan Cedergren broke down his own set barriers to create the most historic season in program history.

Lead by lone Senior Tanner Hummel and three All-America selections, including MLS Super-Draft selection JJ Williams, Goalkeeper Enrique Facusse, and Defender Aime Mabika, Kentucky was selected as the overall No. 3 seed in the NCAA tournament for the 2018 season, stretching the seed into the Elite Eight round until the Wildcats heartbreaking 0-1 loss to Maryland at the Wendell and Vickie Bell Soccer Complex.

During the 2018 ride, the Wildcats sealed the win for the Conference USA regular season title, conference title, and the highest NCAA seeding in program history, breaking Cedergren's record from the 2016 season. Kentucky finished the season with a 19-2-1 record and went 7-1-0 in conference play.

The Wildcats had extraordinary depth in every position, elevating them over six of their seven ranked opponents, including powerful wins against Big Ten powerhouse No. 3 Indiana and ACC foe and cross-state rival No. 6 Louisville. Kentucky went 6-0 combined in those two games.

Individually, the team earned numerous accolades at the conference and national level. Some of the most notable include four selections to USCAA All Southeast Region First-Team, three USCAA All-America Selections, and Junior For-

ward JJ Williams Finalist selection for the MAC Hermann Trophy.

The team also boasted multiple top stats on the season, with a .49 goals against average (ranked third nationally) and a .64 shutout percentage with 14 on the season. Additionally, Facusse finished 12th in Division I for save percentage, earning a .84 on the season.

Additionally, Head Coach Johan Cedergren was able to clinch Conference Coach of the Year honors for the third time in his tenure. He additionally has had All-American selections on his roster for the fourth time in a five year span. He additionally reached the NCAA tournament four of those five years, earning a top-16 seeding and a No. 3 seeding for the Blue and White.

### 2018 BROKEN SCHOOL RECORDS

- Most Wins in a Season
- C-USA Regular Season Champion
- C-USA Conference Champion
- First trip to the Elite Eight
- Highest seeding in NCAA Tournament (No. 3)
- Highest Program Goals Against Average (0.68)
- JJ Williams Records  
Most Individual: Points (44), Goals (18), Game Winners (9), Shots Attempted (90)
- Most Shutouts in a Season (14)
- Highest Win/Loss Percentage (.864)
- Most Consecutive Home Wins (12)

### 2018 ACCOLADES

Record: 19-2-1  
Conference Record: 7-1-0

National Player of the Week

- USC: Sept. 12: JJ Williams
- CSN: Sept. 10: JJ Williams

C-USA Post-Season Awards

- Player of the Year, Offensive MVP: JJ Williams
- Coach of the Year: Johan Cedergren
- First Team All Conference: JJ Williams, Aime Mabika, Enrique Facusse, Kalil ElMedkhar
- Second Team All Conference: Jason Reyes
- Third Team All Conference: Leon Jones
- All-Freshman Team: Jason Reyes
- All-Academic Team: Sam Stockton, Leon Jones

C-USA Tournament Awards

- Offensive MVP: JJ Williams
- Defensive MVP: Enrique Facusse
- All-Tournament Team: Kalil ElMedkhar, Tanner Hummel

MAC Hermann Trophy

- Finalist: JJ Williams

USCAA All-Southeast Region

- Aime Mabika, Enrique Facusse, JJ Williams, Kalil ElMedkhar

USCAA All-America

- First Team: JJ Williams
- Second Team: Enrique Facusse
- Third Team: Aime Mabika



# KENTUCKY

## Men's Soccer

### POSTSEASON

Nov. 21, 1999 • First Round  
 No. 2 Indiana 1, Kentucky 0 (2ot)  
 at Bloomington, Ind.

The soccer Cats' first NCAA appearance took place in Bloomington, Ind., in 1999 on the campus of Indiana University. The second-seeded Hoosiers played host to Kentucky, which had won the MAC Championship to receive an automatic bid to the NCAA Tournament. The Wildcats stretched IU to the limit as the game remained scoreless for nearly two hours. In the second overtime, with the Cats down two men - one from injury and the other from ejection - Indiana finally got the decisive game-winning goal in the 113th minute of play. The Cats ended their best season since 1995 by making it to their first NCAA Tournament. The Hoosiers would go on to win the National Championship that season.

Team	1	2	OT	OT	F
Kentucky	0	0	0	0	0
Indiana	0	0	0	1	1

Goals

Team	Goals	Shots	Saves	Corners	Fouls
IU	112:15 Aleksy Korol (Yuri Lavrinenko)				
		UK	IU		
Goals	0	1			
Shots	6	15			
Saves	1	3			
Corners	2	6			
Fouls	40	28			

Nov. 18, 2000 • First Round  
 Kentucky 0, Saint Louis 0 (4ot)  
 (UK Advances on Penalties, 4-2)  
 at St. Louis, Mo.

In their second NCAA appearance, the Cats played at ninth-ranked Saint Louis in the first round of the 2000 NCAA Tournament. The Billikens outshot the Cats by a tally of 21-7, but were held scoreless by Brian O'Leary's 12 saves in front of a strong UK defense that chipped in with a pair of team saves. Four overtime periods could not decide the game, which entered the record books as a 0-0 tie. Per NCAA rules, penalty kicks were required to break the 150 minute deadlock, and O'Leary again shined, making two key saves and netting a penalty of his own to help the Cats advance to the second round.

Team	1	2	OT	OT	OT	OT	F
Kentucky	0	0	0	0	0	0	0
Saint Louis	0	0	0	0	0	0	0

Goals

	UK	SLU
Goals	0	0
Shots	7	21
Saves	13	5
Corners	5	14
Fouls	28	28

Nov. 25, 2000 • Second Round  
 No. 6 SMU 3, Kentucky 1  
 at Dallas, Texas

Making their first appearance in the second round of the NCAA Tournament, the Wildcats traveled to Dallas, Texas, to face SMU. The nation's leading scorer, Muhammed Fahim, led the sixth-seeded Mustangs to a 1-0 halftime lead against the Cats. UK's Ilkka Jantti captured the equalizer in the 74th minute, scoring Kentucky's first-ever NCAA goal. SMU's attack was relentless, though, and Fahim completed a hat trick late in the game to give SMU the 3-1 victory.

Team	1	2	OT	OT	F
Kentucky	0	1	-	-	1
SMU	1	2	-	-	3

Goals

Team	Goals	Shots	Saves	Corners	Fouls
SMU	21:21 Mohamed Fahim (Matt Whitley)				
UK	73:27 Ilkka Jantti (J.D. Stephenson)				
SMU	75:42 Mohamed Fahim (Luchi Gonzalez)				
SMU	89:55 Mohamed Fahim (empty net)				

	UK	SMU
Goals	1	3
Shots	8	18
Saves	9	4
Corners	2	8
Fouls	22	19

Nov. 23, 2001 • First Round  
 Kentucky 1, Mercer 0  
 at Clemson, S.C.

Kentucky played its first neutral site NCAA match when the Cats traveled to Clemson, S.C., to face the Mercer Bears. The teams played to a scoreless tie in the first half, but UK came out quickly in the second half when Nathan Fleetwood assisted Scot Shewey for a goal in the 48th minute. The Wildcat defense blanked Mercer to help Greg Raber to his seventh shutout of the year, as UK advanced to the NCAA second round with a 1-0 victory.

Team	1	2	OT	OT	F
Mercer	0	0	-	-	0
Kentucky	0	1	-	-	1

Goals

### NCAA TOURNAMENT HISTORY

Appearances: 12  
**Record: 5-8-2 (.333)**  
 at home: 3-2-1  
 on road: 0-6-1  
 neutral: 2-0-0  
 Best finish: Elite Eight (2018)

#### YEAR-BY-YEAR

1999  
 at Bloomington, Ind.  
 First round - lost to No. 2 Indiana, 1-0 (2ot)

2000  
 at St. Louis, Mo.  
 First round - tied No. 9 St. Louis, 0-0 (4ot)  
 (advanced on penalties, 4-2)  
 at Dallas, Texas  
 Second round - lost to No. 6 SMU, 3-1

2001  
 at Clemson, S.C.  
 First round - def. Mercer, 1-0  
 Second round - lost to No. 5 Clemson, 1-0

2003  
 at Lexington, Ky.  
 First round - tied Cincinnati, 0-0 (2ot)  
 (advanced on penalties, 4-2)  
 at Bloomington, Ind.  
 Second round - lost to No. 5 Indiana, 2-1 (2ot)

2012  
 at Lexington, Ky.  
 First round - lost to Xavier, 1-0

2018  
 at Lexington, Ky.  
 First round - Bye  
 Second Round - def. #21 Portland, 4-0  
 Third Round - def. Lipscomb, 2-1  
 Fourth Round - lost to #11 Maryland, 1-0

2019  
 at Lexington, Ky.  
 First round - def. Loyola Chicago, 2-1 (2ot)  
 at Bloomington, Ind.  
 Second Round - lost to No. 5 Indiana, 0-3

2020  
 at Greensboro, N.C.  
 First round - Bye.  
 Second Round - def. No. 11 UNH, 2-0  
 at Cary, N.C.  
 Third Round - lost to No. 4 Wake Forest, 1-2

# KENTUCKY

## Men's Soccer

Nov. 25, 2001 • Second Round  
No. 5 Clemson 1, Kentucky 0  
at Clemson, S.C.

Fifth-seeded Clemson played host to the Cats in the second round of the NCAA Tournament. The match was eventful throughout, with neither team able to get on the board during regulation. Both teams had chances in the first two overtime periods, but neither squad could catch a break and the match eclipsed the two-hour mark. It wasn't until the 124th minute that the Tigers were able to finally find the back of the net. Kenneth Cutler scored the game-winning goal in the third overtime period.

Team	1	2	OT	OT	OT	F
Kentucky	0	0	0	0	0	0
Clemson	0	0	0	0	1	0

Goals	CU	123:13	Kenneth Cutler (Ross Goodacre, Brett Branan)
Goals		UK	CU
Shots		14	15
Saves		3	8
Corners		8	8
Fouls		19	16

Nov. 22, 2003 • First Round  
Kentucky 0, Cincinnati 0 (2 ot)  
(UK Advances on Penalties, 4-2)  
at Lexington, Ky.

Kentucky hosted an NCAA Tournament game for the first time in front of 1,593 fans. The Wildcats had a pair of great chances for a goal as Jamal Shteiwi just missed the right post on a free kick from 23 yards out in the 20th minute and Olli Lehtimäki missed wide-right from the top of the box in the 49th minute. Other than that, both teams played solid defense leading to a shootout, which Kentucky won 4-2 on the strength of two Andy Gruenebaum saves, one of which was dubbed "the best save I've ever seen" by head coach Ian Collins.

Team	1	2	OT	OT	F
Cincinnati	0	0	0	0	0
Kentucky	0	0	0	0	0

Goals	none	UK	UC
Goals		0	0
Shots		6	12
Saves		6	3
Corners		4	7
Fouls		18	17

Nov. 26, 2003 • Second Round  
No. 5 Indiana 2, Kentucky 1 (2 ot)  
at Bloomington, Ind.

UK got on the board first in the 27th minute when freshman Riley O'Neill buried a shot in the lower-left corner after a feed from Jamal Shteiwi. The Wildcats looked to take the lead into intermission, but Jacob Peterson tallied the equalizer from six yards out to tie the match just before halftime. After a scoreless second half, Kentucky had a man sent off four minutes into the first overtime. Despite a valiant effort by the short-handed Wildcats, Indiana broke through with less than five minutes left before the game would go to penalty kicks for the winner.

Team	1	2	OT	OT	F
Kentucky	1	0	0	0	1
Indiana	1	0	0	1	2

Goals	UK	IU
UK	25:49	Riley O'Neill (Jamal Shteiwi, Joey Gaworecki)
IU	43:48	Jacob Peterson (Josh Tudela, Vijay Dias)
IU	105:46	Greg Badger (Josh Tudela, John Michael Hayden)
Goals	UK	IU
Shots	7	23
Saves	5	4
Corners	2	8
Fouls	29	9

Nov. 15, 2012 • First Round  
Xavier 1, Kentucky 0  
at Lexington, Ky.

Kentucky returned to the NCAA Tournament for the first time since 2003, earning a hosting spot vs. Xavier in Johan Cedergren's first season. Luke Spencer broke the scoreless game with a goal in the 86th minute, his 14th goal of the year. The Wildcats played in the game without leading scorer Tyler Riggs and All-Conference USA midfielder Dylan Asher. UK was led with six shots from senior Matt Lodge, playing in his final game. Lodge finished his career as the UK record holder for shots. Xavier (14-2-5) got a shutout from keeper Justin Marshall.

Team	1	2	OT	OT	F
Xavier	0	1	0	0	1
Kentucky	0	0	0	0	0

Goals	XU	85:20	Luke Spencer (Matt Walker, Will Walker)
Goals		UK	XU
Shots		9	10
Saves		3	1
Corners		1	7
Fouls		5	6





# KENTUCKY

## Men's Soccer

### Nov. 18, 2018 • Second Round No. 21 Portland 0, No. 3 Kentucky 4 at Lexington, Ky.

Though Portland was known for their defense throughout the season, the host No. 3 Kentucky offensively dominated in the second round of NCAA after receiving a bye through the first round of play. At first, neither squad could catch a breather. After the first goal was scored just prior to half at the 40 minute mark of the match, there was no stopping Kentucky. Three more goals were scored in the second half to advance the Wildcats. However, Portland totaled seven saves to Kentucky's four on the night.

Team	1	2	OT	OT	F
Kentucky	1	3	0	0	4
Portland	0	0	0	0	0

#### Goals

UK	40:41	Kalil Elmedkhar (Jason Reyes, Sam Stockton)
UK	46:19	Jj Williams
UK	59:07	Kalil Elmedkhar (Jj Williams)
UK	67:15	Jj Williams (Nicolai Fremstad, Sam Stockton)

	UK	PU
Goals	4	0
Shots	19	5
Saves	4	7
Corners	0	12
Fouls	5	8

### Nov. 24, 2018 • Third Round No. 3 Kentucky 2, Lipscomb 1 at Lexington, Ky.

Kentucky hosted an NCAA Tournament Sweet Sixteen game for the first time since the 2000 season. Defense took over the game until the 75th minute, when Kentucky scored, but Lipscomb was able to answer back within a quick 20 seconds. The game was tight throughout the entirety, but Lipscomb was unable to find an answer to Kentucky's goal in the final ten minutes before time expired. With this, Kentucky advanced to their first ever Elite Eight in program history.

Team	1	2	OT	OT	F
Kentucky	0	2	0	0	2
Lipscomb	0	1	0	0	1

#### Goals

UK	75:11	Jason Reyes (Marcel Meinzer, Nicolai Fremstad)
LU	75:33	Logan Paynter (Ryan Birchfield, Daniel Muhlauer)
UK	81:19	Bailey Rouse (Marcel Meinzer)

	UK	LU
Goals	2	1
Shots	20	10
Saves	1	7
Corners	5	6
Fouls	5	9

### Nov. 30, 2018 • Fourth Round No. 11 Maryland 1, Kentucky 1 at Lexington, Ky.

UK and Maryland both had excessive opportunities throughout the game, but only the Terps could seem to find a finishing touch in the Elite Eight. Despite a bold effort to take the lead to find an equalizer in the second half, Maryland advanced to the Final Four to face No. 2 Indiana, who Kentucky had defeated prior in the season 3-0. Kentucky finished the season with 19 wins (the most in program history).

Team	1	2	OT	OT	F
Kentucky	1	0	0	0	1
Maryland	1	0	0	1	2

#### Goals

UM	28:44	Sebastian Elney (Amar Sejdic)
----	-------	-------------------------------

	UK	UM
Goals	0	1
Shots	9	9
Saves	3	2
Corners	5	2
Fouls	20	15

### Nov. 21, 2019 • First Round Kentucky 2, Loyola Chicago 1 at Lexington, Ky.

Loyola Chicago took the advantage in the 35th minute, breaking the equal score before halftime. In that time, Kentucky did not attempt a shot. After the first half, the Wildcats were electric firing shots, shifting the shot advantage 8-2 in the second half. Kentucky equalized the score 1-1 off a 81st minute penalty kick, the last nine minutes of the game were without a goal and forced the first overtime. Kentucky looked to be a force in the first OT, shooting three shots on goal, all saved by keeper Marcel Kampman. The first OT went without a goal, forcing the second overtime where Kentucky became victorious over the Ramblers off a 100th minute header in golden goal.

Team	1	2	OT	OT	F
Loyola Chicago	1	0	0	0	1
Kentucky	0	1	0	1	2

#### Goals

LUC	35:40	Andrew Mitchell (Aiden Megally, Justin Sukow)
UK	81:20	Jason Reyes (PK)
UK	100:56	Eythor Bjorgolfsson (Robert Screen)

	LUC	UK
Goals	1	2
Shots	6	12
Saves	5	0
Corners	2	6
Fouls	13	16

### Nov. 24, 2019 • Second Round No. 5 Indiana 3, Kentucky 0 at Bloomington, Ind.

Fifth-seed Indian Hoosiers played host to Kentucky Sunday in Bloomington for the Second Round of the NCAA Tournament. It was all Indiana on the pitch, with two goals by Victor Bezerra in the first half (20' & 29'). Kentucky attempted two shots in that half that couldn't find a mark, Indiana went into halftime leading 2-0. After the half, the contest began to level out in competition with almost an equal amount of shots, saves, and fouls. Kentucky ran into Victor Bezerra at just the wrong time, when he scored his hat trick goal in the 62nd minute to ultimately conclude the match at a 3-0 Hoosier decision.

Team	1	2	OT	OT	F
Kentucky	0	0	0	0	0
Indiana	2	1	0	0	3

#### Goals

IU	20:44	Victor Bezerra (A.J Palazzolo, Aidan Morris)
IU	29:34	Victor Bezerra (Aidan Morris, Simon Waever)
IU	62:27	Victor Bezerra (Joe Schmidt)

	IU	UK
Goals	3	0
Shots	12	7
Saves	4	4
Corners	2	1
Fouls	16	17

### May 2, 2020 • Second Round No. 11 New Hampshire 0, No. 24 Kentucky 2 at Greensboro, N.C.

Towards the end of an unprecedented season due to the pandemic, soccer competition was pushed until the Spring and the NCAA Tournament was held in a centralized tournament.

# KENTUCKY

## Men's Soccer

Team	1	2	OT	OT	F
New Hampshire	0	0	0	0	0
Kentucky	1	1	0	0	2

### Goals

UK	34:38	Bailey Rouse (Trey Asensio)
UK	84:38	Jalen Bigby

	UNH	UK
Goals	0	2
Shots	8	7
Saves	1	3
Corners	2	8
Fouls	12	16

May 6, 2020 • Third Round

No. 4 Wake Forest 2, No. 24 Kentucky 1  
at Cary, N.C.

Kentucky advanced to the Third Round of the 2020 NCAA Tournament, where they met No. 4 Wake Forest in North Carolina. The Deamon Deacons jumped to a 1-0 lead in the 20th minute goal by Kyle Holcomb. UK outshot WF 9-4 in the first half, but unable to find the back of the net. A huge deflation for the Wildcats when Holcomb struck another goal in the 62nd minute, giving WF a 2-0 advantage. Junior forward Brock Lindlow finessed a goal for Kentucky in the 65th minute, but WF was too much to overcome, UK finished the match leading the shots mark 18-8.

Team	1	2	OT	OT	OT	F
Kentucky	0	1	0	0	0	1
Wake Forest	1	1	0	0	0	2

### Goals

WF	19:24	Kyle Holcomb (Hosei Kijima)
WF	61:28	Kyle Holcomb (Hosei Kijima)
UK	65:14	Brock Lindow

	WF	UK
Goals	2	1
Shots	4	18
Saves	4	2
Corners	7	4
Fouls	10	10

# KENTUCKY

Men's Soccer

## YEAR-BY-YEAR RESULTS

### 1991

Record: 10-10-0

Coach: Sam Wooten

Date	Opponent	Score
Sept. 7	Butler	L, 0-1
Sept. 11	at Louisville	W, 2-1
Sept. 14	at Memphis State (1)	L, 0-1
Sept. 15	vs. Bradley (1)	W, 2-1 (2ot)
Sept. 18	Marshall	L, 2-3
Sept. 28	at Western Kentucky (2)	L, 1-6
Sept. 29	vs. Arkansas-Little Rock (2)	W, 5-1
Oct. 2	Kentucky Wesleyan	W, 3-2 (2ot)
Oct. 5	at Miami (Ohio) (3)	L, 0-6
Oct. 6	vs. Eastern Michigan (3)	W, 7-0
Oct. 8	Alabama A&M	L, 0-2 (2ot)
Oct. 16	Transylvania	W, 2-0
Oct. 18	at Vanderbilt	W, 4-1
Oct. 20	at Ohio State	L, 3-4 (2ot)
Oct. 23	at Wright State	L, 1-3
Oct. 26	Morehead State (4)	W, 4-1
Oct. 27	Missouri-Rolla (4)	W, 3-1
Oct. 30	at Xavier	W, 2-1
Nov. 3	at Notre Dame	L, 0-2
Nov. 9	at South Carolina	L, 0-6

(1) Memphis State Tourn.; Memphis, Tenn.

(2) Western Kentucky Tourn.; Bowling Green, Ky.

(3) Miami (Ohio) Tourn.; Oxford, Ohio

(4) UK Invitational; Lexington, Ky.

### 1992

Record: 11-6-3

Coach: Sam Wooten

Date	Opponent	Score
Sept. 6	Wright State	T, 2-2 (2ot)
Sept. 9	at Evansville	L, 1-2
Sept. 13	at Indiana	L, 0-6
Sept. 16	Transylvania	W, 3-0
Sept. 19	Xavier	W, 2-0 (2ot)
Sept. 27	at Robert Morris	L, 1-2 (2ot)
Sept. 30	at Cincinnati	W, 3-2 (2ot)
Oct. 7	at Marshall	W, 3-1
Oct. 9	Winthrop	W, 1-0
Oct. 11	South Carolina	L, 0-2
Oct. 15	Western Kentucky	W, 3-1
Oct. 17	Notre Dame	L, 0-2
Oct. 19	Georgetown College	W, 2-0
Oct. 21	at Kentucky Wesleyan	W, 3-1
Oct. 23	Memphis State	W, 2-1
Oct. 30	Lindsey Wilson	T, 2-2 (ot)
Nov. 1	Vanderbilt	W, 3-2
Nov. 3	Ohio State	W, 4-1
Nov. 8	at Alabama A&M	L, 0-4
Nov. 14	Louisville	T, 0-0 (2ot)

### 1993

Record: 7-9-4

Coach: Sam Wooten

Date	Opponent	Score
Sept. 4	at Western Michigan (1)	L, 0-1
Sept. 5	at Bowling Green (1)	L, 2-5
Sept. 8	at Xavier	W, 4-3
Sept. 12	at Ohio State	L, 1-3
Sept. 15	Marshall	W, 2-1

Sept. 18	at Wright State	T, 0-0 (2ot)
Sept. 21	at Louisville	T, 2-2 (2ot)
Sept. 26	Robert Morris	W, 1-0
Sept. 29	Cincinnati	L, 2-3
Oct. 5	Miami (Ohio)	L, 0-2 (2ot)
Oct. 9	Eastern Michigan (2)	W, 2-1
Oct. 10	Alabama A&M (2)	L, 1-4
Oct. 13	at Evansville	L, 3-4
Oct. 17	Virginia Tech	T, 1-1 (2ot)
Oct. 20	Transylvania	T, 1-1 (2ot)
Oct. 23	UNC-Asheville	W, 4-2
Oct. 24	at Winthrop	W, 2-1
Oct. 29	Hofstra	L, 1-2
Oct. 31	Southern Indiana	W, 2-0
Nov. 5	at Vanderbilt	L, 2-6 (2ot)

(1) BGSU Kwik Goal Classic; Bowling Green, Ohio

(2) UK Invitational; Lexington, Ky.

### 1994

Record: 9-9-2

Coach: Ian Collins

Date	Opponent	Score
Sept. 5	UNC Asheville	W, 3-1
Sept. 11	Indiana	L, 1-6
Sept. 14	at Marshall	T, 1-1 (2ot)
Sept. 16	at Southern Indiana (1)	L, 1-3
Sept. 18	vs. Arkansas-Little Rock (1)	W, 1-0
Sept. 21	Georgetown College	W, 5-1
Sept. 24	at Eastern Michigan (2)	W, 5-0
Sept. 25	vs. Detroit Mercy (2)	T, 2-2 (2ot)
Sept. 28	at Cincinnati	L, 0-1
Oct. 5	Xavier	W, 2-1
Oct. 9	at Miami (Ohio)	L, 0-2
Oct. 12	Louisville	W, 1-0
Oct. 15	Hofstra (3)	L, 0-3
Oct. 16	Butler (3)	L, 0-1
Oct. 19	Ohio State	W, 2-0
Oct. 23	Winthrop	W, 1-0
Oct. 25	Evansville	L, 1-3
Oct. 28	at South Florida (4)	W, 2-1
Oct. 29	vs. Georgia Southern (4)	L, 1-2
Nov. 6	Vanderbilt	L, 0-3

(1) Southern Indiana Tourn.; Evansville, Ind.

(2) Eastern Michigan Tourn.; Ypsilanti, Mich.

(3) Kentucky Invitational; Lexington, Ky.

(4) South Florida Tourn.; Tampa, Fla.

### 1995

Record: 16-5-1, 3-1-1 MAC

Coach: Ian Collins

Date	Opponent	Score
Sept. 2	Valparaiso	W, 5-0
Sept. 4	UNC Asheville	W, 2-1
Sept. 10	at Indiana	W, 1-0 (2ot)
Sept. 13	Marshall	W, 3-0
Sept. 15	at Louisville	W, 2-1
Sept. 17	Akron	L, 0-2
Sept. 23	Arkansas-Little Rock (1)	W, 3-0
Sept. 24	The Citadel (1)	W, 4-0
Sept. 27	Cincinnati	W, 2-0
Sept. 30	at Central Florida (2)	W, 2-0
Oct. 1	at Stetson (2)	L, 1-2

Oct. 4	at Xavier	W, 2-0
Oct. 8	Western Kentucky	W, 4-0
Oct. 11	at Miami (Ohio)	W, 4-3
Oct. 13	at Western Michigan	W, 5-0
Oct. 18	at Ohio State	L, 1-3
Oct. 24	Georgetown College	W, 3-1
Oct. 27	at Eastern Michigan	W, 1-0
Oct. 29	at Vanderbilt	L, 0-1
Oct. 31	Bowling Green	T, 0-0 (2ot)
Nov. 3	at Eastern Michigan (3)	W, 4-1
Nov. 4	at Bowling Green (3)	L, 0-1 (2ot)

(1) UK Invitational; Lexington, Ky.

(2) Central Florida Tourn.; Orlando, Fla.

(3) MAC Tournament; Kalamazoo, Mich.

### 1996

Record: 9-10-3, 2-2-1 MAC

Coach: Ian Collins

Date	Opponent	Score
Sept. 4	Wright State	L, 0-1
Sept. 6	Texas-Pan American	W, 4-1
Sept. 8	Missouri-Kansas City	W, 2-0
Sept. 11	at Western Kentucky	W, 2-0
Sept. 15	at Bradley	L, 2-4
Sept. 20	Louisville	T, 1-1 (2ot)
Sept. 22	Belmont	W, 2-0
Sept. 29	at Winthrop	W, 2-1
Oct. 2	Ohio State	T, 1-1 (2ot)
Oct. 6	at Bowling Green	L, 0-3
Oct. 9	Xavier	L, 0-1
Oct. 12	at Akron	L, 2-4 (2ot)
Oct. 16	Miami (Ohio)	W, 3-2
Oct. 20	Western Michigan	W, 6-0
Oct. 24	Indiana	L, 3-5
Oct. 27	Eastern Michigan	T, 0-0 (2ot)
Nov. 1	at Cincinnati	L, 0-1
Nov. 3	Vanderbilt	L, 1-3
Nov. 6	at Marshall	L, 0-2
Nov. 15	vs. Western Michigan (1)	W, 1-0
Nov. 16	vs. Akron (1)	W, 2-0
Nov. 17	at Bowling Green (1)	L, 0-4

(1) MAC Tournament; Bowling Green, Ohio

### 1997

Record: 12-7-2, 5-2-0 MAC

Coach: Ian Collins

Date	Opponent	Score
Aug. 30	at Missouri-Kansas City	L, 1-2
Sept. 2	Western Kentucky	W, 2-1
Sept. 6	Bradley (1)	W, 3-0
Sept. 7	Cleveland State (1)	W, 1-0
Sept. 10	Cincinnati	T, 1-1 (2ot)
Sept. 14	at Louisville	W, 2-1
Sept. 19	UNLV (2)	W, 2-1 (ot)
Sept. 21	at Fresno State (2)	L, 2-3
Sept. 25	at Indiana	L, 0-9
Sept. 28	Belmont	W, 3-0
Oct. 3	at Western Michigan	W, 3-0
Oct. 5	at Northern Illinois	W, 4-1
Oct. 10	Bowling Green	W, 2-1
Oct. 12	Eastern Michigan	W, 3-2 (2ot)
Oct. 19	Wisconsin-Green Bay	T, 1-1 (2ot)

# KENTUCKY

## Men's Soccer

1997 continued

Oct. 24	Marshall	W, 2-1 (ot)
Oct. 26	Akron	L, 0-1
Oct. 29	at Vanderbilt	L, 1-3
Nov. 2	at Miami (Ohio)	L, 1-2
Nov. 7	at Western Michigan (3)	W, 2-1
Nov. 8	at Bowling Green (3)	L, 0-1

- (1) UK Invitational; Lexington, Ky.  
 (2) UNLV Rebel Classic; Las Vegas, Nev.  
 (3) MAC Tournament; Oxford, Ohio

### 1998

Record: 12-9-0, 7-1-0 MAC

Coach: Ian Collins

Date	Opponent	Score
Sept. 1	at Cincinnati	L, 0-4
Sept. 4	at Cal State-Fullerton (1)	L, 0-2
Sept. 6	vs. San Diego (1)	L, 0-1
Sept. 11	at UNC-Greensboro (2)	L, 0-1 (2ot)
Sept. 13	vs. Appalachian State (2)	L, 1-2
Sept. 18	The Citadel (3)	W, 2-0
Sept. 20	Winthrop (3)	W, 2-1
Sept. 26	South Alabama	W, 2-1 (ot)
Sept. 27	Vanderbilt	W, 4-1
Oct. 2	at Marshall	W, 2-1 (ot)
Oct. 4	Western Michigan	W, 5-4 (2ot)
Oct. 9	at Buffalo	W, 4-2
Oct. 11	at Akron	L, 0-4
Oct. 18	at Belmont	L, 1-2
Oct. 21	Indiana	L, 0-5
Oct. 23	at Eastern Michigan	W, 2-0
Oct. 25	Bowling Green	W, 1-0
Oct. 29	Miami (Ohio)	W, 3-2
Nov. 1	Northern Illinois	W, 2-0
Nov. 6	Eastern Michigan (4)	W, 1-0
Nov. 8	Bowling Green (4)	L, 0-2 (2ot)

- (1) Cal State-Fullerton Classic; Fullerton, Calif.  
 (2) UNC-Greensboro Classic; Greensboro, N.C.  
 (3) UK Invitational; Lexington, Ky.  
 (4) MAC Tournament; Lexington, Ky.

### 1999

Record: 13-7-1, 5-1-1 MAC

Coach: Ian Collins

MAC Tournament Champions

NCAA Tournament

Date	Opponent	Score
Sept. 3	at UC-Santa Barbara (1)	W, 5-1
Sept. 5	vs. UNLV (1)	W, 1-0
Sept. 12	UNC Asheville	W, 3-0
Sept. 17	Navy (2)	W, 2-1
Sept. 19	Cal State-Fullerton (2)	L, 0-1
Sept. 22	at Western Kentucky	L, 0-1
Sept. 26	Cincinnati	L, 1-2 (2ot)
Oct. 1	Marshall	W, 6-0
Oct. 3	at Bowling Green	W, 1-0
Oct. 8	Eastern Michigan	W, 2-0
Oct. 10	at Vanderbilt	W, 3-1
Oct. 15	Buffalo	W, 2-0
Oct. 17	Akron	T, 1-1 (2ot)
Oct. 20	at Indiana	L, 2-4
Oct. 24	Louisville	L, 0-2
Oct. 29	at Northern Illinois	L, 2-4

Oct. 31	at Western Michigan	W, 2-1
Nov. 5	vs. Eastern Michigan (3)	W, 1-0
Nov. 7	vs. Western Michigan (3)	W, 3-0
Nov. 12	Northern Illinois (4)	W, 2-1
Nov. 21	at Indiana (5)	L, 0-1 (2ot)

- (1) UNLV Rebel Classic; Las Vegas, Nev.  
 (2) UK Invitational; Lexington, Ky.  
 (3) MAC Tournament; Buffalo, N.Y.  
 (4) MAC Championship; Lexington, Ky.  
 (5) NCAA Tournament; Bloomington, Ind.

### 2000

Record: 11-9-2, 4-2-0 MAC

Coach: Ian Collins

MAC Champions

MAC Tournament Champions

NCAA Second Round

Date	Opponent	Score
Sept. 1	at Louisville	W, 2-1
Sept. 4	at UNC Asheville	W, 3-0
Sept. 8	Vanderbilt	L, 0-1 (ot)
Sept. 10	UC-Santa Barbara	L, 1-2
Sept. 15	vs. UNC-Greensboro (1)	L, 1-2
Sept. 16	at North Carolina (1)	L, 1-2
Sept. 22	IUPUI	W, 3-2
Sept. 24	Western Kentucky	W, 1-0
Sept. 29	Western Michigan	W, 1-0
Oct. 1	Northern Illinois	W, 4-0
Oct. 6	at Akron	L, 0-2
Oct. 13	at Buffalo	W, 1-0
Oct. 18	Indiana	L, 0-2
Oct. 20	Bowling Green	W, 2-1 (ot)
Oct. 22	at Marshall	L, 0-4
Oct. 27	at Ohio State (2)	L, 0-3
Oct. 29	vs. Penn State (2)	T, 1-1 (2ot)
Nov. 3	vs. Northern Illinois (3)	W, 1-0
Nov. 5	vs. Marshall (3)	W, 1-0
Nov. 12	at Bowling Green (4)	W, 1-0
Nov. 18	at Saint Louis (5)	*T, 0-0 (4ot)
Nov. 25	at SMU (6)	L, 1-3

\*Kentucky advanced 4-2 on penalty kicks

- (1) Nike Carolina Classic; Chapel Hill, N.C.  
 (2) Ohio State Nike Classic; Columbus, Ohio  
 (3) MAC Tournament; Buffalo, N.Y.  
 (4) MAC Championship; Bowling Green, Ohio  
 (5) NCAA First Round; St. Louis, Mo.  
 (6) NCAA Second Round; Dallas, Texas

### 2001

Record: 14-6-1, 6-0-0 MAC

Coach: Ian Collins

MAC Champions

MAC Tournament Champions

NCAA Second Round

Date	Opponent	Score
Aug. 31	vs. Butler (1)	W, 2-1
Sept. 1	at Indiana (1)	L, 0-1 (2ot)
Sept. 7	Ohio State	T, 2-2 (2ot)
Sept. 9	UNC Asheville	W, 4-0
Sept. 17	Xavier	L, 1-3
Sept. 21	at Western Michigan	W, 3-1
Sept. 23	at Northern Illinois	W, 4-0
Sept. 26	Louisville	L, 0-1 (ot)
Sept. 30	at Cincinnati	L, 0-1

Oct. 5	at Bowling Green	W, 3-1
Oct. 7	at IUPUI	W, 1-0
Oct. 14	Buffalo	W, 3-1
Oct. 17	Georgetown College	W, 7-0
Oct. 21	Marshall	W, 3-0
Oct. 26	vs. Furman (2)	W, 1-0
Oct. 28	at Florida International (2)	L, 0-1
Nov. 3	Akron	W, 2-1
Nov. 11	vs. Bowling Green (3)	W, 1-0
Nov. 17	Akron (4)	W, 1-0 (2ot)
Nov. 23	vs. Mercer (5)	W, 1-0
Nov. 25	at Clemson (5)	L, 0-1 (3ot)

- (1) adidas/IU Credit Union Classic; Bloomington, Ind.  
 (2) FIU Invitational; Miami, Fla.  
 (3) MAC Tournament; at Akron, Ohio  
 (4) MAC Tournament; Championship; Lexington, Ky.  
 (5) NCAA Tournament; Clemson; S.C.

### 2002

Record: 10-9-0, 2-3-0

Coach: Ian Collins

Date	Opponent	Score
Aug. 30	at Virginia (1)	L, 3-2
Sept. 1	vs. Maryland (1)	W, 2-1
Sept. 6	vs. Creighton (2)	L, 4-1
Sept. 8	vs. Butler (2)	W, 1-0
Sept. 11	Cincinnati	W, 1-0
Sept. 20	Cleveland State (3)	W, 3-1
Sept. 22	Coastal Carolina (3)	L, 2-1 (ot)
Sept. 29	IUPUI	W, 4-0
Oct. 2	at Louisville	W, 1-0
Oct. 6	at Winthrop	W, 2-0
Oct. 11	Alabama A&M	L, 3-2 (ot)
Oct. 16	Indiana	L, 2-1
Oct. 18	Marshall	L, 2-1 (2ot)
Oct. 20	at Buffalo	L, 2-1
Oct. 25	at Western Michigan	W, 2-1
Oct. 27	Northern Illinois	W, 2-1
Nov. 01	at Akron	L, 3-1
Nov. 08	vs. Buffalo (4)	W, 4-1
Nov. 15	at Bowling Green (5)	L, 2-1

- (1) Virginia Soccer Classic  
 (2) Furman Invitational  
 (3) UK/Traditional Bank Invitational; Lexington, Ky.  
 (4) MAC Tournament; Huntington, W.Va.  
 (5) MAC Semifinal; Bowling Green, Ohio

### 2003

Record: 12-7-2, 6-0-0 MAC

Coach: Ian Collins

MAC Champions

NCAA Second Round

Date	Opponent	Score
Sept. 7	at UNC Asheville	W, 3-0
Sept. 11	at Cincinnati	W, 1-0
Sept. 14	at Western Kentucky	W, 1-0
Sept. 16	Louisville	W, 2-1 (2ot)
Sept. 19	Central Florida (1)	T, 1-1 (2ot)
Sept. 21	Butler (1)	L, 1-0
Sept. 26	at Washington (2)	L, 2-1
Sept. 28	vs. Portland (2)	L, 2-1 (ot)
Oct. 3	Appalachian State	W, 2-1
Oct. 5	at Bowling Green	W, 3-0
Oct. 10	at UNC-Greensboro (3)	W, 3-1

# KENTUCKY

## Men's Soccer

2003 continued

Oct. 12	vs. North Carolina (3)	L, 2-1
Oct. 17	Western Michigan	W, 3-0
Oct. 19	Akron	W, 1-0
Oct. 24	Buffalo	W, 2-0
Oct. 26	at Marshall	W, 1-0 (ot)
Oct. 31	at Northern Illinois	W, 1-0
Nov. 2	at Indiana	L, 1-0
Nov. 9	at Bowling Green (4)	L, 1-0
Nov. 22	Cincinnati (5)	*T, 0-0 (2ot)
Nov. 26	at Indiana (6)	L, 2-1 (2ot)

\*Kentucky advanced 4-2 on penalty kicks

- (1) UK Invitational; Lexington, Ky.  
 (2) Husky Invitational; Seattle, Wash.  
 (3) adidas/Spartan Classic; Greensboro, N.C.  
 (4) MAC Tournament; Bowling Green, Ohio  
 (5) NCAA First Round; Lexington, Ky.

### 2004

Record: 11-5-3, 4-1-1 MAC

Coach: Ian Collins

MAC Champions

Date	Opponent	Score
Sept. 3	at SMU (1)	L, 1-3
Sept. 5	vs. Tulsa (1)	L, 1-2
Sept. 7	at Louisville	W, 2-0
Sept. 10	UNC Asheville	W, 3-1
Sept. 12	at Western Michigan	W, 3-0
Sept. 17	Georgia Southern (2)	T, 1-1 (2ot)
Sept. 19	Winthrop (2)	W, 2-1
Sept. 24	Marshall	W, 2-1
Sept. 26	Ohio State	W, 2-1
Oct. 1	Michigan	L, 0-1 (ot)
Oct. 3	at Buffalo	W, 3-0
Oct. 6	Indiana	T, 0-0 (2ot)
Oct. 10	Northern Illinois	L, 0-1
Oct. 15	Bowling Green	W, 5-1
Oct. 17	Alabama A&M	W, 1-0 (2ot)
Oct. 22	at Akron	T, 1-1 (2ot)
Oct. 27	Cincinnati	W, 2-0
Oct. 30	at UAB	W, 2-1
Nov. 7	at Western Michigan (3)	L, 0-1

- (1) Mi Cocina Classic; Dallas, Texas  
 (2) UK Invitational; Lexington, Ky.  
 (3) MAC Tourn.; Kalamazoo, Mich.

### 2005

Record: 6-7-6, 3-4-2 C-USA

Coach: Ian Collins

Date	Opponent	Score
Sept. 2	Louisville (1)	W, 1-0
Sept. 3	Alabama A&M (1)	W, 1-0
Sept. 9	vs. Gonzaga (2)	L, 1-3
Sept. 10	at Oregon State (2)	T, 2-2 (2ot)
Sept. 14	Georgetown College	W, 4-0
Sept. 18	at Michigan	L, 0-1 (ot)
Sept. 23	Western Michigan	T, 0-0 (2ot)
Sept. 25	at Ohio State	T, 1-1 (2ot)
Sept. 30	at Fla. International	T, 1-1 (2ot)
Oct. 2	at UCF	L, 1-2
Oct. 7	Tulsa	W, 2-1
Oct. 9	SMU	L, 1-2
Oct. 14	at South Carolina	L, 0-1
Oct. 16	at East Carolina	W, 3-2

Oct. 21	Memphis	L, 1-2 (ot)
Oct. 23	UAB	W, 4-1
Oct. 28	Marshall	T, 0-0 (2ot)
Oct. 30	at Akron	L, 0-1
Nov. 9	vs. South Carolina (3)	T, 0-0 (2ot)

- (1) UK Invitational; Lexington, Ky.  
 (2) Stephen Hensor/Joe Zahar Classic; Corvallis, Ore.  
 (3) Conference USA Tournament; Dallas, Texas

### 2006

Record: 14-5-2, 5-2-1 C-USA

Coach: Ian Collins

Date	Opponent	Score
Aug. 25	Florida Atlantic (1)	W, 3-0
Aug. 26	UW-Green Bay (1)	W, 2-1
Aug. 30	at Louisville	T, 1-1 (2ot)
Sept. 2	Belmont	W, 3-0
Sept. 6	Georgetown College	W, 8-0
Sept. 9	at UNC Asheville	W, 5-0
Sept. 13	Michigan	L, 2-1 (ot)
Sept. 17	Mount St. Mary's	W, 3-0
Sept. 20	Alabama A&M	W, 2-0
Sept. 27	at Indiana	L, 1-0 (ot)
Oct. 1	South Carolina	W, 1-0 (2ot)
Oct. 7	at SMU	L, 4-0
Oct. 11	Central Florida	W, 2-1
Oct. 14	at UAB	L, 1-0 (ot)
Oct. 18	at Marshall	T, 1-1 (2ot)
Oct. 21	Florida International	W, 2-1 (2ot)
Oct. 25	at Tulsa	W, 1-0
Oct. 28	Memphis	W, 3-1
Nov. 1	vs. Memphis (2)	W, 3-1
Nov. 3	at Tulsa (2)	W, 3-0
Nov. 5	vs. SMU (2)	L, 2-0

- (1) UK Invitational; Lexington, Ky.  
 (2) Conference USA Tournament; Tulsa Okla.

### 2007

Record: 7-10-2, 5-3-0 C-USA

Coach: Ian Collins

Date	Opponent	Score
Aug. 31	Cornell (1)	L, 0-2
Sept. 2	UNC Asheville (1)	W, 3-0
Sept. 6	Louisville	L, 2-4
Sept. 9	Cleveland State	T, 1-1 (2ot)
Sept. 14	at Michigan (2)	L, 0-4
Sept. 16	vs. Michigan State (2)	T, 1-1 (2ot)
Sept. 21	Eastern Illinois	L, 0-1 (2ot)
Sept. 23	at Akron	L, 0-1
Sept. 28	at Western Kentucky	W, 2-1
Oct. 6	UAB	W, 1-0
Oct. 10	Tulsa	L, 0-3
Oct. 13	at Memphis	L, 1-3
Oct. 17	at Central Florida	W, 3-2 (ot)
Oct. 24	Marshall	W, 3-1
Oct. 27	at Florida International	W, 2-1
Oct. 31	Indiana	L, 0-4
Nov. 3	SMU	W, 2-1
Nov. 9	at South Carolina	L, 1-2 (ot)
Nov. 14	vs. Marshall (3)	L, 1-3

- (1) UK Invitational; Lexington, Ky.  
 (2) U-M Invitational; Ann Arbor, Mich.

(3) Conference USA Tournament; Birmingham, Ala.

### 2008

Record: 12-4-5, 6-1-1 C-USA

Coach: Ian Collins

Date	Opponent	Score
Aug. 29	Central Arkansas (1)	W, 6-0
Aug. 31	Detroit (1)	W, 5-0
Sept. 5	at UC Santa Barbara	L, 1-0
Sept. 7	at Cal Poly	L, 3-1
Sept. 13	at Cincinnati	W, 4-1
Sept. 17	Michigan	W, 2-1
Sept. 21	Alabama A&M	T, 0-0 (2ot)
Sept. 27	at UNC Asheville	T, 0-0 (2ot)
Oct. 1	at Marshall	W, 4-0
Oct. 4	Xavier	L, 1-0
Oct. 8	at Tulsa	L, 2-1
Oct. 12	South Carolina	W, 2-0
Oct. 18	at UAB	W, 2-1 (ot)
Oct. 22	Central Florida	W, 2-1
Oct. 25	Florida International	W, 3-2 (2ot)
Oct. 28	at Indiana	T, 1-1 (2ot)
Nov. 2	at SMU	W, 2-1
Nov. 7	Memphis	T, 0-0
Nov. 12	vs. Marshall (2)	W, 4-2
Nov. 14	vs. Central Florida (2)	W, 1-0
Nov. 16	vs. Tulsa (2)	T, 0-0 (2ot)

- (1) UK Invitational; Lexington, Ky.  
 (2) Conference USA Tournament; Dallas, Texas

### 2009

Record: 13-6-0, 5-3-0 C-USA

Coach: Ian Collins

Date	Opponent	Score
Sept. 4	IUPUI (1)	W, 2-1
Sept. 6	Bowling Green (1)	W, 4-1
Sept. 11	vs. Illinois-Chicago (2)	W, 2-0
Sept. 13	vs. SIU-Edwardsville (2)	W, 2-1
Sept. 16	Alabama A&M	W, 1-0
Sept. 20	Marshall	L, 0-1 (2ot)
Sept. 23	at Xavier	W, 1-0
Sept. 27	UNC Asheville	W, 3-1
Sept. 29	at Indiana	L, 0-3
Oct. 4	UAB	L, 0-1
Oct. 7	Tulsa	L, 0-1
Oct. 10	at Memphis	W, 2-1
Oct. 14	at Louisville	L, 0-1
Oct. 17	at South Carolina	W, 1-0
Oct. 28	at UCF	W, 2-1 (ot)
Nov. 1	at FIU	W, 2-0
Nov. 4	SMU	W, 1-0
Nov. 8	High Point	W, 2-0
Nov. 13	vs. Tulsa (3)	L, 1-2

- (1) UK Invitational; Lexington, Ky.  
 (2) U-of-L Invitational; Louisville, Ky.  
 (2) Conference USA Tournament; Tulsa, Okla.

### 2010

Record: 7-8-4, 4-2-4 C-USA

Coach: Ian Collins

Date	Opponent	Score
Sept. 3	Eastern Illinois (1)	W, 1-0
Sept. 5	IUPUI (1)	W, 1-0
Sept. 10	Loyola Marymount (2)	L, 0-1 (ot)

# KENTUCKY

## Men's Soccer

2010 continued

Sept. 12	Houston Baptist (2)	T, 0-0 (2ot)
Sept. 17	vs. UCONN (3)	L, 0-3
Sept. 19	vs. Iona (3)	L, 1-2 (ot)
Sept. 22	at Michigan	L, 2-3 (ot)
Sept. 26	at Evansville	W, 2-1 (2ot)
Sept. 29	Louisville	L, 0-2
Oct. 6	at Marshall	W, 2-1 (ot)
Oct. 9	at UAB	L, 1-2
Oct. 13	UCF	T, 1-1 (2ot)
Oct. 17	Memphis	T, 1-1 (2ot)
Oct. 20	Indiana	T, 1-1 (2ot)
Oct. 24	FIU	W, 1-0
Oct. 27	at Tulsa	W, 2-1
Oct. 30	at SMU	L, 0-2
Nov. 7	South Carolina	W, 2-1
Nov. 10	vs. Tulsa (4)	L, 0-5

(1) UK Invitational; Lexington, Ky.

(2) Wildcat Invitational; Lexington, Ky.

(3) Gamecock Classic; Columbia, S.C.

(4) Conference USA Tournament; Memphis, Tenn.

### 2011

Record: 9-9-2, 2-5-1 C-USA

Coach: Ian Collins

Date	Opponent	Score
Aug. 26	Dayton	W, 2-0
Aug. 28	Michigan	W, 2-1
Sept. 2	(1) Wright State	W, 2-1
Sept. 4	(1) IUPUI	T, 2-2
Sept. 6	IPFW	W, 4-2
Sept. 9	at Stanford	L, 1-3
Sept. 11	at California	L, 2-3
Sept. 16	(2) vs. High Point	W, 2-1 (ot)
Sept. 18	(2) vs. Brown	W, 5-1
Sept. 23	Evansville	W, 3-2
Sept. 28	at UCF	L, 1-2 (ot)
Oct. 2	at FIU	L, 0-1 (ot)
Oct. 5	Marshall	L, 0-2
Oct. 8	UAB	L, 2-3
Oct. 12	Tulsa	W, 3-1
Oct. 19	at Indiana	L, 0-2
Oct. 23	at Memphis	L, 0-2
Oct. 30	SMU	W, 2-0
Nov. 4	at South Carolina	T, 2-2 (2ot)

(1) UK Invitational; Lexington, Ky.

(2) Gamecock Classic; Columbia, S.C.

### 2012

Record: 10-9-2, 4-3-1 C-USA

Coach: Johan Cedergren

Date	Opponent	Score
Aug. 26	at Dayton	L, 4-3
Aug. 31	(1) vs. Northwestern	L, 2-1 (ot)
Sept. 2	(1) vs. St. John's	L, 2-1
Sept. 7	(2) St. Joseph's	W, 2-0
Sept. 9	(2) Charlotte	L, 1-0
Sept. 14	at Louisville	W, 1-0
Sept. 19	East Tenn. State	W, 3-1
Sept. 22	at Evansville	W, 2-0
Sept. 25	at IPFW	W, 5-1
Sept. 30	Memphis	T, 2-2 (2ot)
Oct. 3	Indiana	L, 4-1

Oct. 6	at SMU	L, 2-0
Oct. 13	at UAB	W, 2-1
Oct. 17	at Marshall	W, 1-0
Oct. 21	FIU	W, 5-1
Oct. 27	at Tulsa	W, 2-0
Nov. 4	South Carolina	L, 1-0
Nov. 7	(3) vs. Memphis	W, 1-0
Nov. 9	(3) vs. SMU	T, 2-2 (3ot)
Nov. 15	Xavier (4)	L, 1-0

(1) Gamecock Classic; Columbia, S.C.

(2) UK Invitational; Lexington, Ky.

(3) C-USA Tournament; Hoover, Ala.

(4) NCAA Tournament, Lexington, Ky.

### 2013

Record: 7-10-3, 3-4-2 C-USA

Coach: Johan Cedergren

Date	Opponent	Score
Sept. 1	Georgia State	W, 1-0
Sept. 5	at ETSU	L, 0-1
Sept. 8	IPFW	W, 4-0
Sept. 14	at Xavier	L, 1-2
Sept. 20	(1) vs. Dartmouth	L, 1-3
Sept. 22	(1) vs. South Florida	L, 0-2
Sept. 29	UAB	L, 1-2
Oct. 4	at Old Dominion	W, 2-1
Oct. 8	Evansville	L, 1-2
Oct. 13	South Carolina	T, 0-0 (2ot)
Oct. 16	Valparaiso	W, 2-1
Oct. 19	at Charlotte	L, 0-1
Oct. 23	Tulsa	T, 0-0 (2ot)
Oct. 26	Florida International	L, 1-4
Oct. 30	at Marshall	W, 2-0
Nov. 3	Florida Atlantic	W, 6-1
Nov. 5	Wright State	T, 2-2 (2ot)
Nov. 9	at New Mexico	L, 0-2
Nov. 13	(2) vs. Old Dominion	W, 1-0 (ot)
Nov. 15	(2) at Charlotte	L, 0-1

(1) Gamecock Classic; Columbia, S.C.

(2) C-USA Tournament; Charlotte, N.C.

### 2014

Record: 11-6-4, 6-1-2 C-USA

Coach: Johan Cedergren

Date	Opponent	Score
Aug. 29	at Wright State	L, 0-1
Aug. 31	Belmont	W, 2-0
Sept. 5	#17 Indiana	L, 0-1
Sept. 8	at #1 Notre Dame	W, 1-0
Sept. 13	ETSU	W, 2-0
Sept. 16	Xavier	W, 1-0 (ot)
Sept. 19	#19 Furman	L, 1-2
Sept. 23	#8 Louisville,	L, 1-2
Sept. 27	at FAU	T, 0-0 (2ot)
Oct. 3	ODU	T, 1-1 (2ot)
Oct. 8	at #21 UAB	W, 1-0
Oct. 12	Marshall	W, 2-0
Oct. 15	at Evansville	W, 5-1
Oct. 18	#9 New Mexico	W, 1-0
Oct. 25	at South Carolina	W, 4-3 (2ot)
Nov. 2	at FIU	W, 1-0
Nov. 7	#5 Charlotte	L, 1-2
Nov. 12	South Carolina (1)	L, 1-2
Nov. 20	Oakland (2)	L, 0-2

(1) C-USA Tournament; Norfolk, Va.

(2) NCAA Tournament; Lexington, Ky.

### 2015

Record: 12-5-2, 7-0-1 C-USA

Coach: Johan Cedergren

Date	Opponent	Score
Aug. 28	Valpo	W, 2-1
Sept. 4	Wright State	W, 2-1
Sept. 8	at #23 Louisville	L, 0-2
Sept. 12	Memphis	T, 0-0 (2ot)
Sept. 16	at ETSU	L, 1-3
Sept. 19	at Marshall	W, 1-0
Sept. 22	Eastern Illinois	W, 6-0
Sept. 27	FAU	W, 3-0
Oct. 4	at #21 New Mexico	W, 1-0 (2ot)
Oct. 7	Evansville	W, 4-1
Oct. 14	Ohio State	L, 0-1
Oct. 18	#17 South Carolina	W, 1-0
Oct. 24	at #14 Old Dominion	T, 0-0 (2ot)
Oct. 28	UAB	W, 1-0
Oct. 31	at Charlotte	W, 2-1 (2ot)
Nov. 3	Detroit	W, 4-0
Nov. 7	FIU	W, 1-0
Nov. 13	FIU (1)	L, 0-1
Nov. 19	Drake (2)	L, 1-2

(1) C-USA Tournament; Charlotte, N.C.

(2) NCAA Tournament; Lexington, Ky.

### 2016

Record: 11-5-3, 5-3 C-USA

Coach: Johan Cedergren

Date	Opponent	Score
Aug. 26	at Marquette	W, 4-0
Aug. 30	Duquesne	W, 1-0
Sept. 2	Dartmouth	T, 1-1 (2ot)
Sept. 6	Louisville	W, 1-0
Sept. 10	at Furman	L, 0-1
Sept. 17	at FIU	L, 1-2
Sept. 21	ETSU	W, 1-0 (2ot)
Sept. 25	#21 New Mexico	W, 1-0
Sept. 28	Lipscomb	T, 1-1 (2ot)
Oct. 1	#14 Charlotte	W, 1-0 (2ot)
Oct. 5	at Evansville	W, 3-1
Oct. 8	at UAB	L, 1-2
Oct. 15	ODU	W, 2-0
Oct. 18	Bowling Green	W, 1-0 (ot)
Oct. 26	at FAU	W, 2-1
Oct. 30	Marshall	W, 3-0
Nov. 4	at South Carolina	L, 1-2
Nov. 9	New Mexico (1)	T, 2-2 (ot) --
UK Eliminated on Penalties --		
Nov. 20	Creighton (2)	L, 2-3

(1) Conference USA Tournament; Huntington, W. Va

(2) NCAA Tournament Second Round; Lexington, Ky.

# KENTUCKY

## Men's Soccer

### 2017

**Record:** 8-6-4, 4-2-2 C-USA

**Coach:** Johan Cedergren

Date	Opponent	Score
Aug. 25	Marquette	W, 1-0 (OT)
Aug. 29	at ETSU	W, 2-1 (2OT)
Sept. 2	at Memphis	W, 1-0
Sept. 5	at Louisville	T, 2-2 (2OT)
Sept. 8	UAB*	W, 1-0
Sept. 12	Cincinnati	L, 0-1
Sept. 16	at New Mexico*	W, 1-0
Sept. 20	Xavier	T, 1-1 (2OT)
Sept. 24	FAU*	W, 4-0
Sept. 30	at ODU*	L, 0-2
Oct. 08	South Carolina*	W, 1-0
Oct. 11	at Indiana	L, 0-2
Oct. 14	at Marshall*	L, 0-1
Oct. 21	Lipscomb	L, 2-3
Oct. 25	Ohio State	W, 1-0
Oct. 29	FIU*	T, 2-2 (2OT)
Nov. 04	at Charlotte*	T, 1-1 (2OT)
Nov. 8	v Marshall (1)	L, 1-0

(1) Conference USA Tournament; Norfolk, Va.

### 2018

**Record:** 19-2-1, 12-1-0 C-USA

**Coach:** Johan Cedergren

Date	Opponent	Score
Aug. 24	DePaul	W, 1-0
Aug. 31	Columbia	W, 1-0
Sept. 4	#6 Louisville	W, 3-0
Sept. 8	at UAB	W, 2-0
Sept. 11	at Xavier	T, 0-0 (2OT)
Sept. 18	at Lipscomb	W, 3-2 (OT)
Sept. 21	Charlotte	W, 1-0
Sept. 26	ETSU	W, 3-0
Sept. 29	at South Carolina	W, 2-1
Oct. 3	#2 Indiana	W, 3-0
Oct. 7	at FIU	L, 2-3
Oct. 13	Marshall	W, 1-0 (2OT)
Oct. 16	at Ohio State	W, 1-0
Oct. 21	New Mexico	W, 6-1
Oct. 28	at FAU	W, 2-1
Nov. 2	#24 ODU	W, 3-0
Nov. 9	vs. Marshall (A)	W, 2-1
Nov. 11	at #14 Charlotte (B)	W, 1-0
Nov. 18	#21 Portland (2)	W, 4-0
Nov. 24	Lipscomb (3)	W, 2-1
Nov. 30	#11 Maryland (4)	L, 0-1

A = C-USA Tournament SF - Charlotte, N.C.

B = C-USA Tournament Final - Charlotte, N.C.

2 = NCAA Tournament 2nd Rd. - The Bell (Lexington)

3 = NCAA Tournament Sweet 16- The Bell (Lexington)

4 = NCAA Tournament Elite 8 - The Bell (Lexington)

### 2019

**Record:** 13-5-8, 4-2-1 C-USA

**Coach:** Johan Cedergren

Date	Opponent	Score
Aug. 30	Albany	W, 3-2
Sept. 3	at Louisville	L, 0-3
Sept. 6	Tulsa	W, 2-0
Sept. 11	#11 Xavier	T, 2-2 (2OT)
Sept. 15	at Xavier	T, 0-0 (2OT)
Sept. 15	at Charlotte	W, 3-2 (OT)
Sept. 21	FAU	W, 3-0
Sept. 24	Bowling Green	W, 2-0
Sept. 28	Coastal Carolina	W, 1-0
Oct. 5	at ETSU	W, 1-0
Oct. 7	at #4 Indiana	T, 0-0 (2OT)
Oct. 13	#15 FIU	L, 1-2
Oct. 16	Ohio State	W, 2-1
Oct. 27	South Carolina	W, 4-0
Oct. 30	Wright State	W, 7-1
Nov. 3	at #20 Marshall	L, 0-1
Nov. 8	UAB	W, 2-0
Nov. 13	FAU(A)	W, 2-0
Nov. 15	Marshall (B)	L, 0-1
Nov. 21	Loyola Chicago (1)	W, 2-1
Nov. 24	#5 Indiana (2)	L, 0-3

A = C-USA Tournament - Charlotte, N.C.

B = C-USA Tournament SF - Charlotte, N.C.

1 = NCAA Tournament 1st Rd. - The Bell (Lexington)

2 = NCAA Tournament 2nd Rd.- The Bell (Lexington)

### 2020

**Record:** 12-5-2, 3-3-1 C-USA

**Coach:** Johan Cedergren

Date	Opponent	Score
Sept. 17	at Notre Dame	L, 0-1
Sept. 21	Duke	W, 4-2
Sept. 28	Louisville	W, 3-1
Oct. 5	Central Arkansas	W, 2-1 (OT)
Oct. 14	Mercer	W, 3-1
Oct. 17	UAB	W, 2-0
Feb. 9	Xavier	W, 2-1 (OT)
Feb. 19	at Duke	W, 1-0 (OT)
Feb. 25	Akron	T, 1-1 (2OT)
Mar. 2	Bowling Green	W, 1-0
Mar. 6	Charlotte	L, 1-2 (OT)
Mar. 13	at FAU	W, 3-1
Mar. 18	#8 Marshall	L, 0-1
Mar. 27	at UAB	L, 0-1 (OT)
Apr. 3	at FIU	T, 1-1 (2OT)
Apr. 10	ODU	W, 2-1 (OT)
Apr. 17	at South Carolina	W, 2-1
May 2	#11 UNH (1)	W, 2-0
May 6	#4 Wake Forest (2)	L, 1-2

1 = NCAA Tournament 2nd Rd. - Bryan Park Soccer Complex (Greensboro, N.C.)

2 = NCAA Tournament Sweet 16 - WakeMed Soccer Park (Cary, N.C.)

### 2021

**Record:** 0-0-0, 0-0-0 C-USA

**Coach:** Johan Cedergren

Date	Opponent	Score
Aug. 26	at #25 Coastal Carolina	
Aug. 30	Wright State	
Sept. 3	Notre Dame	
Sept. 7	at Louisville	
Sept. 12	Duquesne	
Sept. 19	Western Michigan	
Sept. 25	at #1 Marshall	
Sept. 29	at Dayton	
Oct. 3	UAB	
Oct. 6	Lipscomb	
Oct. 10	FIU	
Oct. 15	at ODU	
Oct. 19	West Virginia	
Oct. 23	South Carolina	
Oct. 26	Bellarmine	
Oct. 30	at #18 Charlotte	
Nov. 5	FAU	
Nov. 10	TBD (A)	

# KENTUCKY

Men's Soccer

## SERIES RECORDS

Opponent	W	L	T	GF	GA	First	Last	Opponent	W	L	T	GF	GA	First	Last
Akron	4	8	3	12	22	1995	2021	Marquette	2	0	0	5	0	2016	2017
Alabama A&M	4	4	1	8	13	1991	2009	Marshall	21	12	3	58	35	1991	2021
Albany	1	0	0	3	2	2019	2019	Maryland	1	1	0	2	2	2002	2018
Appalachian State	1	1	0	3	3	1998	2003	Memphis	6	4	4	16	14	1991	2017
Arkansas-Little Rock	3	0	0	9	1	1991	1995	Mercer	2	0	0	4	1	2001	2020
Belmont	4	1	0	11	2	1996	2014	Miami (Ohio)	3	4	0	11	19	1991	1998
Bowling Green	13	8	1	30	24	1993	2021	Michigan	2	5	0	7	12	2004	2011
Bradley	2	1	0	7	5	1991	1997	Michigan State	0	0	1	1	1	2007	2007
Brown	1	0	0	5	1	2011	2011	Missouri-Kansas City	1	1	0	3	2	1996	1997
Buffalo	7	1	0	20	6	1998	2003	Missouri-Rolla	1	0	0	3	1	1991	1991
Butler	2	3	0	3	4	1991	2003	Morehead State	1	0	0	4	1	1991	1991
California	0	1	0	2	3	2011	2011	Mount St. Mary's	1	0	0	3	0	2006	2006
Cal Poly	0	1	0	1	3	2008	2008	Navy	1	0	0	2	1	1999	1999
Cal State Fullerton	0	2	0	0	3	1998	1999	New Hampshire	1	0	0	2	0	2021	2021
Central Arkansas	2	0	0	8	1	2008	2020	New Mexico	5	1	1	12	5	2013	2018
Charlotte	4	5	2	9	10	2012	2021	North Carolina	0	2	0	2	4	2000	2003
Cincinnati	6	7	2	17	17	1992	2017	Northwestern	0	1	0	1	2	2012	2012
Citadel, The	2	0	0	6	0	1995	1998	Northern Illinois	8	2	0	22	8	1997	2004
Clemson	0	1	0	0	1	2001	2001	Notre Dame	1	3	0	1	5	1991	2020
Cleveland State	2	0	1	5	2	1997	2007	Oakland	0	1	0	0	2	2014	2014
Coastal Carolina	1	1	0	3	3	2002	2020	Old Dominion	6	1	2	13	6	2013	2021
Columbia	1	0	0	1	0	2018	2018	Ohio State	6	5	4	24	22	1991	2019
Connecticut	0	1	0	0	3	2010	2010	Oregon State	0	0	1	2	2	2005	2005
Cornell	0	1	0	0	2	2007	2007	Penn State	0	0	1	1	1	2000	2000
Creighton	0	3	0	3	9	2002	2016	Portland	1	1	0	5	2	2003	2018
Dartmouth	0	1	1	2	4	2013	2016	Robert Morris	1	1	0	2	2	1992	1993
Dayton	1	1	0	5	4	2011	2012	Saint Louis	0	0	1	0	0	2000	2000
DePaul	1	0	0	1	0	2018	2018	San Diego	0	1	0	0	1	1998	1998
Detroit	0	0	1	2	2	1994	1994	South Alabama	1	0	0	2	1	1998	1998
Detroit Mercy	2	0	0	9	0	2008	2015	South Carolina	10	7	3	25	24	1991	2021
Drake	0	1	0	1	2	2015	2015	South Florida	1	1	0	2	3	1994	2013
Duke	2	0	0	5	2	2020	2021	Southern Indiana	1	1	0	3	3	1993	1994
Duquesne	1	0	0	1	0	2016	2016	St. Joe's	1	0	0	2	0	2012	2012
East Carolina	1	0	0	3	2	2005	2005	St. John's	0	1	0	1	2	2012	2012
East Tenn. State	6	2	0	11	1	2012	2019	SMU	4	7	1	12	18	2000	2012
Eastern Illinois	2	1	0	7	1	2009	2015	Stanford	0	1	0	1	2	2011	2011
Eastern Michigan	10	0	1	28	4	1991	1999	Stetson	0	1	0	1	2	1995	1995
Evansville	7	4	0	29	17	1992	2018	Texas-Pan American	1	0	0	4	1	1996	1996
Florida Atlantic	9	0	1	28	4	2006	2021	Transylvania	2	0	1	6	1	1991	1993
Florida International	8	7	3	19	23	2001	2021	Tulsa	7	6	2	19	19	2004	2019
Fresno State	0	1	0	2	3	1997	1997	UAB	11	7	0	27	16	2004	2021
Furman	1	1	1	1	1	2001	2016	UC-Santa Barbara	1	2	0	7	6	1999	2008
Georgetown (Ky.)	6	0	0	29	2	1992	2006	UCF	6	3	2	16	12	1995	2012
Georgia Southern	0	1	1	2	3	1994	2004	UNC Asheville	10	0	1	36	6	1993	2009
Georgia State	1	0	0	1	0	2013	2013	UNC-Greensboro	1	2	0	4	4	1998	2003
Gonzaga	0	1	0	1	3	2005	2005	UNLV	2	0	0	3	1	1997	1999
High Point	1	0	0	2	1	2011	2011	Valparaiso	3	0	0	9	2	1995	2015
Hofstra	0	2	0	1	5	1993	1994	Vanderbilt	4	6	0	18	22	1991	2000
Houston Baptist	0	0	1	0	0	2010	2010	Virginia	0	1	0	2	3	2002	2002
Indiana	2	20	4	15	66	1992	2019	Virginia Tech	0	0	1	1	1	1993	1993
Iona	1	0	0	1	0	2010	2010	Wake Forest	0	1	0	1	2	2021	2021
IPFW	3	0	0	13	3	2011	2013	Washington	0	1	0	1	2	2003	2003
IUPUI	5	0	1	13	6	2000	2011	Western Kentucky	7	2	0	16	10	1991	2007
Kentucky Wesleyan	2	0	0	6	3	1991	1992	Western Michigan	13	2	1	39	10	1993	2005
Lindsey Wilson	0	0	1	2	2	1992	1992	Winthrop	6	0	0	12	4	1992	2004
Lipscomb	2	1	1	8	7	2016	2018	Wisconsin-Green Bay	1	0	1	3	2	1997	2006
Louisville	13	8	5	32	29	1991	2020	Wright State	3	3	3	16	12	1991	2020
Loyola Chicago	1	0	0	2	1	2019	2019	Xavier	8	5	3	25	20	1991	2020
Loyola Marymount	0	1	0	0	1	2010	2010	TOTALS	322	210	69	966	704		



# KENTUCKY

Men's Soccer

## SERIES RESULTS

<p><b>AKRON (4-8-3)</b></p> <p>2/25/21 H T, 1-1 (2OT)</p> <p>9/23/07 A L, 0-1</p> <p>10/30/05 A L, 0-1</p> <p>10/22/04 A T, 1-1 (2ot)</p> <p>10/19/03 H W, 1-0</p> <p>11/1/02 A L, 1-3</p> <p>11/17/01 H W, 1-0</p> <p>11/3/01 H W, 2-1</p> <p>10/6/00 A L, 0-2</p> <p>10/17/99 H T, 1-1 (2ot)</p> <p>10/11/98 A L, 0-4</p> <p>10/26/97 H L, 0-1</p> <p>11/16/96 N W, 2-0</p> <p>10/12/96 A L, 2-4</p> <p>9/17/95 H L, 0-2</p>	<p>10/13/00 A W, 1-0</p> <p>10/15/99 H W, 2-0</p> <p>10/9/98 A W, 4-2</p> <p><b>BROWN (1-0)</b></p> <p>9/18/11 N W, 5-1</p> <p><b>BUTLER (2-3)</b></p> <p>9/21/03 H L, 0-1</p> <p>9/8/02 N W, 1-0</p> <p>8/31/01 N W, 2-1</p> <p>10/16/94 H L, 0-1</p> <p>9/7/91 H L, 0-1 (2ot)</p> <p><b>CALIFORNIA (0-1)</b></p> <p>9/11/11 A L, 2-3</p> <p><b>CAL STATE-FULLERTON (0-2)</b></p> <p>9/19/99 H L, 0-1</p> <p>9/4/98 A L, 0-2</p> <p><b>CAL POLY (0-1)</b></p> <p>9/7/08 A L, 1-3</p> <p><b>CENTRAL ARKANSAS (2-0)</b></p> <p>10/2/20 H W, 2-1 (OT)</p> <p>8/29/08 H W, 6-0</p> <p><b>CHARLOTTE (4-5-2)</b></p> <p>3/6/21 H L, 1-2 (OT)</p> <p>9/15/19 A T, 1-1 (2OT)</p> <p>11/11/18 A W, 1-0</p> <p>9/21/18 H W, 1-0</p> <p>11/4/17 A T, 1-1</p> <p>10/1/16 H W, 1-0 (2ot)</p> <p>11/1/15 A W, 2-1 (2ot)</p> <p>11/7/14 H L, 1-2</p> <p>11/15/13 A L, 0-1</p> <p>10/19/13 A L, 0-1</p> <p>9/9/12 H L, 0-1</p> <p><b>CINCINNATI (6-7-2)</b></p> <p>9/12/18 H L, 0-1</p> <p>9/13/08 A W, 4-1</p> <p>10/27/04 H W, 2-0</p> <p>11/22/03 H *T, 0-0 (2ot)</p> <p>9/11/03 A W, 1-0</p> <p>9/11/02 H W, 1-0</p> <p>9/30/01 A L, 0-1</p> <p>9/26/99 H L, 1-2 (2ot)</p> <p>9/1/98 A L, 0-4</p> <p>9/10/97 H T, 1-1 (2ot)</p> <p>11/1/96 A L, 0-1</p> <p>9/27/95 H W, 2-0</p> <p>9/28/94 A L, 0-1</p> <p>9/29/93 H L, 2-3</p> <p>9/30/92 A W, 3-2 (2ot)</p> <p>*UK advanced in NCAA Tournament on penalties, 4-2</p> <p><b>THE CITADEL (2-0)</b></p> <p>9/18/98 H W, 2-0</p> <p>9/24/95 H W, 4-0</p> <p><b>CLEMSON (0-1)</b></p> <p>11/25/01 A L, 0-1 (3ot)</p> <p><b>CLEVELAND STATE (2-0-1)</b></p> <p>9/9/07 H T, 1-1(2ot)</p> <p>9/20/02 H W, 3-1</p> <p>9/7/97 H W, 1-0</p>	<p>9/17/10 N L, 0-3</p> <p><b>CORNEL (0-1)</b></p> <p>8/31/07 H L, 0-2</p> <p><b>CREIGHTON (0-3)</b></p> <p>11/20/16 H L, 2-3</p> <p>9/21/11 H L, 0-2</p> <p>9/6/02 N L, 1-4</p> <p><b>DARTMOUTH (0-1-1)</b></p> <p>9/2/16 H T, 1-1 (2ot)</p> <p>9/20/13 N L, 1-3</p> <p><b>DAYTON (1-1)</b></p> <p>8/26/11 H W, 2-0</p> <p>8/26/12 A L, 3-4</p> <p><b>DePAUL (1-0)</b></p> <p>8/24/18 H W, 1-0</p> <p><b>DETROIT (0-0-1)</b></p> <p>9/25/94 N T, 2-2 (2ot)</p> <p><b>DETROIT MERCY (2-0)</b></p> <p>11/3/15 H W, 4-0</p> <p>8/31/08 H W, 5-0</p> <p><b>DRAKE (0-1)</b></p> <p>11/19/15 H L, 1-2</p> <p><b>DUKE (2-0)</b></p> <p>2/19/21 A W, 1-0 (OT)</p> <p>9/21/20 H W, 4-2</p> <p><b>DUQUESNE (1-0)</b></p> <p>8/30/16 H W, 1-0</p> <p><b>EAST CAROLINA (1-0)</b></p> <p>10/16/05 A W, 3-2</p> <p><b>EAST TENNESSEE STATE (6-2)</b></p> <p>10/5/19 A W, 1-0</p> <p>9/26/18 H W, 3-0</p> <p>8/29/17 A W, 2-1 (2ot)</p> <p>9/21/16 H W, 1-0 (2ot)</p> <p>9/16/15 A L, 1-3</p> <p>9/13/14 H W, 2-0</p> <p>9/5/13 A L, 0-1</p> <p>9/19/12 H W, 3-1</p> <p><b>EASTERN ILLINOIS (2-1)</b></p> <p>9/22/15 H W, 6-0</p> <p>9/3/10 H W, 1-0</p> <p>9/21/07 H L, 0-1 (2ot)</p> <p><b>EASTERN MICHIGAN (10-0-1)</b></p> <p>11/5/99 N W, 1-0</p> <p>10/8/99 H W, 2-0</p> <p>11/6/98 H W, 1-0</p> <p>10/23/98 A W, 2-0</p> <p>10/12/97 H W, 3-2 (2ot)</p> <p>10/27/96 H T, 0-0 (2ot)</p> <p>11/3/95 N W, 4-1</p> <p>10/27/95 A W, 1-0</p> <p>9/24/94 A W, 5-0</p> <p>10/9/93 H W, 2-1</p> <p>10/6/91 N W, 7-0</p> <p><b>EVANSVILLE (7-4)</b></p> <p>10/24/18 H W, 4-0</p> <p>10/5/16 A W, 3-1</p> <p>10/7/15 H W, 4-1</p> <p>10/15/14 A W, 5-1</p> <p>10/8/13 H L, 1-2</p> <p>9/22/12 A W, 2-0</p> <p>9/23/11 H W, 3-2</p> <p>9/26/10 A W, 2-1</p>	<p>10/25/94 H L, 1-3</p> <p>10/13/03 A L, 3-4</p> <p>9/9/92 A L, 1-2</p> <p><b>FLORIDA ATLANTIC (9-0-1)</b></p> <p>3/13/21 A W, 3-1</p> <p>11/13/19 N W, 2-0</p> <p>9/15/19 H W, 3-0</p> <p>10/28/18 A W, 2-1</p> <p>9/24/17 H W, 4-0</p> <p>10/26/16 A W, 2-1</p> <p>9/27/15 H W, 3-0</p> <p>9/27/14 A T, 0-0 (2ot)</p> <p>11/3/13 H W, 6-1</p> <p>8/25/06 H W, 3-0</p> <p><b>FLORIDA INTER. (8-7-3)</b></p> <p>4/3/21 A T, 1-1 (2OT)</p> <p>10/13/19 H L, 1-2</p> <p>10/7/18 A L, 2-3</p> <p>9/25/17 H T, 2-2</p> <p>9/17/16 A L, 1-2</p> <p>11/13/15 N L, 0-1</p> <p>11/7/15 H W, 1-0</p> <p>11/2/14 A W, 1-0</p> <p>10/26/13 H L, 1-4</p> <p>10/21/12 H W, 5-1</p> <p>10/2/11 A L, 0-1 (ot)</p> <p>10/24/10 H W, 1-0</p> <p>11/1/09 A W, 2-0</p> <p>10/25/08 H W, 3-2 (2ot)</p> <p>10/27/07 A W, 2-1</p> <p>10/21/06 H W, 2-1 (2ot)</p> <p>9/30/05 A T, 1-1 (2ot)</p> <p>10/28/01 A L, 0-1</p> <p><b>FRESNO STATE (0-1-1)</b></p> <p>9/21/97 N L, 2-3</p> <p><b>FURMAN (1-1-1)</b></p> <p>9/10/16 A L, 0-1</p> <p>9/19/14 H T, 0-0 (2ot)</p> <p>10/26/01 N W, 1-0</p> <p><b>GONZAGA (0-1)</b></p> <p>9/9/05 N L, 1-3</p> <p><b>GEORGETOWN (KY.) (6-0)</b></p> <p>9/6/06 H W, 8-0</p> <p>9/14/05 H W, 4-0</p> <p>10/17/01 H W, 7-0</p> <p>10/24/95 H W, 3-1</p> <p>9/21/94 H W, 5-1</p> <p>10/19/92 H W, 2-0</p> <p><b>GEORGIA SOUTHERN (0-1-1)</b></p> <p>9/17/04 H T, 1-1</p> <p>10/29/94 N L, 1-2</p> <p><b>GEORGIA STATE (1-0)</b></p> <p>9/1/13 H W, 1-0</p> <p><b>HIGH POINT (1-0)</b></p> <p>10/16/11 N W, 2-1</p> <p><b>HOFSTRA (0-2)</b></p> <p>10/15/94 H L, 0-3</p> <p>10/29/93 H L, 1-2</p> <p><b>HOUSTON BAPTIST (0-0-1)</b></p> <p>10/12/10 H T, 0-0</p> <p><b>IONA (1-0)</b></p> <p>10/19/10 N W, 1-0</p> <p><b>INDIANA (2-20-4)</b></p> <p>11/24/19 A L, 0-3</p> <p>10/9/19 A T, 0-0 (2OT)</p>
--	---	---	---

# KENTUCKY

## Men's Soccer

10/3/18	H	W, 3-0	8/25/17	H	W, 1-0	9/9/07	N	T, 1-1 (2ot)	10/2/96	H	T, 1-1 (2ot)
10/11/17	A	L, 0-2	8/26/16	A	W, 4-0	MISSOURI-KANSAS CITY (1-1)			10/18/95	A	L, 1-3
9/5/14	H	L, 0-1	MARSHALL (21-12-3)			8/30/97	A	L, 1-2	10/19/94	H	W, 2-0
10/3/12	H	L, 1-4	3/18/21	H	L, 0-1	9/8/96	H	W, 2-0	9/12/93	A	L, 1-3
10/19/11	A	L, 0-2	11/15/19	N	L, 0-1	MISSOURI-ROLLA (1-0)			11/3/92	H	W, 4-1
10/20/10	H	T, 1-1 (2ot)	11/3/19	A	L, 0-1	10/27/91	H	W, 3-1	10/20/91	A	L, 3-4 (2ot)
9/29/09	A	L, 0-3	11/9/18	A	W, 2-1	MOREHEAD STATE (1-0)			OREGON STATE (0-0-1)		
10/28/08	A	T, 1-1 (2ot)	10/13/18	H	W, 1-0 (2ot)	10/26/91	H	W, 4-1	9/10/05	A	T, 2-2 (2ot)
10/31/07	H	L, 0-4	11/8/17	A	L, 0-1	MOUNT ST. MARY'S (1-0)			PENN STATE (0-0-1)		
9/27/06	A	L, 0-1 (ot)	10/14/17	A	L, 0-1	9/17/06	H	W, 3-0	10/29/00	N	T, 1-1 (2ot)
10/6/04	H	T, 0-0 (2ot)	9/19/15	A	W, 1-0	NAVY (1-0)			PORTLAND (1-1)		
11/22/03	A	L, 1-2 (2ot)	10/12/14	H	W, 2-0	9/17/99	H	W, 2-1	11/18/18	H	W, 4-0
11/2/03	A	L, 0-1	10/30/13	A	W, 2-0	NEW HAMPSHIRE (1-0)			9/28/03	N	L, 1-2 (ot)
10/16/02	H	L, 1-2	10/17/12	A	W, 1-0	5/2/21	N	W, 2-0	ROBERT MORRIS (1-1)		
9/1/01	A	L, 0-1 (2ot)	10/5/11	H	L, 0-2	NEW MEXICO (5-1-1)			9/26/93	H	W, 1-0
10/18/00	H	L, 0-2	10/6/10	A	W, 2-1 (ot)	10/21/18	H	W, 6-1	9/27/92	A	L, 1-2 (2ot)
11/21/99	A	L, 0-1 (2ot)	9/20/09	H	L, 0-1 (2ot)	9/16/17	A	W, 1-0	SAINT LOUIS (0-0-1)		
10/20/99	A	L, 2-4	11/12/08	N	W, 4-2	11/9/16	N	T, 2-2 (2ot)	11/18/00	A	*T, 0-0 (4ot)
10/21/98	H	L, 0-5	10/1/08	A	W, 4-0	9/25/16	H	W, 1-0	*UK advanced in NCAA Tournament on penalties, 4-2		
9/25/97	A	L, 0-9	11/14/07	N	L, 1-3	10/4/15	A	W, 1-0 (2ot)	SAN DIEGO (0-1)		
10/24/96	H	L, 3-5	10/24/07	H	W, 3-1	10/18/14	H	W, 1-0	9/6/98	N	L, 0-1
9/10/95	A	W, 1-0	10/18/06	A	T, 1-1 (2ot)	11/9/13	A	L, 0-2	SOUTH ALABAMA (1-0)		
9/11/94	H	L, 1-6	10/28/05	H	T, 0-0 (2ot)	NORTH CAROLINA (0-2)			9/26/98	H	W, 2-1
9/13/92	A	L, 0-6	9/24/04	H	W, 2-1	10/12/03	N	L, 1-2	SOUTH CAROLINA (10-7-3)		
IPFW (3-0)			10/26/03	A	W, 1-0 (ot)	9/16/00	A	L, 1-2	4/17/21	A	W, 2-1
9/8/13	H	W, 4-0	10/18/02	H	L, 1-2 (2ot)	NORTHWESTERN (0-1)			10/27/19	H	W, 4-0
9/19/12	A	W, 5-1	10/21/01	H	W, 3-0	8/31/12	N	L, 1-2 (ot)	9/29/18	A	W, 2-1
9/6/11	H	W, 4-2	11/5/00	N	W, 1-0	NORTHERN ILLINOIS (8-2)			10/8/17	H	W, 1-0
IUPUI (5-0-1)			10/22/00	A	L, 0-4	10/10/04	H	L, 1-0	11/4/16	A	L, 1-2
9/4/11	H	T, 2-2	10/1/99	H	W, 6-0	10/31/03	A	W, 1-0	10/18/15	H	W, 1-0
9/5/10	H	W, 1-0	10/2/98	A	W, 2-1 (ot)	10/27/02	H	W, 2-1	11/12/14	H	L, 1-2
9/4/09	H	W, 2-1	10/24/97	H	W, 2-1	9/23/01	A	W, 4-0	10/25/14	A	W, 4-3 (2ot)
9/29/02	H	W, 4-0	11/6/96	A	L, 0-2	11/3/00	N	W, 1-0	10/13/13	H	T, 0-0 (2ot)
10/7/01	A	W, 1-0	9/13/95	H	W, 3-0	10/1/00	H	W, 4-0	11/4/12	H	L, 0-1
9/22/00	H	W, 3-2	9/15/94	A	T, 1-1 (2ot)	11/12/99	H	W, 2-1	11/4/11	A	T, 2-2 (2ot)
KENTUCKY WESLEYAN (2-0)			9/15/93	H	W, 2-1	10/29/99	A	L, 2-4	11/7/10	H	W, 2-1
10/21/92	A	W, 3-1	10/7/92	A	W, 3-1	11/1/98	H	W, 2-0	10/17/09	A	W, 1-0
10/2/91	H	W, 3-2 (2ot)	9/18/91	H	L, 2-4	10/5/97	A	W, 4-1	10/12/08	H	W, 2-0
LINDSEY WILSON (0-0-1)			MARYLAND (1-1)			NOTRE DAME (1-3)			10/9/07	A	L, 1-2 (ot)
10/30/92	H	T, 2-2 (ot)	11/30/18	H	L, 0-1	10/17/20	A	L, 0-1	10/1/06	H	W, 1-0 (2ot)
LIPSCOMB (2-1-1)			9/1/02	N	W, 2-1	9/8/14	A	W, 1-0	11/9/05	N	*T, 0-0
11/24/18	H	W, 2-1	MEMPHIS (6-4-4)			10/17/92	H	L, 0-2	10/14/05	A	L, 0-1
10/18/18	A	W, 3-2 (ot)	9/2/17	A	W, 1-0	11/3/91	A	L, 0-2	10/11/92	H	L, 0-2
10/21/17	H	L, 2-3	9/12/15	H	T, 0-0 (2ot)	OAKLAND (0-1)			11/9/91	A	L, 0-6
9/28/16	H	T, 1-1 (2ot)	11/7/12	N	W, 1-0	11/20/14	H	L, 0-2	*USC advanced in C-USA Tournament on penalties, 3-0		
LOUISVILLE (13-8-5)			9/30/12	H	T, 2-2 (2ot)	OLD DOMINION (6-1-2)			SOUTH FLORIDA (1-1)		
9/28/20	H	W, 3-1	10/23/11	A	L, 0-2	4/10/21	H	W, 2-1 (2OT)	9/22/13	N	L, 0-2
9/3/19	A	L, 0-3	10/17/10	H	T, 1-1 (2ot)	10/19/19	A	W, 2-1 (2ot)	10/28/94	A	W, 2-1
9/4/18	H	W, 3-0	10/10/09	A	W, 2-1	11/2/18	H	W, 3-0	SOUTHERN INDIANA (1-1)		
9/5/17	A	T, 2-2	11/7/08	H	T, 0-0 (2ot)	9/30/17	A	L, 0-2	9/16/94	A	L, 1-3
9/6/16	H	W, 1-0	10/13/07	A	L, 1-3	10/15/16	H	W, 2-0	10/31/93	H	W, 2-0
9/8/15	A	L, 2-0	11/1/03	N	W, 3-1	10/24/15	A	T, 0-0 (2ot)	SMU (4-7-1)		
9/23/14	H	L, 2-1	10/28/06	H	W, 3-1	10/3/14	H	T, 1-1 (2ot)	11/9/12	N	*T, 2-2 (3ot)
9/14/12	A	W, 1-0	10/21/05	H	L, 1-2 (ot)	11/13/13	N	W, 1-0 (ot)	10/6/12	A	L, 0-2
9/29/10	H	L, 0-2	10/23/92	H	W, 2-1	10/4/13	A	W, 2-1 (ot)	10/30/11	H	W, 2-0
10/14/09	A	L, 0-1	9/14/91	A	L, 0-1	OHIO STATE (6-5-4)			10/30/10	A	L, 0-2
9/6/07	H	L, 2-4	MERCER (2-0)			10/16/19	H	W, 2-1	11/4/09	A	W, 1-0
8/30/06	A	T, 1-1 (2ot)	10/14/20	H	W, 3-1	10/16/18	A	W, 3-0	11/2/08	A	W, 2-1
9/2/05	H	W, 1-0	11/23/01	N	W, 1-0	10/25/17	H	W, 1-0	11/3/07	H	W, 2-1
9/7/04	A	W, 2-0	MIAMI, OHIO (3-4)			10/14/15	H	L, 0-1	11/5/06	N	L, 0-2
9/16/03	H	W, 2-1 (2ot)	10/29/98	H	W, 3-2	10/28/14	A	T, 1-1 (2ot)	10/7/06	A	L, 0-4
10/2/02	A	W, 1-0	11/2/97	A	L, 1-2	9/25/05	A	T, 1-1 (2ot)	10/9/05	H	L, 1-2
9/26/01	H	L, 0-1 (ot)	10/16/96	H	W, 3-2	9/26/04	H	W, 2-1	9/3/04	A	L, 1-3
9/1/00	A	W, 2-1	10/11/95	A	W, 4-3	9/7/01	H	T, 2-2 (2ot)	11/25/00	A	L, 1-3
10/24/99	H	L, 0-2	10/9/94	A	L, 0-2	10/27/00	A	L, 0-3	*UK lost to SMU in the C-USA Tournament semifinals on penalties, 4-1		
9/14/97	A	W, 2-1	10/5/93	H	L, 0-2 (2ot)	LOYOLA CHICAGO (1-0-0)			STANFORD (0-1)		
9/20/96	H	T, 1-1 (2ot)	10/5/91	A	L, 0-6	11/21/19	H	W, 2-1 (2ot)	9/9/11	A	L, 1-2
9/15/95	A	W, 2-1	MICHIGAN (2-5)			MARQUETTE (2-0)					
10/12/94	H	W, 1-0	8/28/11	H	W, 2-1						
9/21/93	A	T, 2-2 (2ot)	9/22/10	A	L, 2-3 (ot)						
11/14/92	H	*T, 0-0	9/17/08	H	W, 2-1						
9/11/91	H	W, 2-1	9/14/07	A	L, 0-4						
* play suspended due to weather			9/13/06	H	L, 1-2 (ot)						
LOYOLA CHICAGO (1-0-0)			9/18/05	A	L, 0-1 (ot)						
11/21/19	H	W, 2-1 (2ot)	10/1/04	H	L, 0-1 (ot)						
MARQUETTE (2-0)			MICHIGAN STATE (0-0-1)								

# KENTUCKY

## Men's Soccer

STETSON (0-1)			9/4/95	H	W, 2-1	WRIGHT STATE (3-3-3)		
10/1/95	N	L, 1-2	9/5/94	A	W, 3-1	10/30/19	H	W, 7-1
ST. JOE'S (1-0)			10/23/93	A	W, 4-2	9/4/15	H	W, 2-1
9/2/12	H	W, 2-0	UNC-GREENSBORO (1-2)			8/29/14	A	L, 0-2
ST. JOHN'S (0-1)			10/10/03	A	W, 3-1	11/5/13	H	T, 2-2 (2ot)
9/2/12	N	L, 1-2	9/15/00	N	L, 1-2	9/2/11	H	W, 2-1
TEXAS-PAN AM (1-0)			9/11/98	A	L, 0-1 (2ot)	9/4/96	H	L, 0-1
9/6/96	H	W, 4-1	UNLV (2-0)			9/18/93	A	T, 0-0 (2ot)
TRANSYLVANIA (2-0-1)			9/5/99	A	W, 1-0	9/6/92	H	T, 2-2 (2ot)
10/20/93	H	T, 1-1 (2ot)	9/19/97	A	W, 2-1	10/23/91	A	L, 1-3
9/16/92	H	W, 3-0	VALPARAISO (3-0)			XAVIER (8-5-3)		
10/16/91	H	W, 2-0	8/28/15	H	W, 2-1	2/9/20	H	W, 2-1 (OT)
TULSA (7-6-2)			10/16/13	H	W, 2-1	9/11/19	H	T, 2-2 (2OT)
9/6/19	H	W, 2-0	9/2/95	H	W, 5-0	9/1/18	A	T, 0-0
10/23/13	H	T, 0-0 (2ot)	VANDERBILT (4-6)			9/20/17	H	T, 1-1
10/27/12	A	W, 2-0	9/8/00	H	L, 0-1 (ot)	9/16/14	H	W, 1-0 (ot)
10/12/11	H	W, 3-1	10/10/99	A	W, 3-1	9/14/13	A	L, 1-2
11/10/10	N	L, 0-5	9/27/98	H	W, 4-1	11/5/12	H	L, 0-1
10/27/10	A	W, 2-1	10/29/97	A	L, 1-3	9/23/09	A	W, 1-0
11/13/09	N	L, 1-2	11/3/96	H	L, 1-3	10/4/08	H	L, 0-1
10/7/09	H	L, 0-1	10/29/95	A	L, 0-1	9/17/01	H	L, 1-3
11/16/08	N	*T, 1-1 (2ot)	11/6/94	H	L, 0-3	10/9/96	H	L, 0-1
10/8/08	A	L, 1-2	11/5/93	A	L, 2-6 (2ot)	10/4/95	A	W, 2-0
10/10/07	H	L, 0-3	11/1/92	H	W, 3-2	10/5/94	H	W, 2-1
11/3/06	A	W, 3-0	10/18/91	A	W, 4-1	9/8/93	A	W, 4-3
10/25/06	A	W, 1-0	VIRGINIA (0-1)			9/19/92	H	W, 2-0
10/7/05	H	W, 2-1	9/20/02	A	L, 2-3	10/30/91	A	W, 2-1
9/5/04	N	L, 1-2	VIRGINIA TECH (0-0-1)					
*UK lost to Tulsa in the C-USA Championship game on penalties, 4-2			10/17/93	H	T, 1-1 (2ot)			
UAB (11-7)			WAKE FOREST (0-1)					
3/27/21	A	L, 0-1 (OT)	5/6/21	N	L, 1-2			
10/17/20	H	W, 2-0	WASHINGTON (0-1)					
11/8/19	H	W, 2-0	9/26/03	A	L, 1-2			
9/8/18	A	W, 2-0	WESTERN KENTUCKY (7-2)					
9/8/17	H	W, 1-0	9/28/07	A	W, 2-1			
10/8/16	A	L, 1-2	9/14/03	A	W, 1-0			
10/28/15	H	W, 1-0	9/24/00	H	W, 1-0			
10/8/14	A	W, 1-0	9/22/99	A	L, 0-1			
9/29/13	H	L, 1-2	9/2/97	H	W, 2-1			
10/13/12	A	W, 2-1	9/11/96	A	W, 2-0			
10/8/11	H	L, 2-3	10/7/95	H	W, 4-0			
10/9/10	A	L, 1-2	10/15/92	H	W, 3-1			
10/4/09	H	L, 0-1	9/28/91	A	L, 1-6			
10/18/08	A	W, 2-1 (ot)	WESTERN MICH. (13-2-1)					
10/6/07	H	W, 1-0	9/23/05	H	T, 0-0 (2ot)			
10/14/06	A	L, 0-1 (ot)	11/7/04	A	L, 1-0			
10/23/05	H	W, 4-1	9/12/04	A	W, 3-0			
10/30/04	A	W, 2-1	10/17/03	H	W, 3-0			
UC-SANTA BARBARA (1-2)			10/25/02	A	W, 2-1			
9/5/08	A	L, 0-1	9/21/01	A	W, 3-1			
9/10/00	H	L, 1-2	9/29/00	H	W, 1-0			
9/3/99	N	W, 5-1	11/7/99	N	W, 3-0			
UCF (6-3-2)			10/31/99	A	W, 2-1			
10/31/12	H	L, 0-1	10/4/98	H	W, 5-4 (2ot)			
9/28/11	A	L, 1-2 (ot)	11/6/97	N	W, 2-1			
10/13/10	H	T, 1-1 (2ot)	10/3/97	A	W, 3-0			
10/28/09	A	W, 2-1 (ot)	11/15/96	N	W, 1-0			
10/22/08	H	W, 2-1	10/20/96	H	W, 6-0			
11/14/08	N	W, 1-0	10/13/95	A	W, 5-0			
10/17/07	A	W, 3-2 (ot)	9/4/93	N	L, 0-1			
10/11/06	H	W, 2-1	WINTHROP (6-0)					
10/2/05	A	L, 1-2	10/6/02	A	W, 2-0			
9/19/03	H	T, 1-1	9/20/98	H	W, 2-1			
9/30/95	A	W, 2-0	9/29/96	A	W, 2-1			
UNC ASHEVILLE (10-0-1)			10/23/94	H	W, 1-0			
9/27/09	H	W, 3-1	10/24/93	A	W, 2-1			
9/27/08	A	T, 0-0 (2ot)	10/9/92	H	W, 1-0			
9/2/07	H	W, 3-0	WI.- GREEN BAY (1-0-1)					
9/9/06	A	W, 5-0	8/26/06	H	W, 2-1			
9/7/03	A	W, 3-0	10/19/97	H	T, 1-1 (2ot)			
9/9/01	H	W, 4-0						
9/4/00	A	W, 3-0						
9/12/99	H	W, 3-0						



# KENTUCKY

Men's Soccer

## HONORS

MAC HERMANN TROPHY	
FINALST	
2018	JJ Williams

NSCAA ALL-AMERICA	
2001	Ilkka Jantti
2004	Jamal Shteivi
2009	Barry Rice

COLLEGESOCCERNEWS.COM ALL-AMERICA	
2008	Barry Rice (2nd team)
2009	Barry Rice (3rd team)

TOP DRAWER SOCCER ALL-AMERICA - THIRD TEAM	
2008	Barry Rice

FRESHMAN ALL-AMERICA	
2009	Matt Lodge
2010	Dylan Asher

NSCAA MIDEAST REGION COACH OF THE YEAR	
1999	Ian Collins

PRESEASON ALL-AMERICA	
2001	Ilkka Jantti
2004	Jamal Shteivi
2008	Barry Rice
2009	Barry Rice

NSCAA ALL-MIDEAST	
1993	Greg Kotzbauer
1994	Brian Dausman Tim Fisk
1995	Brian Dausman Todd Weissmueller
1996	Sean Endicott Sean Mondelli
1997	Brien Baltzell Sean Mondelli
1998	Lee Baker Giovanni Fernandes Ilkka Jantti
1999	Lee Baker Giovanni Fernandes Ilkka Jantti

NSCAA ALL-GREAT LAKES	
2000	Ilkka Jantti
2001	Ilkka Jantti John Monebrake
2002	Nathan Fleetwood Jamal Shteivi
2003	Jamal Shteivi
2004	Jamal Shteivi
2005	Brandon Stewart Andy Gruenebaum

NSCAA ALL-MIDWEST	
2006	Michael D'Agostino Riley O'Neill
2007	Barry Rice
2008	Barry Rice Jason Griffiths Dan Williams
2009	Jason Griffiths Barry Rice Dan Williams

2010	Dylan Asher Matt Lodge
2011	Dylan Asher Matt Lodge
2012	Matt Lodge Steven Perinovic
2013	Steven Perinovic Tyler Riggs

USCAA ALL-SOUTHEAST	
2018	Aime Mabika Enrique Facusse JJ Williams Kalil Elmedkhar
2019	Aime Mabika (1st) Marcel Meinzer (3rd) Enrique Facusse (2nd) Kalil ElMedkhar (1st)

USCAA ALL-AMERICA FIRST TEAM	
2018	JJ Williams

USCAA ALL-AMERICA SECOND TEAM	
2018	Enrique Facusse

USCAA ALL-AMERICA THIRD TEAM	
2018	Aime Mabika
USC NATIONAL PLAYER OF THE WEEK	
SEPT.2018	JJ Williams

C-USA NEWCOMER OF THE YEAR	
2008	Marco dos Santos

CONFERENCE USA COACH OF THE YEAR	
2018	Johan Cedergren

CONFERENCE USA ALL-CONFERENCE USA FIRST-TEAM	
2005	Andy Gruenebaum Thomas Senecal
2006	Michael D'Agostino Riley O'Neill Barry Rice
2007	Barry Rice
2008	Barry Rice Jason Griffiths
2009	Barry Rice Jason Griffiths
2012	Matt Lodge Steven Perinovic
2013	Callum Irving
2018	JJ Williams Aime Mabika Enrique Facusse Kalil ElMedkhar
2019	Aime Mabika
2020	Leon Jones Marcel Meinzer

SECOND-TEAM ALL-CONFERENCE USA	
--------------------------------	--

2005	Brandon Stewart
2006	Nathan Marks
2007	Masumi Turnbull
2009	Matt Lodge Dan Williams
2010	Dylan Asher Matt Lodge
2011	Dylan Asher
2012	Jack Van Arsdale Cameron Wilder
2013	Brad Doliner Steven Perinovic
2018	Jason Reyes
2019	Enrique Facusse Marcel Meinzer Daniel Evans
2020	Robert Screen

THIRD-TEAM ALL-CONFERENCE USA	
-------------------------------	--

2005	Michael D'Agostino
2006	Masumi Turnbull
2007	Aaron Swanson
2008	Masumi Turnbull Dan Williams
2009	Brad Walker
2010	Tyler Beadle Tyler Riggs
2011	Matt Lodge Tyler Riggs
2012	Dylan Asher Tyler Riggs
2018	Leon Jones
2020	Eythor Bjorgolfsson

CONFERENCE USA ALL-FRESHMAN TEAM	
----------------------------------	--

2006	Barry Rice Dan Williams C.J. Tappel
2007	Brad Walker
2008	Brad Walker
2009	Matt Lodge
2010	Dylan Asher Tyler Beadle
2011	Marco Bordon
2012	Jacob Speed
2013	Napo Matsoso
2018	Jason Reyes
2019	John-Michael Bandy Eythor Bjorgolfsson
2020	Enzo Mauriz

CONFERENCE USA ALL-ACADEMIC TEAM	
2019	Bailey Rouse

CONFERENCE USA ALL-TOURNAMENT TEAM	
------------------------------------	--

2006	Barry Rice Masumi Turnbull Matt Weiler
2008	Dan Williams Tim Crone Jason Griffiths
2009	George Davis IV Dan Williams
2012	Steven Perinovic Cameron Wilder

2013	Callum Irving Charlie Reymann Jordan Wilson
2018	Jj Williams (OMVP) Enrique Facusse (DMVP) Kalil ElMedkhar Tanner Hummel
2019	Enrique Facusse Aime Makiba

CONFERENCE USA PLAYER OF THE YEAR	
2019	Aime Mabika
2015	Callum Irving
2014	Callum Irving

CONFERENCE USA OFFENSE PLAYER OF THE YEAR	
2018	Jj Williams

CONFERENCE USA DEFENSE PLAYER OF THE YEAR	
2019	Aime Mabika
2015	Callum Irving
2014	Callum Irving
2008	Barry Rice
2007	Barry Rice

CONFERENCE USA MIDFIELD PLAYER OF THE YEAR	
2020	Marcel Meinzer

CONFERENCE USA FRESHMAN OF THE YEAR	
2018	Jason Reyes

CONFERENCE USA TOURNAMENT OFFENSIVE MVP	
2018	JJ Williams

CONFERENCE USA TOURNAMENT DEFENSIVE MVP	
2018	Enrique Facusse

MAC COACH OF YEAR	
1997	Ian Collins
1999	Ian Collins
2001	Ian Collins

MAC PLAYER OF THE YEAR	
2001	Ilkka Jantti
2003	Jamal Shteivi
2004	Jamal Shteivi

MAC NEWCOMER OF THE YEAR	
1995	Sean Endicott
1998	Ilkka Jantti
2001	John Monebrake
2003	Riley O'Neill

# KENTUCKY

Men's Soccer

## HONORS


### MAC ALL-TOURNAMENT TEAM

1996	Jay Armstrong	2002	Chris McAlpine	1998	Sean Mondelli	2003	Dani Kamras
	Bryan DePriest		Chris McDaniel		Lee Baker		J.D. Stephenson
	Dave Muse		Chris Austin		Lee Baker		Joey Gaworecki
1997	Lee Baker	2003	Dani Kamras	1999	Giovanni Fernandes		Andy Greunebaum
	Rick Dengelegi		Nathan Li		Ilkka Jantti		Nathan Li
1998	Rob Frey	2004	Brandon Stewart	1999	Lee Baker		Riley O'Neill
	Scott Serson		Nathan Li		Giovanni Fernandes		Thomas Senecal
1999	Jason Bell		Brandon Stewart		Ilkka Jantti		Jamal Shteiwi
	Giovanni Fernandes	ALL-MAC		2000	Todd Stonestreet	2004	Brandon Stewart
	Chris McAlpine	1995	Brian Dausman		Giovanni Fernandes		Michael D'Agostino
	Brian O'Leary		Chris West	2001	Ilkka Jantti		Andy Gruenebaum
2000	Greg Bironas		Pat Gerak		Nathan Fleetwood		Anthony Peters
	Ilkka Jantti		Sean Mondelli		Ilkka Jantti		Thomas Senecal
	Brian O'Leary	1996	Todd Weissmueller		John Monebrake		Jamal Shteiwi
	J.D. Stephenson		Sean Endicott		Antti Peltonen		Brandon Stewart
2001	Ilkka Jantti		Toby McComas		Greg Raber		Michael Strong
	Marc Theriault	1997	Sean Mondelli	2002	J.D. Stephenso		
			Brien Baltzell		Nathan Fleetwood		
					Jamal Shteiwi		



## Ilkka Jantti

2001 All-American



Rarely does a player come along who makes an impact like the one made by Ilkka Jantti. In his four years, the Lahti, Finland, native led UK to a 50-31-4 record, three Mid-American Conference Tournament titles, two MAC regular-

season crowns and one NCAA Sweet Sixteen appearance. Individually, Jantti proved to be the Cats' "All-Everything." As a freshman, he was voted MAC Newcomer of the Year by the league's coaches. And, as a senior he was second-team National Soccer Coaches' Association of America All-American and a first-team Verizon Academic All-American.

### JANTTI'S CAREER STATS

Year	GP/GS	Sh	G	A	Pts
1998	21/20	17	2	3	7
1999	20/20	25	0	2	2
2000	20/20	31	3	2	8
2001	19/19	16	5	5	15
Totals	80/79	89	10	12	32

## Jamal Shteivi

2004 All-American



For three years, Jamal Shteivi was the definition of Kentucky soccer. After a breakout sophomore year in which he watched his Wildcats struggle, Shteivi transformed himself into one of the nation's top players in his final two years at UK. In that span,

he led the Wildcats to a pair of conference championships and the second round of the NCAA Tournament. Shteivi remains the only person in Mid-American Conference history to be named the MAC Player of the Year twice, having

### SHTEIVI'S CAREER STATS

Year	GP/GS	Sh	G	A	Pts
2001	3/0	4	0	3	3
2002	19/16	34	7	1	15
2003	21/21	56	5	13	23
2004	19/19	57	11	8	30
Totals	62/56	151	23	25	71

## ALL-AMERICANS

During his career, he earned four all-region, four All-MAC, three All-MAC Academic and three All-Southeastern Conference academic selections. Jantti graduated in May 2001 and began his professional career in Finland for the of F.C. Viikingit in the Finnish First Division.

### 2001 • All-American Season

Co-captain started all 19 games in which he played ... Led UK defensive corps that surrendered just 15 goals on the year to finish ninth in the nation with a 0.67 goals-against average ... Tallied five goals on just 15 shots ... Tied for second on the team with five assists and 15 points ... Assisted game-winning goal in 2-1 victory over Akron that sealed MAC regular-season title and scored game-winning goal against the Zips in MAC Tournament Championship game... Championship-winning goal earned him second Team of the Week honors from College Soccer News and Soccer America ... At No. 4 Indiana, led the staunch UK defense which held the Hoosiers scoreless for 112 minutes while playing a man down for 75 minutes.

done so in 2003 and 2004. He capped his career with his best season by tallying 11 goals and eight assists en route to All-America honors. Shteivi, a team captain his final year, also excelled off the field as he was named Academic All-District as a senior and elected to the UK Society of Character.

### 2004 • All-American Season

Team captain ... One of four Wildcats to start every game ... The go-to player on the team, he recorded a goal or assist in 14 of 19 games ... Twice recorded five-game point streaks ... Scored or assisted on 19 of 31 Kentucky goals (61.3 percent) ... Recorded fifth hat trick in school history against Bowling Green ... Had two goals against both Western Michigan and Buffalo ... Had team-high 11 goals, including three game winners ... Scored first goal of the year after a brilliant 75-yard run against No. 19 Tulsa ... Tied for second on UK single-season goals list and was second on points list with 30 ... Recorded eight assists, including five times on the game-winner ... Had five-game stretch of playing every minute ... Offered team-high 57 shots which was tied the school record ... Ranked first in the conference in every offensive category in the MAC.

## JANTTI'S HONORS

### ATHLETIC

- 2001 NSCAA Second-Team All-American
- 2001 Second-Team All-American (collegesoccer.com)
- 2001 First-Team All-Great Lakes Region
- 2001 MAC Player of the Year
- 2001 First-Team All-MAC
- 2001 MAC All-Tournament Team
- 2000 Honorable Mention All-American (collegesoccer.com)
- 2000 First-Team All-Great Lakes Region
- 2000 First-Team All-MAC
- 2000 MAC All-Tournament Team
- 1999 Second-Team All-Mideast Region
- 1999 First-Team All-MAC
- 1998 Third-Team All-Mideast Region
- 1998 MAC Newcomer of the Year
- 1998 Second-Team All-MAC

### ACADEMIC

- NCAA Postgraduate scholarship
- 2001 NSCAA/adidas Scholar All-American (first team)
- 2001 Verizon Academic All-American
- 2000 Verizon Academic All-District IV
- Three-time MAC Academic Honor Roll
- Three-time SEC Academic Honor Roll

## SHTEIVI'S HONORS

### ATHLETIC

- 2004 NSCAA Third-Team All-American
- 2004 Second-Team All-American (collegesoccernews.com)
- 2004 First-Team All-Great Lakes Region
- 2004 MAC Player of the Year
- 2004 First-Team All-MAC
- 2003 Second-Team All-Great Lakes Region
- 2003 MAC Player of the Year
- 2003 First-Team All-MAC
- 2002 Second-Team All-Great Lakes Region
- 2002 First-Team All-MAC

### ACADEMIC

- 2004 ESPN the Magazine Academic All-District IV
- 2004 Academic All-MAC
- Two-time SEC Academic Honor Roll



## ALL-AMERICANS

### Barry Rice

2008-09 All-American



2009 • All-American Season

Co-captain for the third year, helping lead UK to the C-USA Tournament for the third consecutive season ... Won 126-of-155 contested header attempts during the 2009 season (stat tracked in 16 of

UK's 18 games), an 81-percent clip ... Played and started all 18 games in 2009, totaling two goals, including a game-winning, golden-goal in overtime at UCF ... Totaled seven game-winning goals in his career ... Signed a contract with D.C. United in Major League Soccer following the season.

#### RICE'S CAREER STATS

Year	GP/GS	Sh	G	A	Pts
2006	21/21	13	1	5	7
2007	18/18	22	7	1	15
2008	21/21	33	2	1	5
2009	18/18	19	2	0	4
Totals	78/78	87	12	7	31

2008 • All-American Season

Served as the leader of the UK club for the third consecutive year, earning co-captain honors before the season ... Supremely athletic, Rice became the first player in school history to win C-USA Defensive Player of the Year honors in back-to-back seasons ... Was a first-team All-Conference USA selection ... Became just the third All-America selection in program annals, earning third-team honors from Top Drawer Soccer and second-team accolades from CollegeSoccerNews.com ... Is a force in the air, necessitating the keeping of a new stat by the UK soccer staff, tracking of "Contested Barry Rice Headers Won/Lost" per game ... Rice won a staggering 189-of-218 contested header attempts on the season, an 87-percent clip ... Had the best defensive game of the season in a scoreless draw against Memphis, winning 32-of-36 contested header attempts in the regular-season finale ... Did not lose a contested header attempt until the seventh game of the season ... Started all 21 games, logging 1989 minutes, third-best on the team ... Finished with two goals and one assist, firing a team-high 33 shots, with 14 on goal ... With UK possessing a more threatening offensive attack in 2008, Rice did not need to carry the goal scoring load as he did in 2007, scoring seven goals ... After being subbed out of the first two games of the year – both blowouts – Rice did not sub out of the game the rest of

#### RICE'S HONORS

##### ATHLETIC

- 2009 Third-Team All-American (collegesoccernews.com)
- 2009 NSCAA All-America
- 2009 First-Team All-Conference USA
- 2009 NSCAA All-Midwest
- 2008 Third-Team All-American (topdrawersoccer.com)
- 2008 Second-Team All-American (collegesoccernews.com)
- 2008 First-Team All-Conference USA
- 2008 C-USA Defensive Player of the Year
- 2008 NSCAA All-Midwest
- 2007 C-USA Defensive Player of the Year
- 2007 First-Team All-Conference USA
- 2007 NSCAA All-Midwest
- 2006 C-USA All-Freshman Team
- 2006 C-USA All-Tournament Team

the season, going 19 straight games of playing every second ... Got his first assist of the season in the opener against UCA ... Got first goal of the year in a free kick opportunity against Michigan ... Notched the game-winning goal in the semifinals of the C-USA Championship against UCF, heading the goal that sent UK to the championship game ... Tied for sixth in UK career history with six game-winning goals.



## ALL-AMERICANS

### JJ Williams

2018 First Team All-American

2018 • All-American Season



Co-captain during the most successful season in program history, JJ Williams led Kentucky to their first ever Conference USA tournament title, a regular season conference title, an undefeated regular season home slate, and the Wildcats first ever trip to the Elite Eight. After breaking the school record for the highest number of goals (18), highest number of game winners (nine) and points (44) in a season, Williams was a monumental player and the first player at Kentucky to win First Team All American Honors since the 2009 season. Williams is also the first player to earn first team honors

under Head Coach Johan Cedergren while at Kentucky.

Known for his breakout goals and swift footwork, Williams was named one of three MAC Hermann trophy finalist, among other awards. He holds the school record for the most shots attempted in an individual season with 90, 18 more than second place Matt Lodge in the 2012 season. He finished his junior year with 42 shots on goal, with a .467%. He had two goals in four games during the 2018 season, including against rivals Louisville and Indiana when both were ranked in the top five nationally. He additionally scored the only goal in the match to capture the conference tournament victory over No. 14 Charlotte.

Williams was a casual factor in Kentucky receiving the number three overall seed in the NCAA tournament, the highest seeding in program history. He scored two goals over three games during the NCAA run. Overall, Williams tallied 24 goals and 15 assist in his three years at Kentucky.

Williams was selected to be part of the 2019 Generation Adidas class, which made him eligible to take part in the 2019 MLS SuperDraft. He was drafted as the 18th pick by Columbus.


### WILLIAMS' HONORS

#### ATHLETIC

- MAC Hermann Trophy Finalist - 2018
- First-Team All-America - 2018
- C-USA Player of the Year - 2018
- C-USA Offensive MVP - 2018
- C-USA Tournament MVP - 2018
- UK Single-Season Goals Record (18 - 2018)
- UK Single-Season Points Record (44 - 2018)
- NCAA Tournament Elite Eight - 2018
- C-USA Regular Season Champion - 2018
- C-USA Tournament Champion - 2018

### WILLIAMS' CAREER STATS

Year	GP/GS	Sh	G	A	Pts
2016	18/7	21	3	3	9
2017	17/1	24	3	4	10
2018	22/22	90	18	8	44
Totals	57/30	135	24	15	63





## ALL-AMERICANS

### Enrique Facusse

2018 Second Team All-American

2018 • All-American Season



Enrique Facusse was selected as First Team All-Southeast Region and Second Team All-American by the United Soccer Coaches Association in 2018, his sophomore season at Kentucky. During this historic year in Lexington, he built on his Conference USA Freshman of the Year and First Team honors from 2017 to become the nation's leader in shutouts, tallying 14 on the season. Kentucky's defense ranked fourth nationally, largely in part to Facusse, averaging .49 goals against, which leaves him in second place in the Wildcat's history books for goals against average.

Facusse finished 12th in Division I for save percentage, earning a .84 on the season, ranking him fourth in Kentucky's all team record book.

In just two years, Facusse has played goalkeeper in forty games, ranking him sixth in program history for most games played by a Wildcat. His 3729 minutes in the net also rank him sixth all time for Kentucky in minutes played.

#### FACUSSE'S CAREER STATS

Year	GP/GAGA	Avg.SV	W	L
2017	17/16	0.88	56	7
2018	22/11	0.49	60	19
Totals	39/27	0.67	116	26

#### FACUSSE'S HONORS

##### ATHLETIC

- Two-Time First Team All-Conference USA (2017 and 2018)
- UK Single-Season Records (2018 - Wins - 19, Shutouts - 14, GAA .49)
- Two-Time USC All-Southeast Region (2017 Second Team, 2018 First Team)
- NCAA Tournament Elite Eight - 2018
- C-USA Regular Season Champion - 2018
- C-USA Tournament Champion - 2018
- C-USA Freshman of the Year - 2018
- C-USA Golden Glove Award - 2018
- C-USA All-Freshman Team - 2018



### Aime Mabika

2018 Third Team All-American

2018 • All-American Season



Aime Mabika was named Third Team All American by the and First Team All-Southeast Region by the United Soccer Coaches Association during his 2018 redshirt sophomore season at Kentucky. After receiving notable conference awards during his freshman and sophomore years, Mabika made a major impact on Kentucky's nationally ranked 2018 defense. A top ranked defender, he played a key role in keeping a season .49 goals against average (No. 3 nationally) and a .64 shutout percentage. During the historic season, he also tallied two goals and an assist, with a score coming against in-state foe, and highly ranked, Louisville. Mabika also earned C-USA Defensive Player of the Week on two occasions during the season (Sept. 3 and Sept. 24).

Mabika is tied for ninth in school history for most penalty kicks in a season, with two in both 2017 and 2018. He currently sits in third place in UK's history book with penalty kicks made, as he has scored every time over the last two seasons.


#### MABIKA'S CAREER STATS

Year	GP	Sh	G	A	Pts
2017	14	9	3	0	6
2018	21	10	2	1	5
Totals	35	19	5	1	11

#### FACUSSE'S HONORS

##### ATHLETIC

- Two-Time First Team All-Conference USA (2017 and 2018)
- UK Single-Season Records (2018 - Wins - 19, Shutouts - 14, GAA .49)
- Two-Time USC All-Southeast Region (2017 Second Team, 2018 First Team)
- NCAA Tournament Elite Eight - 2018
- C-USA Regular Season Champion - 2018
- C-USA Tournament Champion - 2018
- C-USA Freshman of the Year - 2018
- C-USA Golden Glove Award - 2018
- C-USA All-Freshman Team - 2018



# KENTUCKY

## Men's Soccer

### LETTERWINNERS

Hampus Agerstrom	Helsingborg, Sweden/Filborna Skolan	2014-16	Enrique Facusse	Tegucigalpa, Honduras / Monteverde Academy	2017-
Nick Aguilar	Lisle, Ill./Benet Academy - Wisconsin	2003	Clint Fairweather	Warminster, Pa./William Tennent	1992-95
Brian Alba	Kingwood, Texas/Kingwood	2000	Giovanni Fernandez	Criciuma, Brazil/adidas Academy	1997-2000
Josh Albers	Cincinnati, Ohio/La Salle/Dayton	2009-10	Daniel Ferriter	Columbus, Ga./Columbus High/Davidson	2003-04
Andrew Alexander	Atlanta, Ga./Pace Academy	2004-07	Tim Fisk	Louisville, Ky./Male/Colgate	1993-95
Pedro Andreoni	Sao Paulo, Brazil/South Kent/Hartwick	2011	Brian Flanagan	St. Louis, Mo./St. Louis University High	1993
Jay Armstrong	Lexington, Ky./Williston Northampton, Mass.	1996-97	Nathan Fleetwood	Adelaide, Australia/Pulteney/Va. Intermont	2001-02
Dylan Asher	Richardson, Texas/Richardson	2010-12	Kevin Ford	Lexington, Ky./Lafayette	1991-93
Chris Austin	Marietta, Ga./Wheeler	2000-03	Kaelon Fox	Louisville, Ky./ St. Xavier	2013-15
Danny Baker	Spring, Texas/Klein	1994, 96	Stuart Ford	Cleveland, Ohio/ St. Edward	2014-17
Lee Baker	Spring, Texas/Klein	1996-99	Kaelon Fox	Louisville, Ky./St. Xavier	2013-14
Reid Baker	Des Moines, Iowa	2007-08	Monty Frazier	Broken Arrow, Okla./Holland Hall/Wisconsin	2000-02
Brien Baltzell	Louisville, Ky./Ballard	1994-97	Brad Frederick	Jefferson, Ind./St. Xavier	2005-07
John Michael Bandy	Lilburn, Ga./Parkview	2019-	Nicolai Fremstad	Gjovik, Norway	2018-2019
Eythor Bjorgolfsson	Jessheim, Norway/ Jessheim VGS	2019-	Robert Frey	Goshen, Ky./Walden	1996-99
Kevin Barajas	Atlanta, Ga./Mt. Paran Christian School	2014-17	Joey Gaworecki	Houston, Texas/Cypress Creek	2001, 2003
Scott Bartlett	St. Louis, Mo./Parkway West	1991-92	Pat Gerak	Villa Hills, Ky./Dixie Heights	1992-95
Matt Baum	Cape Coral, Fla./Cypress Lake/Florida Atlantic	2004-06	Greg Goldbach	Vienna, Va./George C. Marshall	2008-09
Alex Bumpus	Hilliard, Ohio/ Hilliard Davidson	2013-17	Shawn Goulbourne	London, England	
Tyler Beadle	Douglasville, Ga./Hiram	2010-11	Todd Grace	Hopkinsville, Ky./Hopkinsville	1992-93
Jason Bell	Louisville, Ky./Eastern	1996-99	Ryan Grady	West Chester, Ohio/Lakota	1997-2000
Stephen Beiro	McLean, Va./McLean	2007-08	Shane Graff	Louisville, Ky./Ballard/South Carolina	1994
Nicholas Bigilin	Massapequa, N.Y./ Kellenberg Memorial	2014-15	Thomas Graham	Kingwood, Texas/Kingwood	2000
Greg Bironas	Goshen, Ky./Trinity/Rhode Island	2000	Luis Grassow	Munich, Germany	2019-
Nicholas Blassou	Rockville, MD./Rockville	2018-	Dantae Greer	Fair Lawn, N.J./ Fair Lawn	2017
Jed Boswell	Louisville, Ky./Trinity/Transylvania	1994-97	Jason Griffiths	Bracknell, England/Garth Hill	2006-09
Elijah Borneo	Morgantown, W. Va./ Morgantown	2018-2019	Joey Grigsby	Augusta, Ga./Greenbriar/Georgia State	2005-06
Marco Bordon	Sao Paulo, Brazil/South Kent	2011-12	Jeremy Groves	Leeds, England/Sherburn/Virginia Intermont	2002, 2004
Sam Brooks	Solihull, England/University of the Cumberlands	2010-11	Andy Gruenebaum	Overland Park, Kan./Blue Valley North	2002-05
Jonathan Brown	Clinton, Miss./Clinton	2011	Cole Guindon	Frisco, Texas/ Rick Reedy	2018-
Jonathan Brunet	Scott/Acadiana, La./Ala.-Huntsville	2002-04	Mark Halma	Des Moines, Iowa/West Des Moines Valley	2006-07
Jeff Buettner	Centerville, Ohio/Centerville	1992-94	Chad Hagerty	Louisville, Ky./St. Xavier	2007-09
Alex Bumpus	Hilliard, Ohio/Hilliard Davidson	2013-16	Greg Harris	Lexington, Ky./Henry Clay	1991-92
Tyler Butler	Louisville, Ky./Male/Transylvania	1994-95	David Harrison	Bishop, England/Ferryhill/Northern Oklahoma	2009-10
Tyler Burns	Aura, Colo./Smoky Hill	2007-09	Josh Hart	Lexington, Ky./Catholic	1995
Steve Cabos	New Orleans, La./Jesus HS of New Orleans	2011	Jackson Hawthorne	Raleigh, N.C./ North Raleigh Christian	2016-2019
Lucas Carden	Streamwood, Ill./Schaumburg/Butler	2007-08	Craig Heard	Northampton, England/Northampton School	2010-11
Brian Carmany	Russell Township, Ohio/Hawken, Ohio/Hartwick	2002	Luis Hernandez	Columbus, Ohio	2017-2018
Bryan Celis	Houston, Texas/Mayde Creek	2012-14	Dave Hertel	Holland, Mich./Holland Christian	2004
Jarrett Christie	Vancouver, British Columbia	2003-04	Clayton Hill	Ashland, Ky./Paul Blazer	1991
Alex Clay	Huntsville, Ala./Randolph	2010	John Hinds	Columbia, S.C./Irmo	1995-98
Tyler Cook	Crestwood, Ky./South Oldham	1997-2000	Zach Hjernevik	Spring, Texas/Klein	2001
Case Cox	Louisville, Ky./ St.Xavier	2019-	Chad Holloway	Louisville, Ky./Ballard	1991-94
Gabriel Conelian	Sao Paulo, Brazil	2011-12	Clay Holdstad	Birmingham, Ala./ Oak Mountain	2018-
Patrick Conyea	Hichory, Ky./Mayfield	2005-07	Jack Hudson	Atlanta/ Henry W. Grady	2019-
Kevin Corby	St. Louis, Mo./St. Louis University High School	2010	Tanner Hummel	Kennesaw, GA./ Kennesaw Moutain	2015-18
Ryan Costen	Lewisville, Texas/Lewisville	2010-11	Travis Hunt	Morristown, N.J./Morristown	1991
Brian Crafton	Henderson, Ky./Henderson	1992-93	Noah Hutchins	Columbus, Ohio/Hilliard Davidson	2014-17
Ryan Creel	Knoxville, Tenn./Christian Academy of Knoxville	2013-16	Colin Innes	Olathe, Kan./Blue Valley West	2019-
Tim Crone	Cincinnati, Ohio/Bowling Green	2007-09	Callum Irving	Vancouver, British Columbia/Winston Churchill	2012-15
Michael D'Agostino	Langley, British Columbia/Langley	2004-06	Juan Jackson	Lexington, Ky./Dunbar/Lincoln Memorial	1998
Brian Dausman	Louisville, Ky./Male	1992-95	Ilkka Jantti	Lahti, Finland/Salpausselän Lukio	1998-2001
Eddie Davis	Portage, Mich./Central	1999-2000	Leon Jones	Glasgow, Scotland	2017-
George Davis IV	Lima, Ohio/Elida/Bowling Green	2008-09	Chris Jumalon	Waldorf, Md./Thomas Stone	2009
Dimitri Dechurch-Silva	Louisville, Ky./ Trinity/ Centre College	2013-14	Dani Kamras	Espoo, Finland/Makelanrinteen Urheilulukio	2002
Alex DeFelipe	Madrid, Spain		Jirijoonas Kanth	Vantaa, Finland/Makelanrinne	2007-08
Shaun Deliberato	Cleveland, Ohio/Saint Ignatius	2009-10	Aaron Keith	Louisville, Ky./Male	1992
Rick Dengelegi	Holliston, Mass./St. John's	1993-95, 1997	J.R. Kenny	Marietta, Ga./Lassiter/UAB	2003-04
Brian DePriest	St. Louis, Mo./Deshmet Jesuit	1996-97	Jacob Kemper	Cretwood, Ky./Oldham County	2009-12
Brad Doliner	Cape Elizabeth, Maine/IMG Soccer Academy	2010-13	Steve Kitchens	Lexington, Ky./Tates Creek	1997
Billy Dwyer	Metairie, La./Jesusit/College of Charleston	1997-98	Greg Kotzbauer	Lexington, Ky./Tates Creek/Catawba Valley Coll.	1991-93
Greg Dyk	Lexington, Ky./Lafayette	1991-92	Isak Krogstad	Trromsoe, Norway/Norwegian Coll. of Elite Sport	2012-13
Kalil ElMedkhar	Middletown, Del./ YSC Academy	2017-	Lasse Lagerblom	Lahti, Finland	
Sean Endicott	Midway, Ky./Woodford County/Cincinnati	1995-96	Justin Laird	Milwaukee, Wis./Hartford Union/Wright State	2013-14
Daniel Evans	The Colony, Texas/ Lone Star	2018-	Jonathan Laise	Louisville, Ky./ Kentucky Country Day	2017

# KENTUCKY

## Men's Soccer

Brad Lancaster	Clearwater, Fla./Countryside	1993-94	Charley Pettys	Los Angeles, Calif./Bexley/UC Santa Barbara	2010-12
Ben Langwith	Des Moines, Iowa/Johnston	2005	Jason Pitts	Crestwood, Ky./South Oldham	2013-14
Bingy Lara	Las Cruces, N.M./Las Cruces	2005-08	Jason Prechter	New Orleans, La./Brother Martin - Col. of Charleston	1999
Mark Lavery	Woodstock, Ga./Etowah	2008-09	Connor Probert	Mount Maunganui, New Zealand	2016-17
Logan LeCompte	Cincinnati, Ohio/Anderson	2000	Craig Pykett	Fox Point, Wisc./Marquette	2000-03
Christopher Lefferts	Brewster, N.Y./North Salem/Hofstra	2003-04	Matt Quick	Arlington Heights, Ill./John Hersey	2013-14
Olli Lehtimaki	Hameenlinna, Finland/Kaurialan Lukio	2001-04	Greg Raber	Raleigh, N.C./Athens Drive - UNC-Greensboro	2001-02
Nathan Li	Delta, British Columbia/White Rock Christian	2003-06	Brent Rainey	Louisville, Ky./Ballard - Indiana	1997-2000
Brock Lindow	Toronto, Ontario/Lawrence Park Collegiate Inst.	2018-	Jason Reyes	San Jose, Costa Rica/ EMVA	2018-2019
Greg Lobring	Cincinnati, Ohio/Anderson	1993-96	Charlie Reymann	Worthington, Ohio/Worthington Kilbourne	2013-16
Matt Lodge	Rossington, England/Rossington All Saints	2009-12	Kirk Rhinehart	Yorktown, Va./York - Virginia	1991
Lee London	Lexington, Ky./Lafayette	1999	Caleb Richardson	Highland Village, Texas/Marcus	2012
David Lovejoy	Lexington, Ky./Dunbar	1999	Tyler Riggs	Louisville, Ky./St. Xavier	2010-13
Braeden Luna	Birmingham, Ala./ Fort Walton Beach	2014-16	Jay Riney	Charlotte, N.C./Charlotte Catholic	1999
Aime Mabika	Lexington, Ky./ Henry Clay	2016-	Keith Realing	Spokane, Wash./University	2006
Luke Maitland	Luton, England	2007	Xahne Reid	Clardenon College	2015-16
Pierre Manga	Lexington, Ky./Henry Clay/Transylvania	2010	Jonathan Reynaga	Los Angeles, Calif./Bishop Mora Salesian	2010
Nathan Marks	Louisville, Ky./Trinity	2004-07	Barry Rice	Parma, Ohio/St. Ignatious	2006-09
Jay Marshall	Brookville, Ohio/Northmount	1996-98	Brad Rink	Lexington, Ky./Lexington Catholic	1992
Napo Matsoso	Louisville, Ky./St. Francis	2013-16	Brad Robinson	Louisville, Ky./Eastern	1992-93
Rob Mayer	Dublin, Ohio/Coffman	1999-2000	Bailey Rouse	Littleton, Colo./ Chatfield Senior	2017-
Brandon Mayes	Louisville, Ky./Eastern	1995	Jordan Rose	Englewood, Ohio/Northmont	2010
Chris McAlpine	Dayton, Ohio/Centerville	1998-2001	Marc Sabin	Prospect, Ky./Louisville Trinity	1993-94
Matt McAlpine	Dayton, Ohio/Centerville	2005-06	Brad Samelko	Strongsville, Ohio/Strongsville	2000-02
Toby McComas	Hendersonville, Tenn./Hendersonville	1993-96	Marco dos Santos	Sao Paulo, Brazil/Colegio Pre-Medico	2008-09
Josh McCrary	Marietta, Ga./Lassiter/Radford	2009, 11	Brannan Sapp	Kernersville, N.C./East Forsyth	2005
Chris McDaniel	Tulsa, Okla./Holland Hall	1999-2002	Issam Sawtarie	Bethany, W.Va./Providence	2007-08
Matt McDevitt	Prospect, Ky./Walden	1997	Jacob Searce	Louisville, Ky./Ballard	2013-14
Alex McDonald	Swansea, Ill./Bellevue East/Oakland	2005	Dustin Scibilia	Escondido, Calif/San Pasqual/San Diego State	2012
Miles McDougal	Forth Worth, Texas/Arlington Heights	2007	Jamie Schuer	Columbus, Ohio/Upper Arlington - Campbell	1995-97
Mike McKay	New Orleans, La./De LaSalle	1991-92	Grant Schurtz	Fort Wayne, Ind./Canterbury	1991-92
Andrew McKelvey	Dublin, Ohio/Dublin Jerome	2014-17	Robert Screen	Raleigh, N.C./ Wakefield	2018-
Steven McLan	Bristol, England		Jason Segeleon	Louisville, Ky./Trinity	1991
Peter McLellan	Glasgow, Scotland		Thomas Senecal	Bethesda, Md./The Maret School	2002-05
Brandon McManus	Louisville, Ky./ Trinity	2019-	Scott Sersen	Livonia, Mich./Stevenson	1996-99
Jay McNeil	Worthington, Ohio/Thomas Worthington	1992	Scot Shewey	Gainesville, Fla./Gainesville - Jacksonville	2001-02
Marcel Meinzer	Herxheim, Germany	2018-	Aaron Sheffield	Iowa City, Iowa (Iowa City West)	2006
Adam Midkiff	Cincinnati, Ohio/Fairfield	2006-07	Jamal Shteivi	Cincinnati, Ohio/Summit Country Day - Indiana	2001-04
Drew Midkiff	Cincinnati, Ohio/Fairfield/Cincinnati State	2009-10	Jibrán Shteivi	Cincinnati, Ohio/Summit Country Day	2003-04
Clark Miller	Franktown, Colo./Ponderosa/Rhode Island	2001-02	Dimitri Silva	Louisville, Ky./Trinity/Centre College	2014
Sam Miller	Nicholasville, Ky./East Jessamine	2013-15	Paul Sime	Pointe-a-Pitre, Guadeloupe/IMG Academy	2013-15
Steve Miller	Lexington, Ky./Tates Creek	1992	Jason Simpson	Carmel, Ind./Carmel	1992
Jess Mitchell	Plano, Texas/Plano	2005	John Skeeters	Lexington, Ky./Tates Creek	1991-94
Brian Mitts	Cincinnati, Ohio/Summit Country Day	1998, 2000-01	Brett Smith	Alamo, Calif./Monte Vista	2002-03
Jani Modig	Espoo, Finland/Kauklahti	2002	Kyle Smith	Bartlett, Ill./South Elgin	2009-10
Sean Mondelli	Lexington, Ky./Tates Creek	1995-97	Chael Soler	Weston, Fla./Western - Nova Southeastern	2001
John Monebrake	Pickerington, Ohio/Pickerington - Ohio State	2001-02	Chris Soler	Weston, Fla./Western	2000-01
Grent Mook	Rocklin, Cali./ Rocklin	2014-17	Landon Souder	Harrodsbrug, Ky./ Mercer County/Evansville	2016-17
Nikolas Moreno	Highland Park, Ill./Highland Park	2005	Stephen Spittler	Perrysburg, Ohio/Perrysburg	1996
Richard Morton	Edinburgh, Scotland		Arnold Sprague	Henderson, Ky./Henderson County	1991
Tim Muessig	Lexington, Ky./Dunbar/Western Kentucky	2008-09	Jacob Speed	Mansfield, Texas/Mansfield	2012
Josh Mulvany	Oxford, England	2011	Matt Stanley	Owensboro, Ky./Apollo	1991-93
David Muse	Louisville, Ky./Male	1993-96	J.D. Stephenson	Tulsa, Okla./Holland Hall	1999-2002
Brendan Murphy	Tamworth, England/St. Frances of Assisi	2010-11	Brandon Stewart	Dallas, Texas/Creekview	2002-05
Keegan Nash	Adelaide, Australia/Bankasia Park International	2006	Michael Stickler	Hudson, Ohio/Hudson	1996-99
Keyarash Manjoupannah	Nashville, Tenn./ Shuttuck Saint Mary's	2016-2019	Clint Stivers	Lexington, Ky./Henry Clay	1991-93
Tom Neff	Louisville, Ky./Ballard	1991-94	Sam Stockton	Louisville, Ky./ Trinity/ Indiana	2016-2018
Brian O'Leary	Lexington, Ky./Dunbar	1997-2000	Stefan Stojkovic	Halmstad, Sweden/JB Gymnasiet	2014-17
Riley O'Neill	Campbell River, British Columbia/Timberline	2003-06	Todd Stonestreet	Canton, Mich./Plymouth Canton	1996-99
Chris Okamura	Clayton, Calif./De La Salle	2004	Rob Strobel	Richmond, Ky./Madison Central	1991
Brian Peacock	Dayton, Ohio/Centerville - West Virginia	1998	Kevin Strobo	Louisville, Ky./Manual	2000-01
Steven Perinovic	Delafield, Wis./Kettle Moraine	2010-13	Randy Strobo	Louisville, Ky./Manual - Louisville	2000-01
Brook Pearse	Bradenton, Fla./adidas Academy	2000-03	Michael Strong	San Antonio/Alamo Heights	2004-06,08
Mikkel Pedersen	Esbjerg, Denmark/ Rybners Gymnasium	2017	C.J. Tappel	Lexington, Ky./Lexington Catholic	2007-09, 11
Antti Peltonen	Kokkola, Finland/KYL - Central Florida	1999, 2001	Andrew Terry	Galloway, Ohio/St. Charles Prep	1993
Anthony Peters	Baton Rouge, La./Baton Rouge Magnet	2002, 04	Savvas Theofilou	Nisocia, Cypress	
Matt Petty	Prospect, Ky./South Oldham	1994-95	Marc Theriault	Chantilly, Va./Chantilly	1998-2001
Adam Pettys	Los Angeles, Calif./Providence	2012	Kristoffer Tollefsen	Sandefjord, Norway/Sandefjord Videregaende	2012-15

# KENTUCKY

## Men's Soccer

Charlie Trevisan	White Lake, Mich./ Detroit Catholic Central	2019-
Matt Troop	Peachtree, Ga./Stars Mill - Dayton	2006
Ryan Troutman	Louisville,Ky./ Trinity/ Bowling Green	2019-
Masumi Turnbull	Richmond, British Columbia/McMath	2005-08
Jack Van Arsdale	Richmond, Va./Mills E. Godwin/VCU	2011-13
Jim VanBuskirk	St. Louis, Mo./Mehlville - Forest Park CC	1994
Rob Victor	Aiken, S.C./Aiken	2005
Kirk Vidra	St. Louis, Mo./Vianney	1992-95
Chris Villamil	Balston Lake, N.Y./Shenedehowa	1996-97
Byron Vega	Guatemala/South Kent	2009-12
Sam Vernalls	Northallerton, England/Northallerton/North. Okla.	2008
Ellis Vienne	Cornelius, N.C./Hopewell	2010
Mason Visconti	Kansas City, Mo./ Clemson	2019-
Matt Vogel	Lexington, Ky./Lexington Christian	2004
Karl Waasdorp	Peachtree, Ga./McIntosh - Richmond	2006
William Wagner	Haymarket, Va./ Battlefield	2019-
Adam Walker	Mount Pleasant, S.C./Bishop England	2002-04
Brad Walker	Sydney, Australia/Marcellin College	2008-11
Tim Walters	St. Louis, Mo./Lafayette	2005
Grant Ward	Alexandria, Va./Edison	2006-08
Matt Weiler	Fairfax Station, Va./Lake Braddock	2006-07
Todd Weismueller	Lexington, Ky./Henry Clay	1992-95
Chris West	Lexington, Ky./Catholic	1994-95, 1997-98
Taylor White	Marietta, Ga./Walton	2008-09
Graham Wilk	Canton, Mich./Plymouth Canton	1995-96
Cameron Wilder	Kennesaw, Ga./North Cobb	2009-12
Matt Wilkerson	North Liberty, Iowa/Iowa City West - UW-Green Bay	1996-97
Dan Williams	Fairfax Station, Va./Lake Braddock	2006-09
JJ Williams	Monthomery, Ala./Alabama Christian Academy	2016-18
Jansen Wilson	Elizabethtown, Ky./ Elizabethtown	2019-
Jordan Wilson	Auchterarder, Scotland/Dollar/Bearsden	2013-16
Cooper Whitfield	Mansfield	2015
Dan Woehrmann	St. Louis, Mo./Pattonville	1993
Travis Young	Raleigh, N.C./Ravenscroft School	2005
Nathan Zechman	Sylvania, Ohio/St. John's	1999
Thomas Zimmerman	Gainesville, Fla./Eastside	2009
Matt Zirretta	Cedar Rapids, Iowa/John F. Kennedy	2007



# KENTUCKY

Men's Soccer

## INDIVIDUAL, SEASON, AND GAME RECORDS

### CAREER RECORDS

#### GAMES PLAYED

1. Toby McComas	82	1993-96
2. Brian Dausman	81	1992-95
3. Ilkka Jantti	80	1998-01
J.D. Stephenson	80	1999-02
5. Steven Perinovic	79	2010-13
Lee Baker	79	1996-99
Pat Gerak	79	1992-95
8. Brad Walker	78	2008-11
Barry Rice	78	2006-09
Brien Baltzell	78	1994-97
11. Todd Weissmueller	76	1992-95
Chris McDaniel	76	1999-02
Nathan Li	76	2003-06

#### GAMES STARTED

1. Brian Dausman	80	1992-95
2. Ilkka Jantti	79	1998-01
J.D. Stephenson	79	1999-02
4. Barry Rice	78	2006-09
Pat Gerak	78	1992-95
6. Steven Perinovic	73	2010-13
Jordan Wilson	73	2013-16
Napo Matsoso	73	2013-16
9. Tanner Hummel	72	2014-18
10. Lee Baker	71	1996-99

#### POINTS

1. Greg Kotzbauer (34g, 5a)	73	1991-93
2. Riley O'Neill (28g, 16a)	72	2003-06
3. Jamal Shteivi (23g, 25a)	71	2001-04
4. Toby McComas (29g, 11a)	69	1993-96
5. Brian Dausman (23g, 22a)	68	1992-95
Tyler Riggs (29g, 10a)	68	2010-13
7. Matt Lodge (24g, 18a)	66	2009-12
8. Jj Williams (24g, 15a)	63	2016-18
9. Napo Matsoso (19g, 20a)	58	2013-16
10. Kalil Elmedkhar (17g, 19a)	53	2017-

#### GOALS

1. Greg Kotzbauer	34	1991-93
2. Toby McComas	29	1993-96
Tyler Riggs	29	2010-13
4. Riley O'Neill	28	2003-06
5. Matt Lodge	24	2009-12
Jj Williams	24	2016-18
7. Brian Dausman	23	1992-95
Jamal Shteivi	23	2001-04
9. Michael Strong	20	2004-08
10. Lee Baker	19	1996-99
Napo Matsoso	19	2013-16
Lee Baker	19	2013-16

#### GAME-WINNING GOALS

1. Riley O'Neill	12	2003-06
2. Toby McComas	11	1993-96
Jj Williams	11	2016-18
4. Jamal Shteivi	9	2001-04
Matt Lodge	9	2009-12
6. Greg Kotzbauer	8	1991-93
Brian Dausman	8	1992-95
Napo Matsoso	8	2013-16
7. Barry Rice	7	2006-09

Tim Crone	7	2007-09
Tyler Riggs	7	2010-13

#### ASSISTS

1. Jamal Shteivi	25	2001-04
2. Brian Dausman	22	1992-95
3. Charlie Reymann	21	2013-16
4. Napo Matsoso	20	2013-16
5. Kalil Elmedkhar		
5. Matt Lodge	18	2009-12
6. Masumi Turnbull	17	2005-08
7. Riley O'Neill	16	2003-06
8. Jj Williams	15	2016-18
9. Sean Endicott	14	1995-96
Sean Mondelli	14	1995-97
Michael D'Agostino	14	2004-06

#### SHOTS ATTEMPTED

1. Matt Lodge	209	2009-12
2. Riley O'Neill	167	2003-06
3. Greg Kotzbauer	157	1991-93
4. Napo Matsoso	156	2013-16
5. Jamal Shteivi	151	2001-04
6. Toby McComas	146	1993-96
7. Tyler Riggs	144	2010-13
8. Jj Williams	139	2016-18
9. Brian Dausman	133	1992-95
10. Michael D'Agostino	127	2004-06

#### SAVES

1. Andy Gruenebaum	264	2002-05
2. Dan Williams	221	2006-09
3. Brian O'Leary	211	1997-00
4. Chris West	209	1994-98
5. Matt Stanley	197	1991-93
6. Dan Williams	184	2007-09
7. Callum Irving	175	2012-15
8. Enrique Facusse	162	2017-
9. David Muse	156	1993-96
10. Andy Gruenebaum	154	2004-05

#### GOALS AGAINST AVERAGE

(min. 1,000 minutes)					
No.	Name	GA	Min	Avg.	Years
1.	Enrique Facusse	46	5594	0.75	2017-18
2.	Staurt Ford	16	1827	0.79	2014-17
3.	Greg Raber	21	2226	0.85	2001-02
4.	Greg Kitzbauer	2	210	0.86	1991-1993
	Callum Irving	52	5454	0.86	2012-15
5.	Andy Grunebaum	36	3614	0.90	2002-05
6.	Dan Williams	80	6782	1.06	2006-09
7.	Rob Strobel	5	415	1.08	1991
8.	Chris West	64	4999	1.15	1994-98
9.	Brad Samelko	14	1056	1.19	2000-02
10.	Brian O'Leary	85	6184	1.24	1997-00

#### SHUTOUTS

1. Enrique Facusse	30	2017-
2. Callum Irving	27	2012-15
3. Brian O'Leary	22	1997-00
Andy Gruenebaum	22	2002-05
4. Dan Williams	21	2006-09
5. Chris West	19	1994-98
6. Dan Williams	16	2007-09
7. Greg Raber	12	2001-02

8. Matt Stanley	9	1991-93
David Muse	9	1993-96

### SEASON RECORDS

#### GAMES PLAYED

1. Brien Baltzell	22	1995
Brian Dausman	22	1995
Greg Lobring	22	1995
Toby McComas	22	1995
Sean Mondelli	22	1995
Todd Weissmueller	22	1995
David Muse	22	1996
Jamie Schuer	22	1996
Toby McComas	22	1996
Chris McDaniel	22	2000
Tyler Riggs	22	2000
Bailey Rouse	22	2018
Jj Williams	22	2018
Sam Stockton	22	2018
Tanner Hummel	22	2018
Kalil Elmedkhar	22	2018
Enrique Facusse	22	2018
Leon Jones	22	2018

#### GAMES STARTED

1. Brian Dausman	22	1995
Greg Lobring	22	1995
Toby McComas	22	1995
Todd Weissmueller	22	1995
David Muse	22	1996
Chris McDaniel	22	2000
Kalil Elmedkhar	22	2018
Leon Jones	22	2018
Jj Williams	22	2018
Tanner Hummel	22	2018
Enrique Facusse	22	2018

#### POINTS

No.	Name	G	A	Pts.	Year
1.	Jj Williams	18	8	44	2018
2.	Riley O'Neill	17	4	38	2006
3.	Greg Kotzbauer	16	1	33	1991
4.	Kalil Elmedkhar	11	10	32	2018
5.	Jamal Shteivi	11	8	30	2004
6.	Tyler Riggs	11	5	27	2011
7.	Brian Dausman	11	4	26	1995
8.	Matt Lodge	7	10	24	2011
	Greg Kotzbauer	11	2	24	1992
10.	Sean Endicott	9	5	23	1995
	Jamal Shteivi	5	13	23	2003

#### GOALS

1. Jj Williams	18	2018
2. Riley O'Neill	17	2006
3. Greg Kotzbauer	16	1991
4. Greg Kotzbauer	11	1992
Brian Dausman	11	1995
Jamal Shteivi	11	2004
Tyler Riggs	11	2011
Kalil Elmedkhar	11	2018
9. Toby McComas	10	1994
10. Sean Endicott	9	1995
Michael Strong	9	2008

# KENTUCKY

## Men's Soccer

### GAME-WINNING GOALS

1.	Jj Williams	9	2018
2.	Riley O'Neill	7	2006
3.	Greg Kotzbauer	4	1991
	Brian Dausman	4	1995
	Toby McComas	4	1995
	Lee Baker	4	1998
	Kalil Elmedkhar	4	2018
	Eythor Bjorgolfsson	4	2019
9.	9 players	3	

### ASSISTS

1.	Jamal Shteiwi	13	2003
2.	Matt Lodge	10	2011
	Charlie Reymann	10	2016
	Kalil Elmedkhar	10	2018
5.	Brian Dausman	9	1993
	Sean Endicott	9	1997
7.	Sean Mondelli	8	1997
	Jamal Shteiwi	8	2004
	Jj Williams	8	2018
10.	Tim Fisk	7	1995
	Nathan Fleetwood	7	2002
	Masumi Turnbull	7	2006
	Masumi Turnbull	7	2007
	Charles Pettys	7	2011
	Nicolai Fremstad	7	2018
	Marcel Meinzer	7	2018
	Kalil Elmedkhar	7	2019

### SHOTS ATTEMPTED

1.	Jj Williams	90	2018
2.	Matt Lodge	72	2012
3.	Riley O'Neill	69	2006
4.	Matt Lodge	62	2011
5.	Michael D'Agostino	61	2006
6.	Greg Kotzbauer	58	1992
7.	Jamal Shteiwi	57	2004
8.	Greg Kotzbauer	56	1991
	Jamal Shteiwi	56	2003
10.	Justin Laird	48	2014

### SAVES

1.	Matt Stanley	96	1992
2.	David Muse	95	1996
3.	Andy Gruenebaum	78	2004
4.	Andy Gruenebaum	76	2005
5.	Dan Williams	71	2007
6.	Chris West	70	1995
	Brian O'Leary	70	2000
8.	Callum Irving	67	2014
9.	Andy Gruenebaum	66	2003
10.	Tyler Beadle	63	2010

### GOALS AGAINST AVERAGE

(min. 1,000 minutes)

No.	Name	GA	Min	Avg.	Years
1.	Greg Raber	5	1,137	0.40	2001
2.	Enrique Facusse	11	2006	0.49	2018
3.	Callum Irving	13	1,772	0.66	2015
4.	Andy Gruenebaum	15	1,974	0.68	2003
5.	Chris West	15	1,963	0.69	1995
6.	Callum Irving	16	1,971	0.73	2014
7.	Dan Williams	15	1731	0.78	2009
8.	Stuart Ford	16	1805	0.80	2016
9.	Andy Gruenebaum	16	1,770	0.81	2004
	Dan Williams	18	1,995	0.81	2008

### SHUTOUTS

1.	Enrique Facusse	14	2018
	Chris West	12	1995
2.	Callum Irving	11	2014
3.	Andy Gruenebaum	10	2003
4.	Brian O'Leary	9	2000
	Callum Irving	9	2015
6.	Brian O'Leary	8	1999
	Stuart Ford	8	2016
	Enrique Facusse	8	2019
9.	David Muse	7	1996
	Greg Raber	7	2001
	Dan Williams	7	2008
	Dan Williams	7	2009
	Enrique Facusse	7	2017

### GAME RECORDS

#### POINTS

1.	Chris Soler	8	Georgetown (10/17/01)
2.	Michael Strong	7	Georgetown (9/6/06)
3.	Clint Stivers	6	E. Michigan (10/6/91)
	David Griffiths	6	E. Michigan (10/6/91)
	Greg Kotzbauer	6	Vanderbilt (10/18/91)
	Marc Theriault	6	Marshall (10/1/99)
	Jamal Shteiwi	6	BowlingGreen(10/15/04)
	Riley O'Neill	6	Florida Atlantic (8/25/06)
	Matt Lodge	6	IPFW (9/6/11)
	Dylan Asher	6	FIU (10/21/12)
	Tyler Riggs	6	Florida Atlantic (11/3/13)

#### GOALS

1.	Chris Soler	4	Georgetown (10/17/01)
2.	David Griffiths	3	E. Michigan (10/6/91)
	Greg Kotzbauer	3	Vanderbilt (10/18/91)
	Marc Theriault	3	Marshall (10/1/99)
	Jamal Shteiwi	3	BowlingGreen(10/15/04)
	Riley O'Neill	3	Florida Atlantic (8/25/06)
	Michael Strong	3	Georgetown (9/6/06)
	Matt Lodge	3	IPFW (9/6/11)
	Dylan Asher	3	FIU (10/21/12)
	Tyler Riggs	3	Florida Atlantic(11/3/13)

#### ASSISTS

1.	Brien Baltzell	3	Texas-Pan Am. (9/6/96)
	Lee Baker	3	UNC-Asheville (9/12/99)
	Jason Bell	3	Marshall (10/1/99)
	Barry Rice	3	Georgetown (9/6/06)
	Matt Lodge	3	Tulsa (10/12/11)
	Tyler Riggs	3	IPFW (9/6/11)
7.	46 times	2	

#### SHOTS

1.	Greg Kotzbauer	12	Ky. Wesleyan (10/2/91)
2.	Toby McComas	9	Valparaiso (9/2/95)
	Riley O'Neill	9	Michigan (9/13/06)
	Matt Lodge	9	IPFW (9/6/11)
	Matt Lodge	9	IPFW (9/25/12)
6.	Greg Kotzbauer	8	Xavier (9/19/92)
	John Monebrake	8	Bowling Green (10/5/01)
	Michael D'Agostino	8	Georgetown (9/14/05)
	Riley O'Neill	8	Belmont (9/2/06)
	Matt Lodge	8	Wright State (9/2/11)

#### SAVES

1.	Greg Kotzbauer	13	Alabama A&M (10/8/91)
	Matt Stanley	13	Lindsey Wilson (10/30/92)

3.	David Muse	12	at Akron (10/12/96)
	Matt Stanley	12	twice
5.	Chris West	11	Indiana (9/11/94)
	Brian O'Leary	11	at Saint Louis (11/18/00)
	Andy Gruenebaum	11	at FIU (9/30/05)
8.	Rob Strobel	10	Butler (9/7/91)
	Matt Stanley	10	Virginia Tech (10/17/93)
	Dan Williams	10	Louisville (8/30/06)

# KENTUCKY

## Men's Soccer

### TEAM RECORDS

#### Yearly Leaders

##### POINTS

Year	Player	Points
2018	JJ Williams	44
2017	JJ Williams	10
2016	Napo Matsoso	43
2015	Napo Matsoso	40
2014	Justin Laird	17
2013	Tyler Riggs	13
2012	Tyler Riggs	18
2011	Tyler Riggs	27
2010	Matt Lodge	11
2009	Matt Lodge	14
2008	Michael Strong	19
2007	Barry Rice	15
2006	Riley O'Neill	38
2005	Riley O'Neill	13
2004	Jamal Shteiwi	30
2003	Jamal Shteiwi	23
2002	Jamal Shteiwi	15
2001	John Monebrake	19
2000	Chris McDaniel	11
1999	Lee Baker	20
	Jason Bell	20
1998	Lee Baker	20
1997	Brien Baltzell	16
	Sean Mondelli	16
1996	Toby McComas	19
1995	Brian Dausman	26
1994	Toby McComas	21
1993	Greg Kotzbauer	16
1992	Greg Kotzbauer	24
1991	Greg Kotzbauer	33

##### GOALS

Year	Player	Goals
2018	JJ Williams	18
2017	5 Players	3
2016	Napo Matsoso	8
2015	Stefan Stojkovic	5
2014	Justin Laird	6
	Napo Matsoso	6
2013	Tyler Riggs	6
2012	Tyler Riggs	7
	Matt Lodge	7
2011	Tyler Riggs	11
2010	Tyler Riggs	5
2009	Matt Lodge	6
2008	Michael Strong	9
2007	Barry Rice	7
2006	Riley O'Neill	17
2005	Riley O'Neill	4
2004	Jamal Shteiwi	11
2003	Riley O'Neill	7
2002	Jamal Shteiwi	7
2001	John Monebrake	8
2000	Chris McDaniel	5
1999	Jason Bell	8
1998	Lee Baker	8
1997	Brien Baltzell	8
1996	Toby McComas	7
1995	Brian Dausman	11
1994	Toby McComas	10
1993	Greg Kotzbauer	7
1992	Greg Kotzbauer	11
1991	Greg Kotzbauer	16

##### ASSISTS

Year	Player	Assists
2017	JJ Williams	4
	Tanner Hummel	4
2016	Charlie Reymann	10
2015	Napo Matsoso	6
2014	Bryan Celis	6
2013	Justin Laird	6
2012	Jacob Kemper	5
2011	Matt Lodge	10
2010	Matt Lodge	3
2009	C.J. Tappel	3
	Marco dos Santos	3
2008	Chad Hagerty	6
2007	Masumi Turnbull	7
2006	Masumi Turnbull	7

2005	Michael D'Agostino	6
2004	Jamal Shteiwi	8
2003	Jamal Shteiwi	13
2002	Nathan Fleetwood	7
2001	Nathan Fleetwood	6
2000	Giovanni Fernandes	4
	Chris Soler	4
	Tyler Cook	4
1999	Lee Baker	6
1998	Lee Baker	4
1997	Sean Mondelli	8
1996	Sean Endicott	9
1995	Tim Fisk	7
1994	Brian Dausman	4
	Tim Fisk	4
1993	Brian Dausman	9
1992	Brian Dausman	5
1991	Greg Dyk	4

##### SHOTS

Year	Player	Shots
2018	JJ Williams	90
2017	Mikkel Pedersen	33
2016	Napo Matsoso	43
2015	Napo Matsoso	40
2014	Justin Laird	47
2013	Tyler Riggs	41
2012	Matt Lodge	72
2011	Matt Lodge	62
2010	Matt Lodge	32
2009	Matt Lodge	43
2008	Barry Rice	3
2007	Aaron Swanson	29
2006	Riley O'Neill	69
2005	Michael D'Agostino	38
2004	Jamal Shteiwi	57
2003	Jamal Shteiwi	56
2002	Nathan Fleetwood	43
2001	John Monebrake	37
2000	Chris McDaniel	32
1999	Lee Baker	43
1998	Michael Stickler	35
1997	Sean Mondelli	38
1996	Toby McComas	44
1995	Toby McComas	41
1994	Toby McComas	46
1993	Greg Kotzbauer	43
1992	Greg Kotzbauer	58
1991	Greg Kotzbauer	56

##### GOALS AGAINST AVERAGE

Year	Player	GAA
2018	Enrique Facusse	0.49
2017	Enrique Facusse	0.89
2016	Stuart Ford	0.80
2015	Callum Irving	0.66
2014	Callum Irving	0.70
2013	Callum Irving	1.09
2012	Jack Van Arsdale	1.10
2011	Tyler Beadle	1.57
2010	Tyler Beadle	1.30
2009	Dan Williams	0.78
2008	Dan Williams	0.81
2007	Dan Williams	1.78
2006	Matt Troop	0.68
2005	Andy Gruenebaum	0.97
2004	Andy Gruenebaum	0.81
2003	Andy Gruenebaum	0.68
2002	Greg Raber	1.32
2001	Greg Raber	0.40*
2000	Brian O'Leary	1.04
1999	Brian O'Leary	0.96
1998	Chris West	1.35
1997	Chris West	1.30
1996	David Muse	1.46
1995	Chris West	0.69
1994	David Muse	1.22
1993	Matt Stanley	1.70
1992	Matt Stanley	1.30
1991	Rob Strobel	1.08

\* led nation

##### SAVES

Year	Player	Saves
2018	Enrique Facusse	60
2017	Enrique Facusse	61
2016	Staurt Ford	44
2015	Callum Irving	55
2014	Callum Irving	63
2013	Callum Irving	46
2012	Jack Van Arsdale	58
2011	Tyler Beadle	50
2010	Tyler Beadle	63
2009	Dan Williams	54
2008	Dan Williams	59
2007	Dan Williams	71
2006	Dan Williams	57
2005	Andy Gruenebaum	76
2004	Andy Gruenebaum	78
2003	Andy Gruenebaum	66
2002	Greg Raber	44
2001	Brad Samelko	42
2000	Brian O'Leary	70
1999	Brian O'Leary	61
1998	Chris West	46
1997	Brian O'Leary	45
1996	David Muse	95
1995	Chris West	70
1994	Chris West	52
1993	Matt Stanley	59
1992	Matt Stanley	96
1991	Matt Stanley	42

#### Season Records

##### WINS

1.	19	2018
2.	16	1995
3.	14	2001
	14	2006
5.	13	2009
	13	1999
7.	12	1997
	12	1998
	12	2003
	12	2008

##### TIES

1.	6	2005
2.	5	2008
3.	4	1993
	4	2010
	4	2014
	4	2017
7.	3	1992
	3	1996
	3	2004
	3	2013

##### POINTS

No.	G	A	Pts.	Year
1.	49	53	151	2018
2.	49	46	144	1995
3.	44	45	133	2006
4.	39	47	125	2001
5.	41	41	123	2008
6.	35	49	119	2011
7.	39	36	114	1999
8.	34	29	97	1996
	41	15	97	1991
10.	36	24	96	1997

##### GOALS

1.	49	1995
	49	2018
3.	44	2006
4.	41	1991
	41	2008
6.	39	1999
	39	2001
8.	36	1997
9.	35	1992
	35	2011

# KENTUCKY

## Men's Soccer

### ASSISTS

1.	53	2018
2.	49	2011
4.	47	2001
5.	46	1995
6.	45	2006
7.	41	2008
8.	36	1999
9.	33	2003
10.	30	2000
	30	2013
	27	2012

### SHOTS ATTEMPTED

1.	351	2006
2.	311	1999
3.	306	2013
	306	2018
5.	300	2011
6.	284	2008
7.	274	2012
8.	273	2009
9.	269	2000
10.	265	1995

### CORNER KICKS

1.	133	1997
2.	133	2000
3.	131	1996
4.	125	2006
	125	2012
6.	122	2001
7.	119	2011
8.	117	1999
9.	110	2002
	110	2013

### FOULS

1.	492	1992
2.	416	1991
3.	390	2000
4.	383	2001
5.	378	2005
6.	352	1996
7.	351	2002
8.	347	2006
9.	338	1994
10.	336	1999

### GOALS AGAINST AVERAGE

No.	GA	Min.	GAA	Year
1.	11	2015	0.49	2018
2.	13	1784	0.66	2015
3.	15	2,014	0.67	2001
4.	15	1,974	0.68	2003
5.	16	2,070	0.70	1995
	14	1,801	0.70	2014
7.	15	1,731	0.78	2009
	19	1,967	0.78	2006
9.	16	1,791	0.80	2004
	18	2,012	0.80	2008

### SAVES

1.	118	1991
2.	117	2006
3.	96	1992
4.	95	1993
	95	1996
6.	88	1997
7.	85	2004
8.	82	1998
9.	81	2000
10.	80	2001

### SHUTOUTS

1.	14	2018
2.	12	1995
3.	11	2014
4.	10	2003
	10	2015
6.	9	2000
	9	2001
	9	2006

9	2016	
10.	8	1999
	8	2008

### Game Records

#### POINTS

1.	25	Georgetown (Ky.) (9/6/06)
2.	22	Georgetown (Ky.) (10/17/01)
3.	21	Eastern Michigan (10/6/91)
	21	Marshall (10/1/99)
5.	20	Florida Atlantic (11/3/13)
6.	19	New Mexico (10/21/18)
7.	18	Central Arkansas (8/29/08)
	18	Brown (9/18/11)
9.	17	Western Michigan (10/20/96)
10.	16	Western Michigan (10/13/95)
	16	UNC-Asheville (9/9/06)
	16	FIU (10/21/12)

#### GOALS

1.	8	Georgetown (Ky.) (9/6/06)
2.	7	Eastern Michigan (10/6/91)
	7	Georgetown (Ky.) (10/17/01)
4.	6	Western Michigan (10/20/96)
	6	Marshall (10/1/99)
	6	Central Arkansas (8/29/08)
	6	Florida Atlantic (11/3/13)
	6	New Mexico (10/26/18)
9.	5	15 times

#### GOALS IN A HALF

1.	5	Eastern Michigan (10/6/91)
	5	Western Michigan (10/20/96)
3.	4	Georgetown (Ky.) (9/21/94)
	4	Western Michigan (10/13/95)
	4	Texas-Pan Am (9/6/96)
	4	Marshall (10/1/99)
	4	Georgetown (Ky.) (10/17/01)
	4	Bowling Green (10/15/05)
	4	Central Arkansas (8/29/08)
	4	Detroit (8/31/08)
	4	IPFW (9/8/13)
	4	Florida Atlantic (11/3/13)
	4	New Mexico (10/21/18)

#### ASSISTS

1.	9	Marshall (10/1/99)
	9	Georgetown (Ky.) (9/6/06)
3.	8	Georgetown (Ky.) (10/17/01)
	8	Brown (9/18/11)
	8	Florida Atlantic (11/3/13)
6.	7	Eastern Michigan (10/6/91)
	7	UNC-Asheville (9/9/01)
	7	New Mexico (10/21/18)
8.	6	Western Michigan (10/13/95)
	6	UNC-Asheville (9/9/06)
	6	Central Arkansas (8/28/08)
	6	FIU (10/21/12)
	6	IPFW (9/8/13)

#### ASSISTS IN A HALF

1.	7	Florida Atlantic (11/3/13)
2.	6	Marshall (10/1/99)
	6	UNC Asheville (9/9/01)
	6	IPFW (9/8/13)
5.	5	Western Michigan (10/13/95)
	5	Texas-Pan Am (9/6/96)
	5	Western Michigan (10/20/96)
	5	Georgetown (Ky.) (10/17/01)
	5	Western Michigan (10/17/03)
	5	Georgetown (Ky.) (9/6/06)

#### SHOTS

1.	35	IPFW (9/8/13)
2.	31	Eastern Michigan (9/24/94)
3.	30	Georgetown (Ky.) (9/6/06)
	30	Marshall (10/18/06)
5.	28	Buffalo (10/15/99)
	28	Belmont (9/2/06)
	28	IUPUI (9/4/11)
	28	South Carolina (10/13/13)
	28	Marshall (10/13/18)
9.	27	Kentucky Wesleyan (10/2/91)

27	Eastern Michigan (10/9/93)
27	Western Michigan (10/3/97)

### SAVES

1.	13	Alabama A&M (10/8/91)
	13	Lindsey Wilson (10/30/92)
	13	Saint Louis (11/18/00)
4.	12	Evansville (9/9/92)
	12	Wright State (9/18/93)
	12	Akron (10/12/96)
7.	11	Indiana (9/11/94)
8.	10	Butler (9/7/91)
	10	Virginia Tech (10/17/93)
	10	Louisville (8/30/06)
	10	Michigan (9/14/07)

## MISCELLANEOUS

Highest Won-Loss Percentage	.864	2018
Lowest Won-Loss Percentage	.425	2013
Most Consecutive Wins	7	1998
Most Consecutive Home Wins	12	2018
Most Consecutive Road Wins	6	1995
Most Consecutive Losses	5	1998
Most Consecutive Home Losses	3	.....2002
Most Consecutive Road Losses	5	.....1996
Longest Undefeated Streak	15	2008
	10	2018
	9	2014
	7	1997
	7	1998
	7	2004
Longest Winless Streak	5	1996
	5	1998
Consec. Home Games w/o a Loss	12	2018
Consec. Home Games w/o a Win	4	2008
Consec. Away Games w/o a Loss	7	2014
Consec. Away Games w/o a Win	9	2010-11

### OPPONENT SEASON RECORDS

Most Points	110	1991
Fewest Points	39	2014
Most Goals	44	1991
Fewest Goals	15	2009
	15	2001
	15	2003
Most Assists	30	2002
Fewest Assists	8	2004
Most Shots	262	2005
Fewest Shots	155	2009
Most Corner Kicks	123	1991
Fewest Corner Kicks	74	2009
Most Shutouts	10	2003
Fewest Shutouts	0	2002
Most Fouls	405	1992
Fewest Fouls	215	1998
Most Saves	117	2006
Fewest Saves	65	1999

### OPPONENT SINGLE/GAME RECORDS

Most Points	24	Indiana	9/25/97
Most Goals	9	Indiana	9/25/97
Most Assists	7	Indiana	9/13/92
Most Shots	35	Fla. International	9/30/05
Fewest Shots	0	Marshall	9/13/95
	0	The Citadel	9/24/95
Most Saves	22	Eastern Michigan	9/24/94



# KENTUCKY

Men's Soccer

## MISCELLANEOUS RECORDS

### FASTEST GOAL

Rk	Time	Player	Opponent	Date
1.	0:18	Stephen Beiro	UAB	10/18/2008
2.	0:57	Tyler Riggs	High Point	11/16/2011
3.	1:12	Sean Mondelli	Western Michigan	10/13/1995
4.	1:30	Lee Baker	Western Michigan	10/31/1999
5.	2:06	Thomas Senecal	Southern Methodist	10/9/2005
6.	2:16	Brad Walker	Wright State	9/2/2011
7.	2:07	Michael D'Agostino	UW-Green Bay	8/26/2006
8.	2:10	Toby McComas	Valparaiso	9/2/1995
9.	2:12	Toby McComas	Arkansas-Little Rock	9/23/1995
10.	2:26	Michael Strong	Cincinnati	9/13/2008
11.	2:39	Dylan Asher	FIU	10/21/2012
12.	3:11	Antti Peltonen	UNC-Asheville	9/12/1999
13.	3:16	Chris McDaniel	Buffalo	10/13/2000
14.	3:33	Johnathan Skeeters	Georgetown College	9/21/1994
15.	3:56	Nathan Li	Bowling Green	10/5/2003

### FASTEST TWO GOALS

Rk	Time	Goal 1	Goal 2	Opponent	Date
1.	6:58	Antti Peltonen	Chris McDaniel	UNC-Asheville	9/12/1999
2.	7:00	Sean Mondelli	Todd Weissmueller	Western Michigan	10/13/1995
3.	8:44	Thomas Senecal	Tim Walters	East Carolina	10/16/2005
4.	9:49	Chris McDaniel	Jamal Shteiwi	Buffalo	11/8/2002
5.	10:52	Jamal Shteiwi	Michael D'Agostino	Buffalo	10/3/2004
6.	12:53	Lee Baker	Ryan Grady	Vanderbilt	9/27/1998
7.	18:02	Riley O'Neill	Jason Griffiths	Georgetown Coll.	9/6/2006
8.	20:28	Nathan Fleetwood	J.D. Stephenson	Georgetown Coll.	9/21/1994
9.	20:47	John Monebrake	Olli Lehtimaki	UNC Asheville	9/9/2001
10.	21:57	Sean Endicott	Todd Weissmueller	Western Kentucky	10/7/1995

### LATEST GOAL IN FIRST HALF

Rk	Time	Player	Opponent	Date
1.	44:50	Brian Dausman	Eastern Michigan	10/27/1995
2.	44:41	Jason Bell	Cleveland State	9/7/1997
3.	44:37	Marc Theriault	Bowling Green	10/20/2000
4.	44:35	Jamie Schuer	Western Kentucky	9/2/1997
5.	44:32	Pat Gerak	Evansville	10/13/1993
6.	44:20	Stephen Beiro	SMU	11/2/2008
7.	44:10	Monty Frazier	Virginia	8/30/2002
8.	43:59	Michael Strong	C. Arkansas	8/29/2008
9.	43:37	Riley O'Neill	Alabama A&M	9/20/2006
10.	43:27	Jason Prechter	Vanderbilt	10/10/1999
11.	43:16	Brent Rainey	Marshall	10/1/1999
12.	43:02	Thomas Senecal	Cincinnati	9/11/2003

### FASTEST SECOND HALF GOAL

Rk	Time	Player	Opponent	Date
1.	45:17	Matt Wilkerson	Bowling Green	10/10/1997
2.	45:21	Michael Strong	UAB	10/30/2004
3.	45:23	Tyler Riggs	Florida Atlantic	11/3/2013
4.	45:40	Brian DePriest	Belmont	9/22/1996
5.	45:40	Chris Soler	Northern Illinois	10/1/2000
6.	45:54	Lee Baker	Marshall	10/1/1999
7.	46:00	Brien Baltzell	Georgetown College	9/21/1994
	46:00	Tyler Riggs	Evansville	10/8/2013
9.	46:20	Giovanni Fernandes	Buffalo	10/15/1999
10.	46:21	Sean Mondelli	Western Michigan	11/6/1997
11.	46:32	Tyler Riggs	Marshall	10/30/2013
12.	46:56	Jamal Shteiwi	Bowling Green	10/15/2004
13.	46:58	Michael D'Agostino	Louisville	9/7/2004

### LATEST GOAL IN REGULATION

Rk	Time	Player	Opponent	Date
1.	89:58	Michael Stickler	Texas-Pan Am	9/6/1996
2.	89:53	Brad Doliner	UAB	9/29/2013
3.	89:50	Jason Bell	Cincinnati	9/26/1999
4.	89:48	Riley O'Neill	Gonzaga	9/9/2005
5.	89:35	Toby McComas	South Florida	10/28/1994
	89:35	Stefan Stojkovic	Notre Dame	9/9/2014
7.	89:29	Adam Walker	Buffalo	11/8/2002
8.	89:26	Isak Krogstad	FIU	10/26/2013
9.	89:20	Olli Lehtimaki	Washington	9/26/2003
10.	89:16	Giovanni Fernandes	North Carolina	9/16/2000
11.	89:00	Brian Dausman	Eastern Michigan	11/3/1995
12.	88:55	Jay Armstrong	Western Michigan	10/20/1996
13.	88:39	Jibrán Shteiwi	Ohio State	9/26/2004

### SHORTEST TIME BETWEEN GOALS

Rk	Time	Goal 1	Goal 2	Opponent	Date
1.	0:15	Michael Strong	Michael Strong	Marshall	10/1/08
2.	0:19	Sean Endicott	Tim Fisk	Valparaiso	9/2/1995
3.	0:36	Brad Frederick	Brad Frederick	Mount St. Mary's	9/17/2006
4.	0:42	John Monebrake	John Monebrake	Buffalo	10/14/2001
5.	0:47	Rob Frey	Michael Stickler	Buffalo	10/9/1998
6.	0:50	Michael D'Agostino	Barry Rice	Central Florida	10/11/2006
7.	0:56	Marc Theriault	Brent Rainey	Marshall	10/1/1999
8.	1:22	Greg Kotzbauer	Greg Lobring	UNC-Asheville	10/23/1993
9.	1:25	Tim Fisk	Sean Endicott	Valparaiso	9/2/1995
10.	1:35	Thomas Senecal	Tim Walters	East Carolina	10/16/2005
11.	1:36	Chris McDaniel	Jamal Shteiwi	Buffalo	11/8/2002

### OVERTIME GOALS (35)

Player	Opponent	Date	Time
David Griffiths	Bradley	9/15/1991	n/a
Alex DeFelipe	Kentucky Wesleyan	10/2/1991	n/a
Greg Kotzbauer	Xavier	9/19/1992	n
Greg Kotzbauer	Xavier	9/19/1992	n
Chad Holloway	Cincinnati	9/30/1992	n
Sean Mondelli	Indiana	9/10/1995	n/a
Chris Villamil	Louisville	9/20/1996	114:28
Brien Baltzell	UNLV	9/19/1997	98:31
Billy Dwyer	Eastern Michigan	10/12/1997	117:56
Lee Baker	Marshall	10/24/1997	102:50
Billy Dwyer	South Alabama	9/26/1998	116:17
Tyler Cook	Marshall	10/2/1998	103:32
Michael Stickler	Western Michigan	10/4/1998	109:19
Tyler Cook	Bowling Green	10/20/2000	94:49
Ilkka Jantti	Akron	11/17/2001	113:56
Jamal Shteiwi	Louisville	9/16/2003	103:27
Jamal Shteiwi	Marshall	10/26/2003	99:30
Michael Strong	Alabama A&M	10/17/2004	101:00
Riley O'Neill	South Carolina	9/27/2006	105:08
Riley O'Neill	Florida International	10/21/2006	101:57
Aaron Swanson	UCF	10/17/2007	107:79
Stephen Beiro	UAB	10/18/2008	99:50
Stephen Beiro	FIU	10/25/2008	102:40
Masumi Turnbull	UCF	10/28/2009	99:26
Sam Brooks	Evansville	9/26/2010	107:14
Sam Brooks	Marshall	10/6/2010	90:51
Matt Lodge	Evansville	9/16/2011	91:56
Brad Doliner	Old Dominion	10/4/2013	98:05
Justin Laird	Old Dominion	11/13/2013	92:35
Justin Laird	Xavier	9/16/2014	94:57
Ryan Creel	South Carolina	10/25/2014	108:53
Stefan Stojkovic	at New Mexico	10/4/2015	98:00
Andrew McKelvey	Marquette	8/25/17	98:06
Stefan Stojkovic	at ETSU	8/29/17	98:06
JJ Williams	Lipscomb	9/18/18	95:38
JJ Williams	Marshall	10/13/18	103:39

# KENTUCKY

Men's Soccer

## ALL TIME MULTI-GOAL GAMES

### 4 GOALS (1)

Player	Opponent	Date
Chris Soler	Georgetown Coll.	10/17/2001

### 3 GOALS (10)

Player	Opponent	Date
David Griffiths	Eastern Michigan	10/6/1991
Greg Kotzbauer	Vanderbilt	10/18/1991
Marc Theriault	Marshall	10/1/1999
Jamal Shteiwi	Bowling Green	10/15/2004
Riley O'Neill	Florida Atlantic	8/25/2006
Michael Strong	Georgetown Coll.	9/6/2006
Matt Lodge	IPFW	9/6/2011
Dylan Asher	FIU	10/21/2012
Tyler Riggs	Florida Atlantic	11/3/2013
Napo Matsoso	South Carolina	10/25/2014

### 2 GOALS (71)

Player	Opponent	Date
Clint Stivers	Ark.-Little Rock	9/29/1991
Greg Kotzbauer	Ark.-Little Rock	9/29/1991
Clint Stivers	Eastern Michigan	10/6/1991
Tom Neff	Eastern Michigan	10/6/1991
Greg Kotzbauer	Ohio State	10/20/1991
Greg Kotzbauer	Morehead State	10/26/1991
T. Weissmueller	Transylvania	9/16/1992
Greg Kotzbauer	Xavier	9/19/1992
Brian Dausman	Western Kentucky	10/15/1992
Greg Kotzbauer	Lindsey Wilson	10/30/1992
Greg Kotzbauer	Ohio State	11/3/1992
Pat Gerak	Evansville	10/13/1993
Toby McComas	Georgetown Coll.	9/21/1994
Toby McComas	Ohio State	10/19/1994
Sean Endicott	Valparaiso	9/2/1995
Brian Dausman	Ark.-Little Rock	9/23/1995
Sean Endicott	Western Kentucky	10/7/1995
Brian Dausman	Eastern Michigan	11/3/1995
Jamie Schuer	Texas-Pan Am	9/6/1996
Brian DePriest	Belmont	9/22/1996
Sean Mondelli	Indiana	10/24/1996
Chris Villamil	Bradley	9/6/1997
Brien Baltzell	UNLV	9/19/1997
Lee Baker	The Citadel	9/18/1998
Michael Stickler	Western Michigan	10/4/1998
Michael Stickler	Buffalo	10/9/1998
Tyler Cook	Miami (Ohio)	10/29/1998
Brent Rainey	Northern Illinois	11/1/1998
Jason Bell	UC Santa Barbara	9/3/1999
Michael Stickler	UC Santa Barbara	9/3/1999
Chris McDaniel	UNC-Asheville	9/12/1999
Lee Baker	Navy	9/17/1999
Jason Bell	Northern Illinois	11/12/1999
Logan LeCompte	Northern Illinois	10/1/2000
John Monebrake	UNC Asheville	9/9/2001
J.D. Stephenson	Western Michigan	9/21/2001
Antti Peltonen	Northern Illinois	9/12/2001
John Monebrake	Bowling Green	10/5/2001
John Monebrake	Buffalo	10/14/2001
Riley O'Neill	Appalachian State	10/3/2003

Jamal Shteiwi	Western Michigan	9/12/2004
Jamal Shteiwi	Buffalo	10/3/2004
Travis Young	UAB	10/23/2005
Riley O'Neill	Georgetown Coll.	9/6/2006
Riley O'Neill	UNC-Asheville	9/9/2006
Brad Frederick	Mount St. Mary's	9/17/2006
Riley O'Neill	Memphis	10/28/2006
Riley O'Neill	Memphis	11/1/2006
Jason Griffiths	Tulsa	11/3/2006
Aaron Swanson	UNC-Asheville	9/2/2007
Tim Crone	SMU	11/3/2007
Barry Rice	Marshall	10/24/07
Taylor White	C. Arkansas	8/29/2008
Michael Strong	C. Arkansas	8/29/2008
Tim Crone	Cincinnati	9/13/2008
Michael Strong	Marshall	10/1/2008
Michael Strong	Marshall	11/12/2008
Matt Lodge	SIU-Edwardsville	9/13/2010
Tyler Riggs	Michigan	8/28/2011
Tyler Riggs	Brown	9/18/2011
Charley Pettys	Tulsa	10/12/2011
Tyler Riggs	IPFW	9/25/12
Gabriel Conelian	IPFW	9/25/12
Isak Krogstad	IPFW	9/8/13
Brad Doliner	Old Dominion	10/4/13
Stefan Stojkovic	ETSU	8/29/17
Jj Williams	Louisville	9/4/18
Jj Willaims	ETSU	9/26/18
Jj Willaims	Indiana	10/3/18
Jason Reyes	New Mexico	10/21/18
Jj Willaims	Portland	11/18/18
Kalil Elmedkhar	Portland	11/18/18

### Consecutive Games With Goals

#### 7 GAMES (1)

Player	First	Last
Greg Kotzbauer	10/16/1991	10/30/1991

#### 6 GAMES (1)

Todd Weissmueller	10/4/1995	10/24/1995
-------------------	-----------	------------

#### 5 GAMES (2)

Greg Kotzbauer	10/21/1992	11/3/1992
Brian Dausman	9/23/1995	10/1/1995

#### 4 GAMES (4)

Toby McComas	10/4/1995	10/13/1995
Jamal Shteiwi	9/5/2004	9/12/2004
Riley O'Neill	9/2/2006	9/13/2006
Tyler Riggs	9/22/2012	10/3/2012

#### 3 GAMES (10)

Tim Fisk	10/24/1993	10/31/1993
Toby McComas	10/12/1996	10/20/1996
Chris Villamil	10/16/1996	10/24/1996
Matt Wilkerson	10/5/1997	10/12/1997
Billy Dwyer	9/26/1998	10/2/1998
Lee Baker	10/15/1999	10/20/1999

## CONSECUTIVE GAMES WITH GOALS

### 7 GAMES (1)

---

Player	First	Last
Greg Kotzbauer	10/16/1991	10/30/1991

### 6 GAMES (1)

---

Todd Weissmueller	10/4/1995	10/24/1995
-------------------	-----------	------------

### 5 GAMES (2)

---

Greg Kotzbauer	10/21/1992	11/3/1992
Brian Dausman	9/23/1995	10/1/1995

### 4 GAMES (4)

---

Toby McComas	10/4/1995	10/13/1995
Jamal Shteiwi	9/5/2004	9/12/2004
Riley O'Neill	9/2/2006	9/13/2006
Tyler Riggs	9/22/2012	10/3/2012

### 3 GAMES (13)

---

Tim Fisk	10/24/1993	10/31/1993
Toby McComas	10/12/1996	10/20/1996
Chris Villamil	10/16/1996	10/24/1996
Matt Wilkerson	10/5/1997	10/12/1997
Billy Dwyer	9/26/1998	10/2/1998
Lee Baker	10/15/1999	10/20/1999
Riley O'Neill	10/3/2003	10/11/2003
Barry Rice	10/13/2007	10/24/2007
Matt Lodge	9/11/2011	9/18/2011
Tyler Riggs	10/30/2013	11/5/2013
Jj Williams	8/31/2018	9/8/2018
Jj Williams	10/13/2018	10/28/2018
Jj Williams	11/9/2018	11/18/2018

# KENTUCKY

## Men's Soccer

### ACADEMIC HONORS

**COSIDA ACADEMIC ALL-AMERICA**

1995-96 Sean Endicott  
 2001-02 Ilkka Jantti  
 Chris McAlpine  
 2007-08 Chad Hagerty  
 2011-12 Tyler Riggs  
 2012-13 Tyler Riggs  
 2013-14 Tyler Riggs

**NSCAA SCHOLAR ALL-AMERICA**

2001 Ilkka Jantti  
 Antti Peltonen

**COSIDA ACADEMIC ALL-DISTRICT IV**

2000-01 Ilkka Jantti  
 Chris McAlpine  
 2001-02 Ilkka Jantti  
 Chris McAlpine  
 2003-04 Chris Austin  
 2004-05 Jamal Shteivi  
 2006-07 Chad Hagerty  
 2007-08 Chad Hagerty  
 2008-09 Chad Hagerty  
 2010-11 Tyler Riggs  
 2011-12 Tyler Riggs  
 2012-13 Tyler Riggs  
 2013-14 Tyler Riggs

**ACADEMIC ALL-GREAT LAKES REGION**

1995 Todd Weissmueller

**ACADEMIC ALL-NORTH CENTRAL REGION**

2000 Chris McAlpine

**ARTHUR ASHE SCHOLAR AWARD**

1998-99 Jason Bell  
 1999-2000 Jason Bell  
 Giovanni Fernandes

2005 Nathan Li

**SEC MCWHORTER FINALISTS**

2000 Jason Bell  
 2001 Giovanni Fernandes  
 2002 Ilkka Jantti  
 2003 Chris Austin  
 2007 Nathan Li

**SEC ACADEMIC HONOR ROLL**

1998 Lee Baker  
 Jason Bell  
 Billy Dwyer  
 John Hinds  
 Jay Marshall  
 Michael Stickler  
 Chris West  
 1999 Lee Baker  
 Jason Bell  
 Tyler Cook  
 Giovanni Fernandes  
 Rob Frey  
 Ilkka Jantti  
 Lee London  
 Chris McAlpine  
 Brian O'Leary  
 Michael Stickler  
 Marc Theriault  
 2000 Lee Baker  
 Jason Bell  
 Eddie Davis  
 Giovanni Fernandes  
 Rob Frey  
 Ilkka Jantti  
 Rob Mayer  
 Chris McAlpine  
 Brian O'Leary  
 Antti Peltonen  
 Marc Theriault  
 Greg Bironas  
 Tyler Cook  
 Giovanni Fernandes  
 Ryan Grady  
 Ilkka Jantti  
 Rob Mayer  
 Chris McAlpine  
 Antti Peltonen  
 Craig Pykett  
 Jay Riney  
 Chael Soler  
 Randy Strobo  
 Marc Theriault  
 2002 Chris Austin  
 Brian Carmany  
 Lucas Grayson

Olli Lehtimaki  
 Brook Pearce  
 Craig Pykett  
 Thomas Senecal  
 2013 Jamal Shteivi  
 Adam Walker  
 Chris Austin  
 Brian Carmany  
 Lucas Grayson  
 Brook Pearce  
 Craig Pykett  
 Thomas Senecal  
 Adam Walker  
 Jarret Christie

**SEC FIRST YEAR ACADEMIC HONOR ROLL**

2005 J.R. Kenny  
 Chris Lefferts  
 Olli Lehtimaki  
 Nathan Li  
 Jamal Shteivi  
 2006 Andrew Alexander  
 Matt Baum  
 Joey Grigsby  
 Andy Gruenebaum  
 Nathan Li  
 Matt McAlpine  
 Alex McDonald  
 2009 Brannan Sapp  
 Aaron Sheffield  
 Brett Smith  
 Nathan Marks  
 Andrew Alexander  
 2010 Matt Baum  
 Patrick Conyca  
 Brad Frederick  
 Joey Grigsby  
 Ryan Jones  
 Nathan Li  
 Luke Maitland  
 Adam Midkiff  
 Jon Townsend  
 Matt Troop  
 Masumi Turnbull  
 Matt Weiler  
 Reid Baker  
 2008 Tyler Burns  
 Lucas Carden  
 Tim Crone  
 George Davis IV  
 Jason Griffiths  
 Chad Hagerty  
 Bingy Lara  
 Masumi Turnbull  
 2009 Josh Albers  
 Tyler Burns  
 Tim Crone  
 George Davis IV  
 Shaun Deliberato  
 Chad Hagerty  
 Patrick Martineau  
 Tim Muessig  
 Joseph Peglow  
 Cameron Reilly  
 Thomas Zimmerman  
 2010 Josh Albers  
 Kevin Corby  
 Shaun Deliberato  
 Jacob Kemper  
 Drew Midkiff  
 Steven Perinovic  
 Ellis Vienne  
 Cameron Wilder  
 Pedro Andreoni  
 Sam Brooks  
 Craig Heard  
 Jacob Kemper  
 Josh Mulvany  
 Steven Perinovic  
 Tyler Riggs  
 Cameron Wilder  
 2012 Marco Bordon  
 Jacob Kemper  
 Steven Perinovic

Tyler Riggs  
 Jack Van Arsdale  
 2006 Cameron Wilder  
 Callum Irving  
 Isak Krogstad  
 Justin Laird  
 Steven Perinovic  
 Jason Pitts  
 Tyler Riggs  
 Jacob Searce  
 Dimitri DeChurch-Silva  
 Jack Van Arsdale

**SEC FIRST YEAR ACADEMIC HONOR ROLL**

2005 Brad Frederick  
 Jess Mitchell  
 2007 Masumi Turnbull  
 Robert Victor  
 Travis Young  
 Barry Rice  
 Matt Weiler  
 Tyler Burns  
 2007 Jirijoonas Kanth  
 Miles McDougal  
 Cody Smith  
 Matt Zirretta  
 Jacob Kemper  
 Steven Perinovic  
 Byron Vega  
 Cameron Wilder  
 Sam Brooks  
 Craig Heard  
 Nick McGregor  
 Tyler Riggs  
 2008 Jack Van Arsdale  
 Lawson Crider  
 Callum Irving  
 Isak Krogstad  
 Jason Pitts  
 Jacob Searce  
 Alex Bumpus  
 Ryan Creel  
 Kaelon Fox  
 Sam Miller  
 Cameron Mohseni  
 Charlie Reymann  
 Paul Sime  
 Jordan Wilson

**CONFERENCE USA ACADEMIC MEDALISTS (3.75 CUMULATIVE GPA OR HIGHER)**

2005 Aaron Sheffield  
 Brad Frederick  
 Rob Victor  
 2006 Ryan Blackwell  
 Lucas Carden  
 2007 Chad Hagerty  
 Matt Zirretta  
 Lucas Carden  
 2008 Shaun Deliberato  
 Chad Hagerty  
 Patrick Martineau  
 Masumi Turnbull  
 2009 Chad Hagerty  
 Tim Muessig  
 Patrick Martineau  
 2011 Craig Heard  
 Tyler Riggs  
 Jack Van Arsdale  
 2012 Lawson Crider  
 Tyler Riggs  
 Jack Van Arsdale

**CONFERENCE USA COMMISSIONERS ACADEMIC HONOR ROLL**

2005 Andrew Alexander  
 Matthew Baum  
 Joey Grigsby  
 Andy Gruenebaum  
 Nathan Li  
 2012 Matt McAlpine  
 Alex McDonald  
 Brannan Sapp  
 Aaron Sheffield  
 Nathan Marks  
 Michael D'Agostino  
 Ryan Jones  
 Jess Mitchell  
 Matt Troop  
 Rob Victor  
 Travis Young

**ACADEMIC ALL-MAC**

1995 Brian Dausman  
 Pat Gerak  
 Todd Weissmueller  
 Kirk Vidra  
 Tim Fisk  
 1996 Sean Endicott  
 Jason Bell  
 1997 Rick Dengelegi  
 John Hinds  
 Michael Stickler  
 Lee Baker  
 Aaron Sheffield  
 Matt Troop  
 Masumi Turnbull  
 Matt Weiler  
 Andrew Alexander  
 1999 Reid Baker  
 Tyler Burns  
 Lucas Carden  
 John Dant  
 Brad Frederick  
 Chad Hagerty  
 Ryan Jones  
 Jirijoonas Kanth  
 Luke Maitland  
 Nathan Marks  
 Miles McDougal  
 Adam Midkiff  
 Cody Smith  
 Jon Townsend  
 Matt Troop  
 Masumi Turnbull  
 Matt Weiler  
 Matt Zirretta  
 Reid Baker  
 Tyler Burns  
 Lucas Carden  
 Tim Crone  
 George Davis IV  
 Shaun Deliberato  
 Greg Goldbach  
 Jason Griffiths  
 Chad Hagerty  
 Mark Lavery  
 Patrick Martineau  
 Tim Muessig  
 Joseph Peglow  
 Cameron Reilly  
 Masumi Turnbull  
 Thomas Zimmerman  
 2009 Josh Albers  
 Tyler Burns  
 Tim Crone  
 George Davis IV  
 Shaun Deliberato  
 Chad Hagerty  
 Jacob Kemper  
 Patrick Martineau  
 Joseph Peglow  
 Steven Perinovic  
 Cameron Reilly  
 Byron Vega  
 Thomas Zimmerman  
 Josh Albers  
 Sam Brooks  
 Shaun Deliberato  
 Craig Heard  
 Jacob Kemper  
 Nick McGregor  
 Steven Perinovic  
 Charles Pettys  
 Tyler Riggs  
 Ellis Vienne  
 Cameron Wilder  
 Pedro Andreoni  
 Sam Brooks  
 Craig Heard  
 Jacob Kemper  
 Steve Perinovic  
 Tyler Riggs  
 Jack Van Arsdale  
 Cameron Wilder

**CONFERENCE USA ALL-ACADEMIC TEAM**

2018 Sam Stockton  
 Leon Jones

**SEC GOOD WORKS TEAM**

2002 Ilkka Jantti

**UK SOCIETY OF CHARACTER**

Andrew Alexander  
 Chris Austin  
 Lee Baker  
 Matt Baum  
 Jason Bell  
 Dan Ferriter  
 Giovanni Fernandes  
 Ilkka Jantti  
 J.R. Kenny  
 Olli Lehtimaki  
 Nathan Li  
 Chris McAlpine  
 Craig Pykett  
 Brannan Sapp  
 Jamal Shteivi  
 Marc Theriault

**CATSPY MR. WILDCAT**

2007 Nathan Li

**CATSPY STUDENT-ATHLETE OF THE YEAR**

2005 Jarret Christie

**CATSPY SUPPORTING ROLE**

2006 Brannan Sapp  
 2008 Bingy Lara

**CATSPY MALE SCHOLAR ATHLETE OF THE YEAR**

2014 Tyler Riggs

**CATSPY ACADEMIC TEAM OF THE YEAR**

2005-06 Adam Pettys  
 2006-07 Jason Pitts  
 2007-08 Tyler Riggs  
 Jack Van Arsdale  
 Cameron Wilder

**NSCAA TEAM ACADEMIC AWARD**

1999-00