

Ole Miss

2022 FOOTBALL GAME NOTES

OLE MISS (4-0)

Rankings AP: 14 | Coaches: 11
Last Game W, 35-27 (vs. Tulsa)
2022 Streak W4
Head Coach Lane Kiffin
 Career Collegiate Record 80-42
 Years as College Head Coach 11th Season
 Record at Ole Miss 19-8
 Years at Ole Miss 3rd Season
 Record vs. Kentucky 2-0

KENTUCKY (4-0)

Rankings AP: 7 | Coaches: 8
Last Game W, 31-23 (vs. Northern Illinois)
2022 Streak W4
Head Coach Mark Stoops
 Career Collegiate Record 63-53
 Years as College Head Coach 10th Season
 Record at Kentucky 63-53
 Years at Kentucky 10th Season
 Record vs. Ole Miss 0-2

SERIES HISTORY

Series Record Ole Miss leads 28-14-1*
 (original record) Ole Miss leads 29-14-1
In Oxford Ole Miss leads 7-2*
 (original record) Ole Miss leads 8-2
In Lexington Series tied 11-11-1
At Neutral/Other Site Ole Miss leads 10-1
Last Meeting 2020, in Lexington
First Meeting 1944, in Lexington
Current Streak Ole Miss, W2
Largest Win OM: 37-7, 1956 | UK: 47-0, 1949
 * 2010 Ole Miss win vacated due to NCAA ruling

THE REBEL RECORD

First Year of Football: 1893
Number of Seasons Playing Football: 128
All-Time Overall Record: 661-540-35
All-Time Bowl Record: 24-14
Total Bowl Appearance: 39
All-Time Overtime Record: 7-9

GAME

5



VS.



DATE: Oct. 1, 2022

TIME: 11 a.m. CT

LOCATION: Vaught-Hemingway Stadium • Oxford, Miss.

TV: ESPN - Sean McDonough, Todd Blackledge, Molly McGrath, Todd McShay

HOME RADIO: David Kellum (pxp), Harry Harrison (analyst), Richard Cross (sidelines)

WHAT TO WATCH FOR

- Ole Miss and Kentucky will be meeting for the 45th time in a series that dates back to 1944.
- The Rebels lead the all-time series vs. the Wildcats 28-14-1 ... The original record is 29-14-1 but Ole Miss vacated a win in 2010 due to NCAA ruling.
- Ole Miss holds a 7-2 edge in games played in Oxford, Mississippi.
- The home team has won the four of the last six contests in the series.
- Dating back to Nov. 14, 2020, the Rebels have won 12 straight home games, the longest winning streak in Oxford since winning 12 straight contests from 1960 to 1964 ... The streak is sixth amongst Power 5 programs.
- Ole Miss is one of only four FBS teams (Georgia, Alabama, Minnesota and Ole Miss) averaging 40 or more points and giving up 10 or fewer points per game.
- Ole Miss is off to its first 4-0 start since the 2015 season.
- The Rebels rank No. 4 in the FBS in team coverage with a Pro Football Focus grade of 92.7.
- 56 of the 125 players (45 percent) on the Rebel roster are newcomers and are in their first season at Ole Miss.
- RB **Quinshon Judkins** is second in the country with 33 missed tackles forced.
- Judkins (107.2) and **Zach Evans** (91.2) are one of two pairs of teammates in the country averaging 90-plus yards rushing per game.
- WR **Jonathan Mingo** is No. 2 in the SEC and No. 13 in FBS in yards per reception (21.4).
- LB **Khari Coleman** ranks third in the FBS in tackles for loss per game (2.2).
- DT **KD Hill** was awarded the Chucky Mullins Courage Award and will wear No. 38 throughout the 2022 season.

1999

For the first time since 1999, Ole Miss has had at least one runner rush for 100 or more yards in four straight games.

0.50

The Rebels lead the conference and are No. 6 nationally allowing just 0.50 sacks per game.

280.8

Ole Miss leads the SEC and ranks No. 4 in FBS with 280.8 rushing yards per game through the season's first three contests.

2022 SCHEDULE

Troy Sept. 3 W, 28-10 SECN	UCA Sept. 10 W, 59-3 SECN+/ESPN+	at Georgia Tech Sept. 17 W, 42-0 ABC	Tulsa Sept. 24 W, 35-27 SECN	Kentucky* Oct. 1 11 a.m. ESPN	at Vanderbilt* Oct. 8 TBD	Auburn* Oct. 15 TBD	at LSU* Oct. 22 TBD	at Texas A&M* Oct. 29 TBD	Alabama* Nov. 12 TBD	at Arkansas* Nov. 19 TBD	MSU* Nov. 24 6 p.m. ESPN

OLE MISS ATHLETICS COMMUNICATIONS

Kyle CampbellAssociate A.D. for Brand Strategy
 Email: kyle@olemiss.edu
Duties: Primary Contact, Interviews

Brad Sheffield Director
 Email: brads@olemiss.edu
Duties: Credentials, Parking, Notes, Flipcard, Interviews

Alex Sims Associate Director
 Email: apsims@olemiss.edu
Duties: Digital Program

Tyler Wooten Associate Director
 Email: tjwooten@olemiss.edu

Connor Allen Assistant Director
 Email: callen7@olemiss.edu

Madeline Marshall Assistant Director
 Email: mymarsh1@olemiss.edu

Conlan Birdsall Communications Assistant
 Email: csbirdsall@go.olemiss.edu

Zane Goedderz Communications Assistant
 Email: zdgoedde@go.olemiss.edu

Josie Hutton Communications Assistant
 Email: jhutton@go.olemiss.edu

QUICK FACTS

School: Ole Miss (University of Mississippi)
Nickname: Rebels
Location: Oxford, Mississippi
Founded: Nov. 6, 1848
Enrollment: 21,203
Colors: Cardinal Red (PMS 186) and Navy Blue (PMS 2767)
Conference: Southeastern (SEC)
Stadium: Vaught-Hemingway Stadium/Hollingsworth Field
Capacity/Playing Surface: 64,038/Natural Grass
Chancellor: Dr. Glenn Boyce
Athletics Director: Keith Carter
Faculty Representative: Ron Rychlak
Athletics Department Phone: (662) 915-7241
University Website: www.OleMiss.edu
Athletics Website: www.OleMissSports.com
Gameday/Ticketing Website: www.OleMissGameday.com

OLE MISS

The University of Mississippi
 No. 1 Most Beautiful Campus (Newsweek)
 Top 20 Best Buy Colleges (Forbes)
 Top 10 Safest Campuses in the Nation (CollegeSafe.com)
 Top 10 Accountancy School (Public Accounting Report)
 Top 5 Law School for value & job placement (National Jurist)
 Carnegie R-1: Doctoral University - Highest Research Activity

Tailgating in The Grove
 Nation's No. 1 Tailgating School (Sports Illustrated)
 "The Holy Grail of tailgating sites" (The Sporting News)
 "The mother and mistress of outdoor ritual mayhem"
 (New York Times)
 "In Oxford lies the most magical place on all of God's
 green, football-playing Earth: the Grove." (SI on Campus)

OXFORD, MISSISSIPPI

No. 1 College Town in America (ESPN)
 No. 2 College Town in America (Livability.com)
 No. 2 College Football Town (NCAA.com)
 No. 4 Best Southern College Town (Southern Living)
 Top 6 College Towns in America (USA Today)
 No. 7 College Football Town (Sports Illustrated)
 Top 10 Coolest College Towns in America (Travel & Leisure)

OLE MISS MEDIA SCHEDULE GAME WEEK

SUNDAY	MONDAY	TUESDAY	WEDNESDAY	THURSDAY	FRIDAY
• Off day	• Practice closed • Kiffin presser at noon CT • Players available following Kiffin	• Select practice availability • Players available after practice approximately 11:45 a.m. CT	• Practice closed • Kiffin SEC teleconference at noon CT	• Practice closed • No interviews • Reb Talk radio show 6 p.m. at Bourne	• Practice closed • No interviews

PRESS CONFERENCES/INTERVIEWS: Ole Miss will hold its weekly fall press conference each Monday of the regular season beginning at 11:45 a.m. CT. Various Ole Miss coaches and staff will be first, followed by head football coach Lane Kiffin at noon. The press conference is streamed live on SEC Network+ (ESPN App). Players will follow Coach Kiffin at the Monday press conference. Select players will be also available at approximately noon on Tuesday, while Coach Kiffin will be available Wednesday on the SEC teleconference (noon). There is no media availability on Thursday or Friday. Times are subject to change.

SEC WEEKLY TELECONFERENCE: Coach Kiffin will be available on the weekly Southeastern Conference teleconference every Wednesday, beginning week one and concluding the final week of the regular season (noon). The number is available through the SEC office at 205-458-3000.

PRACTICES: Practice footage is available periodically on the Ole Miss FTP site. At open practices, video is permitted for stretch only, and use of footage from practices must be limited to three minutes per day. Photographers must use tight shots and no formations.

WORKING CREDENTIALS: To request game credentials, go to Ole Miss' online credentialing site: www.sportssystem.com/OleMiss. Credential requests must be made as early as possible by the sports director of each media outlet and are limited to those media who will be attending the game in a working capacity. Media must approve the SEC Media Policy before requesting credentials. Media credentials are allotted on the following basis: 1) websites whose primary purpose is to gather and disseminate news and who have an affiliation with a nationally recognized media entity/network; 2) daily newspapers; 3) network affiliate television stations; 4) magazines, non-broadcast radio stations and weekly newspapers.

PARKING: Gameday media parking will be located in the garage adjacent to The SJB Pavilion. Each pass is for a specific numbered parking spot. Cars parked in the wrong spot will be towed. Parking passes may not be picked up at media will-call and must be requested during credential application process.

MEDIA GATE/WILL-CALL: Media will enter Gate 35 on the west side of the stadium beginning three hours prior to kickoff. The media will-call table will be located beside the elevators on the concourse level of The SJB Pavilion. Photographers may receive a vest at this location.

PHOTOGRAPHERS/SIDELINE ACCESS: All photographers must wear a photo vest in order to be admitted to the sidelines. This may be received beside the elevators on the concourse level of The SJB Pavilion. Gameday flip cards will be available there or in the photo workroom, which is located next to the visiting team locker room off the southeast corner of the field. Per NCAA rules, images or likeness of current student-athletes may not be sold, distributed or used for commercial purposes without appropriate consent.

SIDELINE ACCESS: Excluding select portions of the game, media sideline access is reserved for photographers/ videographers. Credentialed photographers/videographers who arrive at media will-call without proper equipment will not be granted a vest for sideline access. When on the sideline, media must remain outside the bench area and may not shoot behind the benches. During pre-game activities, media must remain in the designated area, as posted in the photo workroom, until the team leaves the field after warm-ups.

VIDEO CONTENT: Press conferences, media opportunities, practices and any form of competition may not be broadcast live, including Facebook Live and related media, without prior consent of the athletics department. Use of footage from practices is limited to three minutes per day. This includes content obtained via FTP. Press conferences, practice footage and other content are available for media on the Rebels' official YouTube page: www.youtube.com/OleMissSports/videos. Ole Miss also offers free FTP downloads of this content for television stations to use during regularly scheduled newscasts. All content should be credited to Ole Miss Sports Productions.

RECRUITS: Per NCAA rules, media are not permitted to have contact with a prospect or family members of a prospect during their official visit, including prospects in attendance at practice or games. In addition, media are forbidden from videoing or photographing prospects during their visit. Media are also asked to make every effort to keep distance from prospects on campus, including at practice, during pre-game activities on the sidelines and in the stands.

RADIO RIGHTS: The radio rights to Ole Miss Football are provided by IMG College in partnership with TeleSouth Communications Inc. Visiting networks planning to originate from Vaught-Hemingway Stadium/ Hollingsworth Field are issued credentials by the Ole Miss Athletics Communications office. Broadcast lines should be ordered through AT&T (1-877-438-0041). Visiting networks may also wish to contact Cabell Philpott with IMG College (336-831-0719 or cabell.philpott@imgworld.com), concerning the SEC's network agreement.

RADIO/TELEVISION SHOW: The RebTalk radio show gives fans the opportunity to ask Coach Kiffin questions concerning Ole Miss Football. The talk show, hosted by David Kellum, will air every Thursday during the season at 7 p.m. "The Season: Ole Miss Football" is an award-winning, weekly 30-minute show produced by Ole Miss Sports Productions. It debuts Wednesdays at 6 p.m. CT on TheSeasonOleMiss.com and airs on ESPN.

TEAM STATISTICS

OLE MISS	OPPONENT	CATEGORY	KENTUCKY	OPPONENT
164	40	Total Points	125	52
108	71	First Downs	81	52
60	34	By Rushing	22	17
39	33	By Passing	52	30
9	4	By Penalty	7	5
1,123	477	Rushing Yards	326	433
194	150	Rushing Attempts	135	117
5.8	3.2	Yards Per Rush	2.4	3.7
280.8	119.3	Rushing Yards Per Game	81.5	108.3
829	773	Passing Yards	1,185	655
62-104	83-145	Pass Completions-Attempts	79-117	59-117
207.3	193.3	Passing Yards Per Game	296.3	163.8
1,952	1,250	Total Offense	1,511	1,088
298	295	Total Offensive Plays	252	234
488.0	312.5	Total Offense Per Game	377.8	272.0
11-3	7-3	Fumbles-Lost	7-2	3-1
24-211	25-210	Penalties-Yards	18-122	23-164

INDIVIDUAL STATISTICS

OLE MISS

Rushing	Att.	Yds.	Avg.	TD
Quinshon Judkins	70	429	6.1	5
Zach Evans	59	365	6.2	4
Jaxson Dart	29	201	6.9	0
Passing	Comp.	Att.	Yds.	TD/Int.
Jaxson Dart	51	82	697	5/2
Luke Altmeyer	8	17	125	2/1
Receiving	Rec.	Yds.	Avg.	TD
Jonathan Mingo	12	257	21.4	1
Malik Heath	13	220	16.9	3
Michael Trigg	13	87	6.7	3
Punting	No.	Yds.	Avg.	Long
Fraser Masin	15	629	41.9	51
Punt Returns	No.	Yds.	Avg.	Long
Jordan Watkins	5	55	9.2	22
Kickoff Returns	No.	Yds.	Avg.	Long
Dayton Wade	4	87	21.8	30
Scoring	TD	FG	PAT	Total
Quinshon Judkins	5	-	-	30
Tackles	UT-AT	TT	TFL	Other
Troy Brown	15-14	29	0.5	4 QBH
Tysheem Johnson	14-13	27	2.0	1 QBH
A.J. Finley	14-9	23	0.0	1 INT
Otis Reese	9-11	20	2.5	1 SACK

KENTUCKY

Rushing	Att.	Yds.	Avg.	TD
Kavosiey Smoke	51	263	5.2	1
La'VEIL Wright	29	76	2.6	0
JuTahn McClain	9	31	3.4	0
Passing	Comp.	Att.	Yds.	TD/Int.
Will Lewis	79	117	1,185	10/4
Receiving	Rec.	Yds.	Avg.	TD
Tayvion Robinson	20	349	17.5	2
Dane Key	15	241	16.1	3
Barion Brown	13	201	15.5	2
Punting	No.	Yds.	Avg.	Long
Colin Goodfellow	13	528	40.6	60
Punt Returns	No.	Yds.	Avg.	Long
Tayvion Robinson	9	54	6.0	23
Kickoff Returns	No.	Yds.	Avg.	Long
Barion Brown	3	122	40.7	100
Scoring	TD	FG	PAT	Total
Matt Ruffolo	-	7-8	14-14	35
Tackles	UT-AT	TT	TFL	Other
Jacquez Jones	8-18	26	1.5	1 SACK
DeAndre Square	8-13	21	0.0	3 PBU
Jordan Lovett	8-9	17	0.0	1 PBU
Jordan Wright	9-7	16	4.0	1 INT

LAST FIVE GAMES AGAINST KENTUCKY

Oct. 3, 2020 • Lexington, Ky. • Ole Miss 42, Kentucky 41 (OT): Matt Corral was 24-for-29 passing with 320 yards as Ole Miss overcame a 14-point second-half deficit to knock off Kentucky, 42-41, in overtime for the first win of the Lane Kiffin era in Oxford. The Wildcats led 28-14 in the third quarter, but the Rebels scored three unanswered touchdowns. UK responded with a score of its own to force OT, but the Wildcats missed an extra point attempt in overtime, setting the stage for the Rebel victory.

Nov. 4, 2017 • Lexington, Ky. • Ole Miss 37, Kentucky 34: Freshman receiver D.K. Metcalf won a jump ball in the corner of the end zone for the game-winning touchdown with 0:05 left on the clock. Quarterback Jordan Ta'amu was 31-for-40 for 382 yards and four scores, including two to Metcalf in the SEC road victory.

Nov. 5, 2011 • Lexington, Ky. • Kentucky 30, Ole Miss 13: Freshman Nickolas Brassell totaled 96 all-purpose yards and a touchdown, but Ole Miss fell to Kentucky 30-13 at Commonwealth Stadium. Ole Miss used two field goals (31, 37) by junior Bryson Rose to take a 6-0 lead

after the first quarter but UK scored 20 points in the fourth quarter to close out the win.

Oct. 2, 2010 • Oxford, Miss. • Ole Miss 42, Kentucky 35: Quarterback Jeremiah Masoli wasn't amazing, but thanks to some help from his defense, he was certainly opportunistic as Ole Miss beat Kentucky 42-35. Ole Miss pulled away in the second half, putting together drives of 75 and 60 yards, respectively, to take a 35-20 lead by the end of the third quarter. The Rebels added another touchdown early in the fourth quarter on a 4-yard pass from Masoli to Ferbia Allen for a 42-20 lead. Ole Miss' Brandon Bolden rushed for 108 yards and a touchdown on 23 carries. It was his first 100-yard rushing game against an SEC opponent.

Sept. 16, 2006 • Lexington, Ky. • Kentucky 31, Ole Miss 14: Myron Pryor caused three key turnovers and Dicky Lyons Jr. caught his fifth and sixth touchdowns of the season as Kentucky defeated Ole Miss 31-14 to win its first SEC opener in 19 years. Ole Miss got on the board first after Rafael Little fumbled, giving the ball to the Rebels near midfield.

TOP REBEL PERFORMANCES VS. KENTUCKY

INDIVIDUAL

Rushing Yards: Deuce McAllister, 24-188, 10-10-1998
 Passing Yards: Archie Manning, 33-52-1-436 (2 TDs); 10-4-1969
 Receptions: Floyd Franks, 13-191 (TD); 10-4-1969
 Receiving Yards: Floyd Franks, 13-191 (TD); 10-4-1969
 All-Purpose: John Avery, 292; 10-25-1997
 Scoring: Archie Manning, 18 (3 TDs); 10-4-1969
 Kickoff Return yards: Deuce McAllister, 152 (6 ret); 10-16-1999

TEAM

Points Scored: 42, 2x, MR (W, 42-41, OT); 2020 in Lexington
 Points Allowed: 47 (L, 0-47); 1949 in Oxford

SERIES HISTORY

Ole Miss leads 27-14-1




Original Record: Ole Miss leads 28-14-1
 In Oxford: Ole Miss leads 7-2
 Original Record in Oxford: Ole Miss leads 8-2
 In Lexington: Kentucky leads 11-10-1
 In Jackson: Ole Miss leads 5-1
 In Memphis: Ole Miss leads 5-0

Longest Ole Miss Win Streak: 8, 1956-1963
 Longest Kentucky Win Streak: 2, 3x, MR: 1978-1979

Largest Margin of Victory: 30 (37-7), 1956 in Memphis
 Largest Margin of Defeat: 47, (47-0), 1949 in Oxford

Year	Site	Score	Year	Site	Score
1944	Lexington	L, 7-27	2020	Lexington, W	42-41 (OT)
1945	Memphis	W, 21-7			
1946	Lexington	L, 6-20			
1947	Oxford	W, 14-7			
1948	Lexington	W, 20-7			
1949	Oxford	L, 0-46			
1950	Lexington	L, 0-27			
1951	Oxford	W, 21-17			
1952	Lexington	T, 13-13			
1953	Oxford	W, 22-6			
1954	Memphis	W, 28-6			
1955	Lexington	L, 14-21			
1956	Memphis	W, 37-7			
1957	Lexington	W, 15-0			
1958	Memphis	W, 27-6			
1959	Lexington	W, 16-0			
1960	Memphis	W, 21-6			
1961	Lexington	W, 20-6			
1962	Jackson	W, 14-0			
1963	Lexington	W, 31-7			
1964	Jackson	L, 21-27			
1965	Lexington	L, 7-16			
1966	Jackson	W, 17-0			
1967	Lexington	W, 26-13			
1968	Jackson	W, 30-14			
1969	Lexington	L, 9-10			
1970	Jackson	W, 20-17			
1971	Lexington	W, 34-20			
1978	Oxford	L, 17-24			
1979	Lexington	L, 3-14			
1986	Jackson	W, 33-13			
1987	Lexington	L, 6-35			
1990	Oxford	W, 35-29			
1991	Lexington	W, 35-14			
1992	Oxford	W, 24-14			
1993	Lexington	L, 0-21			
2000	Oxford	W, 35-17			
2001	Lexington	W, 42-31			
2005	Oxford	W, 13-7			
2006	Lexington	L, 14-31			
2010	Oxford	W, 42-35*			
2011	Lexington	L, 13-30			
2017	Lexington	W, 37-34			

* - Win vacated due to NCAA ruling

2		JAXSON DART 6-2 220 So. Kaysville, Utah	COMP 51	ATT 82	YDS 697	TD/INT 5/2	LAST GAME: Finished 13-for-24 passing with 270 total yards, two TDs and zero INTs in win over Tulsa NOTES: No. 4 in SEC in yards per completion (13.7) ... No. 6 in SEC in yards per attempt (8.5) ... Transferred to Ole Miss from USC ... Appeared in six games with three starts at QB as true freshman ... Completed 62 percent of passes for 1,353 yards, 11 total TDs ... 2020 Gatorade National Football Player of the Year.
6		ZACH EVANS 6-0 215 Jr. Houston, Texas	ATT 59	YDS 365	AVG 6.2	TD 4	LAST GAME: Ran 10 times for 48 yards and a touchdown in win over Tulsa NOTES: Starting RB in No. 4 rush offense in FBS ... Leads SEC in yards per carry ... No. 3 in SEC, 28th nationally in rush yards per game (91.2) ... Tied for 5th in SEC in rush TDs ... Fourth in SEC in rushing yards ... Earl Campbell Tyler Rose Award Watch List ... Preseason AA 3rd Team ... Preseason All-SEC 2nd Team.
4		QUINSHON JUDKINS 5-11 210 Fr. Pike Road, Ala.	ATT 70	YDS 429	AVG 6.1	TD 5	LAST GAME: Ran for a career-high 140 yards on 27 carries with two TDs in win over Tulsa NOTES: Leading rusher on No. 4 rush offense in FBS ... No. 2 in SEC, 12th nationally in rush yards per game (107.2) ... No. 2 in SEC, 13th nationally in rushing yards ... Leads SEC, 19th nationally in rushing TDs ... No. 2 in SEC in yards per carry ... No. 3 in SEC in all-purpose yards per game (113.0).
1		JONATHAN MINGO 6-2 225 Sr.* Brandon, Miss.	REC 12	YDS 257	AVG 21.4	TD 1	LAST GAME: Caught three passes for 54 yards and a touchdown in win over Tulsa NOTES: No. 2 in SEC, No. 13 nationally in yards per reception ... No. 11 in SEC in receiving yards per game ... Preseason All-SEC Second Team ... Leading returning receiver on roster ... Has started 30 career games, most on the Rebel roster ... Started six games at WR in 2021, missing seven games due to injury.
8		MALIK HEATH 6-3 215 Sr. Jackson, Miss.	REC 13	YDS 220	AVG 16.9	TD 3	LAST GAME: Led Ole Miss in receiving for 2nd straight game, tallying 75 yards on four catches vs. Tulsa NOTES: No. 12 in SEC in yards per reception ... Tied for 4th in SEC in receiving TDs ... Has started first four games of Rebel career since transferring from Mississippi State ... Has a receiving TD in three of four games as a Rebel ... Totaled 749 yards on 71 receptions over 21 games at MSU.
9		JAYLON ROBINSON 5-9 180 Sr.* Fort Worth, Texas	REC 3	YDS 25	AVG 8.3	TD 0	LAST GAME: Dressed out but did not play vs. Tulsa NOTES: Started first two games of Rebel career but missed last two due to injury ... Transferred to Ole Miss from UCF ... Battled injuries in 2021, appearing in seven games with six starts ... 2021 Preseason All-AAC ... 2020 First Team All-AAC ... Spent freshman season at Oklahoma.
0		MICHAEL TRIGG 6-3 240 So. Tampa, Fla.	REC 13	YDS 87	AVG 6.7	TD 3	LAST GAME: Caught three passes for 16 yards in win over Tulsa NOTES: Among TEs, Trigg is tied for SEC lead, 5th nationally in receiving TDs ... Leads team, is tied for 4th in SEC in receiving TDs ... One of just two TEs in program history with three TD receptions in a single game ... Tied program record with two TD catches vs. UCA. John Mackey Award Watch List ... Preseason All-SEC Third Team.
71		JAYDEN WILLIAMS 6-5 300 Fr. Conway, Ark.	GS 4	RUSH/G 280.8	PASS/G 207.3	PPG 41.0	LAST GAME: Made 4th career start at LT, helped guide Rebel rush attack to 308 yards in win over Tulsa NOTES: Had an outstanding fall camp to earn starting position ... Did not see any action in 2021 and was redshirted ... SEC First Year Academic Honor Roll ... Made Athletic Director's Honor Roll first two collegiate semesters ... Former 3-star prospect.
64		NICK BROEKER 6-5 315 Sr.* Springfield, Ill.	GS 4	RUSH/G 280.8	PASS/G 207.3	PPG 41.0	LAST GAME: Made 27th straight start as Rebels ran for 308 yards in win over Tulsa NOTES: Outland Trophy Watch List ... Rotary Lombardi Award Watch List ... Preseason All-America Second Team ... Preseason All-SEC Third Team ... Tied for team lead with 27 consecutive starts, 39 consecutive appearances ... Did not miss a single snap (1,017) in 2021 ... Moved from tackle to guard in offseason.
54		CALEB WARREN 6-5 310 Jr. Louisville, Miss.	GS 4	RUSH/G 280.8	PASS/G 207.3	PPG 41.0	LAST GAME: Made 23rd career start, fourth at center as Rebels ran for 308 yards in win over Tulsa NOTES: Appeared in and started 11 games at left guard in 2021 ... Moved from guard to center in offseason ... Two-time SEC Offensive Lineman of the Week ... Tallied a 100-percent blocking percentage with only three penalties in 2021 ... Started eight of 10 games, appeared in all 10 as a redshirt freshman in 2020.
73		ELI ACKER 6-5 295 So. Columbus, Miss.	GS 4	RUSH/G 280.8	PASS/G 207.3	PPG 41.0	LAST GAME: Made 8th career start, paved the way for 308 rushing yards in win over Tulsa NOTES: Freshman All-SEC ... Appeared in 10 games, starting final four in 2021 ... Earned starting role in late 2021 after injury to Ben Brown ... Made first career start in win over No. 11 TAMU ... Allowed just one sack in 168 pass blocks ... Made collegiate debut in 2020 vs. Vandy as a true freshman.
78		JEREMY JAMES 6-5 305 Jr. Cumming, Ga.	GS 4	RUSH/G 280.8	PASS/G 207.3	PPG 41.0	LAST GAME: Made 27th consecutive start as Ole Miss ran for 308 yards in win over Tulsa NOTES: Preseason All-SEC First Team (Phil Steele) ... Has started 27 straight games, tied for team-best active streak ... Named SEC Co-Offensive Lineman of the Week (9/18/21) ... Started all 10 games at RG in 2020 ... 2021 Preseason All-SEC Third Team ... 2020 First Team Freshman All-American (The Athletic).
14		JONATHAN CRUZ 5-9 175 Sr. Cartersville, Ga.	FG 1/2	LONG 41	PAT 21/21	PTS 24	LAST GAME: Went 5-for-5 on PAT attempts in win over Tulsa NOTES: Transferred to Ole Miss from Charlotte ... Saw action in 43 career games for 49ers ... Was 10-for-15 on FG attempts in 2021 with a long of 56 ... Finished 4-for-7 in 2020 with a long of 49 ... Was 10-for-13 in 2019 with a long of 53 ... Was 17-for-22 as a freshman, including 3-for-4 from 50-plus yards.

2 DE		CEDRIC JOHNSON 6-3 265 Jr. Mobile, Ala.	<table border="1"> <thead> <tr> <th>TACKLES</th> <th>TFL</th> <th>SACK</th> <th>QBH</th> </tr> </thead> <tbody> <tr> <td>8</td> <td>1.5</td> <td>1.0</td> <td>3</td> </tr> </tbody> </table>	TACKLES	TFL	SACK	QBH	8	1.5	1.0	3	<p>LAST GAME: Totaled four tackles, including a shared TFL, added two QB hurries in win over Tulsa</p> <p>NOTES: First Rebel since 2012 with a sack and blocked punt in a single game ... Named to Bruce Feldman's Top 50 Freaks List ... Preseason All-SEC 4th Team ... Appeared in all 13 games in 2021 as a sophomore, starting 11 at DE ... Second on team with 6.5 sacks ... Two-time SEC academic honor roll.</p>
TACKLES	TFL	SACK	QBH									
8	1.5	1.0	3									
89 DT		JJ PEGUES 6-2 315 Jr. Oxford, Miss.	<table border="1"> <thead> <tr> <th>TACKLES</th> <th>TFL</th> <th>SACK</th> <th>QBH</th> </tr> </thead> <tbody> <tr> <td>3</td> <td>1.0</td> <td>1.0</td> <td>1</td> </tr> </tbody> </table>	TACKLES	TFL	SACK	QBH	3	1.0	1.0	1	<p>LAST GAME: Did not record a tackle in win over Tulsa</p> <p>NOTES: Notched one sack in Rebel debut vs. Troy ... Transferred to Ole Miss from Auburn ... Played in 24 games with two starts over two seasons for Tigers ... Converted to DL from TE during spring practice in 2021, finished season with 17 tackles and one FF ... Former 4-star prospect out of Oxford High School.</p>
TACKLES	TFL	SACK	QBH									
3	1.0	1.0	1									
95 DE		TAVIUS ROBINSON 6-6 265 Sr. Guelph, Ontario	<table border="1"> <thead> <tr> <th>TACKLES</th> <th>TFL</th> <th>SACK</th> <th>QBH</th> </tr> </thead> <tbody> <tr> <td>6</td> <td>1.0</td> <td>1.0</td> <td>3</td> </tr> </tbody> </table>	TACKLES	TFL	SACK	QBH	6	1.0	1.0	3	<p>LAST GAME: Credited with one QB hurry in win over Tulsa</p> <p>NOTES: Reese's Senior Bowl Watch List ... Appeared in 11 games a senior* in 2021 with 28 tackles, including 4.5 for a loss, 3.5 sacks and three QB hurries ... Appeared in all 10 games with five starts as a junior in 2021 ... Transferred to Ole Miss in 2021 after two seasons at the University of Guelph in Ontario.</p>
TACKLES	TFL	SACK	QBH									
6	1.0	1.0	3									
23 LB		KHARI COLEMAN 6-2 220 Jr. New Orleans, La.	<table border="1"> <thead> <tr> <th>TACKLES</th> <th>TFL</th> <th>SACK</th> <th>QBH</th> </tr> </thead> <tbody> <tr> <td>11</td> <td>6.5</td> <td>2.5</td> <td>0</td> </tr> </tbody> </table>	TACKLES	TFL	SACK	QBH	11	6.5	2.5	0	<p>LAST GAME: Did not play in win over Tulsa</p> <p>NOTES: Became third Rebel since 1999 with 5.0 TFLs in a single game vs. Troy (9/4/22) ... Has eight career games with multiple TFLs ... 2020 Big 12 Co-Defensive Freshman of the Year ... 2020 Freshman All-American ... Transferred to Ole Miss from TCU after 18 career appearances with Horned Frogs.</p>
TACKLES	TFL	SACK	QBH									
11	6.5	2.5	0									
11 LB		AUSTIN KEYS 6-2 245 So. Collins, Miss.	<table border="1"> <thead> <tr> <th>TACKLES</th> <th>TFL</th> <th>SACK</th> <th>QBH</th> </tr> </thead> <tbody> <tr> <td>18</td> <td>1.5</td> <td>1.0</td> <td>3</td> </tr> </tbody> </table>	TACKLES	TFL	SACK	QBH	18	1.5	1.0	3	<p>LAST GAME: Tallied a career-high seven tackles, including a shared TFL, added a career-high 3 QBH vs. Tulsa</p> <p>NOTES: Made first career sack in win at Georgia Tech (9/17/22) ... Appeared in first six games, making one start at linebacker before season was cut short due to injury ... Tallied 12 tackles, one QB hurry and a fumble recovery ... Made first career start at Alabama, tallying four tackles and one QB hurry (10/2).</p>
TACKLES	TFL	SACK	QBH									
18	1.5	1.0	3									
8 LB		TROY BROWN 6-1 220 Sr. Flint, Mich.	<table border="1"> <thead> <tr> <th>TACKLES</th> <th>TFL</th> <th>PBU</th> <th>QBH</th> </tr> </thead> <tbody> <tr> <td>29</td> <td>0.5</td> <td>2</td> <td>4</td> </tr> </tbody> </table>	TACKLES	TFL	PBU	QBH	29	0.5	2	4	<p>LAST GAME: Finished second on team with 10 tackles, including a shared TFL, added two QBH vs. Tulsa</p> <p>NOTES: Leads team in tackles and QB hurries, tied for lead in pass breakups ... Finished 2nd on team with 11 tackles, one QB hurry in Rebel debut vs. Troy ... Butkus Award, Lott Impact Trophy Watch Lists ... Preseason All-America 3rd Team (PFF) ... Transferred to Ole Miss from Central Mich. ... 3x 1st Team All-MAC.</p>
TACKLES	TFL	PBU	QBH									
29	0.5	2	4									
3 DB		OTIS REESE 6-3 225 Sr. Leesburg, Ga.	<table border="1"> <thead> <tr> <th>TACKLES</th> <th>TFL</th> <th>SACK</th> <th>PBU</th> </tr> </thead> <tbody> <tr> <td>20</td> <td>2.0</td> <td>1.0</td> <td>2</td> </tr> </tbody> </table>	TACKLES	TFL	SACK	PBU	20	2.0	1.0	2	<p>LAST GAME: Broke up a pass, notched one QB hurry, added four tackles, including a shared TFL vs. Tulsa</p> <p>NOTES: Fourth on team in tackles ... Reese's Senior Bowl Watch List ... Started all 13 games at safety as a senior* in 2021 ... Finished fourth on team with 90 tackles, including two TFL ... Added 1.5 sacks, two PBU and a forced fumble ... Second-leading returning tackler ... Transferred to Ole Miss from Georgia in 2020.</p>
TACKLES	TFL	SACK	PBU									
20	2.0	1.0	2									
0 DB		TYSHEEM JOHNSON 5-10 200 So. Philadelphia, Pa.	<table border="1"> <thead> <tr> <th>TACKLES</th> <th>TFL</th> <th>PBU</th> <th>QBH</th> </tr> </thead> <tbody> <tr> <td>27</td> <td>2.0</td> <td>1</td> <td>1</td> </tr> </tbody> </table>	TACKLES	TFL	PBU	QBH	27	2.0	1	1	<p>LAST GAME: Broke up a pass, finished fourth on team with eight tackles in win over Tulsa</p> <p>NOTES: Second on team, leads DBs in tackles ... Opened 2022 season with career-high 12 tackles vs. Troy ... 2021 True Freshman All-American (247Sports) ... 2021 Freshman All-SEC ... Appeared in all 13 games with 10 starts at safety ... Registered 47 total tackles on the season including four TFL, adding one INT.</p>
TACKLES	TFL	PBU	QBH									
27	2.0	1	1									
1 S		ISHEEM YOUNG 5-10 215 Jr. Philadelphia, Pa.	<table border="1"> <thead> <tr> <th>TACKLES</th> <th>TFL</th> <th>INT</th> <th>FR</th> </tr> </thead> <tbody> <tr> <td>16</td> <td>0.0</td> <td>1</td> <td>1</td> </tr> </tbody> </table>	TACKLES	TFL	INT	FR	16	0.0	1	1	<p>LAST GAME: Made five tackles in win over Tulsa</p> <p>NOTES: Recovered a fumble in Rebel debut vs. Troy ... 2022 Preseason All-America Honorable Mention (PFF) ... Transferred to Ole Miss from Iowa State ... Played in 24 games for the Cyclones with 21 starts at safety ... 2020 Freshman All-America Second Team ... 2020 Big 12 Co-Defensive Freshman of the Year.</p>
TACKLES	TFL	INT	FR									
16	0.0	1	1									
21 S		AJ FINLEY 6-3 205 Sr.* Mobile, Ala.	<table border="1"> <thead> <tr> <th>TACKLES</th> <th>TFL</th> <th>PBU</th> <th>INT</th> </tr> </thead> <tbody> <tr> <td>23</td> <td>0.0</td> <td>2</td> <td>1</td> </tr> </tbody> </table>	TACKLES	TFL	PBU	INT	23	0.0	2	1	<p>LAST GAME: Finished third on team with nine tackles, notched first INT of season in win over Tulsa</p> <p>NOTES: Third on team in tackles ... Tied for team lead in pass breakups ... Preseason All-SEC Third Team ... Finished third on team with 91 tackles and led team with three INTs ... Leading returner in tackles ... Has played in 38 consecutive games, tied for team lead ... Fourth on team with 24 career starts.</p>
TACKLES	TFL	PBU	INT									
23	0.0	2	1									
7 CB		DEANTRE PRINCE 6-0 185 Sr.* Charleston, Miss.	<table border="1"> <thead> <tr> <th>TACKLES</th> <th>TFL</th> <th>INT</th> <th>PBU</th> </tr> </thead> <tbody> <tr> <td>6</td> <td>0.0</td> <td>0</td> <td>1</td> </tr> </tbody> </table>	TACKLES	TFL	INT	PBU	6	0.0	0	1	<p>LAST GAME: Made two tackles, broke up a pass, allowed one catch on four targets in win over Tulsa</p> <p>NOTES: Has allowed just three receptions for 39 yards on 10 targets in 109 pass coverage snaps this season ... Appeared in 13 games, making seven starts at CB as a junior in 2021 ... Made 46 total tackles, including 33 solo stops ... Picked off two passes and forced a fumble ... Posted three pass breakups.</p>
TACKLES	TFL	INT	PBU									
6	0.0	0	1									
20 CB		DAVISON IGBINOSUN 6-2 185 Fr. Union, N.J.	<table border="1"> <thead> <tr> <th>TACKLES</th> <th>TFL</th> <th>INT</th> <th>PBU</th> </tr> </thead> <tbody> <tr> <td>11</td> <td>0.0</td> <td>0</td> <td>0</td> </tr> </tbody> </table>	TACKLES	TFL	INT	PBU	11	0.0	0	0	<p>LAST GAME: Made two tackles, allowed zero receptions on one target in win over Tulsa</p> <p>NOTES: Has allowed just five receptions for 22 yards over 85 pass coverage snaps ... Rated a four-star prospect by 247Sports Composite, On3 and Rivals ... Rated No. 1 in New Jersey by On3, No. 2 by Rival and No. 4 by 247 Sports Composite ... Selected to participate in the All-American Bowl as a prep star.</p>
TACKLES	TFL	INT	PBU									
11	0.0	0	0									
12 P		FRASER MASIN 6-5 235 Jr. Brisbane, Australia	<table border="1"> <thead> <tr> <th>PUNTS</th> <th>AVG</th> <th>LONG</th> <th>IN 20</th> </tr> </thead> <tbody> <tr> <td>15</td> <td>41.9</td> <td>51</td> <td>6</td> </tr> </tbody> </table>	PUNTS	AVG	LONG	IN 20	15	41.9	51	6	<p>LAST GAME: Punted five times at a 43.2 average, pinned Tulsa inside the 20 once in home victory</p> <p>NOTES: Joined Ole Miss as mid-year enrollee in spring 2021 ... Graduated from St. Joseph's Nudgee College in Brisbane, Australia in 2018 ... A selection to the Australian rules football state team in 2017 and 2016 ... Member of the Brisbane Lions Academy in 2018 ... Also played volleyball and basketball.</p>
PUNTS	AVG	LONG	IN 20									
15	41.9	51	6									

SEC STANDINGS

SEC EAST

	Conf.	Overall
#1 Georgia	1-0	4-0
#7 Kentucky	1-0	4-0
#8 Tennessee	1-0	4-0
Florida	0-2	2-2
Missouri	0-1	2-2
South Carolina	0-2	2-2
Vanderbilt	0-1	3-2

SEC WEST

	Conf.	Overall
#2 Alabama	1-0	4-0
Auburn	1-0	3-1
LSU	1-0	3-1
#17 Texas A&M	1-0	3-1
#14 Ole Miss	0-0	4-0
#20 Arkansas	1-1	3-1
Mississippi State	0-1	3-1

REBELS IN SEC & NCAA STATS

Category	Stat (Avg)	SEC	NCAA
Rush Offense	280.8	1	4
Scoring Defense	10.0	3	6
Blocked Kicks	2	1	7
First Downs	108	2	9
Team Sacks/Game	3.25	2	13
Passing Efficiency Defense	103.33	4	14
3rd Down Conversions	50.0%	2	16
Defensive TDs	1	2	16
Total Offense	488.0	4	20
4th Down Conversions	71.4%	6	22
Team TFLs/Game	7.0	3	25
Coleman, TFLs/Game	2.2	1	3
Judkins, Rush Yards/Game	107.2	2	12
Judkins, Rushing Yards	429	2	13
Mingo, Yards/Reception	21.42	2	13
Judkins, Rushing TDs	5	2	19
Coleman, Sacks/Game	0.83	4	26
Evans, Yards/Carry	6.19	1	28
Dart, Yards/Completion	13.67	4	29
Judkins, Yards/Carry	6.13	2	30
Evans, Rush Yards/Game	91.2	3	30
Evans, Rushing Yards	365	4	32
Bentley IV, Rushing TDs	4	3	33
Evans, Rushing TDs	4	3	33
Dart, Yards/Attempt	8.5	6	37
M. Heath, Receiving TDs	3	4	40
Judkins, All Purpose Yards	113.0	3	45

BY THE NUMBERS

- 64,038 - Vaught-Hemingway Stadium Capacity
- 21,203 - Ole Miss enrollment
- 661 - All-Time Victories
- 308 - Pro Draft Picks
- 59 - First Team All-American Selections
- 38 - Bowl Appearances
- 24 - Academic All-Americans
- 24 - Bowl Wins
- 23 - NFL First-Round Draft Picks
- 16 - Overtime Games
- 12 - College Football Hall of Fame Inductees
- 6 - SEC Championships

OLE MISS HEAD COACH LANE KIFFIN

Lane Kiffin (Fresno State, 1998) is in his third season at Ole Miss and helped lead the Rebels to back-to-back bowl appearances in his first two years in Oxford. Kiffin guided the Rebels to a 10-3 record in 2021, the first 10-win regular season in school history. That included a perfect 7-0 mark at Vaught-Hemingway Stadium, part of an ongoing 12-game home win streak for Kiffin's teams. The Rebels finished the season ranked No. 11 in both the AP and AFCA Coaches Poll; its highest final ranking since 2016. Ole Miss ranked top-20 in the FBS in nine different offensive categories in his first season, including having the No. 3 team in the country in total offense, shattering the school record with 555.5 yards per game. Kiffin is in his 11th year at the NCAA level and has posted an all-time record of 76-42. In December 2016, Kiffin took over an FAU program that had won a total of nine combined games over the previous three seasons. Kiffin proceeded to take the Owls to new heights over the last three years, including two conference titles and two 10-win seasons. In his head coaching stops at USC, Tennessee and FAU, Kiffin has shown a propensity in helping turn programs around. Kiffin graduated from Fresno State in 1998 after playing quarterback for three seasons (1994-96) for the Bulldogs. He began his coaching career as a student assistant at Fresno State under Pat Hill in 1997 and 1998. He moved on to Colorado State in 1999 as a graduate assistant.

KENTUCKY HEAD COACH MARK STOOPS

Kentucky head coach Mark Stoops is currently coaching in his tenth season of college football, all of which have been at the helm of the Wildcat football program. With a career record of 63-53, Stoops has helped to turn around Kentucky football to earning six consecutive bowl game appearances, alongside four straight bowl wins. Brother of legendary Oklahoma head coach Bob Stoops, Mark's 63 all-time wins have him currently sitting as the winningest head coach in Kentucky football history. Now starting 2022 4-0 with the Wildcats, Stoops brings a high-octane offense that ranks No. 15 in passing efficiency (173.97) and No. 26 in overall passing offense (296.2) in the country into Oxford for the Homecoming matchup with the Rebels. Additionally, Stoops has led the Wildcat defense to ranking 11th in scoring defense (13.0) and 17th in total defense (272.0) in 2022, setting up a clash of some of the nation's top defenses at Vaught-Hemingway Stadium on Saturday.

WILDCATS SCOUTING REPORT

Starting the year a perfect 4-0, the No. 7 ranked Kentucky Wildcats enter their clash with the Rebels already having one win over a top 25 team this season in Week 2, when the Wildcats took down then-No. 12 ranked Florida 26-16 to help Kentucky shoot up the rankings and into the top 10. The Wildcat offense is led by senior quarterback Will Levis, who entered the 2022 season on watch lists for the Davey O'Brien, Maxwell and Walter Camp Player of the Year awards. Levis currently ranks 18th in the country in both passing yards (1,185) and passing touchdowns (10), while also connecting on 67.5 percent of his passes to start the year. The Kentucky defense, which has only allowed an average of 13.0 points per game this year, is anchored by linebacker Jordan Wright who currently leads the team in TFLs, sacks, interceptions, forced fumbles and blocks in the young season. Redshirt-freshman Jordan Lovett helps to round out the Wildcat defense, serving as the team's leading tackler (17) this year in just his first season playing in Kentucky's secondary.

2022 Kentucky Schedule

	Time (CT)				
Sept. 3	MIAMI (OH)	W, 37-13	Oct. 15	MISSISSIPPI STATE*	TBA
Sept. 10	at #12 Florida*	W, 26-16	Oct. 29	at #8 Tennessee*	TBA
Sept. 17	YOUNGSTOWN STATE	W, 31-0	Nov. 5	at Missouri*	TBA
Sept. 24	NORTHERN ILLINOIS	W, 31-23	Nov. 12	VANDERBILT*	TBA
Oct. 1	at #14 Ole Miss*	11 a.m. CT	Nov. 19	#1 GEORGIA*	TBA
Oct. 8	SOUTH CAROLINA*	TBA	Nov. 26	LOUISVILLE	TBA

* SEC game HOME GAMES IN CAPS

OLE MISS-KENTUCKY SERIES HISTORY

- Ole Miss and Kentucky will be meeting for the 45th time in a series that dates back to 1944.
- The Rebels lead the all-time series vs. the Wildcats 28-14-1.
- The original series record is 29-14-1, but Ole Miss vacated a win in 2010 due to NCAA ruling.
- Ole Miss holds a 7-2 edge in games played in Oxford, Mississippi.
- The home team has won the four of the last six contests in the series.
- This will be the third time Lane Kiffin has faced a Kentucky team ... Both of Kiffin's wins over the Wildcats have come in overtime.
- It will be only the second time Ole Miss and Kentucky have met while both were ranked ... The other came in 1958.

FANS SET TO STRIPE THE VAUGHT

Saturday's marquee matchup vs. the Wildcats will serve as Ole Miss' first-ever Stripe the Vaught game at Vaught-Hemingway Stadium. Ole Miss fans are encouraged to wear either red or blue, depending on their section. Fans in attendance can visit StripeTheVaught.com to learn more about the fan initiative.

REALTREE PARTNERSHIP

When Ole Miss hits the field Saturday to take on Kentucky, the Rebels will sport an exclusive helmet showcasing a custom color scheme from the camo experts at Realtree. The helmet will feature a custom color adaptation, using Realtree's pattern WAV3, that will dynamically tie in with the Ole Miss on-field uniforms and school colors. The collaboration between Ole Miss Athletics and Realtree has been in the works for several months and has deep roots in the Rebel family. Realtree founder, CEO and Ole Miss alum Bill Jordan played wide receiver for the Rebels in the early 1970s and has stayed connected to the program. The Jordan family's name is featured on the Manning Center indoor field.

RUNNING WILD

Ole Miss leads the SEC and ranks No. 4 in the FBS with 280.8 rushing yards per game. The Rebels are coming off back-to-back games in which they have run for 300 or more yards. The 316 yards rushing vs. Georgia Tech in Week 3 were the most against a non-SEC Power 5 opponent since at least 1967. Against the Yellow Jackets, three Rebels ended the day with two rushing touchdowns: RB **Zach Evans**, RB **Quinshon Judkins** and RB **Ulysses Bentley IV**. It marked the first time since Oct. 27, 1979 (vs. Vanderbilt) that three Ole Miss rushers tallied multiple scores in the same game.

HOME SWEET HOME

Dating back to Nov. 14, 2020, the Rebels have won 12 straight home contests, sixth amongst Power 5 schools. It marks the longest winning streak in Oxford since winning 12 straight games from Nov. 5, 1960 to Nov. 7, 1964. A tie to LSU in 1960 broke up the winning streak. With the tie, the Rebels went unbeaten for 34 games over the course of 12 years (1952-64). The Rebels have outscored their opponents 497-262 during the 12-game win streak, an average win of 41-22. Ole Miss finished the 2021 campaign with a perfect 7-0 home record, its first undefeated season at home (on the field) since 1992 when the Rebels finished 6-0 at Vaught-Hemingway Stadium. Last year was also the first time that Ole Miss has won seven on-campus games within the same season.

School	Streak
Clemson	36
Oregon	21
Alabama	15
Georgia	14
NC State	13
Ole Miss	12

FRESHMAN SENSATION

True freshman **Quinshon Judkins** has made an immediate impact for an Ole Miss offense that leads the SEC and ranks No. 4 in rushing yards per game (280.8 ypg). Judkins ranks top 20 nationally in rushing yards (429), rushing yards per game (107.2) and rushing TDs (5). Judkins' 33 missed tackles forced ranks second in FBS. He has scored a TD in three of his first four collegiate games. Judkins is coming off a 27 carry, 140-yard rushing performance vs. Tulsa.

TACKLE MANIA

The Rebels have had a knack for disrupting plays in the opponent's backfield this season. Ole Miss is third in the SEC and ranks No. 25 in the FBS with 7.0 tackles for loss per game. During their Week 3 win over Georgia Tech, the Rebels had 12.0 tackles for loss. It was the most by a Rebel defense since recording 15.0 against Kent State on Sept. 22, 2018. Ole Miss has had double-digit tackles for loss in two of their four games this season.

THE PORTAL KING

Looking to replace 33 letterwinners, including 14 total starters, **Lane Kiffin** and the Rebels turned to the transfer portal to help strengthen its roster for 2022. The Rebels brought in a total of 28 transfers, including 24 portal transfers that ranked No. 2 according to 247Sports. USC transfer QB **Jaxson Dart** was rated the No. 3 overall transfer and started three games in 2021 for the Trojans. RB **Zach Evans** was also ranked in the top 10 in 247Sports' transfer rankings. Evans was ranked as the No. 2 running back and No. 8 overall player in the transfer portal. TE **Michael Trigg** was the third Rebel to be ranked as a top 20 transfer, rated as the No. 1 tight end and No. 19 overall player. 56 of the 125 players (45 percent) on the Rebel roster are newcomers and are in their first season at Ole Miss.

GETTING STINGY WITH IT

Through the first four games of 2022, the Rebels are sixth nationally in scoring defense, allowing just 10 points per game. Ole Miss has held eight of its last nine opponents to 21 or fewer points. Prior to giving up 27 points Saturday vs. Tulsa, the Rebels only allowed 13 total points in the first three games of the season. It was the fewest given up by a Rebel squad through the first three games of the year since 1963. Ole Miss also opened the '63 season allowing just 13 points in the season's first three contests. That 1963 team went on to finish the season 7-1-2 and were crowned SEC Champions.

CAREER STARTS

30	Jonathan Mingo
27	Nick Broeker, Jeremy James
25	A.J. Finley
23	Caleb Warren
20	KD Hill, Otis Reese
15	Cedric Johnson
14	Deantre Prince
13	Tysheem Johnson
9	Tavius Robinson
8	Eli Acker
7	Casey Kelly
4	Zach Evans, Malik Heath, Davison Igbinosun, Austin Keys, Michael Trigg, Jayden Williams
3	Troy Brown, Jaxson Dart, Cedric Melton, Ladarius Tennison
2	Isaiah Iton, Brandon Mack, Reece McIntyre, Jaylon Robinson, Jordan Watkins, Isaiah Woullard, Isheem Young
1	Luke Altmeyer, Miles Battle, Ashanti Cistrunk, Jalen Cunningham, Jamond Gordon, Jared Ivey

CONSECUTIVE STARTS

27	Nick Broeker, Jeremy James
20	Otis Reese
13	AJ Finley
11	Caleb Warren
9	Cedric Johnson
8	Eli Acker
7	Jonathan Mingo
6	Deantre Prince
4	Zach Evans, Malik Heath, Davison Igbinosun, Tavius Robinson, Michael Trigg, Jayden Williams
3	Ladarius Tennison
2	Jaxson Dart, Jordan Watkins

CAREER GAMES PLAYED

39	Miles Battle, Nick Broeker, Ashanti Cistrunk, A.J. Finley, Isaiah Woullard
38	KD Hill
36	Jalen Cunningham
32	Jonathan Mingo
29	Jeremy James, Deantre Prince
28	Jonathan Hess
26	Cedric Johnson, Caleb Warren
25	Casey Kelly, Tavius Robinson
23	Reece McIntyre
20	Otis Reese
18	Hamilton Hall
17	Isaiah Iton, Tysheem Johnson, Jared Lawrence
16	Trey Washington
15	Jamond Gordon
14	Austin Keys
13	Eli Acker, Kentrel Bullock, Qua Davis
11	Caden Costa
10	MJ Daniels
9	Jakivuan Brown, Demon Clowney
8	Luke Altmeyer, Bralon Brown, Markevious Brown, Kinkead Dent, Brandon Mack
7	Kyndrich Breedlove, JJ Henry, Cedric Melton
6	Bobo Miller, Tywone Malone
4	Tyler Banks, Mason Brooks, Troy Brown, Jonathan Cruz, Jaxson Dart, Zach Evans, Zxavian Harris, Kyirin Heath, Malik Heath, Davison Igbinosun, Jared Ivey, Dashaun Jerkins, Quinshon Judkins, Fraser Masin, JJ Pegues, Micah Pettus, John Porchivina, Jarell Stinson, Ladarius Tennison, Michael Trigg, Dayton Wade, Jordan Watkins, Demarko Williams, Jayden Williams, Isheem Young
3	Ulysses Bentley IV, Derek Bermudez, Khari Coleman, Nick Cull, Reginald Hughes, Jalen Knox, DeSanto Rollins
2	Brandon Buckhault, Preston Cushman, JJ Hawkins, Amani Johnson, Jaylon Robinson, CJ Terrell, Trip White, Hudson Wolfe
1	Lex Boucvalt, Tobias Braun, Drew Burnett, Trace Campbell, Cam East, Andrew Griffith, Taylor Groves, Danny Lockhart, Cedric Nicely, Richard O'Bryant, Christian Schanefelt, Carter Short, Sellers Shy, Larry Simmons, Demarcus Smith, Jaron Willis

2022 BREAKDOWN

Category	2022
Record	4-0
SEC	0-0
vs. SEC West	0-0
vs. SEC East	0-0
Non-Conference	4-0
Home	3-0
Away	1-0
Neutral	0-0
Day Games	3-0
Night Games (6 p.m. start or later)	1-0
vs. Top 25 teams	0-0
TV games	4-0
on SEC Network	2-0
on SEC Network Alternate	0-0
on ESPN	0-0
on ESPN2	0-0
on ABC	1-0
on CBS	0-0
on SECN+/ESPN+	1-0
When scoring first	4-0
When opponents score first	0-0
When leading at halftime	4-0
When trailing at halftime	0-0
When tied at halftime	0-0
When leading after third quarter	4-0
When trailing after third quarter	0-0
When tied after third quarter	0-0
In overtime games	0-0
When scoring less than 20 points	0-0
When scoring 20+ points	4-0
When scoring 30+ points	3-0
When allowing less than 20 points	3-0
When allowing 20+ points	1-0
When allowing 30+ points	0-0
When rushing for <100 yards	0-0
When rushing for 100+ yards	4-0
When rushing for 200+ yards	4-0
When passing for 200+ yards	2-0
When passing for 250+ yards	1-0
When passing for 300+ yards	0-0
When totaling <300 yds total offense	0-0
When gaining 300+ yds total offense	4-0
When allowing <100 yds rushing	2-0
When allowing 100+ yds rushing	2-0
When allowing 200+ yds rushing	1-0
When allowing <200 yds passing	3-0
When allowing 200+ yards passing	1-0
When allowing 250+ yards passing	1-0
When allowing 300+ yards passing	0-0
When allowing <300 yds total offense	2-0
When allowing 300+ yds total offense	2-0
When having a 100-yard rusher	4-0
When opp. has a 100-yard rusher	0-0
When having no turnovers	0-0
When having 1-2 turnovers	3-0
When having 3 or more turnovers	1-0
When having no takeaways	1-0
When having 1-2 takeaways	2-0
When having 3 or more takeaways	1-0
When having more than 30:00 TOP	1-0
When having less than 30:00 TOP	3-0

SEC NATION HEADED TO THE GROVE

SEC Network’s weekly, traveling pre-game show, SEC Nation Presented by Johnsonville, arrives in Oxford for Week 5 to preview a ranked showdown between No. 11 Ole Miss and No. 7 Kentucky. The show will broadcast from The Grove for the eighth time on Saturday, Oct. 1, from 9-11 a.m. CT, on SEC Network. The show’s last visit to Oxford came Week 8 last season when the Rebels hosted LSU. Prior visits to The Grove were in 2014 for Ole Miss-Tennessee and the Egg Bowl, in 2015 against Arkansas, in 2016 and 2018 for a pair of matchups between Ole Miss and Alabama, and in 2019 vs. LSU.

ONE-TWO PUNCH

TCU transfer **Zach Evans** and freshman **Quinshon Judkins** have combined for a lethal one-two punch for Ole Miss’ rushing attack. Judkins has carried the ball 70 times for 429 yards and five TDs. Evans has registered 49 carries for 317 yards and three touchdowns. His 105.7 rushing yards per carry ranks second in the SEC and No. 13 in the FBS. The duo are one of just two pairs of teammates in the country averaging 90-plus yards rushing per game.

FIRST HALF EFFICIENCY

Ole Miss is averaging 488 yards per game, but the Rebels are doing a majority of their work in the first half. **Lane Kiffin** and the Rebel offense are coming off back-to-back games in which they’ve tallied 300 or more total yards during the first half, including a season-high 312 first half yards Saturday vs. Tulsa. It was the most yards in a first half since notching 408 yards vs. Texas A&M in 2021. Ole Miss is averaging 290.8 yards per game in the opening half this year, including 188.3 rushing yards.

BACK-TO-BACK-TO-BACK-TO-BACK

The Ole Miss rushing attack continues to be the strong suit of a Rebel squad that has started the season 4-0. The Rebels have had at least one 100-yard rusher in each of the first four games of the season. It’s the first time Ole Miss has accomplished that feat since 1999. The Rebels had a 100-yard rusher over a stretch of five games during the 1999 campaign. **Zach Evans** and **Quinshon Judkins** lead the Rebels with two 100-yard rushing performances each this season.

COLEMAN GETTING IN THE BACKFIELD

Despite missing the Tulsa game due to injury, TCU transfer **Khari Coleman** has registered 6.5 tackles for loss this season. With his 5.0 TFL in the season opener vs. Troy, Coleman became just the third Rebel since 1999 to tally five or more tackles for loss in a single game. Mark Robinson registered 5.0 TFL last season and Kendrick Clancy had 6.0 in 1999. Coleman earned Freshman All-America accolades in 2020 after a stellar freshman campaign for the Horned Frogs. Coleman ranked second in the Big 12 and seventh nationally with 15.0 tackles for loss as a true freshman on his way to being named the Big 12 Co-Defensive Freshman of the Year. The 10.0 tackles for loss were the most by any SEC team in their season opener and are the most in an Ole Miss opening game since 2014.

BIG LEG

K **Jonathan Cruz** has had 18 of his 24 kickoffs in 2022 go for touchbacks, including seven kicks into the end zone during Week 3 vs. Georgia Tech. Thanks in large part to Cruz’s big leg, Ole Miss is second in the SEC and No. 7 in FBS allowing just 12.3 yards per return on kickoffs.

MANY OPTIONS

One of the most exciting factors of the talent on the Ole Miss roster would be the depth at the receiver position. Even with so many new names added to the receiver roster, the relationships between the athletes have not let competition get in the middle of the purpose of the team: to win. Veteran **Jonathan Mingo** has started 30 games in his career and leads all Rebel receivers in 2022 with 257 receiving yards. Transfers **Jaylon Robinson**, **Malik Heath** and **Jordan Watkins** all bring valuable collegiate experience that will continue to help the Rebel offense.

REBELS IN THE RANKINGS

After a 4-0 start, Ole Miss checks in at No. 11 in the Coaches Poll and No. 14 in the AP Top 25. The Rebels have been ranked in the top 25 every week since the start of the 2021 season. Ole Miss’ highest rank during that time was No. 8 headed into last year’s Sugar Bowl appearance.

KD HILL RECEIVES CHUCKY MULLINS COURAGE AWARD, WILL WEAR NO. 38

Ole Miss DT **KD Hill** was recently named the winner of the 2022 Chucky Mullins Courage Award. The award, sponsored by Phi Beta Sigma fraternity, honors the late Chucky Mullins, who had his Ole Miss career come to an end during the 1989 Homecoming game against Vanderbilt when he was paralyzed after making a tackle. After returning to his studies at Ole Miss, Mullins passed away May 6, 1991. A native of Eufaula, Alabama, Hill becomes the 32nd recipient in the 33-year history of the award. Hill will wear Mullins’ No. 38 number throughout the 2022 season. Hill has appeared in 37 career games for the Rebels, including 20 career starts at nose tackle.

SHOUTOUT FOR SHUTOUTS

Ole Miss' 42-0 shutout vs. Georgia Tech during Week 3 was the first by an Ole Miss team since besting Presbyterian, 48-0, on Nov. 8, 2014. A 39-0 win in 2012 over Tulane, in New Orleans, was the last time the Rebels shutout an opponent on the road. The win over Georgia Tech was the first Power 5 shutout for Ole Miss since a 45-0 victory over Mississippi State in 2008, as well as the first against a non-current member of the SEC since beating Florida State, 33-0, on Oct. 7, 1961. The Rebels also had two shutouts against current SEC members before they entered the conference against Missouri on Sept. 14, 1974 (10-0) and South Carolina on Sept. 23, 1972 (21-0).

THE BIG MEN UP FRONT

Arguably one of the deepest positions for the Rebels in 2022 is the offensive line. Preseason All-America selection **Nick Broeker** anchors a line for an Ole Miss offense that finished sixth in the FBS last season in total offense. Broeker played in every single snap for the Rebels and has started 27 straight games. **Jeremy James** and **Caleb Warren** also both return after starting 14 and 12 games respectively last season. **Eli Acker**, redshirt freshman **Jayden Williams** and WKU transfer **Ma-son Brooks**, **Hamilton Hall**, **Cedric Melton** and **Reece McIntyre** will all see time on the experienced o-line for the Rebels.

HEAVY HITTER

Many Rebels are transitioning from high school or life at another university, but **Tyhone Malone** is making a different transition—from baseball back to football. Malone appeared in seven games for the Rebels on the baseball diamond, leading all non-starters with a .444 batting average and two home runs in just nine at-bats. While he wasn't on the Rebels' travel roster as they conquered Omaha and brought a national championship back home to Oxford, he certainly showed he has what it takes to compete on the diamond in the SEC, and now he's back looking to prove the same on the gridiron.

DEGREES IN HAND

Earning a degree from the University of Mississippi is one of the top priorities for Ole Miss student-athletes. Eight current Rebels have already accomplished that goal with eligibility remaining this fall: **Jonathan Cruz** (Psychology), **Hamilton Hall** (Integrated Marketing Communications), **KD Hill** (Exercise Science), **Malik Heath** (Interdisciplinary Studies), **Dashaun Jerkins** (Medicine Health & Society), **Amani Johnson** (Accountancy), **Jaylon Robinson** (Human Communications), **Isaiah Wouillard** (Social Work).

KIFFIN'S WEEKLY RADIO SHOW ON THURSDAYS

RebTalk, the official weekly radio show of Ole Miss Athletics, will broadcast each Thursday this fall at Bouré in downtown Oxford from 6-7 p.m. The show, which is hosted by the "Voice of the Rebels" **David Kellum** and includes special guests, will air live on the Ole Miss IMG Sports Network. Ole Miss Football head coach **Lane Kiffin** and select players will join the broadcast each Thursday throughout the season.

INTERNATIONAL FLAVOR

Ole Miss has four players on its roster from outside the U.S., including two Canadian players (**Jaden Dicks** and **Tavius Robinson**). Offensive lineman **Tobias Braun** (Germany) and punter **Fraser Masin** (Australia) round out the Rebels who add a little international flavor. Robinson has started every game for the Rebels this season and has tallied six total tackles, including a sack.

A NEW START

Fourteen Rebels have made their first career starts at some point for Ole Miss this season: QB **Luke Altmyer**, LB **Troy Brown**, QB **Jaxson Dart**, RB **Zach Evans**, DT **Jamond Gordon**. WR **Malik Heath**, CB **Davison Igbinosun**, DE **Jared Ivey**, WR **Jaylon Robinson**, S **Ladarius Tennison**, TE **Michael Trigg**, WR **Jordan Watkins**, WR **Jayden Williams**, S **Isheem Young**. Prior to Ole Miss, Brown had 30 starts at Central Michigan, Young 21 at Iowa State, Evans eight at TCU, Heath nine at Mississippi State, Robinson six at UCF, Dart three starts at USC.

FRESH FACES

A total of 50 different Rebels have made their debut for Ole Miss in 2022: LB **Tyler Banks**, RB **Ulysses Bentley IV**, LB **Lex Boucvalt**, OL **Tobias Braun**, OL **Mason Brooks**, LB **Troy Brown**, WR **Brandon Buckhault**, WR **Drew Burnett**, TE **Trace Campbell**, LB **Khari Coleman**, K **Jonathan Cruz**, S **Nick Cull**, OL **Preston Cushman**, QB **Jaxson Dart**, OL **Cam East**, RB **Zach Evans**, LB **Andrew Griffith**, S **Taylor Groves**, DT **Zxavian Harris**, DE **JJ Hawkins**, TE **Kyirin Heath**, WR **Malik Heath**, LB **Reginald Hughes**, CB **Davison Igbinosun**, DE **Jared Ivey**, S **Dashaun Jerkins**, RB **Quinshon Judkins**, WR **Jalen Knox**, LB **Danny Lockhart Jr.**, P **Fraser Masin**, OL **Cedrick Nicely**, CB **Richard O'Bryant**, DT **JJ Pegues**, OL **Micah Pettus**, LB **John Porchivina**, WR **Jaylon Robinson**, K **Christian Schanefelt**, LS **Carter Short**, WR **Larry Simmons**, CB **Demarcus Smith**, **Jarell Stinson**, S **Ladarius Tennison**, TE **Michael Trigg**, WR **Dayton Wade**, WR **Jordan Watkins**, LB **Trip White**, CB **Demarko Williams**, OL **Jayden Williams**, LB **Jaron Willis**, RB **Isheem Young**.

NFL REBELS

Ole Miss has a big presence in the league again this year. There are currently 29 former Rebels on NFL rosters:

BRANDON BOLDEN | RB | Las Vegas Raiders
 A.J. BROWN | WR | Philadelphia Eagles
 BEN BROWN | C | Cincinnati Bengals
 CHANCE CAMPBELL | LB | Tennessee Titans
 SNOOP CONNER | RB | Jacksonville Jaguars
 MATT CORRAL | QB | Carolina Panthers
 DONTARIO DRUMMOND | WR | Dallas Cowboys*
 JERRION EALY | RB | Kansas City Chiefs*
 EVAN ENGRAM | TE | Jacksonville Jaguars
 DEMARQUIS GATES | LB | Chicago Bears*
 MYLES HARTSFIELD | DB | Carolina Panthers
 MARQUIS HAYNES | DE | Carolina Panthers
 MIKE HILTON | CB | Cincinnati Bengals
 BENITO JONES | DT | Detroit Lions
 D.J. JONES | DT | Denver Broncos
 JAYLON JONES | CB | Chicago Bears
 DAWSON KNOX | TE | Buffalo Bills
 DEANE LEONARD | CB | Los Angeles Chargers
 GREG LITTLE | OT | Miami Dolphins
 DK METCALF | WR | Seattle Seahawks
 A.J. MOORE | S | Tennessee Titans
 ELIJAH MOORE | WR | New York Jets
 ROYCE NEWMAN | OL | Green Bay Packers
 MARK ROBINSON | LB | Pittsburgh Steelers
 BRAYLON SANDERS | WR | Miami Dolphins*
 LAQUON TREADWELL | WR | New England Patriots*
 LAREMY TUNSIL | OT | Houston Texans
 SAM WILLIAMS | DE | Dallas Cowboys
 KENNY YEBOAH | TE | New York Jets*

* denotes practice squad

PRO BOWL REBELS

Since 2002

2002 Deuce McAllister, RB, New Orleans*
 Tim Bowens, DT, Miami Dolphins
 2003 Deuce McAllister, RB, New Orleans*
 2005 Derrick Burgess, DE, Oakland Raiders
 2006 Derrick Burgess, DE, Oakland Raiders
 2007 Patrick Willis, LB, San Francisco 49ers*
 2008 Eli Manning, QB, New York Giants
 Patrick Willis, LB, San Francisco 49ers
 2009 Patrick Willis, LB, San Francisco 49ers*
 2010 Patrick Willis, LB, San Francisco 49ers*
 2011 Eli Manning, QB, New York Giants
 Mike Wallace, WR, Pittsburgh Steelers
 Patrick Willis, LB, San Francisco 49ers*
 2012 Eli Manning, QB, New York Giants
 Patrick Willis, LB, San Francisco 49ers*
 2013 Greg Hardy, DE, Carolina Panthers*
 Dexter McCluster, KR, Kansas City Chiefs*
 Patrick Willis, LB, San Francisco 49ers
 2015 Eli Manning, QB, New York Giants
 2019 Laremy Tunsil, OL, Houston Texans
 2020 AJ Brown, WR, Tennessee Titans
 Evan Engram, TE, New York Giants
 DK Metcalf, WR, Seattle Seahawks*
 Laremy Tunsil, OL, Houston Texans

*All-Pro selection

UNDER KIFFIN

Category	Career
Record	19-8
SEC	10-7
vs. SEC West	5-6
vs. SEC East	5-1
Non-Conference	9-1
Home	12-3
Away	5-4
Neutral	2-1
Day Games	10-5
Night Games (6 p.m. start or later)	9-3
vs. Top 25 teams	3-5
TV games	19-8
on SEC Network	9-3
on SEC Network Alternate	0-0
on ESPN	4-4
on ESPN2	1-0
on ESPNU	0-0
on ESPN+/SECN+	2-0
on ABC	2-0
on CBS	1-1
When scoring first	15-2
When opponents score first	4-6
When leading at halftime	18-0
When trailing at halftime	1-6
When tied at halftime	0-2
When leading after third quarter	17-0
When trailing after third quarter	1-6
When tied after third quarter	1-2
In overtime games	1-0
When scoring less than 20 points	0-1
When scoring 20+ points	19-7
When scoring 30+ points	15-3
When allowing less than 20 points	8-0
When allowing 20+ points	11-8
When allowing 30+ points	3-7
When rushing for <100 yards	0-1
When rushing for 100+ yards	19-7
When rushing for 200+ yards	16-4
When passing for 200+ yards	17-7
When passing for 250+ yards	12-4
When passing for 300+ yards	9-3
When totaling <300 yds total offense	0-1
When gaining 300+ yds total offense	18-7
When allowing <100 yds rushing	4-0
When allowing 100+ yds rushing	14-8
When allowing 200+ yds rushing	7-5
When allowing <200 yds passing	5-2
When allowing 200+ yards passing	13-6
When allowing 250+ yards passing	6-4
When allowing 300+ yards passing	4-3
When allowing <300 yds total offense	2-0
When allowing 300+ yds total offense	17-8
When having a 100-yard rusher	10-3
When opp. has a 100-yard rusher	6-5
When having no turnovers	7-1
When having less than 3 turnovers	18-6
When having 3 or more turnovers	1-2
When having no takeaways	3-1
When having <3 takeaways	14-7
When having 3 or more takeaways	3-0
When having more than 30:00 TOP	6-3
When having less than 30:00 TOP	13-5

OLE MISS ACTIVE CAREER LEADERS

MOST GAMES PLAYED			
Miles Battle	39		
Nick Broeker	39		
Ashanti Cistrunk	39		
Al Finley	39		
Isaiah Woullard	39		
KD Hill	38		
CONSECUTIVE GAMES PLAYED			
Nick Broeker	39		
Ashanti Cistrunk	39		
Al Finley	39		
MOST STARTS			
Jonathan Mingo	30		
Nick Broeker	27		
Jeremy James	27		
Al Finley	25		
CONSECUTIVE STARTS			
Nick Broeker	27		
Jeremy James	27		
Otis Reese	20		
PASSING YARDS			
Jaxson Dart	51-of-81	697 yards	
Luke Altmyer	28-of-54	317 yards	
RUSHING YARDS			
Isaiah Woullard	103 attempts	498 yards	
Quinshon Judkins	70 attempts	429 yards	
Zach Evans	59 attempts	365 yards	
Jaxson Dart	29 attempts	201 yards	
Kentrel Bullock	19 attempts	89 yards	
RECEIVING YARDS			
Jonathan Mingo	72 catches	1,154 yards	
Casey Kelly	25 catches	265 yards	
Malik Heath	13 catches	220 yards	
Michael Trigg	13 catches	87 yards	
Jordan Watkins	6 catches	69 yards	
TOUCHDOWNS			
Jonathan Mingo	9	8 receiving	
		1 rushing	
Jaxson Dart	5	5 passing	
Quinshon Judkins	5	5 rushing	
Zach Evans	4	4 rushing	
Ulysses Bentley IV	4	4 rushing	
Isaiah Woullard	4	4 rushing	
Michael Trigg	3	3 receiving	
Jaxson Dart	3	3 passing	
Malik Heath	3	3 receiving	

2022 GAME CAPTAINS

TROY: N. Broeker, C. Johnson, J. Mingo
 UCA: E. Acker, K. Hill, O. Reese
 GT: A.J. Finley, T. Robinson, C. Warren
 TULSA: N. Broeker, T. Johnson, C. Kelly
 UK:
 VANDY:
 AUBURN:
 LSU:
 TAMU:
 BAMA:
 ARK:
 MSU:

2022 COIN TOSSES

	Coin Toss	Game Result
TROY:	Won	W, 28-10
UCA:	Won	W, 59-3
GT:	Won	W, 42-0
TULSA:	Lost	W, 35-27
UK:		
VANDY:		
AUBURN:		
LSU:		
TAMU:		
BAMA:		
ARK:		
MSU:		

HOTTY TODDY

The popular Ole Miss cheer goes like this:

*Are You Ready?
 Hell Yeah! Damn Right!
 Hotty Toddy, Gosh Almighty,
 Who The Hell Are We? Hey!
 Flim Flam, Bim Bam
 Ole Miss By Damn!*

CAREER STARTS BY POSITION

OFFENSE

QB	Dart (3) Altmyer (1)
RB	Evans (4) Woullard (2)
WR	Mingo (30) Heath (4) J. Robinson (2) Watkins (2)
TE	Kelly (7) Trigg (4)

LT	Broeker (23) J. Williams (4)
LG	Warren (17) Broeker (4) Melton (2) McIntyre (2) Cunningham (1)
C	Warren (4)

RG	James (10) Acker (8) Warren (2) Melton (2)
-----------	---

RT	James (17)
-----------	------------

DEFENSE

DE	C. Johnson (15) T. Robinson (9) Iton (2) Mack (2) Ivey (1)
NT	Hill (20) Gordon (1)

LB	Keys (4) T. Brown (3) Cistrunk (1)
S	Finley (25) Reese (20) T. Johnson (13) Tennison (3) Young (2)

CB	Prince (14) Igbinosun (4) Battle (1)
-----------	--

CFB PLAYOFF RANKINGS

DEBUTS EARLY NOVEMBER

ASSOCIATED PRESS POLL

Week 5

Rank	Team	Record	Points
1	Georgia (55)	4-0	1565
2	Alabama (4)	4-0	1487
3	Ohio State (1)	4-0	1483
4	Michigan	4-0	1354
5	Clemson	4-0	1311
6	USC	4-0	1236
7	Kentucky	4-0	1127
8	Tennessee	4-0	1119
9	Oklahoma State	3-0	1081
10	NC State	4-0	920
11	Penn State	4-0	876
12	Utah	3-1	760
13	Oregon	3-1	727
14	Ole Miss	4-0	691
15	Washington	4-0	657
16	Baylor	3-1	550
17	Texas A&M	3-1	543
18	Oklahoma	3-1	529
19	BYU	3-1	482
20	Arkansas	3-1	457
21	Minnesota	4-0	288
22	Wake Forest	3-1	265
23	Florida State	4-0	244
24	Pittsburgh	3-1	209
25	Kansas State	3-1	166

Others receiving votes: Kansas (125), Cincinnati (60), **Florida (56)**, Washington State (31), Syracuse (22), Oregon State (16), Texas Tech (11), North Carolina (9), **LSU (7)**, Tulane (3), UCLA (3), TCU (1)

COACHES POLL

Week 5

Rank	Team	Record	Points
1	Georgia (34)	4-0	1563
2	Alabama (26)	4-0	1558
3	Ohio State (4)	4-0	1486
4	Michigan	4-0	1379
5	Clemson	4-0	1339
6	USC	4-0	1226
7	Oklahoma State	3-0	1176
8	Kentucky	4-0	1136
9	Tennessee	4-0	1077
10	NC State	4-0	1015
11	Ole Miss	4-0	864
12	Penn State	4-0	824
13	Utah	3-1	822
14	Baylor	3-1	638
15	Oregon	3-1	622
16	Oklahoma	3-1	601
17	Texas A&M	3-1	574
18	Washington	4-0	539
19	Arkansas	3-1	509
20	BYU	3-1	359
21	Wake Forest	3-1	352
22	Florida State	4-0	252
23	Minnesota	4-0	238
24	Pittsburgh	3-1	223
25	Syracuse	4-0	74

Others receiving votes: Cincinnati (63), Kansas (59), **Florida (49)**, Texas Tech (36), Kansas State (30), Texas (25), TCU (20), Michigan State (13), James Madison (11), **Mississippi State (10)**, Air Force (8), Oregon State (7), UCLA (6), Washington State (4), **LSU (4)**, Notre Dame (3), Iowa State (3), Maryland (2), Coastal Carolina (1)

HONORS

MILES BATTLE, CB

- Reese's Senior Bowl Watch List

NICK BROEKER, OL

- SEC Offensive Lineman of the Week (Sept. 17)
- Outland Trophy Watch List
- Rotary Lombardi Award Watch List
- Reese's Senior Bowl Watch List
- Preseason All-American Second Team (Athlon)
- Preseason All-SEC First Team (Media, Athlon, Lindy's)
- Preseason All-SEC Second Team (Coaches)
- Preseason All-SEC Third Team (Phil Steele)

MASON BROOKS, OL

- Reese's Senior Bowl Watch List
- Preseason All-SEC Fourth Team (Phil Steele)

TROY BROWN, LB

- Butkus Award Watch List
- Lott Impact Trophy Watch List
- Reese's Senior Bowl Watch List
- Preseason All-America Third Team (PFF)

ZACH EVANS, RB

- Tyler Rose Honorable Mention Player of the Week (Sept. 17)
- Tyler Rose Honorable Mention Player of the Week (Sept. 3)
- Earl Campbell Tyler Rose Award Watch List
- Preseason All-America Third Team (PFF)
- Preseason All-SEC Second Team (Coaches, Lindy's)
- Preseason All-SEC Third Team (Coaches, Media, Athlon)
- Preseason All-SEC Fourth Team (Phil Steele)

AJ FINLEY, S

- Reese's Senior Bowl Watch List
- Preseason All-SEC Third Team (Coaches, Athlon, Phil Steele)

KD HILL, DT

- Wuerffel Trophy Watch List

JEREMY JAMES, OL

- Preseason All-SEC First Team (Phil Steele)
- Preseason All-SEC Second Team (Athlon)
- Preseason All-SEC Third Team (Coaches, Media)

CEDRIC JOHNSON, DE

- Bruce Feldman's Top 50 Freaks List
- Preseason All-SEC Third Team (Coaches)
- Preseason All-SEC Fourth Team (Athlon, Phil Steele)

QUINSHON JUDKINS, RB

- SEC Co-Freshman of the Week (Sept. 24)

JALEN KNOX, WR

- Reese's Senior Bowl Watch List

JONATHAN MINGO, WR

- Reese's Senior Bowl Watch List
- Preseason All-SEC Second Team (Coaches, Media, PS)
- Preseason All-SEC Third Team (Athlon)

DEANTRE PRINCE, CB

- Preseason All-SEC Fourth Team (Athlon, Phil Steele)

JAYLON ROBINSON, WR

- Reese's Senior Bowl Watch List
- Preseason All-Transfer Team (247Sports)

TAVIUS ROBINSON

- Reese's Senior Bowl Watch List

MICHAEL TRIGG, TE

- John Mackey Award Watch List
- Preseason All-Transfer Team (247Sports)
- Preseason All-SEC Third Team (Lindy's)

ISHEEM YOUNG, S

- Preseason All-America Honorable Mention (PFF)

HEAD COACH LANE KIFFIN

Lane Kiffin heads into his third season at the helm of the Ole Miss football program after leading the Rebels to back-to-back bowl appearances in his first two years in Oxford.

Kiffin guided the Rebels to a 10-3 record in 2021, the first 10-win regular season in school history. That included a perfect 7-0 mark at Vaught-Hemingway Stadium, part of an ongoing nine-game home win streak for Kiffin's teams.

The Rebels finished the season ranked No. 11 in both the AP and AFCA Coaches Poll; its highest final ranking since 2016.

Kiffin's second year at Ole Miss was once again highlighted by one of college football's most exciting offenses. For the second straight season, the Rebels led the SEC in total offense (492.5 ypg). Ole Miss has eclipsed 600 yards of total offense seven times under Kiffin after hitting that mark just 16 times in the program's history before his arrival.

The Rebel defense ranked as one of the top-five most-improved units in the FBS, allowing 13.6 fewer points per game this season compared to 2020.

Kiffin quickly turned the Rebels into an offensive machine in 2020, leading the program to an Outback Bowl win over No. 7 Indiana and a 5-5 record against an all-SEC schedule. Ole Miss ranked top 20 in the FBS in nine different offensive categories, including having the No. 3 team in the country in total offense, shattering the school record with 555.5 yards per game. The Rebels broke the SEC record for total offense in conference games (562.4 ypg), besting LSU's mark of 550.0 yards per game set during the Tigers' run to a national title in 2019.

The offensive explosion by the Rebels came as no surprise, as Kiffin has shown a propensity in helping turn programs around. In his first season at FAU, USC and Tennessee, Kiffin's team improved in win differential (+3.33), scoring (+10.2), passing (+34.5 ypg) and rushing (+51.3 ypg).

Kiffin has more than 11 years of head coaching experience, including 10 years at the NCAA level where he has posted an all-time record of 76-42.

In December 2016, Kiffin took over an FAU program that had won a total of nine combined games over the previous three seasons. Kiffin proceeded to take the Owls to new heights over the last three years, including two conference titles and two 10-win seasons.

Kiffin led the Owls to a 10-3 record in 2019, including a 49-6 win over UAB in the Conference USA Championship Game. The Owls led the nation in interceptions (19) and turnovers gained (29). FAU also led C-USA in scoring offense (34.1), red zone offense (0.911), fumbles lost (3) and turnover margin (1.58).

In his first season in Boca Raton, Kiffin started 1-3 but reeled off a program-high 10 consecutive wins to finish the 2017 campaign at 11-3. The Owls' 11 victories were two more than the previous three seasons combined and earned the program votes in national polls. The seven-game improvement tied for the fifth-best turnaround in FBS history.

The Owls captured their second conference title in program history, the first since joining C-USA and first since 2007. FAU remained a perfect 3-0 in bowl play by defeating Akron in the Boca Raton Bowl, 50-3. Statistically, the Owls finished in the top-25 in 16 team categories, including: No. 2 in passes intercepted, No. 5 in first down offense, No. 6 in rushing offense, No. 8 in kickoff return defense, red zone offense and turnovers lost, and No. 9 in total offense and turnover margin (by comparison, FAU was No. 72 the previous season in total offense and No. 99 in turnovers gained).

Kiffin joined the FAU Owls after three seasons at the University of Alabama, where he served as the Tide's offensive coordinator and quarterbacks coach. He was a finalist for the Frank Broyles Award in 2014, which goes to the country's best assistant coach.

His final season with the Tide, Kiffin mentored Jalen Hurts, the first freshman to start at quarterback in head coach Nick Saban's career. Hurts finished 13-1 as the starting QB and guided Alabama to an SEC title and to the National Championship game. Hurts was a Freshman All-American, the SEC Offensive Player of the Year and the SEC Freshman of the Year.

In 2015, Kiffin oversaw the development of quarterback Jake Coker, who finished his career 14-0 as a starter at Alabama and led the nation in completion percentage over the final 10 games of the season at 72.2 percent. Coker threw for 3,110 yards with 21 touchdowns, which ranks as the second-most passing yards in school history. On the ground, Kiffin fed Heisman Trophy running back Derrick Henry the ball a school-and SEC-record 395 times for a record 2,219 yards and 23 touchdowns.

One of Kiffin's first responsibilities at Alabama was identifying a starting quarterback and then developing Blake Sims in 2014. With three-year starter and All-American AJ McCarron off to the NFL, Kiffin oversaw Sims' rise to the top of the Alabama depth chart en route to a school-record 3,487 passing yards while completing 64.5 percent of his passes. Sims was selected second-team All-SEC, named to the Senior Bowl, tabbed as a finalist for the Manning Award and a semifinalist for the Davey O'Brien Award.

He spent the previous three-plus seasons as the head coach at Southern California, where he compiled a record of 28-15. Kiffin's 2012 USC squad went 7-6 overall and 5-4 in the Pac-12 South, good for second place. Wide receiver Marquise Lee was a unanimous first team All-American and won the Biletnikoff Award while also being named the Pac-12 Offensive Player of the Year.

Prior to his tenure at Southern California, Kiffin served as the head coach at Tennessee in 2009. He led the Volunteers to a second-place finish in the SEC East and an appearance in the Chick-fil-A Bowl. The Volunteers' offense jumped at least 34 places in every national statistical category over the 2008 figures.

Prior to his first head coaching job, Kiffin spent six years as an assistant coach for Pete Carroll at Southern California, including two years as the offensive coordinator (2005-06). Kiffin was promoted to passing game coordinator in 2004 and helped Matt Leinart win the Heisman Trophy as he passed for 3,322 yards with 33 touchdowns and just six interceptions.

Kiffin graduated from Fresno State in 1998 after playing quarterback for three seasons (1994-96) for the Bulldogs. He began his coaching career as a student assistant at Fresno State under Pat Hill in 1997 and 1998.

Kiffin attended Bloomington Jefferson High in Bloomington, Minnesota, where he played football, basketball and baseball. He has two daughters, Landry and Presley, and one son, Knox.

THE KIFFIN FILES

PERSONAL INFORMATION

BORN: May 9, 1975
EDUCATION: Fresno State (1998)
FAMILY: Landry and Presley (daughters); Knox (son)

COACHING EXPERIENCE

Ole Miss (Head Coach, 2020-Pres.)
FAU (Head Coach, 2017-19)
Alabama (Off. Coordinator/QBs, 2014-16)
USC (Head Coach, 2010-13)
Tennessee (Head Coach, 2009)
Oakland Raiders (Head Coach, 2007-08)
USC (Passing Game & Off. Coordinator, 2005-06)
USC (Wide Receivers, 2002-04)
USC (Tight Ends, 2001)
Jacksonville Jaguars (Off. Quality Control, 2000)
Colorado State (Graduate Assistant, 1999)
Fresno State (Student Assistant, 1997-98)

COLLEGIATE HEAD COACHING RECORD

Year	School/Team	Record	Finish
2009	Tennessee	7-6	T-2nd SEC East
2010	USC	8-5	T-3rd Pac-10
2011	USC	10-2	1st Pac-12 South
2012	USC	7-6	T-2nd Pac-12 South
2013	USC	3-2	--
2017	FAU	11-3	1st C-USA East
2018	FAU	5-7	5th C-USA East
2019	FAU	10-3	1st C-USA East
2020	Ole Miss	5-5	5th SEC West
2021	Ole Miss	10-3	2nd SEC West
2022	Ole Miss	4-0	--
Totals (11th season)		80-42 (.656)	



John David Baker Co-Offensive Coord./ Tight Ends	Marty Biagi Special Teams Coord.	Marquel Blackwell Running Backs	Sam Carter Cornerbacks	Maurice Crum Co-Defensive Coord./ Linebacker	Randall Joyner Defensive Line	Derrick Nix Assistant Head Coach/ Wide Receivers	Chris Partridge Co-Defensive Coord./ Safeties	Jake Thornton Offensive Line	Charlie Weis Jr. Co-Offensive Coord./ Quarterbacks

ALPHABETICAL

No.	Name	Pos.
73	Eli Acker	OL
7	Luke Almyer	QB
34	Tyler Banks	LB
6	Miles Battle	CB
24	Ulysses Bentley IV	RB
14	Derek Bermudez	S
83	Lex Boucvalt	WR
72	Tobias Braun	OL
37	Kyndrich Breedlove	CB
64	Nick Broeker	OL
75	Mason Brooks	OL
88	Bralon Brown	WR
12	Jakivuan Brown	DE
28	Markevious Brown	CB
8	Troy Brown	LB
89	Brandon Buckhaulter	WR
3	Kentrel Bullock	RB
23	Drew Burnett	WR
74	Erick Cade	OL
22	Trace Campbell	TE
51	Flip Carswell	OL
36	Ashanti Cistrunk	LB
17	Demon Clowney	DE
23	Khari Coleman	LB
43	Caden Costa	K
46	Harrison Craig	S
14	Jonathan Cruz	K
32	Nick Cull	S
50	Jalen Cunningham	OL
55	Preston Cushman	OL
16	MJ Daniels	S
2	Jaxson Dart	QB
84	Qua Davis	WR
12	Kinthead Dent	QB
98	Jaden Dicks	DE
85	Jeremiah Dillon	WR
79	Cameron East	OL
6	Zach Evans	RB
37	Hayden Farrar	WR
21	AJ Finley	S
97	Jamond Gordon	DT
69	Jack Greer	OL
48	Andrew Griffith	LB
65	Alec Grijalva	OL
26	Taylor Groves	S
77	Hamilton Hall	OL
51	Zxavian Harris	DT
92	JJ Hawkins	DE
13	Kyirin Heath	TE
8	Malik Heath	WR
46	Salathiel Hemphill	TE
86	JJ Henry	WR
80	Jonathan Hess	TE
38	KD Hill	DT
35	Reginald Hughes	LB
20	Davison Igbinosun	CB
96	Isaiah Iton	DT
15	Jared Ivey	DE
78	Jeremy James	OL
33	Dashaun Jerkins	S
40	Zach Johansen	S
45	Amani Johnson	DT
2	Cedric Johnson	DE
0	Tysheem Johnson	S
29	Matt Jones	RB
4	Quinshon Judkins	RB
81	Casey Kelly	TE
11	Austin Keys	LB
27	Jalen Knox	WR
49	Jared Lawrence	LS
56	Danny Lockhart II	LB
9	Brandon Mack	DE
90	Tywone Malone	DT
12	Fraser Masin	P

NUMERICAL

No.	Name	Pos.	Ht.	Wt.	Yr.	Hometown/Previous School (s)
0	Tysheem Johnson	S	5-10	200	SO-1L	Philadelphia, Pa./Neumann Goretti
0	Michael Trigg	TE	6-3	240	SO-TR	Tampa, Fla./Carrollwood Day/USC
1	Jonathan Mingo	WR	6-2	225	SR*-3L	Brandon, Miss./Brandon
1	Isheem Young	S	5-10	215	JR-TR	Philadelphia, Pa./Imhotep/Iowa State
2	Jaxson Dart	QB	6-2	220	SO-TR	Kaysville, Utah/Corner Canyon/USC
2	Cedric Johnson	DE	6-3	265	JR-2L	Mobile, Ala./Davidson
3	Kentrel Bullock	RB	5-11	200	JR-2L	Columbia, Miss./Columbia
3	Otis Reese	S	6-3	225	SR-2L	Leesburg, Ga./Lee County/Georgia
4	Quinshon Judkins	RB	5-11	210	FR-HS	Pike Road, Ala./Pike Road
6	Miles Battle	CB	6-4	205	SR*-4L	Houston, Texas/Cy Creek
6	Zach Evans	RB	6-0	215	JR-TR	Houston, Texas/North Shore/TCU
7	Luke Almyer	QB	6-1	200	SO-1L	Starkville, Miss./Starkville
7	Deantre Prince	CB	6-0	185	SR*-2L	Charleston, Miss./Charleston/Northeast Mississippi CC
8	Troy Brown	LB	6-1	220	SR-TR	Flint, Mich./Carman-Ainsworth/Central Michigan
8	Malik Heath	WR	6-3	215	SR-TR	Jackson, Miss./Callaway/Copiah-Lincoln CC/Mississippi State
9	Brandon Mack	DE	6-3	250	SO-1L	Montgomery, Ala./Jefferson Davis
9	Jaylon Robinson	WR	5-9	180	SR*-TR	Fort Worth, Texas/All Saints Episcopal/UCF
11	Austin Keys	LB	6-2	245	SO-2L	Collins, Miss./Seminary
11	Jordan Watkins	WR	5-11	190	JR-TR	Louisville, Ky./Butler/Louisville
12	Jakivuan Brown	DE	6-3	250	SO-2L	Horn Lake, Miss./Horn Lake
12	Kinthead Dent	QB	6-4	205	JR-2L	Yazoo City, Miss./Jackson Academy
12	Fraser Masin	P	6-5	235	JR-HS	Brisbane, Australia/St. Joseph's Nudgee College
13	Kyirin Heath	TE	6-4	235	FR-HS	Mansfield, Texas/Legacy
13	Ladarius Tennison	S	5-9	200	SO-TR	Rockledge, Fla./Rockledge/Auburn
14	Derek Bermudez	S	6-1	190	SO-1L	Jacksonville, Fla./Sandalwood
14	Jonathan Cruz	K	5-9	175	SR-TR	Cartersville, Ga./Cartersville/Charlotte
15	Jared Ivey	DE	6-5	265	JR-TR	Suwanee, Ga./North Gwinnett/Georgia Tech
15	Sellers Shy	WR	6-1	190	JR-1L	Memphis, Tenn./Memphis University School
16	MJ Daniels	S	6-1	200	SO-1L	Lucaleda, Miss./George County
16	Braden Waterman	QB	6-4	205	FR-HS	Bakersfield, Calif./Bakersfield Christian
17	Demon Clowney	DE	6-4	250	SO-2L	Baltimore, Md./St. Frances Academy
17	Davin Wydner	QB	6-5	220	FR-HS	Cocoa, Fla./Cocoa
19	Dayton Wade	WR	5-9	175	JR-TR	Atlanta, Ga./Lovejoy/Western Kentucky
20	Davison Igbinosun	CB	6-2	185	FR-HS	Union, N.J./Union
21	AJ Finley	S	6-3	205	SR*-3L	Mobile, Ala./St. Paul's Episcopal School
22	Trace Campbell	TE	6-5	235	FR-HS	Ellicott City, Md./Fork Union Military Academy
22	Jarell Stinson	CB	5-9	170	FR-HS	Opelika, Ala./Opelika
23	Drew Burnett	WR	6-1	190	FR-HS	Memphis, Tenn./Memphis University School
23	Khari Coleman	LB	6-2	220	JR-TR	New Orleans, La./G.W. Carver/TCU
24	Ulysses Bentley IV	RB	5-11	200	JR-TR	Houston, Texas/C.E. King/SMU
24	Richard O'Bryant	CB	5-9	180	FR-RS	Brandon, Miss./Brandon
25	Trey Washington	S	5-11	205	SO-1L	Trussville, Ala./Hewitt-Trussville
26	Taylor Groves	S	6-2	195	FR-HS	Cross Plains, Tenn./East Robertson
26	Isaiah Woullard	RB	5-9	210	SR*-4L	Hattiesburg, Miss./Presbyterian Christian
27	Jalen Knox	WR	6-0	205	SR*-RS	Arlington, Texas/Mansfield Timberview/Missouri
27	Roman Rashada	S	6-2	195	SO-TR	Sacramento, Calif./Inderkum/Diablo Valley College
28	Markevious Brown	CB	5-10	180	SO-1L	Pahokee, Fla./IMG Academy
29	Matt Jones	RB	5-7	180	FR-RS	Jackson, Miss./Jackson Prep
29	Demarko Williams	CB	5-10	175	FR-RS	Atlanta, Ga./Westlake
30	Fred McAfee	RB	5-8	200	FR-RS	Madison, Miss./Germantown
30	Trip White	LB	6-4	205	FR-HS	Little Rock, Ark./Parkview
31	Jaron Willis	LB	6-2	220	FR-HS	Leesburg, Ga./Lee County
31	Calvin Wilson	WR	6-1	195	FR-RS	Thompson's Station, Tenn./Independence
32	Nick Cull	S	5-11	175	FR-HS	Donalsonville, Ga./Seminole County
33	Dashaun Jerkins	S	6-0	200	SR*-TR	Woodbridge, Va./Woodbridge/Vanderbilt
33	Mac Owen	WR	6-1	175	FR-HS	Tunica, Miss./Memphis University School
34	Tyler Banks	LB	6-3	235	FR-HS	Blackstone, Va./Nottoway
35	Reginald Hughes	LB	6-2	230	JR-TR	Tunica, Miss./Rosa Fort/Northeast Mississippi CC
36	Ashanti Cistrunk	LB	6-1	230	SR*-3L	Louisville, Miss./Louisville
37	Kyndrich Breedlove	CB	5-11	180	SO-1L	Nashville, Tenn./Pearl-Cohn
37	Hayden Farrar	WR	6-1	175	FR-HS	Meridian, Miss./Lamar
37	Bobo Miller	RB	5-7	170	SO-1L	Kosciusko, Miss./Kosciusko
38	KD Hill	DT	6-1	310	SR*-4L	Eufaula, Ala./Eufaula
39	Carter Patton	CB	6-1	190	FR-HS	Brentwood, Tenn./Brentwood
39	Joshua Pfeifer	WR	6-1	175	FR-RS	Nashville, Tenn./Father Ryan
40	Zach Johansen	S	6-1	190	FR-HS	Suwanee, Ga./North Gwinnett
41	CJ Terrell	S	5-9	225	SR*-RS	Oxford, Miss./Oxford/East Mississippi CC
42	Elijah Sabbatini	S	6-1	200	FR-RS	Biloxi, Miss./Biloxi
42	Landon Thomason	TE	6-3	220	FR-HS	Austin, Texas/Vandegrift
43	Caden Costa	K	6-0	200	SO-1L	Mandeville, La./Mandeville
43	Rayf Vinson	S	6-0	195	FR-RS	Madison, Miss./Madison-Ridgeland Academy
44	John Porchivina	LB	6-1	220	JR-RS	Novato, Calif./Casa Grande/Cal
45	Amani Johnson	DT	6-0	245	SR-1L	Abbeville, Miss./Lafayette
46	Harrison Craig	S	6-1	180	FR-HS	Collierville, Tenn./Collierville

No.	Name	Pos.	Ht.	Wt.	Yr.	Hometown/Previous School(s)
46	Salathiel Hemphill	TE	6-3	245	JR-TR	Winona, Miss./Grenada/Jones College
47	Trustin Northington	S	6-2	180	SO-TR	Bay St. Louis, Miss./St. Stanislaus/East Central CC
47	Matt Ware	TE	6-3	240	SO-HS	Little Rock, Ark./Little Rock Christian Academy
48	Andrew Griffith	LB	6-0	225	SR*-SQ	Bentonville, Ark./Bentonville
48	Charlie Pollock	P	6-1	250	FR.-TR	Marietta, Ga. (Walton/Nevada)
49	Jared Lawrence	LS	5-10	200	SO-1L	Lebanon, Tenn./Wilson Central
49	Daniel Newman	S	5-9	195	SO-SQ	Tallahassee, Fla./Lincoln
50	Jalen Cunningham	OL	6-5	330	SR*-3L	Odenville, Ala./St. Clair County
51	Flip Carswell	OL	6-7	275	FR-HS	Tennille, Ga./Washington County
51	Zxavian Harris	DT	6-7	335	FR-HS	Canton, Miss./Germantown
54	Caleb Warren	OL	6-5	310	JR-3L	Louisville, Miss./Nanih Waiya
54	Zaid Warren	LB	6-0	220	FR-HS	Philadelphia, Pa./Neumann Goretti
55	Preston Cushman	OL	6-5	280	FR-HS	St. Petersburg, Fla./Calvary Christian
56	Danny Lockhart II	LB	5-11	225	SO-TR	Redlands, Calif./St. John Bosco/USC
56	Reece McIntyre	OL	6-5	305	JR-3L	Buford, Ga./Buford
57	Micah Pettus	OL	6-7	360	FR-RS	Madison, Ala./James Clemens
58	Demarcus Smith	DT	6-3	295	FR-RS	Birmingham, Ala./A.H. Parker
64	Nick Broeker	OL	6-5	315	SR*-3L	Springfield, Ill./Sacred Heart-Griffin
65	Alec Grijalva	OL	6-4	280	FR-HS	Leesburg, Va./Heritage
66	Cedrick Nicely	OL	6-5	310	FR-RS	Gainesville, Ga./Gainesville
69	Jack Greer	OL	6-5	255	FR-RS	Germantown, Tenn./Houston
71	Jayden Williams	OL	6-5	300	FR-RS	Conway, Ark./Conway
72	Tobias Braun	OL	6-7	315	SO-SQ	Freiburg im Breisgau, Germany/Salisbury School
73	Eli Acker	OL	6-5	295	SO-2L	Columbus, Miss./Heritage Academy
74	Erick Cade	OL	6-6	345	FR-RS	Denton, Texas/Braswell
75	Mason Brooks	OL	6-6	315	SR-TR	Cedar Park, Texas/Cedar Park/Western Kentucky
76	Cedric Melton	OL	6-5	300	SO-1L	Houston, Texas/Klein Cain
77	Hamilton Hall	OL	6-5	315	SR*-3L	Atlanta, Ga./Chamblee Charter
78	Jeremy James	OL	6-5	305	JR-3L	Cumming, Ga./North Forsyth
79	Cam East	OL	6-7	280	FR-HS	Marrero, La./St. Augustine
80	Jonathan Hess	TE	6-5	230	SR*-4L	Vestavia Hills, Ala./Vestavia Hills
81	Casey Kelly	TE	6-3	255	JR-3L	Niagara Falls, N.Y./Mallard Creek
82	Larry Simmons	WR	6-1	190	FR-HS	Moss Point, Miss./Moss Point
83	Lex Boucvalt	WR	5-7	155	SO-TR	Austin, Texas/Grapevine Faith/Nicholls State
84	Qua Davis	WR	5-11	210	SR*-1L	Biggersville, Miss./Biggersville/Itawamba CC
85	Jeremiah Dillon	WR	6-2	175	FR-HS	Tylertown, Miss./Tylertown
86	JJ Henry	WR	5-9	170	FR-RS	McKinney, Texas/McKinney North
87	Hudson Wolfe	TE	6-7	230	FR-RS	Savannah, Tenn./Hardin County
88	Bralon Brown	WR	6-2	195	SO-1L	Miramar, Fla./St. Thomas Aquinas
89	Brandon Buckhault	WR	6-1	205	FR-RS	Flowood, Miss./Hartfield Academy
89	JJ Pegues	DT	6-2	315	JR-TR	Oxford, Miss./Oxford/Auburn
90	Tywone Malone	DT	6-4	300	FR-RS	Jamesburg, N.J./Bergen Catholic
92	JJ Hawkins	DE	6-2	265	FR-RS	Lawrenceville, Ga./Discover
93	Carter Short	LS	5-10	195	FR-TR	Hoover, Ala./Hoover/Alabama
94	Tavion Prather	DT	6-3	245	JR-TR	Oxford, Miss./Lafayette/Northwest Mississippi CC
94	Christian Schanefelt	K	6-0	200	FR-HS	Decatur, Ill./Warrrensburg-Latham
95	Tavius Robinson	DE	6-6	265	SR-2L	Guelph, Ontario/Guelph Collegiate Vocational Institute/Guelph
96	Isaiah Iton	DT	6-2	290	JR-1L	Houston, Texas/Pearland/Hutchinson CC
97	Jamond Gordon	DT	6-2	290	JR-1L	Meridian, Miss./Meridian/East Mississippi CC
98	Jaden Dicks	DE	6-4	270	FR-RS	Etobicoke, Ontario/Etobicoke Collegiate Institute/Guelph
99	DeSanto Rollins	DT	6-3	305	SO-1L	Baton Rouge, La./Parkview Baptist

No.	Name	Pos.
30	Fred McAfee	RB
56	Reece McIntyre	OL
76	Cedric Melton	OL
37	Bobo Miller	RB
1	Jonathan Mingo	WR
49	Daniel Newman	S
66	Cedrick Nicely	OL
47	Trustin Northington	S
24	Richard O'Bryant	CB
33	Mac Owen	WR
39	Carter Patton	CB
89	JJ Pegues	DT
57	Micah Pettus	OL
39	Joshua Pfeifer	WR
48	Charlie Pollock	P
44	John Porchivina	LB
94	Tavion Prather	DT
7	Deantre Prince	CB
27	Roman Rashada	S
3	Otis Reese	S
9	Jaylon Robinson	WR
95	Tavius Robinson	DE
99	DeSanto Rollins	DT
42	Elijah Sabbatini	S
94	Christian Schanefelt	K
93	Carter Short	LS
15	Sellers Shy	WR
82	Larry Simmons	WR
58	Demarcus Smith	DT
22	Jarell Stinson	CB
13	Ladarius Tension	S
41	CJ Terrell	S
42	Landon Thomason	TE
0	Michael Trigg	TE
43	Rayf Vinson	S
19	Dayton Wade	WR
47	Matt Ware	TE
54	Caleb Warren	OL
54	Zaid Warren	LB
25	Trey Washington	S
16	Braden Waterman	QB
11	Jordan Watkins	WR
30	Trip White	LB
29	Demarko Williams	CB
71	Jayden Williams	OL
31	Jaron Willis	LB
31	Calvin Wilson	WR
87	Hudson Wolfe	TE
26	Isaiah Woullard	RB
17	Davin Wydner	QB
1	Isheem Young	S

Senior* - Has an additional year of eligibility due to the COVID-19 pandemic.

COACHING STAFF

HEAD COACH: Lane Kiffin (Fresno State, 1998)

RECORD AT OLE MISS AS HEAD COACH (YEARS): 19-8 (3rd)

CAREER RECORD AS COLLEGE HEAD COACH (YEARS): 80-42 (11th)

ASSISTANTS COACHES (ALMA MATER, YEAR/RESPONSIBILITIES/YEARS AT OLE MISS):

- John David Baker (Abilene Christian, 2014/Co-Offensive Coordinator/Tight Ends/2nd)
- Marty Biagi (Marshall, 2008/Special Teams Coordinator/1st)
- Marquel Blackwell (USF, 2002/Running Backs/1st)
- Sam Carter (TCU, 2014/Cornerbacks/1st)
- Maurice Crum (Notre Dame, 2009/Co-Defensive Coordinator/Linebackers/1st)
- Randall Joyner (SMU, 2014/Defensive Line/2nd)
- Derrick Nix (Southern Miss, 2005/Wide Receivers/15th)
- Chris Partridge (Lafayette College, 2003/Co-Defensive Coordinator/Safeties/3rd)
- Jake Thornton (Western Carolina, 2015/Offensive Line/2nd)
- Charlie Weis Jr. (Kansas, 2015/Co-Offensive Coordinator/Quarterbacks/1st)

GRADUATE ASSISTANT COACHES:

- Buddy Brosky (Michigan, 2020/Defense/2nd)
- Quincy Casimir (Miami, 2016/Defense/2nd)
- Heath Dedeaux (Ole Miss, 2020/Offense/1st)
- Hunter MacKay (Mercer, 2015/Offense/1st)

PRONUNCIATION GUIDE

Eli ACKER	AHK-er	Davison IGBINOSUN	ig-bee-NO-sin
Lex BOUCVALT	BOOK-vault	Isaiah ITON	EIT-un
TOBIAS Braun	toe-BYE-es	TYSHEEM Johnson	TIE-sheem
Nick BROEKER	BRO-kurr	TYWONE Malone	TIE-juan
JAKIVUAN Brown	Juh-KAY-vee-on	FRASER MASIN	FRAY-zuhr muh-ZINN
MARKEVIOUS Brown	mar-KEY-vee-us	JJ PEGUES	puh-GEESE
KHARI Coleman	ky-REE	Joshua PFEIFER	FIE-fuhr
QUA Davis	rhymes with way	TAVIUS Robinson	tay-VEE-us
KYIRIN Heath	KY-rinn	Isaiah WOULLARD	WOOL-ard
MALIK Heath	mah-LEEK		

DEPTH CHART

OFFENSE

WR	1	Jonathan Mingo (6-2, 225, SR*-3L, Brandon, Miss., Brandon)
	19	Dayton Wade (5-9, 175, JR-TR, Atlanta, Ga., Western Kentucky)
WR	8	Malik Heath (6-3, 215, SR-TR, Jackson, Miss., MSU)
	11	Jordan Watkins (5-11, 190, JR-TR, Louisville, Ky., Louisville) <i>-OR-</i>
	27	Jalen Knox (6-0, 205, SR*-RS, Arlington, Texas, Missouri)
WR	9	Jaylon Robinson (5-9, 180, SR*-TR, Fort Worth, Texas, UCF)
	86	JJ Henry (5-9, 170, FR-RS, McKinney, McKinney North) <i>-OR-</i>
	84	Qua Davis (5-11, 210, SR*-1L, Biggersville, Miss., Itawamba)
RT	78	Jeremy James (6-5, 305, JR-3L, Cumming, Ga., North Forsyth)
	57	Micah Pettus (6-7, 360, FR-RS, Madison, Ala., James Clemens)
RG	73	Eli Acker (6-5, 295, SO-2L, Columbus, Miss., Heritage Academy)
	50	Jalen Cunningham (6-5, 330, SR*-3L, Odenville, Ala., St. Clair County)
C	54	Caleb Warren (6-5, 310, JR-3L, Louisville, Miss., Nanih Waiya)
	56	Reese McIntyre (6-5, 305, JR-3L, Buford, Ga., Buford)
LG	64	Nick Broeker (6-5, 315, SR*-3L, Springfield, Ill., Sacred Heart-Griffin)
	66	Cedric Nicely (6-5, 310, FR-RS, Gainesville, Ga., Gainesville) <i>-OR-</i>
	76	Cedric Melton (6-5, 300, SO-1L, Houston, Texas, Klein Cain)
LT	71	Jayden Williams (6-5, 300, FR-RS, Conway, Ark., Conway)
	75	Mason Brooks (6-6, 315, SR-TR, Cedar Park, Texas, Western Kentucky)
TE	0	Michael Trigg (6-3, 240, SO-TR, Tampa, Fla., USC)
	81	Casey Kelly (6-3, 255, JR-3L, Niagara Falls, N.Y., Mallard Creek)
QB	2	Jaxson Dart (6-2, 220, SO-TR, Kaysville, Utah, USC)
	7	Luke Altmeyer (6-1, 200, SO-1L, Starkville, Miss., Starkville)
RB	6	Zach Evans (6-0, 215, JR-TR, Houston, Texas, TCU)
	4	Quinshon Judkins (5-11, 210, FR-HS, Pike Road, Ala., Pike Road) <i>-OR-</i>
	24	Ulysses Bentley IV (5-11, 200, JR-TR, Houston, Texas, SMU)

SPECIALISTS

KO	14	Jonathan Cruz (5-9, 175, SR-TR, Cartersville, Ga., Charlotte)
	94	Christian Schanefelt (6-0, 200, FR-HS, Decatur, Ill., Warrensburg-Latham)
PK	14	Jonathan Cruz (5-9, 175, SR-TR, Cartersville, Ga., Charlotte)
	94	Christian Schanefelt (6-0, 200, FR-HS, Decatur, Ill., Warrensburg-Latham)
P	12	Fraser Masin (6-5, 235, JR-HS, Brisbane, Australia, St. Joseph's Nudgee)
	48	Charlie Pollock (6-1, 250, FR-TR, Marietta, Ga., Nevada)
LS	49	Jared Lawrence (5-10, 200, SO-1L, Lebanon, Tenn., Wilson Central)
	93	Carter Short (5-10, 195, FR-TR, Hoover, Ala., Alabama)
H	12	Kinkead Dent (6-4, 205, JR-2L, Yazoo City, Miss, Jackson Academy)
	7	Luke Altmeyer (6-1, 200, SO-1L, Starkville, Miss., Starkville)
KR	9	Jaylon Robinson (5-9, 180, SR*-TR, Fort Worth, Texas, UCF) <i>-OR-</i>
	19	Dayton Wade (5-9, 175, JR-TR, Atlanta, Ga., Western Kentucky)
PR	9	Jaylon Robinson (5-9, 180, SR*-TR, Fort Worth, Texas, UCF) <i>-OR-</i>
	86	JJ Henry (5-9, 170, FR-RS, McKinney, McKinney North) <i>-OR-</i>
	11	Jordan Watkins (5-11, 190, JR-TR, Louisville, Ky., Louisville)

DEFENSE

DE	2	Cedric Johnson (6-3, 265, JR-2L, Mobile, Ala., Davidson)
	17	Demon Clowney (6-4, 250, SO-2L, Baltimore, Md., St. Frances) <i>-OR-</i>
	9	Brandon Mack (6-3, 250, SO-1L, Montgomery, Ala., Jefferson Davis)
DT	89	JJ Pegues (6-2, 315, JR-TR, Oxford, Miss., Auburn)
	97	Jamond Gordon (6-2, 290, JR-1L, Meridian, Miss., East Miss. CC) <i>-OR-</i>
	90	Tyhone Malone (6-4, 300, FR-RS, Jamesburg, N.J., Bergen Catholic)
NT	38	KD Hill (6-1, 310, SR*-4L, Eufaula, Ala., Eufaula)
	96	Isaiah Iton (6-2, 290, JR-1L, Houston, Texas, Hutchinson CC)
DE	95	Tavius Robinson (6-6, 265, SR-2L, Guelph, Ontario, Guelph)
	15	Jared Ivey (6-5, 265, JR-TR, Suwanee, Ga., Georgia Tech)
LB	11	Austin Keys (6-2, 245, SO-2L, Collins, Miss., Seminary) <i>-OR-</i>
	23	Khari Coleman (6-2, 220, JR-TR, New Orleans, La., TCU)
LB	8	Troy Brown (6-1, 220, SR-TR, Flint, Mich., Central Michigan)
	36	Ashanti Cistrunk (6-1, 230, SR*-3L, Louisville, Miss., Louisville)
CB	7	Deantre Prince (6-0, 185, SR*-2L, Charleston, Miss., NE Miss. CC)
	28	Markevious Brown 5-10, 180, SO-1L, Pahokee, Fla., IMG Academy)
SS	1	Isheem Young (5-10, 215, JR-TR, Philadelphia, Pa., Iowa State)
	25	Trey Washington (5-11, 205, SO-1L, Trussville, Ala., Hewitt-Trussville)
FS	21	AJ Finley (6-3, 205, SR*-3L, Mobile, Ala., St. Paul's Episcopal School)
	33	Dashaun Jerkins (6-0, 200, SR*-TR, Woodbridge, Va., Vanderbilt)
DB	3	Otis Reese (6-3, 225, SR-2L, Leesburg, Ga., Georgia)
	16	MJ Daniels (6-1, 200, SO-1L, Lucedale, Miss., George County)
DB	0	Tysheem Johnson (5-10, 200, SO-1L, Philadelphia, Pa., NG) <i>-OR-</i>
	13	Ladarius Tennison (5-9, 200, SO-TR, Rockledge, Fla., Auburn)
CB	20	Davison Igbinosun (6-2, 185, FR-HS, Union, N.J., Union) <i>-OR-</i>
	6	Miles Battle (6-4, 205, SR*-4L, Houston, Texas, Cy Creek)

Senior* - Has an additional year of eligibility due to the COVID-19 pandemic.

THE LAST TIME

THE LAST TIME OLE MISS HAD ...

30 or more first downs Georgia Tech, 2022 (31)
 500 yards rushing Auburn, 1951 (515)
 400 yards rushing LSU, 2019 (402)
 300 yards rushing Tulsa, 2022 (308)
 200 yards rushing Tulsa, 2022 (308)
 400 yards passing South Carolina, 2020 (513)
 300 yards passing Vanderbilt, 2021 (326)
 600 yards total offense Arkansas, 2021 (611)
 500 yards total offense Georgia Tech, 2022 (547)
 90 plays total offense Texas A&M, 2021 (93)
 Four passes intercepted LSU, 2020 (5)
 Four pass interceptions Boise State, 2014 (4)
 10 sacks Mississippi State, 2008 (11)
 10 penalties Mississippi State, 2021 (11)
 100 yards in penalties LSU, 2021 (106)
 50 points Central Arkansas, 2022 (59)
 99-yard scoring drive New Mexico State, 2015 (3 plays; Eugene Brazley 78-yard run)
 90-plus yard scoring drive Tulsa, 2022 (93 yards, 12 plays; Q. Judkins 1-yard run)

THE LAST TIME OLE MISS HELD ITS OPPONENT TO ...

Less than 10 first downs Vanderbilt, 2014 (9)
 10 first downs Presbyterian, 2014 (10)
 Negative yards rushing Troy, 2013 (-13)
 10 yards (or less) rushing Tennessee, 2014 (0)
 100 yards (or less) rushing Georgia Tech, 2022 (53)
 Zero yards passing Alabama, 1988
 No pass completions Alabama, 1988
 10 yards (or less) passing Georgia, 1977 (7)
 100 yards (or less) passing Baylor, 2022 (40)
 Zero yards total offense Sewanee, 1938
 50 yards (or less) total offense Mississippi State, 2008 (24)
 75 yards (or less) total offense Mississippi State, 2008 (24)
 150 yards (or less) total offense Memphis, 2014 (104)
 200 yards (or less) total offense New Mexico State, 2019 (193)
 No touchdowns Georgia Tech, 2022 (0 points)

THE LAST TIME OLE MISS ...

Had two passers throw for 100 yards Mississippi State, 2019
 (Matt Corral 124, John Rhys Plumlee 121)
 Had two passers complete 10 passes ULM, 2018
 (Jordan Ta'amu, 21-24, Matt Corral, 10-10)
 Had two passers throw for 2+ touchdowns Central Arkansas, 2022
 (Jaxson Dart 2, Luke Altmyer 2)
 Had three passers throw 1+ touchdowns UT Martin, 2015
 (Ryan Buchanan 2, Chad Kelly 2, DeVante Kincade 1)
 Had two runners rush for 100 yards Tulsa, 2022
 (Quinshon Judkins 140, Jaxson Dart 116)
 Had two receivers over 100 receiving yards Liberty, 2021
 (Dannis Jackson 126, John Rhys Plumlee 110)
 Had three receivers over 100 receiving yards ULM, 2018
 (DaMarkus Lodge 179, A.J. Brown 133, D.K. Metcalf 115)
 Had two receivers catch 10 passes Arkansas, 2002
 (Bill Flowers 11, Chris Collins 10)
 Had four receivers catch five passes Kentucky, 2017
 (A.J. Brown 7, D.K. Metcalf 5, Van Jefferson 5, Dawson Knox 5, DaMarkus Lodge 5)
 Completed a pass to at least 10 different receivers Cal, 2019 (10)
 Had a 100-yard rusher and a 100-yard receiver Central Arkansas, 2022
 (Q. Judkins 104 yards rushing, J. Mingo 103 yards receiving)
 Had two players with 200 all-purpose yards Missouri, 2007
 (BenJarvus Green-Ellis 226, Marshay Green 208)
 Returned a punt for a TD Texas, 2013 (Jeff Scott, 73 yards)
 Returned a kickoff for a TD LSU, 2020 (Jerrion Ealy, 100 yards)
 Returned an interception for a TD Texas A&M, 2021 (A.J. Finley, 52 yards)
 Returned two interceptions for TDs Fresno State, 2015 (Elston, 38 yards; C. Brown, 22 yards)
 Returned a fumble for a TD Austin Peay, 2021 (Sam Williams, 33 yards)
 Recovered a fumble for a TD Auburn, 2012 (C.J. Johnson)
 Scored two defensive TDs SIU, 2018 (Dasher, 88 yards; V. Evans, 56 yards)
 Recovered four fumbles in a game Texas A&M, 2012
 Blocked a punt Georgia Tech, 2022 (Cedric Johnson)
 Blocked a punt for a TD UCA, 2022 (L. Tennon recovered B. Miller's blocked punt)
 Blocked an opponent's FG attempt Arkansas, 2015
 (Tony Bridges blocked Hedlund's 47-yard attempt)
 Blocked an opponent's FG attempt for a TD Louisiana Tech, 2007
 (Brandon Jenkins blocked D. Horwedel's 36-yard attempt, Dustin Mouzon 55-yard return)
 Blocked two opponent's FG attempts Northern Arizona, 2009
 Had a punt blocked Alabama, 2019
 Had a punt blocked for a TD Alabama, 2019
 Had a kickoff returned for a TD South Carolina, 2018
 Had a punt returned for a TD Alabama, 2019

Had an interception returned for a TD Baylor, 2022
 Had a fumble returned for a TD Texas A&M, 2019
 Missed a PAT kick Arkansas, 2021
 Had a PAT kick blocked Auburn, 2016
 Had a PAT kick blocked and returned for a two-point conversion Auburn, 2009
 Blocked an opponent's PAT kick Florida, 2008 (Kentrell Lockett blocked J. Phillip's attempt)
 A successful two-point conversion Arkansas, 2021
 (Matt Corral rush, 2nd quarter)
 Had a field goal attempt blocked Georgia Tech, 2022 (Jonathan Cruz's 51-yard attempt)
 Had two field goal attempts blocked Kentucky, 2005
 (Robert Bass' 39-yr attempt, Matt Hinkle's 44-yard attempt)
 Gained a first down off a fake field goal attempt Georgia, 1995
 Scored a touchdown off a fake field goal attempt Alabama, 2008
 (Jason Cook 9-yard pass from Rob Park)
 Gained a first down off a fake punt Arkansas, 2020
 (MoMo Sanogo 47-yard run)
 Recovered an outside kick Florida, 2020 (Jaylon Jones)
 Shut out an opponent Georgia Tech, 2022 (42-0)
 Was shut out Arkansas, 2014 (30-0)
 Played an overtime game Kentucky, 2020 (W, 42-41)
 Scored a safety Texas, A&M 2021
 (I. Spiller rush for a 2-yard loss, tackled by C. Campbell and M. Robinson in the end zone)
 Scored 2 safeties in the same game Northern Illinois, 1993 (team)
 Gave up a safety Tennessee, 2021
 Had no turnovers Liberty, 2021
 Had no penalties Alabama, 2011
 Defeated a nationally ranked team
 Texas A&M, 2021 (29-19, #11 AP; #11 Coaches, #11 CFP)
 Was ranked in top 25 Week 5, 2022 (#14 AP; #11 Coaches)
 Ended the year ranked in top 25 2021 (#11 AP; #11 Coaches; #8 CFP)

THE LAST TIME AN OLE MISS PLAYER ...

Rushed 30 times Matt Corral at Tennessee, 2021 (30)
 Rushed 25 times Quinshon Judkins vs. Tulsa, 2022 (27)
 Rushed for 250 yards Dexter McCluster vs. Tennessee, 2009 (282)
 Rushed for 200 yards John Rhys Plumlee vs. LSU, 2019 (212)
 Rushed for 150 yards Jerrion Ealy vs. Texas A&M, 2021 (152)
 Rushed for 100 yards Quinshon Judkins and Jaxson DDart vs. Tulsa, 2022 (140, 116)
 Passed for 400 yards Matt Corral vs. South Carolina, 2020 (513)
 Passed for 300 yards Matt Corral vs. Vanderbilt, 2021 (326)
 Attempted 50 passes Jordan Ta'amu vs. Vanderbilt, 2017 (52)
 Attempted 40 passes Matt Corral vs. Indiana, 2020 (44)
 Attempted 30 passes Matt Corral at Mississippi State, 2021 (34)
 Completed 30 passes Matt Corral vs. Indiana, 2020 (30)
 Completed 20 passes Matt Corral at Mississippi State, 2021 (26)
 Passed for 4 or more TDs Matt Corral vs. Austin Peay, 2021 (5)
 Accounted for 6 or more TDs Matt Corral at Tulane, 2021 (3 passing, 4 rushing)
 Threw 3 or more interceptions Matt Corral at LSU, 2020 (5)
 Had 400 yards Total Offense Matt Corral at Tennessee, 2021 (426)
 Had 300 yards Total Offense Matt Corral vs. Texas A&M, 2021 (355)
 Had 100 yards rushing and passing Jaxson Dart vs. Tulsa, 2022
 (116 rushing, 154 passing)
 Had 100 yards rushing and receiving Dexter McCluster vs. Arkansas, 2009
 (123 rushing, 137 receiving)
 Had 250 All-Purpose Yards Elijah Moore vs. South Carolina, 2020 (270)
 Had 200 All-Purpose Yards Jerrion Ealy vs. Texas A&M, 2021 (224)
 Caught 10 passes Dontario Drummond at Mississippi State, 2021 (14)
 Caught 9 passes Dontario Drummond vs. Baylor, 2022 (9)
 Had 200 receiving yards Elijah Moore vs. South Carolina, 2020 (225)
 Had 100 receiving yards Jonathan Mingo vs. Central Arkansas, 2022 (103)
 Scored 10 points kicking Caden Costa vs. Austin Peay, 2021 (10)
 Scored 4 touchdowns rushing Matt Corral vs. Tulane, 2021 (4)
 Scored 3 touchdowns rushing Snoop Conner vs. Arkansas, 2021 (3)
 Scored 2 touchdowns rushing Quinshon Judkins vs. Tulsa, 2022 (2)
 Scored 3 touchdowns receiving Michael Trigg vs. Central Arkansas, 2022 (3)
 Scored 2 touchdowns receiving D. Drummond and J. Mingo vs. Austin Peay, 2021 (2, 2)
 Scored a touchdown passing and receiving Laquon Treadwell at Memphis, 2015
 Scored a touchdown rushing, passing and receiving Bo Wallace vs. Auburn, 2012
 Intercepted 3 passes Don Price vs. Vanderbilt, 1986 (3)
 Intercepted 2 passes AJ Finley vs. Liberty, 2021 (2)
 Forced 3 fumbles Rory Johnson vs. Vanderbilt, 2006 (3)
 Recovered 2 fumbles Kentrell Lockett at Auburn, 2011 (2)
 Punted for a 70-yard game average Bill Smith vs. Southern Miss, 1984 (2-84.5)
 Kicked a 45-yard Field Goal Caden Costa at Auburn, 2021 (49)
 Kicked a 50-yard Field Goal Caden Costa vs. Arkansas, 2021 (50)
 Kicked five field goals in game Luke Logan vs. Vanderbilt, 2018 (5)
 Kicked four field goals in game Luke Logan vs. Vanderbilt, 2018 (5)
 Kicked three field goals in game Caden Costa vs. Louisville, 2021 (3)
 Had 10 tackles in a game L. Tennon and T. Brown vs. Tulsa, 2022 (12, 10)
 Had 15 tackles in a game Lakio Henry vs. Vanderbilt, 2019 (15)



2022-23 Ole Miss Football
Game Results
All games

Team Results

Date	Opponent		Score	Overall	Conf	Time	Attend
09/03/2022	Troy	W	28-10	1-0	0-0	3:10	60533
09/10/2022	Central Ark.	W	59-3	2-0	0-0	3:28	58373
09/17/2022	at Georgia Tech	W	42-0	3-0	0-0	3:08	40293
09/24/2022	Tulsa	W	35-27	4-0	0-0	3:32	60641



2022-23 Ole Miss Football
Overall Team Statistics
All games

Team Statistics

	OM	OPP
Scoring	164	40
Points per game	41.0	10.0
Points Off Turnovers	24	14
First Downs	108	71
Rushing	60	34
Passing	39	33
Penalty	9	4
Rushing Yardage	1123	477
Yards gained rushing	1186	614
Yards lost rushing	63	137
Rushing attempts	194	150
Average per rush	5.8	3.2
Average per game	280.8	119.3
TDs Rushing	15	1
Passing Yardage	829	773
Comp-Att-Int	62-104-3	83-145-4
Average per pass	8.0	5.3
Average per catch	13.4	9.3
Average per game	207.3	193.3
TDs Passing	7	3
Total offense	1952	1250
Total plays	298	295
Average per play	6.6	4.2
Average per game	488.0	312.5
Kick returns: #-Yards	5-95	3-37
Punt returns: #-Yards	8-84	5-18
Int returns: #-Yards	4-33	3--2
Kick return average	19.0	12.3
Punt return average	10.5	3.6
Int return average	8.3	-0.7
Fumbles-Lost	11-3	7-3
Penalties-Yards	24-211	25-210
Average per game	52.8	52.5
Punts-Yards	15-629	28-1135
Average per punt	41.9	40.5
Net punt average	41.4	36.8
Kickoffs-Yards	27-1651	10-616
Average per kick	61.1	61.6
Net kick average	41.1	39.8
Time of possession / game	25:52	34:09
3rd-down conversion	26/52	20/66
3rd-down pct	50%	30%
4rd-down conversion	5/7	4/14



2022-23 Ole Miss Football
Overall Team Statistics
All games

	OM	OPP
4rd-down pct	71%	29%
Sacks by-Yards	13-78	2-19
Misc Yards	0	0
Touchdowns scored	23	4
Field goals - attempts	1-2	4-4
On-Side kicks	0-0	0-0
Red-zone scores	(19-21) 90%	(8-9) 89%
Red-zone touchdowns	(19-21) 90%	(4-9) 44%
PAT-attempts	(23-23) 100%	(4-4) 100%
2-point conversion-attempts	(0-0) 0%	(0-0) 0%
Attendance	179547	40293
Games / Avg per game	3/59849	1/40293
Neutral site games	-	0/0

Score by Periods

Team	1st	2nd	3rd	4th	OT	TOT
Ole Miss	56	52	49	7	0	164
Opponents	14	6	3	17	0	40



2022-23 Ole Miss Football
Individual Statistics
All games

Rushing

Player	gp	att	gain	loss	net	avg	td	lg	avg/g
Quinshon Judkins	4	70	440	11	429	6.1	5	36	107.3
Zach Evans	4	59	374	9	365	6.2	4	46	91.3
Jaxson Dart	4	29	223	22	201	6.9	0	36	50.3
Ulysses Bentley IV	3	14	76	1	75	5.4	4	17	25.0
Isaiah Woullard	4	9	22	9	13	1.4	0	5	3.3
Luke Altmyer	3	4	11	8	3	0.8	1	5	1.0
Jaylon Robinson	2	3	19	0	19	6.3	0	8	9.5
JJ Henry	4	2	4	1	3	1.5	0	4	0.8
Jonathan Mingo	4	1	2	0	2	2.0	1	2	0.5
Bobo Miller	3	1	11	0	11	11.0	0	11	3.7
Team	4	2	4	2	2	1.0	0	0	0.5
Total	4	194	1186	63	1123	5.8	15	46	280.8
Opponents	4	150	614	137	477	3.2	1	47	119.3

Punt Returns

Player	no.	yds	avg	td	lg
Jordan Watkins	6	55	9.2	0	22
Jonathan Mingo	1	13	13.0	0	13
Bobo Miller	1	16	16.0	0	0
Total	8	84	10.5	0	22
Opponents	5	18	3.6	0	23

Interceptions

Player	no.	yds	avg	td	lg
Dashaun Jerkins	1	4	4.0	0	4
Isheem Young	1	0	0.0	0	0
A.J. Finley	1	19	19.0	0	19
Miles Battle	1	10	10.0	0	10
Total	4	33	8.3	0	19
Opponents	3	-2	-0.7	0	2

Passing

Player	gp	effic	comp-att-int	pct	yds	td	lg	avg/g
Jaxson Dart	4	148.8	51-82-2	62.2	697	5	51	174.3
Luke Altmyer	3	135.9	8-17-1	47.1	125	2	36	41.7
Kinkead Dent	4	71.8	3-5-0	60.0	7	0	7	1.8
Total	4	143.0	62-104-3	59.6	829	7	51	207.3
Opponents	4	103.3	83-145-4	57.2	773	3	41	193.3

Kick Returns

Player	no.	yds	avg	td	lg
Dayton Wade	4	87	21.8	0	30
Casey Kelly	1	8	8.0	0	8
Total	5	95	19.0	0	30
Opponents	3	37	12.3	0	14

Receiving

Player	gp	no.	yds	avg	td	lg	avg/g
Michael Trigg	4	13	87	6.7	3	21	21.8
Malik Heath	4	13	220	16.9	3	31	55.0
Jonathan Mingo	4	12	257	21.4	1	51	64.3
Jordan Watkins	4	6	69	11.5	0	38	17.3
Dayton Wade	4	5	68	13.6	0	39	17.0
JJ Henry	4	5	56	11.2	0	22	14.0
Jaylon Robinson	2	3	25	8.3	0	16	12.5
Zach Evans	4	2	22	11.0	0	22	5.5
Quinshon Judkins	4	2	23	11.5	0	18	5.8
Qua Davis	3	1	2	2.0	0	2	0.7
Total	4	62	829	13.4	7	51	207.3
Opponents	4	83	773	9.3	3	41	193.3

Fumble Returns

Player	no.	yds	avg	td	lg
Isheem Young	1	13	13.0	0	13
Ladarius Tennison	1	25	25.0	1	25
Demarko Williams	1	0	0.0	0	0
Total	3	38	12.7	1	25
Opponents	3	-6	-2.0	0	0



2022-23 Ole Miss Football
Individual Statistics
All games

Scoring

Player	td	fg	PAT						pts
			kick	rush	rcv	pass	dxp	saf	
Quinshon Judkins	5	-	-	-	-	-	-	-	30
Ulysses Bentley IV	4	-	-	-	-	-	-	-	24
Jonathan Cruz	-	1-2	21-21	-	-	-	-	-	24
Zach Evans	4	-	-	-	-	-	-	-	24
Malik Heath	3	-	-	-	-	-	-	-	18
Michael Trigg	3	-	-	-	-	-	-	-	18
Jonathan Mingo	2	-	-	-	-	-	-	-	12
Ladarius Tennison	1	-	-	-	-	-	-	-	6
Luke Almyer	1	-	-	-	-	-	-	-	6
Christian Schanefelt	-	-	2-2	-	-	-	-	-	2
Total	23	1-2	23-23	0	0	0	0	0	164
Opponents	4	4-4	4-4	0	0	0	0	0	40

Field Goals

Player	fg	pct.	01-19	20-29	30-39	40-49	50-99	lg	blk
Jonathan Cruz	1-2	50.0	0-0	0-0	0-0	1-1	0-1	41	1
Opponents	4-4	100.0	0-0	2-2	2-2	0-0	0-0	31	0

FG Sequence

Team Name	Ole Miss	Opponents
Georgia Tech	51	
Central Ark.	(41)	(31)
Troy		(31)
Tulsa		(28),(20)

Numbers in (parentheses) indicate field goal was made

Total Offense

Player	g	plays	rush	pass	total	avg/g
Jaxson Dart	4	111	201	697	898	224.5
Quinshon Judkins	4	70	429	0	429	107.3
Zach Evans	4	59	365	0	365	91.3
Luke Almyer	3	21	3	125	128	42.7
Ulysses Bentley IV	3	14	75	0	75	25.0
Jaylon Robinson	2	3	19	0	19	9.5
Isaiah Woullard	4	9	13	0	13	3.3
Bobo Miller	3	1	11	0	11	3.7
Kinkead Dent	4	5	0	7	7	1.8
JJ Henry	4	2	3	0	3	0.8
Jonathan Mingo	4	1	2	0	2	0.5
Team	4	0	2	0	2	0.5
Total	4	298	1123	829	1952	488.0
Opponents	4	295	477	773	1250	312.5

Punting

Player	no.	yds	avg	lg	tb	fc	i20	50+	blk
Fraser Masin	15	629	41.9	51	0	6	6	2	0
Total	15	629	41.9	51	0	6	6	2	0
Opponents	28	1135	40.5	61	1	9	7	5	2

Kickoffs

Player	no.	yds	avg	tb	ob	retn	net	ydIn
Jonathan Cruz	24	1492	62.2	18	2			
Christian Schanefelt	3	159	53.0	1	0			
Total	27	1651	61.1	19	2	1	41.1	23
Opponents	10	616	61.6	4	0	3	39.8	25



2022-23 Ole Miss Football
Individual Statistics
All games

All Purpose

Player	g	rush	rcv	pr	kr	ir	total	avg/g
Quinshon Judkins	4	429	23	0	0	0	452	113.0
Zach Evans	4	365	22	0	0	0	387	96.8
Jonathan Mingo	4	2	257	13	0	0	272	68.0
Malik Heath	4	0	220	0	0	0	220	55.0
Jaxson Dart	4	201	0	0	0	0	201	50.3
Dayton Wade	4	0	68	0	87	0	155	38.8
Jordan Watkins	4	0	69	55	0	0	124	31.0
Michael Trigg	4	0	87	0	0	0	87	21.8
Ulysses Bentley IV	3	75	0	0	0	0	75	25.0
JJ Henry	4	3	56	0	0	0	59	14.8
Jaylon Robinson	2	19	25	0	0	0	44	22.0
Bobo Miller	3	11	0	16	0	0	27	9.0
A.J. Finley	4	0	0	0	0	19	19	4.8
Isaiah Woullard	4	13	0	0	0	0	13	3.3
Miles Battle	4	0	0	0	0	10	10	2.5
Casey Kelly	4	0	0	0	8	0	8	2.0
Dashaun Jerkins	4	0	0	0	0	4	4	1.0
Luke Altmyer	3	3	0	0	0	0	3	1.0
Qua Davis	3	0	2	0	0	0	2	0.7
Team	4	2	0	0	0	0	2	0.5
Total	4	1123	829	84	95	33	2164	541.0
Opponents	4	477	773	18	37	-2	1303	325.8



2022-23 Ole Miss Football
Overall Defense Statistics
All games

Team Defense

##	Player	gp	Tackles				tfl/yds	Sacks no-yds	Pass defense			Fumbles		blkd	
			ua	a	tot				int-yds	brup	qbh	fr-yds	ff	kick	saf
8	Troy Brown	4	15	14	29	0.5-1	.	.	2	4	
0	Tysheem Johnson	4	14	13	27	2-3	.	.	1	1	
21	A.J. Finley	4	14	9	23	.	.	1-19	2	
3	Otis Reese	4	9	11	20	2.5-10	1-7	.	2	1	
13	Ladarius Tennison	4	8	12	20	2.5-12	1-9	.	1	.	1-25	.	.	.	
11	Austin Keys	4	6	12	18	1.5-5	1-4	.	.	3	
36	Ashanti Cistrunk	4	5	11	16	.	.	.	1	.	.	1	.	.	
1	Isheem Young	4	8	8	16	.	.	1-0	1	.	1-13	.	.	.	
23	Khari Coleman	3	8	3	11	6.5-15	2.5-8	
20	Davison Igbinosun	4	6	5	11	
2	Cedric Johnson	4	3	8	11	1.5-8	1-8	.	.	3	.	.	1	.	
25	Trey Washington	4	7	3	10	.	.	.	2	.	.	1	.	.	
28	Markevious Brown	4	7	3	10	1-3	.	.	1	
6	Miles Battle	4	5	4	9	.	.	1-10	1	
30	Trip White	2	2	5	7	
15	Jared Ivey	4	3	3	6	2-10	1.5-9	.	.	1	
7	Deantre Prince	4	4	2	6	.	.	.	1	
90	Tywone Malone	4	3	3	6	.	.	.	1	1	
95	Tavius Robinson	4	3	3	6	1-9	1-9	.	.	3	
96	Isaiah Iton	4	.	5	5	1-4	0.5-2	.	1	1	
16	MJ Daniels	4	.	4	4	0.5-2	0.5-2	
17	Demon Clowney	2	3	1	4	2-9	1-7	
34	Tyler Banks	4	.	4	4	
33	Dashaun Jerkins	4	1	2	3	.	.	1-4	1	
89	J.J. Pegues	4	3	.	3	1-7	1-7	.	.	1	
35	Reginald Hughes	3	2	1	3	
38	KD Hill	4	.	3	3	1	
97	Jamond Gordon	3	1	2	3	1-2	
29	Demarko Williams	4	2	.	2	1-0	1	.	.	
51	Zxavian Harris	4	.	2	2	0.5-1	
99	DeSanto Rollins	2	.	2	2	
92	JJ Hawkins	2	1	.	1	1-6	1-6	
12	Fraser Masin	4	1	.	1	
32	Nick Cull	3	.	1	1	
27	Jalen Knox	3	1	.	1	
11	Jordan Watkins	4	1	.	1	
26	Taylor Groves	1	.	1	1	
26	Isaiah Woullard	4	1	.	1	
37	Bobo Miller	3	1	.	
Totals		4	147	160	307	28-107	13-78	4-33	18	20	3-38	3	2	0	
Opponents		4	172	136	308	23-60	2-19	3--2	10	13	3--6	4	1	0	



**2022-23 Ole Miss Football
Team Game-by-Game
All games**

Date	Opponent	Rushing				Receiving				Passing				Kick Returns				Punt Returns				tot off	
		no.	yds	td	lg	no.	yds	td	lg	cmp	att	int	yds	td	lg	no.	yds	td	lg	no.	yds		td
09/03/2022	Troy	44	266	3	46	19	167	1	22	19	29	1	22	1	13	0	13	0	0	0	0	0	433
09/10/2022	Central Ark.	37	233	3	34	18	277	4	51	18	32	1	51	2	38	0	30	2	29	0	13	510	
09/17/2022	at Georgia Tech	62	316	6	36	12	231	0	38	12	19	1	38	1	23	0	23	3	50	0	22	547	
09/24/2022	Tulsa	51	308	3	25	13	154	2	31	13	24	0	31	1	21	0	21	3	5	0	7	462	
Ole Miss		194	1123	15	46	62	829	7	51	62	104	3	51	5	95	0	30	8	84	0	22	1952	
Opponents		150	477	1	47	83	773	3	41	83	145	4	41	3	37	0	14	5	18	0	23	1250	

Ole Miss Averages

Games	Avg/ rush	Avg/ catch	Pass effic	KR avg	PR avg	All purpose avg/game	Total offense avg/game
4	5.8	13.4	143.0	19.0	10.5	541.0	488.0

Date	Opponent	Tackles			Sacks	Fumble	Pass Defense			blkd	PAT attempts			off				
		ua	a	total	tfl-yds	no-yds	ff	fr-yds	int-yds	qbh	brup	kick	kick	rush	rcv	saf	t/o	pts
09/03/2022	Troy	51	28	79	10.0-32	4-21	1	1-13	1-10	5	2	0	4-4	0	0	0	0	28
09/10/2022	Central Ark.	36	44	80	4.0-16	2-12	1	2-25	2-4	4	6	1	8-8	0	0	0	17	59
09/17/2022	at Georgia Tech	27	40	67	12.0-57	7-45	0	0-0	0-0	1	5	1	6-6	0	0	0	0	42
09/24/2022	Tulsa	33	48	81	2.0-2	0-0	1	0-0	1-19	10	5	0	5-5	0	0	0	7	35
Ole Miss		147	160	307	28.0-107	13-78	3	3-38	4-33	20	18	2	23-23	0	0	0	24	164
Opponents		172	136	308	23.0-60	2-19	4	3--6	3--2	13	10	1	4-4	0	0	0	14	40

Date	Opponent	Punting										Field Goals			Kickoffs				
		no.	yds	avg	long	blkd	tb	fc	50+	i20	md-att	long	blkd	no.	yds	avg	tb	ob	
09/03/2022	Troy	4	165	41.3	45	0	0	3	0	2	0-0	0	0	5	325	65.0	5	0	
09/10/2022	Central Ark.	3	137	45.7	51	0	0	0	1	1	1-1	41	0	9	486	54.0	3	1	
09/17/2022	at Georgia Tech	3	111	37.0	42	0	0	1	0	1	0-1	0	1	7	455	65.0	7	0	
09/24/2022	Tulsa	5	216	43.2	51	0	0	2	1	2	0-0	0	0	6	385	64.2	4	1	
Ole Miss		15	629	41.9	51	0	0	6	2	6	1-2	41	1	27	1651	61.1	19	2	
Opponents		28	1135	40.5	61	2	1	9	5	7	4-4	31	0	10	616	61.6	4	0	



**2022-23 Ole Miss Football
Opponents Game-by-Game
All games**

Date	Opponent	Rushing				Receiving				Passing				Kick Returns				Punt Returns				tot off		
		no.	yds	td	lg	no.	yds	td	lg	cmp	att	int	yds	td	lg	no.	yds	td	lg	no.	yds		td	lg
09/03/2022	Troy	33	60	0	14	35	286	1	30	35	48	1	286	1	30	0	0	0	0	0	0	0	0	346
09/10/2022	Central Ark.	40	102	0	13	14	131	0	41	14	31	2	131	0	41	2	24	0	14	3	19	0	23	233
09/17/2022	at Georgia Tech	34	53	0	13	18	161	0	38	18	32	0	161	0	38	0	0	0	0	0	0	0	0	214
09/24/2022	Tulsa	43	262	1	47	16	195	2	37	16	34	1	195	2	37	1	13	0	13	2	-1	0	1	457
Opponents		150	477	1	47	83	773	3	41	83	145	4	773	3	41	3	37	0	14	5	18	0	23	1250
Ole Miss		194	1123	15	46	62	829	7	51	62	104	3	829	7	51	5	95	0	30	8	84	0	22	1952

Opponents Averages

Games	Avg/ rush	Avg/ catch	Pass effic	KR avg	PR avg	All purpose avg/game	Total offense avg/game
4	3.2	9.3	103.3	12.3	3.6	325.8	312.5

Date	Opponent	Tackles			Sacks	Fumble	Pass Defense			blkd	PAT attempts			off				
		ua	a	total	tfl-yds	no-yds	ff	fr-yds	int-yds	qbh	brup	kick	kick	rush	rcv	saf	t/o	pts
09/03/2022	Troy	46	28	74	2.0-4	0-0	2	2-0	1-0	2	2	0	1-1	0	0	0	7	10
09/10/2022	Central Ark.	41	22	63	3.0-12	1-8	0	0-0	1-2	3	4	0	0-0	0	0	0	0	3
09/17/2022	at Georgia Tech	44	44	88	12.0-33	1-11	1	0-0	1-4	1	1	1	0-0	0	0	0	0	0
09/24/2022	Tulsa	41	42	83	6.0-11	0-0	1	1-6	0-0	7	3	0	3-3	0	0	0	7	27
Opponents		172	136	308	23.0-60	2-19	4	3--6	3--2	13	10	1	4-4	0	0	0	14	40
Ole Miss		147	160	307	28.0-107	13-78	3	3-38	4-33	20	18	2	23-23	0	0	0	24	164

Date	Opponent	Punting										Field Goals			Kickoffs				
		no.	yds	avg	long	blkd	tb	fc	50+	i20	md-att	long	blkd	no.	yds	avg	tb	ob	
09/03/2022	Troy	5	248	49.6	52	0	1	3	2	2	1-1	31	0	2	127	63.5	1	0	
09/10/2022	Central Ark.	8	269	33.6	47	1	0	1	0	1	1-1	31	0	2	104	52.0	0	0	
09/17/2022	at Georgia Tech	9	352	39.1	51	1	0	4	2	2	0-0	0	0	1	62	62.0	0	0	
09/24/2022	Tulsa	6	266	44.3	61	0	0	1	1	2	2-2	28	0	5	323	64.6	3	0	
Opponents		28	1135	40.5	61	2	1	9	5	7	4-4	31	0	10	616	61.6	4	0	
Ole Miss		15	629	41.9	51	0	0	6	2	6	1-2	41	1	27	1651	61.1	19	2	



**2022-23 Ole Miss Football
Games Played
All games**

##	Player	GP-GS	TROY	UCA	GaTech	Tulsa
0	Michael Trigg	4/4	START	START	START	START
0	Tysheem Johnson	4/3	START	START	XXX	START
1	Isheem Young	4/2	START	XXX	START	XXX
1	Jonathan Mingo	4/4	START	START	START	START
2	Cedric Johnson	4/4	START	START	START	START
2	Jaxson Dart	4/3	START	XXX	START	START
3	Otis Reese	4/4	START	START	START	START
3	Kentrel Bullock	2/0	XXX	XXX
4	Quinshon Judkins	4/0	XXX	XXX	XXX	XXX
5	Dannis Jackson	0/0
6	Miles Battle	4/0	XXX	XXX	XXX	XXX
6	Zach Evans	4/4	START	START	START	START
7	Deantre Prince	4/4	START	START	START	START
7	Luke Altmeyer	3/1	XXX	START	XXX	...
8	Troy Brown	4/4	START	START	START	START
8	Malik Heath	4/4	START	START	START	START
9	Jaylon Robinson	2/2	START	START
9	Brandon Mack	4/0	XXX	XXX	XXX	XXX
11	Jordan Watkins	4/2	XXX	XXX	START	START
11	Austin Keys	4/3	START	START	START	XXX
12	Kinkead Dent	4/0	XXX	XXX	XXX	XXX
12	Jakivuan Brown	0/0
12	Fraser Masin	4/0	XXX	XXX	XXX	XXX
13	Ladarius Tennison	4/3	XXX	START	START	START
13	Kyirin Heath	4/0	XXX	XXX	XXX	XXX
14	Jonathan Cruz	4/0	XXX	XXX	XXX	XXX
14	Derek Bermudez	0/0
15	Sellers Shy	1/0	...	XXX
15	Jared Ivey	4/1	XXX	XXX	XXX	START
16	MJ Daniels	4/0	XXX	XXX	XXX	XXX
16	Braden Waterman	0/0
17	Demon Clowney	2/0	...	XXX	XXX	...
17	Davin Wydner	0/0
19	Dayton Wade	4/0	XXX	XXX	XXX	XXX
20	Davison Igbinosun	4/4	START	START	START	START
21	A.J. Finley	4/4	START	START	START	START
22	Trace Campbell	1/0	...	XXX
22	Jarell Stinson	4/0	XXX	XXX	XXX	XXX
23	Khari Coleman	3/0	XXX	XXX	XXX	...
23	Drew Burnett	1/0	...	XXX
24	Ulysses Bentley IV	3/0	XXX	XXX	XXX	...
24	Richard O'Bryant	1/0	...	XXX
25	Trey Washington	4/0	XXX	XXX	XXX	XXX
26	Isaiah Woullard	4/0	XXX	XXX	XXX	XXX
26	Taylor Groves	1/0	...	XXX
27	Jalen Knox	3/0	XXX	XXX	XXX	...
27	Roman Rashada	0/0
28	Markevious Brown	4/0	XXX	XXX	XXX	XXX
29	Matt Jones	0/0
29	Demarko Williams	4/0	XXX	XXX	XXX	XXX
30	Fred McAfee	0/0
30	Trip White	2/0	...	XXX	XXX	...
31	Calvin Wilson	0/0
31	Jaron Willis	1/0	...	XXX
32	Nick Cull	3/0	XXX	XXX	XXX	...
33	Dashaun Jerkins	4/0	XXX	XXX	XXX	XXX
33	Mac Owen	0/0
34	Tyler Banks	4/0	XXX	XXX	XXX	XXX
35	Reginald Hughes	3/0	...	XXX	XXX	XXX
36	Ashanti Cistrunk	4/0	XXX	XXX	XXX	XXX



**2022-23 Ole Miss Football
Games Played
All games**

##	Player	GP-GS	TROY	UCA	GaTech	Tulsa
37	Bobo Miller	3/0	...	XXX	XXX	XXX
37	Kyndrich Breedlove	0/0
38	KD Hill	4/3	START	START	START	XXX
39	Joshua Pfeifer	0/0
39	Carter Patton	0/0
40	Zach Johansen	0/0
41	C.J. Terrell	1/0	...	XXX
42	Elijah Sabbatini	0/0
42	Landon Thomason	0/0
43	Caden Costa	0/0
43	Rayf Vinson	0/0
44	John Porchivina	4/0	XXX	XXX	XXX	XXX
45	Amani Johnson	0/0
46	Harrison Craig	0/0
46	Salathiel Hemphill	0/0
47	Trustin Northington	0/0
48	Andrew Griffith	1/0	...	XXX
48	Charlie Pollock	0/0
49	Jared Lawrence	4/0	XXX	XXX	XXX	XXX
49	Daniel Newman	0/0
50	Jalen Cunningham	4/0	XXX	XXX	XXX	XXX
51	Flip Carswell	0/0
51	Zxavian Harris	4/0	XXX	XXX	XXX	XXX
54	Caleb Warren	4/4	START	START	START	START
54	Zaid Warren	0/0
55	Preston Cushman	2/0	...	XXX	XXX	...
56	Danny Lockhart Jr.	1/0	...	XXX
56	Reece McIntyre	4/0	XXX	XXX	XXX	XXX
57	Micah Pettus	4/0	XXX	XXX	XXX	XXX
58	Demarcus Smith	0/0
64	Nick Broeker	4/4	START	START	START	START
65	Alec Grijalva	0/0
66	Cedric Nicely	1/0	...	XXX
69	Jack Greer	0/0
71	Jayden Williams	4/4	START	START	START	START
72	Tobias Braun	1/0	...	XXX
73	Eli Acker	4/4	START	START	START	START
74	Erick Cade	0/0
75	Mason Brooks	4/0	XXX	XXX	XXX	XXX
76	Cedric Melton	2/0	XXX	XXX
77	Hamilton Hall	3/0	...	XXX	XXX	XXX
78	Jeremy James	4/4	START	START	START	START
79	Cam East	2/0	...	XXX	XXX	...
80	Jonathan Hess	0/0
81	Casey Kelly	4/0	XXX	XXX	XXX	XXX
82	Larry Simmons	1/0	XXX	...
83	Lex Boucvalt	1/0	...	XXX
84	Qua Davis	3/0	XXX	XXX	XXX	...
85	Jeremiah Dillon	0/0
86	JJ Henry	4/0	XXX	XXX	XXX	XXX
87	Hudson Wolfe	0/0
88	Bralon Brown	3/0	...	XXX	XXX	XXX
89	J.J. Pegues	4/0	XXX	XXX	XXX	XXX
89	Brandon Buckhaultler	2/0	...	XXX	XXX	...
90	Tywone Malone	4/0	XXX	XXX	XXX	XXX
92	JJ Hawkins	2/0	...	XXX	XXX	...
93	Carter Short	1/0	...	XXX
94	Tavion Prather	0/0
94	Christian Schanefelt	1/0	...	XXX
95	Tavius Robinson	4/4	START	START	START	START



2022-23 Ole Miss Football
Games Played
All games

##	Player	GP-GS	TROY	UCA	GaTech	Tulsa
96	Isaiah Iton	4/0	XXX	XXX	XXX	XXX
97	Jamond Gordon	3/1	...	XXX	XXX	START
98	Jaden Dicks	0/0
99	DeSanto Rollins	2/0	...	XXX	XXX	...

SCORING DRIVES

vs. Troy

Started at	Plays	Yards	Time	Result
Ole Miss 18	9	82	2:13	TD
Ole Miss 21	10	79	3:01	TD
Ole Miss 17	11	83	3:40	TD
Ole Miss 25	13	75	4:18	TD

vs. Central Arkansas

Started at	Plays	Yards	Time	Result
Ole Miss 30	6	70	2:05	TD
Central Arkansas 25	0	0	0:00	TD
Central Arkansas 4	2	4	0:33	TD
Ole Miss 35	7	65	2:29	TD
Ole Miss 20	7	57	0:51	FG
Ole Miss 31	5	69	1:43	TD
Ole Miss 35	5	65	1:49	TD
Ole Miss 46	7	54	2:37	TD
Central Arkansas 6	1	6	0:07	TD

at Georgia Tech

Started at	Plays	Yards	Time	Result
Ole Miss 26	5	74	1:21	TD
Georgia Tech 20	6	20	1:49	TD
Ole Miss 23	6	77	1:58	TD
Ole Miss 37	8	63	3:18	TD
Ole Miss 31	7	69	2:12	TD
Ole Miss 32	12	68	4:00	TD

vs. Tulsa

Started at	Plays	Yards	Time	Result
Ole Miss 25	6	75	1:39	TD
Ole Miss 25	12	75	3:52	TD
Ole Miss 30	4	70	1:06	TD
Ole Miss 7	12	93	3:58	TD
Tulsa 46	2	46	0:17	TD

CHARTING THE BIG PLAYS

— PASSING —

Player	10-19	20-29	30-39	40-49	50+	Total
Dart	13	6	5	0	1	25
Altmyer	2	2	1	0	0	5
TOTAL	15	8	6	0	1	30

— RUSHING —

Player	10-19	20-29	30-39	40-49	50+	Total
Evans	9	2	0	1	0	12
Judkins	6	1	2	0	0	9
Dart	1	1	1	0	0	3
Bentley	4	0	0	0	0	4
Miller	1	0	0	0	0	1
TOTAL	21	4	3	1	0	29

— RECEIVING —

Player	10-19	20-29	30-39	40-49	50+	Total
Evans	0	1	0	0	0	1
Mingo	3	1	2	0	1	7
Trigg	2	1	0	0	0	3
Heath	3	4	0	0	0	7
Judkins	1	0	0	0	0	1
Henry	2	1	0	0	0	3
Watkins	1	0	1	0	0	2
Wade	1	0	1	0	0	2
Robinson	1	0	0	0	0	1
TOTAL	14	8	4	0	1	27

IN THE RED ZONE

When the offense moves the ball inside the opponent's 20-yard line, the offense is considered to be in the "red zone," and in prime scoring position. The following chart shows how the Rebel offense performs inside the "red zone" during the 2022 season:

Game	Chances	TD	FG	TO	Downs	Missed FG	Half
Troy	4	4	0	0	0	0	0
Central Arkansas	8	7	0	0	1	0	0
Georgia Tech	5	5	0	0	0	0	0
Tulsa	4	3	0	0	0	0	0
Kentucky							
Vanderbilt							
Auburn							
LSU							
Texas A&M							
Alabama							
Arkansas							
Mississippi State							
Totals	21	19	0	0	1	0	0
Opp. Totals	9	4	4	0	1	0	0

Ole Miss Scoring Percentage: 90.5% (19 of 21)
Opponents Scoring Percentage: 88.9% (8 of 9)

Ole Miss Points Scored: 133
Opponents Points Scored: 40

GAME ONE #21 OLE MISS 28, TROY 10

Sept. 3, 2022

Attendance: 60,533 • Vaught-Hemingway Stadium • Oxford, Miss.

OXFORD, Miss. — New names and faces were an important part of the outcome as the Rebels defeated the Troy Trojans, 28-10, on Saturday afternoon.

A total of 27 new Rebels made their debut on Saturday, helping push Ole Miss to its 10th straight home victory dating back to Nov. 14, 2020 — the longest home winning streak in program history since winning 33 in a row from Nov. 1, 1952 to Nov. 7, 1964.

Defensively, junior TCU transfer Khari Coleman was a one-man wrecking crew in his Rebel debut, terrorizing the Troy backfield with 5.0 tackles for loss and 2.0 sacks on eight total tackles — marking just the third time since 1999 that a Rebel has notched at least 5.0 tackles for loss, joining Mark Robertson's 5.0 in 2021 and Kendrick Clancy's 6.0 in 1999. After Ole Miss won the opening coin toss and deferred, Troy took the kickoff and had an eight-play drive to midfield. But the Trojans stalled there as the Rebel defense stepped up. Dart was 1-for-3 on his first drive as a Rebel that also stalled for Ole Miss near midfield.

After another early Troy drive produced nothing, the Rebels went to work for the game's first points. Nine plays and 82 yards later, Ulysses Bentley IV took it in from two yards out for a touchdown, and the PAT by Jonathan Cruz made it 7-0 Rebels with 2:25 to go in the first. On that drive Dart connected on a 16-yard pass to Jonathan Mingo, and a big Evans rush of 46 yards setup the Bentley score.

Ole Miss added two touchdowns in the second quarter, a two-yard scamper by Mingo and then another two-yard rush, this time by the freshman Judkins to the right pylon to give Ole Miss an early 21-0 lead with 6:38 to go in the first half.

Troy got its first points of the game to end the first half on a 31-yard field goal by Brooks Buce as time expired, making it a 21-3 game at the break.

The Rebels took the second half opening kickoff and impressively drove 75 yards in 13 plays, capped by a 12-yard touchdown pass from Dart to senior wide receiver Malik Heath. The extra point by Cruz made it 28-3 Rebels, and even though there was a lot of time remaining, this one was all but over less than five minutes into the third quarter.

Later in the quarter, Ole Miss seemed poised for more points at the Troy 22 after Miles Battle intercepted a Gunnar Watson pass with 6:26 to go in the third. But on the very next play, Dart was intercepted in the end zone by the Trojans' Markeis Colvin.

In the fourth quarter, Troy scored its lone touchdown on fourth and goal at the Rebel 3-yard line on a pass from Watson to Rajae Johnson, the end of a 39-yard drive that took 11 plays. The point after by Buce was good, and it was 28-10.

Troy	0	3	0	7	10
Ole Miss	7	14	7	0	28
1st Quarter					OM-TR
02:25 OM	U. Bentley 2 yd run (Jonathan Cruz kick)				7-0
2nd Quarter					
11:51 OM	Jonathan Mingo 2 yd run (Jonathan Cruz kick)				14-0
06:38 OM	Q. Judkins 2 yd run (Jonathan Cruz kick)				21-0
00:00 TROY	Buce, Brooks 31 yd field goal				21-3
3rd Quarter					
10:42 OM	M. Heath 12 yd pass from J. Dart (Jonathan Cruz kick)				28-3
4th Quarter					
07:17 TROY	R. Johnson 3 yd pass from G. Watson (B. Buce kick)				28-10

Team Stats	TROY	OM
First Downs	20	24
Rushes-Yards	33-60	44-266
Passing Yards	286	167
Comp.-Att.-Int.	35-48-1	19-29-1
Total Plays-Yards	81-346	73-433
Fumbles-Lost	2-1	4-2
Penalties-Yards	6-37	3-16
Punt Returns-Avg.	0-0.0	0-0.0
KO Returns-Avg.	0-0.0	1-13.0
Interceptions	1	1
Possession Time	37:02	22:58
3rd Down Conv.	6-17	9-14
4th Down Conv.	2-5	1-1

Individual Leaders
Rushing
OM: Z. Evans, 20-130
Q. Judkins, 14-87 (1 TD)
TROY: K. Vidal, 12-48
Passing
OM: J. Dart, 18-27-154 (1 TD)
UL: G. Watson, 34-47-275 (1 TD)
Receiving
OM: M. Trigg, 4-33
UL: D. Stoudemire, 6-45

GAME TWO #22 OLE MISS 59, CENTRAL ARKANSAS 3

Sept. 10, 2022

Attendance: 58,373 • Vaught-Hemingway Stadium • Oxford, Miss.

OXFORD, Miss. — Ole Miss grabbed the lead from the jump and never looked back in a dominant 59-3 victory over Central Arkansas at Vaught-Hemingway Stadium on Saturday night. The Rebels played well in all three facets of the game with seven touchdowns on offense, as well as one on special teams, while forcing four turnovers.

After winning the coin toss and taking the kickoff, Altmyer immediately took a shot down the sideline to Mingo for a 36-yard gain. Ole Miss ran the ball four straight times before Altmyer punched the first score of the game with a 7-yard touchdown pass to Trigg.

The Rebel defense stopped Central Arkansas' offense on its first drive and forced a punt. The Bears' fumbled the snap, which was picked off the ground by Tennison and taken to the end zone. Central Arkansas was unable to get anything going on offense on the ensuing drive, and Ole Miss blocked a punt to regain the ball on the UCA's 4-yard line. It took two plays for Altmyer and Trigg to connect on their second touchdown of the night.

Following a Bears' three-and-out, Ole Miss would score once more before the end of the first quarter. He put the offense in position to score with a 26-yard pass to Malik Heath down the middle of the field on a 1st-and-24.

The scoring settled down in the second quarter as Cruz's field goal were the only points of the frame. Ole Miss went into the half leading 31-0.

Ole Miss ramped it back up to start the second half. The defense forced a three-and-out, giving the ball to the Rebel offense. On the second play of the drive, Dart launched a 51-yard bomb to Mingo with an incredible catch over the Bears' cornerback. Two plays later, Zach Evans bulldozed his way into the endzone. On the very next drive, Dart found Dayton Wade behind the defense for a 39-yard reception. The next play, he located Trigg open to the left for six, extending the Rebel lead to 45 after the Cruz extra point. Trigg became just the 11th Rebel to score three touchdowns in a single game.

The Rebels' offense continued to command the game as they crossed the goal line one more time before the third quarter finished.

In the fourth, Central Arkansas marched down the field, cutting a big chunk of the field by throwing it deep for 36 yards. However, the Bears settled for a field to get on the board, down 52-3. As the game was nearing its end, UCA fumbled on a punt return and Ole Miss recovered it inside the 10. Ulysses Bentley IV put the cherry on top with an 11-yard rushing touchdown.

Central Arkansas	0	0	0	3	3
Ole Miss	28	3	21	7	59
1st Quarter					CA-OM
12:55 OM	M. Trigg 7 yd pass from L. Altmyer (J. Cruz kick)				0-7
07:09 OM	L. Tennison 25 yd fumble recovery (J. Cruz kick)				0-14
05:02 OM	M. Trigg 4 yd pass from L. Altmyer (J. Cruz kick)				0-21
00:21 OM	L. Altmyer 1 yd run (J. Cruz kick)				0-28
2nd Quarter					
00:00 OM	J. Cruz 41 yd field goal				0-31
3rd Quarter					
11:38 OM	Z. Evans 3 yd run (J. Cruz kick)				0-38
08:09 OM	M. Trigg 2 yd pass from J. Dart (J. Cruz kick)				0-45
01:19 OM	M. Heath 6 yd pass from J. Dart (C. Schanefelt kick)				0-52
4th Quarter					
09:54 UCA	H. Ray 31 yd field goal				3-52
03:23 OM	U. Bentley 11 yd run (C. Schanefelt kick)				3-59

Team Stats	UCA	OM
First Downs	12	25
Rushes-Yards	40-142	37-243
Passing Yards	131	277
Comp.-Att.-Int.	14-31-2	18-32-1
Total Plays-Yards	71-233	69-510
Fumbles-Lost	4-2	1-0
Penalties-Yards	8-68	9-79
Punt Returns-Avg.	3-6.3	2-14.5
KO Returns-Avg.	2-12.0	2-19.0
Interceptions	1	2
Possession Time	36:16	23:44
3rd Down Conv.	4-18	3-8
4th Down Conv.	1-5	0-2

Individual Leaders
Rushing
OM: Q. Judkins, 10-104
Z. Evans, 11-53 (1 TD)
UCA: D. Hale, 15-46
Passing
OM: J. Dart, 10-15-182 (2 TD)
UCA: W. McElvain, 13-27-126
Receiving
OM: M. Trigg, 5-28 (3 TD)
J. Mingo, 3-103
UCA: J. Barnes, 6-84

GAME THREE
#17 OLE MISS 42, GEORGIA TECH 0

Sept. 17, 2022
Attendance: 40,293 • Bobby Dodd Stadium • Atlanta, Ga.

ATLANTA — Ole Miss was dominant in its first road contest of the year on Saturday, as the Rebels ran right through Bobby Dodd Stadium to take a convincing 42-0 victory from Georgia Tech.

From the opening drive it looked like Ole Miss (3-0) was on a mission in Atlanta, as the three-headed Rebel backfield of Zach Evans, Quinshon Judkins and Ulysses Bentley IV put together their best performance of the season against Georgia Tech (1-2) to help lead the Rebels to a season-high 316 rushing yards on the day, as well as six total rushing touchdowns.

Evans (18 carries, 134 yards), Judkins (19 carries, 98 yards) and Bentley IV (eight carries, 27 yards) each finished with two rushing touchdowns apiece, marking the first time three Rebels recorded at least two rushing touchdowns since the team's 1979 matchup with Vanderbilt.

The Rebel defense also played a major role in the team's win over the Yellow Jackets, pitching their first full-game shutout since 2014 when Ole Miss took down Presbyterian, 48-0. The Ole Miss defense stonewalled Georgia Tech, allowing just 214 total yards along with seven total sacks on the day. The stout Rebel defensive unit has allowed only 13 points through its first three games of 2022, and have held opponents scoreless in nine of 12 quarters this season — including seven of the last eight.

The Rebels got to work right away after receiving the opening kickoff, as the Jaxson Dart led offense marched down the field on a 74-yard scoring drive that only took 1:21 off the clock in five plays before it was capped off with an Evans 3-yard touchdown run. Despite only completing one pass on the opening drive, Dart would still record a season-high 207 yards through the air for the Rebels on a 10-of-16 clip before his day would come to an end.

Momentum remained in the Rebels' corner on the defensive side of the ball, when a three-and-out drive for the Yellow Jackets led to a punt being blocked and recovered by Cedric Johnson at the Georgia Tech 20-yard line. The Rebels would capitalize on the field position, with Judkins running for a 7-yard touchdown to put Ole Miss up 14-0 early in Atlanta.

Johnson's punt block marks the second of the season for the Rebel special teams unit, as well as the first time that an Ole Miss team has had two punt blocks in a single season since 2007. It also stands as the first time the Rebels have blocked a punt in consecutive games since 1998.

The second quarter saw Evans continue his dominance running the ball, as he ripped off a 26-yard touchdown scamper to bump the Ole Miss lead up to 21-0, while hitting 100 first-half rushing yards for the second time this season. The Rebel defense held strong for the remainder of the frame, holding the Yellow Jackets scoreless into the halftime break.

It marked the second consecutive game in which Ole Miss has held their opponent to under 250 total yards on offense.

Ole Miss	14	7	21	0	42
Georgia Tech	0	0	0	0	0
1st Quarter					
13:34	OM	Z. Evans 3 yd run (Jonathan Cruz kick)			7-0
09:51	OM	Q. Judkins 7 yd run (Jonathan Cruz kick)			14-0
2nd Quarter					
05:36	OM	Z. Evans 26 yd run (Jonathan Cruz kick)			21-0
3rd Quarter					
08:51	OM	Q. Judkins 1 yd run (Jonathan Cruz kick)			28-0
05:20	OM	U. Bentley 15 yd run (Jonathan Cruz kick)			35-0
00:02	OM	U. Bentley 1 yd run (Jonathan Cruz kick)			42-0

Team Stats	OM	GT	Individual Leaders
First Downs	31	13	Rushing
Rushes-Yards	62-316	34-53	OM: Z. Evans, 18-134 (2 TD)
Passing Yards	231	161	Q. Judkins, 19-98 (2 TD)
Comp.-Att.-Int.	12-19-1	18-32-0	U. Bentley, 8-27 (2 TD)
Total Plays-Yards	81-547	66-214	GT: H. Hall, 8-27
Fumbles-Lost	1-0	0-0	Passing
Penalties-Yards	6-55	4-25	OM: J. Dart, 10-16-207
Punt Returns-Avg.	4-16.0	0-0.0	GT: J. Sims, 18-32-161
KO Returns-Avg.	1-23.0	0-0.0	Receiving
Interceptions	0	1	OM: M. Heath, 4-78
Possession Time	30:53	29:07	GT: M. Rutherford, 4-52
3rd Down Conv.	7-15	6-18	
4th Down Conv.	3-3	0-2	

GAME FOUR
#13 OLE MISS 35, TULSA 27

Sept. 24, 2022
Attendance: 60,641 • Vaught-Hemingway Stadium • Oxford, Miss.

OXFORD, Miss. - Ole Miss anticipated an aerial shootout against Tulsa's top-ranked passing offense, but a tough Rebel running game and a defensive effort that never fully broke helped the 13th-ranked Rebels hold on, 35-27, over the Golden Hurricane on Saturday.

The Rebels (4-0) battled back from an early 14-7 first quarter deficit to take a 35-17 halftime lead over Tulsa (2-2), but the second half became a defensive slugfest highly dependent on the running game and field position.

On the ground, Ole Miss tallied 308 of its 462 total yards, led by another impressive showing from freshman running back Quinshon Judkins, who ended the day on a career-high 140 yards and two scores on 27 carries. Today's matchup marks the first time since 1999 that Ole Miss has had at least one 100-yard rusher in four consecutive games, as well as the first time since at least 1976 in available game-by-game data that Ole Miss has opened the year with four straight games with a 100-yard rusher.

Judkins had three runs of 20 yards or more, and his two touchdowns in the second quarter pushes him to five in four games.

Judkins, starting quarterback Jaxson Dart (13 carries, 116 yards) and Zach Evans (10 carries, 48 yards, 1 TD) all secured high numbers in the rushing game for the Rebels, while Malik Heath (4 catches, 75 yards, 1 TD) and Jonathan Mingo (3 catches, 54 yards, 1 TD) hauled in 129 of Ole Miss' 154 passing yards.

It was an offensive back-and-forth battle as both teams secured at least 450 yards on offense, but the Rebels were able to put up the points needed in the first half, while the defense closed out the game in the back half.

The Rebel defense stymied Tulsa's FBS-leading passing attack to 218 yards fewer than its No. 1 ranked average of 413 yards per game entering, throwing for just 195 on Saturday.

Holding off a late surge by Tulsa, the Rebels held on for their 35-27 win over the Golden Hurricane, moving to 4-0 as the team heads into its first SEC game of the year against Kentucky.

Tulsa	14	3	3	7	27
Ole Miss	7	28	0	0	35
1st Quarter					
13:21	OM	Z. Evans 20 yd run (J. Cruz kick)			0-7
07:55	UT	D. Brin 1 yd run (Z. Long kick)			7-7
03:17	UT	I. Epps 20 yd pass from D. Brin (Z. Long kick)			14-7
2nd Quarter					
14:25	OM	Q. Judkins 4 yd run (J. Cruz kick)			14-14
10:31	OM	M. Heath 31 yd pass from J. Dart (J. Cruz kick)			14-21
05:01	OM	Q. Judkins 1 yd run (J. Cruz kick)			14-28
01:25	OM	J. Mingo 31 yd pass from J. Dart (J. Cruz kick)			14-35
00:00	UT	Z. Long 28 yd field goal			17-35
3rd Quarter					
10:16	UT	Z. Long 20 yd field goal			20-35
4th Quarter					
14:38	UT	I. Epps 17 yd pass from B. Braxton (Z. Long kick)			27-35

Team Stats	UT	OM	Individual Leaders
First Downs	27	27	Rushing
Rushes-Yards	43-262	51-308	OM: Q. Judkins, 27-140 (2 TD)
Passing Yards	195	154	J. Dart, 13-116
Comp.-Att.-Int.	16-35-1	13-24-0	UT: B. Jackson, 8-77
Total Plays-Yards	78-457	75-462	Passing
Fumbles-Lost	1-0	5-1	OM: J. Dart, 13-24-154 (2 TD)
Penalties-Yards	7-80	6-61	UT: D. Brin, 7-13-112 (1 TD)
Punt Returns-Avg.	2--0.5	3-2.0	B. Braxton, 9-22-83 (1 TD)
KO Returns-Avg.	1-13.0	1-21.0	Receiving
Interceptions	0	1	OM: M. Heath, 4-75 (1 TD)
Possession Time	34:13	25:47	J. Mingo, 3-54 (1 TD)
3rd Down Conv.	4-13	7-15	UT: I. Epps, 4-62 (2 TD)
4th Down Conv.	1-2	1-1	