



SCHEDULE & RESULTS

5-2, 0-0 SEC

HOME: 2-2 AWAY: 1-0 NEUTRAL: 2-0

AUGUST (1-1)

| | | | |
|----|-----------|--------|--------|
| 26 | MARQUETTE | 7 p.m. | L, 3-2 |
| 28 | OHIO | 4 p.m. | W, 3-0 |

SEPTEMBER (4-1)

| | | | |
|----|----------------------|------------|-------------|
| 2 | vs. Northern Iowa | 6 p.m. | W, 3-0 |
| 3 | at #17 Creighton | 11:30 a.m. | W, 3-1 |
| 3 | vs. #25 Southern Cal | 6 p.m. | W, 3-0 |
| 9 | #6 WISCONSIN | 6 p.m. | L, 3-0 |
| 10 | INDIANA STATE | 4 p.m. | W, 3-0 |
| 14 | #3 LOUISVILLE | 7 p.m. | ESPN |
| 18 | #2 NEBRASKA | 3 p.m. | ESPNU |
| 24 | LSU* | 4 p.m. | SECN+ |
| 25 | LSU* | Noon | SEC Network |
| 28 | at Missouri* | 7 p.m. | SECN+ |

OCTOBER (0-0)

| | | | |
|----|---------------|--------|-------------|
| 1 | ALABAMA* | 4 p.m. | SECN+ |
| 7 | at Arkansas* | 8 p.m. | SECN+ |
| 8 | at Arkansas* | 8 p.m. | SECN+ |
| 12 | OLE MISS* | 8 p.m. | SEC Network |
| 22 | at Texas A&M* | 3 p.m. | SECN+ |
| 23 | at Texas A&M* | 3 p.m. | ESPNU |
| 29 | AUBURN* | 4 p.m. | SECN+ |
| 30 | AUBURN* | 4 p.m. | SECN+ |

NOVEMBER (0-0)

| | | | |
|----|-----------------------|--------|-------------|
| 2 | at Georgia* | 7 p.m. | SECN+ |
| 11 | at Mississippi State* | 9 p.m. | SEC Network |
| 16 | TENNESSEE* | 7 p.m. | SECN+ |
| 19 | at #16 Florida* | 4 p.m. | SECN+ |
| 20 | at #16 Florida* | 2 p.m. | SEC Network |
| 25 | SOUTH CAROLINA* | 4 p.m. | SECN+ |
| 26 | SOUTH CAROLINA* | 1 p.m. | SECN+ |

Home matches, listed in **BOLD**, played in Memorial Coliseum
 * - SEC Match; & - NCAA Tournament



#13 KENTUCKY (5-2, 0-0)

GENERAL INFORMATION

Head Coach: Craig Skinner (18th)
 Record at UK: 407-133
 Career Record: Same
 AVCA Rank: 13
 RPI: TBA

2022 CATEGORY LEADERS

K/S: Reagan Rutherford (3.96)
 B/S: Elise Goetzinger (1.17)
 D/S: Eleanor Beavin (4.29)
 A/S: Emma Grome (11.58)
 Ace/S: Reagan Rutherford (0.54)
 Pct.: Elise Goetzinger (.449)



#3 LOUISVILLE (7-1, 0-0)

GENERAL INFORMATION

Head Coach: Dani Busboom-Kelly
 Record at UL: 123-31
 Career Record: Same
 AVCA Rank: 3
 RPI: TBA

CATEGORY LEADERS

K/S: Claire Chaussee (3.48)
 B/S: Cara Cresse (1.20)
 D/S: Elena Scott (4.23)
 A/S: Raquel Lazaro (9.60)
 Pct.: Amaya Tillman (.389)

MEDIA INFORMATION

LOCATION

VENUE..... MEMORIAL COLISEUM (7,000)

BROADCAST

TV ESPN
 PLAY-BY-PLAY..... ERIC FREDE
 COLOR..... KATIE GEORGE

SERIES HISTORY

Kentucky leads: 31-26
 Last meeting: Louisville won 3-2 | Sept. 15, 2021
 Last meeting in Lexington: UK won 3-0 | Sept. 20, 2019
 Streak: Louisville has won 1 in a row | UK has won 7 of 8
 Last UK win: UK won 3-0 | Sept. 20, 2019

Note: A rivalry of trends ...
 From 1977-1993 - UK was 22-5
 From 1994-2010 - UK was 5-19
 Since 2011 - UK is 9-2

2022 SEASON CAT SCRATCHES

- Kentucky won the 2020 NCAA Volleyball National Championship with a 3-1 win over Texas, becoming the first SEC school to ever win the national title.
- 2022 is Craig Skinner's 18th season as the head coach at Kentucky. He is the second-longest tenured coach in the SEC (Mary Wise).
- UK has won five-straight SEC Championships.
- Craig Skinner won the 2020-21 AVCA National Coach of the Year award, becoming the second UK head coach to win the award (Kathy DeBoer).
- UK began the season ranked No. 11 in the AVCA Coaches' Poll.
- Kentucky won its lone exhibition match of the season at Dayton, 3-1, on Aug. 20.
- UK will have five newcomers on its 2022 roster, including two true freshman, a redshirt freshman and three transfers. The two true freshman are Haley Melby and Audrey Whitworth.
- Transferring into Kentucky are Adanna Rollins (Minnesota, Penn State), Lane Jenkins (Loyola-Chicago) and Kelly Franxman (Xavier).
- After suffering a torn achilles in preseason of her freshman year in 2021, Jordyn Williams is back at full strength for the 2022 season and will play as a RS-Fr.
- After the devastating flooding in the Eastern Kentucky area in August, the team took a bus to EKU for the day to help clean up the area and practiced at a local gym for the community to come out and practice.
- Kentucky liberos have won SEC Libero/Defensive Player of the Year in 11 of the last 12 years, including Eleanor Beavin in 2022.
- UK won three major awards in 2022 with Alli Stumler winning SEC Player of the Year, Emma Grome SEC Freshman of the Year and Beavin SEC Libero of the Year.

2022 STATISTICAL LEADERS

KILLS



Reagan Rutherford
3.96 / set

PERCENTAGE



Elise Goetzinger
.449

BLOCKS



Elise Goetzinger
1.17 / set

ASSISTS



Emma Grome
11.58 / set

DIGS



Eleanor Beavin
4.29 / set

ACES



Reagan Rutherford
0.54 / match



1
Maddie Berezowitz
 Senior
 Burlington, Wisconsin
 Libero / DS



3
Jordyn Williams
 RS-Freshman
 Lantana, Texas
 Middle Blocker



4
Emma Grome
 Sophomore
 Loveland, Ohio
 Setter



6
Eleanor Beavin
 Sophomore
 Louisville, Ky.
 Libero / DS



7
Haley Melby
 Freshman
 Munster, Ind.
 Outside Hitter



8
Adanna Rollins
 Senior
 Carrollton, Texas
 Outside Hitter



9
Riah Walker
 Junior
 Sarasota, Florida
 Libero / DS



10
Reagan Rutherford
 Junior
 Missouri City, Texas
 Opposite



11
Elise Goetzinger
 Junior
 Blue Mounds, Wisconsin
 Middle Blocker



13
Erin Lamb
 Sophomore
 Stewartville, Minnesota
 Outside Hitter



14
Bella Bell
 RS - Junior
 Blythewood, South Carolina
 Middle Blocker



15
Azhani Tealer
 Senior
 Grand Prairie, Texas
 Middle Blocker



18
Lane Jenkins
 Sophomore
 Versailles, Ky.
 Setter




19
Audrey Whitworth
 Freshman
 Hardinsburg, Ky.
 Libero / DS




20
Kelly Franxman
 RS-Senior
 Taylor Mill, Ky.
 Outside Hitter



Craig Skinner
 Head Coach
 (18th year)



Anders Nelson
 Associate Head Coach
 (10th year)



Merideth Jewell
 Assistant Coach
 (1st year)

PRONUNCIATION GUIDE

Maddie Berezowitz..... Brez-Uh-Wits
 Kelly Franxman Franks-men
 Elise Goetzinger GETS-ing-er
 Adanna Rollins Uh-DON-Uh
 Azhani Tealer As-jsaw-nee
 Riah Walker RYE-uh
 Anders Nelson On-Ders

2022 ROSTER

ALPHABETICAL

| No. | Name | Pos. | Ht. | Class | Hometown/High School |
|-----|-------------------|------|------|---------|------------------------------------|
| 6 | Eleanor Beavin | L | 5-5 | So. | Louisville, Ky./Mercy |
| 14 | Bella Bell | MB | 6-3 | RS- Jr. | Blythewood, S.C./Blythewood |
| 1 | Maddie Berezowitz | L | 5-6 | Sr. | Burlington, Wisc./Burlington |
| 20 | Kelly Franxman | OH | 6-0 | RS-Sr. | Taylor Mill, Ky./Xavier |
| 11 | Elise Goetzinger | MB | 6-4 | Jr. | Blue Mounds, Wisc./Mt. Horeb |
| 4 | Emma Grome | S | 5-9 | So. | Loveland, Ohio/St. Ursula |
| 18 | Lane Jenkins | S | 5-9 | So. | Versailles, Ky./Loyola-Chicago |
| 13 | Erin Lamb | OH | 6-3 | So. | Stewartville, Minn./Stewartville |
| 7 | Haley Melby | OH | 6-1 | Fr. | Munster, Ind./Munster |
| 8 | Adanna Rollins | OH | 6-0 | Sr. | Carrolton, Texas/Penn State |
| 10 | Reagan Rutherford | OPP | 6-0 | Jr. | Missouri City, Texas/Ridge Point |
| 15 | Azhani Tealer | OPP | 5-10 | Sr. | Grand Prairie, Texas/Grand Prairie |
| 9 | Riah Walker | L | 5-10 | Jr. | Sarasota, Fla./Riverview |
| 19 | Audrey Whitworth | L | 5-8 | Fr. | Hardinsburg, Ky./ Breckinridge |
| 3 | Jordyn Williams | MB | 6-2 | So. | Lantana, Texas/Guyer |

NUMERICAL

| No. | Name | Pos. | Ht. | Class | Hometown/High School |
|-----|-------------------|------|------|----------|------------------------------------|
| 1 | Maddie Berezowitz | L | 5-6 | Sr. | Burlington, Wisc./Burlington |
| 3 | Jordyn Williams | MB | 6-2 | So. | Lantana, Texas/Guyer |
| 4 | Emma Grome | S | 5-9 | So. | Loveland, Ohio/St. Ursula |
| 6 | Eleanor Beavin | L | 5-5 | So. | Louisville, Ky./Mercy |
| 7 | Haley Melby | OH | 6-1 | Fr. | Munster, Ind./Munster |
| 8 | Adanna Rollins | OH | 6-0 | Sr. | Carrolton, Texas/Penn State |
| 9 | Riah Walker | L | 5-10 | Jr. | Sarasota, Fla./Riverview |
| 10 | Reagan Rutherford | OPP | 6-0 | Jr. | Missouri City, Texas/Ridge Point |
| 11 | Elise Goetzinger | MB | 6-4 | Jr. | Blue Mounds, Wisc./Mt. Horeb |
| 13 | Erin Lamb | OH | 6-3 | So. | Stewartville, Minn./Stewartville |
| 14 | Bella Bell | MB | 6-3 | RS - Jr. | Blythewood, S.C./Blythewood |
| 15 | Azhani Tealer | OPP | 5-10 | Sr. | Grand Prairie, Texas/Grand Prairie |
| 18 | Lane Jenkins | S | 5-9 | So. | Versailles, Ky./Loyola-Chicago |
| 19 | Audrey Whitworth | L | 5-8 | Fr. | Hardinsburg, Ky./ Breckinridge |
| 20 | Kelly Franxman | OH | 6-0 | RS-Sr. | Taylor Mill, Ky./Xavier |

COACHING STAFF

Head Coach: Craig Skinner (Ball State, 1993 - 18th season)
Associate Head Coach: Anders Nelson (Ball State, 2011 - 10th season)
Assistant Coach: Merideth Jewell (Kentucky, 2018 - 1st season)
Director of Operations: Kristen Sanford Vicini (Kentucky, 2015 - 7th season)

PRONUNCIATION GUIDE

| | |
|-------------------------------------|---------------------------------|
| Maddie Berezowitz..... Brez-Uh-Wits | Adanna Rollins..... Uh-DON-Uh |
| Kelly FranxmanFranks-men | Azhani Tealer As-jsaw-nee |
| Elise Goetzinger.....GETS-ing-er | Anders Nelson On-Ders |

BY CLASS

BY POSITION

| | | | |
|--|--|---|--|
| <p>Freshmen - 2 Haley Melby, Audrey Whitworth</p> <p>Sophomores - 5 Jordyn Williams, Emma Grome, Eleanor Beavin, Erin Lamb, Lane Jenkins</p> | <p>Juniors - 4 Riah Walker, Reagan Rutherford, Elise Goetzinger, Bella Bell (RS)</p> <p>Seniors - 4 Maddie Berezowitz, Adanna Rollins, Azhani Tealer, Kelly Franxman</p> | <p>Liberos/DS - 4 Maddie Berezowitz, Riah Walker, Eleanor Beavin, Audrey Whitworth</p> <p>Setters- 2 Lane Jenkins, Emma Grome</p> | <p>Outside Hitters - 4 Erin Lamb, Reagan Rutherford, Adanna Rollins, Kelly Franxman, Haley Melby</p> <p>Middle Blockers - 4 Elise Goetzinger, Bella Bell, Azhani Tealer, Jordyn Williams</p> |
|--|--|---|--|

General Information

Location Lexington, Ky.
 Founded..... 1865
 Enrollment..... 30,500
 Nickname..... Wildcats
 Colors..... Blue and White
 Conference Southeastern
 President Dr. Eli Capilouto
 Athletic Director Mitch Barnhart
 Senior Woman Admin Sandy Bell
 VB Administrator Katie Eiserman
 UK Faculty Rep. Dr. Joseph Fink III
 Arena Memorial Coliseum
 Capacity..... 7,000

Coaching Staff

Head Coach Craig Skinner (18th Year)
 UK Record (Career) . . . 407-133 (Same)
 Alma Mater Ball State, 1993
 NCAA Appearances..... 17
 Associate Head Coach Anders Nelson (9th)
 Alma Mater Ball State, 2011
 Assistant Coach Merideth Jewell (1st)
 Alma Mater Kentucky, 2018
 Director of Operations . Kristen Sanford Vicini (7th)
 Alma Mater..... Kentucky, 2015
 Volleyball Office Phone 859-257-2532

Team History

All-Time Record..... 993-522 (40 Years)
 First Year 1977
 NCAA Appearances..... 23
 (1983, '87, '88, '90, '92, '93, 2005, '06, '07,
 '08, '09, '10, '11, '12, '13, '14, '15, '16, '17,
 18, '19, '20-21, '21)

2021 In Review

Record 25-5, 19-1 SEC (1st)
 2021 Final National Ranking 14
 2021 Postseason..... NCAA Second Round
 Starters Returning/Lost 3/3
 Letterwinners Returning/Lost 10/5
 Newcomers 5 (3 transfers)

UK Athletics
 Communications and
 Public Relations

Contact Chris Shoals
 Phone..... 513-312-2489
 E-Mail..... cms223@uky.edu
 Website UKathletics.com
 Address Joe Craft Center
 338 Lexington Avenue
 Lexington, Ky. 40506-0604

NOTES

MEDIA WEEKLY SCHEDULE

Monday - 9/12 - Practice: 3pm ET; Big Blue Weekly Call-In Show (Malone's)
 Tuesday - 9/13 - Practice: 3:30pm ET; Pre-Louisville press conference with Skinner + player before
 Wednesday - 9/14 - Serve/Pass - Noon ET / **Kentucky vs. Louisville (7pm ET)**
 Thursday - 9/15 - Practice: 2:30pm ET
 Friday - 9/16 - Practice: 2pm ET
 Saturday - 9/17 - Practice: 9:30am ET
 Sunday 9/18 - Serve/Pass - 10am ET / **Kentucky vs. Nebraska (3pm ET)**

UK INJURY REPORT

*Jordyn Williams (achilles) - Torn achillies from August 2021 has fully recovered
 *Erin Lamb (ankle) - Rolled it vs. Ohio in second set. Is cleared to return to competition. Did not play in the Omaha Hilton Bluejays Invitational.

STACKED SEPTEMBER

In September alone, UK will play six ranked teams: #17 Creighton, #25 Southern Cal, #6 Wisconsin, #3 Louisville and #2 Nebraska all within a span of seven matches. Mini-packs are on sale now for the home games against Nebraska, Louisville and Wisconsin at UKathletics.com.

UNUSUAL SWEEP

Wisconsin swept Kentucky inside Memorial Coliseum on Sept. 9. That was the first time that UK has been swept at home since Nov. 1, 2017 vs. #3 Florida.

It was also the first time UK has been swept in any match since opening weekend of 2019 vs. Utah in SLC.

SKINNER'S TEAMS PROGRESS

In the last 5 years ... Kentucky's record during the months of:
 August/September – 52-18
 October/November – 70-7
 December (NCAA Tournament) – 8-4

This does not include the 2020-21 season due to the calendar being reshaped for COVID.

EVERYONE EATS

All 15 players on the roster got in the match for Kentucky's 3-0 win over Indiana State. That is the first time UK has had that happen in 2022.

2022 HILTON OMAHA BLUEJAY INVITATIONAL

The Hilton Omaha Bluejays Invitational was the eighth and last iteration of a four-year, four-team, rotating event with Kentucky, Creighton, Southern California and Northern Iowa. Each team hosted twice. There was never a year of the tournament, which began in 2014, in which less than two of the teams were ranked. It was not played in 2020 due to COVID-19 conference-only schedules.

Kentucky never won the event in its eight-year history until 2022, when UK went 3-0 last weekend for the first time in the history of the multi-team event.

Notes from the Bluejays Invitational weekend ...

- * Kentucky snapped a four-match losing streak to Creighton in the event
- * Kentucky went 3-0 for the first time in the event's eight-year history
- * Reagan Rutherford was named the tournament's MVP with 5.00 kills per set
- * Elise Goetzinger and Emma Grome were named to the All-Tournament Team
- * Kentucky hit .418 as a team and held its opponents to .176 in the event

2022 SEC STANDINGS

| SCHOOL | CONF | OVR | H | A | N |
|-----------------|------------|------------|------------|------------|------------|
| Auburn | 0-0 | 8-0 | 2-0 | 2-0 | 4-0 |
| Georgia | 0-0 | 8-1 | 5-1 | 2-0 | 1-0 |
| Arkansas | 0-0 | 7-1 | 4-1 | 1-0 | 2-0 |
| Mississippi St | 0-0 | 7-1 | 2-1 | 2-0 | 3-0 |
| Florida | 0-0 | 6-2 | 6-1 | 0-1 | 0-0 |
| Texas A&M | 0-0 | 6-2 | 3-2 | 1-0 | 2-0 |
| Kentucky | 0-0 | 5-2 | 2-2 | 0-0 | 3-0 |
| Tennessee | 0-0 | 6-3 | 4-2 | 1-0 | 1-1 |
| South Carolina | 0-0 | 5-3 | 5-0 | 0-3 | 0-0 |
| Missouri | 0-0 | 4-3 | 3-0 | 0-2 | 1-1 |
| Alabama | 0-0 | 5-4 | 3-0 | 0-2 | 2-2 |
| LSU | 0-0 | 4-4 | 3-3 | 1-1 | 0-0 |
| Ole Miss | 0-0 | 2-5 | 0-2 | 1-1 | 1-2 |

2022 SEASON HONORS

- Azhani Tealer** Preseason All-SEC
- Emma Grome** Preseason All-SEC
 SEC Setter of the Week (9/5)
- Reagan Rutherford** Preseason All-SEC
 SEC Player of the Week (9/5)
 SEC Offensive Player of the Week (9/5)
- Eleanor Beavin** Preseason All-SEC
 SEC Defensive Player of the Week (9/5)

2021 NCAA RPI TOP 30

| No. | School | Conf. | Overall | Road | Neutral | Home |
|----------|-----------------|------------|-------------|-------------|------------|-------------|
| 1 | Louisville | ACC | 32-1 | 12-0 | 3-1 | 17-0 |
| 2 | Wisconsin | Big Ten | 31-3 | 10-2 | 3-0 | 18-1 |
| 3 | Pittsburgh | ACC | 30-4 | 12-1 | 4-1 | 14-2 |
| 4 | Texas | Big 12 | 27-2 | 10-1 | 0-0 | 17-1 |
| 5 | Georgia Tech | ACC | 26-6 | 10-2 | 4-1 | 12-3 |
| 6 | Nebraska | Big Ten | 26-8 | 9-4 | 2-1 | 15-3 |
| 7 | Baylor | Big 12 | 22-6 | 11-2 | 1-2 | 10-2 |
| 8 | Kentucky | SEC | 25-5 | 10-3 | 2-0 | 13-2 |
| 9 | Purdue | Big Ten | 26-7 | 9-3 | 3-1 | 14-3 |
| 10 | Ohio St. | Big Ten | 27-6 | 9-4 | 4-1 | 14-1 |
| 11 | Creighton | Big East | 31-4 | 12-2 | 7-0 | 12-2 |
| 12 | Minnesota | Big Ten | 22-9 | 9-4 | 3-1 | 10-4 |
| 13 | UCLA | Pac-12 | 25-6 | 10-6 | 3-0 | 12-0 |
| 14 | Miami (FL) | ACC | 25-5 | 11-3 | 4-1 | 10-1 |
| 15 | BYU | WCC | 30-2 | 10-1 | 2-1 | 18-0 |
| 16 | Washington | Pac-12 | 26-5 | 10-4 | 3-0 | 13-1 |
| 17 | Marquette | Big East | 26-6 | 11-1 | 4-1 | 11-4 |
| 18 | Florida | SEC | 22-9 | 7-6 | 2-0 | 13-3 |
| 19 | Western Ky. | C-USA | 28-2 | 9-1 | 8-0 | 11-1 |
| 20 | Florida St. | ACC | 20-10 | 6-5 | 4-1 | 10-4 |
| 21 | Utah | Pac-12 | 22-9 | 9-6 | 1-0 | 12-3 |
| 22 | UCF | AAC | 27-7 | 11-3 | 4-0 | 12-4 |
| 23 | Rice | C-USA | 20-7 | 6-3 | 4-2 | 10-2 |
| 24 | Illinois | Big Ten | 22-12 | 10-4 | 7-1 | 5-7 |
| 25 | Penn St. | Big Ten | 21-11 | 8-6 | 3-2 | 10-3 |
| 26 | Mississippi St. | SEC | 25-6 | 7-4 | 4-1 | 14-1 |
| 27 | Oregon | Pac-12 | 22-9 | 9-4 | 2-1 | 11-4 |
| 28 | Tennessee | SEC | 20-10 | 5-7 | 3-0 | 12-3 |
| 29 | Ball St. | MAC | 30-4 | 11-2 | 6-2 | 13-0 |
| 30 | Stanford | Pac-12 | 19-11 | 8-7 | 2-1 | 9-3 |

NOTES

- * Over the three matches, UK recorded 21 aces and was aced just eight times
- * UK has now won eight-straight matches in the city of Omaha, including the **2020 NCAA Championship**.

HITTING THROUGH THE COMPETITION

Kentucky hit .400 vs. Creighton and .518 vs. Southern California, marking the first time that UK has had back-to-back matches of hitting above .400 since its national championship winning season in 2020-21.

CHALLENGE REVIEW SYSTEM

Craig Skinner's challenge record in 2022

- * Overall: 4/5 challenges won (.800); SEC challenges: 0/0 (.000)
- * 4 decisions have been overturned in Kentucky's favor
- * 1 decisions have been confirmed to be the call on the court against Kentucky
- * 0 decisions stood as called without sufficient evidence to overturn the call to Kentucky's favor

SERVING UP DUBS

Kentucky got three aces from two separate players in two different matches during the Bluejay Invitational (vs. Creighton and vs. USC). The last time prior to those matches that UK had multiple players with three or more aces in a single match was Madison Lilley and Brooke Morgan vs. Louisville in September of 2018.

DERBY HORSES IN THE BLUEGRASS

UK won three weekly Southeastern Conference awards on Sept. 5.
 Reagan Rutherford (SEC OPOW, POW) - 5.00 kills per set, new career-high 25 kills vs. Creighton
 Eleanor Beavin (SEC DPOW) - 4.90 digs per set, 4 aces
 Emma Grome (SEC SOW) - 11.90 assists per set, 4 aces, 2.50 digs per set, team hit .418 on weekend

FIVE IS MINE

Kentucky captured its fifth-straight Southeastern Conference championship in 2021.

VIEW FROM THE TOP

Dating back to UK's 3-2 win in Gainesville against Florida on November 17, 2019, the Kentucky Volleyball team has either been in sole possession of the SEC lead or tied for the lead in the volleyball standings for **1,026** consecutive days (Date count accurate as of Sept. 14, 2022).

KENTUCKY PICKED TO WIN SEC FOR 2022

The Kentucky Volleyball team was picked by the Southeastern Conference head coaches to win the league title for a sixth year in a row. Kentucky won 10 of 13 first-place votes with Florida receiving two and Tennessee garnering one.

ROLLINS ROLLING

Adanna Rollina had a match-high 28 kills vs. Marquette on opening night. Her 28 kills were the most for any player in the Craig Skinner Era in a player's first-career match for him. They were also the most kills in a match since for any UK player since Leah Edmond's 30 vs. Florida on November 17, 2019

SENIORS TO REMEMBER

- Kentucky's senior class of 2021 consisting of Alli Stumler, Cam Scheitzach and Lauren Tharp in SEC play during their careers:
- * 70-4 record in SEC play
 - * Never lost to the same team twice
 - * 37-2 at home
 - * 37-2 on the road

LIBERO U

Eleanor Beavin, who finished the regular season at a team-best 3.36 digs per set led the SEC liberos in passing average and good-pass percentage. She was named the SEC Libero of the Year, making it the **eighth-straight season that a Kentucky player has won the award**. The Louisville, Ky., native becomes the first freshman Wildcat to ever win the award. Beavin was also awarded a spot on the 2021 SEC All-Freshman Team alongside teammate Emma Grome.

PLANES, TRAINS AND AUTOMOBILES

Kentucky on the road in SEC play the past five seasons:
2021: 8-1
2020-21: 11-1
2019: 9-0
2018: 9-0
2017: 9-0
 Last five seasons on the road: 46-2 (.958)

MISTER 400

Craig Skinner won his 400th game as head coach at Kentucky on Nov. 26, 2021 in a 3-0 sweep against Florida.

KENTUCKY IN FIVE-SET MATCHES - 2022

Kentucky went 4-2 in five-set matches (.650) in 2021:
 9/15 - @ #5 Louisville, L, 3-2
 9/19 - vs. #16 Stanford, W, 3-2
 9/29 - @ RV Ole Miss, W, 3-2
 10/22 - vs. Arkansas, W, 3-2

AVCA COACHES POLL

WEEK 4

| RANK | SCHOOL | TOTAL POINTS | RECORD | PREVIOUS RANK |
|------|------------------|--------------|------------|---------------|
| 1 | Texas (59) | 1595 | 6-0 | 1 |
| 2 | Nebraska (5) | 1540 | 7-0 | 2 |
| 3 | Louisville | 1444 | 7-1 | 4 |
| 4 | Wisconsin | 1338 | 5-1 | 6 |
| 5 | Ohio State | 1293 | 3-3 | 8 |
| 6 | Minnesota | 1250 | 4-2 | 3 |
| 7 | Georgia Tech | 1210 | 6-1 | 5 |
| 8 | San Diego | 1152 | 7-1 | 12 |
| 9 | Stanford | 1043 | 4-2 | 11 |
| 10 | Purdue | 995 | 7-1 | 9 |
| 11 | Penn State | 947 | 8-0 | 20 |
| 12 | Pittsburgh | 787 | 7-2 | 7 |
| 13 | Kentucky | 772 | 5-2 | 14 |
| 14 | Baylor | 731 | 6-2 | 15 |
| 15 | BYU | 705 | 5-3 | 10 |
| 16 | Florida | 656 | 6-2 | 16 |
| 17 | Creighton | 629 | 7-2 | 17 |
| 18 | Washington | 536 | 5-2 | 13 |
| 19 | Marquette | 403 | 6-1 | 23 |
| 20 | Oregon | 361 | 4-2 | 18 |
| 21 | Western Kentucky | 343 | 9-1 | 21 |
| 22 | Pepperdine | 261 | 7-2 | 24 |
| 23 | Kansas | 233 | 8-1 | 19 |
| 24 | Arkansas | 134 | 7-1 | NR |
| 25 | Illinois | 83 | 4-3 | 25 |

Receiving Votes: Rice 73; Towson 51; UCLA 44; Utah 40; Mississippi State 33; UCF 26; Miami (FL) 15; UNLV 15; Washington State 13; Colorado 10; Northwestern 9; Michigan 7; Southern California 7; Houston 6

Teams UK has or will play listed in *ITALICS*

AVCA WEEKLY RANKINGS

| Date | Ranking |
|-------------------|---------|
| PRESEASON | 11 |
| WEEK 1 (AUG. 29) | 16 (-5) |
| WEEK 2 (SEPT 5) | 14 (+2) |
| WEEK 3 (SEPT 12) | 13 (+1) |
| WEEK 4 (SEPT 19) | |
| WEEK 5 (SEPT 26) | |
| WEEK 6 (OCT 3) | |
| WEEK 7 (OCT 10) | |
| WEEK 8 (OCT 17) | |
| WEEK 9 (OCT 24) | |
| WEEK 10 (OCT 31) | |
| WEEK 11 (NOV 7) | |
| WEEK 12 (NOV 14) | |
| WEEK 13 (NOV 21) | |
| WEEK 14 (NOV. 28) | |

UNDER SKINNER

TOTAL WEEKS RANKED: 179
LAST TIME RANKED: CURRENT
MOST CONSECUTIVE RANKINGS: 89*, 12/6/15-PRES.
CURRENT STREAK: 89*
HIGHEST-EVER RANKING: #1 (4/25/21; FINAL POLL)

*=CURRENT

NOTES

10/23 - vs. Arkansas, W, 3-2
 11/4 - @ South Carolina, L, 3-2

So far, UK is 0-1 in 2022:
 8/28 - vs. Marquette, L, 3-2

FOUR WILDCATS ON PRESEASON ALL-SEC TEAM

The SEC All-Preseason Team was comprised of 15 players, with four Wildcats being named to the team in Eleanor Beavin, Emma Grome, Reagan Rutherford and Azhani Tealer.

TOP PERFORMERS

2022 SEASON

TOTAL KILLS

| | |
|-------------------------|----|
| Reagan Rutherford | 95 |
| Adanna Rollins..... | 83 |
| Elise Goetzinger..... | 54 |
| Azhani Tealer | 40 |

TOTAL ASSISTS

| | |
|---------------------|-----|
| Emma Grome | 278 |
| Eleanor Beavin..... | 32 |

TOTAL ACES

| | |
|-------------------------|----|
| Reagan Rutherford | 13 |
| Emma Grome | 8 |
| Adanna Rollins..... | 8 |
| Eleanor Beavin | 6 |

TOTAL DIGS

| | |
|-------------------------|-----|
| Eleanor Beavin..... | 103 |
| Adanna Rollins..... | 56 |
| Reagan Rutherford | 55 |
| Emma Grome | 53 |

TOTAL BLOCKS

| | |
|-------------------------|----|
| Elise Goetzinger..... | 27 |
| Reagan Rutherford | 23 |
| Azhani Tealer | 20 |

TOTAL POINTS

| | |
|-------------------------|-------|
| Reagan Rutherford | 119.5 |
| Adanna Rollins..... | 96.0 |
| Elise Goetzinger..... | 69.0 |
| Azhani Tealer | 52.5 |

CATS NATIONAL RANKS

2021 FINAL TEAM STATS

| STAT | VALUE | SEC | NAT'L |
|----------------------|-------|-----|-------|
| Hitting Pct. | .301 | 1 | 5 |
| Assists/Set | 13.00 | 3 | 14 |
| Blocks/Set | 2.44 | 6 | 60 |
| Opp Hit. Pct. | .174 | 2 | 48 |
| Aces/Set | 1.40 | 3 | 149 |
| Digs/Set | 14.01 | 9 | 216 |
| Kills/Set | 14.32 | 1 | 7 |

INDIVIDUAL STATS

| STAT/PLAYER | VALUE | SEC | NAT'L |
|--------------------|-------|-----|-------|
| Assists/Set | | | |
| Emma Grome | 11.45 | 1 | 5 |
| Kills/Set | | | |
| Madi Skinner | 3.80 | 4 | 79 |
| Blocks/Set | | | |
| Azhani Tealer | 1.17 | 5 | 74 |
| Hitting Pct | | | |
| Azhani Tealer | .444 | 1 | 6 |

2022 DOUBLE-DOUBLES

Emma Grome

54 assists, 12 digsvs. Marquette (8/26)
 48 assists, 14 digs vs. Creighton (9/3)

Adanna Rollins

28 kills, 11 digsvs. Marquette (8/26)

Reagan Rutherford

25 kills, 11 digs vs. Creighton (9/3)
 12 kills, 10 digsvs. Indiana St. (9/10)

UK VS. RANKED TEAMS

| Date | Team | Result |
|-------|-----------------------------|--------|
| 9/3 | at #18 Creighton | W, 3-1 |
| 9/3 | vs. #24 Southern California | W, 3-0 |
| 9/9 | #6 Wisconsin | L, 3-0 |
| 9/14 | #4 Louisville | |
| 9/18 | #2 Nebraska | |
| 11/19 | at #16 Florida | |
| 11/20 | at #16 Florida | |

WHO LED THE CATS?

Kentucky Match Leaders (Includes Ties)

KILLS

28 Adanna Rollins vs. Marquette
 25 Reagan Rutherfordvs. Creighton
 18 Erin Lamb vs. Marquette
 15 Adanna Rollins vs. UNI

HITTING PERCENTAGE

(MIN. 12 KILLS)

.647 Elise Goetzing vs. Ohio
 .524 Reagan Rutherfordvs. Creighton
 .473 Adanna Rollins vs. Marquette
 .444 Reagan Rutherfordvs. Southern Cal

BLOCKS

8 Elise Goetzingvs. Creighton
 6 Elise Goetzing vs. Marquette
 5 Reagan Rutherfordvs. Ohio

ASSISTS

54 Emma Grome vs. Marquette
 48 Emma Gromevs. Creighton
 39 Emma Grome vs. Indiana State
 36 Emma Grome vs. UNI

DIGS

19 Eleanor Beavinvs. Creighton
 18 Eleanor Beavin vs. UNI
 18 Eleanor Beavin vs. Indiana St.
 14 Emma Gromevs. Creighton

ACES

3 Emma Grome Twice
 Eleanor Beavinvs. Creighton
 Adanna Rollinsvs. Creighton
 Reagan Rutherfordvs. Creighton
 Reagan Rutherford vs. Indiana St.

THE LAST TIME

THE LAST TIME A KENTUCKY PLAYER...

| | |
|--|--|
| Had 20 or more kills: | Reagan Rutherford vs. Creighton (9/3/22) |
| Had 25 or more kills: | Reagan Rutherford vs. Creighton (9/3/22) |
| Had 30 or more kills: | Leah Edmond (30) at Florida (11/17/19) |
| Had 35 or more kills: | Sarah Spinner (36) vs. American (11/27/94) |
| Recorded double-digit kills in five-straight matches: | Reagan Rutherford, CURRENT |
| Four or more players recorded double-digit kills: | M. Skinner, Rutherford, Tealer and Stumler vs. Arkansas (10/23/21) |
| Two players recorded 20 or more kills: | Alli Stumler (22) and Madi Skinner (21) vs. Ole Miss (9/29/21) |
| Hit .750 or better (Min. 10 attempts): | Madi Skinner (.923, 12 kills, 13 att.) vs. Northern Iowa (9/3/21) |
| Had 50 or more attacks: | Adanna Rollins (55) vs. Marquette (8/26/22) |
| Had 80 or more attacks: | Molly Dreisbach (80) vs. Texas (11/7/94) |
| Had 20 or more digs: | Eleanor Beavin vs. Arkansas (10/23/21) |
| Had 30 or more digs: | Gabby Curry (33) vs. USC (9/6/19) |
| Had 40 or more digs: | Ashley Dusek (40) at Auburn (10/16/15) |
| Had double-digit digs in 10+ matches: | Eleanor Beavin (15 straight, 9/10-11/10) |
| Two players recorded double-digit digs: | Eleanor Beavin and Adanna Rollins vs. USC (9/3/22) |
| Had 60 or more assists: | Madison Lilley (63) vs. Washington (4/22/21) |
| Had 70 or more assists: | Elizabeth Koberstein (70) vs. Tulsa (8/27/11) |
| Registered back-to-back 60-assist matches: | Sarah Rumely vs. Cincinnati (11/24/06), vs. Ohio (11/30/06) |
| Had 7 or more blocks: | Elise Goetzinger, 8, vs. Creighton (9/3/22) |
| Had 10 or more blocks: | Bell Bell, 10, vs. Arkansas (10/22/21) |
| Four players recorded five or more blocks: | Emily Franklin (10), Olivia Dailey (6) Kaz Brown (6), Darian Mack (5) at Ole Miss (11/14/16) |
| Had five or more aces in a match: | Eleanor Beavin (5) vs. Texas A&M (11/13/21) |
| Two players recorded three or more aces: | Adanna Rollins and Reagan Rutherford vs. Creighton (9/3/22) |
| Recorded a double-double: | Reagan Rutherford vs. Indiana St. (9/10/22) |
| Recorded back-to-back double-doubles: | Madi Skinner, Alli Stumler vs. Arkansas (10/22/21 & 10/23/21) |
| Two players recorded a double-double: | Emma Grome and Reagan Rutherford vs. Creighton (9/3/22) |
| Recorded 30 or more kills, 20+ digs: | Anni Thomasson (30 kills, 22 digs) vs. LSU (11/10/13) |

BOLD = 2022 Season

THE LAST TIME KENTUCKY...

| | |
|---|---|
| Had 65 or more kills in a match: | 67 vs. Marquette (8/26/22) |
| Had 75 or more kills in a match: | 78 at Florida (11/17/19) |
| Had 100 or more kills in a match: | 107, vs. Duke (10/9/92) |
| Had 65 or more kills in consecutive matches: | 73, at Tennessee (10/26/12), 72, at Georgia (10/28/12) |
| Hit .350 or better in a match: | .518 vs. Southern Cal (9/3/22) |
| Hit .400 or better in a match: | .518 vs. Southern Cal (9/3/22) |
| Hit .500 or better in a match: | .518 vs. Southern Cal (9/3/22) |
| Hit .400 or better in consecutive matches: | .400 vs. Creighton (9/3/22) and .518 vs. Southern Cal (9/3/22) |
| Had 75 or more digs in a match: | 76 vs. LSU (11/27/19) |
| Had 100 or more digs in a match: | 102, at LSU (11/11/05) |
| Had 75 or more digs or more in consecutive matches: | 76, at LSU (9/21/12), 75 at Texas A&M (9/23/12) |
| Had 20 or more total blocks in a match: | 27 vs. Indiana (9/14/19) |
| Had 15 or more total blocks in consecutive matches: | 16.0, vs. Virginia (9/10/16), 16.5, vs. Saint Louis (9/10/16) |
| Had 10 or more aces in a match: | 15 vs. Texas A&M (11/13/21) |
| Had 10 or more aces in consecutive matches: | 14, vs. Western Kentucky (8/29/06), 12, at Syracuse (9/1/06) |
| Lost consecutive home matches: | Indiana (9/14/19), Purdue (9/18/19) |
| Lost consecutive road matches: | at Nebraska (9/8/12), at LSU (9/21/12) |

BOLD = 2022 Season

UK'S RECORD WHEN

| | All | SEC |
|--------------------------|------------|------------|
| Overall Record | 5-2 | 0-0 |
| Home Record | 2-2 | 0-0 |
| Road Record | 1-0 | 0-0 |
| Neutral Record | 2-0 | 0-0 |
| In August | 1-1 | 0-0 |
| In September | 4-1 | 0-0 |
| In October | 0-0 | 0-0 |
| In November | 0-0 | 0-0 |
| In December | 0-0 | 0-0 |
| In 3-set Matches | 4-1 | 0-0 |
| At Home | 2-1 | 0-0 |
| On the Road | 0-0 | 0-0 |
| Neutral | 2-0 | 0-0 |
| In 4-set Matches | 1-0 | 0-0 |
| At Home | 0-0 | 0-0 |
| On the Road | 1-0 | 0-0 |
| Neutral | 0-0 | 0-0 |
| In 5-set Matches | 0-1 | 0-0 |
| At Home | 0-1 | 0-0 |
| On the Road | 0-0 | 0-0 |
| Neutral | 0-0 | 0-0 |
| Winning Set One | 4-0 | 0-0 |
| Losing Set One | 1-2 | 0-0 |
| Winning Set Two | 5-0 | 0-0 |
| Losing Set Two | 0-2 | 0-0 |
| Winning Set Three | 5-1 | 0-0 |
| Losing Set Three | 0-1 | 0-0 |
| Winning Set Four | 1-1 | 0-0 |
| Losing Set Four | 0-0 | 0-0 |
| Winning Set Five | 0-0 | 0-0 |
| Losing Set Five | 0-1 | 0-0 |
| Hitting .200 or above | 5-2 | 0-0 |
| Hitting below .200 | 0-0 | 0-0 |
| Outhitting opponent | 5-1 | 0-0 |
| Opponent outhits UK | 0-1 | 0-0 |
| Hitting pct. is even | 0-0 | 0-0 |
| More kills than opp. | 5-2 | 0-0 |
| Equal/Fewer kills | 0-0 | 0-0 |
| More assists than opp. | 5-2 | 0-0 |
| Equal/Fewer assists | 0-0 | 0-0 |
| More aces than opp. | 5-1 | 0-0 |
| Equal/Fewer aces | 0-1 | 0-0 |
| More digs than opp. | 4-1 | 0-0 |
| Equal/Fewer digs | 1-1 | 0-0 |
| More blocks than opp. | 5-1 | 0-0 |
| Equal/Fewer blocks | 0-1 | 0-0 |
| Against Top 25 opponents | 2-1 | 0-0 |

COACHING STAFF



HEAD COACH CRAIG SKINNER

2020 NCAA National Champion
2020-21 AVCA National Coach of the Year
UK all-time winningest coach
Five-time SEC Champion (2017, 2018, 2019, 2020-21, 2021)
17-straight NCAA Tournament appearances
2011 and 2020-21 AVCA All-South Region Coach of the Year
2020-21, 2018, 2017 and 2015 SEC Coach of the Year
2006 USA Junior National Team Head Coach

18TH SEASON
Record: 407-133
SEC Record: 254-67; NCAA Appearances: 17

| Year | Record | SEC | Finish |
|--------------|----------------|---------------|--------------|
| 2005 | 17-12 | 10-6 | NCAA 1st |
| 2006 | 19-12 | 11-9 | NCAA 2nd |
| 2007 | 22-10 | 13-7 | NCAA 1st |
| 2008 | 26-6 | 17-3 | NCAA 1st |
| 2009 | 29-5 | 17-3 | NCAA Reg. |
| 2010 | 17-14 | 11-9 | NCAA 1st |
| 2011 | 28-6 | 17-3 | NCAA Reg. |
| 2012 | 22-11 | 14-6 | NCAA Reg. |
| 2013 | 22-9 | 13-5 | NCAA 2nd |
| 2014 | 27-6 | 15-3 | NCAA 2nd |
| 2015 | 21-10 | 14-4 | NCAA 1st |
| 2016 | 23-8 | 15-3 | NCAA 2nd |
| 2017 | 29-4 | 17-1* | Elite Eight |
| 2018 | 26-5 | 18-0* | NCAA Reg. |
| 2019 | 25-7 | 16-2* | NCAA Reg. |
| 2020-21 | 24-1 | 19-1* | Nat'l Champs |
| 2021 | 25-5 | 17-1* | NCAA 2nd |
| 2022 | 5-2 | 0-0 | |
| Total | 407-133 | 254-67 | |

*Conference Champion

Since being tabbed Kentucky's head coach in December 2004, Craig Skinner has rejuvenated the Kentucky volleyball program into national prominence and is the program's all-time winningest head coach. He will enter his 18th season in 2022.

He reached the pinnacle of the sport in April of 2021, winning the 2020 NCAA National Championship at the CHI Health Center in Omaha, Nebraska. In doing so, he became the head coach of the first volleyball team in Southeastern Conference history to win a national championship. He was named the AVCA's National Coach of the Year in 2020-21.

Skinner has directed the Wildcats to 17 consecutive NCAA Tournaments - a feat only nine other schools in the nation have achieved. That run includes seven Sweet Sixteen appearances since 2009, two Elite Eight appearances, the 2020 NCAA Final Four and back-to-back-to-back-to-back-to-back SEC titles in 2017, 2018, 2019, 2020-21 and 2021. Furthermore, the Wildcats have captured 17 or more victories in all 17 seasons under Skinner's direction, including tallying 20 or more wins in 13 of the last 15 seasons.

SKINNER COACHING TREE

| Name | Position (School) | Relationship |
|---------------------|---|----------------------------|
| Jordan Armstrong | Assistant Coach (Akron) | Former Volunteer Assistant |
| Todd Chamberlain | Assistant Coach (Louisville) | Former Volunteer Assistant |
| Carly Cramer | Retired | Former Graduate Assistant |
| Ross Kessler | Assistant Coach (Arkansas State) | Former Volunteer Assistant |
| Travis Magorien | Assistant Coach (James Madison) | Former Volunteer Assistant |
| Anders Nelson | Assistant Coach (Kentucky) | Former Volunteer Assistant |
| Robert Pulliza | Assistant Coach (Puerto Rico National Team) | Former Assistant |
| Fritz Rosenberg | Assistant Coach (Ball State) | Former Volunteer Assistant |
| Sarah Rumely | Head Coach (App St.) | Former Player |
| Lauren Steinbrecher | Head Coach (JMU) | Former Assistant |
| Keith Schunzel | Head Coach (Kennesaw State) | Former Assistant |
| Kyle Walton | Assistant Coach (Oklahoma) | Former Volunteer Assistant |
| Lindsey Walton | Head Coach (Oklahoma) | Former Assistant |
| Connor Zimmick | Assistant Coach (App. St.) | Former Graduate Assistant |
| Jeff Fiorenza | Assistant Coach (Abeline Christain) | Former Volunteer Assistant |

ASSISTANT COACHES

Anders Nelson
Associate Head Coach
10th Season

Merideth Jewell
Assistant Coach
First Season

SKINNER VS. ALL OPPONENTS

| Opponent | Record | Georgetown | 1-0 | North Carolina | 1-1 | Texas State | 2-0 |
|-----------------------|--------|-------------------|------|--------------------|------|------------------|-----|
| Alabama | 22-5 | Georgia | 27-2 | Northern Illinois | 1-0 | Toledo | 1-0 |
| Albany | 2-0 | Georgia Southern | 1-0 | Northern Iowa | 7-2 | Tulsa | 1-0 |
| American | 0-1 | Georgia Tech | 2-0 | Northwestern | 1-1 | UNLV | 1-0 |
| Arizona | 0-1 | Houston | 1-0 | Oakland | 1-0 | UT Martin | 1-0 |
| Arkansas | 27-4 | Illinois | 0-3 | Ohio | 4-1 | Utah | 1-1 |
| Arkansas State | 1-0 | Indiana | 2-1 | Ohio State | 2-1 | VCU | 3-0 |
| Arkansas Little Rock | 1-0 | Indiana State | 1-0 | Ole Miss | 25-4 | Villanova | 1-0 |
| Auburn | 26-3 | Iowa State | 0-1 | Oklahoma | 0-1 | Virginia | 1-0 |
| Austin Peay | 1-0 | IUPUI | 1-0 | Oregon | 1-1 | Virginia Tech | 2-0 |
| Brown | 1-0 | Kansas | 1-1 | Penn State | 0-1 | Washington | 1-2 |
| Butler | 1-0 | Kansas State | 2-0 | Pepperdine | 0-1 | Washington State | 0-1 |
| BYU | 1-0 | Kennesaw State | 1-0 | Pittsburgh | 1-0 | West Virginia | 1-0 |
| Cal Poly | 1-0 | Liberty | 1-0 | Portland | 1-0 | Western Carolina | 5-0 |
| Chattanooga | 1-0 | Lipscomb | 4-0 | Purdue | 4-3 | Western Kentucky | 5-0 |
| Cincinnati | 3-4 | Long Beach State | 2-0 | Saint Louis | 1-0 | Western Michigan | 0-1 |
| Clemson | 1-0 | Louisville | 9-4 | San Diego State | 0-1 | Wichita State | 1-1 |
| Cleveland State | 2-0 | Loyola | 1-0 | Siena | 1-0 | Wisconsin | 0-3 |
| Colorado State | 1-0 | Loyola Marymount | 1-0 | South Carolina | 25-3 | Wright State | 1-1 |
| College of Charleston | 1-0 | LSU | 24-7 | Southeast Missouri | 2-0 | Wyoming | 1-0 |
| Connecticut | 1-0 | Marquette | 2-2 | South Florida | 1-0 | Xavier | 2-0 |
| Creighton | 3-5 | Maryland | 1-1 | Southern Cal | 4-4 | | |
| Dayton | 3-0 | Miami (OH) | 1-0 | Southern Illinois | 1-0 | | |
| Duquesne | 2-0 | Michigan | 1-2 | Stanford | 1-0 | | |
| E. Tennessee State | 3-0 | Michigan State | 2-1 | St. John's | 0-1 | | |
| Eastern Illinois | 1-0 | Minnesota | 1-0 | St. Mary's | 1-0 | | |
| Eastern Kentucky | 2-0 | Mississippi State | 27-1 | Syracuse | 1-0 | | |
| Florida | 12-19 | Missouri | 12-5 | Tennessee | 20-9 | | |
| Florida Gulf Coast | 1-0 | Morehead State | 5-0 | Tennessee State | 1-0 | | |
| Florida International | 1-0 | Murray State | 2-0 | Texas | 1-2 | | |
| Florida State | 0-4 | Nebraska | 0-4 | Texas A&M | 11-4 | | |

MEMORIAL COLISEUM

Playing in the friendly confines of Memorial Coliseum is a tremendous home-court advantage for the Kentucky volleyball team, which plays all of its matches in the historic facility.

The Wildcats have compiled a 480-166 record, good for a .742 winning percentage in their 40th season in the facility. In the last 18 seasons under Coach Skinner, Kentucky is an astounding 222-47 (.856) at home.

It played host to NCAA Regionals in 2011, 2013, 2015 and 2017. Memorial also currently serves as the home court for the UK women's basketball and gymnastics teams. The storied gymnasium also housed some of the greatest moments in UK men's basketball history as its home for 26 seasons from 1950 to 1976.

MEMORIAL COLISEUM RECORDS

Record:480-166 (42nd year)
 Largest Crowd:..... 9,475 Kentucky vs. LSU (10-29-1993)

Team Records

Most Kills: 107, Kentucky vs. Duke (9-9-1992)
 Most Attacks:..... 252, Kentucky vs. Duke (9-9-1992)
 Most Block Solos: 7, twice, last, Kentucky vs. Auburn (11-27-2015)
 Most Block Assists: 39, Kentucky vs. Georgia (11-9-1990)
 Most Digs: 122, Kentucky vs. Arkansas State (9-25-1992)
 Most Assists: 91, Purdue vs. Houston (9-14-1996)
 Most Service Aces: 21, Kentucky vs. Ball State (10-26-1984)

Individual Records

Most Kills:53, Priscilla Pacheco, Georgia vs. Kentucky (11-13-1994)
 Most Attacks:102, Priscilla Pacheco, Georgia vs. Kentucky (11-13-1994)
 Highest Hitting Percentage: 1.000, Morgan Bergren, Arkansas vs. Kentucky (11-29-2014)
 Most Block Solos:12, Lisa Bokovoy, Kentucky vs. North Carolina (9-27-1985)
 Most Block Assists: 12, Jenny Muzzey, Kentucky vs. Georgia (10-13-1995)
12, Jaclyn Homan, Kentucky vs. Tennessee (11-14-1997)
 12, Queen Nzenwa, Kentucky vs. Auburn (10-26-2007)
12, Amanda Simmons, Louisville vs. Kentucky (9-1-2010)
 Most Digs: 35, BriAnne Sauer, Kentucky vs. Tennessee (10-21-2009)
 Most Assists: 87, Linda Menconi, Purdue vs. Houston (9-14-1996)
 Most Service Aces:7, Mary Catherine Aune, Alabama vs. Kentucky (9-16-2007)

ATTENDANCE FIGURES

TOP-10 MEMORIAL COLISEUM CROWDS

- | | |
|---|--|
| 1. 9,475 vs. LSU10-29-1993 | 6. 4,022 vs. Texas12-9-2011 |
| 2. 7,828 vs. Hawai'i.....10-14-1983 | 7. 4,005 vs. ETSU12-1-2017 |
| 3. 5,236 vs. Florida.....11-1-2017 | 8. 3,662 vs. Stanford9-19-2021 |
| 4. 5,081 vs. Auburn11-10-1991 | 9. 3,625 vs. Georgia11-1-1991 |
| 5. 4,464 vs. Nebraska.....12-9-2017 | 10. 3,620 vs. WKU12-2-2017 |

YEAR-BY-YEAR ATTENDANCE AVERAGE UNDER SKINNER

| | |
|----------------|----------------|
| 2005.....488 | 2013.....1,489 |
| 2006.....973 | 2014.....1,523 |
| 2007.....896 | 2015.....1,738 |
| 2008.....856 | 2016.....1,399 |
| 2009.....1,493 | 2017.....2,252 |
| 2010.....1,316 | 2018.....2,128 |
| 2011.....1,421 | 2019.....2,064 |
| 2012.....1,727 | 2021.....1,997 |

MEMORIAL COLISEUM RECORD

| Year | Record | Pct. |
|--------------------|----------------|-------------|
| 2022..... | 2-2 | .500 |
| 2021..... | 13-2 | .923 |
| 2020-21 | 10-0 | 1.000 |
| 2019..... | 12-4 | .750 |
| 2018..... | 15-0 | 1.000 |
| 2017..... | 16-2 | .889 |
| 2016..... | 11-2 | .846 |
| 2015..... | 10-4 | .714 |
| 2014..... | 16-4 | .800 |
| 2013..... | 14-4 | .778 |
| 2012..... | 13-2 | .867 |
| 2011..... | 17-2 | .895 |
| 2010..... | 13-4 | .765 |
| 2009..... | 14-2 | .875 |
| 2008..... | 16-3 | .842 |
| 2007..... | 11-3 | .786 |
| 2006..... | 13-2 | .867 |
| 2005..... | 7-5 | .583 |
| 2004..... | 6-7 | .462 |
| 2003..... | 6-5 | .545 |
| 2002..... | 7-6 | .538 |
| 2001..... | 6-7 | .462 |
| 2000..... | 3-8 | .300 |
| 1999..... | 8-6 | .571 |
| 1998..... | 7-5 | .583 |
| 1997..... | 6-7 | .462 |
| 1996..... | 10-8 | .556 |
| 1995..... | 5-5 | .500 |
| 1994..... | 8-5 | .615 |
| 1993..... | 17-1 | .944 |
| 1992..... | 14-1 | .933 |
| 1991..... | 8-7 | .533 |
| 1990..... | 16-3 | .842 |
| 1989..... | 12-5 | .706 |
| 1988..... | 12-2 | .857 |
| 1987..... | 15-0 | 1.000 |
| 1986..... | 10-3 | .769 |
| 1985..... | 8-6 | .571 |
| 1984..... | 6-2 | .750 |
| 1983..... | 25-6 | .806 |
| 1982..... | 9-2 | .818 |
| 1981..... | 5-3 | .625 |
| 1980..... | 6-0 | 1.000 |
| 1979..... | 10-3 | .769 |
| 1978..... | 7-4 | .636 |
| 1977..... | 2-2 | .500 |
| Totals..... | 480-166 | .746 |

UNDER SKINNER

| Year | Record | Pct. |
|--------------------|---------------|-------------|
| 2022..... | 2-2 | .500 |
| 2021..... | 13-2 | .923 |
| 2020-21 | 10-0 | 1.000 |
| 2019..... | 12-4 | .7134 |
| 2018..... | 15-0 | 1.000 |
| 2017..... | 16-2 | .941 |
| 2016..... | 11-2 | .846 |
| 2015..... | 10-4 | .714 |
| 2014..... | 16-4 | .800 |
| 2013..... | 14-4 | .778 |
| 2012..... | 13-2 | .867 |
| 2011..... | 17-2 | .895 |
| 2010..... | 13-4 | .765 |
| 2009..... | 14-2 | .875 |
| 2008..... | 16-3 | .842 |
| 2007..... | 11-3 | .786 |
| 2006..... | 13-2 | .867 |
| 2005..... | 7-5 | .583 |
| Totals..... | 222-47 | .854 |

PLAYER BIOS

ELEANOR BEAVIN

Sophomore • Libero / DS • 5-5
 Louisville, Ky. • Mercy
 Kinesiology



Season Averages

| Kills | Blocks | Assists | Digs | Aces |
|-------|--------|---------|------|------|
| 0.00 | 0.00 | 1.33 | 4.29 | 0.25 |

Quick Hits

- 2021 SEC Libero of the Year
- 2021 SEC All-Freshman Team
- SEC Defensive Player of the Week (9/5/22)
- 10+ digs in every match of the season so far

Match-By-Match

| DATE | VS. | SP | K | E | TA | PCT. | A | SA | DIG | BS-BA | PTS. |
|------|---------------|----|---|---|----|------|---|----|-----|-------|------|
| 8.28 | Marquette | 5 | 0 | 0 | 0 | .000 | 6 | 1 | 13 | 0-0 | 1.0 |
| 8.30 | Ohio | 3 | 0 | 0 | 0 | .000 | 6 | 0 | 12 | 0-0 | 0.0 |
| 9.2 | Northern Iowa | 3 | 0 | 0 | 1 | .000 | 5 | 3 | 18 | 0-0 | 3.0 |
| 9.3 | Creighton | 4 | 0 | 0 | 0 | .000 | 3 | 1 | 19 | 0-0 | 1.0 |
| 9.3 | Southern Cal | 3 | 0 | 0 | 0 | .000 | 7 | 0 | 12 | 0-0 | 0.0 |
| 9.9 | Wisconsin | 3 | 0 | 0 | 0 | .000 | 3 | 0 | 11 | 0-0 | 0.0 |
| 9.10 | Indiana St. | 3 | 0 | 0 | 0 | .000 | 2 | 1 | 18 | 0-0 | 1.0 |

Personal Bests

Kills

Season:
 SEC:
 Career:
 SEC:

Assists

Season: 7 vs. Southern Cal (9/3/22)
 SEC:
 Career: 7, twice, last vs. Southern Cal (9/3/22)
 SEC: 7 vs. South Carolina (11/4/21)

Digs

Season: 19 vs. Creighton (9/3/22)
 SEC:
 Career: 20, twice, last vs. Arkansas (10/22/21)
 SEC: 20, twice, last vs. Arkansas (10/22/21)

Aces

Season: 3 vs. Northern Iowa (9/2/22)
 SEC:
 Career: 5 vs. Texas A&M (11/13/21)
 SEC: 5 vs. Texas A&M (11/13/21)

Miscellaneous Stats

| Category | Season (Career) |
|-------------------------------------|-----------------|
| Matches with 10 or more kills | 0 (0) |
| Matches with 10 or more digs..... | 7 (30) |
| Matches with 5 or more blocks | 0 (0) |
| Double-doubles | 0 (0) |

Season Honors

SEC All-Preseason Team
 SEC Defensive Player of the Week (9/5)

Social Media Handles



@EleanorBeavin

PLAYER BIOS

BELLA BELL

RS-Junior • Middle Blocker • 6-3
 Blythewood, S.C. • Blythewood HS
 Community and Leadership Development



14



Season Averages

| Kills | Blocks | Assists | Digs | Aces |
|-------|--------|---------|------|------|
| 1.00 | 0.67 | 0.00 | 0.00 | 0.00 |

Quick Hits

- 4+ blocks in 10 of the last 19 matches in her career spanning 2021-22

Match-By-Match

| DATE | Vs. | SP | K | E | TA | PCT. | A | SA | DIG | BS-BA | PTS. |
|------|---------------|----|---|---|----|-------|---|----|-----|-------|------|
| 8.28 | Marquette | 1 | 0 | 2 | 5 | -.400 | 0 | 0 | 0 | 0-0 | 0.0 |
| 9.2 | Northern Iowa | 1 | 0 | 1 | 2 | -.500 | 0 | 0 | 0 | 0-0 | 0.0 |
| 9.10 | Indiana St. | 1 | 3 | 0 | 6 | .500 | 0 | 0 | 0 | 0-2 | 4.0 |

Personal Bests

Kills

Season: 3 vs. Indiana St. (9/10/22)
 SEC:
 Career: 9, three times, last vs. Florida (11/27/21)
 SEC: 9, three times, last vs. Florida (11/27/21)

Percentage

Season: .500 vs. Indiana St. (9/10/22)
 SEC:
 Career: 1.000 vs. LSU (3/5/21)
 SEC: 1.000 vs. LSU (3/5/21)

Assists

Season:
 SEC:
 Career: 1 vs. LSU (10/14/21)
 SEC: 1 vs. LSU (10/14/21)

Digs

Season:
 SEC:
 Career: 2, twice, last vs. South Carolina (11/4/21)
 SEC: 2, twice, last vs. South Carolina (11/4/21)

Aces

Season:
 SEC:
 Career:
 SEC:

Blocks

Season: 2 vs. Indiana St. (9/10/22)
 SEC:
 Career: 10 vs. Arkansas (10/22/21)
 SEC: 10 vs. Arkansas (10/22/21)

Miscellaneous Stats

| Category | Season (Career) |
|-------------------------------------|-----------------|
| Matches with 10 or more kills | 0 (0) |
| Matches with 10 or more digs..... | 0 (0) |
| Matches with 5 or more blocks | 0 (6) |
| Double-doubles | 0 (0) |

Season Honors

Social Media Handles



@BellaBellVB

PLAYER BIOS

MADDIE BEREZOWITZ

Senior • Libero / DS • 5-6
 Burlington, Wisconsin • Burlington HS
 Finance & Management



Season Averages

| Kills | Blocks | Assists | Digs | Aces |
|-------|--------|---------|------|------|
| 0.00 | 0.00 | 0.00 | 0.50 | 0.38 |

Quick Hits

- Service specialist that also will play time as a DS

Match-By-Match

| DATE | VS. | SP | K | E | TA | PCT. | A | SA | DIG | BS-BA | PTS. |
|------|-----------------|----|---|---|----|------|---|----|-----|-------|------|
| 8.28 | vs. Marquette | 3 | 0 | 0 | 0 | .000 | 0 | 1 | 1 | 0-0 | 1.0 |
| 8.30 | vs. Ohio | 1 | 0 | 0 | 0 | .000 | 0 | 0 | 0 | 0-0 | 0.0 |
| 9.3 | vs. Creighton | 2 | 0 | 0 | 0 | .000 | 0 | 0 | 0 | 0-0 | 0.0 |
| 9.10 | vs. Indiana St. | 2 | 0 | 0 | 0 | .000 | 0 | 2 | 2 | 0-0 | 2.0 |

Personal Bests

Kills

Season:
 SEC:
 Career:
 SEC:

Percentage

Season:
 SEC:
 Career:
 SEC:

Blocks

Season:
 SEC:
 Career:
 SEC:

Assists

Season:
 SEC:
 Career:
 SEC:

Digs

Season: 2 vs. Indiana St. (9/10/22)

SEC:

Career: 2, twice, last vs. Indiana St. (9/10/22)

SEC: 1, twice, last vs. South Carolina (11/4/21)

Aces

Season: 2 vs. Indiana St. (9/10/22)

SEC:

Career: 2, twice, last vs. Indiana St. (9/10/22)

SEC: 1, four times, last vs. South Carolina (11/4/21)

Miscellaneous Stats

| Category | Season (Career) |
|------------------------------------|-----------------|
| Matches with 10 or more kills..... | 0 (0) |
| Matches with 10 or more digs..... | 0 (0) |
| Matches with 5 or more blocks..... | 0 (0) |
| Double-doubles..... | 0 (0) |

Season Honors

Social Media Handles

@MaddieBerez

@Berez____



PLAYER BIOS

KELLY FRANXMAN

Senior • Outside Hitter • 6-0
Taylor Mill, Ky. • Xavier



Season Averages

| Kills | Blocks | Assists | Digs | Aces |
|-------|--------|---------|------|------|
| 2.33 | 1.00 | 0.00 | 0.33 | 0.00 |

Quick Hits

- Transferred in from Xavier

Match-By-Match

| DATE | Vs. | SP | K | E | TA | PCT. | A | SA | DIG | BS-BA | PTS. |
|------|---------------|----|---|---|----|------|---|----|-----|-------|------|
| 8.30 | Ohio | 2 | 6 | 1 | 10 | .500 | 0 | 0 | 1 | 0-1 | 6.0 |
| 9.10 | Indiana State | 1 | 1 | 1 | 3 | .000 | 0 | 0 | 0 | 0-2 | 2.0 |

Personal Bests

Kills

Season: 6 vs. Ohio (8/30)
SEC:
Career: 6 vs. Ohio (8/30)
SEC:

Percentage

Season: .500 vs. Ohio (8/30)
SEC:
Career: .500 vs. Ohio (8/30)
SEC:

Blocks

Season: 2 vs. Indiana St. (9/30)
SEC:
Career: 2 vs. Indiana St. (9/30)
SEC:

Assists

Season:
SEC:
Career:

Digs

Season: 1 vs. Ohio (8/30)
SEC:
Career: 1 vs. Ohio (8/30)
SEC:

Aces

Season:
SEC:
Career:
SEC:

Miscellaneous Stats

| Category | Season (Career) |
|-------------------------------------|-----------------|
| Matches with 10 or more kills | 0 (0) |
| Matches with 10 or more digs..... | 0 (0) |
| Matches with 5 or more blocks | 0 (0) |
| Double-doubles | 0 (0) |

Season Honors

Social Media Handles

@kmfranxman
 @kfranx_



PLAYER BIOS

ELISE GOETZINGER

Junior • Middle Blocker • 6-4
Blue Mounds, Wisc. • Mount Horeb
Chemistry



11



Season Averages

| Kills | Blocks | Assists | Digs | Aces |
|-------|--------|---------|------|------|
| 2.35 | 1.17 | 0.04 | 0.17 | 0.00 |

Quick Hits

- Career-high 12 kills vs. Ohio on opening weekend
- Hit .647 vs. Ohio, her second-highest ever hitting percentage match
- 2022 Hilton Omaha Bluejay Invitational All-Tournament Team

Match-By-Match

| DATE | Vs. | SP | K | E | TA | PCT. | A | SA | DIG | BS-BA | PTS. |
|------|---------------------|----|----|---|----|------|---|----|-----|-------|------|
| 8.28 | Marquette | 5 | 8 | 3 | 19 | .263 | 0 | 0 | 0 | 2-4 | 12.0 |
| 8.30 | Ohio | 3 | 12 | 1 | 17 | .647 | 1 | 0 | 0 | 0-1 | 12.5 |
| 9.2 | Northern Iowa | 3 | 3 | 1 | 7 | .286 | 0 | 0 | 0 | 0-2 | 4.0 |
| 9.3 | Creighton | 4 | 7 | 1 | 17 | .353 | 0 | 0 | 0 | 1-7 | 11.5 |
| 9.3 | Southern California | 3 | 11 | 0 | 14 | .786 | 0 | 0 | 0 | 0-4 | 13.0 |
| 9.9 | Wisconsin | 3 | 5 | 2 | 10 | .300 | 0 | 0 | 3 | 0-2 | 6.0 |
| 9.10 | Indiana State | 2 | 8 | 2 | 14 | .429 | 0 | 0 | 1 | 0-4 | 10.0 |

Personal Bests

Kills

Season: 12 vs. Ohio (8/30)
SEC:
Career: 12 vs. Ohio (8/30/22)
SEC: 8 vs. Mizzou (9/24/21)

Percentage

Season: .786 vs. Southern Cal (9/3/22)
SEC:
Career: .786 vs. Southern Cal (9/3/22)
SEC: .667, twice, last at Georgia (2/13/21)

Blocks

Season: 8 vs. Creighton (9/3/22)
SEC:
Career: 8, twice, last vs. Creighton (9/3/22)
SEC: 8 at Georgia (2/13/21)

Assists

Season: 1 vs. Ohio (8/30)
SEC:
Career: 2 vs. Mizzou (10/28/20)
SEC: 2 vs. Mizzou (10/28/20)

Digs

Season: 3 vs. Wisconsin (9/9/22)
SEC:
Career: 3 vs. Wisconsin (9/9/22)
SEC: 1, four times, last vs. Mizzou (9/24/21)

Aces

Season:
SEC:
Career:
SEC:

Miscellaneous Stats

| Category | Season (Career) |
|------------------------------------|-----------------|
| Matches with 10 or more kills..... | 2 (2) |
| Matches with 10 or more digs..... | 0 (0) |
| Matches with 5 or more blocks..... | 1 (9) |
| Double-doubles..... | 0 (0) |

Season Honors

Hilton Omaha All-Tournament Team

Social Media Handles

@EliseGoetzinger

@EliseGoetzinger



PLAYER BIOS

EMMA GROME

Sophomore • Setter • 5-9
 Loveland, Ohio • Ursula Academy
 Biomedical Engineering



Season Averages

| Kills | Blocks | Assists | Digs | Aces |
|-------|--------|---------|------|------|
| 0.54 | 0.33 | 11.58 | 2.21 | 0.33 |

Quick Hits

- 2021 SEC Freshman of the Year
- 2021 SEC All-Freshman Team
- Had the best assist/set number (11.45) for any freshman setter in the NCAA for 2021
- SEC Setter of the Week (9/5/22)
- Averaged 11.90 assists/set in Bluejay Invitational while helping UK hit .418 as a team

Match-By-Match

| DATE | Vs. | SP | K | E | TA | PCT. | A | SA | DIG | BS-BA | PTS. |
|------|---------------|----|---|---|----|--------|----|----|-----|-------|------|
| 8.28 | Marquette | 5 | 0 | 0 | 3 | .000 | 54 | 2 | 12 | 0-1 | 2.5 |
| 8.30 | Ohio | 3 | 0 | 1 | 1 | -1.000 | 31 | 1 | 6 | 0-0 | 1.0 |
| 9.2 | Northern Iowa | 3 | 3 | 0 | 3 | 1.000 | 36 | 3 | 8 | 0-0 | 6.0 |
| 9.3 | Creighton | 4 | 2 | 0 | 4 | .500 | 48 | 0 | 14 | 0-3 | 3.5 |
| 9.3 | Southern Cal | 3 | 3 | 0 | 3 | 1.000 | 35 | 1 | 3 | 0-1 | 4.5 |
| 9.9 | Wisconsin | 3 | 2 | 1 | 4 | .250 | 35 | 1 | 3 | 1-0 | 4.0 |
| 9.10 | Indiana St. | 3 | 3 | 0 | 4 | .750 | 39 | 0 | 7 | 0-2 | 4.0 |

Personal Bests

Kills

Season: 3, three times, last vs. Indiana St. (9/10/22)
 SEC:
 Career: 3, six times, last vs. Indiana St. (9/10/22)
 SEC: 3, twice, last vs. Texas A&M (11/14/21)

Assists

Season: 54 vs. Marquette (8/28)
 SEC:
 Career: 63 vs. South Carolina (11/4/21)
 SEC: 63 vs. South Carolina (11/4/21)

Digs

Season: 14 vs. Creighton (9/3/22)
 SEC:
 Career: 21 vs. Arkansas (10/22/21)
 SEC: 21 vs. Arkansas (10/22/21)

Aces

Season: 3 vs. Northern Iowa (9/2/22)
 SEC:
 Career: 3, twice, last vs. Northern Iowa (9/2/22)
 SEC: 2, three times, last vs. Arkansas (10/23/21)

Blocks

Season: 3 vs. Creighton (9/3/22)
 SEC:
 Career: 5, twice, last vs. Arkansas (10/23/21)
 SEC: 5, twice, last vs. Arkansas (10/23/21)

Miscellaneous Stats

| Category | Season (Career) |
|--------------------------------------|-----------------|
| Matches with 10 or more kills..... | 0 (0) |
| Matches with 30 or more assists..... | 6 (34) |
| Matches with 40 or more assists..... | 2 (15) |
| Matches with 50 or more assists..... | 1 (7) |
| Matches with 10 or more digs..... | 2 (8) |
| Matches with 5 or more blocks..... | 0 (2) |
| Double-doubles..... | 2 (8) |

Season Honors

Preseason All-SEC
 SEC Setter of the Week (9/5)
 2022 Hilton Omaha Bluejay Invitational

Social Media Handles

@EmmaGrome

@EGrome

@EmmaGrome

PLAYER BIOS

LANE JENKINS

Sophomore • Setter • 5-9
Versailles, Kentucky • Loyola-Chicago



Season Averages

| Kills | Blocks | Assists | Digs | Aces |
|-------|--------|---------|------|------|
| 1.00 | 0.00 | 2.00 | 0.00 | 0.00 |

Quick Hits

- Transferring in from Loyola-Chicago for the 2022 season
- Resident of Versailles, Ky., a suburb of Lexington

Match-By-Match

| DATE | Vs. | SP | K | E | TA | PCT. | A | SA | DIG | BS-BA | PTS. |
|------|---------------|----|---|---|----|-------|---|----|-----|-------|------|
| 9.10 | Indiana State | 1 | 1 | 0 | 1 | 1.000 | 2 | 0 | 0 | 0-0 | 1.0 |

Personal Bests

Kills

Season: 1 vs. Indiana St. (9/10/22)

SEC:

Career: 1 vs. Indiana St. (9/10/22)

SEC:

Percentage

Season:

SEC:

Career:

SEC:

Blocks

Season:

SEC:

Career:

SEC:

Assists

Season: 2 vs. Indiana St. (9/10/22)

SEC:

Career: 2 vs. Indiana St. (9/10/22)

SEC:

Digs

Season:

SEC:

Career:

SEC:

Aces

Season:

SEC:

Career:

SEC:

Miscellaneous Stats

| Category | Season (Career) |
|-------------------------------------|-----------------|
| Matches with 10 or more kills | 0 (0) |
| Matches with 10 or more digs..... | 0 (0) |
| Matches with 5 or more blocks | 0 (0) |
| Double-doubles | 0 (0) |

Season Honors

Social Media Handles



PLAYER BIOS

ERIN LAMB

Sophomore • Outside Hitter • 6-3
 Stewartville, Minn. • Stewartville HS
 Kinesiology



| Season Averages | Kills | Blocks | Assists | Digs | Aces |
|-----------------|-------|--------|---------|------|------|
| | 3.00 | 0.15 | 0.00 | 0.23 | 0.00 |

Quick Hits
2021:
 - SEC Player of the Week and SEC Freshman of the Week (11/1)
 - Filled in for Madi Skinner @ #21 Tennessee and had a career-best match with 12 kills on 20 swings and a .550 percentage

Match-By-Match

| DATE | Vs. | SP | K | E | TA | PCT. | A | SA | DIG | BS-BA | PTS. |
|------|-----------------|----|----|---|----|------|---|----|-----|-------|------|
| 8.28 | vs. Marquette | 5 | 18 | 3 | 36 | .417 | 0 | 0 | 0 | 0-0 | 18.0 |
| 8.30 | vs. Ohio | 2 | 6 | 1 | 11 | .455 | 0 | 0 | 0 | 1-0 | 7.0 |
| 9.9 | vs. Wisconsin | 3 | 8 | 6 | 16 | .125 | 0 | 0 | 1 | 0-1 | 8.5 |
| 9.10 | vs. Indiana St. | 3 | 7 | 3 | 19 | .211 | 0 | 0 | 0 | 0-0 | 7.0 |

Personal Bests

Kills
 Season: 18 vs. Marquette (8/28)
 SEC:
 Career: 18 vs. Marquette (8/28/22)
 SEC: 12 vs. Tennessee (10/27/21)

Assists
 Season:
 SEC:
 Career:
 SEC:

Digs
 Season: 1 vs. Wisconsin (9/9/22)
 SEC:
 Career: 2, twice, last vs. Tennessee (11/14/21)
 SEC: 2, twice, last vs. Tennessee (11/14/21)

Aces
 Season:
 SEC:
 Career:
 SEC:

Blocks
 Season: 1, twice, last vs. Wisconsin (9/9/22)
 SEC:
 Career: 2 vs. Tennessee (10/27/21)
 SEC: 2 vs. Tennessee (10/27/21)

Miscellaneous Stats

| Category | Season (Career) |
|------------------------------------|-----------------|
| Matches with 10 or more kills..... | 1 (2) |
| Matches with 10 or more digs..... | 0 (0) |
| Matches with 5 or more blocks..... | 0 (0) |
| Double-doubles..... | 0 (0) |

Season Honors

Social Media Handles

@ErinnnLamb
 @ErinnnLamb
 @ErinnnLamb

PLAYER BIOS

HALEY MELBY

Freshman • Outside Hitter • 6-1
Munster, Indiana • Munster HS



Season Averages

| Kills | Blocks | Assists | Digs | Aces |
|-------|--------|---------|------|------|
| 2.08 | 0.42 | 0.17 | 0.42 | 0.00 |

Quick Hits

- Played her first points as a Wildcat in the 2022 Bluejay Invitational

Match-By-Match

| DATE | Vs. | SP | K | E | TA | PCT. | A | SA | DIG | BS-BA | PTS. |
|------|---------------|----|---|---|----|------|---|----|-----|-------|------|
| 9.2 | Northern Iowa | 3 | 6 | 1 | 21 | .238 | 1 | 0 | 1 | 0-1 | 6.5 |
| 9.3 | Creighton | 4 | 8 | 2 | 21 | .286 | 0 | 0 | 2 | 0-2 | 9.0 |
| 9.3 | Southern Cal | 3 | 7 | 0 | 13 | .538 | 0 | 0 | 1 | 0-1 | 7.5 |
| 9.9 | Wisconsin | 1 | 0 | 0 | 4 | .000 | 0 | 0 | 1 | 0-0 | 0.0 |
| 9.10 | Indiana State | 1 | 4 | 1 | 8 | .375 | 1 | 0 | 0 | 0-1 | 4.4 |

Personal Bests

Kills

Season: 8 vs. Creighton (9/3/22)
SEC:
Career: 8 vs. Creighton (9/3/22)
SEC:

Percentage

Season: .538 vs. Southern Cal (9/3/22)
SEC:
Career: .538 vs. Southern Cal (9/3/22)
SEC:

Blocks

Season: 2 vs. Creighton (9/3/22)
SEC:
Career: 2 vs. Creighton (9/3/22)
SEC:

Assists

Season: 1, twice, last vs. Indiana St (9/10/22)
SEC:
Career: 1, twice, last vs. Indiana St (9/10/22)

Digs

Season: 2 vs. Creighton (9/3/22)
SEC:
Career: 2 vs. Creighton (9/3/22)
SEC:

Aces

Season:
SEC:
Career:
SEC:

Miscellaneous Stats

| Category | Season (Career) |
|-------------------------------------|-----------------|
| Matches with 10 or more kills | 0 (0) |
| Matches with 10 or more digs..... | 0 (0) |
| Matches with 5 or more blocks | 0 (0) |
| Double-doubles | 0 (0) |

Season Honors

Social Media Handles



PLAYER BIOS

ADANNA ROLLINS

Senior • Outside Hitter • 6-0
 Carrollton, Texas • Penn State / Minnesota



Season Averages

| Kills | Blocks | Assists | Digs | Aces |
|-------|--------|---------|------|------|
| 3.46 | 0.38 | 0.21 | 2.33 | 0.33 |

Quick Hits

- Last season at Penn State, Rollins played in 117 sets and 32 matches, averaging 2.45 kills per set for the Nittany Lions and 2.90 points per set. She also averaged over 2.2 digs per set and blocked at a 0.49 stuffs per set clip.
- 28 kills vs. Marquette in her UK debut

Match-By-Match

| DATE | Vs. | SP | K | E | TA | PCT. | A | SA | DIG | BS-BA | PTS. |
|------|---------------|----|----|---|----|------|---|----|-----|-------|------|
| 8.28 | Marquette | 5 | 28 | 2 | 55 | .473 | 1 | 2 | 11 | 1-0 | 31.0 |
| 8.30 | Ohio | 3 | 6 | 3 | 25 | .120 | 0 | 0 | 3 | 0-0 | 6.0 |
| 9.2 | Northern Iowa | 3 | 15 | 4 | 27 | .407 | 0 | 2 | 8 | 0-0 | 17.0 |
| 9.3 | Creighton | 4 | 10 | 3 | 30 | .233 | 2 | 3 | 9 | 0-5 | 15.5 |
| 9.3 | Southern Cal | 3 | 8 | 3 | 19 | .263 | 1 | 0 | 10 | 0-2 | 9.0 |
| 9.9 | Wisconsin | 3 | 9 | 6 | 29 | .103 | 1 | 1 | 10 | 0-1 | 10.5 |
| 9.10 | Indiana St. | 3 | 7 | 1 | 15 | .400 | 0 | 0 | 5 | 0-0 | 7.0 |

Kentucky Personal Bests

Kills

Season: 28 vs. Marquette (8/28)
 SEC:
 Career: 28 vs. Marquette (8/28)
 SEC:

Percentage

Season: .473 vs. Marquette (8/28)
 SEC:
 Career: .473 vs. Marquette (8/28)
 SEC:

Blocks

Season: 5 vs. Creighton (9/3/22)
 SEC:
 Career: 5 vs. Creighton (9/3/22)
 SEC:

Assists

Season: 2 vs. Creighton (9/3/22)
 SEC:
 Career: 2 vs. Creighton (9/3/22)
 SEC:

Digs

Season: 11 vs. Marquette (8/28)
 SEC:
 Career: 11 vs. Marquette (8/28)
 SEC:

Aces


Season: 3 vs. Creighton (9/3/22)
 SEC:
 Career: 3 vs. Creighton (9/3/22)
 SEC:

Miscellaneous Stats

| Category | Season (UK Career) |
|-------------------------------------|--------------------|
| Matches with 10 or more kills | 3 (3) |
| Matches with 10 or more digs..... | 3 (3) |
| Matches with 5 or more blocks | 1 (1) |
| Double-doubles | 1 (1) |

Season Honors

Social Media Handles



PLAYER BIOS

REAGAN RUTHERFORD

Junior • Opposite • 6-0
Missouri City, Texas • Ridge Point Management



10



Season Averages

| Kills | Blocks | Assists | Digs | Aces |
|-------|--------|---------|------|------|
| 3.96 | 0.96 | 0.25 | 2.29 | 0.54 |

Quick Hits

- SEC Player of the Week (9/5)
- SEC Offensive Player of the Week (9/5)
- 2022 Hilton Omaha Bluejay Invitational MVP (5.00 kills/set)
- 25 kills vs. Creighton, setting a new career high

Match-By-Match

| DATE | Vs. | SP | K | E | TA | PCT. | A | SA | DIG | BS-BA | PTS. |
|------|---------------|----|----|---|----|------|---|----|-----|-------|------|
| 8.28 | Marquette | 5 | 9 | 6 | 28 | .107 | 1 | 2 | 11 | 0-4 | 13.0 |
| 8.30 | Ohio | 3 | 11 | 3 | 21 | .381 | 0 | 2 | 4 | 0-5 | 15.5 |
| 9.2 | Northern Iowa | 3 | 11 | 2 | 22 | .409 | 1 | 0 | 5 | 0-4 | 13.0 |
| 9.3 | Creighton | 4 | 25 | 3 | 42 | .524 | 1 | 3 | 11 | 0-2 | 29.0 |
| 9.3 | Southern Cal | 3 | 14 | 2 | 27 | .444 | 1 | 2 | 4 | 0-3 | 17.5 |
| 9.9 | Wisconsin | 3 | 13 | 1 | 24 | .500 | 0 | 1 | 10 | 0-1 | 14.5 |
| 9.10 | Indiana St. | 3 | 12 | 5 | 33 | .212 | 2 | 3 | 10 | 0-1 | 17.0 |

Personal Bests

Kills

Season: 25 vs. Creighton (9/3/22)
SEC:
Career: 25 vs. Creighton (9/3/22)
SEC: 16 vs. South Carolina (11/4/21)

Percentage

Season: .524 vs. Creighton (9/3/22)
SEC:
Career: .636 vs. Auburn (11/20/21)
SEC: .636 vs. Auburn (11/20/21)

Blocks

Season: 5 vs. Ohio (8/30)
SEC:
Career: 6, twice, last vs. Texas A&M (11/14/21)
SEC: 6, twice, last vs. Texas A&M (11/14/21)

Assists

Season: 2 vs. Indiana St. (9/10/22)
SEC:
Career: 2 vs. Indiana St. (9/10/22)
SEC:

Digs

Season: 11, twice, last vs. Creighton (9/3/22)
SEC:
Career: 11, twice, last vs. Creighton (9/3/22)
SEC: 6, twice, last vs. South Carolina (11/5/21)

Aces

Season: 3, twice, last vs. Indiana St. (9/10/22)
SEC:
Career: 3, twice, last vs. Indiana St. (9/10/22)
SEC:

Miscellaneous Stats

| Category | Season (Career) |
|-------------------------------------|-----------------|
| Matches with 10 or more kills | 6 (11) |
| Matches with 10 or more digs..... | 4 (4) |
| Matches with 5 or more blocks | 1 (4) |
| Double-doubles | 2 (2) |

Season Honors

Preseason All-SEC
SEC Player of the Week (9/5)
SEC Offensive Player of the Week (9/5)
2022 Hilton Omaha Bluejay Invitational MVP

Social Media Handles



@Reagan.Ruth



PLAYER BIOS

AUDREY WHITWORTH

Freshman • Defensive Specialist • 5-7
Hardinsburg, Ky. • Breckenridge



19



Season Averages

| Kills | Blocks | Assists | Digs | Aces |
|-------|--------|---------|------|------|
| 0.00 | 0.00 | 0.08 | 0.50 | 0.08 |

Quick Hits

- Played her club volleyball for the KIVA 18 Red team under the direction of Alan Davis. She has been named an Under Armour All-American and was named to the Prep Volleyball Sophomore 79 list in 2019.
- She was named to the all-district team all four years of high school, along with being named all-third region team from 2018-21, as well. Whitworth has shown her prowess in the classroom, registering three academic all-state honors.
- The Kentuckian led Breckenridge to its first-ever state tournament appearance in 2018 and has led them to three-straight district championships spanning from 2018-2020.

Match-By-Match

| DATE | Vs. | SP | K | E | TA | PCT. | A | SA | DIG | BS-BA | PTS. |
|------|---------------|----|---|---|----|------|---|----|-----|-------|------|
| 8.28 | Marquette | 3 | 0 | 0 | 0 | .000 | 0 | 0 | 2 | 0-0 | 0.0 |
| 8.30 | Ohio | 2 | 0 | 0 | 0 | .000 | 0 | 1 | 0 | 0-0 | 1.0 |
| 9.2 | Northern Iowa | 1 | 0 | 0 | 0 | .000 | 0 | 0 | 0 | 0-0 | 0.0 |
| 9.3 | Southern Cal | 1 | 0 | 0 | 0 | .000 | 0 | 0 | 0 | 0-0 | 0.0 |
| 9.9 | Wisconsin | 2 | 0 | 0 | 0 | .000 | 0 | 0 | 0 | 0-0 | 0.0 |
| 9.10 | Indiana St. | 3 | 0 | 0 | 0 | .000 | 1 | 0 | 4 | 0-0 | 0.0 |

Personal Bests

Kills

Season:
SEC:
Career:
SEC:

Percentage

Season:
SEC:
Career:
SEC:

Blocks

Season:
SEC:
Career:
SEC:

Assists

Season: 1 vs. Indiana St. (9/10/22)
SEC:
Career: 1 vs. Indiana St. (9/10/22)
SEC:

Digs

Season: 4 vs. Indiana St. (9/10/22)
SEC:
Career: 4 vs. Indiana St. (9/10/22)
SEC:

Aces

Season: 1 vs. Ohio (8/30/22)
SEC:
Career: 1 vs. Ohio (8/30/22)
SEC:

Miscellaneous Stats

| Category | Season (Career) |
|-------------------------------------|-----------------|
| Matches with 10 or more kills | 0 (0) |
| Matches with 10 or more digs..... | 0 (0) |
| Matches with 5 or more blocks | 0 (0) |
| Double-doubles | 0 (0) |

Season Honors

Social Media Handles



PLAYER BIOS

RIAH WALKER

Junior • Libero / DS • 5-10
Sarasota, Fla. • Riverview
Business



Season Averages

| Kills | Blocks | Assists | Digs | Aces |
|-------|--------|---------|------|------|
| 0.00 | 0.00 | 0.17 | 1.75 | 0.17 |

Quick Hits

- UK's libero for the first seven matches of the 2021 season, a job she earned in preseason
- One of UK's best passers and servers

Match-By-Match

| DATE | Vs. | SP | K | E | TA | PCT. | A | SA | DIG | BS-BA | PTS. |
|------|---------------|----|---|---|----|------|---|----|-----|-------|------|
| 8.28 | Marquette | 5 | 0 | 0 | 0 | .000 | 1 | 1 | 9 | 0-0 | 1.0 |
| 8.30 | Ohio | 3 | 0 | 0 | 0 | .000 | 0 | 1 | 3 | 0-0 | 1.0 |
| 9.2 | Northern Iowa | 3 | 0 | 0 | 0 | .000 | 0 | 0 | 6 | 0-0 | 0.0 |
| 9.3 | Creighton | 4 | 0 | 0 | 0 | .000 | 2 | 0 | 9 | 0-0 | 0.0 |
| 9.3 | Southern Cal | 3 | 0 | 0 | 0 | .000 | 0 | 2 | 7 | 0-0 | 2.0 |
| 9.9 | Wisconsin | 3 | 0 | 0 | 0 | .000 | 1 | 0 | 1 | 0-0 | 0.0 |
| 9.10 | Indiana St. | 3 | 0 | 0 | 0 | .000 | 0 | 0 | 7 | 0-0 | 0.0 |

Personal Bests

Kills

Season:

SEC:

Career:

SEC:

Percentage

Season:

SEC:

Career:

SEC:

Blocks

Season:

SEC:

Career:

SEC:

Assists

Season: 2 vs. Creighton (9/3/22)

SEC:

Career: 3 vs. Southern Cal (9/4/21)

SEC: 1, three times, last vs. Texas A&M (11/14/21)

Digs

Season: 9, twice, last vs. Creighton (9/3/22)

SEC:

Career: 18 vs. Creighton (9/4/21)

SEC: 12 vs. South Carolina (11/4/21)

Aces

Season: 2 vs. Creighton (9/3/22)

SEC:

Career: 3, twice, last vs. Texas A&M (11/13/21)

SEC: 3 vs. Texas A&M (11/13/21)

Miscellaneous Stats

Category

Season (Career)

Matches with 10 or more kills..... 0 (0)

Matches with 10 or more digs..... 0 (8)

Matches with 5 or more blocks..... 0 (0)

Double-doubles..... 0 (0)

Season Honors

Social Media Handles



@MariahWalkerrr

PLAYER BIOS

AZHANI TEALER

Senior • Middle Blocker • 5-10
 Grand Prairie, Texas • Grand Prairie
 Broadcast Journalism



Season Averages

| Kills | Blocks | Assists | Digs | Aces |
|-------|--------|---------|------|------|
| 1.74 | 0.87 | 0.00 | 0.17 | 0.04 |

Quick Hits

- 2021 All-SEC
- Twelve matches with 10+ kills, including 11 of the last 20 matches in 2021
- 2021 SEC Defensive Player of the Week on three separate occasions (9/6, 10/11, 10/18)

Match-By-Match

| DATE | Vs. | SP | K | E | TA | PCT. | A | SA | DIG | BS-BA | PTS. |
|------|---------------|----|---|---|----|------|---|----|-----|-------|------|
| 8.28 | Marquette | 5 | 4 | 3 | 16 | .062 | 0 | 0 | 0 | 0-1 | 4.5 |
| 8.30 | Ohio | 3 | 2 | 0 | 7 | .286 | 0 | 0 | 0 | 0-4 | 4.0 |
| 9.2 | Northern Iowa | 3 | 7 | 2 | 9 | .556 | 0 | 0 | 0 | 0-3 | 8.5 |
| 9.3 | Creighton | 4 | 9 | 0 | 16 | .562 | 0 | 0 | 1 | 0-5 | 11.5 |
| 9.3 | Southern Cal | 3 | 7 | 1 | 13 | .462 | 0 | 1 | 0 | 1-3 | 10.5 |
| 9.9 | Wisconsin | 3 | 6 | 3 | 17 | .176 | 0 | 0 | 2 | 2-1 | 8.5 |
| 9.10 | Indiana State | 2 | 5 | 2 | 10 | .300 | 0 | 0 | 0 | 0-0 | 5.0 |

Personal Bests

Kills

Season: 9 vs. Creighton (9/3/22)
 SEC:
 Career: 18, twice, last vs. Stanford (9/19/21)
 SEC: 18 at Florida (3/19/21)

Percentage

Season: .556 vs. Creighton (9/3/22)
 SEC:
 Career: .812 vs. LSU (3/5/21)
 SEC: .812 vs. LSU (3/5/21)

Blocks

Season: 5 vs. Creighton (9/3/22)
 SEC:
 Career: 10 vs. Mississippi State (10/6/21)
 SEC: 10 vs. Mississippi State (10/6/21)

Digs

Season: 2 vs. Wisconsin (9/9/22)
 SEC:
 Career: 5 vs. Arkansas (10/23/21)
 SEC: 5 vs. Arkansas (10/23/21)

Aces

Season: 1 vs. Southern Cal (9/3/22)
 SEC:
 Career: 2, eight times, last vs. Auburn (11/21/21)
 SEC: 2, four times, last vs. Auburn (11/21/21)

Miscellaneous Stats

| Category | Season (Career) |
|------------------------------------|-----------------|
| Matches with 10 or more kills..... | 0 (19) |
| Matches with 10 or more digs..... | 0 (0) |
| Matches with 5 or more blocks..... | 1 (19) |
| Double-doubles..... | 1 (1) |

Season Honors

Preseason All-SEC

Social Media Handles

@AzhaniTealer



@AzhaniTealer

PLAYER BIOS

JORDYN WILLIAMS

RS-Freshman • Middle Blocker • 6-2
Lantana, Texas • Guyer HS
Business



Season Averages

| Kills | Blocks | Assists | Digs | Aces |
|-------|--------|---------|------|------|
| 1.00 | 1.50 | 0.00 | 1.00 | 0.00 |

Quick Hits

- Tore her achillies in preseason and missed the entire 2021 season
- Played club volleyball for TAV
- PrepVolleyball ranks her as the No. 8 player in the country
- 2020 Under Armour First Team All-American
- Three-time member of the Academic All-District Team
- 2017 Newcomer of the Year on her team, and a member of the All-State Team
- Member of two national championship winning teams with TAV

Match-By-Match

| DATE | Vs. | SP | K | E | TA | PCT. | A | SA | DIG | BS-BA | PTS. |
|------|---------------|----|---|---|----|------|---|----|-----|-------|------|
| 8.30 | Ohio | 1 | 2 | 0 | 3 | .667 | 0 | 0 | 0 | 0-0 | 2.0 |
| 9.10 | Indiana State | 1 | 0 | 0 | 4 | .000 | 0 | 0 | 2 | 0-3 | 1.5 |

Personal Bests

Kills

Season: 2 vs. Ohio (8/30)
SEC:
Career: 2 vs. Marquette (8/28/22)
SEC:

Assists

Season:
SEC:
Career:
SEC:

Digs

Season: 2 vs. Indiana St. (9/12/22)
SEC:
Career: 2 vs. Indiana St. (9/12/22)
SEC:

Aces

Season:
SEC:
Career:
SEC:

Miscellaneous Stats

| Category | Season (Career) |
|------------------------------------|-----------------|
| Matches with 10 or more kills..... | 0 (0) |
| Matches with 10 or more digs..... | 0 (0) |
| Matches with 5 or more blocks..... | 0 (0) |
| Double-doubles..... | 0 (0) |

Season Honors

Social Media Handles

@JordynWilliamsm



@JordyWilliams_

MATCH-BY-MATCH BOX SCORES



Volleyball Box Score
2022-23 Women's Volleyball
Marquette vs Kentucky (08/26/2022 at Memorial Coliseum)

| # | Marquette | 1 | 2 | 3 | 4 | 5 | Attack | | | Set | | | Serve | | | Reception | | | Block | | | BHE | Pts |
|----|-------------------|---|---|---|---|---|--------|----|-----|-----|-----|-----|-------|-----|-------|-----------|-------|-----|-------|-----|-----|-----|------|
| | | | | | | | K | E | TA | Pct | Ass | Err | TA | Pct | SA | SE | TA | Pct | O | RE | Pct | | |
| 1 | Anchanta, Yadhira | ■ | ■ | ■ | ■ | ■ | 5 | 9 | 556 | 38 | 104 | 365 | 1 | 31 | 1,000 | 1 | 1,000 | 14 | 1 | 1 | 1 | 1 | 6.0 |
| 4 | Reitsma, Jenna | ■ | ■ | ■ | ■ | ■ | 5 | 9 | 32 | 062 | 2 | 5 | 400 | 1 | 16 | 938 | 20 | 3 | 870 | 8 | 1 | 1 | 9.0 |
| 6 | Lund, Megan | □ | □ | □ | □ | □ | 1 | 1 | 0 | 000 | 0 | 0 | 000 | 0 | 0 | 000 | 0 | 0 | 000 | 0 | 0 | 0 | 0.0 |
| 7 | Foti, Ella | □ | □ | □ | □ | □ | 2 | 12 | 3 | 26 | 346 | 5 | 11 | 455 | 3 | 13 | 769 | 1 | 1,000 | 9 | 1 | 1 | 12.5 |
| 8 | Studer, Adriana | □ | □ | □ | □ | □ | 2 | 4 | 6 | 867 | 0 | 0 | 000 | 0 | 0 | 000 | 0 | 0 | 000 | 0 | 0 | 0 | 4.0 |
| 9 | Ifili, Sienna | □ | □ | □ | □ | □ | 1 | 1 | 0 | 000 | 0 | 0 | 000 | 0 | 0 | 000 | 0 | 0 | 000 | 0 | 0 | 0 | 0.0 |
| 10 | Hamilton, Aubrey | ■ | ■ | ■ | ■ | ■ | 5 | 18 | 3 | 50 | 300 | 1 | 3 | 333 | 1 | 10 | 900 | 15 | 3 | 833 | 7 | 2 | 20.0 |
| 11 | Garrison, Jady | □ | □ | □ | □ | □ | 5 | 9 | 2 | 17 | 412 | 1 | 2 | 500 | 3 | 4 | 250 | 0 | 0 | 000 | 1 | 1 | 9.5 |
| 12 | Murray, Carsen | ■ | ■ | ■ | ■ | ■ | 5 | 9 | 2 | 17 | 412 | 1 | 2 | 500 | 3 | 4 | 250 | 0 | 0 | 000 | 1 | 1 | 9.5 |
| 14 | Skrabak, Carly | ■ | ■ | ■ | ■ | ■ | 5 | 9 | 2 | 17 | 412 | 1 | 2 | 500 | 3 | 4 | 250 | 0 | 0 | 000 | 1 | 1 | 9.5 |
| 16 | Holmstrom, Ella | □ | □ | □ | □ | □ | 2 | 1 | 1 | 3 | 000 | 0 | 0 | 000 | 0 | 0 | 000 | 0 | 0 | 000 | 0 | 0 | 1.0 |
| 17 | Ring, Natalie | □ | □ | □ | □ | □ | 2 | 4 | 6 | 867 | 0 | 0 | 000 | 0 | 0 | 000 | 0 | 0 | 000 | 0 | 0 | 0 | 4.0 |
| 22 | Bray, Hattie | ■ | ■ | ■ | ■ | ■ | 5 | 6 | 2 | 17 | 235 | 0 | 0 | 000 | 1 | 1,000 | 4 | 0 | 000 | 1 | 1 | 7.0 | |
| 23 | Naber, Samantha | ■ | ■ | ■ | ■ | ■ | 5 | 6 | 2 | 17 | 235 | 0 | 0 | 000 | 1 | 1,000 | 4 | 0 | 000 | 1 | 1 | 7.0 | |
| | TEAM | ■ | ■ | ■ | ■ | ■ | 5 | 64 | 18 | 160 | 287 | 54 | 145 | 372 | 11 | 99 | 889 | 84 | 9 | 903 | 69 | 4 | 69.0 |
| | Totals | | | | | | 5 | 64 | 18 | 160 | 287 | 54 | 145 | 372 | 11 | 99 | 889 | 84 | 9 | 903 | 69 | 4 | 69.0 |

| Attack By Set | | | | | | TOTAL TEAM BLOCKS | | | | | | |
|---------------|----|---|----|------|--------|-------------------|---|----|----|----|----|---------------|
| Set | K | E | TA | Pct | Sidout | Pct | 1 | 2 | 3 | 4 | 5 | Team records: |
| 1 | 15 | 4 | 36 | .396 | 16-22 | 72% | 3 | 25 | 25 | 18 | 16 | 1-0, 0-0 |
| 2 | 17 | 4 | 36 | .381 | 16-22 | 72% | 2 | 21 | 22 | 25 | 25 | 0-1, 0-0 |
| 3 | 14 | 3 | 31 | .355 | 14-25 | 56% | | | | | | |
| 4 | 7 | 6 | 32 | .031 | 11-24 | 45% | | | | | | |
| 5 | 11 | 1 | 25 | .400 | 7-12 | 58% | | | | | | |

| # | Kentucky | 1 | 2 | 3 | 4 | 5 | Attack | | | Set | | | Serve | | | Reception | | | Block | | | BHE | Pts | | |
|----|--------------------|---|---|---|---|---|--------|----|----|-----|-----|-----|-------|-------|-----|-----------|-------|-----|-------|-------|-----|------|------|------|-----|
| | | | | | | | K | E | TA | Pct | Ass | Err | TA | Pct | SA | SE | TA | Pct | O | RE | Pct | | | Dig | BS |
| 1 | Berezowitz, Maddie | □ | □ | □ | □ | □ | 1 | 2 | 0 | 000 | 0 | 0 | 000 | 0 | 0 | 000 | 1 | 1 | 1 | 1 | 1 | 2.5 | | | |
| 3 | Williams, Jordyn | ■ | ■ | ■ | ■ | ■ | 5 | 3 | 0 | 000 | 54 | 3 | 140 | 386 | 2 | 2 | 22 | 909 | 0 | 0 | 000 | 12 | 1 | 1 | 2.0 |
| 4 | Grome, Emma | ■ | ■ | ■ | ■ | ■ | 5 | 3 | 0 | 000 | 6 | 1 | 17 | 1,000 | 26 | 1,000 | 13 | 1 | 1 | 1 | 1 | 1 | 1.0 | | |
| 6 | Beavin, Eleanor | ■ | ■ | ■ | ■ | ■ | 5 | 28 | 2 | 55 | 473 | 1 | 1 | 1,000 | 2 | 2 | 18 | 889 | 15 | 1,000 | 11 | 1 | 1 | 10.0 | |
| 8 | Rollins, Adanna | ■ | ■ | ■ | ■ | ■ | 5 | 28 | 2 | 55 | 473 | 1 | 1 | 1,000 | 2 | 2 | 18 | 889 | 15 | 1,000 | 11 | 1 | 1 | 10.0 | |
| 9 | Walker, Riah | ■ | ■ | ■ | ■ | ■ | 5 | 9 | 6 | 28 | 107 | 1 | 2 | 500 | 2 | 12 | 1,000 | 1 | 1,000 | 11 | 4 | 4 | 13.0 | | |
| 10 | Rutherford, Reagan | ■ | ■ | ■ | ■ | ■ | 5 | 8 | 3 | 19 | 263 | 0 | 0 | 000 | 0 | 0 | 000 | 0 | 0 | 000 | 2 | 4 | 12.0 | | |
| 11 | Goetzinger, Elise | ■ | ■ | ■ | ■ | ■ | 5 | 8 | 3 | 19 | 263 | 0 | 0 | 000 | 0 | 0 | 000 | 0 | 0 | 000 | 2 | 4 | 12.0 | | |
| 13 | Lamb, Erin | ■ | ■ | ■ | ■ | ■ | 5 | 18 | 3 | 36 | 417 | 0 | 0 | 000 | 0 | 0 | 000 | 7 | 1,000 | 2 | 4 | 18.0 | | | |
| 14 | Bell, Bella | ■ | ■ | ■ | ■ | ■ | 1 | 2 | 5 | 400 | 0 | 0 | 000 | 0 | 0 | 000 | 0 | 0 | 000 | 0 | 0 | 0 | 0.0 | | |
| 15 | Tealar, Azhani | ■ | ■ | ■ | ■ | ■ | 5 | 4 | 3 | 16 | 062 | 0 | 0 | 000 | 1 | 7 | 857 | 1 | 1,000 | 0 | 1 | 4.5 | | | |
| 19 | Whitworth, Audrey | □ | □ | □ | □ | □ | 3 | 1 | 2 | 5 | 400 | 0 | 0 | 000 | 0 | 0 | 000 | 7 | 1,000 | 2 | 0 | 0 | 4.0 | | |
| | TEAM | ■ | ■ | ■ | ■ | ■ | 5 | 67 | 19 | 162 | 296 | 63 | 3 | 157 | 401 | 9 | 12 | 105 | 88 | 1,000 | 61 | 3 | 10 | 84.0 | |
| | Totals | | | | | | 5 | 67 | 19 | 162 | 296 | 63 | 3 | 157 | 401 | 9 | 12 | 105 | 88 | 1,000 | 61 | 3 | 10 | 84.0 | |

| Attack By Set | | | | | | TOTAL TEAM BLOCKS | | | | | | |
|---------------|----|---|----|------|--------|-------------------|---|----|----|----|----|---------------|
| Set | K | E | TA | Pct | Sidout | Pct | 1 | 2 | 3 | 4 | 5 | Team records: |
| 1 | 11 | 6 | 33 | .152 | 15-24 | 62% | 3 | 25 | 25 | 18 | 16 | 1-0, 0-0 |
| 2 | 13 | 3 | 35 | .286 | 16-25 | 64% | 2 | 21 | 22 | 25 | 25 | 0-1, 0-0 |
| 3 | 20 | 1 | 34 | .559 | 14-18 | 77% | | | | | | |
| 4 | 12 | 7 | 35 | .143 | 12-17 | 70% | | | | | | |
| 5 | 11 | 2 | 25 | .380 | 7-15 | 46% | | | | | | |

Site: Lexington (Memorial Coliseum)
Date: 08/26/2022 Attend: 2119 Time: 2:41
Referees: William Stanley, Scott Lowery, Randall Stone, Jennifer Leffler

| Tie Scores | 1 | 2 | 3 | 4 | 5 | Total |
|--------------|---|----|---|---|---|-------|
| | 5 | 11 | 2 | 4 | 3 | 25 |
| Lead changes | 1 | 3 | 1 | 2 | 2 | 9 |



Volleyball Box Score
2022-23 Women's Volleyball
Ohio vs Kentucky (08/28/2022 at Memorial Coliseum)

| # | Ohio | 1 | 2 | 3 | 4 | 5 | Attack | | | Set | | | Serve | | | Reception | | | Block | | | BHE | Pts | | | |
|----|---------------------|---|---|---|---|---|--------|----|----|-------|-----|-----|-------|-----|----|-----------|-----|-------|-------|-----|-------|-----|-----|-----|----|------|
| | | | | | | | K | E | TA | Pct | Ass | Err | TA | Pct | SA | SE | TA | Pct | O | RE | Pct | | | Dig | BS | BA |
| 1 | Kwiatkowski, Parker | □ | □ | □ | □ | □ | 3 | 1 | 2 | 500 | 13 | 40 | 325 | 1 | 9 | 1,000 | 0 | 0 | 000 | 5 | 2 | 1 | 2.0 | | | |
| 3 | McLean, Tria | ■ | ■ | ■ | ■ | ■ | 3 | 1 | 0 | 000 | 10 | 38 | 263 | 1 | 8 | 875 | 0 | 0 | 000 | 2 | 1 | 0 | 0.0 | | | |
| 5 | Schafer, Makenna | □ | □ | □ | □ | □ | 1 | 1 | 0 | 000 | 0 | 0 | 000 | 0 | 0 | 000 | 0 | 0 | 000 | 0 | 1 | 0 | 0.5 | | | |
| 6 | Raines, Karsyn | □ | □ | □ | □ | □ | 1 | 1 | 0 | 000 | 0 | 0 | 000 | 0 | 0 | 000 | 0 | 0 | 000 | 0 | 0 | 0 | 0.0 | | | |
| 7 | Hoerlein, Elizabeth | ■ | ■ | ■ | ■ | ■ | 3 | 1 | 3 | 6 | 333 | 0 | 0 | 000 | 0 | 0 | 000 | 0 | 0 | 000 | 0 | 0 | 0 | 1.0 | | |
| 8 | Kharchynska, Anna | □ | □ | □ | □ | □ | 3 | 4 | 3 | 9 | 111 | 0 | 0 | 000 | 0 | 0 | 000 | 0 | 0 | 000 | 0 | 0 | 0 | 4.0 | | |
| 10 | Rogers, Leah | □ | □ | □ | □ | □ | 1 | 1 | 1 | 1,000 | 0 | 0 | 000 | 0 | 0 | 000 | 0 | 0 | 000 | 0 | 0 | 0 | 1.0 | | | |
| 12 | O'Farrell, Caitlin | ■ | ■ | ■ | ■ | ■ | 3 | 8 | 4 | 20 | 200 | 0 | 0 | 000 | 1 | 4 | 750 | 0 | 0 | 000 | 1 | 1 | 8.5 | | | |
| 13 | Steele, Sam | ■ | ■ | ■ | ■ | ■ | 3 | 1 | 0 | 000 | 2 | 12 | 167 | 0 | 0 | 000 | 11 | 1,000 | 13 | 1 | 929 | 16 | 0 | 0.0 | | |
| 15 | Clippard, Caroline | ■ | ■ | ■ | ■ | ■ | 3 | 7 | 5 | 22 | 091 | 0 | 0 | 000 | 0 | 0 | 000 | 2 | 1,000 | 2 | 1,000 | 1 | 1 | 7.5 | | |
| 16 | Margolies, Emily | □ | □ | □ | □ | □ | 1 | 1 | 0 | 000 | 0 | 0 | 000 | 0 | 0 | 000 | 0 | 0 | 000 | 0 | 0 | 0 | 0.0 | | | |
| 20 | Watrous, Maci | □ | □ | □ | □ | □ | 1 | 1 | 0 | 000 | 0 | 0 | 000 | 0 | 0 | 000 | 0 | 0 | 000 | 0 | 0 | 0 | 0.0 | | | |
| 21 | Livingway, Clara | □ | □ | □ | □ | □ | 1 | 1 | 0 | 000 | 0 | 0 | 000 | 0 | 0 | 000 | 0 | 0 | 000 | 0 | 0 | 0 | 0.0 | | | |
| 22 | Margolies, Olivia | ■ | ■ | ■ | ■ | ■ | 3 | 4 | 5 | 18 | 056 | 0 | 0 | 000 | 1 | 1,000 | 26 | 3 | 897 | 3 | 1 | 1 | 5.5 | | | |
| 23 | Frank, Kristy | ■ | ■ | ■ | ■ | ■ | 3 | 4 | 1 | 10 | 300 | 0 | 0 | 000 | 0 | 0 | 000 | 11 | 1,000 | 17 | 1,000 | 6 | 0 | 4.0 | | |
| | TEAM | ■ | ■ | ■ | ■ | ■ | 3 | 30 | 21 | 91 | 099 | 25 | 93 | 269 | 1 | 3 | 53 | 943 | 58 | 5 | 921 | 33 | 4 | 5 | 1 | 34.0 |
| | Totals | | | | | | 3 | 30 | 21 | 91 | 099 | 25 | 93 | 269 | 1 | 3 | 53 | 943 | 58 | 5 | 921 | 33 | 4 | 5 | 1 | 34.0 |

| Attack By Set | | | | | | TOTAL TEAM BLOCKS | | | | | | |
|---------------|----|---|----|---------|--------|-------------------|---|----|----|----|----|---------------|
| Set | K | E | TA | Pct | Sidout | Pct | 1 | 2 | 3 | 4 | 5 | Team records: |
| 1 | 12 | 6 | 31 | .194 | 15-25 | 60% | 3 | 25 | 25 | 18 | 16 | 1-0, 0-0 |
| 2 | 6 | 7 | 26 | -.038</ | | | | | | | | |

MATCH-BY-MATCH BOX SCORES

Volleyball Box Score 2022 Bluejay Invitational

#25 Southern California vs #16 Kentucky (09/03/2022 at D.J. Sokol Arena)

| # | Player | S | Attack | | | Set | | | Serve | | | Reception | | | Block | | | BHE | Pts | | | |
|--------|------------------|---|--------|----|-----|------|-----|-----|-------|-----|----|-----------|------|-------|-------|------|------|-----|-----|-----|------|------|
| | | | K | E | TA | Pct | Ass | Err | TA | Pct | SA | SE | TA | Pct | O | RE | Pct | | | Dig | BS | BA |
| 2 | Wilson, Jordan | 3 | 10 | 2 | 19 | .421 | 1 | 6 | .167 | 1 | 2 | 13 | .846 | 21 | 1 | .955 | 5 | | | | 11.0 | |
| 3 | Weske, Emilia | 3 | 6 | 3 | 12 | .250 | | | | | 7 | 1.000 | 3 | 1.000 | | | | 1 | | | 6.5 | |
| 4 | Verbiest, Megan | 1 | | | | .000 | | | | | 1 | 1.000 | 2 | 1 | .667 | | | | | | 0.0 | |
| 5 | Fields, Skylar | 3 | 11 | 5 | 34 | .176 | | | | | 4 | 1.000 | 5 | 3 | .625 | | | | | | 11.5 | |
| 8 | Williams, Kalyah | 3 | 3 | 1 | 6 | .333 | 2 | 3 | .667 | | 1 | 8 | .875 | 1 | 1.000 | 3 | | | | | 3.0 | |
| 10 | Miller, Lindsey | 3 | 3 | 1 | 12 | .167 | | | | | 1 | 1.000 | 1 | 1.000 | 1 | | | | | | 4.5 | |
| 14 | Barra, Kella | 3 | | | | .000 | 2 | 4 | .500 | | | | | | | | | | | | 0.0 | |
| 17 | Barry, Kelli | 1 | | | | .000 | | | | | 1 | 1.000 | 3 | 1.000 | | | | | | | 0.0 | |
| 18 | Trubnit, Gala | 3 | | | | .000 | 4 | 11 | .364 | | | | | | | | | | | | 0.0 | |
| 19 | Tuaniga, Mia | 3 | 2 | 5 | 400 | .25 | 65 | 385 | | 3 | 7 | .571 | | | | | | | | | 2.5 | |
| TEAM | | | 3 | 35 | 12 | .89 | 258 | 35 | .93 | 376 | 1 | 6 | .48 | .875 | 63 | 6 | .913 | 29 | 6 | 2 | 1 | 39.0 |
| Totals | | | 3 | 35 | 12 | .89 | 258 | 35 | .93 | 376 | 1 | 6 | .48 | .875 | 63 | 6 | .913 | 29 | 6 | 2 | 1 | 39.0 |

| Attack By Set | | | | | TOTAL TEAM BLOCKS | | | | | |
|---------------|----|---|----|------|-------------------|-----|---|---|---|---------------|
| Set | K | E | TA | Pct | Sidout | Pct | 1 | 2 | 3 | Team records: |
| 1 | 11 | 3 | 24 | .333 | 13-25 | 52% | | | | |
| 2 | 15 | 6 | 34 | .265 | 11-24 | 45% | | | | |
| 3 | 9 | 3 | 31 | .194 | 11-25 | 44% | | | | |

| # | Player | S | Attack | | | Set | | | Serve | | | Reception | | | Block | | | BHE | Pts | | | |
|--------|--------------------|---|--------|----|-------|------|-----|------|-------|-----|-------|-----------|-------|-------|-------|----|------|-----|-----|-----|------|------|
| | | | K | E | TA | Pct | Ass | Err | TA | Pct | SA | SE | TA | Pct | O | RE | Pct | | | Dig | BS | BA |
| 4 | Grome, Emma | 3 | 3 | 3 | 1.000 | .35 | 66 | .530 | 1 | 18 | 1.000 | 1 | 1.000 | 3 | 1 | | | | | | 4.5 | |
| 6 | Beavin, Eleanor | 3 | | | | .000 | 7 | 10 | .700 | | 2 | 8 | .750 | 12 | 1.000 | 12 | | | | | 0.0 | |
| 7 | Melby, Haley | 3 | 7 | 13 | 538 | | | | | | 3 | 1.000 | 3 | 1.000 | 1 | | | | | | 7.5 | |
| 8 | Rollins, Adanna | 3 | 8 | 3 | 19 | .263 | 1 | 4 | .250 | | 2 | 10 | .800 | 3 | 1.000 | 10 | 2 | | | | 9.0 | |
| 9 | Walker, Riah | 3 | | | | .000 | 2 | 2 | .000 | | 2 | 19 | 1.000 | 20 | 1.000 | 7 | | | | | 2.0 | |
| 10 | Rutherford, Reagan | 3 | 14 | 2 | 27 | .444 | 1 | 1 | 1.000 | 2 | 12 | 1.000 | | | | | | | | | 17.5 | |
| 11 | Goetzinger, Elise | 3 | 11 | 4 | 14 | .786 | | | | | | | | | | | | | | | 13.0 | |
| 15 | Tealer, Azhani | 3 | 7 | 1 | 13 | .462 | | | | | 1 | 7 | .857 | | | | | | | | 10.5 | |
| 19 | Whitworth, Audrey | 1 | | | | .000 | | | | | | | | | | | | | | | 0.0 | |
| TEAM | | | 3 | 50 | 6 | .89 | 494 | 44 | .85 | 518 | 6 | 5 | .74 | .932 | 41 | 1 | .976 | 37 | 1 | 14 | 1 | 64.0 |
| Totals | | | 3 | 50 | 6 | .89 | 494 | 44 | .85 | 518 | 6 | 5 | .74 | .932 | 41 | 1 | .976 | 37 | 1 | 14 | 1 | 64.0 |

| Attack By Set | | | | | TOTAL TEAM BLOCKS | | | | | |
|---------------|----|---|----|------|-------------------|-----|---|---|---|---------------|
| Set | K | E | TA | Pct | Sidout | Pct | 1 | 2 | 3 | Team records: |
| 1 | 16 | 3 | 28 | .464 | 13-17 | 76% | | | | |
| 2 | 18 | 1 | 32 | .331 | 12-17 | 70% | | | | |
| 3 | 16 | 2 | 29 | .483 | 11-14 | 78% | | | | |

Site: Omaha (D.J. Sokol Arena)
Date: 09/03/2022 Attend: 0 Time: 1:18
Referees: William Stanley, Brett Myres, Amber Nicholson, Ryan Stejskal
Tie Scores 4 7 4 Total 15
Lead changes 1 3 2 6

Game Notes: Bluejay Invitational USC ranked 25th; Kentucky ranked 16th.



Volleyball Box Score

2022-23 Women's Volleyball

Wisconsin vs Kentucky (09/09/2022 at Memorial Coliseum)

| # | Player | S | Attack | | | Set | | | Serve | | | Reception | | | Block | | | BHE | Pts | | | |
|--------|--------------------|---|--------|----|-----|------|------|-----|-------|------|----|-----------|------|------|-------|------|------|-----|-----|-----|------|------|
| | | | K | E | TA | Pct | Ass | Err | TA | Pct | SA | SE | TA | Pct | O | RE | Pct | | | Dig | BS | BA |
| 4 | Gregorski, Liz | 3 | | | | .000 | | | | | 1 | 1 | .750 | | | | | | | | 1.0 | |
| 6 | Hammill, MJ | 3 | | | | .000 | | | | | 9 | 29 | .310 | 1 | 2 | .500 | | | | | 7.0 | |
| 9 | Crawford, Caroline | 3 | 11 | 6 | 167 | | | | | | | | | | | | | | | | 4.5 | |
| 10 | Robinson, Devyn | 3 | 13 | 3 | 31 | .323 | | | | | | | | | | | | | | | 16.5 | |
| 11 | Ashburn, Izzy | 3 | | | | .000 | 1 | 1 | .000 | | 20 | 53 | .377 | | | | | | | | 1.0 | |
| 13 | Franklin, Sarah | 3 | 9 | 3 | 31 | .194 | | | | | | | | | | | | | | | 10.5 | |
| 14 | Smrek, Anna | 2 | 4 | 1 | 6 | .500 | | | | | | | | | | | | | | | 5.5 | |
| 15 | Demps, Jasee | 2 | | | | .000 | 1 | 1 | 1.000 | | | | | | | | | | | | 0.0 | |
| 18 | Hart, Danielle | 3 | 4 | 2 | 9 | .222 | | | | | | | | | | | | | | | 7.5 | |
| 21 | Guctekin, Gulce | 3 | | | | .000 | 5 | 9 | .556 | 3 | 2 | 17 | .882 | 19 | 1 | .950 | 11 | | | | 3.0 | |
| 22 | Orzol, Julia | 3 | 8 | 1 | 19 | .368 | 1 | 3 | .333 | 1 | 1 | 15 | .933 | 19 | 1 | .950 | 8 | 3 | | | 10.5 | |
| TEAM | | | 3 | 39 | 11 | 103 | .272 | 37 | .99 | .374 | 6 | 9 | .77 | .883 | 54 | 3 | .947 | 34 | 1 | 28 | 1 | 60.0 |
| Totals | | | 3 | 39 | 11 | 103 | .272 | 37 | .99 | .374 | 6 | 9 | .77 | .883 | 54 | 3 | .947 | 34 | 1 | 28 | 1 | 60.0 |

| Attack By Set | | | | | TOTAL TEAM BLOCKS | | | | | |
|---------------|----|---|----|------|-------------------|-----|---|---|---|---------------|
| Set | K | E | TA | Pct | Sidout | Pct | 1 | 2 | 3 | Team records: |
| 1 | 11 | 3 | 32 | .250 | 16-23 | 69% | | | | |
| 2 | 14 | 4 | 42 | .238 | 14-27 | 51% | | | | |
| 3 | 14 | 4 | 29 | .345 | 13-18 | 72% | | | | |

| # | Player | S | Attack | | | Set | | | Serve | | | Reception | | | Block | | | BHE | Pts | | | | |
|--------|--------------------|---|--------|----|----|------|------|-----|-------|-----|------|-----------|-------|------|-------|------|-----|------|-----|-----|------|----|------|
| | | | K | E | TA | Pct | Ass | Err | TA | Pct | SA | SE | TA | Pct | O | RE | Pct | | | Dig | BS | BA | BE |
| 4 | Grome, Emma | 3 | 2 | 1 | 4 | .250 | 35 | 1 | .667 | 407 | 1 | 5 | 11 | .545 | | | | | | | 4.0 | | |
| 6 | Beavin, Eleanor | 3 | | | | .000 | 3 | 10 | .300 | | 2 | 13 | .846 | 7 | 1 | .875 | 11 | | | | 0.0 | | |
| 7 | Melby, Haley | 3 | | | | .000 | 4 | 0 | .000 | | | | | | | | | | | | 0.0 | | |
| 8 | Rollins, Adanna | 3 | 9 | 6 | 29 | .103 | 1 | 3 | .333 | 1 | 14 | 1.000 | 13 | 1 | .929 | 10 | 1 | | | | 10.5 | | |
| 9 | Walker, Riah | 3 | | | | .000 | 1 | 2 | .500 | | 2 | 10 | .800 | 28 | 2 | .933 | 1 | | | | 0.0 | | |
| 10 | Rutherford, Reagan | 3 | 13 | 1 | 24 | .500 | | | | | 1 | 1 | 1.000 | 4 | 1 | .800 | 10 | 1 | | | 14.5 | | |
| 11 | Goetzinger, Elise | 3 | 5 | 2 | 10 | .300 | | | | | | | | | | | | | | | 6.0 | | |
| 13 | Lamb, Erin | 3 | 8 | 6 | 16 | .325 | | | | | | | | | | | | | | | 8.5 | | |
| 15 | Tealer, Azhani | 3 | 6 | 3 | 17 | .176 | | | | | | | | | | | | | | | 8.5 | | |
| 19 | Whitworth, Audrey | 2 | | | | .000 | | | | | | | | | | | | | | | 0.0 | | |
| TEAM | | | 3 | 43 | 19 | 104 | .231 | 40 | 2 | 104 | .385 | 3 | 11 | .68 | .838 | 62 | 6 | .912 | 42 | 3 | 6 | 1 | 52.0 |
| Totals | | | 3 | 43 | 19 | 104 | .231 | 40 | 2 | 104 | .385 | 3 | 11 | .68 | .838 | 62 | 6 | .912 | 42 | 3 | 6 | 1 | 52.0 |

| Attack By Set | | | | | TOTAL TEAM BLOCKS | | | | | |
|---------------|----|---|----|------|-------------------|-----|---|---|---|---------------|
| Set | K | E | TA | Pct | Sidout | Pct | 1 | 2 | 3 | Team records: |
| 1 | 15 | 6 | 32 | .281 | 16-25 | 64% | | | | |
| 2 | 21 | 8 | 44 | .295 | 13-27 | 48% | | | | |
| 3 | 7 | 5 | 28 | .071 | 13-25 | 52% | | | | |

Site: Lexington (Memorial Coliseum)
Date: 09/09/2022 Attend: 3093 Time: 1:55
Referees: Ronald Pelham, Brian Hemelgarn, Shane White, Barry Woosley
Tie Scores 5 12 6 Total 23
Lead changes 3 5 3 11



Volleyball Box Score 2022-23 Women's Volleyball

Indiana St. vs Kentucky (09/10/2022 at Memorial Coliseum)

| # | Player | S | Attack | | | Set | | | Serve | | | Reception | | | Block | | | BHE | Pts | | | |
|---|-----------------|---|--------|---|----|------|-----|-----|-------|-----|----|-----------|----|-----|-------|----|-----|-----|-----|-----|-----|-----|
| | | | K | E | TA | Pct | Ass | Err | TA | Pct | SA | SE | TA | Pct | O | RE | Pct | | | Dig | BS | BA |
| 1 | Tedrow, Melina | 3 | | | | .000 | 1 | 9 | .111 | | 8 | 1.000 | 20 | 2 | .909 | 15 | | | | | 0.0 | |
| 3 | Kaelin, Emma | 3 | | | | .000 | 12 | 41 | .293 | | 8 | 1.000 | | | | | | | | | | 0.0 |
| 4 | Shehon, Taylor | 3 | | | | .000 | 3 | 0 | .000 | | 7 | 1.000 | 10 | 1 | .909 | 2 | | | | | 0.0 | |
| 5 | Gilley, Cadence | 3 | | | | .000 | 1 | 1 | 1.000 | 1 | 8 | 1.000 | 12 | 1 | .923 | 6 | | | | | 1.0 | |
| 8 | Gall, Karinna | 3 | 2 | 3 | 22 | .045 | | | | | 1 | | | | | | | | | | | |

KENTUCKY[®]

VOLLEYBALL

ALL-TIME LEADERS

CAREER RECORDS

| Sets Played | | | Assists | | | Digs | | |
|--|-------|---------|-----------------------|-------|---------|---------------------|-------|---------|
| 1. Jane Belanger | 491 | 1990-93 | 1. Sarah Rumely | 5,703 | 2006-09 | 1. Jenni Casper | 2,037 | 2003-07 |
| 2. Stephanie Klefot | 489 | 2009-12 | 2. Laura Linder | 5,425 | 1987-90 | 2. Stephanie Klefot | 1,924 | 2009-12 |
| 3. Ann Hall | 487 | 1989-93 | 3. Madison Lilley | 4,962 | 2017-21 | 3. BriAnne Sauer | 1,634 | 2006-09 |
| 4. Lisa Bokovoy | 486 | 1985-88 | 4. Jane Belanger | 4,861 | 1990-93 | 4. Ashley Dusek | 1,574 | 2014-17 |
| Lauren Rapp | 486 | 2007-10 | 5. Morgan Bergren | 3,814 | 2012-15 | 5. Gabby Curry | 1,564 | 2017-21 |
| Sarah Rumely | 486 | 2006-09 | 6. Leigh Marcum | 3,683 | 2002-05 | 6. Jackie Napper | 1,516 | 2011-14 |
| 7. Jackie Napper | 478 | 2011-14 | 7. Christine Hartmann | 3,497 | 2009-12 | 7. Whitney Billings | 1,242 | 2010-13 |
| 8. Whitney Billings | 476 | 2010-13 | 8. Irene Smyth | 3,195 | 1983-86 | 8. Katie Eiserman | 1,194 | 1996-99 |
| 9. Queen Nzenwa | 464 | 2005-08 | 9. Whitney Sample | 2,880 | 1998-01 | 9. Ann Hall | 1,139 | 1989-93 |
| Becky Pavan | 464 | 2008-11 | 10. Ainsley Grimes | 2,824 | 1993-96 | 10. Sarah Spinner | 1,127 | 2001-04 |
| Kills | | | Service Aces | | | | | |
| 1. Leah Edmond | 1,978 | 2016-10 | 1. Sarah Rumely | 165 | 2006-09 | | | |
| 2. Molly Dresibach | 1,737 | 1992-95 | 2. Krista Robinson | 159 | 1991-93 | | | |
| 3. Lisa Bokovoy | 1,657 | 1985-88 | 3. Irene Smyth | 153 | 1983-86 | | | |
| 4. Sarah Spinner | 1,565 | 2001-04 | 4. Lisa Bokovoy | 147 | 1985-88 | | | |
| 5. Whitney Billings | 1,393 | 2010-13 | 5. Sarah Spinner | 145 | 2001-04 | | | |
| 6. Krista Robinson | 1,389 | 1991-93 | 6. Laura Linder | 135 | 1987-90 | | | |
| 7. Kristen Batt | 1,387 | 1999-02 | 7. Lori Erpenbeck | 129 | 1981-84 | | | |
| 8. Alli Stumler | 1,386 | 2018-21 | Lauren Rapp | 129 | 2007-10 | | | |
| 9. Katie Eiserman | 1,358 | 1996-99 | 9. Jane Belanger | 126 | 1990-93 | | | |
| 10. Lauren Rapp | 1,280 | 2007-10 | 10. Jill Ackerman | 114 | 1983-86 | | | |
| Attack Attempts | | | Block Solos | | | | | |
| 1. Leah Edmond | 4,655 | 2016-19 | 1. Lisa Bokovoy | 210 | 1985-88 | | | |
| 2. Molly Dresibach | 4,296 | 1992-95 | 2. Marsha Bond | 148 | 1980-83 | | | |
| 3. Sarah Spinner | 4,172 | 2001-04 | 3. Karolyn Kirby | 111 | 1983 | | | |
| 4. Kristen Batt | 3,907 | 1999-02 | 4. Lori Erpenbeck | 99 | 1981-84 | | | |
| Alli Stumler | 3,907 | 2018-21 | 5. Eunice Thomas | 85 | 1990-93 | | | |
| 6. Katie Eiserman | 3,876 | 1996-99 | 6. Jill Ackerman | 80 | 1983-86 | | | |
| 7. Lisa Bokovoy | 3,729 | 1985-88 | 7. Lisa Dausman | 76 | 1983-87 | | | |
| 8. Whitney Billings | 3,504 | 2010-13 | 8. Anglea Salvatore | 74 | 1989-92 | | | |
| 9. Krista Robinson | 3,475 | 1991-93 | 9. Cathy DeBuono | 71 | 1988-91 | | | |
| 10. Lauren O'Conner | 3,276 | 2011-14 | 10. Jaclyn Homan | 68 | 1996-99 | | | |
| Attack Percentage (min. 1000 attempts) | | | Block Assists | | | | | |
| 1. Marsha Bond | .380 | 1980-83 | 1. Queen Nzenwa | 557 | 2005-08 | | | |
| 2. Kaz Brown | .357 | 2014-17 | 2. Kaz Brown | 509 | 2014-17 | | | |
| 3. Alexandra Morgan | .355 | 2010-13 | 3. Lauren Rapp | 423 | 2007-10 | | | |
| 4. Eunice Thomas | .342 | 1990-93 | 4. Becky Pavan | 403 | 2008-11 | | | |
| 5. Emily Franklin | .341 | 2014-17 | 5. Lisa Bokovoy | 400 | 1985-88 | | | |
| 6. Queen Nzenwa | .335 | 2005-08 | 6. Emily Franklin | 357 | 2014-17 | | | |
| 7. Lisa Bokovoy | .329 | 1985-88 | 7. Eunice Thomas | 355 | 1990-93 | | | |
| 8. Karolyn Kirby | .311 | 1983 | 8. Jaclyn Homan | 353 | 1996-99 | | | |
| 9. Lori Erpenbeck | .305 | 1981-84 | 9. Jenny Muzzey | 347 | 1995-98 | | | |
| 10. Brooke Morgan | .303 | 2015-18 | 10. Mara Eglitis | 344 | 1992-95 | | | |

KENTUCKY®

VOLLEYBALL

ALL-TIME LEADERS

INDIVIDUAL SEASON

| Sets Played | | |
|---------------------|------|-----|
| 1. Irene Smyth | 1985 | 140 |
| 2. Machelie Elliott | 1985 | 138 |
| 3. Lisa Bokovoy | 1985 | 137 |
| Mara Eglitis | 1994 | 137 |
| 5. Jill Ackerman | 1985 | 135 |
| 6. Jody Hopkinson | 1985 | 133 |
| Jane Belanger | 1991 | 133 |
| 8. Sandra Lunney | 1985 | 132 |
| 9. Ann Hall | 1991 | 130 |
| Eunice Thomas | 1991 | 130 |
| Molly Dreisbach | 1994 | 130 |

| Kills | | |
|--------------------|------|-----|
| 1. Marsha Bond | 1983 | 874 |
| 2. Molly Dreisbach | 1994 | 653 |
| 3. Karolyn Kirby | 1983 | 618 |
| 4. Leah Edmond | 2017 | 539 |
| 5. Sarah Mendoza | 2009 | 519 |
| 6. LaTanya Webb | 1997 | 516 |
| 7. Lisa Bokovoy | 1988 | 502 |
| 8. Leah Edmond | 2018 | 498 |
| 9. Lori Erpenbeck | 1984 | 493 |
| 10. Leah Edmond | 2019 | 491 |

| Attack Attempts | | |
|--------------------|------|-------|
| 1. Marsha Bond | 1983 | 1,666 |
| 2. Molly Dreisbach | 1994 | 1,623 |
| 3. Sarah Mendoza | 2009 | 1,434 |
| 4. Mara Eglitis | 1994 | 1,302 |
| 5. Gina Heustis | 1996 | 1,279 |
| 6. Karolyn Kirby | 1983 | 1,270 |
| 7. Leah Edmond | 2017 | 1,239 |
| 8. Krista Robinson | 1992 | 1,233 |
| 9. LaTanya Webb | 1997 | 1,210 |
| 10. Kim Thompson | 1988 | 1,191 |

| Attack Percentage (Min. 500 attempts) | | |
|--|------|------|
| 1. Azhani Tealer | 2021 | .433 |
| 2. Emily Franklin | 2017 | .416 |
| 3. Kaz Brown | 2017 | .408 |
| 4. Lisa Bokovoy | 1987 | .389 |
| 5. Eunice Thomas | 1991 | .384 |
| 6. Marsha Bond | 1983 | .380 |
| 7. Queen Nzenwa | 2007 | .371 |
| 8. Kaz Brown | 2016 | .362 |
| 9. Lisa Bokovoy | 1988 | .358 |
| 10. Amy Kaplan | 2005 | .352 |

| Assists | | |
|--------------------|------|-------|
| 1. Jane Belanger | 1991 | 1,664 |
| 2. Jane Belanger | 1993 | 1,590 |
| 3. Leigh Marcum | 2003 | 1,561 |
| 4. Jane Belanger | 1992 | 1,541 |
| 5. Sarah Rumely | 2007 | 1,516 |
| 6. Laura Linder | 1990 | 1,513 |
| 7. Sarah Rumely | 2006 | 1,488 |
| 8. Sarah Rumely | 2009 | 1,484 |
| 9. Laura Linder | 1988 | 1,477 |
| 10. Madison Lilley | 2017 | 1,445 |

| Service Aces | | |
|---------------------|------|----|
| 1. Lori Erpenbeck | 1984 | 70 |
| 2. Krista Robinson | 1991 | 67 |
| 3. Karolyn Kirby | 1983 | 64 |
| 4. Kim Martinsen | 1984 | 59 |
| 5. Irene Smyth | 1985 | 56 |
| Lori Erpenbeck | 1983 | 56 |
| 7. Sarah Rumely | 2006 | 54 |
| 8. Machelie Elliott | 1984 | 47 |
| Irene Smyth | 1986 | 47 |
| Krista Robinson | 1992 | 47 |

| Block Solos | | |
|-------------------|------|-----|
| 1. Marsha Bond | 1983 | 148 |
| 2. Karolyn Kirby | 1983 | 111 |
| 3. Lisa Bokovoy | 1985 | 80 |
| 4. Lori Erpenbeck | 1983 | 74 |
| 5. Lisa Bokovoy | 1988 | 47 |
| 6. Jill Ackerman | 1985 | 46 |
| 7. Lisa Bokovoy | 1987 | 44 |
| 8. Lisa Bokovoy | 1986 | 41 |
| 9. Jill Ackerman | 1986 | 34 |
| Tanya Diamond | 1983 | 34 |

| Block Assists | | |
|-----------------------|------|-----|
| 1. Queen Nzenwa | 2007 | 174 |
| 2. Kaz Brown | 2015 | 160 |
| 3. Queen Nzenwa | 2006 | 137 |
| 4. Kaz Brown | 2016 | 136 |
| 5. Mara Eglitis | 1994 | 132 |
| 6. Jill Ackerman | 1986 | 131 |
| 7. Nicole Britenriker | 2007 | 130 |
| Lauren Rapp | 2007 | 130 |
| 9. Lisa Bokovoy | 1988 | 129 |
| Jenny Muzzey | 1996 | 129 |
| Mara Eglitis | 1993 | 129 |

| Digs | | |
|---------------------|------|-----|
| 1. Stephanie Klefot | 2011 | 608 |
| 2. BriAnne Sauer | 2009 | 580 |
| 3. Ashley Dusek | 2015 | 566 |
| 4. Jenni Casper | 2006 | 563 |
| 5. Jackie Napper | 2014 | 537 |
| 6. Tanya Diamond | 1983 | 525 |
| 7. Jenni Casper | 2005 | 523 |
| 8. Stephanie Klefot | 2010 | 517 |
| 9. Gabby Curry | 2019 | 511 |
| 10. Ashley Dusek | 2016 | 507 |

KENTUCKY®

VOLLEYBALL

ALL-TIME LEADERS 25-POINT RALLY SCORING ERA

SINGLE SEASON

| Sets Played | | |
|---------------------|-----|------|
| 1. Whitney Billings | 126 | 2011 |
| Ashley Frazier | 126 | 2011 |
| Gretchen Giesler | 126 | 2009 |
| Stephanie Klefot | 126 | 2011 |
| Sarah Mendoza | 126 | 2009 |
| Jackie Napper | 126 | 2011 |
| Becky Pavan | 126 | 2009 |
| BriAnne Sauer | 126 | 2009 |
| 9. Jessi Greenberg | 125 | 2011 |
| Lauren Rapp | 125 | 2009 |
| Sarah Rumely | 125 | 2009 |

| Kills | | |
|---------------------|-----|------|
| 1. Leah Edmond | 539 | 2017 |
| 2. Sarah Mendoza | 519 | 2009 |
| 3. Leah Edmond | 498 | 2018 |
| 4. Leah Edmond | 491 | 2019 |
| 5. Leah Edmond | 450 | 2016 |
| 6. Whitney Billings | 406 | 2013 |
| Ashley Frazier | 406 | 2011 |
| 8. Sarah Mendoza | 385 | 2008 |
| 9. Alli Stumler | 382 | 2021 |
| 10. Lauren O'Conner | 379 | 2014 |

| Attack Attempts | | |
|--------------------|------|------|
| 1. Sarah Mendoza | 1434 | 2009 |
| 2. Leah Edmond | 1239 | 2017 |
| 3. Alli Stumler | 1186 | 2019 |
| 4. Leah Edmond | 1176 | 2018 |
| 5. Sarah Mendoza | 1120 | 2008 |
| 6. Leah Edmond | 1108 | 2016 |
| 7. Leah Edmond | 1132 | 2019 |
| 8. Alli Stumler | 1095 | 2021 |
| 9. Darian Mack | 1022 | 2015 |
| 10. Anni Thomasson | 1010 | 2014 |

| Attack Percentage (Min. 500 Attempts) | | |
|--|------|---------|
| 1. Azhani Tealer | .430 | 2021 |
| 2. Emily Franklin | .416 | 2017 |
| 3. Kaz Brown | .408 | 2017 |
| 4. Kaz Brown | .362 | 2016 |
| 5. Avery Skinner | .350 | 2020-21 |
| 6. Alexandra Morgan | .347 | 2012 |
| 7. Alli Stumler | .345 | 2020-21 |
| 8. Queen Nzenwa | .343 | 2008 |
| 9. Lauren Rapp | .336 | 2009 |
| 10. Gretchen Giesler | .330 | 2009 |

| Assists | | | |
|-----------------------|------|------|--|
| 1. Sarah Rumely | 1484 | 2009 | |
| 2. Madison Lilley | 1445 | 2017 | |
| 3. Morgan Bergren | 1291 | 2014 | |
| 4. Christine Hartmann | 1273 | 2011 | |
| 5. Madison Lilley | 1258 | 2019 | |
| 6. Madison Lilley | 1232 | 2018 | |
| 7. Emma Grome | 1218 | 2021 | |
| 8. Morgan Bergren | 1215 | 2013 | |
| Sarah Rumely | 1215 | 2008 | |
| 10. Olivia Dailey | 1202 | 2016 | |
| Christine Hartmann | 1202 | 2012 | |

| Aces | | | |
|---------------------|----|---------|--|
| 1. Sarah Rumely | 46 | 2008 | |
| 2. Ashley Frazier | 41 | 2011 | |
| 3. Leah Edmond | 40 | 2017 | |
| 4. Whitney Billings | 35 | 2012 | |
| 5. Lauren Rapp | 34 | 2008 | |
| Lauren O'Conner | 34 | 2014 | |
| Alli Stumler | 34 | 2019 | |
| 7. Madison Lilley | 33 | 2018 | |
| 8. Alli Stumler | 31 | 2018 | |
| 9. Stephanie Klefot | 30 | 2011 | |
| Anni Thomasson | 30 | 2015 | |
| Anni Thomasson | 30 | 2014 | |
| Madison Lilley | 30 | 2019 | |
| Madison Lilley | 30 | 2020-21 | |

| Block Solos | | | |
|---------------------|----|------|--|
| 1. Gretchen Giesler | 22 | 2009 | |
| 2. Kaz Brown | 21 | 2017 | |
| 3. Kaz Brown | 20 | 2015 | |
| 4. Ashley Frazier | 19 | 2012 | |
| Lauren Rapp | 19 | 2010 | |
| 6. Ashley Frazier | 17 | 2011 | |
| Alexandra Morgan | 17 | 2013 | |
| Lauren O'Conner | 17 | 2012 | |
| 9. Whitney Billings | 16 | 2010 | |
| Becky Pavan | 16 | 2010 | |
| Becky Pavan | 16 | 2008 | |

| Block Assists | | | |
|---------------------|-----|------|--|
| 1. Kaz Brown | 160 | 2015 | |
| 2. Kaz Brown | 136 | 2016 | |
| 3. Leah Meyer | 128 | 2019 | |
| 4. Kaz Brown | 125 | 2017 | |
| Alexandra Morgan | 125 | 2012 | |
| 6. Becky Pavan | 124 | 2008 | |
| 7. Queen Nzenwa | 120 | 2008 | |
| 9. Gretchen Giesler | 118 | 2009 | |
| Alexandra Morgan | 118 | 2013 | |
| 11. Becky Pavan | 113 | 2011 | |

| Total Blocks | | | |
|---------------------|-----|------|--|
| 1. Kaz Brown | 180 | 2015 | |
| 2. Kaz Brown | 151 | 2016 | |
| 3. Kaz Brown | 146 | 2017 | |
| 4. Gretchen Giesler | 140 | 2009 | |
| Becky Pavan | 140 | 2008 | |
| 6. Leah Meyer | 139 | 2019 | |
| 7. Alexandra Morgan | 135 | 2013 | |
| 8. Alexandra Morgan | 132 | 2012 | |
| Queen Nzenwa | 132 | 2008 | |
| 10. Lauren Rapp | 125 | 2010 | |

| Digs | | | |
|---------------------|-----|------|--|
| 1. Stephanie Klefot | 608 | 2011 | |
| 2. BriAnne Sauer | 580 | 2009 | |
| 3. Ashley Dusek | 566 | 2015 | |
| 4. Jackie Napper | 537 | 2014 | |
| 5. Stephanie Klefot | 517 | 2010 | |
| 6. Gabby Curry | 511 | 2019 | |
| 7. Ashley Dusek | 507 | 2016 | |
| 8. BriAnne Sauer | 497 | 2008 | |
| 9. Stephanie Klefot | 481 | 2012 | |
| 10. Gabby Curry | 475 | 2018 | |

| Points | | | |
|---------------------|-------|------|--|
| 1. Leah Edmond | 614.5 | 2017 | |
| 2. Sarah Mendoza | 581 | 2009 | |
| 3. Leah Edmond | 546 | 2018 | |
| 4. Leah Edmond | 541.5 | 2019 | |
| 5. Leah Edmond | 503 | 2016 | |
| 6. Ashley Frazier | 487 | 2011 | |
| 7. Whitney Billings | 477.5 | 2013 | |
| 8. Whitney Billings | 452 | 2012 | |
| 9. Lauren O'Conner | 448.5 | 2014 | |
| 10. Sarah Mendoza | 443 | 2008 | |

BOLD - Active Player

KENTUCKY®

VOLLEYBALL

ALL-TIME LEADERS 25-POINT RALLY SCORING ERA

CAREER RECORDS

Sets Played

| | | |
|---------------------|-----|---------|
| 1. Stephanie Klefot | 489 | 2009-12 |
| 2. Jackie Napper | 478 | 2011-14 |
| 3. Whitney Billings | 476 | 2010-13 |
| 4. Becky Pavan | 465 | 2008-11 |
| 5. Lauren O'Conner | 462 | 2011-14 |
| 6. Leah Edmond | 445 | 2016-19 |
| 7. Kaz Brown | 427 | 2014-17 |
| 8. Ashley Dusek | 424 | 2014-17 |
| 9. Anni Thomasson | 423 | 2013-16 |
| 10. McKenzie Watson | 410 | 2015-18 |
| 10. Alli Stumler | 410 | 2018-21 |

Kills

| | | |
|---------------------|-------|---------|
| 1. Leah Edmond | 1,978 | 2016-19 |
| 2. Whitney Billings | 1,393 | 2010-13 |
| 3. Alli Stumler | 1,386 | 2018-21 |
| 4. Lauren O'Conner | 1,204 | 2011-14 |
| 5. Kaz Brown | 1,015 | 2014-17 |
| 6. Becky Pavan | 988 | 2008-11 |
| 7. Lauren Rapp | 984 | 2008-10 |
| 8. Anni Thomasson | 908 | 2013-16 |
| 9. Sarah Mendoza | 904 | 2008-09 |
| 10. Darian Mack | 802 | 2014-17 |

Attack Attempts

| | | |
|---------------------|------|---------|
| 1. Leah Edmond | 4655 | 2016-19 |
| 2. Alli Stumler | 3907 | 2018-21 |
| 3. Whitney Billings | 3504 | 2010-13 |
| 4. Lauren O'Conner | 3276 | 2011-14 |
| 5. Anni Thomasson | 2862 | 2013-16 |
| 6. Sarah Mendoza | 2554 | 2008-09 |
| 7. Lauren Rapp | 2353 | 2008-10 |
| 8. Becky Pavan | 2314 | 2008-11 |
| 9. Darian Mack | 2134 | 2014-17 |
| 10. Kaz Brown | 2088 | 2014-17 |

Attack Percentage

(Min. 500 Attempts)

| | | |
|-----------------------|------|---------|
| 1. Kaz Brown | .357 | 2014-17 |
| 2. Alexandra Morgan | .355 | 2010-13 |
| 3. Queen Nzenwa | .343 | 2008 |
| 4. Emily Franklin | .341 | 2014-17 |
| 5. Morgan Bergren | .336 | 2012-15 |
| 6. Christine Hartmann | .321 | 2009-12 |
| 7. Lauren Rapp | .309 | 2008-10 |
| 8. Brooke Morgan | .303 | 2015-18 |
| 9. Leah Edmond | .292 | 2016-19 |
| 10. Sara Schwarzwald | .289 | 2012-15 |

Assists

| | | |
|-------------------------|------|------------|
| 1. Madison Lilley | 4962 | 2017-21 |
| 2. Morgan Bergren | 3814 | 2012-15 |
| 3. Christine Hartmann | 3497 | 2009-12 |
| 4. Sarah Rumely | 2669 | 2008-09 |
| 5. Emma Grome | 1496 | 2021-Pres. |
| 6. Olivia Dailey | 1236 | 2015-17 |
| 7. Gabby Curry | 370 | 2017-21 |
| 8. Elizabeth Koberstein | 352 | 2010-11 |
| 9. Jackie Napper | 285 | 2011-13 |
| 10. Ashley Dusek | 264 | 2014-17 |

Aces

| | | |
|---------------------|-----|------------|
| 1. Madison Lilley | 117 | 2017-Pres. |
| 2. Alli Stumler | 111 | 2018-Pres. |
| 3. Anni Thomasson | 103 | 2013-16 |
| 4. Whitney Billings | 98 | 2010-13 |
| 5. Leah Edmond | 95 | 2016-19 |
| 6. Stephanie Klefot | 94 | 2009-12 |
| 7. Lauren O'Conner | 91 | 2011-14 |
| 8. Gabby Curry | 87 | 2017-21 |
| 9. Morgan Bergren | 73 | 2012-15 |
| 10. Sarah Rumely | 72 | 2008-09 |

Block Solos

| | | |
|---------------------|----|---------|
| 1. Kaz Brown | 66 | 2014-17 |
| 2. Becky Pavan | 55 | 2008-11 |
| 3. Lauren O'Conner | 41 | 2011-14 |
| Lauren Rapp | 41 | 2008-10 |
| 5. Whitney Billings | 40 | 2010-13 |
| 6. Gretchen Giesler | 37 | 2008-11 |
| 7. Ashley Frazier | 36 | 2011-12 |
| 8. Emily Franklin | 35 | 2014-17 |
| Leah Edmond | 35 | 2016-19 |
| Christine Hartmann | 33 | 2009-12 |
| 11. Morgan Bergren | 26 | 2012-15 |
| Alexandra Morgan | 26 | 2010-13 |

Block Assists

| | | |
|----------------------|-----|---------|
| 1. Kaz Brown | 509 | 2014-17 |
| 2. Becky Pavan | 403 | 2008-11 |
| 3. Emily Franklin | 357 | 2014-17 |
| 4. Lauren Rapp | 293 | 2008-10 |
| 5. Whitney Billings | 281 | 2010-13 |
| 6. Alexandra Morgan | 277 | 2010-13 |
| 7. Brooke Morgan | 273 | 2015-18 |
| 8. Sara Schwarzwald | 266 | 2012-15 |
| 9. Morgan Bergren | 255 | 2012-15 |
| 10. Gretchen Giesler | 233 | 2008-11 |

Total Blocks

| | | |
|----------------------|-----|---------|
| 1. Kaz Brown | 575 | 2014-17 |
| 2. Becky Pavan | 458 | 2008-11 |
| 3. Emily Franklin | 392 | 2014-17 |
| 4. Lauren Rapp | 334 | 2008-10 |
| 5. Whitney Billings | 321 | 2010-13 |
| 6. Alexandra Morgan | 303 | 2010-13 |
| 7. Brooke Morgan | 288 | 2015-18 |
| 8. Sara Schwarzwald | 287 | 2012-15 |
| 9. Morgan Bergren | 281 | 2012-15 |
| 10. Gretchen Giesler | 270 | 2008-11 |

Digs

| | | |
|---------------------|------|---------|
| 1. Stephanie Klefot | 1924 | 2009-12 |
| 2. Ashley Dusek | 1574 | 2014-17 |
| 3. Gabby Curry | 1564 | 2017-21 |
| 4. Jackie Napper | 1516 | 2011-14 |
| 5. Whitney Billings | 1242 | 2010-13 |
| 6. BriAnne Sauer | 1077 | 2008-09 |
| 7. Anni Thomasson | 1066 | 2013-16 |
| 8. Madison Lilley | 979 | 2017-21 |
| 9. Alli Stumler | 954 | 2018-22 |
| 10. McKenzie Watson | 749 | 2015-18 |

Points

| | | |
|---------------------|--------|---------|
| 1. Leah Edmond | 2205.0 | 2016-19 |
| 2. Whitney Billings | 1671.5 | 2010-13 |
| 3. Alli Stumler | 1587.0 | 2018-21 |
| 4. Lauren O'Conner | 1439.5 | 2011-14 |
| 5. Kaz Brown | 1335.5 | 2014-17 |
| 6. Becky Pavan | 1295.5 | 2008-11 |
| 7. Lauren Rapp | 1239.5 | 2008-10 |
| 8. Anni Thomasson | 1080.0 | 2013-16 |
| 9. Sarah Mendoza | 1024.0 | 2008-09 |
| 10. Emily Franklin | 981.5 | 2014-17 |

KENTUCKY®

VOLLEYBALL

ALL-TIME LEADERS 25-POINT RALLY SCORING ERA

CAREER MATCHES

Players with 10+ Kills in a match

| | | |
|------------------------------|-----------|-------------------|
| 1. Leah Edmond | 114 | 2016-19 |
| 2. Alli Stumler | 87 | 2018-21 |
| 3. Whitney Billings | 74 | 2010-13 |
| 4. Lauren O'Conner | 58 | 2011-14 |
| 5. Sarah Mendoza | 56 | 2008-09 |
| 6. Lauren Rapp | 55 | 2008-10 |
| 7. Avery Skinner | 48 | 2017-20 |
| 8. Anni Thomasson | 46 | 2013-16 |
| 9. Ashley Frazier | 42 | 2011-12 |
| 10. Kaz Brown | 40 | 2014-17 |
| 11. Becky Pavan | 38 | 2008-11 |
| 12. Darian Mack | 35 | 2014-17 |
| 13. Madi Skinner | 35 | 2020-21 |
| 13. Blaire Hiler | 27 | 2008-10 |
| 15. Brooke Morgan | 23 | 2015-18 |
| 16. Shelby Workman | 21 | 2012-14 |
| 17. Ann Armes | 20 | 2008-11 |
| Azhani Tealer | 20 | 2019-Pres. |
| 19. Alexandra Morgan | 18 | 2010-13 |
| 20. Emily Franklin | 16 | 2014-17 |
| Gretchen Giesler | 16 | 2008-11 |
| 21. Reagan Rutherford | 11 | 2020-Pres. |
| 22. Queen Nzenwa | 9 | 2008 |
| 24. Sara Schwarzwaldner | 8 | 2012-15 |
| 25. Caityln Cooper | 7 | 2018-Pres. |
| Leah Meyer | 7 | 2019 |
| 27. Adanna Rollins | 3 | 2022-Pres. |
| Sharay Barnes | 3 | 2014-16 |
| Kendyl Paris | 3 | 2017-20 |
| 30. Morgan Bergern | 2 | 2012-15 |
| Erin Lamb | 2 | 2021-Pres. |
| Elise Goetzinger | 2 | 2020-Pres. |
| 33. Anna Nyberg | 1 | 2015-18 |
| Kayla Tronick | 1 | 2012-14 |

Players with 15+ Kills in a match

| | | |
|------------------------------|----------|-------------------|
| 1. Leah Edmond | 69 | 2016-18 |
| 2. Alli Stumler | 30 | 2018-21 |
| 3. Whitney Billings | 26 | 2010-13 |
| 4. Sarah Mendoza | 24 | 2008-09 |
| 5. Ashley Frazier | 18 | 2011-12 |
| 6. Lauren O'Conner | 16 | 2011-14 |
| Avery Skinner | 16 | 2017-20 |
| 8. Lauren Rapp | 15 | 2008-10 |
| 9. Madi Skinner | 13 | 2020-21 |
| 10. Darian Mack | 10 | 2014-17 |
| 11. Anni Thomasson | 9 | 2013-16 |
| 12. Becky Pavan | 7 | 2008-11 |
| 13. Shelby Workman | 6 | 2012-14 |
| Kaz Brown | 5 | 2014-17 |
| 16. Blaire Hiler | 4 | 2008-10 |
| Azhani Tealer | 3 | 2019-Pres. |
| 18. Reagan Rutherford | 2 | 2020-Pres. |
| Adanna Rollins | 2 | 2022-Pres. |
| Ann Armes | 2 | 2008-11 |

| | | |
|-------------------|----------|-------------------|
| Gretchen Giesler | 2 | 2008-11 |
| Alexandra Morgan | 2 | 2010-13 |
| Brooke Morgan | 2 | 2015-18 |
| 24. Sharay Barnes | 1 | 2014-16 |
| Queen Nzenwa | 1 | 2008 |
| Leah Meyer | 1 | 2019 |
| Erin Lamb | 1 | 2021-Pres. |

Players with 20+ Kills in a match

| | | |
|--------------------------|----------|-------------------|
| 1. Leah Edmond | 29 | 2016-19 |
| 2. Sarah Mendoza | 7 | 2008-09 |
| 3. Alli Stumler | 5 | 2018-21 |
| 4. Whitney Billings | 4 | 2010-13 |
| 5. Ashley Frazier | 3 | 2011-12 |
| 6. Lauren O'Conner | 2 | 2011-14 |
| Lauren Rapp | 2 | 2008-10 |
| Avery Skinner | 2 | 2017-20 |
| Madi Skinner | 2 | 2020-21 |
| 9. Kaz Brown | 1 | 2014-17 |
| Darian Mack | 1 | 2014-17 |
| Anni Thomasson | 1 | 2013-16 |
| Shelby Workman | 1 | 2012-14 |
| Reagan Rutherford | 1 | 2020-Pres. |
| Adanna Rollins | 1 | 2022-Pres. |

Players with 25+ Kills in a match

| | | |
|--------------------------|----------|-------------------|
| 1. Leah Edmond | 7 | 2016-19 |
| 2. Whitney Billings | 2 | 2010-13 |
| Alli Stumler | 2 | 2018-21 |
| 4. Sarah Mendoza | 1 | 2008-09 |
| Anni Thomasson | 1 | 2013-16 |
| Adanna Rollins | 1 | 2022-Pres. |
| Reagan Rutherford | 1 | 2020-Pres. |

Players with 30+ Kills in a match

| | | |
|-------------------|---|---------|
| 1. Anni Thomasson | 1 | 2013-16 |
| Leah Edmond | 1 | 2016-19 |

Players with 10+ Digs in a match

| | | |
|------------------------|-----------|-------------------|
| 1. Stephanie Klefot | 98 | 2009-12 |
| 2. Gabby Curry | 65 | 2017-20 |
| 3. Ashley Dusek | 82 | 2014-17 |
| 3. Jackie Napper | 73 | 2011-14 |
| 5. Whitney Billings | 61 | 2010-13 |
| 6. BriAnne Sauer | 58 | 2008-09 |
| 7. Anni Thomasson | 51 | 2013-16 |
| 8. Madison Lilley | 41 | 2017-19 |
| 9. Alli Stumler | 38 | 2018-21 |
| 10. Leah Edmond | 33 | 2016-19 |
| 11. Sarah Mendoza | 29 | 2008-09 |
| Eleanor Beavin | 29 | 2021-Pres. |
| 13. Christine Hartmann | 22 | 2009-12 |
| 14. McKenzie Watson | 19 | 2015-17 |
| 15. Sarah Rumely | 18 | 2008-09 |
| 16. Lauren Tharp | 17 | 2018-21 |
| 16. Morgan Bergern | 14 | 2012-15 |
| 18. Lauren Rapp | 13 | 2008-11 |

| | | |
|------------------------------|----------|-------------------|
| 19. Jessi Greenberg | 10 | 2010-13 |
| Laura Stokowski | 10 | 2008-09 |
| 20. Emma Grome | 9 | 2021-Pres. |
| 21. Darian Mack | 8 | 2014-17 |
| Riah Walker | 8 | 2020-Pres. |
| 24. Shelby Workman | 7 | 2012-14 |
| 25. Olivia Dailey | 6 | 2015-17 |
| 26. Madi Skinner | 5 | 2020-21 |
| 27. Reagan Rutherford | 4 | 2020-Pres. |
| Ann Armes | 4 | 2008-11 |
| Kelsey Wolf | 4 | 2013-14 |
| 30. Adanna Rollins | 3 | 2022-Pres. |
| 29. Avery Skinner | 2 | 2017-20 |
| Blaire Hiler | 2 | 2008-10 |
| Merideth Jewell | 2 | 2017-18 |
| 34. Elizabeth Koberstein | 1 | 2010-11 |
| Lauren O'Conner | 1 | 2010-14 |

Players with 15+ Digs in a match

| | | |
|--------------------------|-----------|-------------------|
| 1. Stephanie Klefot | 67 | 2009-12 |
| 2. Ashley Dusek | 53 | 2014-17 |
| 3. Jackie Napper | 40 | 2011-14 |
| 3. Gabby Curry | 46 | 2017-20 |
| 5. BriAnne Sauer | 37 | 2008-09 |
| 6. Whitney Billings | 19 | 2010-13 |
| 7. Eleanor Beavin | 14 | 2021-Pres. |
| 8. Anni Thomasson | 11 | 2013-16 |
| 9. Sarah Mendoza | 9 | 2008-09 |
| 10. Madison Lilley | 8 | 2017-20 |
| Alli Stumler | 8 | 2018-21 |
| 12. Sarah Rumely | 4 | 2008-09 |
| 13. Christine Hartmann | 3 | 2009-12 |
| 14. Emma Grome | 2 | 2020-Pres. |
| Leah Edmond | 2 | 2016-19 |
| Lauren Rapp | 2 | 2008-11 |
| Laura Stokowski | 2 | 2008-09 |
| McKenzie Watson | 2 | 2015-18 |
| 18. Olivia Dailey | 1 | 2015-17 |
| Darian Mack | 1 | 2014-17 |
| Lauren Tharp | 1 | 2018-21 |
| Riah Walker | 1 | 2020-Pres. |
| Madi Skinner | 1 | 2020-21 |

Players with 20+ Digs in a match

| | | |
|-----------------------|-----------|-------------------|
| 1. Stephanie Klefot | 28 | 2009-12 |
| 2. Ashley Dusek | 22 | 2014-17 |
| 3. BriAnne Sauer | 21 | 2008-09 |
| 4. Gabby Curry | 18 | 2017-20 |
| 5. Jackie Napper | 17 | 2011-14 |
| 6. Sarah Mendoza | 2 | 2008-09 |
| Anni Thomasson | 2 | 2013-16 |
| Eleanor Beavin | 2 | 2021-Pres. |
| Emma Grome | 2 | 2021-Pres. |
| 10. Alli Stumler | 1 | 2018-21 |
| Whitney Billings | 1 | 2010-13 |
| Sarah Rumely | 1 | 2008-09 |
| McKenzie Watson | 1 | 2015-18 |

KENTUCKY®

VOLLEYBALL

ALL-TIME LEADERS 25-POINT RALLY SCORING ERA

Players with 25+ Digs in a match

| | | |
|---------------------|----------|----------------|
| 1. Ashley Dusek | 11 | 2014-17 |
| 2. Stephanie Klefot | 9 | 2009-12 |
| 3. BriAnne Sauer | 5 | 2008-09 |
| Gabby Curry | 5 | 2017-20 |
| 5. Jackie Napper | 3 | 2011-14 |

Players with 30+ Digs in a match

| | | |
|--------------------|----------|----------------|
| 1. Ashley Dusek | 5 | 2014-17 |
| 2. BriAnne Sauer | 1 | 2008-09 |
| Gabby Curry | 1 | 2017-20 |

Players with 35+ Digs in a match

| | | |
|-----------------|---|---------|
| 1. Ashley Dusek | 1 | 2014-17 |
|-----------------|---|---------|

Players with 40+ Digs in a match

| | | |
|-----------------|---|---------|
| 1. Ashley Dusek | 1 | 2014-17 |
|-----------------|---|---------|

Players with 40+ Assists in a match

| | | |
|-------------------------|-----------|-------------------|
| 1. Madison Lilley | 56 | 2017-20 |
| 2. Morgan Bergren | 42 | 2012-15 |
| 3. Christine Hartmann | 38 | 2009-12 |
| 4. Sarah Rumely | 34 | 2008-09 |
| 5. Olivia Dailey | 15 | 2015-17 |
| Emma Grome | 15 | 2021-Pres. |
| 7. Elizabeth Koberstein | 4 | 2010-11 |
| 8. Harper Hempel | 1 | 2015-17 |
| Cameron Scheitzach | 1 | 2018-21 |

Players with 50+ Assists in a match

| | | |
|-------------------------|----------|-------------------|
| 1. Madison Lilley | 22 | 2017-20 |
| 2. Christine Hartmann | 14 | 2009-12 |
| 3. Sarah Rumely | 14 | 2008-09 |
| 4. Morgan Bergren | 13 | 2012-15 |
| 5. Emma Grome | 7 | 2021-Pres. |
| 6. Olivia Dailey | 5 | 2015-17 |
| 7. Elizabeth Koberstein | 2 | 2010-11 |
| Cameron Scheitzach | 1 | 2018-Pres. |

Players with 60+ Assists in a match

| | | |
|----------------------|----------|-------------------|
| 1. Madison Lilley | 5 | 2017-20 |
| 2. Sarah Rumely | 2 | 2008-09 |
| 3. Emma Grome | 1 | 2021-Pres. |
| Morgan Bergren | 1 | 2012-15 |
| Olivia Dailey | 1 | 2015-17 |
| Elizabeth Koberstein | 1 | 2010-11 |

Players with 65+ Assists in a match

| | | |
|----------------------|---|---------|
| 1. Madison Lilley | 2 | 2017-20 |
| 2. Morgan Bergren | 1 | 2012-15 |
| Elizabeth Koberstein | 1 | 2010-11 |

Players with 70+ Assists in a match

| | | |
|-------------------------|---|---------|
| 1. Elizabeth Koberstein | 1 | 2010-11 |
|-------------------------|---|---------|

Players with 5+ Blocks in a match

| | | |
|-----------------------------|-----------|-------------------|
| 1. Kaz Brown | 56 | 2014-17 |
| 2. Becky Pavan | 40 | 2008-11 |
| 3. Emily Franklin | 36 | 2014-17 |
| 4. Alexandra Morgan | 31 | 2010-13 |
| 5. Lauren Rapp | 25 | 2008-10 |
| 6. Gretchen Giesler | 23 | 2008-11 |
| 7. Azhani Tealer | 20 | 2019-Pres. |
| Morgan Bergren | 20 | 2012-15 |
| 9. Sara Schwarzwald | 19 | 2012-15 |
| 10. Brooke Morgan | 16 | 2015-11 |
| 11. Whitney Billings | 14 | 2010-13 |
| 12. Queen Nzenwa | 13 | 2008 |
| 13. Leah Meyer | 12 | 2019 |
| 14. Sarah Rumely | 11 | 2008-09 |
| 15. Christine Hartmann | 10 | 2009-12 |
| 16. Elise Goetzinger | 9 | 2020-Pres. |
| 17. Madison Lilley | 8 | 2017-20 |
| Bella Bell | 8 | 2019-Pres. |
| 19. Ann Armes | 7 | 2008-11 |
| 20. Leah Edmond | 6 | 2016-19 |
| Darian Mack | 6 | 2014-17 |
| Kendyl Paris | 6 | 2017-20 |
| Caityln Cooper | 6 | 2018-19 |
| 24. Lauren O'Conner | 5 | 2011-14 |
| Reagan Rutherford | 5 | 2020-Pres. |
| 26. Olivia Dailey | 4 | 2015-17 |
| 27. Ashley Frazier | 3 | 2011-12 |
| Madi Skinner | 3 | 2020-21 |
| 29. Emma Grome | 2 | 2021-Pres. |
| Blaire Hiler | 2 | 2008-10 |
| Alli Stumler | 2 | 2018-21 |
| Avery Skinner | 2 | 2017-20 |
| 33. Elizabeth Koberstein | 1 | 2010-11 |
| Kayla Tronick | 1 | 2011-14 |
| Adanna Rollins | 1 | 2022-Pres. |

Players with 8+ Blocks in a match

| | | |
|-----------------------------|----------|-------------------|
| 1. Kaz Brown | 21 | 2014-17 |
| 2. Sara Schwarzwald | 8 | 2012-15 |
| 3. Emily Franklin | 7 | 2014-18 |
| Becky Pavan | 7 | 2008-11 |
| 5. Alexandra Morgan | 6 | 2010-13 |
| 6. Azhani Tealer | 5 | 2019-Pres. |
| 7. Gretchen Giesler | 3 | 2008-11 |
| Queen Nzenwa | 3 | 2008 |
| Lauren Rapp | 3 | 2008-10 |
| 10. Elise Goetzinger | 2 | 2020-Pres. |
| Bella Bell | 2 | 2019-Pres. |
| Whitney Billings | 2 | 2010-13 |
| Leah Meyer | 2 | 2019 |
| 14. Christine Hartmann | 1 | 2009-12 |
| Brooke Morgan | 1 | 2015-18 |

| | | |
|--------------|---|---------|
| Kendyl Paris | 1 | 2017-20 |
|--------------|---|---------|

Players with 10+ Blocks in a match

| | | |
|----------------------|----------|-------------------|
| 1. Kaz Brown | 5 | 2014-17 |
| 2. Emily Franklin | 2 | 2014-17 |
| Alexandra Morgan | 2 | 2010-13 |
| 4. Gretchen Giesler | 1 | 2008-11 |
| Kendyl Paris | 1 | 2017-20 |
| Becky Pavan | 1 | 2008-11 |
| Lauren Rapp | 1 | 2008-10 |
| Sara Schwarzwald | 1 | 2012-15 |
| Azhani Tealer | 1 | 2019-Pres. |
| Bella Bell | 1 | 2019-Pres. |

Players with a Double-Double

| | | |
|--------------------------|----------|-------------------|
| 1. Whitney Billings | 43 | 2010-13 |
| 2. Madison Lilley | 38 | 2017-20 |
| 3. Leah Edmond | 31 | 2016-19 |
| 4. Sarah Mendoza | 28 | 2008-09 |
| Alli Stumler | 28 | 2018-21 |
| 6. Anni Thomasson | 26 | 2013-16 |
| 7. Christine Hartmann | 22 | 2009-12 |
| 8. Sarah Rumely | 18 | 2008-09 |
| 9. Morgan Bergren | 15 | 2012-15 |
| 10. Lauren Rapp | 11 | 2008-10 |
| 11. Emma Grome | 9 | 2021-Pres. |
| 12. Madi Skinner | 6 | 2020-21 |
| Olivia Dailey | 6 | 2015-17 |
| Darian Mack | 6 | 2014-17 |
| 15. Kaz Brown | 2 | 2014-17 |
| Blaire Hiler | 2 | 2008-10 |
| Shelby Workman | 2 | 2012-14 |
| Avery Skinner | 2 | 2017-2020 |
| Reagan Rutherford | 2 | 2020-Pres. |
| 20. Azhani Tealer | 1 | 2019-Pres. |
| Gabby Curry | 1 | 2017-20 |
| Ann Armes | 1 | 2008-10 |
| Ashley Dusek | 1 | 2014-17 |
| Elizabeth Koberstein | 1 | 2010-11 |
| Adanna Rollins | 1 | 2022-Pres. |

**active players in bold



**2022-23 Kentucky Women's Volleyball
Overall Individual Statistics
All games**

Game Records

| Overall | Conference | Home | Away | Neutral |
|---------|------------|-------|-------|---------|
| 5 - 2 | 0 - 0 | 2 - 2 | 1 - 0 | 2 - 0 |

Team Box Score

| ## | Player | SP | MP-MS | Attack | | | | | Set | | | | Serve | | | | |
|------------------|--------------------|-----------|------------|------------|--------------|------------|------------|-------------|------------|--------------|------------|-------------|-----------|-------------|-----------|------------|-------------|
| | | | | K | K/S | E | TA | PCT | A | A/S | TA | PCT | SA | SA/S | SE | TA | PCT |
| 1 | Berezowitz, Maddie | 8 | 4-0 | 0 | 0.00 | 0 | 0 | .000 | 0 | 0.00 | 1 | .000 | 3 | 0.38 | 3 | 26 | .885 |
| 3 | Williams, Jordyn | 2 | 2-0 | 2 | 1.00 | 0 | 7 | .286 | 0 | 0.00 | 0 | .000 | 0 | 0.00 | 0 | 7 | 1.000 |
| 4 | Grome, Emma | 24 | 7-7 | 13 | 0.54 | 2 | 22 | .500 | 278 | 11.58 | 623 | .446 | 8 | 0.33 | 15 | 110 | .864 |
| 6 | Beavin, Eleanor | 24 | 7-0 | 0 | 0.00 | 0 | 1 | .000 | 32 | 1.33 | 67 | .478 | 6 | 0.25 | 12 | 95 | .874 |
| 7 | Melby, Haley | 12 | 5-0 | 25 | 2.08 | 4 | 67 | .313 | 2 | 0.17 | 6 | .333 | 0 | 0.00 | 0 | 0 | .000 |
| 8 | Rollins, Adanna | 24 | 7-7 | 83 | 3.46 | 22 | 200 | .305 | 5 | 0.21 | 15 | .333 | 8 | 0.33 | 7 | 99 | .929 |
| 9 | Walker, Riah | 24 | 7-7 | 0 | 0.00 | 0 | 0 | .000 | 4 | 0.17 | 18 | .222 | 4 | 0.17 | 11 | 79 | .861 |
| 10 | Rutherford, Reagan | 24 | 7-7 | 95 | 3.96 | 22 | 197 | .371 | 6 | 0.25 | 12 | .500 | 13 | 0.54 | 3 | 83 | .964 |
| 11 | Goetzinger, Elise | 23 | 7-6 | 54 | 2.35 | 10 | 98 | .449 | 1 | 0.04 | 4 | .250 | 0 | 0.00 | 2 | 3 | .333 |
| 13 | Lamb, Erin | 13 | 4-0 | 39 | 3.00 | 13 | 82 | .317 | 0 | 0.00 | 0 | .000 | 0 | 0.00 | 0 | 0 | .000 |
| 14 | Bell, Bella | 3 | 3-1 | 3 | 1.00 | 3 | 13 | .000 | 0 | 0.00 | 0 | .000 | 0 | 0.00 | 0 | 0 | .000 |
| 15 | Tealer, Azhani | 23 | 7-7 | 40 | 1.74 | 11 | 88 | .330 | 0 | 0.00 | 3 | .000 | 1 | 0.04 | 6 | 44 | .864 |
| 18 | Jenkins, Lane | 1 | 1-0 | 1 | 1.00 | 0 | 1 | 1.000 | 2 | 2.00 | 11 | .182 | 0 | 0.00 | 0 | 1 | 1.000 |
| 19 | Whitworth, Audrey | 12 | 6-0 | 0 | 0.00 | 0 | 0 | .000 | 1 | 0.08 | 3 | .333 | 1 | 0.08 | 1 | 10 | .900 |
| 20 | Franxman, Kelly | 3 | 2-0 | 7 | 2.33 | 2 | 13 | .385 | 0 | 0.00 | 0 | .000 | 0 | 0.00 | 1 | 3 | .667 |
| KENTUCKY | | 24 | 7-7 | 362 | 15.08 | 89 | 789 | .346 | 331 | 13.79 | 763 | .434 | 44 | 1.83 | 61 | 560 | .891 |
| Opponents | | 24 | 7-7 | 266 | 11.08 | 116 | 781 | .192 | 238 | 9.92 | 754 | .316 | 17 | 0.71 | 37 | 447 | .917 |

| ## | Player | SP | Receptions | | | Dig | | Blocking | | | | | Points | | |
|------------------|--------------------|-----------|------------|------------|-------------|------------|--------------|-----------|-----------|-------------|-------------|-----------|----------|--------------|--------------|
| | | | RE | TA | PCT | DIG | DIG/S | BS | BA | TOTAL | BLK/S | BE | BHE | PTS | PTS/S |
| 1 | Berezowitz, Maddie | 8 | 0 | 5 | 1.000 | 4 | 0.50 | 0 | 0 | 0 | 0.00 | 0 | 0 | 3.0 | 0.38 |
| 3 | Williams, Jordyn | 2 | 0 | 1 | 1.000 | 2 | 1.00 | 0 | 3 | 3 | 1.50 | 0 | 0 | 3.5 | 1.75 |
| 4 | Grome, Emma | 24 | 0 | 3 | 1.000 | 53 | 2.21 | 1 | 7 | 8 | 0.33 | 1 | 1 | 25.5 | 1.06 |
| 6 | Beavin, Eleanor | 24 | 4 | 108 | .963 | 103 | 4.29 | 0 | 0 | 0 | 0.00 | 0 | 0 | 6.0 | 0.25 |
| 7 | Melby, Haley | 12 | 0 | 6 | 1.000 | 5 | 0.42 | 0 | 5 | 5 | 0.42 | 1 | 0 | 27.5 | 2.29 |
| 8 | Rollins, Adanna | 24 | 3 | 64 | .953 | 56 | 2.33 | 1 | 8 | 9 | 0.38 | 0 | 0 | 96.0 | 4.00 |
| 9 | Walker, Riah | 24 | 5 | 148 | .966 | 42 | 1.75 | 0 | 0 | 0 | 0.00 | 0 | 0 | 4.0 | 0.17 |
| 10 | Rutherford, Reagan | 24 | 2 | 31 | .935 | 55 | 2.29 | 0 | 23 | 23 | 0.96 | 0 | 0 | 119.5 | 4.98 |
| 11 | Goetzinger, Elise | 23 | 0 | 2 | 1.000 | 4 | 0.17 | 3 | 24 | 27 | 1.17 | 3 | 1 | 69.0 | 3.00 |
| 13 | Lamb, Erin | 13 | 0 | 10 | 1.000 | 3 | 0.23 | 1 | 1 | 2 | 0.15 | 0 | 0 | 40.5 | 3.12 |
| 14 | Bell, Bella | 3 | 0 | 0 | .000 | 0 | 0.00 | 0 | 2 | 2 | 0.67 | 0 | 0 | 4.0 | 1.33 |
| 15 | Tealer, Azhani | 23 | 0 | 1 | 1.000 | 4 | 0.17 | 3 | 17 | 20 | 0.87 | 2 | 0 | 52.5 | 2.28 |
| 18 | Jenkins, Lane | 1 | 0 | 0 | .000 | 0 | 0.00 | 0 | 0 | 0 | 0.00 | 0 | 0 | 1.0 | 1.00 |
| 19 | Whitworth, Audrey | 12 | 2 | 27 | .926 | 6 | 0.50 | 0 | 0 | 0 | 0.00 | 0 | 0 | 1.0 | 0.08 |
| 20 | Franxman, Kelly | 3 | 0 | 3 | 1.000 | 1 | 0.33 | 1 | 2 | 3 | 1.00 | 0 | 0 | 9.0 | 3.00 |
| - | TEAM | - | 1 | - | - | - | - | - | - | - | - | - | - | - | - |
| KENTUCKY | | 24 | 17 | 410 | .959 | 338 | 14.08 | 10 | 92 | 56.0 | 2.33 | 7 | 2 | 462.0 | 19.25 |
| Opponents | | 24 | 44 | 499 | .912 | 281 | 11.71 | 8 | 70 | 43.0 | 1.79 | 15 | 5 | 326.0 | 13.58 |