



KENTUCKY

FOOTBALL

KENTUCKY (4-1, 1-1)

| | | | |
|-------|---------------------------|-----------|-----|
| 9/3 | MIAMI (OHIO) (ESPN+) | W, 37-13 | |
| 9/10 | at #12/19 Florida* (ESPN) | W, 26-16 | |
| 9/17 | YOUNGSTOWN STATE (SECN) | W, 31-0 | |
| 9/24 | NORTHERN ILLINOIS (ESPN2) | W, 31-23 | |
| 10/1 | at Ole Miss* (ESPN) | L, 19-22 | |
| 10/8 | SOUTH CAROLINA* (SECN) | 7:30 p.m. | |
| 10/15 | MISSISSIPPI STATE* (SECN) | 7:30 p.m. | |
| 10/22 | Open | | |
| 10/29 | at Tennessee* | | TBA |
| 11/5 | at Missouri* | | TBA |
| 11/12 | VANDERBILT* | | TBA |
| 11/19 | GEORGIA* | | TBA |
| 11/26 | LOUISVILLE | | TBA |

* SEC game; Home games in bold



#13/13 KENTUCKY VS SOUTH CAROLINA

SATURDAY, OCT. 8

7:30 PM • SEC NETWORK

LEXINGTON, KENTUCKY

KROGER FIELD AT C.M. NEWTON GROUNDS



WILDCATS

| | |
|----------------------------|-----------------------------|
| 2022 Record/SEC Record | 4-1 / 1-1 |
| AP/USA Today Coaches Poll | 13 / 13 |
| Head Coach | Mark Stoops |
| Record at Kentucky (Years) | 63-54 (10th) |
| Career Record (Years) | Same |
| Last Game | L, 22-19 at #14/11 Ole Miss |

GAMECOCKS

| | |
|----------------------------------|------------------------------|
| 2022 Record/SEC Record | 3-2 / 0-2 |
| AP/USA Today Coaches Poll | NR / NR |
| Head Coach | Shane Beamer |
| Record at South Carolina (Years) | 10-8 (2nd) |
| Career Record (Years) | Same |
| Last Game | W, 50-10 vs. S. Carolina St. |

KENTUCKY PLAYS HOST TO SOUTH CAROLINA IN SEC HOME OPENER

No. 13/13 Kentucky will play host to South Carolina at Kroger Field in Lexington, Kentucky, on Oct. 8 for its first home Southeastern Conference game of 2022. The Wildcats, who are 1-1 in the league this season, will look to improve its streak of two straight wins against the Gamecocks, while they also hope to conquer their fifth straight triumph over the team in games played in the Bluegrass. The appointment will mark a two-game homestand for Kentucky before it enjoys a bye week on Oct. 22.

The Wildcat defense, which is 21st in the nation and fourth in the league in total defense (297.4 yards per game), will need to continue to play a large role if Kentucky is going to outlast South Carolina for the third straight time. The group hasn't allowed a touchdown in its last three straight quarters this season. Meanwhile, running back Chris Rodriguez Jr. will look to improve to fifth on the program's all-time career rushing list if he can get 81 yards, while starting signal-caller Will Levis needs just two more passing touchdowns to move into the program's top five on that respective list.

ABOUT THE GAME

TV • SECN

| | |
|--------------|----------------|
| Play-by-Play | Tom Hart |
| Analyst | Jordan Rodgers |
| Sideline | Cole Cubelic |

RADIO • UK SPORTS NETWORK

| | |
|--------------|--------------|
| Play-by-Play | Tom Leach |
| Analyst | Jeff Picoro |
| Sideline | Dick Gabriel |

RADIO • GRIDIRON SPORTS

| | |
|--------------|---------------|
| Play-by-Play | Noah Britt |
| Analyst | John Reynolds |

SATELLITE RADIO

Sirius - 137 or 190 SXM APP - TBA

INTERNET RADIO • UKathletics.com

Live Audio - free; Live Stats

TICKET INFORMATION • SOLD OUT

BY THE NUMBERS

2 10-WIN SEASONS IN PAST FOUR YEARS

4 SCHOOL-RECORD STRAIGHT BOWL WINS

19 STRAIGHT WINS OVER NON-CONFERENCE OPPONENTS, LONGEST ACTIVE STREAK IN THE NATION


37 WINS SINCE START OF 2018, TIED FOR 14TH MOST AMONG POWER FIVE PROGRAMS

63 COACH STOOPS CAREER WINS, MOST IN SCHOOL HISTORY

QUICK NOTES

- Kentucky is coming off of a heartbreaking loss to then-No. 14/11 Ole Miss, 22-19, in Oxford, Mississippi, last Saturday, its first loss of the season.
- The Wildcats are looking to bounce back and chart their third straight win over South Carolina and fifth straight over the Gamecocks in Lexington.
- The Wildcats' loss to the Rebels ended an eight-game win streak, which was tied for the fifth-longest in school history.
- UK has held its last nine opponents to 23 points or less. The Cats went 8-1 in that span.
- UK has allowed just 74 points all season, its fewest in the first five games since 2018 (63).
- Senior quarterback Will Levis is ranked ninth in the nation and second in the SEC in passing efficiency (174.9 rating points). He is also ranked third in the conference in passing touchdowns (12), passing yards (1,405) and passing yards per completion (14.48).
- The UK signal caller was recently named to the 2022 Johnny Unitas Golden Arm Award Top 25. He also is on the watch lists for the Daviey O'Brien Award, the Manning Award, the Maxwell Trophy, CFP National Performer of the Year and the Walter Camp Player of the Year.
- Kentucky running back Chris Rodriguez Jr. returned to game action against Ole Miss, after being unavailable for the first four games of the season. In his season debut, he rushed 19 times for 72 yards and one touchdown. He currently ranks sixth on UK's all-time rushing list and needs just 80 more yards to move up to No. 5.





QUICK FACTS

Location: Lexington, Ky.
Founded: 1865
Enrollment: 33,000
Nickname: Wildcats
Colors: Blue (PMS 286) and White
Conference: Southeastern (Eastern Division)
Stadium: Kroger Field (61,000)
President: Dr. Eli Capilouto
Athletics Director: Mitch Barnhart
Faculty Representative: Joseph L. Fink III

2022 COACHING STAFF

Head Coach: Mark Stoops (Iowa, '89)
Overall College Coaching Record:
Record at Kentucky (Years): 63-54 (9 years)
Career Record (Years): 63-54 (9 years)
SEC Record: 30-46 (.395)
Bowl Record: 4-2 (.667)

Assistant Coaches:

Frank Buffano (Arizona, '06)
Safeties/Co-Special Teams Coord., 3rd year
Chris Collins (Western Carolina, '10)
Defensive Backs, 2nd year
Vince Marrow (Toledo, '92)
Assoc. HC/TE/Recruiting Coord., 10th year
Rich Scangarello (Sacramento State, '96)
Offensive Coord./Quarterbacks, 1st year
John Settle (Appalachian State, '89)
RBs/Co-Special Teams Coord., 2nd year
Anwar Stewart (Kentucky, '17)
Defensive Line, 3rd year
Mike Stoops (Iowa, '87)
Inside Linebackers, 1st year
Brad White (Wake Forest, '05)
Defensive Coord/OLBs, 5th year
Scott Woodward (UMass, '09)
Wide Receivers, 2nd year
Zach Yenser (Troy, '07)
Offensive Line, 1st year

Quality Control:

Bryan Berezowitz (Kentucky, '19)
Josh Estes-Waugh (Kentucky, '12)
Louie Matsakis (Emporia State, '00)
Mark Perry (Kentucky, '01)
Joe Scola (Dartmouth, '07)

Graduate Assistants:

C.J. Conrad (offense)
Kalon Humphries (defense)
Courtney Love (defense)
Drake Jackson (offense)
Cam Garner (off the field - offense)
Dan Hebert (off the field - offense)
Andrew Verboys (off the field - defense)

UK FOOTBALL ON SOCIAL MEDIA

@UKFootball
@UKCoachStoops @CoachC_Collins
@Bigstew9 @CoachBuffano
@Mike_Stoops41 @Coachjsetcats
@vincemarrow @CoachWoody7
@CoachWhiteFB @OL_Coach_Yenser

Kentucky Football Kentucky Wildcats

@UKFootball

UKStoopsTroops @UKFootball

- This is head coach Mark Stoops' 10th year as head coach at UK, making him the longest tenured coach in program history. With Kentucky's win at No. 12/19 Florida on Sept. 10, he surpassed Paul "Bear" Bryant as the winningest head coach in program history and now has a 63-54 overall record.
Stoops is the second-longest tenured active head coach in the SEC, behind Alabama's Nick Saban, and the 11th-longest in the nation.
He has inked a contract extension that will keep him in Lexington through June 2028 with amended financial terms.
Stoops began his tenure at Kentucky 12-26 (.316) (2013 - through first two games of 2016). Stoops has since gone 51-28 (.646) (2016 - present).
Stoops was named the honorary head coach of the 2022 Allstate American Football Coaches Association (AFCA) Good Works Team for his work with the Kentucky Children's Hospital.
Kentucky is ranked No. 13 in both the Associated Press poll and the USA Today/Coaches poll, falling seven spots in the AP poll and six spots in the coaches' poll.
Prior to the season, UK earned four first-place votes, and was picked to finish second behind defending national champion Georgia in the SEC East, in a preseason vote at SEC Media Days in July.
The Wildcats' defense is filled with experienced defenders, including seniors Jacquez Jones, Keidron Smith, DeAndre Square, Tyrell Ajian and Jordan Wright and juniors J.J. Weaver and Carrington Valentine.
Senior linebacker DeAndre Square joins former Wildcat Josh Paschal (2019-21) as the only players in school history to be elected team captain three straight seasons.
Offensive starters returning are QB Will Levis, RB Chris Rodriguez Jr., TE Brenden Bates and offensive linemen Eli Cox and Kenneth Horsey. Defensively, DBs Tyrell Ajian and Carrington Valentine return, along with inside linebackers Jacquez Jones, DeAndre Square and outside linebackers J.J. Weaver and Jordan Wright. Kicker Matt Ruffolo and punter Colin Goodfellow return for their final seasons in the Blue and White.
In all, 41 letterwinners and 13 starters from last year return in 2022. The Cats' roster is also bolstered with the addition of 10 newcomers from the transfer portal.
Three new assistant coaches were hired following last season. Mike Stoops, brother of head coach Mark Stoops, was hired as the inside linebackers coach in January, replacing Jon Sumrall who is now the head coach at Troy University. UK named San Francisco 49ers quarterback coach Rich Scangarello the program's new offensive coordinator and quarterbacks coach in February, following the departure of Liam Coen for Super Bowl champion Los Angeles Rams. Zach Yenser was also hired away from the 49ers in February to lead the Big Blue Wall.
Kentucky has won 19 straight nonconference games, the longest such active streak in FBS, which dates back to the 2017 Music City Bowl loss to Northwestern.
UK's 37 victories since the start of the 2018 season are tied with Texas A&M for the fifth-most in the SEC ... Those 37 wins are tied with Texas A&M for the 14th-most among Power Five programs in the nation.
The Wildcats are tied with Florida for second in the SEC East in wins from 2016 - present (51), only behind Georgia (71).
Last season, Kentucky finished 10-3 and won the Vrbo Citrus Bowl for the second time in the past four seasons, defeating No. 15 Iowa, 20-17, on Jan. 1, 2022.
It is second 10-win campaign in the past four seasons, after having just two in school history prior to that (11 in 1950; 10 in 1977).
Kentucky finished 5-3 in the SEC for second place in the SEC Eastern Division in 2021. It marked the first time since the league split into divisions in 1992 that UK ended the season in sole possession of second place of the East. UK has finished in a tie for second in the division on two other occasions, 2016 and 2018.
All three second-place SEC East finishes have been in the last six seasons under Mark Stoops.
UK's 5-3 record was the second time since 1977 that UK posted a winning record in league play (also in 2018).



- UK has recorded multiple wins against ranked teams in three of the past four seasons (three in 2018, two in 2020, two in 2021). Before 2018, the Cats had just one season with multiple wins against ranked foes in the previous 40 years (two in 2007).
- Kentucky has 11 players in school history who have rushed for at least 1,900 career yards. Four of those have come during Stoops' tenure - Benny Snell Jr. (3,873), Chris Rodriguez Jr. (2,812), Stanley "Boom" Williams (2,511) and A.J. Rose (1,971).
- Since Brad White joined the staff in 2018, including defensive coordinator since 2019, UK has been ranked in the top 25 in total defense in three seasons (2018, '19, and '21) and twice in scoring defense (2018 and '19). Currently, UK is in the top 25 in both categories for 2022.
- UK has allowed 30 or fewer points in 51 of its past 57 games, including 36 of the last 42 games since Brad White became coordinator, and has held its last nine opponents to 23 points or less.
- During Stoops' tenure, the Wildcats have had nine different starting quarterbacks win a game in Jalen Whitlow, Maxwell Smith, Patrick Towles, Drew Barker, Stephen Johnson, Luke Wright, Lynn Bowden Jr., Terry Wilson and Will Levis.
- Since 2016, UK is 20-9 (.689) in games decided by seven points or less.
- The Wildcats signed their highest-rated recruiting class in school history in 2022. Six of the first-year players are seeing significant action already.

LAST TIME OUT

- Kentucky lost to then-No. 14/11 Ole Miss in Oxford, Mississippi, last Saturday, its first loss of the season. It was the Wildcats' second Southeastern Conference game on the road in 2022, while it marked the Rebels' first conference game of the season.
- Quarterback Will Levis completed 18-of-24 passes for 220 yards and two touchdowns.
- Running back Chris Rodriguez Jr. rushed 19 times for 72 yards and one touchdown.
 - He has scored a rushing touchdown in six consecutive games played, tying Benny Snell Jr. as the only UK player to do that since 1985.
- Running back Kavosiey Smoke rushed two times for six yards before leaving the game with illness.
- Wide receiver Barion Brown accounted for 245 all-purpose yards with only five touches during the game. He caught two passes for 81 yards, including a 51-yard catch-and-run that put UK in scoring position on the last possession. He also had three kickoff returns for 164 yards, an average of 54.7 yards. In the first quarter, he set up a touchdown with an 85-yard kickoff return.
- Wide receiver Tayvion Robinson caught four passes for 16 yards and a touchdown. He has 1,920 career receiving yards, including his three seasons at Virginia Tech. He scored a nifty five-yard shovel pass from Will Levis just before halftime.
- Tight end Jordan Dingle caught three passes for 30 yards and a score. He hauled in a 17-yard touchdown pass to tie the game in the third quarter. It was his first career collegiate scoring reception.
- Linebacker Jacquez Jones had five tackles before leaving the game early in the third quarter with a foot injury. He now has 299 in his career, including his three seasons at Ole Miss. He intercepted the second pass of his career in the second quarter.
- Linebacker DeAndre Square led the Wildcats with 11 tackles and now has 276 total tackles in his career.

KENTUCKY-SOUTH CAROLINA SERIES

- Kentucky trails the all-time series against South Carolina, 18-14-1, while it also trails in games played in Lexington, 9-8.
- However, the Wildcats have had success as of late, winning seven of the last eight meetings with the Gamecocks. UK won last season in Columbia, 16-10.
 - Four of those seven wins were decided by seven points or less.
 - During that eight-game stretch, Kentucky has combined for 199 points compared to South Carolina's 145 points.
- Kentucky has a two-game winning streak against South Carolina overall but owns a four-game winning streak in Lexington. UK's last win was a 41-18 rout in 2020.

UK COMMUNICATIONS/ PR CONTACTS




**Director of Athletics
Communications and PR/
Primary Football Contact**
Susan Lax - 859-608-5019 (cell)
slax0@uky.edu




**Assistant AD/Athletics
Communications and PR/
Mark Stoops Contact**
Tony Neely - 859-576-9943
(cell)
tneely@uky.edu



**Associate Director of Athletics
Communications and PR/
Secondary Football Contact**
Matt May - 859-806-7463 (cell)
matt.may@uky.edu



**Assistant Director of Athletics
Communications and PR
Secondary Football Contact**
Cami Moore - 859-396-0368 (cell)
camiranmoore@uky.edu



**Senior Associate Director of
Athletics Communications and
PR/Credentials and Press Box
Coordinator**
Evan Crane - 270-559-8120 (cell)
wesley.crane@uky.edu

Main Office Phone: 859-257-3838

Central Bank Press Row Phone: 859.323.2800

Office Address:

Joe Craft Center, 338 Lexington Ave.
Lexington, KY 40506-0019

Website: UKathletics.com



collegepressbox

collegepressbox is the official media website for Division I football. Access and download game notes, quotes, statistics, media guides, headshots, logos and more for all FBS schools, conferences, postseason games, awards and the College Football Playoff. For access, please register for an account at collegepressbox.com/register.



KENTUCKY IN THE POLLS

| DATE | AP | COACHES | BCS |
|-----------|----|---------|-----|
| Preseason | 20 | 21 | - |
| Week 2 | 20 | 20 | - |
| Week 3 | 9 | 10 | - |
| Week 4 | 8 | 9 | - |
| Week 5 | 7 | 8 | - |
| Week 6 | 13 | 13 | - |
| Week 7 | | | |
| Week 8 | | | |
| Week 9 | | | |
| Week 10 | | | |
| Week 11 | | | |
| Week 12 | | | |
| Pre-Bowls | | | |
| Final | | | |

TOP 25 POLLS

2022 ASSOCIATED PRESS POLL

- Alabama
- Georgia**
- Ohio State
- Michigan
- Clemson
- USC
- Oklahoma State
- Tennessee**
- Ole Miss**
- Penn State
- Utah
- Oregon
- KENTUCKY**
- NC State
- Wake Forest
- BYU
- TCU
- UCLA
- Kansas
- Kansas State
- Washington
- Syracuse
- Mississippi State**
- Cincinnati
- LSU

UK Opponents Receiving Votes: Florida (37)

2022 USA TODAY AFCA COACHES POLL

- Alabama
- Georgia**
- Ohio State
- Michigan
- Clemson
- USC
- Oklahoma State
- Tennessee**
- Ole Miss**
- Penn State
- Utah
- Oregon
- KENTUCKY**
- NC State
- Wake Forest
- BYU
- Kansas
- TCU
- UCLA
- Kansas State
- Syracuse
- Baylor
- Mississippi State**
- Washington
- Arkansas

UK Opponents Receiving Votes: Florida (41)

KENTUCKY-SOUTH CAROLINA CONNECTIONS

- Kentucky has four players from the state of South Carolina in DB Jalen Geiger (Columbia), DB Andru Phillips (Mauldin), K Chance Poore (Anderson) and DB Jordan Robinson (Columbia).
- South Carolina has no players on its roster from Kentucky.
 - The Gamecocks' defensive coordinator Clayton White spent four seasons as the defensive coordinator and cornerbacks coach at Western Kentucky University from 2017-20.
 - The Gamecocks' defensive line coach Jimmy Lindsey spent three seasons at Western Kentucky, from 2017-19, where he worked with White. Lindsey was the Hilltoppers' defensive line coach in 2017, before coaching the defensive ends and serving as the recruiting coordinator in 2018 and 2019.

A UK WIN WOULD...

- Be Kentucky's third straight win against South Carolina for the first time since 2016-18.
- Be the Wildcats' fifth straight win against the Gamecocks in Lexington.
 - Before the Mark Stoops era, the Cats had never won more than two straight games against the Gamecocks in Lexington.
- Help Kentucky to a 5-1 record on the season.
 - A UK win would help the Wildcats get off to as good of a start through six games for the fifth time under Stoops (2014 -- 5-1; 2017 -- 5-1; 2018 -- 5-1; 2021 -- 6-0).
- Extend Stoops' all-time record of wins at Kentucky to 64.

GAINING CLOUT WITH THE SHUTOUT

- In the Wildcats' 31-0 triumph over Youngstown State on Sept. 17, UK recorded its first shutout since a 42-0 win over Miami (Ohio) at a neutral-site game in Cincinnati, Ohio, on Sept. 5, 2009.
- It marked Kentucky's first shutout at home since defeating Vanderbilt 25-0 on Nov. 16, 1996 (25-0) and first shutout since the facility was named Kroger Field in 2015.
- It was UK's largest margin of victory in a home shutout since a 35-0 win over Kent State in 1993.
- It marked Kentucky's first first-half shutout since LSU on Oct. 9, 2021, and their second-straight, second-half shutout since holding Florida off the scoreboard in week two on Sept. 10, 2022.

JORDAN YEAR

- Albeit by chance, a few members of the 2022 Kentucky football team are connected to Michael Jordan, perhaps the greatest basketball player in history, and the Jordan River from the Bible.
- Six Wildcats were given the name Jordan, both as an ode to Michael's greatness and to the Jordan River, which is important in biblical circles, while some have no specific meaning to either.
- The six student-athletes include WR Jordan Anthony, TE Jordan Dingle, DB Jordan Lovett, LS Jordan Morrow, DB Jordan Robinson and OLB Jordan Wright. Lovett and Anthony said they were named after Michael Jordan, while Wright and Dingle claim they were named after the Jordan River.

FIRST-YEAR FROSH ARE TRUE

- Five Kentucky true freshmen are making significant contributions to the Wildcats.
 - Defensive back Alex Afari is tied for sixth on the team in tackles with 16 stops and is second in tackles for loss with 2.5 (nine yards).
 - Linebacker Keaten Wade has made 12 tackles, including one-half sack.
 - Deone Walker leads UK defensive linemen in tackles with 14, including 1.5 (two yards) for loss.
 - WR/KOR returner Barion Brown has 15 catches for 282 yards and two touchdowns. He leads the nation in kickoff returns (47.7-yard average), including a 100-yard kickoff return for a touchdown. He's been named both SEC Special Teams Player of the Week and SEC co-Freshman Player of the Week for his efforts.



MILESTONES TO LOOK FOR...

- Senior **QB Will Levis** has 11 career rushing touchdowns. He ranks sixth on the career list for QBs who have attempted 200 or more passes. He needs two more to move past Jared Lorenzen (12) into fifth.
- Junior **RB Chris Rodriguez Jr.** has 2,812 career rushing yards for sixth place on the school's all-time list and is the 10th player in school history to reach 2,000. He needs 80 more yards to move up to No. 5.
- Rodriguez has 27 career rushing touchdowns, second in UK history behind Benny Snell Jr. (48). His 30 total touchdowns ranks fourth.
- Rodriguez has 15 career 100-yard rushing games, third-most in school history.
- Junior **RB Kavosiey Smoke** has 1,575 career rushing yards. He currently sits at No. 21 and needs 34 more to move up to No. 20.
- Senior **K Matt Ruffolo** currently ranks eighth in career scoring with 208 points. He needs 18 more to move up to No. 7 with Taylor Begley.
- Senior **LB DeAndre Square** has 276 career tackles and needs 24 to become the 20th member of Kentucky's 300-Tackle Club, and just fourth in the 21st century. Senior **LB Jacquez Jones**, a transfer from Ole Miss, has 299 career tackles, needing just one more to hit the 300-tackle mark.
 - WR Dane Key is second on the team in receiving with 17 catches for 269 yards, while he is tied for the team lead with three touchdowns receiving and he is second on the team with 15.8 yards per catch.

"BIG BLUE WALL"

- The Kentucky offensive line was one of four units named as a finalist for the Joe Moore Award in 2021, recognizing the Most Outstanding Offensive Line Unit in college football.
 - It was the fourth consecutive season that the Kentucky offensive line, known as the "Big Blue Wall," has been recognized by the award for its work in the trenches.
- Behind Kentucky's talented "Big Blue Wall" is running back Chris Rodriguez Jr. He ranked second in the Southeastern Conference and 12th nationally with 106.1 rushing yards per game last season. He totaled 1,379 yards and set a school record with nine 100-yard rushing games in 2021.
 - In his season debut in 2022, the "Big Blue Wall" helped him rush 19 times for 72 yards and one touchdown at No. 14/11 Ole Miss on Oct. 1.
- Although the "Big Blue Wall" lost key members in C Luke Fortner, LT Darian Kinnard to the NFL Draft and RT Dare Rosenthal as well, the unit returned preseason All-SEC selection Kenneth Horsey and Outland Trophy Watch Lister Eli Cox.

WILL POWERED

- After transferring from Penn State in 2021, quarterback Will Levis earned the starting spot early in fall camp and started all 13 games, throwing for 2,827 yards and 24 touchdowns. He also rushed for 376 net yards and nine TDs.
 - In his UK debut against ULM in 2021, he passed for 367 yards and four touchdowns. He became just the second quarterback in the SEC since 2000 to rack up at least 350 passing yards, with at least four passing touchdowns and at least a 65 percent completion percentage in a win in his first career start, joining J.T. Daniels of Georgia (vs. Mississippi State in 2020).
 - Last season, against Louisville on Nov. 27, he rushed 14 times for a career-high 113 yards and a career-best four touchdowns. His four touchdowns tied the single-game school records for most rushing TDs and most total TDs.
- During the 2022 summer, he was one of the few collegiate passers to participate in the elite Manning Passing Academy camp.
- So far in 2022, Levis has helped Kentucky to a 4-1 record, including one ranked win, with 97 completions on 141 attempts and just four interceptions (68.8 completion percentage). He has accumulated 1,405 passing yards, averaging 281 yards per game, and 12 passing touchdowns.

BY THE NUMBERS

| | 2022 | Stoops |
|-------------------------------|------|--------|
| Record | 4-1 | 63-54 |
| SEC | 1-1 | 30-46 |
| West | 0-1 | 5-16 |
| East | 1-0 | 25-30 |
| Non-Conference | 3-0 | 33-8 |
| Home | 3-0 | 44-22 |
| Road | 1-1 | 15-29 |
| Neutral site | 0-0 | 4-3 |
| Night | 3-0 | 31-24 |
| Day | 1-1 | 32-30 |
| TV Games | 3-1 | 58-54 |
| ABC | 0-0 | 2-0 |
| CBS | 0-0 | 0-5 |
| ESPN | 1-1 | 5-12 |
| ESPNU | 0-0 | 3-5 |
| ESPN2 | 1-0 | 6-3 |
| ESPNNews | 0-0 | 0-1 |
| SEC Network | 1-0 | 43-27 |
| Fox Sports South | 0-0 | 1-1 |
| CBS Sports Network | 0-0 | 1-0 |
| August/September | 4-0 | 28-12 |
| October | 0-1 | 16-17 |
| November | 0-0 | 14-22 |
| December/January | 0-0 | 5-2 |
| Bowl Games | 0-0 | 4-2 |
| Coming off an open date | 0-0 | 5-7 |
| UK scores on 1st possession | 2-0 | 30-15 |
| Opp scores on 1st possession | 2-0 | 18-23 |
| UK scores first | 1-0 | 39-18 |
| Opponent scores first | 3-1 | 24-36 |
| UK leads after 1st quarter | 0-0 | 36-9 |
| Opponent leads after 1stQ | 1-1 | 12-35 |
| Teams are tied after 1stQ | 3-0 | 15-10 |
| UK leads at halftime | 2-0 | 45-7 |
| Opponent leads at halftime | 1-1 | 10-43 |
| Teams are tied at halftime | 1-0 | 8-4 |
| UK leads after 3rd quarter | 4-0 | 54-4 |
| Opponent leads after 3rdQ | 0-1 | 5-47 |
| Teams are tied after 3rdQ | 0-0 | 5-3 |
| Game goes to overtime | 0-0 | 1-3 |
| Scoring less than 20 pts | 0-1 | 5-35 |
| Scoring 20+ points | 4-0 | 53-19 |
| Scoring 30+ points | 3-0 | 37-9 |
| Allowing less than 20 pts | 3-0 | 37-4 |
| Allowing 20+ points | 1-1 | 20-41 |
| Allowing 30+ points | 0-0 | 7-32 |
| UK has more total yards | 3-0 | 49-8 |
| Opp. has more total yds | 1-1 | 14-46 |
| UK has more rushing yards | 1-1 | 49-13 |
| Opp. has more rushing yards | 3-1 | 14-42 |
| UK has more passing yards | 4-1 | 30-16 |
| Opp. has more passing yards | 0-0 | 33-36 |
| Rushing for < 100 yds | 2-0 | 7-19 |
| Rushing for over 100 yards | 2-1 | 53-34 |
| Rushing for 200+ yards | 0-0 | 41-10 |
| Passing for 200+ yards | 2-1 | 23-16 |
| Passing for 300+ yards | 3-0 | 11-5 |
| UK has 100-yard rusher | 0-0 | 41-15 |
| Opp. has 100-yard rusher | 0-1 | 17-33 |
| No turnovers | 0-0 | 15-9 |
| One or two turnovers | 3-1 | 39-34 |
| 3 or more turnovers | 1-0 | 9-10 |
| No takeaways | 1-0 | 14-14 |
| 3 or more takeaways | 0-0 | 15-4 |
| UK has more penalties | 1-1 | 22-22 |
| Opp. has more penalties | 3-0 | 35-28 |
| Teams have equal penalties | 0-0 | 6-4 |
| UK has more TOP | 3-1 | 43-21 |
| Opp. has more TOP | 1-0 | 19-33 |
| UK defense scores | 1-0 | 15-5 |
| Opponent defense scores | 0-0 | 7-10 |
| UK returns KO/Punt for TD | 1-0 | 4-1 |
| Opp. returns KO/Punt for TD | 0-0 | 0-5 |
| Playing on natural grass | 1-1 | 16-33 |
| Playing on artificial surface | 3-0 | 47-20 |
| In blue uniforms | 0-0 | 16-5 |
| In white uniforms | 1-1 | 10-12 |
| In white jerseys/blue pants | 0-0 | 5-18 |
| In blue jerseys/white pants | 3-0 | 20-5 |
| In black uniforms | 0-0 | 1-3 |
| In blue jerseys/grey pants | 0-0 | 2-3 |
| In grey uniforms | 0-0 | 6-3 |
| In grey jerseys/blue pants | 0-0 | 3-5 |





100-YARD RUSHERS

| Player | 2022 | Career | '22 Opponent |
|---------------------|------|--------|--------------|
| Chris Rodriguez Jr. | 0 | 15 | |
| Will Levis | 0 | 1 | |
| Kavosiey Smoke | 0 | 1 | |

100-YARD RECEIVERS

| Player | 2022 | Career | '22 Opponent |
|------------------|------|--------|-----------------------------|
| Tayvion Robinson | 2 | 2 | Miami (Ohio) N. Illinois |
| Barion Brown | 1 | 1 | N. Illinois |

300-YARD PASSERS

| Player | 2022 | Career | '22 Opponent |
|------------|------|--------|---|
| Will Levis | 3 | 6 | Miami (Ohio) Youngstown St. N. Illinois |

INTERCEPTIONS

| Player | 2022 | Career |
|----------------------|------|--------|
| Keidron Smith | 1 | 6 |
| Jacquez Jones | 1 | 2 |
| Jordan Wright | 1 | 2 |
| Carrington Valentine | 1 | 1 |
| Tyrell Ajian | 0 | 4 |
| J.J. Weaver | 0 | 2 |
| D'Eryk Jackson | 0 | 2 |
| DeAndre Square | 0 | 2 |
| Jalen Geiger | 0 | 1 |

TRACKING SACK LEADERS

| Player | 2022 | Career |
|----------------------|------|--------|
| Jordan Wright | 1.0 | 8.5 |
| J.J. Weaver | 1.0 | 7.5 |
| DeAndre Square | 0.0 | 5.5 |
| Jacquez Jones | 1.0 | 4.0 |
| Justin Rogers | 0.0 | 2.5 |
| Octavious Oxendine | 0.0 | 2.0 |
| Trevin Wallace | 0.0 | 2.0 |
| Alex Afari Jr. | 1.0 | 1.0 |
| Darrion Henry-Young | 1.0 | 1.0 |
| Josaih Hayes | 0.0 | 1.0 |
| Vito Tisdale | 0.0 | 1.0 |
| Carrington Valentine | 0.0 | 1.0 |
| Kahlil Saunders | 0.5 | 0.5 |
| Keaten Wade | 0.5 | 0.6 |

STAT SUPERLATIVES

Most Games Played (min. 30): DeAndre Square (54), Tyrell Ajian (53), Keidron Smith (52), Jacquez Jones (50), Jordan Wright (45), Chance Poore (41), Tayvion Robinson (41), Chris Rodriguez Jr. (39), Kavosiey Smoke (39), Brendan Bates (39), Ramon Jefferson (35), Matt Ruffolo (35), Tashawn Manning (34), Will Levis (33)

Most Games Started (min. 20): DeAndre Square (40), Jacquez Jones (36), Keidron Smith (33), Tyrell Ajian (28), Kenneth Horsey (24)

Consecutive Games Started (min. 12): Jacquez Jones (30), DeAndre Square (22), Will Levis (18)

Consecutive Games with a Tackle (min. 12): Jacquez Jones (31), Tyrell Ajian (28), J.J. Weaver (23), DeAndre Square (22)

Consecutive Games with a Reception (min. 5): T. Robinson (31), Bates (5), Brown (5), Jo. Dingle (5), Key (5)

- In the season opener against Miami (Ohio) on Sept. 3, he recorded his fourth 300-yard game as a Wildcat and his fifth game with at least three TD tosses. Moreover, he became the second quarterback in UK history with 300-yard passing games in consecutive season openers, joining Tim Couch in 1997 and '98. He also became the 15th UK quarterback to throw for at least 3,000 yards as a Wildcat.
- In a highly-anticipated matchup with fellow NFL prospect Anthony Richardson of Florida, Levis shined, leading Kentucky to a win in The Swamp with his poise and playmaking ability.
- He completed 27-of-35 passes for a season-high 377 yards against Youngstown State, which is his highest completion percentage in a game when attempting at least 20 passes (.771) and the second-most passing yards in his career. It is also the highest single-game completion percentage for a Wildcat (min. 35 pass attempts) since Dusty Bonner hit 34 of 40 (85 percent) in 1999.
- Had his second straight 300+ passing yard game against Northern Illinois, while it also marked his third career game that he threw for four touchdowns.
- He has earned publicity as being a potential top-10 overall selection for the 2023 NFL Draft.
- He was recently named to the 2022 Johnny Unitas Golden Arm Top 25, while he has been named to nearly every preseason watch list he qualifies for, including the Maxwell Award, Davey O'Brien Award, Walter Camp Player of the Year, Manning Award, Reece's Senior Bowl and the Johnny Unitas Golden Arm Award. He was also named a preseason All-SEC selection by the media and coaches.

QB1 THROUGH 18 GAMES

- Through 18 games at Kentucky, Will Levis is 14-4 and has 4,232 passing yards, which ranks 10th on the program's career list. His 36 passing touchdowns are sixth all-time.

Career Passing Yards

| | |
|------------------------------|-------|
| 8. Babe Parilli (1949-51) | 4,351 |
| 9. Stephen Johnson (2016-17) | 4,342 |
| 10. Will Levis (2021-pres.) | 4,232 |

Career Passing Touchdowns

| | |
|----------------------------|----|
| 4. Babe Parilli (1949-51) | 50 |
| 5. Mike Hartline (2007-10) | 38 |
| 6. Will Levis (2021-pres.) | 36 |

HOT C-ROD

- Running back Chris Rodriguez Jr. had 1,379 rushing yards last season, which ranked fifth on UK's single-season rushing list and made him the leading returning rusher in the SEC in 2022.
 - By surpassing 1,000 rushing yards last season, he became the 10th Wildcat to have a 1,000-yard season. It has only been accomplished 14 times in total in the history of UK football.
 - He was second in the SEC and 12th nationally with 106.1 yards per game and seventh in the SEC in all-purpose yards (110.8).
 - His nine 100-yard rushing games in 2021 was a single-season school record.
 - He rushed for 100 yards or more in five consecutive games to conclude the 2021 season, the second-longest streak in school history.
- For his career, he has 2,812 career rushing yards, which ranks sixth in program history. He also has 27 career rushing touchdowns, which is the second-most in school history, and his 30 career total touchdowns are ranked fourth-most in school history. Moreover, he averages 6.4 career yards per carry, which is ranked third in program history, and he has 15 career 100+ yard rushing games, which is also ranked third in program history.
 - He became just the 10th player to reach 2,000 career rushing yards in program history.
- He has had only 15 of his 436 career carries go for negative yardage, a staggering testament to his ability to hit the hole and grind out yards.



2022 STATISTICAL LEADERS

| RUSHING: | ATT. | YARDS | AVG. | TDS | | |
|---------------------|-------|-------|------|----------|-------|-----------|
| Kavosiey Smoke | 53 | 269 | 5.1 | 1 | | |
| Chris Rodriguez Jr. | 19 | 72 | 3.8 | 1 | | |
| PASSING: | ATT. | COMP | INT. | TDS | YARDS | PCT. |
| Will Levis | 141 | 97 | 4 | 12 | 1,405 | 68.8 |
| RECEIVING: | REC. | YARDS | AVG. | AVG/GAME | TDS | |
| Tayvion Robinson | 24 | 365 | 15.2 | 73.0 | 3 | |
| Dane Key | 17 | 269 | 15.8 | 53.8 | 3 | |
| Barion Brown | 15 | 282 | 18.8 | 56.4 | 2 | |
| TACKLES: | TOTAL | SOLO | AST. | INT. | SACKS | TFL (YDS) |
| Jacquez Jones | 31 | 18 | 13 | 1 | 1.0 | 1.5 (6) |
| DeAndre Square | 32 | 15 | 17 | 0 | 0.0 | 1.0 (3) |

Career Rushing Yards

| | |
|--|--------------|
| 4. Rafael Little (2004-07) | 2,996 |
| 5. Mark Higgs (1984-87) | 2,892 |
| 6. Chris Rodriguez Jr. (2018-pres.) | 2,812 |

Career Rushing Touchdowns

| | |
|--|-----------|
| 1. Benny Snell Jr. (2016-18) | 48 |
| 2. Chris Rodriguez Jr. (2018-pres.) | 27 |

RUN, CATS, RUN

- Kentucky is the home of two of FBS's most prolific rushers, as both Ramon Jefferson and Chris Rodriguez Jr. rank in the top 10 for career rushing yards.
 - Jefferson did the bulk of his damage at Sam Houston State before transferring to UK during the offseason. However, Jefferson is expected to miss the remainder of the season after incurring a knee injury in the season opener.

Most Career Rushing Yards - FBS

| | | |
|-----------------|----------------------------|-----------------|
| 1. 3,736 | Xazavian Valladay | Arizona State |
| 2. 3,570 | Mohamed Ibrahim | Minnesota |
| 3. 3,533 | Travis Dye | Southern Cal |
| 4. 3,424 | Toa Taua | Nevada |
| 5. 3,076 | Malik Cunningham | Louisville |
| 6. 2,954 | Ramon Jefferson | Kentucky |
| 7. 2,812 | Chris Rodriguez Jr. | Kentucky |
| 8. 2,807 | Lew Nichols | Central Mich. |
| 9. 2,791 | Percy Agyei-Obese | James Madison |
| 10. 2,770 | Adrian Martinez | Kansas State |

HERE'S TO YOU, MR. ROBINSON

- Senior wide receiver Tayvion Robinson has made a big splash at Kentucky.
 - In his Kentucky debut against Miami (Ohio) on Sept. 3, the transfer from Virginia Tech tied his career high with six catches, good for a career-best 136 yards, the first 100-yard game of his career. His first UK play was a 45-yard catch-and-run that set up the Wildcats' first touchdown of the season. He followed with two catches on a field-goal drive, then a 41-yard reception to set up another field goal. He also contributed with a 23-yard punt return that preceded UK's third field-goal drive of the game.
 - He proved his versatility at then-No. 12/19 Florida, seeing time at running back with four carries for 11 yards. He also played some running back at Ole Miss.
 - He set a new career bests with seven catches for 147 receiving yards and two touchdowns against Northern Illinois, including touchdown receptions on 69 and 40 yards. The 69-yarder marked the longest of his collegiate career.

WHERE ARE THE COACHES?

SIDELINE

Mark Stoops, Head Coach
 Rich Scangarello, Offensive Coordinator, QBs
 Vince Marrow, Assoc. Head Coach, Tight Ends
 John Settle, Running Backs
 Chris Collins, Defensive Backs
 Anwar Stewart, Defensive Line
 Mike Stoops, Inside Linebackers
 Brad White, Defensive Coordinator, Outside LBs
 Zach Yenser, Offensive Line

PRESS BOX

Frank Buffano, Safeties
 Scott Woodward, Wide Receivers

#LAFAMILIA

Kentucky football has several set of sons playing for former Wildcats or who are currently working for UK Football:

- Senior TE Brendan Bates is the grandson of former UK basketball player Gene Neff (1951-52)
- Sophomore Dru Phillips is the son of former Wildcat Carlos Phillips (1986-90)
- Sophomore WR Trey Dennis is the son of former Wildcat Harold Dennis (1994-96)
- Freshman walk-on WR Dylan Gary is the son of former DB Willie Gary, who played at UK from 1997-2000 and was a 1997 Freshman All-America First-Team selection by The Sporting News and a team captain in 2000
- Freshman OL Nik Hall is the son of Antonio Hall, who played at UK from 2000-03 and was an All-SEC selection.
- Freshman WR Dane Key is the son of former LB/DE Donte Key who played at UK from 1992-95 and was the National Defensive Player of the Week for his performance in the 1994 inaugural Governor's Cup game vs. Louisville
- OL Lucas Padgett is the son of Scott Padgett who played basketball at Kentucky (1995-99), helping the Wildcats advance to two Final Fours, including a national title in 1998 ... Went on to play eight years in the pros ... Mom, Cynthia (Dozier), was a four-year letter winner on UK's volleyball team (1994-97)
- Freshman kicker Jackson Smith is the son of former Wildcat punter Andy Smith (1997-99), an All-SEC punter whose 42.7-yard average in 1999 was, at the time, the third-best single-season mark in school history
- We have brothers, too. Senior OLB Justice Dingle is the older brother of redshirt freshman TE Jordan Dingle. They are from Bowling Green, Ky.
- Walk-on defensive ends Richard and Alex Bascom of Louisville, Ky., are fraternal twins.
- Freshmen Destin and Keaten Wade from Spring Hill, Tennessee, also are twins.
- Walk-on and transfer from UAB LB Kory Albert is the older brother of freshman DB Kobi Albert. They are from Fairfield and Clanton, Alabama, respectively.



2022 CAT SCRATCHES

FRESHMAN • DB • ALEX AFARI JR.

- Born in Pordenone, Italy
Mother, Mary Acheampong, originated from Ghana and moved to the U.S. in 2008
Speaks fluent Twi (a dialect of the Akan language spoken in southern and central Ghana)
Brother, David, is Lakota West HS's second all-time leading rusher who played two seasons at Miami (Ohio) before transferring to Northern Colorado in 2022

SOPHOMORE • DE • SAM ANAELE

- Born in Lagos, Nigeria
Moved to Miami in 2017, originally to play basketball at McDougle Technical Institute
Has only been playing football for five years

FRESHMAN • WR • JORDAN ANTHONY

- Won the U-20 National Track 200-meter title with a personal-record 20.34 seconds
Deemed the "fastest high schooler in the world" after finishing with a 10.14 in the 100-meters as well

SENIOR • TE • BRENDEN BATES

- Parents, Doug and Kelly, and brother, Doug, all played/play Division I sports
Grandfather is former UK Basketball player Gene Neff

SOPHOMORE • WR • DEE BECKWITH

- Very mechanically inclined and loves to work on cars and trucks ... Currently building his own custom truck

R-FRESHMAN • P • WILSON BERRY

- Played three years of Australian rules football for Essendon's team in the Victorian Football League
While playing footy, held down a part-time job at Grill'd, a restaurant known for preparing healthy hamburgers ... Started as a waiter before being promoted into the kitchen as a cook and then as an assistant manager
Currently 24 years old
Had a son, Leo, in July
UK's third straight Australian punter, following in the footsteps of Matt Panton (2017) and Max Duffy (2018-20)
Older brother, Jordan, played football at Eastern Kentucky and is currently a punter for the Minnesota Vikings

FRESHMAN • OL • GRANT BINGHAM

- Excellent tennis player who, along with doubles partner Brayden Pickle, advanced to Johnson Central's first regional team tennis championship

R-FRESHMAN • OL • JAGER BURTON

- Dad, Jeff, played football at Morehead State

SENIOR • DB • LONDYN CRAFT

- Dad, Douglas, played college football at Southern and went on to play seven seasons (1993-99) in the Canadian Football League ... Also saw time with the NFL's Seattle Seahawks and Indianapolis Colts

SOPHOMORE • WR • TREY DENNIS

- Dad, Harold, was a wide receiver at Kentucky from 1994-96

FRESHMAN • ILB • TOMIWA DUROJAIYE

- Dad, Bayo, originated from Nigeria

JUNIOR • ILB • LUKE FULTON

- Father, Jeff, played baseball at Pitt

COLLEGE FOOTBALL'S LONGEST ACTIVE TENURED FBS HEAD COACHES

1998

- Dec. 2, Kirk Ferentz, Iowa

2004

- Dec. 9, Kyle Whittingham, Utah

2005

- Jan. 3, Mike Gundy, Okla. State
Dec. 12, Rick Stockstill, MT

2006

- July 7, Pat Fitzgerald, Northwestern
Dec. 22, Troy Calhoun, AF

2007

- Jan. 3, Nick Saban, Alabama
Dec. 8, Ken Niumatalolo, Navy

2008

- Oct. 13, Dabo Swinney, Clemson

2011

- Jan. 13, David Shaw, Stanford

2012

- Nov. 27, Mark Stoops, UK
Dec. 1, Dave Doeren, N.C. State

Mark Stoops is the second-longest tenured coach in the SEC behind Alabama's Nick Saban. He is the 11th-longest tenured coach in the nation (see chart above).

- In three seasons at Virginia Tech, he caught 113 passes for 1,555 yards and eight touchdowns. He also averaged 11.4 yards on punt returns, including a 60-yard TD jaunt.
Including his time at Virginia Tech, he has started and caught a pass in 31 consecutive games, which ranks among FBS leaders:

Most Consecutive Games with a Reception - FBS

Table with 3 columns: Rank, Games, Name, School. Includes Chris Autman (Minnesota), Zakhari Franklin (UTSA), Jacob Cowing (Arizona), Dylan Drummond (Eastern Michigan), Rashee Rice (SMU), Brant Kuithe (Utah), Dontay Demus, Jr. (Maryland), Tayvion Robinson (Kentucky), Yo'Heinz Tyler (Ball State), Mitchell Tinsley (Penn State), Joshua Cephus (UTSA).

GREAT DANE

- Through week five, freshman wide receiver Dane Key has caught 17 passes for 269 yards and three touchdowns.
Key's three touchdown catches already ties the program's freshman single-season record, joining Derek Abney in 2000 and Tommy Cook in 2001.
The last Wildcat with a touchdown catch in the first three games of a season was La'Rod King in 2011.
Key also became the only true freshman at UK, since freshmen were granted eligibility in 1972, to record receiving touchdowns in each of his first two collegiate games and the first freshman since Derek Abney (2000) to catch at least two scores through his first two games (Abney had a pair of TD catches vs. South Florida in his debut).
Key snagged a 55-yard touchdown at Florida, with a highly contested leaping catch, to earn SEC Freshman of the Week honors for his impressive performance in The Swamp.
The rookie is fourth in the SEC in receiving touchdowns and 16th in receiving yards (269).

Freshman WR/TE (RS or True) to Have 100+ Receiving Yards in First Three Games of Season (since 2000):

Table with 4 columns: Year, Name, Year, Rec. Includes Dane Key (2022, 13 rec.), Garrett "Juice" Johnson (2014, 9 rec.), Ryan Timmons (2013, 9 rec.), Jeff Badet (2013, 9 rec.), Derek Abney (2000, 11 rec.), Blake Bone (2014, 5 rec.), Dorian Baker (2014, 9 rec.), Jordan Aumiller (2010, 7 rec.).





WHAT CAN BROWN DO FOR YOU?

- Freshman wide receiver Barion Brown leads the nation in kickoff return average at 47.7 yards per in six attempts. He is also ranked fifth in the SEC in all-purpose yards per game (114.2) and yards per reception (18.8).
- He earned his second straight SEC honor this week, his third overall, after racking up 245 all-purpose yards on just five touches at Ole Miss. He caught two passes for 81 yards and had three kickoff returns for 164 yards. The 164 kickoff return yards set a new single-game freshman record, breaking Tony Mayes' record of 159 set vs. Georgia in 1983.
- He also was previously named SEC Special Teams Player of the Week after the season opener and was SEC co-Freshman of the Week after his first 100-yard receiving game against Northern Illinois. He is the first Wildcat to win a SEC weekly award three times in a single season since Lynn Bowden Jr. in 2019.
- The rookie is the only player in the nation with two 80-plus yard kickoff returns (vs. Miami (Ohio), at then-No. 14/11 Ole Miss).
- He made a stunning debut against Miami (Ohio) on Sept. 3, taking the opening kick of the second half back 100 yards for a touchdown in the season opener. Brown took the kick, sliced to his left, found open space and then outran everyone down the visiting sideline.
 - It was the first Kentucky kickoff return for a score since Derrick Locke went to the house vs. Louisville (100 yards) in September 2009.
 - He also caught three passes for 45 yards in his collegiate debut.
 - He was named the SEC Special Teams Player of the Week for his efforts.
- He notched his first career 100-yard receiving game with 102 yards against Northern Illinois, including his first two collegiate touchdown catches.

WHITE-OUT

- Fourth-year defensive coordinator Brad White has proven to be an excellent hire after Coach Mark Stoops plucked him from the National Football League in 2018. During White's term, Kentucky has steadily become more stout on that side of the ball and other programs have taken notice, as White has turned down several other coaching opportunities in that time.
- For the first time since 1986-89, UK has allowed 26 or fewer points per game in four straight seasons.
- For the first time since 1959-62 it has yielded 160 rushing yards or fewer per game for four straight seasons.
- In today's high-scoring offensive game, the UK defense has held opponents to 30 or fewer points in 36 of his 42 games as coordinator.

DEFENSE, DEFENSE, DEFENSE

- Kentucky allowed just 213 passing yards in its latest game at then-No. 14/11 Ole Miss on Oct. 1, while UK has allowed fewer than 215 passing yards in all five games this season.
 - UK held its first four opponents of the season to under 200 passing yards, the first time it has done so through the first four games since 1989.
- The Wildcat defense dominated their opponents in the first three weeks, holding each opposing squad to under 300 total yards. It marked the first time the UK defense has done so since the first three games of 1989.
 - Moreover, Kentucky held its first three opponents of the season to a combined 761 yards of total offense, its fewest in the first three games since 2008 (752 in first three games).
 - UK also limited Florida and Youngstown State to under 50 percent completions, the first time in back-to-back games since 2018 (Florida and Murray State).
 - UK had held its opponents scoreless for six straight quarters for the first time since 2019, after a second-half shutout at Florida on Sept. 10 and the game shutout against Youngstown State on Sept. 17.

MAYBE NEXT TIME

- The Wildcat defense is ranked fifth in the SEC and 24th in the nation in third-down conversion percent defense, holding their opponents to converting on third down just 20 times in 69 attempts (.290) through week five.

2022 CAT SCRATCHES

FRESHMAN • WR • DYLAN GARY

- Father, Willie, played defensive back at Kentucky from 1997-2000 and went on to play for the St. Louis Rams in 2001
- Mother, Sam, ran track at Tennessee from 1998-2002, competing in the 100-, 200- and 400-meters

JUNIOR • DB • JALEN GEIGER

- Father, Tony, was a Chief Warrant Officer (CW3) in the United States Army for 21 years with five combat deployments, while his mom, Ramona, retired as a First Sergeant (E-8) after 25 years of service with three combat deployments in the Army

SENIOR • P • COLIN GOODFELLOW

- Earned his (RN) nursing degree in 2021

FRESHMAN • OL • KIYAUNTA GOODWIN

- Can play five instruments

FRESHMAN • OL • NIK HALL

- Father, Antonio, played for Kentucky from 2000-03 and was a two-year first-team All-SEC selection.

JUNIOR • WR • DEMARCUS HARRIS

- Father, Marc, played minor-league baseball for the Chicago White Sox from 1991-93; Served as DeMarcus' wide receivers coach in high school

SENIOR • OL • KENNETH HORSEY

- Had open-heart surgery in April of 2018
- Competed in martial arts for 14 years

FRESHMAN • TE • JOSH KATTUS

- Dad, Eric Kattus, was a tight end at Michigan from 1982-85 and went on to a seven-year career in the NFL, playing six years with the Cincinnati Bengals and one with the New York Jets

FRESHMAN • WR • DANE KEY

- Father, Donte Key, was a UK linebacker/defensive end from 1992-95
- Brother, Devon Key, played for the Kansas City Chiefs

FRESHMAN • WR • COLE LANTER

- Cousin, Tod Lanter, played basketball at Kentucky from 2012-15 and uncle Bo Lanter, played basketball at Kentucky from 1979-82

SENIOR • QB • WILL LEVIS

- Comes from a family of athletes as his great-grandfather, Alva Kelley, was an All-America football player at Cornell University and won a National Championship in 1939 ... Went on to be the head football coach at Colgate University, Hobart College and Brown University
- Father, Mike, was a tight end at Denison University
- Mother, Beth Kelley Levis, was two-time All-America soccer player at Yale and has been inducted into the Connecticut Girls' Soccer Association Hall of Fame
- Uncle, David Kelley, also was an Academic All-America football player at Yale

SENIOR • WR • RAHSAAN LEWIS

- Father, Ray, played 17 seasons in the NFL and was a 13-time Pro Bowler, 10-time All-Pro, two-time NFL Defensive Player of the Year, a member of the NFL 2000s All-Decade Team, two-time Super Bowl champion and Super Bowl XXXV MVP, as well as a two-time All-American at the University of Miami



2022 CAT SCRATCHES

SOPHOMORE • ILB • CONNER LONG

- Dad, Octavis, was a wide receiver at Michigan State from 1995-97
Mother, Lynette, ran track for the Spartans

SENIOR • OL • TASHAWN MANNING

- During his senior year of high school, was diagnosed with acute promyelocytic leukemia ... After eight months of chemotherapy, he was declared cancer-free on July 10, 2016

FRESHMAN • OLB • NOAH MATTHEWS

- Mom, Christel, threw the discus at Delaware State from 1992-96

SENIOR • LS • JORDAN MORROW

- Dad, Jeff, played football at Kent State and is the current director of player personnel for the Carolina Panthers

SENIOR • ILB • WILL NALTY

- Dad, Donald, played football at Tulane from 1982-86

JUNIOR • DT • OCTAVIOUS OXENDINE

- Dad, Kirk, is a retired U.S. Army Sergeant First Class

SOPHOMORE • OL • LUCAS PADGETT

- Father, Scott, played basketball at Kentucky from 1995-99, helping the Wildcats advance to two Final Fours, including a national title in 1998 ... Went on to play eight years in the pros ... Mom, Cynthia, was a four-year letter winner on UK's volleyball team from 1994-97 ... Older brother, Logan, currently plays basketball at Manhattan College

JUNIOR • LS • CLAY PERRY

- Father, Matthew, played football at Western Kentucky; uncle, Mark Perry, played football at Northwestern; uncle, Todd Perry, is a former Wildcat who played from 1988-92 and went on to an 11-year career in the NFL with the Chicago Bears (eight years) and the Miami Dolphins (three years) as a guard

SOPHOMORE • DB • ANDRU PHILLIPS

- Father, Carlos, played linebacker at Kentucky under Jerry Claiborne; mom, LaTonya, was a standout athlete at Danville High School; brother, C.J., played football at Morehead State in 2015

FRESHMAN • DB • BRADY PIERCE

- Father, Chris, was a punter/kicker at Southern Miss (1994-96); mother, Andrea, was a softball player (second base) at Notre Dame (1992-96); Brother, Andrew, is currently a defensive back at Mount St. Joseph

R-FRESHMAN • OL • PAUL RODRIGUEZ

- Mother, Wendy, played softball and basketball at Davis & Elkins College from 1985-89

SENIOR • K • MATT RUFFOLO

- Graduated in 2022 with his MBA and is working on a second master's degree in finance
Nicknamed the "spicy Italian meatball"

FRESHMAN • K • JACKSON SMITH

- Son of former Wildcat punter Andy Smith (1997-99), an All-SEC punter whose 42.7-yard average in 1999 was, at the time, the third-best single-season mark in school history

SENIOR • DB • KEIDRON SMITH

- Mother, Deirdre, played basketball at UCF; father, Alonzo, played basketball at Savannah

BURTON ELECTED TO UK ATHLETICS HOF

The University of Kentucky Athletics Hall of Fame Class of 2022 was announced in July, with Jim Andrews (men's basketball), Derek Bryant (baseball), Dezerea Bryant (women's track and field), Keenan Burton (football), Mike Lyden (swimming and diving) and Kelsey Nunley-Moore (softball) chosen for induction.

The new Hall of Famers will be inducted during Hall of Fame Weekend on November 10-12.

KEENAN BURTON, FOOTBALL, 2003-07

Great pass receiver and kickoff returner who also won awards for his outstanding character ... Finished his career fourth in school history in pass receptions (189), second in UK history for receiving yardage (2,376) and TD catches (25) ... Three-year All-SEC honoree, including first-team honors as a junior ... Led UK in pass receiving as a junior and senior as the Wildcats posted consecutive wins in the 2006 and '07 Music City Bowls ... Set UK career record for kickoff return average (25.6-yard average, min. 50 returns) ... Named to the UK Athletics Society of Character, the SEC Community Service Team and the SEC Academic Honor Roll ... Played two years in the NFL before sustaining a career-ending injury.

- That has helped Kentucky give up just seven touchdowns through five games this season, which is the third-fewest in the league and the 14th fewest in the nation.
Learn & Adjust: The Wildcats gave up two rushing touchdowns in the first quarter at the-No. 14/11 Rebels on Oct. 1, a team that was third in the nation and first in the league in rushing touchdowns at the time, but Kentucky held Ole Miss from a rushing touchdown for the remaining 46 minutes of the game.

Fewest Touchdowns Allowed in the SEC

Table with 4 columns: Team, Touchdowns, Team, Touchdowns. Rows include Georgia (4), Alabama (5), Ole Miss (7), KENTUCKY (7), Tennessee (9), LSU (9), Texas A&M (10), Auburn (13), Miss. State (14), Missouri (14), Florida (16), S. Carolina (18), Arkansas (20), Vanderbilt (22).

"IT'S INTERCEPTED!"

- UK is tied for the third-most interceptions in the SEC since 2020, and is tied for the third-most interceptions in the league this season with four. In fact, since the beginning of the 2020 season, Kentucky is tied with Pittsburgh for the most interception returns for a touchdown (7) among FBS programs.

Most Interceptions by SEC Teams Since 2020

Table with 2 columns: Team, Interceptions. Rows include Georgia (31), S. Carolina (30), KENTUCKY (29), Arkansas (29), Alabama (28), Miss. State (28).

VALENTINE'S DAY SEASON

- Junior defensive back Carrington Valentine is tied for eighth in the nation with eight defended passes, thanks to one interception against Youngstown State and seven pass breakups through five games this season.
In fact, he had a career-high three pass breakups in UK's win at then-No. 12/19 UF.
He is the only player in the SEC with as many defended passes, while he is tied with Kool-Aid McKinstry of Alabama for the league-lead in pass breakups (7).



IT'S HIP TO BE SQUARE

- Senior inside linebacker DeAndre Square has been named one of the 51 players on the watch list for the Butkus Award, given to the nation's top linebacker since 1985. The watch list features 51 linebackers, mirroring the legendary "51" pro jersey associated with the award's namesake, Dick Butkus, who was recognized by NFL Films as the best defensive player in football history. The Butkus Award is focused on recognizing linebackers who consistently play off the ball on their feet in a two-point stance in traditional form.
- He started the season opener against Miami (Ohio) on Sept. 3, marking his fourth straight start in a season opener. He became the first Wildcat to do so since tight end C.J. Conrad in 2015-18. He became the first defensive Wildcat to do so since cornerback Trevard Lindley in 2006-09. He led the Wildcats in tackles in the opener with seven stops.
- Square is second on the team in tackles with 32 and needs 24 stops to reach 300 in his career.

PRICE IS WRIGHT

- Kentucky super senior outside linebacker Jordan Wright made an instant impact on the field in his first outing of the season against then-No. 12/19 Florida, his home-state school.
- He earned SEC co-Defensive Player of the Week for his work, which included:
 - Made a game-changing interception while totaling six tackles, a quarterback sack, another tackle for loss, and caused a fumble.
 - With Kentucky trailing 16-7 late in the second quarter, he made a spectacular one-handed interception and returned it to the Florida six-yard line, setting up a UK touchdown that swung the momentum in favor of the Wildcats.
 - From that point, UK limited Florida to no points, five first downs and 91 total yards in the second half; it was the first time UF had been shut out in the second half since 2017.
 - In the third quarter, stopped a possession with an eight-yard sack, forcing a punt.
 - Also credited with a five-yard tackle for loss and a caused fumble.

DEBUT IN BLUE

- Kentucky had 15 players make their debut in blue and white in the season opener against Miami (Ohio) on Sept. 3, eight of whom are true freshmen: DB Alex Afari Jr., WR Barion Brown, DB Zion Childress (soph.), DL Tomiwa Durojaiye, LB Tyreese Fearbry, DB Maxwell Hairston (RS fr.), QB Deuce Hogan (soph.), RB Ramon Jefferson (sr.), WR Dane Key, OL Tashawn Manning (sr.), LB Noah Matthews, WR Tayvion Robinson (sr.), DB Keidron Smith (sr.), LB Keaten Wade and DT Deone Walker.

CATS IN THE NATIONAL POLLS

- Kentucky is ranked No. 13 in both the Associated Press poll and the USA Today/Coaches poll, falling seven spots this week in the AP poll and six spots in the coaches' poll.
- The Wildcats were previously ranked in the top 10 in both the Associated Press poll (7th) and coaches' poll (8th) for the third straight week, climbing one spot in each poll over that stretch.
 - Kentucky hadn't been ranked in the top 10 in three straight weeks in the AP poll since Nov. 14, 1977 (7th), Nov. 21, 1977 (7th) and Nov. 28, 1977 (7th), while this was the first instance of being ranked in the top 10 in even just two consecutive weeks in the coaches' poll.
- Kentucky moved into the top 10 and remained there from the Sept. 11 - Oct. 2. The Wildcats were tabbed No. 9 in the AP poll and No. 10 in the AFCA Coaches' poll, jumping 11 and 10 spots, respectively, from its placement in the polls the week before.
 - It marked UK's first top-10 ranking in the AP poll since Oct. 14, 2007 (No. 8) when the Wildcats were 6-1, and the 26th time in program history.
 - It marked UK's first top-10 ranking in the coaches poll since Sept. 30, 2007 (No. 8) when the Wildcats were 5-0, and only the second time in program history.
- For the first time in school history, Kentucky was ranked in both national preseason polls, coming in at 20 in the AP poll and 21 in the USA TODAY Sports AFCA Coaches Poll.
- Kentucky ended the 2021 season ranked No. 15 in the USA Today Coaches poll and No. 18 in the AP poll.

2022 CAT SCRATCHES

State; sister, Kaylon, is currently a senior forward on the Vanderbilt women's basketball team

FRESHMAN • WR • JOSH TERRELL

- Father, Scott, was a receiver at Howard Payne University

SOPHOMORE • ILB • MARTEZ THROWER

- Sister, Tionne Wallace, is a Private First Class in the U.S. Army

JUNIOR • S • VITO TISDALE

- Son of "Big V" the co-founder and former member of the Southern rap quartet from Louisville, Kentucky, Nappy Roots

JUNIOR • DB • CARRINGTON VALENTINE

- Sister, Shala, played basketball at UMass Lowell and brother, Jerrick, played soccer at Bellerme

SENIOR • FB • JACK VARGA

- Comes from a tennis family as dad, John, uncle Andrew Varga, uncles Paul and Andrew Varga, and aunt, Julie Hale, all played tennis at UK

SOPHOMORE • ILB • TREVIN WALLACE

- Uncle, Robert Bryanta, was a linebacker at Oklahoma from 2009-11

FRESHMAN • WR • BRANDON WHITE

- Timed as fast as 4.28 seconds in the 40-yard dash
- Mother, Jeanita, played basketball at Mississippi State, while dad, Ben, was a running back at Mississippi State

JUNIOR • OLB • J.J. WEAVER

- Has six functioning fingers on his right hand
- Got custom gloves made to fit his hand
- Played high school football in Louisville but grew up in Broward County, Florida

SOPHOMORE • OLB • JAI WILLIAMS

- Father, James, also known as "Big Cat," played 12 seasons (1991-2002), mostly as an offensive tackle, with the Chicago Bears and is known as one of the "100 Greatest Bears of All-Time"

SENIOR • C • QUINTIN WILSON

- Graduated in December of 2020 with a degree in management ... Completed his bachelor's degree in two and one-half years with the help of advanced placement credits earned in high school ... Earned his MBA in 2022 and is currently working on a second master's degree in sport leadership
- Didn't start playing football until his freshman year of high school

R-FRESHMAN • OL • DAVID WOHLABAUGH JR.

- Father, Dave, played at Syracuse and went on to a nine-year NFL career with New England (1995-98), Cleveland (1999-2002) and St. Louis (2003) ... Also a member of the 1995 All-Rookie Team, played in the 1997 Super Bowl, and started all 128 games of his NFL career ... Teammate with former Kentucky quarterback Tim Couch with the Cleveland Browns
- Brother, Jack, was center at Duke from 2018-21.
- Played hockey (defense) as a young child until his sophomore year of high school

R-FRESHMAN • RB • LA'VELL WRIGHT

- Has a pet lizard, Dash

SENIOR • OLB • JORDAN WRIGHT

- Older sister, Kayla, played basketball at Nova Southeastern



HONORING THE CATS

Barion Brown

- SEC Special Teams Player of the Week (9/5)
- SEC co-Freshman of the Week (9/26)

Eli Cox

- UK Student-Athlete Advisory Committee
- SEC Football Leadership Council

Izayah Cummings

- UK Student-Athlete Advisory Committee

Colin Goodfellow

- Preseason Fourth-Team All-SEC (Phil Steele)

Kiyaunta Goodwin

- Preseason Freshman All-America (ESPN)

Kenneth Horsey

- Preseason Honorable mention All-America (PFN)
- Preseason Third-Team All-SEC (Media Days)

Dane Key

- SEC Freshman of the Week (9/12)

Will Levis

- Preseason Third-Team All-SEC (Media Days)
- Preseason Third-Team All-SEC (Coaches)

Tayvion Robinson

- Preseason Second-Team All-SEC, PR (Phil Steele)
- Third-Team All-SEC, WR (Phil Steele)

Chris Rodriguez Jr.

- Preseason Second-Team All-America (Phil Steele)
- Preseason First-Team All-SEC (Coaches)
- Preseason First-Team All-SEC (Phil Steele)
- Preseason Second-Team All-SEC (Media Days)

Justin Rogers

- Preseason Fourth-Team All-SEC (Phil Steele)

Matt Ruffolo

- Lou Groza Award Stars of the Week (9/7)

DeAndre Square

- Preseason Third-Team All-SEC (Phil Steele)

Carrington Valentine

- UK Student-Athlete Advisory Committee

Deone Walker

- Preseason Freshman All-America (247 Sports, On3.com)

J.J. Weaver

- Preseason Third-Team All-SEC (Phil Steele)

Jordan Wright

- SEC co-Defensive Player of the Week (9/12)

- It marked just the second time since 1984 the Cats were ranked in the AP's final poll of the season. In 2018, the Cats finished 11th.
- The Cats spent nine weeks in the Coaches Poll and eight in the AP Poll in 2021.
- Kentucky entered the AP Top 25 on Oct. 3, coming in at No. 16, advancing to No. 11 after the win over LSU ... It marked the highest AP ranking for UK since Oct. 28, 2018, when the Cats were No. 11 after a 7-1 start. The Cats also have been as high as No. 11 in the USA Today Coaches Poll, their highest ranking since ending the 2018 season at No. 11.

ON THE UP & UP...

- Kentucky finished the 2021 season 10-3 for the first time since 2018 and just the fourth time in school history.
- Kentucky went 5-3 in the SEC and finished in second place in the SEC Eastern Division.
- It is the first time since the league split into divisions in 1992 that UK ended the season in sole possession of second place of the East.
- UK also finished in a tie for second in the division on two other occasions (2016, 2018).
- All three second-place East finishes have been in the last six seasons under Mark Stoops.
- It also marked just the second time since 1977 that UK posted a winning record in league play (2018, 2021).

IN GOOD COMPANY

- Kentucky is tied with Texas A&M for the fifth-most wins in the SEC since 2018.

Total Wins (2018-present)

| | | | |
|-------------|----|----------------------|----|
| 1. Alabama | 56 | 8. Mississippi State | 29 |
| 2. Georgia | 50 | Ole Miss | 29 |
| 3. LSU | 40 | 10. Missouri | 27 |
| 4. Florida | 38 | Tennessee | 27 |
| 5. KENTUCKY | 37 | 12. South Carolina | 22 |
| Texas A&M | 37 | 13. Arkansas | 19 |
| 7. Auburn | 32 | 14. Vanderbilt | 13 |

KENTUCKY'S YOUNGSTOWN BOYS

- A neighbor of Pittsburgh, a.k.a. Steel City USA, Youngstown, Ohio, has a reputation as a blue collar community defined by hard work and relationships forged over generations that are stronger than steel. Kentucky's football program is, in many ways, defined by that bond as it creates a southern alumni club from Youngstown, the hometown of head coach Mark Stoops and his brother Mike Stoops and several other key members of the program. Below is a list of staffers and players from Youngstown:
- **Mark Stoops** - Head Coach (Cardinal Mooney), **Mike Stoops** - Inside Linebackers Coach (Cardinal Mooney), **Vince Marrow** - Recruiting Coord./Tight Ends (Cardinal Mooney), **Frank Buffano** - Safeties (Cardinal Mooney), **Courtney Love** - Grad Assistant (Cardinal Mooney), **Luke Fulton** - Junior, inside linebacker (Cardinal Mooney) and **Sean O'Horo** - freshman, running back (Boardman).

UK TAKES ADVANTAGE OF NCAA TRANSFER PORTAL WITH 10 ADDITIONS

- Head coach Mark Stoops took advantage of the NCAA Transfer Portal to fulfill needs in key positions for the 2022 season and beyond, welcoming 10 new Wildcats to the program this season:
 - Dee Beckwith - So., WR - Tennessee
 - Zion Childress - So., DB - Texas State
 - Londyn Craft - Sr., DB - Mississippi State
 - Darrion Henry-Young - So., DL - Ohio State
 - Deuce Hogan - So., QB - Iowa
 - Ramon Jefferson - Sr., RB - Sam Houston State
 - Tashawn Manning - Sr., OL - Auburn
 - Jordan Robinson - So., DB - Livingstone College



- Tayvion Robinson, Sr., WR - Virginia Tech
- Keidron Smith, Sr., DB - Ole Miss

SIMPLY STOOPS-ENDOUS

UK head coach Mark Stoops has proven to be an excellent hire, turning around a struggling program and making him the first UK coach to lead the program to a sixth consecutive bowl appearance. He also has erased a number of the long-standing hurdles and streaks in the program’s history. A partial accounting of Stoops’ achievements features:

- 37 wins in the last four-plus seasons, tied for fifth in the SEC and 14th among Power Five programs
- Winning the season finale (and regular-season finale) four years in a row for the first time since 1898-1901
- Since 2016, a 20-8 record (71.4%) in games decided by seven points or less
- First top-10 ranking in each the Associated Press poll and the coaches’ poll since 2007 (Sept. 11, 2022)
- First consecutive top-10 rankings in each poll since 1977 (Sept. 18, 2022)
- First home win over Florida since 1986, also marking the first win over an Associated Press top 10-ranked opponent since 2010 (2021)
- First win at Tennessee since 1984 (2020)
- First New Year’s Day Bowl win since 1951 (2018 season)
- First 10-win season since 1977 (2018)
- First SEC Coach of the Year since 1983 (2018)
- First final poll ranking since 1984 (2018)
- First bowl win since 2008 (2018 season)
- First win vs. Florida since 1986 (2018)
- First bowl appearance since 2010 (2016)
- Stoops started his tenure 12-24 (2013-15), but has gone an impressive 51-30 (.628) since that time (2016-present). Overall, Stoops is now 63-54 at Kentucky, surpassing Paul “Bear” Bryant’s 60 victories to set a new school record.
- Off the field, Stoops is a staunch supporter of the Kentucky Children’s Hospital, helping raise more than \$500,000 annually for the kids.
- Kentucky’s football team has fared well academically under Stoops, as each year UK’s football score in the NCAA Academic Progress Rate has been well above the benchmark of 930.

Kentucky Before / After Mark Stoops

| | 1881-12 | 2013-Pr. |
|---------------------------|---------|----------|
| Win Pct. | 49.9% | 53.8% |
| 1st / 2nd Rd. Draft Picks | 11* | 7 |
| Bowl Games | 15 | 6 |

*Modern draft era (1970-2012)

Most Career Wins By A Head Coach, School History

1. 63 Mark Stoops (2013-Present)
2. 60 Paul “Bear” Bryant (1946-53)
3. 47 Fran Curci (1973-81)
4. 41 Jerry Claiborne (1982-89)
- 41 Blanton Collier (1954-61)

Most Career SEC Wins By A Head Coach, School History

1. 30 Mark Stoops (2013-Present)
2. 25 Fran Curci (1973-1981)
3. 22 Paul “Bear” Bryant (1946-53)

COUCH ON THE BALLOT



Former Kentucky quarterback Tim Couch has been named to the 2023 ballot for induction into the College Football Hall of Fame, the National Football Foundation (NFF) & College Hall of Fame announced. Couch is one of 80 players and nine coaches from the Football Bowl Subdivision and 96 players and 33 coaches from the divisional ranks.

A storied name of the Kentucky program, Couch, was the team’s quarterback from 1996-98. After giving up his senior season of eligibility, he was drafted as the No. 1 pick by Cleveland in the 1999 NFL Draft. In 1998, the junior quarterback was named a first-team All-American and consensus Southeastern Conference Player of the Year. Couch completed 400 of 553 passes for 4,275 yards and 36 touchdowns and led the nation in pass completions while ranked second in completion percentage, passing yardage and touchdown passes, and fourth in total offense. After guiding the Wildcats to the Outback Bowl, UK’s first New Year’s Day bowl appearance in 47 years, Couch finished fourth in Heisman Trophy balloting. He was also a finalist for the Davey O’Brien National Quarterback Award as a junior and sophomore. His breakout sophomore campaign featured 363 of 547 passes completed for 3,884 yards and 37 touchdowns while leading the nation in pass attempts, completions, yardage, and completion percentage. Also during his sophomore year, Couch earned second-team All-SEC honors and finished ninth in Heisman voting. He played in seven games as a true freshman, with two starts. Career wise, Couch completed 795 passes on 1,184 attempts for 8,435 yards and 74 touchdowns. The legend ended his career with seven NCAA records, 14 SEC records, and 26 school records.

Couch, also a standout at Leslie County High School in Hyden, Kentucky, was inducted into the National Federation of State High School Associations (NFHS) National High School Hall of Fame in 2021.



CATS IN THE PROS

A total of 25 former Kentucky Wildcats are currently on National Football League rosters or practice squads with additional players in the CFL. Here is the list, along with their years at UK (as of September 2, 2022): (*practice squad)

Atlanta Falcons

Josh Ali, WR (2017-2021)^

Carolina Panthers

Phil Hoskins, DT (2017-18, 2020)
Marquan McCall, DT (2018-21)

Cincinnati Bengals

Yusuf Corker, S (2018-21)^

Dallas Cowboys

Quinton Bohanna, NT (2017-20)
Kelvin Joseph, DB (2020)

Detroit Lions

Josh Paschal, DE (2017-21)
Logan Stenberg, OG (2016-19)

Green Bay Packers

Randall Cobb, WR (2008-10)

Jacksonville Jaguars

Josh Allen, DE/LB (2015-18)
Luke Fortner, C (2017-21)

Kansas City Chiefs

Darian Kinnard, OT (2018-21)

Minnesota Vikings

Za'Darius Smith, OLB (2013-14)

New England Patriots

Lynn Bowden Jr., WR (2017-19)^

New Orleans Saints

Landon Young, OT (2016-17, 19-20)

New York Giants

Wan'Dale Robinson, WR (2021)

New York Jets

Brandin Echols, CB (2019-20)

Pittsburgh Steelers

Benny Snell Jr., RB (2016-18)
Justin Rigg, TE (2016-21)^

Seattle Seahawks

Quandre Mosely, DB (2019-2021)^

Tampa Bay Buccaneers

Mike Edwards, S (2015-2018)

Tennessee Titans

Bud Dupree, OLB (2011-14)
Lonnie Johnson Jr., CB (2017-18)

Washington Commanders

Jamin Davis, ILB (2018-20)
Jon Toth, OC (2013-16)^

OTHER CATS IN NFL ROLES

Assistant General Manager, Las Vegas Raiders
Champ Kelly, WR/DB (1998-2001)

San Francisco 49ers, Director of Player Engagement
Austin Moss, DE (2006-09)

CATS IN THE CFL

Derrick Baity Jr. (EDM) and Micah Johnson (HAM)



Most Career Home Wins By A Head Coach, School History

- 1. 44 Mark Stoops (2013-present)
2. 33 Paul Bryant (1946-53)
3. 32 Jerry Claiborne (1982-89)

Most Wins by an Active FBS Coach - All at The Same School

- 1. 155 Dabo Swinney Clemson
2. 153 Mike Gundy Oklahoma St.
3. 148 Kyle Whittingham Utah
4. 115 Troy Calhoun Air Force
5. 110 Pat Fitzgerald Northwestern
6. 105 Ken Niumatalolo Navy
7. 103 Rick Stockstill Middle Tenn.
8. 94 David Shaw Stanford
9. 71 Kirby Smart Georgia
10. 63 Mark Stoops Kentucky

STOOPS NAMED HONORARY COACH OF ALLSTATE AFCA GOOD WORKS TEAM

- Head coach Mark Stoops, who has helped raise more than \$2 million for the Kentucky Children's Hospital, was named the honorary head coach of the 2022 Allstate American Football Coaches Association (AFCA) Good Works Team.
• Stoops has a passion for helping children and you can see that in the countless number of community service projects he has worked on in his 10 seasons at Kentucky.
• Each July, Stoops spearheads a fundraiser called "Coaches for the Kids" which raises money for the Kentucky Children's Hospital. Since 2013, the event has raised over \$2 million. The event was originally started by former head coach Rich Brooks and Stoops has worked tirelessly to make sure the event has grown and continues to raise money for the children's hospital.
• In March of 2022, Coach Stoops and the Coaches for the Kids Foundation presented funds totaling \$1.15M for projects at Kentucky Children's Hospital. This gift will fund three projects:

>> Zero Suicide Academy is a training program for providers and staff to effectively identify individuals with suicide risk through screenings for patients at every visit. Training has begun for all KCH clinical and non-clinical staff.

>> LOCUS home monitoring technology for medically complex infants. This system is a bridge to health for infants discharged home between surgeries and at high risk for mortality. For families that may not have access to medical facilities in their home county, LOCUS provides them with a safe, accurate and user-friendly technology to monitor their children at home between visits, drastically reducing fatalities among these patients.

>> In combination with generous gifts from other donors, the CFTK Foundation will support the purchase and operation of a mobile clinic to serve pediatric patients in rural areas of Kentucky. The mobile will have the capacity to see up to 1,100 patients per year in pediatric cardiology, hemophilia/blood disorders, high BMI and adolescent mental health. The unit can also serve as a primary pediatric service with the ability to complete routine well visits and sports and school physicals.

- The SEC leads all conferences with 82 selections to the Allstate AFCA Good Works Team since it began in 1992. Georgia is in first place with 22 honorees, while Kentucky follows with 17 honorees.

GOODFELLOW SEMIFINALIST FOR WILLIAM V. CAMPBELL TROPHY

- Punter Colin Goodfellow was named one of 156 semifinalists for the National Football Foundation & College Hall of Fame (NFF) 2022 William V. Campbell Trophy, college football's premier scholar-athlete award.
• Celebrating its 33rd year, the Campbell Trophy recognizes an individual as the absolute best football scholar-athlete in the nation for his combined academic success, football performance and exemplary leadership.



RUNNING WILD

A.J. ROSE, CHRIS RODRIGUEZ JR., BENNY SNELL JR. AND STANLEY "BOOM" WILLIAMS

THE QUARTET HAS PUT ITS STAMP ON KENTUCKY FOOTBALL OVER THE PAST EIGHT SEASONS, TURNING THE PROGRAM INTO "RUNNING BACK U" AS COACH MARK STOOPS HAS CREATED A PHYSICAL, AGGRESSIVE IDENTITY IN LEXINGTON. HELPED BY THE "BIG BLUE WALL" THE FOUR RUNNING BACKS ALL RANK IN THE TOP 11 IN CAREER RUSHING AT KENTUCKY, HAVING CHURNED OUT MORE THAN 11,000 YARDS AND SCORED 106 TOUCHDOWNS ON THE GROUND THROUGH

- Goodfellow, excels in every facet of being a student-athlete. In the classroom, the Cleveland native graduated summa cum laude in May of 2021 with a nursing degree and is currently working on a second degree in kinesiology and health promotion. He was named a second-team College Sports Information Directors of America (CoSIDA) Academic All-American in 2021 and is a four-time SEC Fall Academic Honor Roll member (2018-21). He also is five-time member of the Dean's List.
- Goodfellow has been very active in the community during his time as a Wildcat, most recently co-founding, along with teammate and kicker Matt Ruffolo, a fundraiser called "Kicks for Kids." The duo created the fundraiser with a goal of raising \$25K to donate to Kentucky Children's Hospital's Child Life Program in celebration of the Hospital's 25th anniversary. The Child Life Program provides essential support and coping services for pediatric patients and their families who are seeking care at the hospital. The child life specialists incorporate play into a patient's hospital stay to help the child understand a medical procedure on their level or take their mind off of the difficult situations they are facing. "Kicks for Kids" launched in early September.
- He also has volunteered with God's Pantry by picking up and delivering crates of food, has helped make blankets for Project Linus-Home, a non-profit organization which provides handmade blankets to children in need, and he has volunteered to help young nursing students work on their first aid skills.
- On the field, he emerged as one of the nation's top punters in 2021, averaging 45.9 yards per kick, which ranked the second-highest average for a season in school history. This season, he is currently on the watch list for the Ray Guy Award, given to the nation's top punter. In five games, has 15 punts for 631 yards, averaging 42.1 yards per punt.

ON THE WATCH LISTS

Brenden Bates

- Reese's Senior Bowl

Eli Cox

- Outland Trophy

Jalen Geiger

- Allstate AFCA Good Works Team
- Wuerffel Trophy

Colin Goodfellow

- Ray Guy Award
- William V. Campbell Trophy Semifinalist

Kenneth Horsey

- Reese's Senior Bowl

Jacquez Jones

- Reese's Senior Bowl

Will Levis

- Davey O'Brien Award
- Manning Award
- Maxwell Trophy
- Walter Camp Player of the Year
- CFPA National Performer of the Year
- Reese's Senior Bowl
- Johnny Unitas Golden Arm Top 25

Tashawn Manning

- Reese's Senior Bowl

Tayvion Robinson

- Reese's Senior Bowl

Chris Rodriguez Jr.

- Maxwell Trophy
- Walter Camp Player of the Year
- Reese's Senior Bowl

DeAndre Square

- Butkus Award
- Reese's Senior Bowl

Keaton Upshaw

- Reese's Senior Bowl

J.J. Weaver

- Lott IMPACT Award

Jordan Wright

- Reese's Senior Bowl



WE'RE GOING STREAKIN'

Kentucky's victory over Miami (Ohio) in the season opener extended its non-conference winning streak to 19 games, the longest active streak in FBS. UK's next non-conference tilt is Nov. 26 vs. Louisville.

| Streak | Last Non-Conf. Loss |
|---------------|--------------------------------|
| 19 - Kentucky | Dec. 29, 2017 vs. Northwestern |

UK also is tied for the longest active bowl winning streak with four straight victories:

| Streak | Team |
|--------|------------------|
| 4 | Kentucky, Texas* |

(*Texas did not appear in a bowl game following the 2021 season)

2022 TEAM CAPTAINS

Seven Wildcats – including six seniors – were voted as team captains for the 2022 football campaign. Senior linebacker DeAndre Square joins former Wildcat Josh Paschal (2019-21) as the only players in school history to be elected team captain three straight seasons. Along with Square, the team's permanent season captains include returning captains Will Levis, Christopher Rodriguez Jr., and first-time captains Kenneth Horsey, Jacquez Jones, J.J. Weaver and Jordan Wright. Game captains will be decided on a week-by-week basis. They are listed below.

| | |
|----------------------|--|
| vs. Miami (OH) | Kenneth Horsey, Jacquez Jones, Will Levis, DeAndre Square |
| at Florida | Kenneth Horsey, Will Levis, DeAndre Square and Jordan Wright |
| vs. Youngstown State | Jacquez Jones, Will Levis, DeAndre Square, J.J. Weaver |
| vs. NIU | Kenneth Horsey, Will Levis, DeAndre Square, Jordan Wright |
| at Ole Miss | Jacquez Jones, Will Levis, Chris Rodriguez Jr., DeAndre Square |
| vs. South Carolina | TBA |
| vs. Miss. State | TBA |
| at Tennessee | TBA |
| at Missouri | TBA |
| vs. Vanderbilt | TBA |
| vs. Georgia | TBA |
| vs. Louisville | TBA |

GEIGER ON WUERFFEL TROPHY WATCH LIST

- Junior defensive back Jalen Geiger is on the 2022 Wuerffel Trophy watch list for his community service work.
- Geiger, a product of Columbia, South Carolina, grew up in a military family as his dad, Tony, was a Chief Warrant Officer (CW3) in the United States Army for 21 years with five combat deployments, while his mom, Ramona, retired as a First Sergeant (E-8) after 25 years of service with three combat deployments in the Army. Due to his parents' military service, Jalen attended six different schools from kindergarten through 12th grade. He knows a thing or two about what it feels like to be the new kid in class and how hard it can be to make new friends. Because of his background, Jalen has a passion for helping elementary school-age kids so they don't feel alone and he uses his platform as a football player to help kids in need. In 2021, he found a mentorship opportunity at Liberty Elementary in Lexington, Kentucky. He visited the school on several occasions, playing with the kids and talking to them about learning and trusting their teachers. He will continue that work in 2022 with plans to talk more to the kids about anti-bullying and being kind to one another
- When asked by the principal about working hard for Coach Stoops, he said, "He (Jalen) works hard because Coach Stoops believes in him and knows what he is capable of accomplishing. He related it back to trusting your teachers and working hard for them because they want you to be your best. Jalen is quiet in nature, but what he says really resonates with my students."
- Other community service events Jalen has volunteered for include: Real Men Read (2021) – Volunteered to read to a group of first graders at Yates Elementary three times during the season; Citrus Bowl Volunteer Project (2021) – Volunteered to mentor children in the Orlando area at an amusement park ... Paired up with one of the students and began a friendship with him and talked to him about the importance of school because he was not doing well in the classroom; God's Pantry (2020) - Volunteered to pack food bags for food insecurity elementary students in the Lexington area to take home for the weekends; Lighthouse Ministries (2020) – Volunteered to prepare, clean and serve meals to the homeless; Belk Bowl Volunteer Project (2020) – Volunteered to pack food bags for people in the Charlotte area with food and/or home insecurities in the community.
- On the field, the 6-foot-1, 197-pounder, played in all 13 games last season with two starting assignments. He totaled 18 tackles, a tackle for loss, a quarterback hurry, a pass breakup and an interception for a touchdown.
- In 2022, he recorded a combined seven tackles, including three solo tackles, before he was carted off after a blindside block in the second game of the season at Florida on Sept. 10. He will miss the remainder of the season.





J.J. WEAVER IS MAKING AN "IMPACT"

- Junior outside linebacker J.J. Weaver is one of 42 candidates on the 2022 Lott IMPACT Trophy Watch List, the only major college football award that considers character.
- Named after NFL Hall of Famer Ronnie Lott, The Lott Trophy annually goes to the Defensive IMPACT Player of the Year, a player who has had the biggest impact on his team both on and off the field. IMPACT stands for Integrity, Maturity, Performance, Academics, Community and Tenacity, all characteristics exhibited by Lott during his illustrious playing career.
- In 2021, Weaver earned six starting assignments and totaled 34 tackles, 10.0 tackles for loss (second on the team), a team-high 6.0 sacks, four quarterback hurries, two interceptions, one forced fumble and one pass breakups. He was named third-team All-SEC by Phil Steele.
- He was having a breakout freshman campaign in 2020 with 33.5 tackles and 6.5 tackles for a loss through nine games of the 2020 season when he suffered a torn anterior cruciate ligament in his right knee at Florida. Despite missing the final two games, he still earned All-SEC Freshman Team honors. That injury was just one part of a very difficult year for Weaver, who also lost his father to homicide and then in the fall of 2021 lost his beloved high school coach, Rob Reader, to liver cancer. As a result, his challenging off-season included both the rehabilitation of his knee and undergoing counseling to deal with his grief. Both were successful as he returned to the field with a strong knee and a clear mind. He was named the Mayo Clinic Comeback Player of the Year Award and was a Capital One Orange Bowl Courage Award nominee in 2021 because of his resolve on and off the field.
- Another interesting note about Weaver is that he has polydactyly, a condition in which a person has more than five fingers or toes on one, or on each, hand or foot. Weaver plays with six functioning fingers on his right hand. He now not only uses his platform to speak to elementary school kids on the importance of mental health but also how to embrace being different.

SMARTY CATS

- UK currently boasts 16 players on its current roster who have earned an undergraduate degree:
 - Brenden Bates – Consumer Economics & Family Financial Counseling
 - Tyrell Ajjan - Family Science, Minor – Coaching
 - Eli Cox - Integrated Strategic Communication, Minor – Business
 - Londyn Craft (Mississippi State) - Youth Development and Family Studies
 - Colin Goodfellow- Nursing
 - Kenneth Horsey - Communication
 - Ramon Jefferson (Sam Houston State) - Humanities and Social Sciences
 - Will Levis (Penn State) - Finance
 - Tashawn Manning (Auburn) - Interdisciplinary Studies
 - Will Nalty - Marketing and Management
 - Chris Rodriguez Jr. – Community Leadership & Development
 - Matt Ruffolo – Master’s of Business Administration
 - Keidron Smith (Ole Miss)- Finance
 - Keaton Upshaw – Community Leadership & Development
 - Quintin Smith – Master’s of Business Administration;
 - Jordan Wright – Community Leadership & Development.
- A total of 15 players are on track to graduate or earn a second degree in December of 2022: Alex Bascom – Business Administration; Richard Bascom –Business Administration; Taj Dodson – Communication; Cade Degraw – Management; Justice Dingle – Communication; Braxton Eiserman – Art Studio; Jeremy Flax – Community Leadership & Development; DeMarcus Harris – Communication; Jacquez Jones – Sociology; Will Levis – Master’s in Finance; Rahsaan Lewis – Community Leadership & Development; Tashawn Manning – Sport Communication, Minor – Coaching; Kavosiey Smoke – Community Leadership & Development; DeAndre Square – Health Promotion; Dillon Wheatley – Agricultural Economics.
- Five players are currently working on a master’s degree: Will Levis - master’s in finance; Kenneth Horsey – master’s in social work; William Nalty – master’s in sport leadership; Matt Ruffolo – already graduated with his MBA; working on a second master’s degree in finance;

2023 SCHEDULE

| DATE | OPPONENT |
|----------|-----------------------|
| Sept. 2 | BALL STATE |
| Sept. 9 | EASTERN KENTUCKY |
| Sept. 16 | AKRON |
| Sept. 23 | at Vanderbilt* |
| Sept. 30 | FLORIDA* |
| Oct. 7 | at Georgia* |
| Oct. 14 | MISSOURI* |
| Oct. 21 | Open |
| Oct. 28 | TENNESSEE* |
| Nov. 4 | at Mississippi State* |
| Nov. 11 | ALABAMA* |
| Nov. 18 | at South Carolina* |
| Nov. 25 | at Louisville |

*SEC game



Quintin Wilson – already graduated with his MBA; working on a second master’s degree in sport leadership.

LET’S GO KROGER-ING

- Overall, Kentucky is 180-138-4 (.566) all-time in Kroger Field, including 44-22 (.667) under Mark Stoops.
- Kentucky has won 11 of its past 12 games at Kroger Field.
- UK is 15-3 in its last 18 home night games.
- Since the beginning of 2018, the Cats have two ranked wins at home, including against No. 10 Florida (2021) and No. 14 Mississippi State (2018).

COACHING CHANGES

- Rich Scangarello was named Kentucky’s new offensive coordinator and quarterbacks coach on Feb. 25. Scangarello coached seven years in the NFL and 15 in the collegiate ranks. He arrived in Kentucky fresh off a run to the NFC Championship game with the San Francisco 49ers. He replaced Liam Coen who left to be the offensive coordinator for the Los Angeles Rams.
- Zach Yenser was named UK’s new offensive line coach on Feb. 22. He came to UK after three seasons with the 49ers. Prior to that, he spent three seasons at Kansas (2015-17) as the run game coordinator/offensive line coach and had coaching stints at Southern Methodist (2018), California (2013-14), Louisiana Tech (2010-12), Colquitt County High School (2009) and Henderson State (2008). He began his coaching career as a graduate assistant at his alma mater Troy University in 2007, working with special teams and the offensive lineman under former Wildcat and beloved UK assistant coach John Schlarman. He replaced Eric Wolford, who left to become the offensive line coach at Alabama.
- Mike Stoops was hired on Jan. 18, 2022 as Kentucky’s new inside linebackers coach. He came to UK after spending the 2021 season as the defensive coordinator and safeties coach at Florida Atlantic. Prior to that he spent two seasons (2019 and 2020) at Alabama as an analyst on Nick Saban’s staff, highlighted by the 2020 national championship. He also was the assistant head coach and defensive coordinator at Oklahoma from 2012-18 and was the head coach at Arizona from 2004-11. He had a first term at Oklahoma from 1999-2003, including the 2000 national championship season. He replaced Jon Sumrall, who left to become the head coach at Troy. Mike is the brother of head coach Mark Stoops. They coached together at Arizona as Mark served as defensive coordinator.

CATS IN THE NFL DRAFT

- Kentucky had four selections in the 2022 NFL Draft - Wan’Dale Robinson (2nd round, New York Giants, Josh Paschal (2nd, Detroit Lions), Luke Fortner (3rd, Jacksonville Jaguars) and Darian Kinnard (5th, Kansas City Chiefs).
- In total, 22 players have been drafted under head coach Mark Stoops since 2013, including 13 defensive players in Avery Williamson, Bud Dupree, Za’Darius Smith, Josh Forrest, Josh Allen, Lonnie Johnson, Mike Edwards, Jamin Davis, Kelvin Joseph, Quinton Bohanna, Brandin Echols and Josh Paschal.
- Kentucky has totaled four or more players selected in the first five rounds three times in school history, including twice in the last four years under Coach Mark Stoops - 2022, 2019 and 1966.

- Kentucky had 19 players make 2022 National Football League 53-man rosters, as announced before the start of the 2022 NFL season.

DID YOU KNOW?

- A picture of longevity, UK Equipment Manager **Tom Kalinowski** enters his 45th season in that role. He also was a student manager in 1974-77, marking his 49th year in UK football. He has worked more than 500 consecutive games.
- UK is one of only 10 schools that have won an NCAA men’s basketball championship while also having a claim on a national championship in football.
- UK is one of only seven universities in the U.S. that have programs in agriculture, engineering, law, medicine and pharmacy on a single campus.
- The Kentucky cheerleaders have won an unprecedented 24 national cheerleading championships at the annual Universal Cheerleaders Association championships.

A LOOK AHEAD

- Seven home games highlight the University of Kentucky’s football schedule in 2023.
- The Wildcats will begin the season with three straight home games at Kroger Field, which includes a visit from Eastern Kentucky.
- The schedule, which is a combination of four nonconference games and eight conference games, features home appointments against Ball State, Eastern Kentucky, Akron, Florida, Missouri, Tennessee and, for the first time since 2015, Alabama.
- The road trips include stops at Vanderbilt, Georgia, Mississippi State, South Carolina and Louisville.



2022 GAME REVIEWS

1

KENTUCKY 37, MIAMI (OHIO) 13

SEPT. 3, 2022 • LEXINGTON, KY. KROGER FIELD (61,139)



Quarterback Will Levis passed for 303 yards and three touchdowns as No. 20/21 Kentucky opened the 2022 season with a 37-13 win over Miami (Ohio) at Kroger Field.

Tayvion Robinson, playing in his first game as a Cat, caught six passes for 136 yards, while true freshman Dane Key caught four passes for 53 yards and his first career touchdown.

It was Key's classmate, Barion Brown, who electrified the crowd, and broke open the game, with a 100-yard kickoff return for a touchdown to begin the second half.

The UK defense allowed just 290 total yards in the game. DeAndre Square led UK with seven tackles, while another true freshman, Alex Afari, had six tackles, including one and a half tackles for loss and his first career sack.

Miami took the opening possession of the game, beginning at their own 25. The RedHawks got 43 yards passing from quarterback Brett Gabbert, driving deep into UK territory. Then, running back Tyre Shelton went off left tackle, broke through the UK secondary and scored, giving Miami the lead. Graham Nicholson added the point after and the RedHawks led 7-0 with 9:39 to play in the first quarter.

Kentucky took over and the Cats got a big play immediately. Levis connected with Robinson, who broke a couple of tackles on his way to a 45-yard gain on UK's first play from scrimmage. UK would get into the red zone when Levis connected with Key for a 19-yard gain, getting to the Miami six yard line. Two plays later, Levis hit tight end Brendan Bates with a touchdown pass in the front left corner of the end zone. Matt Ruffolo added the PAT and the game was tied 7-7 with 7:29 to play in the first period.

Miami would get one first down on its next possession before the UK defense forced a punt. Kentucky would take the ensuing possession and methodically march into Miami territory. The first period would come to an end with the game still tied 7-7 and the Cats on the Miami 25 yard line.

Kentucky would get into the Miami red zone early in the second. Then, on fourth and two from the Miami four yard line, Levis was intercepted by Miami's Eli Blakey. The RedHawks would take over on their own six with 12:36 left in the half.

The RedHawks could not take advantage of the turnover. Miami would have a third-and-four from their own 12 when Gabbert's pass was broken up by Carrington Valentine. Then, the RedHawks punt was partially blocked by UK's JJ Weaver, giving UK the ball at the Miami 32 with 11:08 left in the half.

Kentucky would get a big play on first down when Levis hit Key again, this time for a 17-yard completion. But the Cats' drive stalled and UK was forced to settle for a 34-yard Ruffolo field goal. The super senior converted it and the Cats led 10-7 with 9:22 to play in the half.

Miami responded with a scoring drive of its own. The RedHawks got into UK territory by covering 45 yards in just seven plays before the Cats came up with a defensive stop. That forced Miami into a 48-yard field goal that Nicholson converted, tying the game at 10-10 with 6:10 remaining in the half.

The next two possessions went three-and-out, one by each team. The Cats took over on their own 16 with 2:04 left in the half. The drive appeared to be going nowhere until Levis hit Robinson across the middle for a 41-yard gain. Levis then hit Kavosiey Smoke with a screen pass for a 10-yard gain, setting the Cats up at the Miami 19 with 19 seconds left in the half.

JuTahn McClain would rush for six yards on the next play, which was followed by a UK timeout with 14 seconds to play in the half. Levis and Robinson connected again on the next play, getting UK to the Miami seven with six seconds left on the clock. On the next play, Levis could not find an open receiver and threw the ball away. That set up another Ruffolo field goal attempt, this one from 25 yards, that the super senior nailed as time expired in the half with the Cats holding a 13-10 advantage.

The Cats would start the second half with a bang. Brown took the second half kickoff and raced down the left sideline, outrunning the Miami defense for a 100-yard kickoff return touchdown. It was Brown's first career touchdown and it, combined with Ruffolo's PAT, gave UK a 20-10 lead just 13 seconds into the second half.

Miami took possession but, on the second play from scrimmage, Tyrell Ajian forced a Jaylor Bestor fumble that was recovered by UK's Keidron Smith, who returned it to the eight yard line. On the second play of the ensuing drive, Levis connected with Chauncey Magwood in the end zone for an eight-yard score. It was Magwood's first career touchdown. Ruffolo nailed the point after and Kentucky led 27-10 with 13:58 still to play in the third quarter.

Miami would answer with an 11-play, 65-yard drive that ended with a 27-yard field goal by Nicholson. The kick was good and UK's lead was cut to 27-13 with 9:04 left in the third quarter.

The teams would exchange punts, but the Cats got the better end of that deal when Robinson returned the Miami punt 23 yards to the RedHawks 48 yard line.

Kentucky would get one first down on the next drive but the drive ultimately stalled. UK called on Ruffolo again and again he delivered, this time from 50 yards out, giving the Cats a 30-13 lead with 1:09 left in the third quarter.

Early in the fourth quarter, Miami was forced to punt again and the Cats took over on their own 16 with 12:58 to play. The Cats would move the ball methodically until Levis hit Brown on a 38-yard completion, getting UK within striking distance. Key would draw a pass interference penalty in the end zone and, three plays later, he would catch his first collegiate touchdown, a one-yard strike from Levis. Ruffolo added the PAT and UK led 37-13 with 7:46 remaining.

From there, the Cats would run out the clock and would open the season with a 24-point win.

SCORING SUMMARY

Table with 5 columns: Team, Points, Field Goals, Touchdowns, PATs. Rows for Miami (OH) and Kentucky.

- 1st 09:39 Miami - #9 T.Shelton 22 yd rush (#98 G.Nicholson kick), 13-75, 05:21 7-0
1st 07:29 UK - #80 B.Bates 6 yd pass from #7 W.Levis (#96 M.Ruffolo kick), 5-79, 02:03 7-7
2nd 09:22 UK - #96 M.Ruffolo 34 yd FG, 5-16, 01:46 7-10
2nd 06:10 Miami - #98 G.Nicholson 48 yd FG, 7-45, 03:12 10-10
2nd 00:00 UK - #96 M.Ruffolo 25 yd FG, 10-77, 02:04 10-13
3rd 14:47 UK - #2 B.Brown 100 yd kickoff return (#96 M.Ruffolo kick), 00:00 10-20
3rd 13:58 UK - #10 C.Magwood 8 yd pass from #7 W.Levis (#96 M.Ruffolo kick), 2-8, 00:04 10-27
3rd 09:04 Miami - #98 G.Nicholson 27 yd FG, 11-65, 04:54 13-27
3rd 01:09 UK - #96 M.Ruffolo 50 yd FG, 6-17, 02:55 13-30
4th 07:46 UK - #6 D.Key 1 yd pass from #7 W.Levis (#96 M.Ruffolo kick), 9-84, 05:12 13-37

TEAM STATISTICS

Table with 3 columns: Team, MIAMI, UK. Rows for First Downs, Rush Att./Net Rush, Passing C/A/I, Offensive Plays, Total Offense, Fumbles/Lost, Penalties/Yards, Punts/Average, Third-Down Conv., Time of Possession.

INDIVIDUAL STATISTICS

RUSHING (ATT.-YD.-TD)

MIAMI - Shelton 7-50-1, Gabbert 10-28, Mozee 7-25, Tracy 2-7, Bester 2-3, Davis 2-(1-), Smith 2-(1)
UK - Smoke 7-32, McClain 6-16, Jefferson 2-10, Wright 3-10, Levis 7 (-18)

PASSING (COMP-ATT-INT-YARDS-TD)

MIAMI - Gabbert - 20-28-0-166-0, Smith 2-4-0-13-0
UK - Levis 21-32-1-303-3

RECEIVING (REC-YARDS-TD)

MIAMI - Hippenhammer 7-14, Walker 4-27, Coldiron 3-20, Marshall 2-17, Shelton 2-14, Muersch 2-13, Mozee 2
UK - Robinson 6-136, Key 4-53-1, Brown 3-45, Smoke 2-16, Jo. Dingle 2-11, Harris 1-15, Wright 1-13, Magwood 1-8, Bates 1-6-1

TACKLES

MIAMI - McWood 11, Blakey 9, Salopek 7, Dowell 6, Wise 5
UK - Square 7, Afari 6, Phillips 5, Valentine 5, Weaver 5, Jackson 5



2022 GAME REVIEWS

2

NO. 20 KENTUCKY 26, NO. 12 FLORIDA 16

SEPT. 10, 2022 • GAINESVILLE, FLA.
BEN HILL GRIFFIN STADIUM (89,993)

Mark Stoops became Kentucky's all-time winningest coach as No. 20 Kentucky topped 12th-ranked Florida 26-16 at Ben Hill Griffin Stadium.

It was the Kentucky defense that came up large all night long. The Cats held Florida to 279 yards of total offense and kept Florida's talented quarterback Anthony Richardson in check. UK's defense also came up with a pair of huge interceptions, both of which defined the outcome of the win.

Kentucky (2-0) struggled offensively but made enough plays to get the win. Quarterback Will Levis connected on 13 of 24 through the air for 202 yards and a touchdown. Kavosiey Smoke carried the ball 14 times for 80 yards, most of which came in the second half.

Florida had the opening possession of the game but, after one first down, the Gators were forced to punt. On Kentucky's first possession, the Cats went three-and-out, punting the ball back to Florida.

The Gators took over on their own 48 and quickly got into UK territory. However, the UK defense held, forcing Florida into a field goal attempt. Adam Mihalek converted the 39-yard attempt and the Gators grabbed a 3-0 lead with 10:03 left in the first quarter.

Kentucky would take the ensuing possession into Florida territory but the Gators were able to hold, forcing another UK punt. Florida would get a first down on the ensuing possession, but the Gators would be forced to punt.

The Cats would put together another drive as the first quarter was winding down. Levis connected with Dane Key for 16 yards, then Keaton Upshaw for 22, getting UK to midfield. The first quarter would come to an end with Florida leading 3-0.

Kentucky was forced into another punt early in the second quarter and Florida took over at its own 25. The Gators were forced to punt again and the Cats took over on their own 33.

The Cats would strike on the next possession. Levis hit Keaton Upshaw in the left flat for a 12-yard gain. Then Levis went deep, finding Key, who jumped and, with a defender draped all over him, made a tremendous catch for a touchdown. Matt Ruffolo added the PAT and UK led 7-3 with 11:36 left in the half.

Florida wasted no time in responding. The Gators got a 40-yard rush from Montrell Johnson to get into UK territory. But the UK defense stood tall after that, forcing a 50-yard field goal attempt from Mihalek. The kick was good and the Gators cut the UK lead to 7-6 with 10:01 to play in the half.

Kentucky got one first down on its next possession but two plays later, Levis was hit and Florida's Gervon Dexter picked the ball out of the air for what was ruled an interception, giving UF the ball at the UK 34.

Florida would get into the red zone and would get into the end zone for the first time on an 11-yard touchdown run by Trevor Etienne. Florida would go for two and Richardson would connect with Etienne for the scoring, giving Florida a 14-7 advantage with 5:49 to play in the half.

The Cats went three-and-out on their next possession. And on fourth down, the snap went over the head of UK punter Colin Goodfellow, who chased the ball down and kicked it through the back of the end zone for a safety, giving Florida a 16-7 lead with 4:12 left in the half.

Florida took the next possession with a chance to blow the game open. Instead, on third and three, Richardson tried to go into the flat but UK's Jordan Wright made a one-handed interception and returned it to the Florida six yard line.

It took four plays, but the Cats would punch it in, with Levis running the quarterback sneak up the middle to cut the Florida lead to 16-13. UK could not convert the PAT after a bad snap prevented the kick from happening.

Kentucky got the first possession of the second half but the Cats couldn't get anything going and were forced to punt. Florida would follow suit, punting the ball back to the Cats after just three plays.

The Cats took the next possession and methodically marched onto the Florida side of the field. For the first time in the game, UK established the ground game, eventually getting inside the Florida 10 yard line. But Florida held and forced the Cats into a 24-yard field goal, which Ruffolo converted, to tie the game at 16-16 with 6:35 to play in the third quarter.

Florida was poised to answer on its next drive before the Cats defense made yet another huge play. With the Gators at the UK 39, Richardson threw a pass to the right that UK's Keidron Smith intercepted. Smith had only Richardson between himself and the end zone, and the Ole Miss transfer negotiated that obstacle on his way to the end zone, giving Kentucky a 22-16 lead. Ruffolo added the PAT and UK led 23-16 with 3:25 remaining in the third quarter.

The Gators would make a first down on their next drive, but eventually would be forced to punt, giving UK the ball on its own 15 yard line with 1:27 left in the third. Kentucky would hold that 23-16 lead as the third quarter ended.

The fourth quarter opened with Levis hitting Chancey Magwood for a 22-yard gain on third down. UK would get into Florida territory again, but the drive eventually stalled and the Cats were forced to punt, giving the Gators the ball on their own 20 with 11:05 remaining.

Florida would make a first down on its next possession before the UK defense stood tall once again. Then, on fourth and three from their own 40, Florida went for it, but Richardson's pass was knocked away by UK's Carrington Valentine, giving the Cats the ball in good field position.

Kavosiey Smoke would rush for 18 yards on first down, getting the Cats to the 22. But the drive stalled and Ruffolo came on for a 38-yard field goal attempt. The kick missed to the left and Florida got the ball back with 6:13 to play.

Florida did nothing with the ensuing possession, which was highlighted by a tackle for loss by Kentucky true freshman Deone Walker. Again, Florida went for it on fourth down and again, the Gators failed. UK took over at the Florida 24, looking to put the game away.

Kentucky was content to run the clock with a seven-point lead and less than four minutes to play. Smoke would rush for seven yards, getting the Cats into the red zone. On the next play, Smoke, with the push of his offensive line, gained 11, getting the ball to the Florida five yard line.

The Cats would run clock and would get a 26-yard field goal from Ruffolo with 1:24 to play, giving the Cats a 26-16 lead.

UF could do nothing with its final possession and the Cats claimed the victory.

SCORING SUMMARY

| | | | | | | |
|----------|---|----|----|---|---|----|
| Kentucky | 0 | 13 | 10 | 3 | - | 26 |
| Florida | 3 | 13 | 0 | 0 | - | 16 |

1st 10:03 UFL - #49 A.Mihalek 39 yd FG, 5-30, 01:39 0-3
 2nd 11:36 UK - #6 D.Key 55 yd pass from #7 W.Levis (#96 M.Ruffolo kick), 2-67, 00:49 7-3
 2nd 10:01 UFL - #49 A.Mihalek 50 yd FG, 5-42, 01:35 7-6
 2nd 05:49 UFL - #7 T.Etienne 11 yd rush (#7 T.Etienne pass from #15 A.Richardson), 5-34, 02:42 7-14
 2nd 04:12 UFL - SAFETY, 01:37 7-16
 2nd 01:25 UK - #7 W.Levis 1 yd rush (pass from #12 C.Poore failed), 3-6, 01:22 13-16
 3rd 06:35 UK - #96 M.Ruffolo 24 yd FG, 11-69, 05:43 16-16
 3rd 03:25 UK - #1 K.Smith 65 yd interception return (#96 M.Ruffolo kick), 03:10 23-16
 4th 01:24 UK - #96 M.Ruffolo 26 yd FG, 7-16, 02:38 26-16

TEAM STATISTICS

| | UK | UF |
|--------------------|---------|---------|
| First Downs | 17 | 12 |
| Rush Att./Net Rush | 38/70 | 30/136 |
| Passing C/A/I | 13/24/1 | 14/35/2 |
| Offensive Plays | 62 | 65 |
| Total Offense | 272 | 279 |
| Fumbles/Lost | 1/0 | 1/0 |
| Penalties/Yards | 2/10 | 3/28 |
| Punts/Average | 5/38.8 | 5/47.4 |
| Third-Down Conv. | 4 of 13 | 4 of 16 |
| Time of Possession | 33:24 | 26:36 |

INDIVIDUAL STATISTICS

RUSHING (ATT.-YD.-TD)

Florida - Johnson Jr. - 7-62, Etienne 9-46-1, Wright 8-24, Richardson 6-4
 UK - Smoke 14-80, Wright 11-27, Robinson 4-11, Brown 1-3, Levis 7-(-12)

PASSING (COMP-ATT-INT-YARDS-TD)

Florida - Richardson 14-25-2-143-0
 UK - Levis 13-24-202-1-1

RECEIVING (REC-YARDS-TD)

Florida - Henderon 6-50, Pearsall 2-39, Shorter 2-26, Zipperer 2-21, Zanders 1-4, Johnson Jr. 1-3
 UK - Key 3-83, Magwood 2-47, Upshaw 2-34, Dingle 2-29, Bates 2-11, Wright 1-0, Robinson 2-0, Brown 1-(-2)

TACKLES

Florida - Dean III - 9, Torrence II 7, Dexter Sr. 7, James 7
 UK - Weaver 9, Lovett 7, Jones 7, Wright 6, Square 6





2022 GAME REVIEWS

3

NO. 9/10 KENTUCKY 31, YOUNGSTOWN STATE 0

SEPT. 17, 2022 • LEXINGTON, KY.
KROGER FIELD (61,000)



The Kentucky defense pitched its first shutout in over 13 years as the Cats blanked Youngstown State 31-0 at Kroger Field.

Kentucky moved to 3-0 on the season after shutting out its first opponent since blanking Miami (Ohio) 42-0 on Sept. 5, 2009.

The UK defense held Youngstown State to just 192 yards of total offense (134 passing, 58 rushing). The Cats had six tackles for loss, including a pair of sacks. Freshman Alex Afari led UK with five tackles in the game. Jordan Wright had four tackles, including two for losses.

Quarterback Will Levis had another big day for the Cats. The senior completed 27 of 35 through the air for 377 yards and two touchdowns. He did throw two interceptions in the game but was able to connect with 11 different receivers.

Dane Key and Tayvion Robinson were Levis' primary targets in Saturday's win. Key, the Lexington native, caught six passes for 90 yards and a touchdown, his third in three games as a Cat. Robinson, the transfer from Virginia Tech, also caught six passes and had 66 yards receiving.

Kentucky took the opening kickoff and got the offense cranked up immediately. Levis and Key connected on the first play, gaining 23 yards. Levis would hit Kavosiey Smoke for a 14-yard completion. But YSU would sack Levis on third down and the Cats were forced to punt.

Youngstown State took over at its own 16 yard line but the Penguins could do nothing with the possession, punting it back to the Cats. The teams would trade punts on the next two possessions but Youngstown State's punt was blocked by UK's Martez Thrower and recovered by Izayah Cummings, who returned it to the YSU 27 yard line.

On the ensuing possession, the Cats appeared to be ready to score. But Levis was intercepted at the three yard line by Youngstown State's Troy Jakubek, ending the threat and giving the ball back to the Penguins with 4:49 left in the first quarter.

YSU could do nothing with the possession and punted the ball back to the Cats, who got a good return by Tayvion Robinson and took over at the 35 yard line with 3:07 left in the first.

Kentucky would again drive deep into YSU territory. Levis connected with Robinson on a 15-yard gain, getting the Cats to the one yard line as time expired on the first quarter with the teams in a scoreless tie.

As the second quarter began, the Cats tried, unsuccessfully, to get in from the one on rushes by La'Veil Wright and Smoke. Then, on third down, Levis took the quarterback sneak up the middle for a UK touchdown. Matt Ruffolo added the point after and Kentucky led 7-0 with 13:34 left in the first half.

After another YSU punt, the Cats drove again, with Levis and Key connecting for a 29-yard gain early in the drive. Levis connected with Keaton Upshaw on a 12-yard completion and, later in the drive, he connected with Key again, this time on a three-yard touchdown. Ruffolo added the PAT and UK led 14-0 with 6:10 to play in the first half.

YSU punted on its next possession but the Penguins would get the ball back at the UK 47 on a fumble by La'Veil Wright. But the Penguins could do nothing with the ensuing possession and were forced to punt the ball back to UK.

That particular punt was a short one, covering just 17 yards, giving the Cats the ball at their own 29 yard line with 1:54 to play in the half.

Kentucky would employ its two-minute offense and would get into the YSU red zone with under a minute to play. Then, on first and goal from the two yard line, Levis connected with Chris Lewis for a touchdown with just 20 seconds left in the half. It was the first career reception, and touchdown, for Lewis. Ruffolo would add the point after and UK led 21-0. That would be the halftime score.

YSU had the opening possession of the second half and the Penguins quickly got into UK territory. It looked like the Penguins would score on a touchdown reception by former Cat Bryce Oliver. However, UK's Carrington Valentine broke up the fourth-down pass in the end zone, ending the Youngstown State drive.

On the ensuing possession, the Cats would ride the arm of Levis into YSU territory. Levis would connect with Barion Brown, Robinson and Dekel Crowdus, getting

the Cats inside the 10. From the seven yard line, Smoke would rush to the left corner of the end zone for the touchdown. Ruffolo again added the PAT and the Cats led 28-0 with 8:36 left in the third quarter.

Youngstown State would appear to be ready to score on its next drive. Aided by a 64-yard completion from Demeatric Crenshaw to Jaleel McLaughlin, the Penguins got inside the UK five. But Crenshaw was intercepted by Valentine in the end zone, ending the threat.

Kentucky would lead 28-0 after three quarters.

In the fourth quarter, the biggest offensive play was a 58-yard completion from Levis to Demarcus Harris, which got the Cats inside the YSU five. The Cats would settle for a 23-yard field goal from Ruffolo, which would make the score 31-0 with 4:54 to play.

SCORING SUMMARY

| | | | | | | |
|------------------|---|----|---|---|---|----|
| Youngstown State | 0 | 0 | 0 | 0 | - | 0 |
| Kentucky | 0 | 21 | 7 | 3 | - | 31 |

2nd 13:34 KEN - #7 W.Levis 1 yd rush (#96 M.Ruffolo kick), 8-35, 04:33 0-7
 2nd 06:10 KEN - #6 D.Key 3 yd pass from #7 W.Levis (#96 M.Ruffolo kick), 8-77, 05:00 0-14
 2nd 00:20 KEN - #89 C.Lewis 2 yd pass from #7 W.Levis (#96 M.Ruffolo kick), 9-71, 01:34 0-21
 3rd 08:36 KEN - #0 K.Smoke 7 yd rush (#96 M.Ruffolo kick), 8-67, 05:17 0-28
 4th 04:54 KEN - #96 M.Ruffolo 23 yd FG, 8-70, 03:57 0-31

TEAM STATISTICS

| | YSU | UK |
|--------------------|---------|---------|
| First Downs | 9 | 26 |
| Rush Att./Net Rush | 58/56 | 36/103 |
| Passing C/A/I | 9/24/1 | 27/35/2 |
| Offensive Plays | 46 | 71 |
| Total Offense | 192 | 480 |
| Fumbles/Lost | 0/0 | 4/1 |
| Penalties/Yards | 7/46 | 10/74 |
| Punts/Average | 8/34.1 | 3/41.7 |
| Third-Down Conv. | 0 of 10 | 6 of 11 |
| Time of Possession | 21:50 | 38:10 |

INDIVIDUAL STATISTICS

RUSHING (ATT.-YD.-TD)

YSU - McLaughlin 10-36, Davidson 4-22, Rushton 5-8, Crenshaw 2 (-8)
 UK - Smoke 18-66-1, Wright 6-26, Beckwith 2-8, Robinson 1-5, Levis 8-3-1

PASSING (COMP-ATT-INT-YARDS-TD)

YSU - Crenshaw 7-21-1-120-0, Davidson 2-3-0-14-0
 UK - Levis 27-35-2-377-2

RECEIVING (REC-YARDS-TD)

YSU - McLaughlin 3-60, Oliver 2-40, Fordham 1-19, Smith 1-9, Alexander 1-5, Rushton 1-1
 UK - Key 6-90-1, Robinson 6-66, Brown 5-56, Bates 2-46, Crowdus 2-17, Upshaw 2-16, Harris 1-58, Smoke 1-14, Ju. Dingle 1-10, C. Lewis 1-2

TACKLES

YSU - Trowers 11, Augustin 8, Wudke 6, Benton Jr. 5, Freeman 5
 UK - Afari Jr. 5, Wright 4, Jones 4, Lovett 3, Phillips 3, Ajan 3, Walker 3, Ke. Wade 3



2022 GAME REVIEWS

4

NO. 8/9 KENTUCKY 31, NORTHERN ILLINOIS 23

SEPT. 24, 2022 • LEXINGTON, KY.
KROGER FIELD (61,579)

Senior quarterback Will Levis connected on 18 of his 26 passes for 303 yards and four touchdowns as No. 8 Kentucky held off a tough Northern Illinois squad 31-23 at Kroger Field.

Kentucky (4-0) had two receivers have big games in the victory. Tayvion Robinson caught seven passes for 147 yards and two touchdowns. True freshman Barion Brown caught four balls for 102 yards and two touchdowns of his own as the Cats remained unbeaten.

Kavosiey Smoke rushed 12 times for 85 yards in the game as the Cats rushed for 103 yards as a team.

Defensively, Jacquez Jones led the Cats with 12 tackles, including four of the solo variety. DeAndre Square and Jordan Wright each had six tackles for UK in the win.

Northern Illinois took the opening kickoff and wasted little time in getting the scoring underway. The Huskies used the ground game to move deep into Kentucky territory. A 20-yard rush by Antario Brown got the Huskies inside the UK five yard line. Then, on third-and-goal, quarterback Ethan Hampton connected with Tristen Tewes on a two-yard touchdown pass. John Richardson added the PAT and NIU led 7-0 with 8:53 to play in the first quarter.

Kentucky would answer with a scoring drive of its own. The Cats started slowly, having to go for it on fourth down early in the drive, but found their rhythm later in the possession. Unlike NIU, the Cats went the air, riding the passing of Levis, who hit on six of his nine passes on the drive for 55 yards. The drive culminated with a 15-yard touchdown to freshman Brown. Matt Ruffolo added the PAT and the game was tied 7-7 with 48 seconds left in the first quarter. That would be the score as the period came to an end.

Northern Illinois would drive near midfield with its next drive but, on fourth down, used a quick kick from Hampton to end the drive. The punt went into the end zone and the Cats took over at their own 20 with 13:01 left in the first half. Kentucky did very little with the next drive and punted the ball back to Northern Illinois with 8:50 to play in the half.

NIU punted on its next possession as well, with punter Tom Foley drilling a 61 yarder and pinning the Cats at their own two yard line with 6:47 to play in the half.

It took just one play for the Cats to get out of that hole. On first down, Smoke broke through the left side for a 27-yard run, getting the Cats out of the shadow of their own goalpost and into manageable territory. Later in the drive, Levis hit a streaking Robinson, who outraced the defense on his way to the end zone. It was a 69-yard touchdown and, when Ruffolo added the PAT, the Cats led 14-7 with 5:08 to play in the half.

Late in the half, NIU had the ball near midfield and was forced to punt. On the ensuing UK drive, Smoke fumbled and NIU recovered at the Kentucky 34 with 42 seconds left in the half. The Huskies got a 20-yard completion from Hampton to Cole Tucker on first down, then another completion, this one from Hampton to Fabian McCray, getting NIU to the UK five yard line.

UK appeared to be poised for a big defensive stop. But on third and goal, NIU ran a reverse to Shemar Thornton, who pulled up and connected with Tewes on a three-yard scoring pass with just six seconds left in the half. Richardson added the point after and the game was tied at 14-14. That would be the halftime score.

Kentucky had the first possession of the second half and, on the second play from scrimmage, Levis appeared to be intercepted. However, the NIU defender could not come up with the catch, giving new life to the UK drive. On the next play, Levis made the Huskies pay, connecting with Brown across the middle and watching the freshman do the rest, as he took it to the house for a 70-yard touchdown. Ruffolo added the PAT and the Cats grabbed a 21-14 lead just 58 seconds into the third quarter.

The next three drives, two by NIU and one by UK, all ended with punts. Kentucky took over at its own 33 with 7:16 left in the third. The Cats would take the ball into NIU territory before the drive stalled. UK would cap the drive with a 49-yard field goal from Ruffolo to take a 24-14 lead with 3:04 remaining in the third period. The third quarter would come to an end with the Cats holding that 10-point advantage.

After another NIU punt, the Kentucky offense again put points on the board. The Cats were able to march 78 yards in 11 plays, culminating when Levis connected with Robinson for a second touchdown pass, this one covering 40 yards. Ruffolo made another point after and UK led 31-14 with 8:46 to play.

NIU would add a 38-yard Thornton field goal to make it 31-17 with 5:26 to play. After UK was forced to punt, the Huskies struck quickly, as Hampton connected with Kacper Rutkiewicz on a 63-yard gain, getting the ball to the UK five. The UK defense appeared to have stopped the Huskies, but a defensive holding call on fourth down gave NIU a first down, with the ball at the two. On the next play, Justin Lynch ran left and scored, cutting the UK lead to 31-23. The Huskies two-point conversion was broken up by Zion Childress and the Cats led by eight with 2:47 to play.

After an unsuccessful onside kick by NIU, Kentucky was able to run out the clock and clinch the victory.

SCORING SUMMARY

| | | | | | | |
|-------------------|---|---|----|---|---|----|
| Northern Illinois | 7 | 7 | 0 | 9 | - | 23 |
| Kentucky | 7 | 7 | 10 | 7 | - | 31 |

1st 08:53 NIU - #82 T.Tewes 2 yd pass from #2 E.Hampton (#39 J.Richardson kick), 11-75, 06:07 7-0
 1st 00:48 UK - #2 B.Brown 15 yd pass from #7 W.Levis (#96 M.Ruffolo kick), 16-75, 08:01 7-7
 2nd 05:08 UK - #9 T.Robinson 69 yd pass from #7 W.Levis (#96 M.Ruffolo kick), 4-98, 01:39 7-14
 2nd 00:06 NIU - #82 T.Tewes 3 yd pass from #19 S.Thornton (#39 J.Richardson kick), 6-34, 00:36 14-14
 3rd 14:02 UK - #2 B.Brown 70 yd pass from #7 W.Levis (#96 M.Ruffolo kick), 3-70, 00:55 14-21
 3rd 03:04 UK - #96 M.Ruffolo 49 yd FG, 7-36, 04:12 14-24
 4th 08:46 UK - #9 T.Robinson 40 yd pass from #7 W.Levis (#96 M.Ruffolo kick), 11-78, 06:01 14-31
 4th 05:26 NIU - #39 J.Richardson 38 yd FG, 7-55, 03:20 17-31
 4th 02:47 NIU - #5 J.Lynch 2 yd rush (#30 H.Waylee pass from #2 E.Hampton failed), 5-68, 01:27 23-31

TEAM STATISTICS

| | NIU | UK |
|--------------------|---------|----------|
| First Downs | 14 | 18 |
| Rush Att./Net Rush | 33/128 | 35/103 |
| Passing C/A/I | 14/26/0 | 18/26/0 |
| Offensive Plays | 59 | 61 |
| Total Offense | 327 | 406 |
| Fumbles/Lost | 0/0 | 2/1 |
| Penalties/Yards | 6/45 | 2/8 |
| Punts/Average | 6/47.8 | 3/46.3 |
| Third-Down Conv. | 6 of 15 | 10 of 16 |
| Time of Possession | 26:11 | 33:49 |

INDIVIDUAL STATISTICS

RUSHING (ATT.-YD.-TD)

NIU - Waylee 18-63, Brown 6-27, Lynch 7-21-1, Hampton 1-6, Blakemore 1-1
 UK - Smoke 12-85, McClain 3-15, Wright 9-14, Levis 9-(-10)

PASSING (COMP-ATT-INT-YARDS-TD)

NIU - Hampton - 13-25-0-196-1, Thornton 1-1-0-3-1
 UK - Levis 18-26-0-303-4

RECEIVING (REC-YARDS-TD)

NIU - Tewes 6-37-2, Tucker 3-55, McCray 2-12, Rutkiewicz 1-63, Thornton 1-7, Soraghan 14
 UK - Robinson 7-147-2, Brown 4-102-2, Key 2-15, Bates 2-7, Dingle 1-19, Wright 1-8, McClain 1-5

TACKLES

NIU - Rayner 10, Taylor 7, Lafayette 7, O'Malley 5, Kennedy 5
 UK - Jones 12, Square 6, Wright 6, Lovett 5, Childress 4



2022 GAME REVIEWS

5

#14/11 OLE MISS 22, #7/8 KENTUCKY 19

OCT. 1, 2022 • OXFORD, MISS. VAUGHT-HEMINGWAY STADIUM (64,828)



Will Levis connected on 18 of his 24 passes for 220 yards and two touchdowns, but a late drive came up short as seventh-ranked Kentucky fell at No. 14 Ole Miss 22-19 at Vaught-Hemingway Stadium.

Chris Rodriguez Jr., playing in his first game of the season, carried 19 times for 72 yards and a touchdown, and caught three passes for 40 yards in the game.

Freshman Barion Brown had four explosive plays in the game for the Cats, two receptions and two on kick returns.

DeAndre Square led the UK defensive attack with 11 tackles and Jordan Wright had eight.

Ole Miss (5-0, 1-0 SEC) had the first possession of the game and the Rebels were able to get one first down before the Cats forced a punt.

Kentucky (4-1, 1-1) took over at its own five yard line and, like the Rebels, the Cats made one first down before being forced to kick it away.

On its second possession, Ole Miss got the scoring underway. The Rebels needed just 1:40 to cover 70 yards in six plays, ending with a four-yard touchdown rush by Zach Evans. Jonathan Cruz added the point after and Ole Miss led 7-0 with 7:09 left in the first quarter.

The Cats would take the ensuing possession into Ole Miss territory, aided by a 30-yard completion from Levis to freshman Brown. But the drive would stall and Kentucky would try a 39-yard field goal from Matt Ruffolo. The kick would sail wide left and the score remained 7-0 with 2:44 left in the first.

Ole Miss would strike again on its next drive. The Rebels would get to midfield, and that's when freshman Quinshon Judkin busted free up the middle and raced to the end zone for a 48-yard touchdown. Cruz made the PAT and the Rebels led 14-0 with 59 seconds left in the first quarter.

Kentucky would respond on the ensuing kickoff. Brown took the kickoff at the goal line and sprinted 85 yards down the left sideline to the Ole Miss 15 yard line. Two plays later, Rodriguez took it right up the middle for a 10-yard touchdown, getting the Cats on the board. The PAT was blocked and the period ended with Ole Miss leading 14-6.

In the second quarter, Ole Miss would make one first down on its next drive before being forced to punt again. The Rebels down the ball at the UK one yard line, where the Cats would take over.

Kentucky would get out of the shadow of its own goal post with a first down. However, Ole Miss held and on third-and-12, Levis was under pressure and threw the ball away. Intentional grounding was called on the play and, because Levis was in the end zone, it resulted in a safety, giving the Rebels a 16-6 advantage with 10:28 to play in the half.

Ole Miss took possession at their own 37 after the free kick and quickly got into UK territory. But an offensive pass interference call set the Rebels back and they were forced into a 53-yard field goal by Cruz, which was good, giving Ole Miss a 19-6 lead with 7:03 remaining in the half.

Kentucky needed points on its next drive and the Cats got just that. UK used a nice mix of running and passing to get inside the Ole Miss 10. Among the key plays was a 23-yard rush by Izayah Cummings.

On first and goal from the five, Levis flipped a pass to Tayvion Robinson, who sprinted right and into the front corner of the end zone for a touchdown. A bad snap prevented the extra point attempt but the Cats got within seven, 19-12, with 1:23 left in the half.

Ole Miss would get a final possession and the Rebels would get into UK territory before former Rebel Jacquez Jones intercepted Dart at the UK 28. The half would end with Ole Miss holding a 19-12 lead.

Kentucky took the second half kickoff but the Cats were forced into a three-and-out. Colin Goodfellow booted a 52-yard punt and Ole Miss took over at its own 16 yard line.

Ole Miss followed suit, going three-and-out and punting the ball back to the Cats. The punt, which was into the wind, also took a UK bounce and the Cats took over in great field position at the Ole Miss 49 yard line.

Levis would connect with Dane Key for a 14-yard completion. The Cats would later face a fourth-and-1 from the Ole Miss 26 and Rodriguez would convert, giving UK a new set of downs. Kentucky would not waste the opportunity, as Levis hit tight end Jordan Dingle, who fought his way into the end zone for a 17-yard touchdown. Ruffolo added the PAT and the game was tied 19-19 with 6:22 to play in the third quarter.

Ole Miss would assemble a scoring drive on the next possession. The Rebels used their high-paced offense to get down the field in a hurry. But the Cats' defense stood tall and forced the Rebels into a 26-yard field goal from Cruz, which was good, giving Ole Miss a 22-19 advantage with 2:19 left in the third.

On the ensuing kickoff, Brown struck again, taking the kickoff 54 yards to the Ole Miss 39 and giving the Cats very good field position again. But the Cats were unable to take advantage and gave the ball up on downs as the fourth quarter began.

Ole Miss marched down the field and got inside the UK red zone. But big plays by DeAndre Square and D'Eryck Jackson forced the Rebels into a fourth-and-goal from the five and Dart's pass was knocked away by Jordan Lovett, giving UK the ball with 10:14 to play.

The Cats got out of the deep hole on the first play of the ensuing drive as Ju'Tahn McClain went up the middle for 17 yards and a first down. UK would continue to march down the field, with Levis and Rodriguez hooking up on a 17-yard completion and, two plays later, Levis and Dingle connecting for 14 yards. But on third-and-two from the Ole Miss 19, Levis, trying to stretch for the first down, was hit and fumbled. Ole Miss would recover, taking over at their own 21 with 2:55 to play.

Ole Miss went three-and-out with the ensuing possession, punting the ball back to the Cats, who took over at their own 34 with 1:49 to play. After an eight-yard completion to Rodriguez, Levis hit Brown on a screen that the speedster took 51 yards to the Ole Miss seven.

On the next play, Levis hit freshman Dane Key on a fade in the corner of the end zone for an apparent touchdown. But the Cats were not set on the play and was hit for illegal motion. Then, on the next play, Levis was back to pass and was hit by the Rebels' Jared Ivey, who forced a fumble that the Rebels recovered to seal the game.

SCORING SUMMARY

Table with 5 columns: Team, Rushing, Passing, Field Goals, Extra Points, Total Points. Rows for Kentucky and Ole Miss.

- 1st 07:09 OM - #6 Z.Evans 4 yd rush (#14 J.Cruz kick), 6-65, 01:40 0-7
1st 00:59 OM - #4 Q.Judkins 48 yd rush (#14 J.Cruz kick), 6-79, 01:45 0-14
1st 00:00 UK - #24 C.Rodriguez Jr. 10 yd rush (#96 M.Ruffolo kick blocked), 2-15, 00:47 6-14
2nd 10:28 OM - SAFETY, 03:03 6-16
2nd 07:03 OM - #14 J.Cruz 53 yd FG, 10-28, 03:20 6-19
2nd 01:23 UK - #9 T.Robinson 5 yd pass from #7 W.Levis (rush failed), 9-70, 05:34 12-19
3rd 06:22 UK - #85 J.Dingle 17 yd pass from #7 W.Levis (#96 M.Ruffolo kick), 8-49, 05:08 19-19
3rd 02:19 OM - #14 J.Cruz 26 yd FG, 13-57, 04:03 19-22

TEAM STATISTICS

Table comparing UK and UM statistics: First Downs, Rush Att./Net Rush, Passing C/A/I, Offensive Plays, Total Offense, Fumbles/Lost, Penalties/Yards, Punts/Average, Third-Down Conv., Time of Possession.

INDIVIDUAL STATISTICS

RUSHING (ATT.-YD.-TD)

Ole Miss - Judkins 15-106-1, Dart 8-40, Henry 2-26, Evans 9-24-1, Mingo 1-0, Watkins 1-0
UK - Rodriguez Jr. 19-72-1, Cummings 1-23, McClain 5-21, Smoke 2-6, Robinson 1-5, 9 (-19)

PASSING (COMP-ATT-INT-YARDS-TD)

Ole Miss - Dart 15-29-1-213-0
UK - Levis 18-24-0-220-2

RECEIVING (REC-YARDS-TD)

Ole Miss - Heath 6-100, Trigg 3-41, Watkins 2-49, Judkins 1-14, Mingo 1-3, Kelly 1-3, Evans 1-3
UK - Robinson 4-16-1, Rodriguez Jr. 3-40, Jo. Dingle 3-30-1, Brown 2-81, Key 2-28, Bates 2-10, Magwood 1-8, McClain 1-7

TACKLES

Ole Miss - Finley 9, Brown 9, Igbinosun 8, Keys 6
UK - Square 11, Wright 8, Smith 6, Jones 5





WHEN WAS THE LAST TIME KENTUCKY ...

Scored 40 points: 52 at Louisville, Nov. 27, 2021
 Scored 50 points: 52 at Louisville, Nov. 27, 2021
 Scored 60 points: 62 vs. New Mexico State, Sept. 17, 2016
 Scored 70 points: 77 vs. Texas El-Paso, Sept. 7, 2002
 Scored 80 points: 83 vs. North Dakota, Nov. 18, 1950
Shut Out an Opponent: vs. Youngstown State (31-0), Sept. 17, 2022
Shut Out an Opponent in the 1st half: vs. Youngstown State, Sept. 17, 2022
 Shut Out an SEC Opponent in the 1st half in consecutive games: at Georgia, Oct. 19, and vs. Missouri, Oct. 26, 2019
Did Not Allow an Offensive Point: vs. Youngstown State, Sept. 17, 2022 (31-0 win)
 Game is scoreless at the half: at Georgia, Oct. 19, 2019
Shut Out an Opponent in the 2nd half: vs. Youngstown State, Sept. 17, 2022
Scored a TD on first series: vs. Northern Illinois, Sept. 24, 2022
 Scored on first play from scrimmage of game: at Louisville, Nov. 26, 2016
Had 25 First Downs: 26 vs. Youngstown State, Sept. 17, 2022
 Had 30 First Downs: 35 vs. Tennessee, Nov. 6, 2021
 Had 250 yards rushing: 362 at Louisville, Nov. 27, 2021
 Had 300 yards rushing: 362 at Louisville, Nov. 27, 2021
 Had 400 yards rushing: 408 vs. Ole Miss, Oct. 3, 2020
 Had 500 yards rushing: 517 vs. Louisville, Nov. 30, 2019 (SCHOOL RECORD)
 Had consecutive 400-yard rushing games: 401 at Vanderbilt (11/16/19), 462 vs. UT Martin (11/23/19) and 517 vs. Louisville (11/30/19)
 Had below 50 yards rushing: 48 vs. Florida, Sept. 28, 2013
Had 300 yards passing: 303 vs. Northern Illinois, Sept. 24, 2022
 Had 400 yards passing: 459 vs. New Mexico State, Nov. 20, 2021
 Had below 50 yards passing: 47 at Missouri, Oct. 24, 2020
 Had 300 yards rushing and passing: (381/311) vs. New Mexico St., Sept. 17, 2016
 Had 500 yards total offense: 511 at Louisville, Nov. 27, 2021
 Had 600 yards total offense: 707 vs. New Mexico State, Nov. 20, 2021
 Had 700 yards total offense: 707 vs. New Mexico State, Nov. 20, 2021
 Had below 200 yards total offense: 179 at Alabama, Nov. 21, 2020
Held opp. below 100 yards rushing: 58, vs. Youngstown State, Sept. 17, 2022
 Held opp. below 50 yards rushing: 58, at South Carolina, Sept. 25, 2021
 Held opp. below 100 yards passing: 70, vs. ULM, Sept. 4, 2021
Held opponent below 200 yards total offense: 192 vs. Youngstown State, Sept. 17, 2022
 Held opp. below 100 yards total offense: 87 vs. ULM, Sept. 4, 2021
 Had 10 or more tackles for loss: 14.0 vs ULM, Sept. 4, 2021
 Had six or more sacks: 6.0 vs. ULM, Sept. 4, 2021
 Recorded a safety: vs. UT Martin, Nov. 23, 2019
 Recorded zero penalties: vs. Auburn, Oct. 17, 2009
 Had a player with 30 rush attempts: 34 by Lynn Bowden Jr. vs. Virginia Tech (Belk Bowl), Dec. 31, 2019
 Had a player rush for 100 yards: Chris Rodriguez Jr. (107), vs. Iowa (Citrus Bowl), Jan. 1, 2022
 Had two players rush for 100 yards: Chris Rodriguez Jr. (121) and Will Levis (113) at Louisville, Nov. 27, 2021
 Had three players rush for 100 yards: Chris Rodriguez Jr. (133), Terry Wilson (129), A.J. Rose(117) vs. Ole Miss; Oct. 3, 2020 (ONLY TIME AT UK)
 Had 2 players rush for 175 yards or more: Benny Snell (192) and Boom Williams (182) vs. Missouri, Oct. 29, 2016
 Had 2 players rush for 100 yards or more in consecutive games: Chris Rodriguez Jr. and Lynn Bowden Jr. at Vanderbilt (11/16/19); Bowden and A.J. Rose vs. UT Martin (11/23/19), Bowden and Rodriguez Jr. vs. Louisville (11/30/19)
 Had a player rush for 100 yards in consecutive games: Chris Rodriguez Jr. (121) at Louisville, Nov. 27, 2021 and Chris Rodriguez Jr. (107), vs. Iowa (Citrus Bowl), Jan. 1, 2022
 Had a player rush for 100 yards in three consecutive games: Chris Rodriguez Jr., 119 vs. New Mexico State, Nov. 20, 2021; 121 at Louisville, Nov. 27, 2021 and Chris Rodriguez Jr. (107), vs. Iowa (Citrus Bowl), Jan. 1, 2022
 Had player rush for 100 yards in four consecutive games: Chris Rodriguez Jr. (2021)
 Had player rush for 100 yards in five consecutive games: Chris Rodriguez Jr. (2021)
 Had a true freshman rush for 100 yards: 152 by Benny Snell Jr. vs. Austin Peay, Nov. 19, 2016
 Had a player rush for 200 yards: Chris Rodriguez Jr. (207) vs. Missouri, Sept. 11, 2021
 Had 4 players with 50+ yards rushing in the same game: 4 vs. UT Martin, Nov. 23, 2019
 Had a player with 3 rushing touchdowns: 4 by Will Levis at Louisville, Nov. 27, 2021
 Had a player with 50 pass attempts: 60 by Maxwell Smith, vs. WKU, Sept. 15, 2012
 Had a player with 60 pass attempts: 60 by Maxwell Smith, vs. WKU, Sept. 15, 2012

Had a player with 30 pass completions: 31 by Will Levis, vs. Tennessee, Nov. 6, 2021
Had a player with 300 passing yards: 303 by Will Levis, vs. Northern Illinois, Sept. 24, 2022
 Had a player with 400 passing yards: 419 by Will Levis, vs. New Mexico State, Nov. 20, 2021
 Had 2 players pass for 100 yards: Maxwell Smith (109), Jalen Whitlow (105) vs. Louisville, Sept. 14, 2013
Had a player with 3 or more touchdowns passes: 4 by Will Levis, vs. Northern Illinois, Sept. 24, 2022
 Had a player with 2 passing touchdowns and 2 rushing touchdowns: Patrick Towles, vs. Mississippi State, Oct. 25, 2014
 Had a player with 10+ receptions: 10 by Wan'Dale Robinson vs. Iowa (Citrus Bowl), Jan. 1, 2022
Had 2 players with 100 yards receiving: 147 by Tavvion Robinson and 102 by Barion Brown, vs. Northern Illinois, Sept. 24, 2022
 Had a player with consecutive 100-yard receiving games: Wan'Dale Robinson, 2 (vs. ULM, Sept. 4, 2021; vs. Missouri, Sept. 11, 2021)
 Had a player with three consecutive 100-yard receiving games: Wan'Dale Robinson, 3 (vs. ULM, Sept. 4, 2021; vs. Missouri, Sept. 11, 2021; vs. Chattanooga, Sept. 18, 2021)
Had 2 players with 100 yards receiving: 147 by Tavvion Robinson and 102 by Barion Brown, vs. Northern Illinois, Sept. 24, 2022
 Had a player with 1,000 receiving yards in a season: 1334, Wan'Dale Robinson (2021)
Had a true freshman with receiving TDs in each of first two collegiate games: Dane Key, 2022
Had a player with TD receptions in at least three straight games: (3) Dane Key, 2022
 Had a player with 3 touchdown receptions: 3 by C.J. Conrad vs. New Mexico State, Sept. 17, 2016
 Had a player with 100 rushing and 100 receiving yards in the same game: Rafael Little (132 rushing, 114 receiving) vs. Vanderbilt, Nov. 11, 2006
 Had a 100-yard passer and a 100-yard rusher in the same game: Terry Wilson (151 passing, 129 rushing) vs. Ole Miss, Oct. 3, 2020
 Had a 100-yard rusher and a 100-yard receiver in the same game: Chris Rodriguez Jr. (107 rush) and Wan'Dale Robinson (170 receiving), vs. Iowa (Citrus Bowl), Jan. 1, 2022
 Had a player score a TD by rushing and receiving in the same game: Chris Rodriguez Jr. vs. Iowa (Citrus Bowl), Jan. 1, 2022
 Had a player throw a TD pass and score a rushing and receiving TD in the same game: Randall Cobb vs. Auburn, Oct. 9, 2010
 Had a player throw at least two TD passes and score a rushing TD in consecutive games: Patrick Towles in 2015
 Had a player throw a TD pass, score a receiving TD and score on a punt return for a TD in the same game: Randall Cobb vs. WKU, Sept. 11, 2010
Had a player return a kickoff for a TD: Barion Brown (100 yards) vs. Miami (Ohio), Sept. 3, 2022
 Had a player return a punt for a TD: Josh Ali (74 yards) at Mississippi State, Oct. 30, 2021
Had a player return an interception for a TD: Keidron Smith, 65 yards, at Florida, Sept. 10, 2022
 Had a player recover/return a fumble for a TD: Jordan Wright, vs. Virginia Tech (Belk Bowl), 28 yards, Dec. 31, 2019
 Had two defensive TDs in the same game: Kelvin Joseph (INT) and Jamin Davis (INT) at Tennessee, Oct. 17, 2020
 Had a player recover two fumbles in one game: Jordan Wright vs. South Carolina, Dec. 5, 2020
Had a player block a punt: Martez Thrower vs. Youngstown State, Sept. 17, 2022
 Had a player block a field goal: Josh Paschal vs. Florida, Oct. 2, 2021
 Had a player block a PAT: Lonnie Johnson Jr. vs. Eastern Kentucky, Sept. 9, 2017
 Had a player return a blocked FG for a TD: Trevin Wallace (76 yards) vs. Florida, Oct. 2, 2021
 Had a player return a blocked punt for a TD: Andrew Hopewell (6 yards), vs. Arkansas, Nov. 1, 2006
 Had a player score a TD on a fake field goal: Joe Mansour (25 yards), vs. Florida, Sept. 28, 2013
Had a field goal of 50 yards or more: Matt Ruffolo (50 yards) at Miami (Hio), Sept. 3, 2022
 Had a punt of 70 yards or more: Colin Goodfellow (70 yards) at Miss. State, Oct. 30, 2021
 Played an overtime game: vs. Ole Miss, Oct. 3, 2020 - (L, 41-42)
 Won an overtime game: vs. EKU, Oct. 3, 2015 - (W, 34-27)
 Won a game on the last play of regulation as time expired: 15-14 at Missouri, Oct. 27, 2018 (2-yard TD pass)





WHEN WAS THE TIME THE OPPONENT ...

Scored 40 points: 45 by Tennessee, Nov. 6, 2021

Scored 50 points: 63 by Alabama, Nov. 21, 2020

Scored 10 or less points: 0 by Youngstown State, Sept. 17, 2022

Shut Out Kentucky: 0-21 by Georgia, Oct. 19, 2019

Shut Out Kentucky in 2nd half: by Florida, Nov. 28, 2020

Rushed for 300 yards: 331 by Georgia, Nov. 3, 2018

Passed for 300 yards: 316 by Tennessee, Nov. 6, 2021

Had 500 yards of total offense: 562 by Louisville, Nov. 25, 2017

Recorded a safety: Ole Miss, Oct. 1, 2022 (intentional grounding in end zone)

Blocked a Kentucky punt: Southern Miss, Sept. 3, 2016

Blocked a Kentucky field goal: at Georgia, Oct. 16, 2021

Blocked a Kentucky PAT: at Ole Miss, Oct. 1, 2022

Had a player with 30 rush attempts: 37, Larry Rountree (Missouri, 126 yards), Oct. 24, 2020

Had a player with 100 yards rushing: 106, Quinshon Judkins (Ole Miss), Oct. 1, 2022

Had a player with 200 yards rushing: 210, Kevin Harris (South Carolina), Dec. 5, 2020

Had two players with 100 yards rushing: 107, Tavien Feaster, 102, Rico Dowdle (South Carolina), Sept. 28, 2019

Had a player with 40 pass attempts: 51 by Connor Bazelak (Missouri), Sept. 11, 2021

Had a player with 25 pass completions: 34 by Connor Bazelak (Missouri), Sept. 11, 2021

Had a player with 300 yards passing: 316 by Hendon Hooker (Tennessee), Nov. 6, 2021

Had two players with 100 yards passing: 174 by Feleipe Franks and 126 by Kyle Trask (Florida), Sept. 14, 2019

Had a player with 10 pass receptions: 10, Tyler Badie (Missouri, 88 yards), Sept. 11, 2021

Had a player with 100 yards receiving: 100, Malik Heath (Ole Miss, 6 catches), Oct. 1, 2022

Had a player with 200 yards receiving: 216 by Demarcus Robinson (Florida), Sept. 13, 2014

Had two players with 100 yards receiving: 111, Korey Robertson and 103, Quez Watkins (Southern Miss), Sept. 2, 2017

Had a player return a kickoff for a TD: Evan Berry (UT), 100 yards, Oct. 31, 2015


Had a player return a punt for a TD: Kadarius Toney (UF), 50 yards, Nov. 28, 2020

Had a player return a blocked FG for a TD: Neiko Thorpe (69 yards) vs. Auburn, Oct. 17, 2009

Had a player return a blocked punt for a TD: Chris Rainey (23 yards) vs. Florida, Sept. 26, 2009

Had a player return an interception for a TD: Alontae Taylor (Tennessee), 56 yards, Nov. 6, 2021

Had a player return a fumble for a TD: Trevor Brohard (New Mexico State), 25 yards, Nov. 20, 2021



INDIVIDUAL/TEAM RECORDS - CAREER

Most Career Wins By A Head Coach, School History

- 1. 63 Mark Stoops (2013-Present)
2. 60 Paul "Bear" Bryant (1946-1953)
3. 47 Fran Curci (1973-1981)
4. 41 Jerry Claiborne (1982-1989)
41 Blanton Collier (1954-1961)
6. 39 Rich Brooks (2003-2009)

Most Career Home Wins By A Head Coach, School History

- 1. 44 Mark Stoops (2013-present)
2. 33 Paul Bryant (1946-53)
3. 32 Jerry Claiborne (1982-89)
4. 29 Fran Curci (1973-81)
29 Blanton Collier (1954-61)

Rushing Yardage, Career

Table with columns: #, Player, Years, Att, Yards, Avg., TD. Lists top rushing yardage leaders like Benny Snell Jr. and Chris Rodriguez Jr.

Avg. Per Rushing Attempt, Career (min. 200 attempts)

Table with columns: #, Player, Years, Average per rush. Lists players like C. Rodriguez Jr. and Chris Rodriguez Jr.

Rushing Touchdowns, Career

Table with columns: #, Player, Years, TD. Lists top rushing TD leaders like Benny Snell and Chris Rodriguez Jr.

Consecutive Games with a Rushing TD (since 1985)

- 1. Benny Snell Jr. (2017) 6
2. Chris Rodriguez Jr. (2020-2021) 5
Stanley "Boom" Williams (2016)
Artose Pinner (2002)

100-Yard Rushing Games, Career

- 1. Benny Snell Jr., 2016-18 19
2. Sonny Collins, 1972-75 18
3. Chris Rodriguez Jr., 2018-present 15
4. Rafael Little, 2004-07 13
Moe Williams, 1993-95 13

Most Passing Touchdowns, Career

- 1. Andre' Woodson (2004-07) 79
2. Jared Lorenzen (2000-03) 78
3. Tim Couch (1996-98) 74
4. Babe Parilli (1949-51) 50
5. Mike Hartline (2007-10) 38

Will Levis (2021-present) 36

Most 300-yard Passing Games, Career

- 1. Tim Couch (1996-98) 20
2. Jared Lorenzen (2000-03) 15
3. Andre' Woodson (2004-07) 7
4. Will Levis (2021-present) 6

Most Victories as Startin QB, Career

- 1. Andre' Woodson (2004-07) 19
2. Terry Wilson (2018-20) 17

Will Levis (2021-present) 14

Most Rushing Touchdowns Among QBs, Career (min. 200 passing att.)

- 1. Derrick Ramsey (273 pass att.), 1975-1977 25
2. Mike Fanuzzi (219 pass att.), 1971-1974 16
3. Shane Boyd (479 pass att.), 2001-2004 13
Pookie Jones (504 pass att.), 1991-1993 13
5. Jared Lorenzen (1514 pass att.), 2000-2003 12
6. Will Levis (468 pass att.), 2021-present 11
Terry Wilson (520 pass att.), 2018-2020 11

Most Points Scored, Career

- 1. Austin MacGinnis (72fg/143pat), 2014-17 359
2. Lones Seiber (49fg/158pat), 2006-09 305
3. Benny Snell Jr. (48td/1-2pt), 2016-18 290
Joey Worley (57fg/75pat), 1984-87 246
5. Seth Hanson (35fg/127pat), 1997-98, 2000-01 232
6. Taylor Begley (36fg/118pat), 2002-05 226
Randall Cobb (37td/2pat), 2008-10 226
8. Matt Ruffolo (33fg/109pat), 2017-22 208
9. Craig Yeast (32 td), 1995-98 192
10. Craig McIntosh (31fg,81pat), 2009-12 174
Chris Rodriguez Jr. (29td), 2018-22 174

Best Field Goal Percentage, Career (min. 10 made)

Table with columns: Player, Pct., Made/Att, Years. Lists Joe Mansour, Marc Samuel, Matt Ruffolo, and Austin MacGinnis.

Most Consecutive Field Goals Made

- 1. Austin MacGinnis (2017) 11
Austin MacGinnis (2014-15) 11
2. Taylor Begley (2005) 9
Matt Ruffolo (2021-2022) 9

300-Tackle Club, Career (at UK)

- 1. Jim Kovach (1974-78) 521
2. Chris Chenault (1985-88) 482
3. Jeff Kremer (1984-87) 475
4. Marty Moore (1990-93) 462
5. John Grimsley (1980-83) 437
6. Kevin McClellan (1980-83) 416
7. Wesley Woodyard (2004-07) 395
8. Jerry Blanton (1974-77) 389
9. Randy Holleran (1987-90) 379
10. Danny Trevathan (2008-11) 374
11. Richard Jaffe (1976-79) 350
12. Brian Williams (1982-1985) 350
13. Tom Ehlers (1972-74) 349
14. Darryl Bishop (1971-73) 348
15. Larry Smith (1983-86) 342
16. Tom Ranieri (1972-75) 329
17. Art Still (1974-77) 327
18. Keith Martin (1980-83) 319
19. Mike Edwards (2015-18) 318

DeAndre Square (2018-22) 276



KROGER FIELD

On game day, Kroger Field often becomes the third-largest city in Kentucky.



- Since its opening in 1973, Kentucky has played 322 games within the friendly confines of newly-named Kroger Field. UK has a 180-138-4 record (.566), 44-22 (.667) under Mark Stoops.
- UK set a new Kroger Field attendance record when 63,543 fans packed the stadium for the Nov. 3, 2018 game vs. No. 6 Georgia.
- Two of the top five crowds in Kroger Field history came in 2018.
- UK announced its first sellout since 2015 when 62,945 fans attended the Florida game on Sept. 23, 2017.
- Since the 1999 expansion, UK has averaged 60,261 fans per game and ranked in the nation's top 30 teams in attendance in 16 of the last 18 seasons. Both the single game and season attendance record has been broken in recent years. *Note: Kroger Field capacity was limited to 12,000 fans per game in 2020 due to COVID-19 restrictions
- The stadium footprint is named C.M. Newton Grounds at Kroger Field in honor of the former UK Director of Athletics.

KROGER FIELD

Commonwealth Stadium was renamed to Kroger Field in May of 2017. The agreement--which is between Kroger and JMI Sports, UK's multimedia rights partner--begins at approximately \$1.85 million annually with a term of up to 12 years. With the partnership, Kroger becomes the Official Fuel Partner of the University of Kentucky and the Official Grocery Partner of Move-In at UK while also providing additional engagement opportunities with

UK students. Per the agreement, Kroger is also the Official Nutrition and Pharmacy Partner of UK Athletics.

Kroger Field was transformed into a state-of-the-art facility after a \$126-million reinvention which was completed prior to the 2015 season. The project was handled by HNTB. The outside of the stadium underwent a dramatic external facelift, receiving a modern look, but one that remained uniquely Kentucky. Inside, the capacity of Kroger Field was reduced over the course of the two-year project to approximately 61,000, but the value of all remaining seats were increased, from the top of the upper deck to front-row seats at midfield. Concourses were revamped and widened throughout the stadium with improved concessions, restrooms and security. Players and coaches reaped the benefits of the new Kroger Field as well, as home-team facilities were built, and a multi-purpose recruiting room hosts future Wildcats on their on-campus visits.

FACTS AND FIGURES

Seating Capacity: 61,000, including the Commonwealth Suites

Playing Field: UK switched from natural grass to synthetic turf for the 2015 season. Other SEC schools with a turf surface are: Arkansas, Ole Miss, Mississippi State and Missouri. The end zones and team sideline areas feature a checkerboard pattern in alternating shades of blue. It was designed to mimic the pattern of Secretariat's silks, which has been part of the football uniforms for five seasons. The school's new interlocking "UK" logo is positioned in the center of the field.

Video Boards: Two new 10 mm LED video boards were installed in the summer of 2022 by Formetco Sports. The interior seating bowl also has LED ribbon boards.

Sound System: Sportsound system delivers pounding bass energy, smooth mid- and high-range frequencies, and high-impact entertainment. Components of the sound system include a main speaker cluster behind the end zone, under-balcony speakers and concourse speakers.

GAME DAY EXPERIENCES

The "Cat Walk" on Talbott Todd Way: With the unveiling of the new \$45 million Kentucky Football Training Facility in August of 2016, the headquarters of the program moved next door to Kroger Field. Therefore, the Cat Walk was moved to Talbott Todd Way. The Cat Walk typically begins outside Gate 1 two hours and 15 minutes prior to kickoff, and the team proceeds past Gate 1 and between Kroger Field and Nutter Field House. It was dedicated to former Wildcat Talbott Todd (1963-65) who passed away from ALS in August of 2017 and was an avid supporter of the program. From Talbott Todd Way the team walks to the locker room in the Joe Craft Kentucky Football Training Facility.

Lift Them Up: A unique partnership with Toyota Motor Manufacturing Kentucky (TMMK), the Kentucky College of Engineering and the Kentucky Children's Hospital was launched in 2019 that brings special guests to the Cat Walk as the Kentucky football team arrives at Kroger Field. A specially built push cart vehicle provides a Kentucky Children's Hospital patient the chance to both accompany the Wildcats on the Cat Walk and attend a game at Kroger Field. A new patient is chosen by the Kentucky Children's Hospital each week to participate.

TOP ATTENDANCES FOR KROGER FIELD

| | | |
|----|--------|----------------------|
| 1. | 63,543 | Georgia, 2018 |
| 2. | 63,407 | Auburn, 2015 |
| 3. | 63,380 | EKU, 2015 |
| 4. | 63,081 | South Carolina, 2018 |
| 5. | 63,076 | Florida, 2019 |
| 6. | 63,040 | Florida, 2015 |
| 7. | 62,945 | Florida, 2017 |
| 8. | 62,933 | UL Lafayette, 2015 |
| 9. | 62,512 | Louisville, 2015 |



ALPHABETICAL ROSTER

Table with 5 columns: Player Name, Position, Height, Weight, and Experience. Lists players from Alex Afari Jr. to Noah Matthews.

NUMERICAL ROSTER (AS OF AUG. 25)

Table with 5 columns: Player Number, Player Name, Position, Height, and Weight. Lists players from 0* Kavosiey Smoke to 42 Tyreese Fearbry, including their hometowns.



| | | | | | |
|----|----------------------|-----|------|------|--------|
| 17 | JuTahn McClain | RB | 5-9 | 201 | Jr-2L |
| 37 | Edward McKee | ILB | 6-1 | 206 | Fr-HS |
| 83 | Jack Monday | TE | 6-1 | 227 | Fr-HS |
| 54 | Jordan Morrow | LS | 6-1 | 226 | Sr-Sq |
| 47 | Jarard Mosely | DB | 6-2 | 185 | Fr-HS |
| 38 | William Nalty | ILB | 6-0 | 220 | %Sr-2L |
| 22 | Chris Oats | ILB | 6-3 | 232 | Sr-2L |
| 35 | Sean O'Horo | RB | 5-11 | 180 | Fr-HS |
| 8 | Octavious Oxendine | DL | 6-1 | 281 | Jr-2L |
| 58 | Lucas Padgett | OL | 6-4 | 306 | So-Sq |
| 55 | Clay Perry | LS | 6-0 | 193 | Jr-1L |
| 23 | Andru Phillips | DB | 6-0 | 190 | So-1L |
| 34 | Brady Pierce | DB | 6-0 | 181 | Fr-HS |
| 12 | Chance Poore | K | 6-2 | 221 | Sr-3L |
| 24 | Elijah Reed | DB | 6-3 | 183 | Fr-HS |
| 66 | Abelardo Reza | OL | 6-3 | 250 | Fr-HS |
| 28 | Jordan Robinson | DB | 6-4 | 202 | So-Tr |
| 9 | Tayvion Robinson | WR | 5-11 | 187 | Sr-Tr |
| 24 | Chris Rodriguez Jr. | RB | 5-11 | 224 | Sr-3L |
| 67 | Paul Rodriguez | OL | 6-5 | 325 | Fr-RS |
| 52 | Justin Rogers | DL | 6-3 | 332 | Jr-2L |
| 96 | Matt Ruffolo | K | 5-11 | 211 | %Sr-3L |
| 90 | Tre'vonn Rybka | DL | 6-4 | 275 | So-1L |
| 92 | Kahlil Saunders | DL | 6-5 | 288 | Fr-RS |
| 29 | Jackson Schulz | DB | 6-2 | 180 | Fr-HS |
| 12 | Kaiya Sheron | QB | 6-3 | 208 | Fr-RS |
| 39 | Jackson Smith | K | 5-11 | 194 | Fr-HS |
| 1 | Keidron Smith | DB | 6-2 | 204 | %Sr-Tr |
| 0 | Kavosiey Smoke | RB | 5-9 | 209 | Sr-3L |
| 5 | DeAndre Square | ILB | 6-1 | 221 | %Sr-4L |
| 21 | Andre Stewart | DB | 5-11 | 182 | Fr-HS |
| 87 | Josh Terrell | WR | 5-10 | 175 | Fr-HS |
| 44 | Martez Thrower | ILB | 6-2 | 224 | So-1L |
| 7 | Vito Tisdale | DB | 6-1 | 184 | Jr-2L |
| 88 | Keaton Upshaw | TE | 6-6 | 246 | Sr-2L |
| 14 | Carrington Valentine | DB | 6-0 | 194 | Jr-2L |
| 48 | Jack Varga | FB | 5-11 | 223 | Sr-Sq |
| 15 | Destin Wade | QB | 6-3 | 222 | Fr-HS |
| 20 | Keaten Wade | OLB | 6-5 | 237 | Fr-HS |
| 0 | Deone Walker | DL | 6-6 | 330 | Fr-HS |
| 32 | Trevin Wallace | ILB | 6-2 | 240 | So-1L |
| 43 | Angelo Washington | ILB | 6-2 | 226 | Fr-HS |
| 13 | J.J. Weaver | OLB | 6-5 | 242 | Jr-2L |
| 39 | Dillon Wheatley | FB | 6-1 | -215 | Sr-Sq |
| 18 | Brandon White | WR | 5-9 | 160 | Fr-HS |
| 49 | Jai Williams | OLB | 6-5 | 215 | So-Sq |
| 60 | Quintin Wilson | OL | 6-1 | 295 | Sr-3L |
| 74 | David Wohlabough Jr. | OL | 6-6 | 302 | Fr-RS |
| 15 | Jordan Wright | OLB | 6-5 | 231 | %Sr-4L |
| 29 | La'Ve'll Wright | RB | 6-0 | 217 | Fr-RS |
| 71 | John Young | OL | 6-6 | 304 | So-1L |

| | | | | | |
|-----|----------------------|-----|------|-----|--------|
| 43 | Angelo Washington | LB | 6-2 | 226 | Fr-HS |
| 44 | Martez Thrower | ILB | 6-2 | 224 | So-1L |
| 45 | Jase Bruner | OLB | 6-2 | 235 | Jr-Sq |
| 46* | Braxton Eiserman | ILB | 6-1 | 226 | Sr-Sq |
| 46* | Cade Degraw | LS | 5-11 | 213 | Sr-2L |
| 47* | Justice Dingle II | FB | 6-3 | 267 | Sr-Sq |
| 47* | Jarard Mosely | DB | 6-2 | 185 | Fr-HS |
| 48 | Jack Varga | FB | 5-11 | 223 | Sr-Sq |
| 49 | Jai Williams | OLB | 6-5 | 215 | So-Sq |
| 50 | Darrion Henry-Young | DL | 6-4 | 255 | So-Tr |
| 52 | Justin Rogers | DL | 6-3 | 332 | Jr-2L |
| 54* | D'Eryk Jackson | ILB | 6-1 | 241 | Jr-2L |
| 54* | Jordan Morrow | LS | 6-1 | 226 | Sr-Sq |
| 55* | Clay Perry | LS | 6-0 | 193 | Jr-1L |
| 55* | Noah Matthews | OLB | 6-5 | 244 | Fr-HS |
| 56 | Deondre Buford | OL | 6-3 | 312 | So-Sq |
| 57 | Jonathan Berry | OL | 6-5 | 284 | So-Sq |
| 58 | Lucas Padgett | OL | 6-4 | 306 | So-Sq |
| 59 | Conner Long | OLB | 6-3 | 220 | So-Sq |
| 60 | Quintin Wilson | OL | 6-1 | 295 | Sr-3L |
| 62 | Jager Burton | OL | 6-4 | 301 | Fr-RS |
| 63 | Alex Bascom | DL | 6-5 | 264 | Sr-Sq |
| 64 | Richard Bascom | DL | 6-5 | 269 | Sr-Sq |
| 65 | Grant Bingham | OL | 6-5 | 318 | Fr-HS |
| 66 | Abelardo Reza | OL | 6-3 | 250 | Fr-HS |
| 67 | Paul Rodriguez | OL | 6-5 | 325 | Fr-RS |
| 68 | Kenneth Horsey | OL | 6-3 | 304 | Fr-3L |
| 70 | Nikolas Hall | OL | 6-6 | 307 | Fr-HS |
| 71 | John Young | OL | 6-6 | 304 | So-1L |
| 72 | Josh Jones | OL | 6-6 | 325 | So-Sq |
| 74 | David Wohlabough Jr. | OL | 6-6 | 302 | Fr-RS |
| 75 | Eli Cox | OL | 6-4 | 298 | Jr-2L |
| 77 | Jeremy Flax | OL | 6-6 | 328 | Jr-Sq |
| 78 | Kiyaunta Goodwin | OL | 6-8 | 351 | Fr-HS |
| 79 | Tashawn Manning | OL | 6-4 | 330 | %Sr-Tr |
| 80 | Brenden Bates | TE | 6-5 | 264 | Sr-3L |
| 81 | Cole Lanter | WR | 5-11 | 179 | Fr-HS |
| 82 | Tae Tae Crumes | WR | 6-1 | 187 | Jr-Sq |
| 83 | Jack Monday | TE | 6-1 | 227 | Fr-HS |
| 84 | Josh Kattus | TE | 6-4 | 232 | Fr-HS |
| 85 | Jordan Dingle | TE | 6-4 | 236 | Fr-RS |
| 86 | Dylan Gary | WR | 6-4 | 198 | Fr-HS |
| 87 | Josh Terrell | WR | 5-10 | 175 | Fr-HS |
| 88 | Keaton Upshaw | TE | 6-6 | 246 | Sr-2L |
| 89 | Chris Lewis | WR | 6-4 | 202 | Fr-RS |
| 90 | Tre'vonn Rybka | DL | 6-4 | 275 | So-1L |
| 91 | Sam Anaele | DL | 6-4 | 287 | So-Sq |
| 92 | Kahlil Saunders | DL | 6-5 | 288 | Fr-RS |
| 93 | Wilson Berry | P | 6-4 | 208 | Fr-RS |
| 94 | Colin Goodfellow | P | 6-2 | 225 | %Sr-2L |
| 95 | Jamarius Dinkins | DL | 6-5 | 280 | Fr-RS |
| 96 | Matt Ruffolo | K | 5-11 | 211 | %Sr-3L |
| 98 | Isaiah Beasley | DL | 5-11 | 263 | Jr-Sq |
| 99 | Josaih Hayes | DL | 6-3 | 309 | Jr-2L |

| |
|--|
| Ironton, Ohio (Ironton) |
| Rochelle, Ga. (Wilcox County) |
| Science Hill, Ky. (Somerset) |
| Jackson, Ky. (Breathitt County) |
| Lake Cormorant, Miss. (Lake Cormorant) |
| Bowling Green, Ky. (Georgia Tech/Bowling Green HS) |
| West Palm Beach, Fla. (Cardinal Newman) |
| Louisville, Ky. (St. Xavier) |
| Lake Forest, Ill. (Lake Forest) |
| Cincinnati, Ohio (Ohio State/Princeton HS) |
| Detroit, Mich. (Oak Park) |
| Dublin, Ga. (West Laurens) |
| Louisville, Ky. (St. Xavier) |
| Upton, Ky. (Central Hardin) |
| Bridgeville, Del. (Woodbridge) |
| Detroit, Mich. (Martin Luther King) |
| Stamping Ground, Ky. (Scott County) |
| Birmingham, Ala. (La Cueva) |
| East Lansing, Mich. (East Lansing) |
| Cincinnati, Ohio (Turpin) |
| Lexington, Ky. (Frederick Douglass) |
| Louisville, Ky. (St. Xavier) |
| Louisville, Ky. (St. Xavier) |
| Johnson County, Ky. (Johnson Central) |
| Eminence, Ky. (Eminence HS) |
| Mason, Ohio (William Mason) |
| Sanford, Fla. (Sanford Seminole) |
| Austin, Texas (Akins) |
| Louisville, Ky. (Christian Academy) |
| Columbus, Ga. (Central-Phenix City - Ala.) |
| Stow, Ohio (Walsh Jesuit) |
| Nicholasville, Ky. (West Jessamine) |
| Detroit, Mich. (Independence CC/Robichaud) |
| Louisville, Ky. (Charleston (Ind.)) |
| Apopka, Fla. (Auburn/Wekiva) |
| Cincinnati, Ohio (Archbishop Moeller) |
| Danville, Ky. (Boyle County) |
| Louisville, Ky. (Butler) |
| Lexington, Ky. (Lexington Catholic) |
| Cincinnati, Ohio (Archbishop Moeller) |
| Bowling Green, Ky. (Bowling Green HS) |
| Sugar Hill, Ga. (North Gwinnett) |
| Fort Worth, Texas (Grapevine Faith Christian) |
| Lima, Ohio (Lima Senior) |
| Pleasant Grove, Ala. (Pleasant Grove) |
| Dickson, Tenn. (Dickson County) |
| Lagos, Nigeria (McDougle Technical Institute - Fla.) |
| Huntsville, Ala. (Grissom) |
| Maribyrnong, Australia (Maribyrnong College) |
| Cleveland, Ohio (Saint Ignatius) |
| Columbus, Ohio (Walnut Ridge) |
| Centerville, Ohio (Archbishop Alter) |
| Radcliff, Ky. (North Hardin) |
| Horn Lake, Miss. (Horn Lake) |

PRONUNCIATION GUIDE

Sam Anaele (ah-NEL-lee)
 Tyrell Ajian (a-jun)
 Barion (bear-EON) Brown
 Jager (Jagger) Burton
 (Chah-mar-EON) Bush
 Dekel (da-KEL) Crowdus (CROWD-us)
 Jamarius (jah-MAR-ee-us) Dinkins
 Taj (same as "Taj Mahal") Dodson
 Tomiwa (TOE-mee-wah) Durojaiye (Durr-oh-Ji-yay)
 Jalen Geiger (GI-ger)
 Kiyaunta (key-ON-tay) Goodwin
 Josaih (joe-SIGH-uh) Hayes

D'Eryk (dee-ERIC) Jackson
 Will Lewis (lev-iss)
 Tashawn (TAY-shawn) Manning
 JuTahn (juh-TAWN) McClain
 Abelardo (abba-LAR-doe) Reza (REE-zah)
 Tayvion (TAY-vee-on) Robinson
 Kaiya (Ki-yah) Sheron (Sharon)
 Keidron (KEY-drun) Smith
 Kavosiey (kuh-VOS-ee-AYE) Smoke
 Deone (dee-ON) Walker
 Jai (Ji) Williams
 David Wohlabough (WUL-uh-bah)





HEAD COACH MARK STOOPS / 10TH SEASON / IOWA, 1989



Mark Stoops has 63 wins in the Blue and White, surpassing the school record of 60 set by Paul “Bear” Bryant.

Under Stoops, 22 players have been drafted in the NFL, including 13 defensive players.

“I think Mark Stoops is the best program builder in all of college football right now.”

-- Tom Luginbill, ESPN National Recruiting Director and on-air game analyst

The Kentucky football program continues to stack an impressive set of milestones under the leadership of Mark Stoops.

On Jan. 1, when Kentucky took the field for the Vrbo Citrus Bowl, it made official a school-record six consecutive bowl games – all under Stoops – surpassing the mark of five straight bowls from 2006-10.

And, when the Wildcats rallied to defeat Iowa -- UK’s 10th fourth-quarter comeback victory during the last six seasons -- it also marked a school-record fourth-straight bowl win.

The victory over the Hawkeyes was UK’s 16th in a row vs. non-conference opponents, the longest active streak in the nation.

Kentucky finished the season with a 10-3 record, only the fourth time in school history (twice in the last four years under Stoops) that the Wildcats have reached double-digit victories. UK began the season with a 6-0 start for the first time since 1950, when the legendary Paul “Bear” Bryant patrolled the sidelines in Lexington.

The 2021 campaign featured a 5-3 tally in the Southeastern Conference. UK finished in sole possession of second place in the SEC Eastern Division, the first time the Wildcats were solely in second since the league split into divisions in 1992.

More milestones loom in the near future. When the Wildcats begin the 2022 season, it will be Stoops’ 10th year at UK, longer than any coach in school history.

In addition, Stoops has 59 wins in the Blue and White, needing only two more triumphs to surpass the school standard of 60 set by Bryant.

As quickly as the achievements have come recently, Stoops’ success has been far from easy.

Inheriting a program that was 2-10 in 2012, the year before he arrived, Stoops’ rebuilding efforts took time. Two games into the 2016 season his record was 12-26, but the program took off from there and the coach has engineered a 47-27 (63.5%) mark since.

In addition to the numerous landmarks above, a partial accounting of Stoops’ achievements features:



STOOPS AND CO. MAKING A HIT IN RECRUITING

In nine seasons at the helm of the Kentucky football program, head coach Mark Stoops and his staff have been making noise on the recruiting trail. Kentucky's 10 classes under Stoops have ranked in the top 50 by all four major recruiting services. Below is a look at UK's recruiting success under Stoops and Co.

Kentucky's Signing Day class for 2022, at the time of this writing, is UK's highest-rated class in the available history of recruiting rankings. (Note: these rankings are based on UK's 20 signees, 19 high school and one junior college, and do not include four-year college transfers Tashawn Manning and Tayvion Robinson.)

| Outlet | 2013 | 2014 | 2015 | 2016 | 2017 | 2018 | 2019 | 2020 | 2021 | 2022 |
|-----------|------|------|------|------|------|------|------|------|------|------|
| Rivals | #29 | #17 | #35 | #29 | #26 | #30 | #30 | #20 | #45 | #10 |
| ESPN | #36 | #20 | #43 | #34 | #30 | #36 | #36 | #23 | #40 | #13 |
| 247Sports | #41 | #23 | #38 | #34 | #29 | #38 | #34 | #22 | #39 | #11 |

- 37 wins in the last four seasons, which is tied for 13th among Power Five programs;
- Winning the season finale four years in a row for the first time since 1898-1901;
- Since 2016, a 20-8 record (71.4%) in games decided by seven points or less;
- First home win over Florida since 1986, also marking the first win over an Associated Press top 10-ranked opponent since 2010 (2021);
- First win at Tennessee since 1984 (2020)
- First New Year's Day Bowl win since 1951 (2018 season)
- First 10-win season since 1977 (2018)
- First SEC Coach of the Year since 1983 (2018)
- First final poll ranking since 1984 (2018)
- First bowl win since 2008 (2018)
- First win vs. Florida since 1986 (2018)
- First bowl appearance since 2010 (2016)

In addition to the team accomplishments, several of Stoops' players have won All-America accolades, along with honors such as the Bronko Nagurski Award, Chuck Bednarik Award, Paul Hornung Award, Ronnie Lott Trophy, Ray Guy Award, Danny Wuerffel Trophy, Jason Witten Man of the Year, Pop Warner Award, Academic All-America and National Good Works Team.

The bountiful crop of victories and honors are the fruit of the last six seasons, but the harvest didn't come easily. Arriving in 2013, taking over a team that had gone 2-10 the season before, it took three years of plowing,

planting and growing before the results came.

Stoops earned his first bowl game as head coach in 2016, when the Wildcats overcame an 0-2 start to go 7-3 down the stretch and advance to the TaxSlayer Gator Bowl. UK duplicated seven wins in 2017, playing in the Franklin-American Mortgage Music City Bowl.

Led by linebacker Josh Allen, the National Defensive Player of the Year, and Benny Snell Jr., the school's all-time leading rusher, the 2018 squad went 10-3. It was UK's best season in 41 years, topped by a win over Penn State in the VRBO Citrus Bowl. It was only the third 10-win season in school history.

In addition, the 2018 campaign featured a win at Florida -- the Wildcats' first victory over the Gators in 32 years -- resulting in UK being named the National Team of the Week by the Football Writers Association of America. The regular season concluded with a 56-10 win at in-state rival Louisville, the largest margin of victory in the history of the Governor's Cup series.

UK was No. 11 in the final USA Today coaches' poll and No. 12 in the final Associated Press tabulation, the school's first appearance in the final rankings since 1984. The 2018 season also continued a remarkable trend -- since Stoops took over as coach of the Cats in 2013, UK was the only school in the nation that tied or improved its win total in six straight seasons.

CollegeFootballNews.com listed Stoops as the best coaching performance of the season and he was named Southeastern Conference Coach of the Year by The Associated Press, Athlon Sports and the league coaches.

The 2019 season was one of the most unusual in school history. A succession of injuries decimated the quarterbacks and Stoops turned to wide receiver Lynn Bowden Jr. to man the QB position. Running the ball almost

exclusively, UK went 6-2 down the stretch and closed the season with four straight wins, topped by a dramatic come-from-behind Belk Bowl win over Virginia Tech when Bowden threw the game-winning touchdown pass with only 15 seconds remaining.

How has Stoops accomplished all of this? The coach would tell you that there's been nothing magical about the process.

True to his blue-collar roots in Youngstown, Ohio, the methodical advancement made by Stoops' teams is a reflection of the coach's rock-steady work ethic, tireless recruiting, and ability to adapt.

Stoops came to Kentucky from Florida State, where he was defensive coordinator from 2010-12. He inherited a unit ranked 108th in the nation in total defense and turned it into one of the nation's best. In the 2012 season, the Seminoles were second in the nation in total defense, allowing 254.1 yards per game, and sixth nationally in scoring defense at 14.7 points per game. Playing well against the run and the pass, FSU was third in the country in rushing defense and led the nation in pass defense. FSU led the ACC in seven defensive categories. Stoops also coached the defensive backs under head coach Jimbo Fisher.

Eight Seminoles on defense earned 2012 All-ACC honors, including four first-team selections, highlighted by one of the nation's top defensive end duos in Bjoern Werner and Corneliuss Carradine, who combined for 24 sacks and 31 tackles for loss. Werner was a finalist for the 2012 Bronko Nagurski Award as the National Defensive Player of the Year and was among the national leaders in sacks with 13. Stoops also coached cornerback Ronald Darby to ACC Defensive Rookie of the Year.

The Seminoles' prowess was a continuation of the 2011 season, when Stoops' defenders led the nation in fewest yards allowed per carry (2.3), ranked fourth in the



nation in total defense (275 yards per game), second in rushing defense (82.7 ypg), fourth in scoring defense (15.1 points per game), and eighth in tackles for loss (8.6 per game) and quarterback sacks (3.1 per game). FSU led the ACC in eight defensive categories.

Stoops overhauled the Florida State defense in 2010, his first season as defensive coordinator. The Seminoles gave up 19.6 points per game, third-best in the ACC and 20th nationally. FSU ranked 42nd nationally in total defense that season; in contrast, the team was 108th nationally in total defense and 94th in scoring defense in 2009, the year before Stoops' arrival. FSU improved its overall defense by more than 80 yards per game, primarily by limiting opponents to 75 fewer rushing yards per game. The Seminoles ranked third in the nation in quarterback sacks and were 21st in tackles for loss. In the secondary, Stoops coached Xavier Rhodes to ACC Defensive Rookie of the Year honors and National Defensive Freshman of the Year accolades.

During Stoops' three seasons, FSU went 10-4, 9-4 and 12-2, including wins over South Carolina in the 2010 Chick-fil-A Bowl, Notre Dame in the 2011 Champs Sports Bowl and Northern Illinois in the 2013 Orange Bowl.

Stoops was defensive coordinator and DBs coach at Arizona from 2004-09, working for his brother, Mike, who was head coach of the Wildcats. During Mark's time there, Arizona's records improved steadily, going 3-8, 3-8, 6-6, 5-7, 8-5 and 8-5. The Wildcats advanced to the Las Vegas Bowl and Holiday Bowl during the last two years.

Stoops inherited an Arizona unit that was 109th in the nation in total defense and 107th in scoring defense in 2003, the year before he arrived. By the end of his term at Arizona, the Wildcats ranked in the nation's top 25 in total defense his final two seasons and ranked as high as 33rd in scoring defense.

Mark and Mike are also brothers of Bob Stoops, who spent 18 years as the Oklahoma head coach and has been elected to the College Football Hall of Fame. The eldest Stoops brother, Ron Jr., is retired after coaching at Youngstown State. Mark and Mike have reunited in Lexington, as Mike has joined the UK staff as inside linebackers coach.

Prior to Arizona, Mark Stoops coached the defensive backs three years at Miami (Fla.). The 2001 national champion Hurricanes led the nation in pass efficiency defense, scoring defense and turnover margin. That team also established a school

record with 27 interceptions and 45 total takeaways.

Stoops' 2002 secondary led the nation in pass defense and pass efficiency defense. Despite having to replace all four starters in the defensive backfield, the 2003 team led the nation in pass defense. In his three seasons, Miami went 35-3, including the 12-0 Rose Bowl title campaign, plus appearances in the Fiesta and Orange bowls. Ten Miami defensive backs who played at least one season under Stoops were eventually selected in the National Football League draft – seven in the first round.

Stoops got his first experience in leading a defense as co-defensive coordinator at Houston in the 2000 season. He coached the secondary at Wyoming from 1997-99 and the Cowboys notched three straight winning seasons. A highlight of his time there was a school-record 24 interceptions in the '97 season. His first full-time coaching job was in 1996 at South Florida, helping USF in the start-up of its program before the Bulls had their first kickoff in '97.

Stoops has recruited and developed numerous outstanding defensive backs, many of whom went on to National Football League careers. Among the notables are Antoine Cason and Michael Johnson at Arizona, Miami's Philip Buchanon, Kelly Jennings, Brandon Meriweather, Ed Reed, Antrel Rolle, Mike Rumph and Sean Taylor and Wyoming's Brian Lee.

Stoops was raised in Youngstown, Ohio. As did brothers Bob and Mike, Mark played in the secondary at the University of Iowa for Hall of Fame coach Hayden Fry. He participated in four bowl games as a player. Fry hired Stoops as a graduate assistant coach at Iowa in the 1990 and '91 seasons. The Hawkeyes won the 1990 Big Ten title and played in the Rose Bowl, duplicating feats Stoops also achieved as a player. Stoops went on to coach four years in high school before entering the collegiate ranks.

Stoops has two sons, Will and Zack.

STOOPS VS. ALL OPPONENTS

Table with 2 columns: Opponent and Record. Lists various college football teams and their win-loss records against Stoops' teams.

STOOPS' PROGRAM RECORDS

Table with 2 columns: Rank and Record. Lists the most wins by a head coach in school history and at Kroger Field.




THE MARK STOOPS COACHING FILE

| Year | School | Position | W-L | SEC | Bowl |
|---------|---------------|-------------------------------|--------------|--------------|-----------------|
| 1990 | Iowa | Graduate Assistant | 8-4 | | Rose |
| 1991 | Iowa | Graduate Assistant | 10-1-1 | | Holiday |
| 1992-95 | Nordonia HS | Defensive Backs | | | |
| 1996 | South Florida | Defensive Backs | 0-0 | | |
| 1997 | Wyoming | Defensive Backs | 7-6 | | |
| 1998 | Wyoming | Defensive Backs | 8-3 | | |
| 1999 | Wyoming | Defensive Backs | 7-4 | | |
| 2000 | Houston | Co-Defensive Coord., Safeties | 3-8 | | |
| 2001 | Miami (Fla.) | Defensive Backs | 12-0 | | Rose |
| 2002 | Miami (Fla.) | Defensive Backs | 12-1 | | Fiesta |
| 2003 | Miami (Fla.) | Defensive Backs | 11-2 | | Orange |
| 2004 | Arizona | Defensive Coordinator, DBs | 3-8 | | |
| 2005 | Arizona | Defensive Coordinator, DBs | 3-8 | | |
| 2006 | Arizona | Defensive Coordinator, DBs | 6-6 | | |
| 2007 | Arizona | Defensive Coordinator, DBs | 5-7 | | |
| 2008 | Arizona | Defensive Coordinator, DBs | 8-5 | | Las Vegas |
| 2009 | Arizona | Defensive Coordinator, DBs | 8-5 | | Holiday |
| 2010 | Florida State | Defensive Coordinator, DBs | 10-4 | | Chick-fil-A |
| 2011 | Florida State | Defensive Coordinator, DBs | 9-4 | | Champs Sports |
| 2012 | Florida State | Defensive Coordinator, DBs | 12-2 | | Orange |
| 2013 | Kentucky | Head Coach | 2-10 | 0-8 | |
| 2014 | Kentucky | Head Coach | 5-7 | 2-6 | |
| 2015 | Kentucky | Head Coach | 5-7 | 2-6 | |
| 2016 | Kentucky | Head Coach | 7-6 | 4-4 | TaxSlayer |
| 2017 | Kentucky | Head Coach | 7-6 | 4-4 | Music City |
| 2018 | Kentucky | Head Coach | 10-3 | 5-3 | Citrus |
| 2019 | Kentucky | Head Coach | 8-5 | 3-5 | Belk |
| 2020 | Kentucky | Head Coach | 5-6 | 4-6 | TaxSlayer Gator |
| 2021 | Kentucky | Head Coach | 10-3 | 5-3 | Vrbo Citrus |
| | | | 59-53 | 29-45 | |

STOOPS' NFL DRAFT PICKS

| Name | Year | Rd | Pick | Overall | Team |
|--------------------|------|----|------|---------|------------|
| Avery Williamson | 2014 | 5 | 11 | 151 | Titans |
| Bud Dupree | 2015 | 1 | 22 | 22 | Steelers |
| Za'Darius Smith | 2015 | 4 | 23 | 122 | Ravens |
| Josh Forrest | 2016 | 6 | 15 | 190 | Rams |
| Josh Allen | 2019 | 1 | 7 | 7 | Jaguars |
| Lonnie Johnson | 2019 | 2 | 22 | 54 | Texans |
| Mike Edwards | 2019 | 3 | 35 | 99 | Bucs |
| Benny Snell Jr. | 2019 | 4 | 19 | 122 | Steelers |
| George Asafo-Adjei | 2019 | 7 | 18 | 232 | Giants |
| Lynn Bowden Jr. | 2020 | 3 | 16 | 80 | Raiders |
| Logan Stenberg | 2020 | 4 | 15 | 121 | Lions |
| Jamin Davis | 2021 | 1 | 19 | 19 | Washington |
| Kelvin Joseph | 2021 | 2 | 12 | 44 | Cowboys |
| Quinton Bohanna | 2021 | 6 | 8 | 192 | Cowboys |
| Brandin Echols | 2021 | 6 | 16 | 200 | Jets |
| Landon Young | 2021 | 6 | 22 | 206 | Saints |
| Phil Hoskins | 2021 | 7 | 3 | 232 | Panthers |
| W. Robinson | 2022 | 2 | 11 | 43 | Giants |
| Josh Paschal | 2022 | 2 | 14 | 46 | Lions |
| Luke Fortner | 2022 | 3 | 1 | 65 | Jaguars |
| Darian Kinnard | 2022 | 5 | 2 | 145 | Chiefs |



STOOPS YEAR-BY-YEAR

2013 – Won 2, Lost 10

Table with 5 columns: Rank, Opponent, Score, Location, Date. Rows include WKU, Miami (Ohio), Louisville, Florida, South Carolina, Alabama, Mississippi State, Alabama State, Missouri, Vanderbilt, Georgia, Tennessee.

COACH: Mark Stoops
CAPTS: Avery Williamson and game captains

2014 – Won 5, Lost 7

Table with 5 columns: Rank, Opponent, Score, Location, Date. Rows include UT Martin, Ohio, Florida, Vanderbilt, South Carolina, ULM, LSU, Mississippi State, Missouri, Georgia, Tennessee, Louisville.

COACH: Mark Stoops
CAPTS: Javess Blue, Alvin "Bud" Dupree, Za'Darius Smith, Jordan Swindle

2015 – Won 5, Lost 7

Table with 5 columns: Rank, Opponent, Score, Location, Date. Rows include UL Lafayette, South Carolina, Florida, Missouri, Eastern Ky, Auburn, Mississippi State, Tennessee, Georgia, Vanderbilt, Charlotte, Louisville.

COACH: Mark Stoops
CAPTS: Farrington Huguenin, Josh Forrest, Patrick Towles, Jordan Swindle, Melvin Lewis, A.J. Stamps

2016 – Won 7, Lost 6

Table with 5 columns: Rank, Opponent, Score, Location, Date. Rows include Southern Miss, Florida, New Mexico St, South Carolina, Alabama, Vanderbilt, Mississippi State, Missouri, Georgia, Tennessee, Austin Peay, Louisville.

TAXSLAYER BOWL

Table with 5 columns: Rank, Opponent, Score, Location, Date. Row: Georgia Tech 33 Jacksonville Dec 31

COACH: Mark Stoops
CAPTS: Jon Toth, Courtney Miggins, Courtney Love, Jeff Badet, Jojo Kemp, Marcus McWilson

2017 – Won 7, Lost 6

Table with 5 columns: Rank, Opponent, Score, Location, Date. Rows include Southern Miss, Eastern Ky, South Carolina, Florida, Eastern Mich, Missouri, Mississippi State, Tennessee, Ole Miss, Vanderbilt, Georgia, Louisville.

FRANKLIN AMERICAN MORTGAGE MUSIC CITY BOWL

Table with 5 columns: Rank, Opponent, Score, Location, Date. Row: Northwestern 24 Nashville Dec 29

COACH: Mark Stoops
CAPTS: Mike Edwards, Nick Haynes, Stephen Johnson, Courtney Love, Garrett Johnson, Charles Walker

2018 – Won 10, Lost 3

Table with 5 columns: Rank, Opponent, Score, Location, Date. Rows include Central Michigan, Florida, Murray State, Mississippi State, South Carolina, Texas A&M, Vanderbilt, Missouri, Georgia, Tennessee, Middle Tennessee, Louisville.

VRBO CITRUS BOWL

Table with 5 columns: Rank, Opponent, Score, Location, Date. Row: Penn State 24 Orlando Jan 1

COACH: Mark Stoops
CAPTS: Josh Allen, George Asafo-Adjei, C.J. Conrad, Kash Daniel, Mike Edwards, Benny Snell Jr.

2019 – Won 8, Lost 5

Table with 5 columns: Rank, Opponent, Score, Location, Date. Rows include Toledo, Eastern Michigan, Florida, Mississippi State, South Carolina, Arkansas, Georgia, Missouri, Tennessee, Vanderbilt, UT Martin, Louisville.

BELK BOWL

Table with 5 columns: Rank, Opponent, Score, Location, Date. Row: Virginia Tech 30 Charlotte Dec 31

COACH: Mark Stoops
CAPTS: Lynn Bowden Jr., Kash Daniel, Logan Stenberg, Terry Wilson, Josh Paschal

2020 – Won 5, Lost 6

Table with 5 columns: Rank, Opponent, Score, Location, Date. Rows include Auburn, Ole Miss, Mississippi State, Tennessee, Missouri, Georgia, Vanderbilt, Alabama, Florida, South Carolina.

TAXSLAYER GATOR BOWL

Table with 5 columns: Rank, Opponent, Score, Location, Date. Row: North Carolina St. 21 Jacksonville Jan 2

COACH: Mark Stoops
CAPTS: Josh Ali, Quinton Bohanna, Yusuf Corker, Max Duffy, Drake Jackson, Josh Paschal, DeAndre Square, Boogie Watson, Terry Wilson and Landon Young

Due to COVID 19, 2020 was a 10-game SEC-only schedule

2021 – Won 10, Lost 3

Table with 5 columns: Rank, Opponent, Score, Location, Date. Rows include ULM, Missouri, Chattanooga, South Carolina, Florida, LSU, Georgia, Mississippi State, Tennessee, Vanderbilt, New Mexico State, Louisville.

VRBO CITRUS BOWL

Table with 5 columns: Rank, Opponent, Score, Location, Date. Row: Iowa 17 Orlando Jan 1

COACH: Mark Stoops
CAPTS: Josh Ali, Yusuf Corker, DeAndre Square, Luke Fortner, Marquan McCall, Will Levis, Josh Paschal and Chris Rodriguez Jr.

* indicates night game

2022 – Won 4, Lost 1

Table with 5 columns: Rank, Opponent, Score, Location, Date. Rows include Miami, Florida, Youngstown State, Northern Illinois, Ole Miss.

COACH: Mark Stoops
CAPTS: Will Levis, Jordan Wright, Chris Rodriguez Jr., Deandre Square, JJ Weaver, Jacquez Jones, and Kenneth Horsey

* indicates night game





ASSISTANT COACHES



FRANK BUFFANO

SAFETIES/ CO-SPECIAL TEAMS COORDINATOR

Frank Buffano was hired in March of 2020 after serving seven years as the director of football operations at UK. He assists Chris Collins with the defensive backs and works primarily with the safeties. He also serves as the co-special teams coordinator with John Settle.

Prior to Kentucky, Buffano was a secondary coach and linebackers coach at Youngstown State. He began his career at Arizona under Mike Stoops, serving as a defensive graduate assistant coach his last two seasons after three years of working as a video graduate assistant with the Wildcats.

| | | |
|--------------|---------------------------------------|------------------|
| 2008-09 | Defensive Grad Assistant | Arizona |
| 2010 | Secondary | Youngstown State |
| 2011-12 | Linebackers | Youngstown State |
| 2020 | Safeties | Kentucky |
| 2021-present | Safeties/Co-Special Teams Coordinator | Kentucky |



CHRIS COLLINS

DEFENSIVE BACKS

Chris Collins enters his second season at Kentucky coaching the defensive backs. Collins was hired in June of 2021 after four seasons as the safeties coach at Georgia State. He helped the Panthers advance to a bowl game in three of his four seasons.

Collins was a four-year letter winner and two-year captain as a safety and outside linebacker at Western Carolina from 2006-09. He finished his career with 303 tackles, 19 tackles for loss, nine forced fumbles and five pass breakups.

| | | |
|--------------|---|-------------------|
| 2011-12 | Defensive Assistant | Western Carolina |
| 2013-14 | Secondary / Special Teams Coordinator | Catawba |
| 2015 | Defensive Graduate Assistant | Appalachian State |
| 2016 | Assistant Linebackers Coach | Western Carolina |
| 2017-18 | Assistant Safeties Coach | Georgia State |
| 2019-20 | Assistant Safeties Coach / Recruiting Coordinator | Georgia State |
| 2021-present | Kentucky | Defensive Backs |



RICH SCANGARELLO

OFFENSIVE COORDINATOR/QBS

Rich Scangarello is in his first season at Kentucky as the offensive coordinator and quarterbacks coach. He was hired in February of 2022, replacing Liam Coen who was hired to be the new offensive coordinator for the Super Bowl Champion Los Angeles Rams.

Scangarello came to the Bluegrass with 24 years of coaching experience, seven in the NFL and 17 in the collegiate ranks. He arrived in Kentucky fresh off a run to the NFC Championship game with the San Francisco 49ers.

| | | |
|--------------|---|---------------------|
| 1998-99 | Graduate Assistant | UC-Davis |
| 2000 | Graduate Assistant | Idaho |
| 2001 | Offensive Coordinator/Quarterbacks | Carleton College |
| 2002-03 | Quarterbacks | Idaho |
| 2004-07 | Passing Game Coordinator/Wide Receivers | UC-Davis |
| 2008 | Co-Offensive Coordinator/Quarterbacks | UC-Davis |
| 2009 | Offensive Quality Control/Assistant Quarterbacks | Oakland Raiders |
| 2010-11 | Offensive Coordinator/Assistant Head Coach/Quarterbacks | Millsaps |
| 2012-14 | Offensive Coordinator/Quarterbacks | Northern Arizona |
| 2015 | Offensive Assistant | Atlanta Falcons |
| 2016 | Offensive Coordinator/Quarterbacks | Wagner College |
| 2017-18 | Quarterbacks | San Francisco 49ers |
| 2019 | Offensive Coordinator | Denver Broncos |
| 2020 | Senior Offensive Assistant | Philadelphia Eagles |
| 2021 | Quarterbacks | San Francisco 49ers |
| 2022-present | Offensive Coordinator/Quarterbacks | Kentucky |



JOHN SETTLE

RUNNING BACKS/CO-SPECIAL TEAMS COORDINATOR

John Settle is in his second season at Kentucky as the running backs coach and co-special teams coordinator. Settle came to the Bluegrass in 2021 and now has 27 years of coaching experience, including six in the NFL. He has coached in 20 bowl games and boasts a long list of successful running backs.

Eleven years of his coaching career were spent at Wisconsin, most recently from 2015-2021 and also from 2006-10.

Settle was a four-year letterwinner (1983-86) at Appalachian State, where he finished as the school's career rushing leader with 4,409 yards (then third-most in FCS history) and 43 touchdowns. A two-time All-American, he was the Southern Conference Player of the Year as a senior after rushing for 1,661 yards and 20 TDs. His No. 23 was retired by his alma mater and he was inducted into the school's hall of fame in 1994.

| | | |
|--------------|--|-------------------|
| 1994 | Running Backs | Appalachian State |
| 1995 | Offensive Assistant | Cleveland Browns |
| 1996-97 | Offensive Assistant | Baltimore Ravens |
| 1998-2005 | Running Backs | Fresno State |
| 2006-10 | Running Backs | Wisconsin |
| 2011-12 | Running Backs | Carolina Panthers |
| 2013 | Running Backs | Cleveland Browns |
| 2014 | Running Backs | Pittsburgh |
| 2015-20 | Running Backs | Wisconsin |
| 2021-Present | Running Backs/Co-Special Teams Coordinator | Kentucky |



VINCE MARROW

ASSOCIATE HEAD COACH/TIGHT ENDS/RECRUITING COORDINATOR

Vince Marrow, aka the "Big Dawg," enters his 10th season at Kentucky, currently handling the duties of associate head coach/tight ends coach/recruiting coordinator/NFL liaison.

Marrow's tight ends have been a big factor in UK producing six consecutive seasons of 2,000 or more rushing yards with at least one 1,000-yard rusher in five of those (Stanley "Boom" Williams -2016; Benny Snell Jr., - 2017, 2018; Lynn Bowden - 2019; Chris Rodriguez Jr. - 2021). Marrow also has been instrumental in UK signing nine straight top-50 recruiting classes, including the highest-rated class in UK history in 2021.

Marrow had a professional playing career as a member of NFL rosters on five teams, including Buffalo, Carolina, New York Jets, Chicago and San Francisco. After his NFL days ended, Marrow played for the Frankfurt Galaxy of NFL Europe in 1998, earning all-league honors with 32 receptions for 345 yards. He also played for the Orlando Rage in the XFL in 2001.

He began his collegiate playing career at Youngstown State before transferring to Toledo. Marrow played two seasons at Toledo, earning second-team All-MAC honors in 1991 before being drafted by the Bills in 1992.

| | | |
|--------------|------------------------------------|--------------------------------|
| 2005-06 | Tackles, Tight Ends | Berlin (NFL Europe) |
| 2006-07 | Tackles, Tight Ends | Rhein (NFL Europe) |
| 2008 | Tight Ends | Toledo |
| 2009 | Head Coach | Holland HS |
| 2010 | Tight Ends | Omaha (United Football League) |
| 2011-12 | Graduate Assistant / Tight Ends | Nebraska |
| 2013 | Tight Ends | Kentucky |
| 2014-18 | Tight Ends, Recruiting Coordinator | Kentucky |
| 2019-present | Associate Head Coach/Tight Ends | Kentucky |



ANWAR STEWART

DEFENSIVE LINE

Former Wildcat Anwar Stewart was named the defensive line coach at Kentucky in January of 2020. He returned to the Bluegrass after one season as the defensive line coach at Appalachian State.

Stewart is quite familiar with the Kentucky football program after playing linebacker/defensive end from 1996-99 under head coaches Bill Curry and Hal Mumme and having served as a student assistant and defensive assistant under head coach Mark Stoops from 2017-18.

During his playing days at Kentucky, he totaled 64 tackles, including nine tackles for loss and eight sacks, playing both linebacker and defensive end.

| | | |
|--------------|---------------------------|--------------------|
| 2014 | Defensive Quality Control | Montreal Alouettes |
| 2015 | Defensive Ends | Montreal Alouettes |
| 2016 | Defensive Line | Montreal Alouettes |
| 2017-18 | Defensive Assistant | Kentucky |
| 2019 | Defensive Line | Appalachian State |
| 2020-present | Defensive Line | Kentucky |



MIKE STOOPS

INSIDE LINEBACKERS

Mike Stoops, a 35-year collegiate coaching veteran who is the brother of head coach Mark Stoops, was named the inside linebackers coach in January of 2022. He replaced Jon Sumrall, who was named the head coach at Troy.

Mike Stoops most recently was at Florida Atlantic where he spent the 2021 season as the defensive coordinator and safeties coach. Prior to that, he spent two seasons (2019 and 2020) at Alabama as an analyst on Nick Saban's staff, highlighted by the 2020 national championship. He also was the assistant head coach and defensive coordinator at Oklahoma from 2012-18 and was the head coach at Arizona from 2004-11. He had a first term at Oklahoma from 1999-2003, including the 2000 national championship season.

| | | |
|--------------|--|------------------|
| 1987 | Graduate Assistant | Iowa |
| 1988-91 | Volunteer Assistant | Iowa |
| 1992-95 | Defensive Ends | Kansas State |
| 1996 | Co-Defensive Coordinator/Defensive Ends | Kansas State |
| 1997 | Co-Defensive Coordinator/Defensive Backs | Kansas State |
| 1998 | Asst. Head Coach/Co-Defensive Coordinator/Defensive Backs | Kansas State |
| 1999-2003 | Asst. Head Coach/Co-Defensive Coordinator/Defensive Backs | Oklahoma |
| 2004-11 | Head Coach | Arizona |
| 2012-14 | Asst. Head Coach/Defensive Coordinator/Defensive Backs | Oklahoma |
| 2015-18 | Asst. Head Coach/Defensive Coordinator/Outside Linebackers | Oklahoma |
| 2019-20 | Quality Control | Alabama |
| 2021 | Defensive Coordinator/Safeties | Florida Atlantic |
| 2022-present | Inside Linebackers | Kentucky |



BRAD WHITE

DEFENSIVE COORDINATOR/ OUTSIDE LINEBACKERS

Brad White is in his fifth season at Kentucky as the outside linebackers coach and fourth as the Cats' defensive coordinator. He was elevated to the DC position by head coach Mark Stoops in February of 2019.

White came to Kentucky after spending six years at the outside linebackers coach with the Indianapolis Colts.

A graduate of Wake Forest, White started at linebacker and finished his playing career with 227 tackles, 19.0 tackles for loss, 4.0 sacks and eight passes defended, while starting 34-of-35 games played. White was a three-time Academic All-ACC selection and was named to the 2004 CoSIDA Academic All-District III team.

| | | |
|--------------|---|--------------------|
| 2007-08 | Defensive Graduate Assistant | Wake Forest |
| 2009 | Safeties | Murray State |
| 2010-11 | Inside Linebackers | Air Force |
| 2012-13 | Defensive Quality Control | Indianapolis (NFL) |
| 2014 | Assistant Linebackers | Indianapolis (NFL) |
| 2015-17 | Outside Linebackers | Indianapolis (NFL) |
| 2018 | Outside Linebackers | Kentucky |
| 2019-present | Defensive Coordinator/Outside Linebackers | Kentucky |



SCOTT WOODWARD

WIDE RECEIVERS

Scott Woodward is in his second season as the wide receivers coach.

Before coming to the Bluegrass, Woodward spent two seasons as a quality control coach at Pittsburgh. From 2015-18, he served as the tight ends coach at his alma mater, Massachusetts, and also served as an offensive analyst and worked with the quarterbacks and receivers.

Prior to UMass, had coaching stints at Fairleigh Dickinson-Florham (2013-15) and Westfield State (2010-13).

Woodward was a four-year letterman at quarterback for Massachusetts and played for the Minutemen's 2006 team that finished as the Division I-AA National Championship national runner-up.

| | | |
|--------------|------------------------------------|---------------------|
| 2010-12 | Offensive Graduate Assistant | Westfield State |
| 2013-14 | Offensive Coordinator/Quarterbacks | Fairleigh Dickinson |
| 2015 | Graduate Assistant/Wide Receivers | Massachusetts |
| 2016 | Offensive Analyst/Quarterbacks | Massachusetts |
| 2017 | Quarterbacks | Massachusetts |
| 2018 | Tight Ends | Massachusetts |
| 2019-20 | Offensive Quality Control | Pittsburgh |
| 2021-present | Wide Receivers | Kentucky |



ZACH YENSER

OFFENSIVE LINE

Zach Yenser was named the new offensive line coach at Kentucky in February of 2022 after three seasons as the assistant offensive line coach with the San Francisco 49ers.

Yenser, originally from Fort Mitchell, Kentucky, began his coaching career as a graduate assistant at his alma mater Troy University in 2007, working with special teams and the offensive linemen under former Wildcat and beloved UK assistant coach John Schlarman.

As a player at Troy, Yenser earned a starting spot at center from 2003-06. In 2006, as a senior team captain, he helped the Trojans win the Sun Belt Conference and the New Orleans Bowl, and was named a First-Team All-Sun Belt selection.

| | | |
|--------------|---|-----------------------------|
| 2007 | Graduate Assistant - Offensive Line/Special Teams | Troy |
| 2008 | Offensive Line | Henderson State |
| 2009 | Offensive Line | Colquitt County High School |
| 2010-11 | Graduate Assistant - Offensive Line | Louisiana Tech |
| 2012 | Assistant Offensive Line | Louisiana Tech |
| 2013-14 | Offensive Line | California |
| 2015-17 | Offensive Line/Run Game Coordinator | Kansas |
| 2018 | Offensive Quality Control | Southern Methodist |
| 2019-21 | Assistant Offensive Line | San Francisco 49ers |
| 2022-present | Offensive Line | Kentucky |



CHRIS
RODRIGUEZ JR.

- PRESEASON SECOND-TEAM ALL-AMERICA (PHIL STEELE)
- PRESEASON FIRST-TEAM PRESEASON ALL-SEC (COACHES)
- PRESEASON FIRST-TEAM ALL-SEC (PHIL STEELE)
- PRESEASON SECOND-TEAM ALL-SEC (MEDIA DAYS)
- MAXWELL TROPHY WATCH LIST
- WALTER CAMP PLAYER OF THE YEAR WATCH LIST
- REESE'S SENIOR BOWL WATCH LIST
- HAS 2,812 CAREER RUSHING YARDS FOR SIXTH PLACE ON THE SCHOOL'S ALL-TIME LIST AND IS THE 10TH PLAYER IN SCHOOL HISTORY TO REACH 2,000. HE NEEDS 80 MORE YARDS TO MOVE UP TO NO. 5.
- HAS 27 CAREER RUSHING TOUCHDOWNS, TIED FOR SECOND IN UK HISTORY WITH MOE WILLIAMS AND SONNY COLLINS. HIS 30 TOTAL TOUCHDOWNS RANKS FOURTH.
- HAS 15 CAREER 100-YARD RUSHING GAMES, THIRD-MOST IN SCHOOL HISTORY.



WILL
LEVIS

- PRESEASON THIRD-TEAM ALL-SEC (MEDIA DAYS)
- PRESEASON THIRD-TEAM ALL-SEC (COACHES)
- DAVEY O'BRIEN AWARD WATCH LIST
- MANNING AWARD WATCH LIST
- MAXWELL TROPHY WATCH LIST
- WALTER CAMP PLAYER OF THE YEAR WATCH LIST
- CFPA NATIONAL PERFORMER OF THE YEAR WATCH LIST
- REESE'S SENIOR BOWL WATCH LIST
- JOHNNY UNITAS GOLDEN ARM TOP 25
- FIRST KENTUCKY QUARTERBACK TO REGISTER BACK-TO-BACK WINS OVER FLORIDA AS THE CATS' STARTER SINCE DERRICK RAMSEY IN 1976-77
- FIFTH ON UK'S CAREER PASSING TOUCHDOWNS LIST
- SIX 300-YARD PASSING GAMES IN HIS CAREER, FOURTH IN SCHOOL HISTORY





2022 GAME-BY-GAME STARTERS

OFFENSIVE STARTERS

| | TE/WR | LT | LG | C | RG | RT | WR | WR/TE | WR/TE | RB | QB |
|-------------------|--------|-----------|--------|-----|---------|------|-------------|--------|----------|--------------|-------|
| vs Miami (OH) | Dingle | Wohlabaug | Burton | Cox | Manning | Flax | T. Robinson | Key | Cummings | Smoke | Levis |
| at Florida | Dingle | Horse | Burton | Cox | Manning | Flax | T. Robinson | Kattus | Bates | Smoke | Levis |
| vs Youngstown | Dingle | Horse | Burton | Cox | Wilson | Flax | T. Robinson | Upshaw | Key | Smoke | Levis |
| vs NIU | Bates | Horse | Burton | Cox | Manning | Flax | T. Robinson | Key | Brown | Smoke | Levis |
| at Ole Miss | Dingle | Horse | Burton | Cox | Manning | Flax | Magwood | Bates | Key | C. Rodriguez | Levis |
| vs South Carolina | | | | | | | | | | | |
| vs Miss State | | | | | | | | | | | |
| at Tennessee | | | | | | | | | | | |
| at Missouri | | | | | | | | | | | |
| vs Vanderbilt | | | | | | | | | | | |
| vs Georgia | | | | | | | | | | | |
| vs Louisville | | | | | | | | | | | |

DEFENSIVE STARTERS

| | CB | DE | NG | DT | SLB | WLB | MLB | NICK/LB | SS | FS | CB |
|-------------------|-----------|-----------|--------|----------|--------|--------|----------|------------|-------|--------|----------|
| vs Miami (OH) | Valentine | Rybka | Rogers | Oxendine | Weaver | Square | J. Jones | D. Jackson | Ajian | Geiger | Phillips |
| at Florida | Valentine | Rybka | Rogers | Oxendine | Weaver | Square | J. Jones | J. Wright | Ajian | Geiger | K. Smith |
| vs Youngstown | Valentine | J. Wright | Walker | Oxendine | Weaver | Square | J. Jones | Wallace | Ajian | Lovett | K. Smith |
| vs NIU | Valentine | Rybka | Rogers | Walker | Afari | Square | J. Jones | J. Wright | Ajian | Lovett | K. Smith |
| at Ole Miss | Valentine | Walker | Rogers | Oxendine | Afari | Square | J. Jones | J. Wright | Ajian | Lovett | K. Smith |
| vs South Carolina | | | | | | | | | | | |
| vs Miss State | | | | | | | | | | | |
| at Tennessee | | | | | | | | | | | |
| at Missouri | | | | | | | | | | | |
| vs Vanderbilt | | | | | | | | | | | |
| vs Georgia | | | | | | | | | | | |
| vs Louisville | | | | | | | | | | | |



2022 SCORING DRIVE ANALYSIS

GAME-BY-GAME SCORING DRIVES

| Game | Plays/Yards | Qtr./Clock | Res. | Scoring Play |
|------|-------------|------------|------|------------------------------------|
| MU | 5/79 | 1/2:03 | TD | Bates 6 yd pass from Levis |
| MU | 5/16 | 2/1:46 | FG | Ruffolo 34 yd field goal |
| MU | 10/77 | 2/2:04 | FG | Ruffolo 25 yd field goal |
| MU | - | 3/14:47 | TD | Brown 100 yd kick return |
| MU | 2/8 | 3/00:04 | TD | Magwood 8 yd pass from Levis |
| MU | 6/17 | 3/2:55 | FG | Ruffolo 50 yd field goal |
| MU | 9/84 | 4/5:12 | TD | Key 1 yd pass from Levis |
| FLA | 2/67 | 2/11:36 | TD | Key 55 yd pass from Levis |
| FLA | 3/6 | 2/1:22 | TD | Levis 1 yd rush |
| FLA | 11/69 | 3/6:35 | FG | Ruffolo 24 yd field goal |
| FLA | - | 3/3:25 | TD | K. Smith 65 yd interception return |
| FLA | 7/16 | 4/1:24 | FG | Ruffolo 26 yd field goal |
| YSU | 8/35 | 2/13:34 | TD | Levis 1 yd rush |
| YSU | 8/77 | 2/6:10 | TD | Key 3 yd pass from Levis |
| YSU | 9/71 | 2/1:34 | TD | C. Lewis 2 yd pass from Levis |
| YSU | 8/67 | 3/8:36 | TD | Smoke 7 yd rush |
| YSU | 8/70 | 4/4:54 | FG | Ruffolo 22 yd field goal |
| NIU | 16/75 | 1/00:48 | TD | Brown 15 yd pass from Levis |
| NIU | 4/98 | 2/5:08 | TD | T. Robinson 69 yd pass from Levis |
| NIU | 3/75 | 3/00:58 | TD | Brown 70 yd pass from Levis |
| NIU | 7/36 | 3/3:04 | FG | Ruffolo 49 yd field goal |
| NIU | 11/78 | 4/8:46 | TD | T. Robinson 40 yd pass from Levis |
| MISS | 2/15 | 1/0:00 | TD | C. Rodriguez Jr. 10 yd rush |
| MISS | 9/70 | 2/1:23 | TD | T. Robinson 5 yd pass from Levis |
| MISS | 8/49 | 3/6:22 | TD | Jo. Dingle 17 yd pass from Levis |

GAME OPENING DRIVES

| Game | KENTUCKY | | OPPONENT | |
|-----------------------|---------------|-----------------|---------------|-----------------|
| | Res/Pts | Yds | Res/Pts | Yds |
| vs. Miami (Ohio) | TD/7 | 79 | TD/7 | 75 |
| at Florida | Punt/0 | -2 | Punt/0 | 18 |
| vs. Youngstown State | Punt/0 | 23 | Punt/0 | 9 |
| vs. Northern Illinois | TD/7 | 75 | TD/7 | 75 |
| at Ole Miss | Punt/0 | 10 | Punt/0 | 31 |
| vs. South Carolina | | | | |
| vs. Mississippi State | | | | |
| at Tennessee | | | | |
| at Missouri | | | | |
| vs. Vanderbilt | | | | |
| vs. Georgia | | | | |
| vs. Louisville | | | | |
| Total/Avg | 14/2.8 | 185/37.0 | 14/2.8 | 208/41.6 |

2ND HALF OPENING DRIVES

| Game | KENTUCKY | | OPPONENT | |
|-----------------------|---------------|-----------------|--------------|----------------|
| | Res/Pts | Yds | Res/Pts | Yds |
| vs. Miami (Ohio) | TD/7 | 8 | FUM/0 | 6 |
| at Florida | Punt/0 | 1 | Punt/0 | -7 |
| vs. Youngstown State | TD/7 | 71 | Downs/0 | 42 |
| vs. Northern Illinois | TD/7 | 75 | Punt/0 | 4 |
| at Ole Miss | Punt/0 | 5 | Punt/0 | 5 |
| vs. South Carolina | | | | |
| vs. Mississippi State | | | | |
| at Tennessee | | | | |
| at Missouri | | | | |
| vs. Vanderbilt | | | | |
| vs. Georgia | | | | |
| vs. Louisville | | | | |
| Total/Avg | 21/4.2 | 160/32.0 | 0/0.0 | 50/10.0 |

GAME-BY-GAME TD DRIVES

| Yds | TD | Drive | Poss. Time | TDs | Plays | TDs |
|--------------|-----------|-----------|-------------|-----|-------|-----|
| 0-9 | 2 | 2 | 00:00-00:59 | 4 | 7 | 4 |
| 10-19 | 1 | 1 | 01:00-01:59 | 3 | 13 | 3 |
| 20-29 | | | 02:00-02:59 | 1 | 5 | 1 |
| 30-39 | 1 | 1 | 03:00-03:59 | | | |
| 40-49 | 1 | 1 | 04:00-04:59 | 1 | 8 | 1 |
| 50-59 | | | 05:00-05:59 | 5 | 42 | 5 |
| 60-69 | 2 | 2 | 06:00-06:59 | 1 | 11 | 1 |
| 70-79 | 7 | 7 | 07:00-07:59 | | | |
| 80-89 | 1 | 1 | 08:00-08:59 | 1 | 16 | 1 |
| 90-99 | 1 | 1 | 09:00-09:59 | | | |
| Total | 12 | 12 | 10:00-10:59 | | | |
| | | | 11:00-11:59 | | | |
| | | | 12:00-12:59 | | | |
| | | | 13:00-13:59 | | | |
| | | | 14:00-14:59 | | | |

DRIVE ANALYSIS

| Game | Total Drive | TD | FG | MFG | P | TO | 4DN |
|-----------------------|-------------|-----------|----------|----------|-----------|----------|----------|
| vs. Miami (Ohio) | 9 | 3 | 3 | 0 | 2 | 1 | 0 |
| at Florida | 12 | 2 | 2 | 1 | 5 | 1 | 0 |
| vs. Youngstown State | 11 | 4 | 1 | 0 | 3 | 3 | 0 |
| vs. Northern Illinois | 10 | 4 | 1 | 0 | 3 | 1 | 0 |
| at Ole Miss | 10 | 3 | 0 | 1 | 2 | 2 | 1 |
| vs. South Carolina | | | | | | | |
| vs. Mississippi State | | | | | | | |
| at Tennessee | | | | | | | |
| at Missouri | | | | | | | |
| vs. Vanderbilt | | | | | | | |
| vs. Georgia | | | | | | | |
| vs. Louisville | | | | | | | |
| Totals | 52 | 16 | 7 | 2 | 15 | 8 | 1 |



2022 GAME-BY-GAME STATISTICS

| Game | Score | First Downs | Time of Possession | Rushing (No-Yds-TD) | Passing (Cmp-Att-Int-Yds-TD) | Total Offense (Plays-Yds-TD) | 3rd Down Conversions | Fumbles-Lost |
|-----------------------|-------|-------------|--------------------|---------------------|------------------------------|------------------------------|----------------------|--------------|
| KENTUCKY | 37 | 20 | 28:07 | 26-50-0 | 21-32-1-303-3 | 58-353-3 | 2-8 | 0-0 |
| vs. Miami (Ohio) | 13 | 17 | 31:53 | 32-111-1 | 22-32-179-0 | 64-290-1 | 3-14 | 2-1 |
| KENTUCKY | 26 | 17 | 33:24 | 38-70-1 | 13-24-1-202-1 | 62-272-2 | 4-13 | 1-0 |
| at Florida | 16 | 12 | 26:36 | 30-136-1 | 14-35-2-43-0 | 65-279-1 | 4-16 | 1-0 |
| KENTUCKY | 31 | 26 | 38:10 | 36-103-2 | 27-35-2-377-2 | 71-480-4 | 6-11 | 4-1 |
| vs. Youngstown State | 0 | 9 | 21:50 | 22-58-0 | 9-24-1-134-0 | 46-192-0 | 0-10 | 0-0 |
| KENTUCKY | 31 | 18 | 33:49 | 35-103-0 | 18-26-0-303-4 | 61-406-4 | 10-16 | 2-1 |
| vs. Northern Illinois | 23 | 14 | 26:11 | 33-128-1 | 14-26-0-199-2 | 59-327-3 | 6-15 | 0-0 |
| KENTUCKY | 19 | 17 | 36:53 | 37-108-1 | 18-24-0-220-2 | 61-328-3 | 7-14 | 3-2 |
| at Ole Miss | 22 | 19 | 23:07 | 39-186-2 | 15-29-1-213-0 | 68-399-2 | 7-14 | 1-0 |
| KENTUCKY | | | | | | | | |
| vs. South Carolina | | | | | | | | |
| KENTUCKY | | | | | | | | |
| vs. Mississippi State | | | | | | | | |
| KENTUCKY | | | | | | | | |
| at Tennessee | | | | | | | | |
| KENTUCKY | | | | | | | | |
| at Missouri | | | | | | | | |
| KENTUCKY | | | | | | | | |
| vs. Vanderbilt | | | | | | | | |
| KENTUCKY | | | | | | | | |
| vs. Georgia | | | | | | | | |
| KENTUCKY | | | | | | | | |
| vs. Louisville | | | | | | | | |

GAME-BY GAME RUSHING

| (No-Yds-TD) | Beckwith | Jefferson | Levis | McClain | Robinson | Rodriguez Jr. | Smoke | L. Wright |
|-----------------------|----------|-----------|---------|---------|----------|---------------|---------|-----------|
| vs. Miami (Ohio) | 0-0-0 | 2-10-0 | 1/-18/0 | 6-16-0 | 0-0-0 | DNP | 7-32-0 | 3-10-0 |
| at Florida | 0-0-0 | INJ | 7/-12/1 | INJ | 4-11-0 | DNP | 14-80-0 | 11-27-0 |
| vs. Youngstown State | 2-8-0 | INJ | 9-7-1 | INJ | 1-5-0 | DNP | 18-66-1 | 5-21-0 |
| vs. Northern Illinois | 0-0-0 | INJ | 9/-10-0 | 3-15-0 | 0-0-0 | DNP | 12-85-0 | 9-14-0 |
| at Ole Miss | 0-0-0 | INJ | 9/-19-0 | 5-21-0 | 1-5-0 | 19-72-1 | 2-6-0 | 0-0-0 |
| vs. South Carolina | | | | | | | | |
| vs. Mississippi State | | | | | | | | |
| at Tennessee | | | | | | | | |
| at Missouri | | | | | | | | |
| vs. Vanderbilt | | | | | | | | |
| vs. Georgia | | | | | | | | |
| vs. Louisville | | | | | | | | |

GAME-BY GAME RECEIVING

| (Rec-Yds-TD) | Bates | Brown | Cummings | Dingle | Harris | Key | Magwood | McClain | Robinson | Rodriguez | Smoke | Upshaw | L. Wright |
|-----------------------|--------|---------|----------|--------|--------|--------|---------|---------|----------|-----------|--------|--------|-----------|
| vs. Miami (Ohio) | 1-6-1 | 3-45-0 | 0-0-0 | 2-11-0 | 1-15-0 | 4-53-1 | 1-8-1 | 0-0-0 | 6-136-0 | DNP | 2-16-0 | 0-0-0 | 1-13-0 |
| at Florida | 1-11-0 | 1/-2/0 | 0-0-0 | 2-29-0 | 0-0-0 | 3-83-1 | 2-47-0 | INJ | 1-0-0 | DNP | 0-0-0 | 2-34-0 | 1-0-0 |
| vs. Youngstown State | 2-46-0 | 5-56-0 | 0-0-0 | 1-10-0 | 1-58-0 | 6-90-1 | 0-0-0 | INJ | 6-66-0 | DNP | 1-14-0 | 2-16-0 | 0-0-0 |
| vs. Northern Illinois | 2-7-0 | 4-102-2 | 0-0-0 | 1-19-0 | 0-0-0 | 2-15-0 | 0-0-0 | 1-5-0 | 7-147-2 | DNP | 0-0-0 | 0-0-0 | 1-8-0 |
| at Ole Miss | 2-10-0 | 2-81-0 | 0-0-0 | 3-30-1 | 0-0-0 | 2-28-0 | 1-18-0 | 1-7-0 | 4-16-1 | 3-40-0 | 0-0-0 | 0-0-0 | 0-0-0 |
| vs. South Carolina | | | | | | | | | | | | | |
| vs. Mississippi State | | | | | | | | | | | | | |
| at Tennessee | | | | | | | | | | | | | |
| at Missouri | | | | | | | | | | | | | |
| vs. Vanderbilt | | | | | | | | | | | | | |
| vs. Georgia | | | | | | | | | | | | | |
| vs. Louisville | | | | | | | | | | | | | |



GAME-BY-GAME PASSING

| (Cmp-Att-Int-Yds-TD) | Hogan | Levis |
|-----------------------|-----------|---------------|
| vs. Miami (Ohio) | 0-0-0-0-0 | 21-32-1-303-3 |
| at Florida | 0-0-0-0-0 | 13-24-1-202-1 |
| vs. Youngstown State | 0-0-0-0-0 | 27-35-2-377-2 |
| vs. Northern Illinois | 0-0-0-0-0 | 18-26-0-303-4 |
| at Ole Miss | 0-0-0-0-0 | 18-24-0-220-2 |
| vs. South Carolina | | |
| vs. Mississippi State | | |
| at Tennessee | | |
| at Missouri | | |
| vs. Vanderbilt | | |
| vs. Georgia | | |
| vs. Louisville | | |

GAME-BY-GAME PUNTING

| (No-Yds-Avg-LG-In20) | Berry | Goodfellow |
|-----------------------|-----------|-----------------|
| vs. Miami (Ohio) | 0-0-0-0-0 | 2-70-35.0-47-0 |
| at Florida | 0-0-0-0-0 | 5-194-38.8-44-1 |
| vs. Youngstown State | 0-0-0-0-0 | 3-125-41.7-50-2 |
| vs. Northern Illinois | 0-0-0-0-0 | 3-139-46.3-60-1 |
| at Ole Miss | 0-0-0-0-0 | 2-103-51.5-60-1 |
| vs. South Carolina | | |
| vs. Mississippi State | | |
| at Tennessee | | |
| at Missouri | | |
| vs. Vanderbilt | | |
| vs. Georgia | | |
| vs. Louisville | | |

GAME-BY-GAME FIELD GOALS

| FG Made (Miss) | Poore | Ruffolo |
|-----------------------|-------|---------|
| vs. Miami (Ohio) | - | 3 (0) |
| at Florida | - | 2 (1) |
| vs. Youngstown State | - | 1 (0) |
| vs. Northern Illinois | - | 1 (0) |
| at Ole Miss | - | 0 (1) |
| vs. South Carolina | | |
| vs. Mississippi State | | |
| at Tennessee | | |
| at Missouri | | |
| vs. Vanderbilt | | |
| vs. Georgia | | |
| vs. Louisville | | |

GAME-BY-GAME DEFENSIVE LINE (Tackles-Tackles-For-Loss-Sacks)

| Game | Dinkins | Hayes | Oxendine | Rogers | Rybka | Saunders | Walker |
|-----------------------|---------|-------|----------|--------|-------|-----------|---------|
| vs. Miami (Ohio) | 0-0-0 | 0-0-0 | 2-0-0 | 3-0-0 | 2-0-0 | 1-0-0 | 4-0-0 |
| at Florida | 0-0-0 | 1-0-0 | 4-0-0 | 2-0-0 | 1-0-0 | 0-0-0 | 3-1-0 |
| vs. Youngstown State | 1-0-0 | 0-0-0 | 2-0-0 | 1-0-0 | DNP | 2-0.5-0.5 | 3-0.5-0 |
| vs. Northern Illinois | 0-0-0 | 2-0-0 | 1-0-0 | 3-0-0 | 3-0-0 | 2-0-0 | 2-0-0 |
| at Ole Miss | 0-0-0 | DNP | 2-0-0 | 0-0-0 | 0-0-0 | 0-0-0 | 3-0-0 |
| vs. South Carolina | | | | | | | |
| vs. Mississippi State | | | | | | | |
| at Tennessee | | | | | | | |
| at Missouri | | | | | | | |
| vs. Vanderbilt | | | | | | | |
| vs. Georgia | | | | | | | |
| vs. Louisville | | | | | | | |

GAME-BY-GAME LINEBACKERS (Tackles-Tackles-For-Loss-Sacks-Pass Breakups)

| Game | D. Jackson | J. Jones | Square | Thrower | K. Wade | Wallace | Weaver | J. Wright |
|-----------------------|------------|-----------|----------|---------|-----------|---------|---------|-------------|
| vs. Miami (Ohio) | 5-0-0-0 | 3-1.5-1-0 | 7-0-0-0 | 0-0-0-0 | 3-0-0-1 | DNP | 5-1-1-1 | DNP |
| at Florida | 3-0-0-0 | 7-0-0-0 | 6-0-0-1 | 2-0-0-0 | 2-0-0-0 | 3-0-0-0 | 9-0-0-0 | 6-2.0-1.0-0 |
| vs. Youngstown State | 0-0-0-0 | 4-0-0-1 | 2-0-0-1 | 1-0-0-0 | 3-0.5-0.5 | 2-0-0-0 | 1-0.5-0 | 4-2.0-0 |
| vs. Northern Illinois | 0-0-0-0 | 12-0-0-0 | 6-0-0-1 | 0-0-0-0 | 1-0-0-0 | 1-0-0-0 | INJ | 6-0-0-0 |
| at Ole Miss | 3-1-0-1 | 5-0-0-0 | 11-1-0-0 | 0-0-0-0 | 3-0-0-0 | 2-1-0-0 | INJ | 8-1-0-1 |
| vs. South Carolina | | | | | | | | |
| vs. Miss. State | | | | | | | | |
| at Tennessee | | | | | | | | |
| at Missouri | | | | | | | | |
| vs. Vanderbilt | | | | | | | | |
| vs. Georgia | | | | | | | | |
| vs. Louisville | | | | | | | | |

GAME-BY-GAME DEFENSIVE BACKS (Tackles-Pass Breakups-Int.)

| Game | Afari | Ajian | Childress | Geiger | Hairston | Lovett | Phillips | K. Smith | Valentine |
|-----------------------|-------|-------|-----------|--------|----------|--------|----------|----------|-----------|
| vs. Miami (Ohio) | 6-0-0 | 3-0-0 | 2-0-0 | 4-0-0 | 0-0-0 | 2-0-0 | 5-1-0 | 4-0-0 | 5-1-0 |
| at Florida | 0-0-0 | 5-0-0 | 1-0-0 | 3-0-0 | 0-0-0 | 7-0-0 | 3-0-0 | 1-1-1 | 5-3-0 |
| vs. Youngstown State | 5-0-0 | 3-0-0 | 0-0-0 | INJ | 2-0-0 | 3-1-0 | 3-0-0 | 1-1-0 | 0-2-1 |
| vs. Northern Illinois | 3-0-0 | 2-0-0 | 4-0-0 | INJ | 0-0-0 | 5-0-0 | 2-1-0 | 1-1-0 | 1-1-0 |
| at Ole Miss | 2-0-0 | 4-1-0 | 3-1-0 | INJ | 0-0-0 | 2-1-0 | 3-0-0 | 6-0-0 | 3-0-0 |
| vs. South Carolina | | | | | | | | | |
| vs. Miss. State | | | | | | | | | |
| at Tennessee | | | | | | | | | |
| at Missouri | | | | | | | | | |
| vs. Vanderbilt | | | | | | | | | |
| vs. Georgia | | | | | | | | | |
| vs. Louisville | | | | | | | | | |





2022 GAME-BY-GAME STATISTICS

TURNOVERS

| Opponent | FORCED BY KENTUCKY | | | | | FORCED BY OPPONENT | | | |
|-----------------------|--------------------|----------|----------|-----------|------------|--------------------|----------|----------|-------------|
| | Fum | Int | Tot | Margin | UK Pts Off | Fum | Int | Tot | Opp Pts Off |
| vs. Miami (Ohio) | 1 | 0 | 1 | 0 | 7 | 0 | 1 | 1 | 0 |
| at Florida | 0 | 2 | 2 | 1 | 14 | 0 | 1 | 1 | 7 |
| vs. Youngstown State | 0 | 1 | 1 | -2 | 0 | 1 | 2 | 3 | 0 |
| vs. Northern Illinois | 0 | 0 | 0 | -1 | 0 | 1 | 0 | 1 | 7 |
| at Ole Miss | 0 | 0 | 0 | -2 | 0 | 2 | 0 | 2 | 0 |
| vs. South Carolina | | | | | | | | | |
| vs. Mississippi State | | | | | | | | | |
| at Tennessee | | | | | | | | | |
| at Missouri | | | | | | | | | |
| vs. Vanderbilt | | | | | | | | | |
| vs. Georgia | | | | | | | | | |
| vs. Louisville | | | | | | | | | |
| TOTALS | 1 | 3 | 4 | -4 | 21 | 4 | 4 | 8 | 14 |

KENTUCKY BIG PLAYS

| Opponent | RUSHING | | | | | PASSING | | | | SPECIAL TEAMS | |
|-----------------------|----------|----------|----------|----------|----------|-----------|----------|----------|----------|---------------|---------------|
| | 15+ | 20+ | 30+ | 40+ | 50+ | 20+ | 30+ | 40+ | 50+ | Block | Return for TD |
| vs. Miami (Ohio) | 0 | 0 | 0 | 0 | 0 | 3 | 3 | 2 | 0 | 1 | 1 |
| at Florida | 1 | 0 | 0 | 0 | 0 | 4 | 1 | 0 | 0 | 0 | 1 |
| vs. Youngstown State | 2 | 1 | 0 | 0 | 0 | 6 | 1 | 1 | 1 | 0 | 0 |
| vs. Northern Illinois | 1 | 1 | 0 | 0 | 0 | 3 | 3 | 3 | 2 | 0 | 0 |
| at Ole Miss | | | | | | | | | | | |
| vs. South Carolina | | | | | | | | | | | |
| vs. Mississippi State | | | | | | | | | | | |
| at Tennessee | | | | | | | | | | | |
| at Missouri | | | | | | | | | | | |
| vs. Vanderbilt | | | | | | | | | | | |
| vs. Georgia | | | | | | | | | | | |
| vs. Louisville | | | | | | | | | | | |
| TOTALS | 4 | 2 | 0 | 0 | 0 | 16 | 8 | 6 | 3 | 1 | 2 |

OPPONENT BIG PLAYS

| Opponent | RUSHING | | | | | PASSING | | | | SPECIAL TEAMS | |
|-----------------------|-----------|----------|----------|----------|----------|-----------|----------|----------|----------|---------------|---------------|
| | 15+ | 20+ | 30+ | 40+ | 50+ | 20+ | 30+ | 40+ | 50+ | Block | Return for TD |
| vs. Miami (Ohio) | 2 | 1 | 0 | 0 | 0 | 1 | 0 | 0 | 0 | 0 | 0 |
| at Florida | 2 | 1 | 0 | 1 | 0 | 1 | 0 | 0 | 0 | 0 | 0 |
| vs. Youngstown State | 2 | 2 | 0 | 0 | 0 | 3 | 1 | 1 | 1 | 0 | 0 |
| vs. Northern Illinois | 1 | 1 | 0 | 0 | 0 | 3 | 1 | 1 | 1 | 0 | 0 |
| at Ole Miss | 3 | 2 | 1 | 1 | 0 | 3 | 1 | 0 | 0 | 1 | 0 |
| vs. South Carolina | | | | | | | | | | | |
| vs. Mississippi State | | | | | | | | | | | |
| at Tennessee | | | | | | | | | | | |
| at Missouri | | | | | | | | | | | |
| vs. Vanderbilt | | | | | | | | | | | |
| vs. Georgia | | | | | | | | | | | |
| vs. Louisville | | | | | | | | | | | |
| TOTALS | 10 | 7 | 1 | 2 | 0 | 11 | 3 | 2 | 2 | 1 | 0 |

DRIVE CHART STATISTICS

| Opponent | No. | Avg Plays | Avg Yds | For TD | Avg Plays | Avg Yds |
|-----------------------|-----|-----------|---------|--------|-----------|---------|
| vs. Miami (Ohio) | 9 | 6.7 | 39.2 | 3 | 5.3 | 57.0 |
| at Florida | 12 | 5.2 | 22.7 | 2 | 2.5 | 36.5 |
| vs. Youngstown State | 11 | 6.5 | 43.6 | 4 | 8.3 | 62.5 |
| vs. Northern Illinois | 10 | 5.9 | 32.7 | 3 | 7.3 | 59.0 |
| at Ole Miss | 10 | 6.1 | 32.8 | 3 | 6.8 | 44.3 |
| vs. South Carolina | | | | | | |
| vs. Mississippi State | | | | | | |
| at Tennessee | | | | | | |
| at Missouri | | | | | | |
| vs. Vanderbilt | | | | | | |
| vs. Georgia | | | | | | |
| vs. Louisville | | | | | | |



2022 EXPLOSIVE PLAYS

RUNS 15+

Smoke

18 yards
15 yards
27 yards
3 rush., 60 yards, 20.0 avg., 1 TD

Levis

24 yards
1 rush, 24 yards, 24.0 avg.

McClain

17 yards
1 rush, 17 yards, 17.0 avg.

Cummings

23 yards
1 rush, 23 yards, 23.0 avg.
Total: 6 rush for 124 yards, 20.7 avg, 1 TD

RECEIVING 20+

Robinson

45 yards
41 yards
22 yards
69 yards*
40 yards*
5 rec., 217 yards, 43.4 avg., 2 TD

Brown

38 yards
70 yards*
30 yards
51 yards
4 rec., 189 yards, 47.3 avg. 1 TD

Key

55 yards*
23 yards
29 yards
3 rec., 107 yards, 35.7 avg. 1 TD

Magwood

25 yards
22 yards
2 rec., 47 yards, 23.5 avg. 0 TD

Upshaw

22 yards
1 rec., 22 yards, 22.0 avg. 0 TD

Bates

23 yards
23 yards
2 rec., 46 yards, 23.0 avg. 0 TD

D. Harris

58 yards
1 rec., 58 yards, 58.0 avg. 0 TD
Total: 14 rec. for 562 yards, 40.1 avg., 4 TD

KICK RETURNS 30+

Brown

100 yards*
85 yards
54 yards
3 return, 239 yards, 79.7 avg., 1 TD
Total: 3 return for 239 yards, 79.7 avg, 1 TD

PUNT RETURNS 20+

Robinson

23 yards
1 return, 23 yards, 23.0 avg., 0 TD
Total: 1 return for 23 yards, 23.0 avg., 0 TD

DEFENSIVE RETURNS 20+

K. Smith - 23 yards (fumble)
K. Smith - 65 yards (INT)*
Total: 2 return for 88 yards, 44.0 avg., 1 TD

UK LONG PLAYS (20+) BY THE NUMBERS

| 20+ Plays By Yards | No. | TD |
|--------------------|-----------|----------|
| 100+ | 1 | 1 |
| 90-99 | 1 | 1 |
| 80-89 | 1 | 0 |
| 70-79 | 1 | 1 |
| 60-69 | 2 | 2 |
| 50-59 | 4 | 0 |
| 40-49 | 3 | 1 |
| 30-39 | 2 | 0 |
| 20-29 | 12 | 0 |
| TOTAL | 27 | 7 |

20+ Plays By Type

| | No. | TD |
|--------------------|-----------|----------|
| Rushing | 3 | 0 |
| Passing | 18 | 4 |
| Punt returns | 1 | 0 |
| Kick returns (30+) | 3 | 1 |
| Interceptions | 1 | 1 |
| Fumble returns | 1 | 0 |
| TOTAL | 27 | 7 |

OPPONENT BIG PLAYS

| Total: | |
|--|----------------|
| Run (15+) | 10 for 244 yds |
| Receiving (20+) | 9 for 365 yds |
| Kick Returns (30+) | 1 for 42 yds |
| Punt Returns (20+) | 0 for 0 yds |
| Defensive Returns (20+) | 0 for 0 yds |
| TOTAL: 22 for 651 yards (29.6 avg.) | |



2022-23 Kentucky Football
Game Results
All games

Team Results

| | Date | Opponent | | Score | Overall | Conf | Time | Attend |
|---|------------|----------------|---|-------|---------|------|------|--------|
| | 09/03/2022 | Miami (OH) | W | 37-13 | 1-0 | 0-0 | 3:17 | 61139 |
| * | 09/10/2022 | at Florida | W | 26-16 | 2-0 | 1-0 | 3:36 | 89993 |
| | 09/17/2022 | Youngstown St. | W | 31-0 | 3-0 | 1-0 | 3:07 | 59308 |
| | 09/24/2022 | NIU | W | 31-23 | 4-0 | 1-0 | 3:04 | 61579 |
| * | 10/01/2022 | at Ole Miss | L | 19-22 | 4-1 | 1-1 | 3:08 | 64828 |



**2022-23 Kentucky Football
Team Game-by-Game
All games**

| Date | Opponent | Rushing | | | | Receiving | | | | Passing | | | | Kick Returns | | | | Punt Returns | | | | tot off | | |
|------------------|----------------|------------|------------|----------|-----------|-----------|-------------|-----------|-----------|-----------|------------|----------|-------------|--------------|-----------|-----------|------------|--------------|------------|-----------|-----------|------------|-----------|-------------|
| | | no. | yds | td | lg | no. | yds | td | lg | cmp | att | int | yds | td | lg | no. | yds | td | lg | no. | yds | | td | lg |
| 09/03/2022 | Miami (OH) | 26 | 50 | 0 | 9 | 21 | 303 | 3 | 45 | 21 | 32 | 1 | 303 | 3 | 45 | 2 | 121 | 1 | 100 | 2 | 25 | 0 | 23 | 353 |
| 09/10/2022 | at Florida | 38 | 70 | 1 | 18 | 13 | 202 | 1 | 55 | 13 | 24 | 1 | 202 | 1 | 55 | 0 | 0 | 0 | 0 | 2 | 8 | 0 | 8 | 272 |
| 09/17/2022 | Youngstown St. | 36 | 103 | 2 | 24 | 27 | 377 | 2 | 58 | 27 | 35 | 2 | 377 | 2 | 58 | 0 | 0 | 0 | 0 | 4 | 18 | 0 | 15 | 480 |
| 09/24/2022 | NIU | 35 | 103 | 0 | 27 | 18 | 303 | 4 | 70 | 18 | 26 | 0 | 303 | 4 | 70 | 4 | 23 | 0 | 12 | 2 | 6 | 0 | 4 | 406 |
| 10/01/2022 | at Ole Miss | 37 | 108 | 1 | 23 | 18 | 220 | 2 | 51 | 18 | 24 | 0 | 220 | 2 | 51 | 4 | 172 | 0 | 85 | 1 | 0 | 0 | 0 | 328 |
| Kentucky | | 172 | 434 | 4 | 27 | 97 | 1405 | 12 | 70 | 97 | 141 | 4 | 1405 | 12 | 70 | 10 | 316 | 1 | 100 | 11 | 57 | 0 | 23 | 1839 |
| Opponents | | 156 | 619 | 5 | 48 | 74 | 868 | 2 | 64 | 74 | 146 | 4 | 868 | 2 | 64 | 9 | 208 | 0 | 42 | 3 | 9 | 0 | 8 | 1487 |

Kentucky Averages

| Games | Avg/ rush | Avg/ catch | Pass effc | KR avg | PR avg | All purpose avg/game | Total offense avg/game |
|-------|-----------|------------|-----------|--------|--------|----------------------|------------------------|
| 5 | 2.5 | 14.5 | 174.9 | 31.6 | 5.2 | 459.0 | 367.8 |

| Date | Opponent | Tackles | | | Sacks no-yds | Fumble | | Pass Defense | | | blkd kick | PAT attempts | | | off | | | | | | |
|------------------|----------------|------------|------------|------------|-----------------|-----------|------------|--------------|-------------|----------|--------------|--------------|-----------|----------|-----------|-----------|----------|----------|----------|-----------|------------|
| | | ua | a | total | | tfl-yds | ff | fr-yds | int-yds | qbh | | brup | kick | rush | rcv | saf | t/o | pts | | | |
| 09/03/2022 | Miami (OH) | 30 | 36 | 66 | 4.0-22 | 3 | 18 | 2 | 1-23 | 0-0 | 1 | 4 | 1 | 4-4 | 0 | 0 | 0 | 7 | 37 | | |
| 09/10/2022 | at Florida | 24 | 48 | 72 | 3.0-14 | 1 | 8 | 1 | 0-0 | 2-83 | 3 | 5 | 0 | 2-2 | 0 | 0 | 0 | 13 | 26 | | |
| 09/17/2022 | Youngstown St. | 20 | 26 | 46 | 6.0-27 | 2 | 21 | 0 | 0-0 | 1-0 | 2 | 7 | 1 | 4-4 | 0 | 0 | 0 | 0 | 31 | | |
| 09/24/2022 | NIU | 29 | 28 | 57 | 1.0-2 | 0 | 0 | 0 | 0-0 | 0-0 | 2 | 4 | 0 | 4-4 | 0 | 0 | 0 | 0 | 31 | | |
| 10/01/2022 | at Ole Miss | 42 | 18 | 60 | 4.0-11 | 0 | 0 | 0 | 0-0 | 1-0 | 3 | 5 | 0 | 1-2 | 0 | 0 | 0 | 0 | 19 | | |
| Kentucky | | 145 | 156 | 301 | 18.0-76 | 6 | 47 | 3 | 1-23 | 4 | 83 | 11 | 25 | 2 | 15 | 16 | 0 | 0 | 0 | 20 | 144 |
| Opponents | | 165 | 196 | 361 | 34.0-156 | 19 | 123 | 8 | 4-0 | 4 | 17 | 13 | 10 | 1 | 5 | 5 | 0 | 1 | 2 | 15 | 74 |

| Date | Opponent | Punting | | | | | | | | | | Field Goals | | | Kickoffs | | | | |
|------------------|----------------|-----------|-------------|-------------|-----------|----------|----------|----------|----------|-----------|----------|-------------|-----------|----------|-----------|-------------|-------------|-----------|----------|
| | | no. | yds | avg | long | blkd | tb | fc | 50+ | i20 | md-att | long | blkd | no. | yds | avg | tb | ob | |
| 09/03/2022 | Miami (OH) | 2 | 70 | 35.0 | 47 | 0 | 0 | 0 | 0 | 0 | 0 | 3-3 | 50 | 0 | 7 | 455 | 65.0 | 7 | 0 |
| 09/10/2022 | at Florida | 5 | 194 | 38.8 | 44 | 0 | 1 | 2 | 0 | 1 | 2-3 | 26 | 0 | 7 | 446 | 63.7 | 3 | 0 | |
| 09/17/2022 | Youngstown St. | 3 | 125 | 41.7 | 50 | 0 | 0 | 2 | 1 | 2 | 1-1 | 23 | 0 | 6 | 383 | 63.8 | 4 | 0 | |
| 09/24/2022 | NIU | 3 | 139 | 46.3 | 60 | 0 | 0 | 2 | 1 | 1 | 1-1 | 49 | 0 | 6 | 384 | 64.0 | 5 | 0 | |
| 10/01/2022 | at Ole Miss | 2 | 103 | 51.5 | 53 | 0 | 0 | 1 | 2 | 1 | 0-1 | 0 | 0 | 5 | 328 | 65.6 | 2 | 1 | |
| Kentucky | | 15 | 631 | 42.1 | 60 | 0 | 1 | 7 | 4 | 5 | 7 | 9 | 50 | 0 | 31 | 1996 | 64.4 | 21 | 1 |
| Opponents | | 28 | 1139 | 40.7 | 61 | 2 | 1 | 9 | 5 | 13 | 7 | 7 | 53 | 0 | 18 | 1050 | 58.3 | 7 | 1 |



**2022-23 Kentucky Football
Opponents Game-by-Game
All games**

| Date | Opponent | Rushing | | | | Receiving | | | | Passing | | | | Kick Returns | | | | Punt Returns | | | | tot off | | |
|------------------|----------------|------------|------------|----------|-----------|-----------|-------------|-----------|-----------|-----------|------------|----------|-------------|--------------|-----------|-----------|------------|--------------|------------|-----------|-----------|------------|-----------|-------------|
| | | no. | yds | td | lg | no. | yds | td | lg | cmp | att | int | yds | td | lg | no. | yds | td | lg | no. | yds | | td | lg |
| 09/03/2022 | Miami (OH) | 32 | 111 | 1 | 22 | 22 | 179 | 0 | 24 | 22 | 32 | 0 | 179 | 0 | 24 | 0 | 0 | 0 | 0 | 0 | 0 | 0 | 0 | 290 |
| 09/10/2022 | at Florida | 30 | 136 | 1 | 40 | 14 | 143 | 0 | 28 | 14 | 35 | 2 | 143 | 0 | 28 | 4 | 70 | 0 | 22 | 2 | 1 | 0 | 3 | 279 |
| 09/17/2022 | Youngstown St. | 22 | 58 | 0 | 23 | 9 | 134 | 0 | 64 | 9 | 24 | 1 | 134 | 0 | 64 | 2 | 45 | 0 | 24 | 1 | 8 | 0 | 8 | 192 |
| 09/24/2022 | NIU | 33 | 128 | 1 | 20 | 14 | 199 | 2 | 63 | 14 | 26 | 0 | 199 | 2 | 63 | 1 | 42 | 0 | 42 | 0 | 0 | 0 | 0 | 327 |
| 10/01/2022 | at Ole Miss | 39 | 186 | 2 | 48 | 15 | 213 | 0 | 38 | 15 | 29 | 1 | 213 | 0 | 38 | 2 | 51 | 0 | 28 | 0 | 0 | 0 | 0 | 399 |
| Opponents | | 156 | 619 | 5 | 48 | 74 | 868 | 2 | 64 | 74 | 146 | 4 | 868 | 2 | 64 | 9 | 208 | 0 | 42 | 3 | 9 | 0 | 8 | 1487 |
| Kentucky | | 172 | 434 | 4 | 27 | 97 | 1405 | 12 | 70 | 97 | 141 | 4 | 1405 | 12 | 70 | 10 | 316 | 1 | 100 | 11 | 57 | 0 | 23 | 1839 |

Opponents Averages

| Games | Avg/ rush | Avg/ catch | Pass effc | KR avg | PR avg | All purpose avg/game | Total offense avg/game |
|-------|-----------|------------|-----------|--------|--------|----------------------|------------------------|
| 5 | 4.0 | 11.7 | 99.7 | 23.1 | 3.0 | 344.2 | 297.4 |

| Date | Opponent | Tackles | | | Sacks | Fumble | | Pass Defense | | | blkd kick | PAT attempts | | | off | | | | | | | | |
|------------------|----------------|------------|------------|------------|-------------|------------|-----------|--------------|----------|----------|--------------|--------------|-----------|-----------|-----------|----------|-----------|-----------|----------|----------|----------|-----------|------------|
| | | ua | a | total | | tfl | yds | no | yds | ff | | fr | yds | int | yds | qbh | brup | kick | rush | rcv | saf | t/o | pts |
| 09/03/2022 | Miami (OH) | 23 | 42 | 65 | 4.0 | 26 | 4 | 26 | 0 | 0 | 0 | 1 | 5 | 2 | 1 | 0 | 1 | 1 | 0 | 0 | 0 | 0 | 13 |
| 09/10/2022 | at Florida | 30 | 38 | 68 | 5.0 | 21 | 3 | 18 | 0 | 0 | 0 | 1 | 0 | 7 | 2 | 0 | 0 | 0 | 0 | 1 | 1 | 8 | 16 |
| 09/17/2022 | Youngstown St. | 41 | 40 | 81 | 10.0 | 42 | 4 | 26 | 3 | 1 | 0 | 2 | 12 | 1 | 1 | 0 | 0 | 0 | 0 | 0 | 0 | 0 | 0 |
| 09/24/2022 | NIU | 33 | 40 | 73 | 6.0 | 22 | 5 | 21 | 2 | 1 | 0 | 0 | 0 | 2 | 3 | 0 | 2 | 2 | 0 | 0 | 0 | 7 | 23 |
| 10/01/2022 | at Ole Miss | 38 | 36 | 74 | 9.0 | 45 | 3 | 32 | 3 | 2 | 0 | 0 | 0 | 1 | 3 | 1 | 2 | 2 | 0 | 0 | 1 | 0 | 22 |
| Opponents | | 165 | 196 | 361 | 34.0 | 156 | 19 | 123 | 8 | 4 | 0 | 4 | 17 | 13 | 10 | 1 | 5 | 5 | 0 | 1 | 2 | 15 | 74 |
| Kentucky | | 145 | 156 | 301 | 18.0 | 76 | 6 | 47 | 3 | 1 | 23 | 4 | 83 | 11 | 25 | 2 | 15 | 16 | 0 | 0 | 0 | 20 | 144 |

| Date | Opponent | Punting | | | | | | | | | | Field Goals | | | Kickoffs | | | | |
|------------------|----------------|-----------|-------------|-------------|-----------|----------|----------|----------|----------|-----------|----------|-------------|-----------|----------|-----------|-------------|-------------|-----------|----------|
| | | no. | yds | avg | long | blkd | tb | fc | 50+ | i20 | md | att | long | blkd | no. | yds | avg | tb | ob |
| 09/03/2022 | Miami (OH) | 5 | 170 | 34.0 | 44 | 1 | 0 | 2 | 0 | 3 | 2 | 2 | 48 | 0 | 4 | 260 | 65.0 | 2 | 0 |
| 09/10/2022 | at Florida | 5 | 237 | 47.4 | 54 | 0 | 0 | 3 | 1 | 3 | 2 | 2 | 50 | 0 | 4 | 258 | 64.5 | 3 | 1 |
| 09/17/2022 | Youngstown St. | 8 | 273 | 34.1 | 44 | 1 | 0 | 2 | 0 | 2 | 0 | 0 | 0 | 0 | 1 | 65 | 65.0 | 1 | 0 |
| 09/24/2022 | NIU | 6 | 287 | 47.8 | 61 | 0 | 1 | 2 | 3 | 3 | 1 | 1 | 38 | 0 | 4 | 173 | 43.3 | 0 | 0 |
| 10/01/2022 | at Ole Miss | 4 | 172 | 43.0 | 58 | 0 | 0 | 0 | 1 | 2 | 2 | 2 | 53 | 0 | 5 | 294 | 58.8 | 1 | 0 |
| Opponents | | 28 | 1139 | 40.7 | 61 | 2 | 1 | 9 | 5 | 13 | 7 | 7 | 53 | 0 | 18 | 1050 | 58.3 | 7 | 1 |
| Kentucky | | 15 | 631 | 42.1 | 60 | 0 | 1 | 7 | 4 | 5 | 7 | 9 | 50 | 0 | 31 | 1996 | 64.4 | 21 | 1 |



2022-23 Kentucky Football
Overall Team Statistics
All games

Team Statistics

| | UK | OPP |
|----------------------------------|----------------|----------------|
| Scoring | 144 | 74 |
| Points per game | 28.8 | 14.8 |
| Points Off Turnovers | 20 | 15 |
| First Downs | 98 | 71 |
| Rushing | 29 | 27 |
| Passing | 61 | 39 |
| Penalty | 8 | 5 |
| Rushing Yardage | 434 | 619 |
| Yards gained rushing | 626 | 696 |
| Yards lost rushing | 192 | 77 |
| Rushing attempts | 172 | 156 |
| Average per rush | 2.5 | 4.0 |
| Average per game | 86.8 | 123.8 |
| TDs Rushing | 4 | 5 |
| Passing Yardage | 1405 | 868 |
| Comp-Att-Int | 97-141-4 | 74-146-4 |
| Average per pass | 10.0 | 5.9 |
| Average per catch | 14.5 | 11.7 |
| Average per game | 281.0 | 173.6 |
| TDs Passing | 12 | 2 |
| Total offense | 1839 | 1487 |
| Total plays | 313 | 302 |
| Average per play | 5.9 | 4.9 |
| Average per game | 367.8 | 297.4 |
| Kick returns: #-Yards | 10-316 | 9-208 |
| Punt returns: #-Yards | 11-57 | 3-9 |
| Int returns: #-Yards | 4-83 | 4-17 |
| Kick return average | 31.6 | 23.1 |
| Punt return average | 5.2 | 3.0 |
| Int return average | 20.8 | 4.3 |
| Fumbles-Lost | 11-4 | 4-1 |
| Penalties-Yards | 22-137 | 26-195 |
| Average per game | 27.4 | 39.0 |
| Punts-Yards | 15-631 | 28-1139 |
| Average per punt | 42.1 | 40.7 |
| Net punt average | 40.1 | 37.7 |
| Kickoffs-Yards | 31-1996 | 18-1050 |
| Average per kick | 64.4 | 58.3 |
| Net kick average | 39.7 | 29.2 |
| Time of possession / game | 34:05 | 25:55 |
| 3rd-down conversion | 29/62 | 20/69 |
| 3rd-down pct | 47% | 29% |
| 4rd-down conversion | 3/6 | 5/11 |



2022-23 Kentucky Football
Overall Team Statistics
All games

| | UK | OPP |
|------------------------------------|--------------------|-------------------|
| 4rd-down pct | 50% | 45% |
| Sacks by-Yards | 6-47 | 19-123 |
| Misc Yards | 0 | 0 |
| Touchdowns scored | 18 | 7 |
| Field goals - attempts | 7-9 | 7-7 |
| On-Side kicks | 0-0 | 0-0 |
| Red-zone scores | (17-22) 77% | (8-10) 80% |
| Red-zone touchdowns | (12-22) 55% | (5-10) 50% |
| PAT-attempts | (15-16) 94% | (5-5) 100% |
| 2-point conversion-attempts | (0-2) 0% | (1-2) 50% |
| Attendance | 182026 | 154821 |
| Games / Avg per game | 3/60675 | 2/77411 |
| Neutral site games | - | 0/0 |

Score by Periods

| Team | 1st | 2nd | 3rd | 4th | OT | TOT |
|-----------|-----|-----|-----|-----|----|-----|
| Kentucky | 20 | 53 | 51 | 20 | 0 | 144 |
| Opponents | 31 | 28 | 6 | 9 | 0 | 74 |



2022-23 Kentucky Football
Overall Defense Statistics
All games

Team Defense

| # | Player | gp | Tackles | | | | tfl/yds | Sacks no-yds | Pass defense | | | Fumbles | | blkd | |
|---------------|----------------------|----------|------------|------------|------------|--------------|-------------|-----------------|--------------|-----------|-------------|----------|----------|----------|-----|
| | | | ua | a | tot | | | | int-yds | brup | qbh | fr-yds | ff | kick | saf |
| 5 | DeAndre Square | 5 | 15 | 17 | 32 | 1-3 | . | . | 3 | 2 | . | . | . | . | |
| 10 | Jacquez Jones | 5 | 13 | 18 | 31 | 1.5-6 | 1-4 | 1-0 | 1 | 1 | . | . | . | . | |
| 15 | Jordan Wright | 4 | 14 | 10 | 24 | 5-18 | 1-8 | 1-18 | 1 | 3 | . | 1 | . | . | |
| 25 | Jordan Lovett | 5 | 9 | 10 | 19 | . | . | . | 2 | . | . | . | . | . | |
| 6 | Tyrell Ajian | 5 | 10 | 7 | 17 | . | . | . | 1 | . | . | 1 | . | . | |
| 3 | Alex Afari Jr. | 5 | 9 | 7 | 16 | 2.5-9 | 1-5 | . | . | . | . | . | . | . | |
| 23 | Andru Phillips | 5 | 12 | 4 | 16 | . | . | . | 2 | . | . | . | . | . | |
| 13 | J.J. Weaver | 3 | 6 | 9 | 15 | 1.5-9 | 1-9 | . | . | . | . | 1 | 1 | . | |
| 0 | Deone Walker | 5 | 6 | 8 | 14 | 1.5-2 | . | . | 1 | 2 | . | . | . | . | |
| 14 | Carrington Valentine | 5 | 9 | 5 | 14 | . | . | 1-0 | 7 | 1 | . | . | . | . | |
| 1 | Keidron Smith | 5 | 10 | 3 | 13 | . | . | 1-65 | 3 | . | 1-23 | . | . | . | |
| 20 | Keaten Wade | 5 | 5 | 7 | 12 | 0.5-6 | 0.5-6 | . | 1 | . | . | . | . | . | |
| 54 | D'Eryk Jackson | 5 | 3 | 8 | 11 | 1-5 | . | . | 1 | . | . | . | . | . | |
| 8 | Octavious Oxendine | 5 | 2 | 9 | 11 | . | . | . | . | 2 | . | . | . | . | |
| 11 | Zion Childress | 5 | 4 | 6 | 10 | 1-2 | . | . | 1 | . | . | . | . | . | |
| 52 | Justin Rogers | 5 | 1 | 8 | 9 | . | . | . | . | . | . | . | . | . | |
| 32 | Trevin Wallace | 4 | 5 | 3 | 8 | 1-1 | . | . | . | . | . | . | . | . | |
| 4 | Jalen Geiger | 2 | 3 | 4 | 7 | . | . | . | . | . | . | . | . | . | |
| 90 | Tre'vonn Rybka | 4 | 2 | 4 | 6 | . | . | . | . | . | . | . | . | . | |
| 92 | Kahlil Saunders | 5 | 1 | 4 | 5 | 0.5-6 | 0.5-6 | . | . | . | . | . | . | . | |
| 99 | Josaih Hayes | 4 | 1 | 2 | 3 | . | . | . | 1 | . | . | . | . | . | |
| 31 | Maxwell Hairston | 3 | 1 | 1 | 2 | . | . | . | . | . | . | . | . | . | |
| 44 | Martez Thrower | 5 | 1 | 1 | 2 | . | . | . | . | . | . | . | 1 | . | |
| 95 | Jamarius Dinkins | 1 | . | 1 | 1 | . | . | . | . | . | . | . | . | . | |
| 10 | Chauncey Magwood | 5 | 1 | . | 1 | . | . | . | . | . | . | . | . | . | |
| 50 | Darrion Henry-Young | 1 | 1 | . | 1 | 1-9 | 1-9 | . | . | . | . | . | . | . | |
| 42 | Tyreese Fearbry | 2 | 1 | . | 1 | . | . | . | . | . | . | . | . | . | |
| Totals | | 5 | 145 | 156 | 301 | 18-76 | 6-47 | 4-83 | 25 | 11 | 1-23 | 3 | 2 | 0 | |
| Opponents | | 5 | 165 | 196 | 361 | 34-156 | 19-123 | 4-17 | 10 | 13 | 4-0 | 8 | 1 | 2 | |



**2022-23 Kentucky Football
Team Game Highs
All games**

Kentucky - Game Highs

| | | |
|-------------------------|------|-----------------------------|
| RUSHES | 38 | at Florida (09/10/2022) |
| YARDS RUSHING | 108 | at Ole Miss (10/01/2022) |
| YARDS PER RUSH | 2.9 | NIU (09/24/2022) |
| TD RUSHES | 2 | Youngstown St. (09/17/2022) |
| PASS ATTEMPTS | 35 | Youngstown St. (09/17/2022) |
| PASS COMPLETIONS | 27 | Youngstown St. (09/17/2022) |
| YARDS PASSING | 377 | Youngstown St. (09/17/2022) |
| YARDS PER PASS | 11.7 | NIU (09/24/2022) |
| TD PASSES | 4 | NIU (09/24/2022) |
| TOTAL PLAYS | 71 | Youngstown St. (09/17/2022) |
| TOTAL OFFENSE | 480 | Youngstown St. (09/17/2022) |
| YARDS PER PLAY | 6.8 | Youngstown St. (09/17/2022) |
| POINTS | 37 | Miami (OH) (09/03/2022) |
| SACKS BY | 3 | Miami (OH) (09/03/2022) |
| FIRST DOWNS | 26 | Youngstown St. (09/17/2022) |
| PENALTIES | 10 | Youngstown St. (09/17/2022) |
| PENALTY YARDS | 74 | Youngstown St. (09/17/2022) |
| TURNOVERS | 3 | Youngstown St. (09/17/2022) |
| PUNTS | 5 | at Florida (09/10/2022) |
| PUNTING AVG | 51.5 | at Ole Miss (10/01/2022) |
| LONG PUNT | 60 | NIU (09/24/2022) |
| PUNTS INSIDE 20 | 2 | Youngstown St. (09/17/2022) |
| LONG PUNT RETURN | 23 | Miami (OH) (09/03/2022) |



2022-23 Kentucky Football
Opponent Match Highs
All games

Opponent - Game Highs

| | | |
|-------------------------|------|-----------------------------|
| RUSHES | 39 | at Ole Miss (10/01/2022) |
| YARDS RUSHING | 186 | at Ole Miss (10/01/2022) |
| YARDS PER RUSH | 4.8 | at Ole Miss (10/01/2022) |
| TD RUSHES | 2 | at Ole Miss (10/01/2022) |
| PASS ATTEMPTS | 35 | at Florida (09/10/2022) |
| PASS COMPLETIONS | 22 | Miami (OH) (09/03/2022) |
| YARDS PASSING | 213 | at Ole Miss (10/01/2022) |
| YARDS PER PASS | 7.7 | NIU (09/24/2022) |
| TD PASSES | 2 | NIU (09/24/2022) |
| TOTAL PLAYS | 68 | at Ole Miss (10/01/2022) |
| TOTAL OFFENSE | 399 | at Ole Miss (10/01/2022) |
| YARDS PER PLAY | 5.9 | at Ole Miss (10/01/2022) |
| POINTS | 23 | NIU (09/24/2022) |
| SACKS BY | 5 | NIU (09/24/2022) |
| FIRST DOWNS | 19 | at Ole Miss (10/01/2022) |
| PENALTIES | 7 | Youngstown St. (09/17/2022) |
| | 7 | Miami (OH) (09/03/2022) |
| PENALTY YARDS | 46 | Youngstown St. (09/17/2022) |
| TURNOVERS | 2 | at Florida (09/10/2022) |
| PUNTS | 8 | Youngstown St. (09/17/2022) |
| PUNTING AVG | 47.8 | NIU (09/24/2022) |
| LONG PUNT | 61 | NIU (09/24/2022) |
| PUNTS INSIDE 20 | 3 | NIU (09/24/2022) |
| | 3 | at Florida (09/10/2022) |
| | 3 | Miami (OH) (09/03/2022) |
| LONG PUNT RETURN | 8 | Youngstown St. (09/17/2022) |



2022-23 Kentucky Football
Team Match Lows
All games

Kentucky - Game Lows

| | | |
|-------------------------|------|--------------------------|
| RUSHES | 26 | Miami (OH) (09/03/2022) |
| YARDS RUSHING | 50 | Miami (OH) (09/03/2022) |
| YARDS PER RUSH | 1.8 | at Florida (09/10/2022) |
| TD RUSHES | 0 | NIU (09/24/2022) |
| | 0 | Miami (OH) (09/03/2022) |
| PASS ATTEMPTS | 24 | at Ole Miss (10/01/2022) |
| | 24 | at Florida (09/10/2022) |
| PASS COMPLETIONS | 13 | at Florida (09/10/2022) |
| YARDS PASSING | 202 | at Florida (09/10/2022) |
| YARDS PER PASS | 8.4 | at Florida (09/10/2022) |
| TD PASSES | 1 | at Florida (09/10/2022) |
| TOTAL PLAYS | 58 | Miami (OH) (09/03/2022) |
| TOTAL OFFENSE | 272 | at Florida (09/10/2022) |
| YARDS PER PLAY | 4.4 | at Florida (09/10/2022) |
| POINTS | 19 | at Ole Miss (10/01/2022) |
| SACKS BY | 0 | at Ole Miss (10/01/2022) |
| | 0 | NIU (09/24/2022) |
| FIRST DOWNS | 17 | at Ole Miss (10/01/2022) |
| | 17 | at Florida (09/10/2022) |
| PENALTIES | 2 | NIU (09/24/2022) |
| | 2 | at Florida (09/10/2022) |
| PENALTY YARDS | 8 | NIU (09/24/2022) |
| INTERCEPTIONS BY | 0 | NIU (09/24/2022) |
| | 0 | Miami (OH) (09/03/2022) |
| PUNTS | 2 | at Ole Miss (10/01/2022) |
| | 2 | Miami (OH) (09/03/2022) |
| PUNTING AVG | 35.0 | Miami (OH) (09/03/2022) |
| LONG PUNT | 44 | at Florida (09/10/2022) |
| PUNTS INSIDE 20 | 0 | Miami (OH) (09/03/2022) |
| LONG PUNT RETURN | 0 | at Ole Miss (10/01/2022) |



**2022-23 Kentucky Football
Opponent Match Lows
All games**

Opponent - Game Lows

| | | |
|-------------------------|------|-----------------------------|
| RUSHES | 22 | Youngstown St. (09/17/2022) |
| YARDS RUSHING | 58 | Youngstown St. (09/17/2022) |
| YARDS PER RUSH | 2.6 | Youngstown St. (09/17/2022) |
| TD RUSHES | 0 | Youngstown St. (09/17/2022) |
| PASS ATTEMPTS | 24 | Youngstown St. (09/17/2022) |
| PASS COMPLETIONS | 9 | Youngstown St. (09/17/2022) |
| YARDS PASSING | 134 | Youngstown St. (09/17/2022) |
| YARDS PER PASS | 4.1 | at Florida (09/10/2022) |
| TD PASSES | 0 | at Ole Miss (10/01/2022) |
| | 0 | Youngstown St. (09/17/2022) |
| | 0 | at Florida (09/10/2022) |
| | 0 | Miami (OH) (09/03/2022) |
| TOTAL PLAYS | 46 | Youngstown St. (09/17/2022) |
| TOTAL OFFENSE | 192 | Youngstown St. (09/17/2022) |
| YARDS PER PLAY | 4.2 | Youngstown St. (09/17/2022) |
| POINTS | 0 | Youngstown St. (09/17/2022) |
| SACKS BY | 3 | at Ole Miss (10/01/2022) |
| | 3 | at Florida (09/10/2022) |
| FIRST DOWNS | 9 | Youngstown St. (09/17/2022) |
| PENALTIES | 3 | at Ole Miss (10/01/2022) |
| | 3 | at Florida (09/10/2022) |
| PENALTY YARDS | 28 | at Florida (09/10/2022) |
| INTERCEPTIONS BY | 0 | at Ole Miss (10/01/2022) |
| | 0 | NIU (09/24/2022) |
| PUNTS | 4 | at Ole Miss (10/01/2022) |
| PUNTING AVG | 34.0 | Miami (OH) (09/03/2022) |
| LONG PUNT | 44 | Youngstown St. (09/17/2022) |
| | 44 | Miami (OH) (09/03/2022) |
| PUNTS INSIDE 20 | 2 | at Ole Miss (10/01/2022) |
| | 2 | Youngstown St. (09/17/2022) |
| LONG PUNT RETURN | 0 | at Ole Miss (10/01/2022) |
| | 0 | NIU (09/24/2022) |
| | 0 | Miami (OH) (09/03/2022) |



**2022-23 Kentucky Football
Individual Game Highs
All games**

Kentucky - Individual Game Highs

| | | |
|----------------------------|-----------------------|--|
| RUSHES | 19 | Christopher Rodriguez Jr. at Ole Miss (10/01/2022) |
| YARDS RUSHING | 85 | Kavosiey Smoke vs NIU (09/24/2022) |
| TD RUSHES | 1 1 1 1 | Christopher Rodriguez Jr. at Ole Miss (10/01/2022) Kavosiey Smoke vs Youngstown St. (09/17/2022) Will Levis vs Youngstown St. (09/17/2022) Will Levis at Florida (09/10/2022) |
| LONG RUSH | 27 | Kavosiey Smoke vs NIU (09/24/2022) |
| PASS ATTEMPTS | 35 | Will Levis vs Youngstown St. (09/17/2022) |
| PASS COMPLETIONS | 27 | Will Levis vs Youngstown St. (09/17/2022) |
| YARDS PASSING | 377 | Will Levis vs Youngstown St. (09/17/2022) |
| TD PASSES | 4 | Will Levis vs NIU (09/24/2022) |
| LONG PASS | 70 | Will Levis vs NIU (09/24/2022) |
| RECEPTIONS | 7 | Tayvion Robinson vs NIU (09/24/2022) |
| YARDS RECEIVING | 147 | Tayvion Robinson vs NIU (09/24/2022) |
| TD RECEPTIONS | 2 2 | Barion Brown vs NIU (09/24/2022) Tayvion Robinson vs NIU (09/24/2022) |
| LONG RECEPTION | 70 | Barion Brown vs NIU (09/24/2022) |
| PUNTS | 5 | Colin Goodfellow at Florida (09/10/2022) |
| PUNTING AVG | 51.5 | Colin Goodfellow at Ole Miss (10/01/2022) |
| LONG PUNT | 60 | Colin Goodfellow vs NIU (09/24/2022) |
| PUNTS INSIDE 20 | 2 | Colin Goodfellow vs Youngstown St. (09/17/2022) |
| LONG PUNT RETURN | 23 | Tayvion Robinson vs Miami (OH) (09/03/2022) |
| LONG KICKOFF RETURN | 100 | Barion Brown vs Miami (OH) (09/03/2022) |
| TACKLES | 12 | Jacquez Jones vs NIU (09/24/2022) |
| SACKS | 1 1 1 1 1 | Darrion Henry-Young vs Youngstown St. (09/17/2022) Jordan Wright at Florida (09/10/2022) Alex Afari Jr. vs Miami (OH) (09/03/2022) J.J. Weaver vs Miami (OH) (09/03/2022) Jacquez Jones vs Miami (OH) (09/03/2022) |
| TACKLES FOR LOSS | 2 2 | Jordan Wright vs Youngstown St. (09/17/2022) Jordan Wright at Florida (09/10/2022) |



**2022-23 Kentucky Football
Opponent Individual Match Highs
All games**

Opponent - Individual Game Highs

| | | |
|----------------------------|------|---|
| RUSHES | 18 | Harrison Waylee vs NIU (09/24/2022) |
| YARDS RUSHING | 106 | Quinshon Judkins at Ole Miss (10/01/2022) |
| TD RUSHES | 1 | Zach Evans at Ole Miss (10/01/2022) |
| | 1 | Quinshon Judkins at Ole Miss (10/01/2022) |
| | 1 | Justin Lynch vs NIU (09/24/2022) |
| | 1 | Trevor Etienne at Florida (09/10/2022) |
| | 1 | Tyre Shelton vs Miami (OH) (09/03/2022) |
| LONG RUSH | 48 | Quinshon Judkins at Ole Miss (10/01/2022) |
| PASS ATTEMPTS | 35 | Anthony Richardson at Florida (09/10/2022) |
| PASS COMPLETIONS | 20 | Brett Gabbert vs Miami (OH) (09/03/2022) |
| YARDS PASSING | 213 | Jaxson Dart at Ole Miss (10/01/2022) |
| TD PASSES | 1 | Ethan Hampton vs NIU (09/24/2022) |
| | 1 | Shemar Thornton vs NIU (09/24/2022) |
| LONG PASS | 64 | Demeatric Crenshaw vs Youngstown St. (09/17/2022) |
| RECEPTIONS | 7 | Mac Hippenhammer vs Miami (OH) (09/03/2022) |
| YARDS RECEIVING | 100 | Malik Heath at Ole Miss (10/01/2022) |
| TD RECEPTIONS | 2 | Tristen Tewes vs NIU (09/24/2022) |
| LONG RECEPTION | 64 | Jaleel McLaughlin vs Youngstown St. (09/17/2022) |
| FIELD GOALS | 2 | Jonathan Cruz at Ole Miss (10/01/2022) |
| | 2 | Adam Mihalek at Florida (09/10/2022) |
| | 2 | Graham Nicholson vs Miami (OH) (09/03/2022) |
| LONG FIELD GOALS | 53 | Jonathan Cruz at Ole Miss (10/01/2022) |
| PUNTS | 7 | Paddy Lynch vs Youngstown St. (09/17/2022) |
| PUNTING AVG | 51.0 | Ethan Hampton vs NIU (09/24/2022) |
| LONG PUNT | 61 | Tom Foley vs NIU (09/24/2022) |
| PUNTS INSIDE 20 | 3 | Tom Foley vs NIU (09/24/2022) |
| | 3 | Jeremy Crawshaw at Florida (09/10/2022) |
| | 3 | Dom Dzioban vs Miami (OH) (09/03/2022) |
| LONG PUNT RETURN | 8 | Randy Smith vs Youngstown St. (09/17/2022) |
| LONG KICKOFF RETURN | 42 | Billy Dozier vs NIU (09/24/2022) |
| TACKLES | 11 | Jordan Trowers vs Youngstown St. (09/17/2022) |
| | 11 | Ryan McWood vs Miami (OH) (09/03/2022) |
| SACKS | 1 | Jared Ivey at Ole Miss (10/01/2022) |
| | 1 | Austin Keys at Ole Miss (10/01/2022) |
| | 1 | Daveren Rayner vs NIU (09/24/2022) |
| | 1 | Michael Kennedy vs NIU (09/24/2022) |
| | 1 | Demond Taylor vs NIU (09/24/2022) |
| | 1 | Dylan Wudke vs Youngstown St. (09/17/2022) |
| | 1 | D'Marco Augustin vs Youngstown St. (09/17/2022) |
| | 1 | Anthony Johnson vs Youngstown St. (09/17/2022) |
| | 1 | Amari Burney at Florida (09/10/2022) |
| | 1 | Justus Boone at Florida (09/10/2022) |
| | 1 | Ty Wise vs Miami (OH) (09/03/2022) |
| | 1 | Brian Ugwu vs Miami (OH) (09/03/2022) |
| | 1 | Caiden Woullard vs Miami (OH) (09/03/2022) |
| TACKLES FOR LOSS | 3.5 | Dylan Wudke vs Youngstown St. (09/17/2022) |
| INTERCEPTIONS | 1 | Quincy Lenton vs Youngstown St. (09/17/2022) |
| | 1 | Troy Jakubec vs Youngstown St. (09/17/2022) |
| | 1 | Gervon Dexter Sr. at Florida (09/10/2022) |
| | 1 | Eli Blakey vs Miami (OH) (09/03/2022) |



**2022-23 Kentucky Football
Individual Statistics
All games**

Rushing

| Player | gp | att | gain | loss | net | avg | td | lg | avg/g |
|---------------------------|----------|------------|------------|------------|------------|------------|----------|-----------|--------------|
| Kavosiey Smoke | 5 | 53 | 283 | 14 | 269 | 5.1 | 1 | 27 | 53.8 |
| Will Levis | 5 | 40 | 69 | 125 | -56 | -1.4 | 2 | 24 | -11.2 |
| La'Vell Wright | 5 | 29 | 78 | 2 | 76 | 2.6 | 0 | 9 | 15.2 |
| Christopher Rodriguez Jr. | 1 | 19 | 77 | 5 | 72 | 3.8 | 1 | 10 | 72.0 |
| JuTahn McClain | 3 | 14 | 54 | 2 | 52 | 3.7 | 0 | 17 | 17.3 |
| Tayvion Robinson | 5 | 6 | 21 | 0 | 21 | 3.5 | 0 | 6 | 4.2 |
| Dee Beckwith | 1 | 2 | 8 | 0 | 8 | 4.0 | 0 | 5 | 8.0 |
| Ramon Jefferson | 1 | 2 | 10 | 0 | 10 | 5.0 | 0 | 8 | 10.0 |
| Izayah Cummings | 5 | 1 | 23 | 0 | 23 | 23.0 | 0 | 23 | 4.6 |
| Barion Brown | 5 | 1 | 3 | 0 | 3 | 3.0 | 0 | 3 | 0.6 |
| Team | 5 | 5 | 0 | 44 | -44 | -8.8 | 0 | 0 | -8.8 |
| Total | 5 | 172 | 626 | 192 | 434 | 2.5 | 4 | 27 | 86.8 |
| Opponents | 5 | 156 | 696 | 77 | 619 | 4.0 | 5 | 48 | 123.8 |

Punt Returns

| Player | no. | yds | avg | td | lg |
|------------------|-----------|-----------|------------|----------|-----------|
| Tayvion Robinson | 10 | 54 | 5.4 | 0 | 23 |
| Izayah Cummings | 1 | 3 | 3.0 | 0 | 3 |
| Total | 11 | 57 | 5.2 | 0 | 23 |
| Opponents | 3 | 9 | 3.0 | 0 | 8 |

Interceptions

| Player | no. | yds | avg | td | lg |
|----------------------|----------|-----------|-------------|----------|-----------|
| Jordan Wright | 1 | 18 | 18.0 | 0 | 18 |
| Carrington Valentine | 1 | 0 | 0.0 | 0 | 0 |
| Keidron Smith | 1 | 65 | 65.0 | 1 | 65 |
| Jacquez Jones | 1 | 0 | 0.0 | 0 | 0 |
| Total | 4 | 83 | 20.8 | 1 | 65 |
| Opponents | 4 | 17 | 4.3 | 0 | 12 |

Passing

| Player | gp | effic | comp-att-int | pct | yds | td | lg | avg/g |
|------------------|----------|--------------|-----------------|-------------|-------------|-----------|-----------|--------------|
| Will Levis | 5 | 174.9 | 97-141-4 | 68.8 | 1405 | 12 | 70 | 281.0 |
| Total | 5 | 174.9 | 97-141-4 | 68.8 | 1405 | 12 | 70 | 281.0 |
| Opponents | 5 | 99.7 | 74-146-4 | 50.7 | 868 | 2 | 64 | 173.6 |

Kick Returns

| Player | no. | yds | avg | td | lg |
|------------------|-----------|------------|-------------|----------|------------|
| Barion Brown | 6 | 286 | 47.7 | 1 | 100 |
| Kavosiey Smoke | 3 | 22 | 7.3 | 0 | 12 |
| JuTahn McClain | 1 | 8 | 8.0 | 0 | 8 |
| Total | 10 | 316 | 31.6 | 1 | 100 |
| Opponents | 9 | 208 | 23.1 | 0 | 42 |

Receiving

| Player | gp | no. | yds | avg | td | lg | avg/g |
|---------------------------|----------|-----------|-------------|-------------|-----------|-----------|--------------|
| Tayvion Robinson | 5 | 24 | 365 | 15.2 | 3 | 69 | 73.0 |
| Dane Key | 5 | 17 | 269 | 15.8 | 3 | 55 | 53.8 |
| Barion Brown | 5 | 15 | 282 | 18.8 | 2 | 70 | 56.4 |
| Brenden Bates | 5 | 8 | 80 | 10.0 | 1 | 23 | 16.0 |
| Jordan Dingle | 5 | 8 | 91 | 11.4 | 1 | 19 | 18.2 |
| Keaton Upshaw | 5 | 4 | 50 | 12.5 | 0 | 22 | 10.0 |
| Chauncey Magwood | 5 | 4 | 63 | 15.8 | 1 | 25 | 12.6 |
| Christopher Rodriguez Jr. | 1 | 3 | 40 | 13.3 | 0 | 17 | 40.0 |
| Kavosiey Smoke | 5 | 3 | 30 | 10.0 | 0 | 14 | 6.0 |
| La'Vell Wright | 5 | 3 | 21 | 7.0 | 0 | 13 | 4.2 |
| DeMarcus Harris | 5 | 2 | 73 | 36.5 | 0 | 58 | 14.6 |
| JuTahn McClain | 3 | 2 | 12 | 6.0 | 0 | 7 | 4.0 |
| Dekel Crowdus | 3 | 2 | 17 | 8.5 | 0 | 12 | 5.7 |
| Justice Dingle | 5 | 1 | 10 | 10.0 | 0 | 10 | 2.0 |
| Chris Lewis | 5 | 1 | 2 | 2.0 | 1 | 2 | 0.4 |
| Total | 5 | 97 | 1405 | 14.5 | 12 | 70 | 281.0 |
| Opponents | 5 | 74 | 868 | 11.7 | 2 | 64 | 173.6 |

Fumble Returns

| Player | no. | yds | avg | td | lg |
|------------------|----------|-----------|-------------|----------|-----------|
| Keidron Smith | 1 | 23 | 23.0 | 0 | 23 |
| Total | 1 | 23 | 23.0 | 0 | 23 |
| Opponents | 4 | 0 | 0.0 | 0 | 0 |



**2022-23 Kentucky Football
Individual Statistics
All games**

Scoring

| Player | td | fg | PAT | | | | | d | s | saf | pts |
|---------------------------|-----------|------------|--------------|----------|----------|----------|----------|----------|----------|------------|-----|
| | | | kick | rush | rcv | pass | pass | | | | |
| Matt Ruffolo | - | 7-9 | 15-16 | - | - | - | - | - | - | 36 | |
| Tayvion Robinson | 3 | - | - | - | - | - | - | - | - | 18 | |
| Barion Brown | 3 | - | - | - | - | - | - | - | - | 18 | |
| Dane Key | 3 | - | - | - | - | - | - | - | - | 18 | |
| Will Levis | 2 | - | - | - | - | - | - | - | - | 12 | |
| Christopher Rodriguez Jr. | 1 | - | - | - | - | - | - | - | - | 6 | |
| Kavosiey Smoke | 1 | - | - | - | - | - | - | - | - | 6 | |
| Brenden Bates | 1 | - | - | - | - | - | - | - | - | 6 | |
| Keidron Smith | 1 | - | - | - | - | - | - | - | - | 6 | |
| Chauncey Magwood | 1 | - | - | - | - | - | - | - | - | 6 | |
| Jordan Dingle | 1 | - | - | - | - | - | - | - | - | 6 | |
| Chris Lewis | 1 | - | - | - | - | - | - | - | - | 6 | |
| Total | 18 | 7-9 | 15-16 | 0 | 0 | 0 | 0 | 0 | 0 | 144 | |
| Opponents | 7 | 7-7 | 5-5 | 0 | 1 | 1 | 0 | 0 | 2 | 74 | |

Field Goals

| Player | fg | pct. | 01-19 | 20-29 | 30-39 | 40-49 | 50-99 | lg | blk |
|------------------|------------|--------------|------------|------------|------------|------------|------------|-----------|----------|
| Matt Ruffolo | 7-9 | 77.8 | 0-0 | 4-4 | 1-3 | 1-1 | 1-1 | 50 | 0 |
| Opponents | 7-7 | 100.0 | 0-0 | 2-2 | 2-2 | 1-1 | 2-2 | 53 | 0 |

FG Sequence

| Team Name | Kentucky | Opponents |
|----------------|----------------|-----------|
| Miami (OH) | (34),(25),(50) | (48),(27) |
| Florida | (24),38,(26) | (39),(50) |
| Youngstown St. | (23) | |
| NIU | (49) | (38) |
| Ole Miss | 39 | (53),(26) |

Numbers in (parentheses) indicate field goal was made

Total Offense

| Player | g | plays | rush | pass | total | avg/g |
|---------------------------|----------|------------|------------|-------------|-------------|--------------|
| Will Levis | 5 | 181 | -56 | 1405 | 1349 | 269.8 |
| Kavosiey Smoke | 5 | 53 | 269 | 0 | 269 | 53.8 |
| La'Ve'll Wright | 5 | 29 | 76 | 0 | 76 | 15.2 |
| Christopher Rodriguez Jr. | 1 | 19 | 72 | 0 | 72 | 72.0 |
| JuTahn McClain | 3 | 14 | 52 | 0 | 52 | 17.3 |
| Izayah Cummings | 5 | 1 | 23 | 0 | 23 | 4.6 |
| Tayvion Robinson | 5 | 6 | 21 | 0 | 21 | 4.2 |
| Ramon Jefferson | 1 | 2 | 10 | 0 | 10 | 10.0 |
| Dee Beckwith | 1 | 2 | 8 | 0 | 8 | 8.0 |
| Barion Brown | 5 | 1 | 3 | 0 | 3 | 0.6 |
| Team | 5 | 0 | -44 | 0 | -44 | -8.8 |
| Total | 5 | 313 | 434 | 1405 | 1839 | 367.8 |
| Opponents | 5 | 302 | 619 | 868 | 1487 | 297.4 |

Punting

| Player | no. | yds | avg | lg | tb | fc | i20 | 50+ | blk |
|------------------|-----------|-------------|-------------|-----------|----------|----------|-----------|----------|----------|
| Colin Goodfellow | 15 | 631 | 42.1 | 60 | 1 | 7 | 5 | 4 | 0 |
| Total | 15 | 631 | 42.1 | 60 | 1 | 7 | 5 | 4 | 0 |
| Opponents | 28 | 1139 | 40.7 | 61 | 1 | 9 | 13 | 5 | 2 |

Kickoffs

| Player | no. | yds | avg | tb | ob | retn | net | ydl |
|------------------|-----------|-------------|-------------|-----------|----------|-----------|-------------|-----------|
| Chance Poore | 31 | 1996 | 64.4 | 21 | 1 | | | |
| Total | 31 | 1996 | 64.4 | 21 | 1 | 9 | 39.7 | 25 |
| Opponents | 18 | 1050 | 58.3 | 7 | 1 | 10 | 29.2 | 35 |



2022-23 Kentucky Football
Individual Statistics
All games

All Purpose

| Player | g | rush | rcv | pr | kr | ir | total | avg/g |
|---------------------------|----------|------------|-------------|-----------|------------|-----------|-------------|--------------|
| Barion Brown | 5 | 3 | 282 | 0 | 286 | 0 | 571 | 114.2 |
| Tayvion Robinson | 5 | 21 | 365 | 54 | 0 | 0 | 440 | 88.0 |
| Kavosiey Smoke | 5 | 269 | 30 | 0 | 22 | 0 | 321 | 64.2 |
| Dane Key | 5 | 0 | 269 | 0 | 0 | 0 | 269 | 53.8 |
| Christopher Rodriguez Jr. | 1 | 72 | 40 | 0 | 0 | 0 | 112 | 112.0 |
| La'Ve'll Wright | 5 | 76 | 21 | 0 | 0 | 0 | 97 | 19.4 |
| Jordan Dingle | 5 | 0 | 91 | 0 | 0 | 0 | 91 | 18.2 |
| Brenden Bates | 5 | 0 | 80 | 0 | 0 | 0 | 80 | 16.0 |
| DeMarcus Harris | 5 | 0 | 73 | 0 | 0 | 0 | 73 | 14.6 |
| JuTahn McClain | 3 | 52 | 12 | 0 | 8 | 0 | 72 | 24.0 |
| Keidron Smith | 5 | 0 | 0 | 0 | 0 | 65 | 65 | 13.0 |
| Chauncey Magwood | 5 | 0 | 63 | 0 | 0 | 0 | 63 | 12.6 |
| Keaton Upshaw | 5 | 0 | 50 | 0 | 0 | 0 | 50 | 10.0 |
| Izayah Cummings | 5 | 23 | 0 | 3 | 0 | 0 | 26 | 5.2 |
| Jordan Wright | 4 | 0 | 0 | 0 | 0 | 18 | 18 | 4.5 |
| Dekel Crowdus | 3 | 0 | 17 | 0 | 0 | 0 | 17 | 5.7 |
| Justice Dingle | 5 | 0 | 10 | 0 | 0 | 0 | 10 | 2.0 |
| Ramon Jefferson | 1 | 10 | 0 | 0 | 0 | 0 | 10 | 10.0 |
| Dee Beckwith | 1 | 8 | 0 | 0 | 0 | 0 | 8 | 8.0 |
| Chris Lewis | 5 | 0 | 2 | 0 | 0 | 0 | 2 | 0.4 |
| Will Levis | 5 | -56 | 0 | 0 | 0 | 0 | -56 | -11.2 |
| Team | 5 | -44 | 0 | 0 | 0 | 0 | -44 | -8.8 |
| Total | 5 | 434 | 1405 | 57 | 316 | 83 | 2295 | 459.0 |
| Opponents | 5 | 619 | 868 | 9 | 208 | 17 | 1721 | 344.2 |



2022-23 Kentucky Football
Combined Team Statistics
All games

Team Results

| | Date | Opponent | | Score | Att. |
|---|------------|----------------|---|-------|-------|
| | 09/03/2022 | Miami (OH) | W | 37-13 | 61139 |
| * | 09/10/2022 | at Florida | W | 26-16 | 89993 |
| | 09/17/2022 | Youngstown St. | W | 31-0 | 59308 |
| | 09/24/2022 | NIU | W | 31-23 | 61579 |
| * | 10/01/2022 | at Ole Miss | L | 19-22 | 64828 |

Game Records

| Record | Overall | Home | Away | Neutral |
|----------------|---------|------|------|---------|
| ALL GAMES | 4-1 | 3-0 | 1-1 | 0-0 |
| CONFERENCE | 1-1 | 0-0 | 1-1 | 0-0 |
| NON-CONFERENCE | 3-0 | 3-0 | 0-0 | 0-0 |

Rushing

| Player | gp | att | gain | loss | net | avg | td | lg | avg/g |
|---------------------------|----------|------------|------------|------------|------------|------------|----------|-----------|--------------|
| Kavosiey Smoke | 5 | 53 | 283 | 14 | 269 | 5.1 | 1 | 27 | 53.8 |
| La'Vell Wright | 5 | 29 | 78 | 2 | 76 | 2.6 | 0 | 9 | 15.2 |
| Christopher Rodriguez Jr. | 1 | 19 | 77 | 5 | 72 | 3.8 | 1 | 10 | 72.0 |
| JuTahn McClain | 3 | 14 | 54 | 2 | 52 | 3.7 | 0 | 17 | 17.3 |
| Izayah Cummings | 5 | 1 | 23 | 0 | 23 | 23.0 | 0 | 23 | 4.6 |
| Tayvion Robinson | 5 | 6 | 21 | 0 | 21 | 3.5 | 0 | 6 | 4.2 |
| Ramon Jefferson | 1 | 2 | 10 | 0 | 10 | 5.0 | 0 | 8 | 10.0 |
| Dee Beckwith | 1 | 2 | 8 | 0 | 8 | 4.0 | 0 | 5 | 8.0 |
| Barion Brown | 5 | 1 | 3 | 0 | 3 | 3.0 | 0 | 3 | 0.6 |
| Will Levis | 5 | 40 | 69 | 125 | -56 | -1.4 | 2 | 24 | -11.2 |
| Team | 5 | 5 | 0 | 44 | -44 | -8.8 | 0 | 0 | -8.8 |
| Total | 5 | 172 | 626 | 192 | 434 | 2.5 | 4 | 27 | 86.8 |
| Opponents | 5 | 156 | 696 | 77 | 619 | 4.0 | 5 | 48 | 123.8 |

Passing

| Player | gp | effic | comp-att-int | pct | yds | td | lg | avg/g |
|------------------|----------|--------------|-----------------|-------------|-------------|-----------|-----------|--------------|
| Will Levis | 5 | 174.9 | 97-141-4 | 68.8 | 1405 | 12 | 70 | 281.0 |
| Total | 5 | 174.9 | 97-141-4 | 68.8 | 1405 | 12 | 70 | 281.0 |
| Opponents | 5 | 99.7 | 74-146-4 | 50.7 | 868 | 2 | 64 | 173.6 |

Receiving

| Player | gp | no. | yds | avg | td | lg | avg/g |
|---------------------------|----------|-----------|-------------|-------------|-----------|-----------|--------------|
| Tayvion Robinson | 5 | 24 | 365 | 15.2 | 3 | 69 | 73.0 |
| Dane Key | 5 | 17 | 269 | 15.8 | 3 | 55 | 53.8 |
| Barion Brown | 5 | 15 | 282 | 18.8 | 2 | 70 | 56.4 |
| Brenden Bates | 5 | 8 | 80 | 10.0 | 1 | 23 | 16.0 |
| Jordan Dingle | 5 | 8 | 91 | 11.4 | 1 | 19 | 18.2 |
| Keaton Upshaw | 5 | 4 | 50 | 12.5 | 0 | 22 | 10.0 |
| Chauncey Magwood | 5 | 4 | 63 | 15.8 | 1 | 25 | 12.6 |
| Christopher Rodriguez Jr. | 1 | 3 | 40 | 13.3 | 0 | 17 | 40.0 |
| Kavosiey Smoke | 5 | 3 | 30 | 10.0 | 0 | 14 | 6.0 |
| La'Vell Wright | 5 | 3 | 21 | 7.0 | 0 | 13 | 4.2 |
| DeMarcus Harris | 5 | 2 | 73 | 36.5 | 0 | 58 | 14.6 |
| JuTahn McClain | 3 | 2 | 12 | 6.0 | 0 | 7 | 4.0 |
| Dekel Crowdus | 3 | 2 | 17 | 8.5 | 0 | 12 | 5.7 |
| Justice Dingle | 5 | 1 | 10 | 10.0 | 0 | 10 | 2.0 |
| Chris Lewis | 5 | 1 | 2 | 2.0 | 1 | 2 | 0.4 |
| Total | 5 | 97 | 1405 | 14.5 | 12 | 70 | 281.0 |
| Opponents | 5 | 74 | 868 | 11.7 | 2 | 64 | 173.6 |

Team Statistics

| | UK | OPP |
|------------------------------------|--------------------|-------------------|
| First Downs | 98 | 71 |
| Rushing | 29 | 27 |
| Passing | 61 | 39 |
| Penalty | 8 | 5 |
| Rushing Yardage | 434 | 619 |
| Rushing attempts | 172 | 156 |
| Average per rush | 2.5 | 4.0 |
| Average per game | 86.8 | 123.8 |
| TDs Rushing | 4 | 5 |
| Passing Yardage | 1405 | 868 |
| Comp-Att-Int | 97-141-4 | 74-146-4 |
| Average per pass | 10.0 | 5.9 |
| Average per catch | 14.5 | 11.7 |
| Average per game | 281.0 | 173.6 |
| TDs Passing | 12 | 2 |
| Total offense | 1839 | 1487 |
| Average per play | 5.9 | 4.9 |
| Average per game | 367.8 | 297.4 |
| Kick returns: #-Yards | 10-316 | 9-208 |
| Punt returns: #-Yards | 11-57 | 3-9 |
| Int returns: #-Yards | 4-83 | 4-17 |
| Fumbles-Lost | 11-4 | 4-1 |
| Penalties-Yards | 22-137 | 26-195 |
| Punts-Avg | 15-42.1 | 28-40.7 |
| Time of possession / game | 34:05 | 25:55 |
| 3rd-down conversion | 29/62 | 20/69 |
| 4rd-down conversion | 3/6 | 5/11 |
| PAT-attempts | (15-16) 94% | (5-5) 100% |
| 2-point conversion-attempts | (0-2) 0% | (1-2) 50% |

Interceptions

| Player | no. | yds | avg | td | lg |
|----------------------|----------|-----------|-------------|----------|-----------|
| Jordan Wright | 1 | 18 | 18.0 | 0 | 18 |
| Carrington Valentine | 1 | 0 | 0.0 | 0 | 0 |
| Keidron Smith | 1 | 65 | 65.0 | 1 | 65 |
| Jacquez Jones | 1 | 0 | 0.0 | 0 | 0 |
| Total | 4 | 83 | 20.8 | 1 | 65 |
| Opponents | 4 | 17 | 4.3 | 0 | 12 |



2022-23 Kentucky Football Combined Team Statistics All games

Field Goals

| Player | fg | pct. | 01-19 | 20-29 | 30-39 | 40-49 | 50-99 | lg | blk |
|------------------|------------|--------------|------------|------------|------------|------------|------------|-----------|----------|
| Matt Ruffolo | 7-9 | 77.8 | 0-0 | 4-4 | 1-3 | 1-1 | 1-1 | 50 | 0 |
| Opponents | 7-7 | 100.0 | 0-0 | 2-2 | 2-2 | 1-1 | 2-2 | 53 | 0 |

Punting

| Player | no. | yds | avg | lg | tb | fc | i20 | 50+ | blk |
|------------------|-----------|-------------|-------------|-----------|----------|----------|-----------|----------|----------|
| Colin Goodfellow | 15 | 631 | 42.1 | 60 | 1 | 7 | 5 | 4 | 0 |
| Total | 15 | 631 | 42.1 | 60 | 1 | 7 | 5 | 4 | 0 |
| Opponents | 28 | 1139 | 40.7 | 61 | 1 | 9 | 13 | 5 | 2 |

Scoring

| Player | td | fg | PAT | | | | dpx | saf | pts |
|---------------------------|-----------|------------|--------------|----------|----------|----------|----------|----------|------------|
| | | | kick | rush | rcv | pass | | | |
| Matt Ruffolo | - | 7-9 | 15-16 | - | - | - | - | - | 36 |
| Tayvion Robinson | 3 | - | - | - | - | - | - | - | 18 |
| Barion Brown | 3 | - | - | - | - | - | - | - | 18 |
| Dane Key | 3 | - | - | - | - | - | - | - | 18 |
| Will Lewis | 2 | - | - | - | - | - | - | - | 12 |
| Christopher Rodriguez Jr. | 1 | - | - | - | - | - | - | - | 6 |
| Kavosiey Smoke | 1 | - | - | - | - | - | - | - | 6 |
| Brenden Bates | 1 | - | - | - | - | - | - | - | 6 |
| Keidron Smith | 1 | - | - | - | - | - | - | - | 6 |
| Chauncey Magwood | 1 | - | - | - | - | - | - | - | 6 |
| Jordan Dingle | 1 | - | - | - | - | - | - | - | 6 |
| Chris Lewis | 1 | - | - | - | - | - | - | - | 6 |
| Total | 18 | 7-9 | 15-16 | 0 | 0 | 0 | 0 | 0 | 144 |
| Opponents | 7 | 7-7 | 5-5 | 0 | 1 | 1 | 0 | 2 | 74 |

Score by Periods

| Team | 1st | 2nd | 3rd | 4th | OT | TOT |
|-----------|-----|-----|-----|-----|----|-----|
| Kentucky | 20 | 53 | 51 | 20 | 0 | 144 |
| Opponents | 31 | 28 | 6 | 9 | 0 | 74 |

Punt Returns

| Player | no. | yds | avg | td | lg |
|------------------|-----------|-----------|------------|----------|-----------|
| Tayvion Robinson | 10 | 54 | 5.4 | 0 | 23 |
| Izayah Cummings | 1 | 3 | 3.0 | 0 | 3 |
| Total | 11 | 57 | 5.2 | 0 | 23 |
| Opponents | 3 | 9 | 3.0 | 0 | 8 |

Kick Returns

| Player | no. | yds | avg | td | lg |
|------------------|-----------|------------|-------------|----------|------------|
| Barion Brown | 6 | 286 | 47.7 | 1 | 100 |
| Kavosiey Smoke | 3 | 22 | 7.3 | 0 | 12 |
| JuTahn McClain | 1 | 8 | 8.0 | 0 | 8 |
| Total | 10 | 316 | 31.6 | 1 | 100 |
| Opponents | 9 | 208 | 23.1 | 0 | 42 |

All Purpose

| Player | g | rush | rcv | pr | kr | ir | total | avg/g |
|---------------------------|----------|------------|-------------|-----------|------------|-----------|-------------|--------------|
| Barion Brown | 5 | 3 | 282 | 0 | 286 | 0 | 571 | 114.2 |
| Tayvion Robinson | 5 | 21 | 365 | 54 | 0 | 0 | 440 | 88.0 |
| Kavosiey Smoke | 5 | 269 | 30 | 0 | 22 | 0 | 321 | 64.2 |
| Dane Key | 5 | 0 | 269 | 0 | 0 | 0 | 269 | 53.8 |
| Christopher Rodriguez Jr. | 1 | 72 | 40 | 0 | 0 | 0 | 112 | 112.0 |
| La'Vell Wright | 5 | 76 | 21 | 0 | 0 | 0 | 97 | 19.4 |
| Jordan Dingle | 5 | 0 | 91 | 0 | 0 | 0 | 91 | 18.2 |
| Brenden Bates | 5 | 0 | 80 | 0 | 0 | 0 | 80 | 16.0 |
| DeMarcus Harris | 5 | 0 | 73 | 0 | 0 | 0 | 73 | 14.6 |
| JuTahn McClain | 3 | 52 | 12 | 0 | 8 | 0 | 72 | 24.0 |
| Keidron Smith | 5 | 0 | 0 | 0 | 0 | 65 | 65 | 13.0 |
| Chauncey Magwood | 5 | 0 | 63 | 0 | 0 | 0 | 63 | 12.6 |
| Keaton Upshaw | 5 | 0 | 50 | 0 | 0 | 0 | 50 | 10.0 |
| Izayah Cummings | 5 | 23 | 0 | 3 | 0 | 0 | 26 | 5.2 |
| Jordan Wright | 4 | 0 | 0 | 0 | 0 | 18 | 18 | 4.5 |
| Dekel Crowdus | 3 | 0 | 17 | 0 | 0 | 0 | 17 | 5.7 |
| Justice Dingle | 5 | 0 | 10 | 0 | 0 | 0 | 10 | 2.0 |
| Ramon Jefferson | 1 | 10 | 0 | 0 | 0 | 0 | 10 | 10.0 |
| Dee Beckwith | 1 | 8 | 0 | 0 | 0 | 0 | 8 | 8.0 |
| Chris Lewis | 5 | 0 | 2 | 0 | 0 | 0 | 2 | 0.4 |
| Will Lewis | 5 | -56 | 0 | 0 | 0 | 0 | -56 | -11.2 |
| Total | 5 | 434 | 1405 | 57 | 316 | 83 | 2295 | 459.0 |
| Opponents | 5 | 619 | 868 | 9 | 208 | 17 | 1721 | 344.2 |

Total Offense

| Player | g | plays | rush | pass | total | avg/g |
|---------------------------|----------|------------|------------|-------------|-------------|--------------|
| Will Lewis | 5 | 181 | -56 | 1405 | 1349 | 269.8 |
| Kavosiey Smoke | 5 | 53 | 269 | 0 | 269 | 53.8 |
| La'Vell Wright | 5 | 29 | 76 | 0 | 76 | 15.2 |
| Christopher Rodriguez Jr. | 1 | 19 | 72 | 0 | 72 | 72.0 |
| JuTahn McClain | 3 | 14 | 52 | 0 | 52 | 17.3 |
| Izayah Cummings | 5 | 1 | 23 | 0 | 23 | 4.6 |
| Tayvion Robinson | 5 | 6 | 21 | 0 | 21 | 4.2 |
| Ramon Jefferson | 1 | 2 | 10 | 0 | 10 | 10.0 |
| Dee Beckwith | 1 | 2 | 8 | 0 | 8 | 8.0 |
| Barion Brown | 5 | 1 | 3 | 0 | 3 | 0.6 |
| Total | 5 | 313 | 434 | 1405 | 1839 | 367.8 |
| Opponents | 5 | 302 | 619 | 868 | 1487 | 297.4 |

Team Defense

| # | Player | gp | Tackles | | | tfl/yds | Sacks | Pass defense | | Fumbles | blkd | |
|---|--------|----|---------|---|-----|---------|--------|--------------|------|---------|--------|----|
| | | | ua | a | tot | | no-yds | int-yds | brup | qbh | fr-yds | ff |



2022-23 Kentucky Football
Combined Team Statistics
All games

| ## | Player | gp | Tackles | | | | tfl/yds | Sacks | Pass defense | | | Fumbles | | blkd | |
|---------------|----------------------|----------|------------|------------|------------|--------------|-------------|-------------|--------------|-----------|-------------|----------|----------|----------|--|
| | | | ua | a | tot | no-yds | | int-yds | brup | qbh | fr-yds | ff | kick | saf | |
| 5 | DeAndre Square | 5 | 15 | 17 | 32 | 1-3 | . | . | 3 | 2 | . | . | . | . | |
| 10 | Jacquez Jones | 5 | 13 | 18 | 31 | 1.5-6 | 1-4 | 1-0 | 1 | 1 | . | . | . | . | |
| 15 | Jordan Wright | 4 | 14 | 10 | 24 | 5-18 | 1-8 | 1-18 | 1 | 3 | . | 1 | . | . | |
| 25 | Jordan Lovett | 5 | 9 | 10 | 19 | . | . | . | 2 | . | . | . | . | . | |
| 6 | Tyrell Ajian | 5 | 10 | 7 | 17 | . | . | . | 1 | . | . | 1 | . | . | |
| 23 | Andru Phillips | 5 | 12 | 4 | 16 | . | . | . | 2 | . | . | . | . | . | |
| 3 | Alex Afari Jr. | 5 | 9 | 7 | 16 | 2.5-9 | 1-5 | . | . | . | . | . | . | . | |
| 13 | J.J. Weaver | 3 | 6 | 9 | 15 | 1.5-9 | 1-9 | . | . | . | . | 1 | 1 | . | |
| 0 | Deone Walker | 5 | 6 | 8 | 14 | 1.5-2 | . | . | 1 | 2 | . | . | . | . | |
| 14 | Carrington Valentine | 5 | 9 | 5 | 14 | . | . | 1-0 | 7 | 1 | . | . | . | . | |
| 1 | Keidron Smith | 5 | 10 | 3 | 13 | . | . | 1-65 | 3 | . | 1-23 | . | . | . | |
| 20 | Keaten Wade | 5 | 5 | 7 | 12 | 0.5-6 | 0.5-6 | . | 1 | . | . | . | . | . | |
| 8 | Octavious Oxendine | 5 | 2 | 9 | 11 | . | . | . | . | 2 | . | . | . | . | |
| 54 | D'Eryk Jackson | 5 | 3 | 8 | 11 | 1-5 | . | . | 1 | . | . | . | . | . | |
| 11 | Zion Childress | 5 | 4 | 6 | 10 | 1-2 | . | . | 1 | . | . | . | . | . | |
| 52 | Justin Rogers | 5 | 1 | 8 | 9 | . | . | . | . | . | . | . | . | . | |
| 32 | Trevin Wallace | 4 | 5 | 3 | 8 | 1-1 | . | . | . | . | . | . | . | . | |
| 4 | Jalen Geiger | 2 | 3 | 4 | 7 | . | . | . | . | . | . | . | . | . | |
| 90 | Tre'vonn Rybka | 4 | 2 | 4 | 6 | . | . | . | . | . | . | . | . | . | |
| 92 | Kahlil Saunders | 5 | 1 | 4 | 5 | 0.5-6 | 0.5-6 | . | . | . | . | . | . | . | |
| 99 | Josaih Hayes | 4 | 1 | 2 | 3 | . | . | . | 1 | . | . | . | . | . | |
| 31 | Maxwell Hairston | 3 | 1 | 1 | 2 | . | . | . | . | . | . | . | . | . | |
| 44 | Martez Thrower | 5 | 1 | 1 | 2 | . | . | . | . | . | . | . | 1 | . | |
| 50 | Darrion Henry-Young | 1 | 1 | . | 1 | 1-9 | 1-9 | . | . | . | . | . | . | . | |
| 10 | Chauncey Magwood | 5 | 1 | . | 1 | . | . | . | . | . | . | . | . | . | |
| 95 | Jamarius Dinkins | 1 | . | 1 | 1 | . | . | . | . | . | . | . | . | . | |
| 42 | Tyreese Fearbry | 2 | 1 | . | 1 | . | . | . | . | . | . | . | . | . | |
| 96 | Matt Ruffolo | 5 | . | . | . | . | . | . | . | . | . | . | . | . | |
| Totals | | 5 | 145 | 156 | 301 | 18-76 | 6-47 | 4-83 | 25 | 11 | 1-23 | 3 | 2 | 0 | |
| Opponents | | 5 | 165 | 196 | 361 | 34-156 | 19-123 | 4-17 | 10 | 13 | 4-0 | 8 | 1 | 2 | |



2022-23 Kentucky Football
Total Tackles Game-by-Game
All games

Total Tackles

| Player | S-A | Total | Miami | UF | YSU | NIU | OM |
|----------------------|-------|-------|-------|-----|-----|-----|-----|
| DeAndre Square | 15-17 | 32 | 3-4 | 2-4 | 0-2 | 3-3 | 7-4 |
| Jacquez Jones | 13-18 | 31 | 1-2 | 1-6 | 2-2 | 4-8 | 5-0 |
| Jordan Wright | 14-10 | 24 | DNP | 4-2 | 3-1 | 2-4 | 5-3 |
| Jordan Lovett | 9-10 | 19 | 0-2 | 2-5 | 3-0 | 3-2 | 1-1 |
| Tyrell Ajian | 10-7 | 17 | 1-2 | 3-2 | 1-2 | 2-0 | 3-1 |
| Andru Phillips | 12-4 | 16 | 4-1 | 2-1 | 2-1 | 2-0 | 2-1 |
| Alex Afari Jr. | 9-7 | 16 | 3-3 | - | 1-4 | 3-0 | 2-0 |
| J.J. Weaver | 6-9 | 15 | 3-2 | 3-6 | 0-1 | DNP | DNP |
| Carrington Valentine | 9-5 | 14 | 3-2 | 2-3 | - | 1-0 | 3-0 |
| Deone Walker | 6-8 | 14 | 3-1 | 1-1 | 0-3 | 0-2 | 2-1 |
| Keidron Smith | 10-3 | 13 | 4-0 | 1-0 | 1-0 | 0-1 | 4-2 |
| Keaten Wade | 5-7 | 12 | 2-1 | 0-2 | 0-3 | 1-0 | 2-1 |
| D'Eryk Jackson | 3-8 | 11 | 0-5 | 0-3 | - | - | 3-0 |
| Octavious Oxendine | 2-9 | 11 | 0-2 | 1-3 | 1-1 | 0-1 | 0-2 |
| Zion Childress | 4-6 | 10 | 1-1 | 0-1 | - | 2-2 | 1-2 |
| Justin Rogers | 1-8 | 9 | 0-3 | 0-2 | 0-1 | 1-2 | - |
| Trevin Wallace | 5-3 | 8 | DNP | 1-2 | 1-1 | 1-0 | 2-0 |
| Jalen Geiger | 3-4 | 7 | 2-2 | 1-2 | DNP | DNP | DNP |
| Tre'vonn Rybka | 2-4 | 6 | 0-2 | 0-1 | DNP | 2-1 | - |
| Kahlil Saunders | 1-4 | 5 | 0-1 | - | 0-2 | 1-1 | - |
| Josaih Hayes | 1-2 | 3 | - | 0-1 | - | 1-1 | DNP |
| Maxwell Hairston | 1-1 | 2 | DNP | - | 1-1 | - | DNP |
| Martez Thrower | 1-1 | 2 | - | 0-1 | 1-0 | - | - |
| Chauncey Magwood | 1-0 | 1 | - | - | 1-0 | - | - |
| Tyreese Fearbry | 1-0 | 1 | - | DNP | 1-0 | DNP | DNP |
| Darrion Henry-Young | 1-0 | 1 | DNP | DNP | 1-0 | DNP | DNP |
| Jamarius Dinkins | 0-1 | 1 | DNP | DNP | 0-1 | DNP | DNP |



**2022-23 Kentucky Football
Rushing/Receiving Game-by-Game
All games**

Rushing

| Player | No-Yds/TD | Miami | UF | YSU | NIU | OM |
|---------------------------|-----------|---------|---------|---------|---------|---------|
| Kavosiey Smoke | 53-269/1 | 7-32/0 | 14-80/0 | 18-66/1 | 12-85/0 | 2-6/0 |
| Will Levis | 40--56/2 | 7--18/0 | 7--12/1 | 8-3/1 | 9--10/0 | 9--19/0 |
| La'Veell Wright | 29-76/0 | 3-10/0 | 11-27/0 | 6-25/0 | 9-14/0 | - |
| Christopher Rodriguez Jr. | 19-72/1 | DNP | DNP | DNP | DNP | 19-72/1 |
| JuTahn McClain | 14-52/0 | 6-16/0 | DNP | DNP | 3-15/0 | 5-21/0 |
| Tayvion Robinson | 6-21/0 | - | 4-11/0 | 1-5/0 | - | 1-5/0 |
| Ramon Jefferson | 2-10/0 | 2-10/0 | DNP | DNP | DNP | DNP |
| Dee Beckwith | 2-8/0 | DNP | DNP | 2-8/0 | DNP | DNP |
| Izayah Cummings | 1-23/0 | - | - | - | - | 1-23/0 |
| Barion Brown | 1-3/0 | - | 1-3/0 | - | - | - |

Receiving

| Player | No-Yds/TD | Miami | UF | YSU | NIU | OM |
|---------------------------|-----------|---------|--------|--------|---------|--------|
| Tayvion Robinson | 24-365/3 | 6-136/0 | 1-0/0 | 6-66/0 | 7-147/2 | 4-16/1 |
| Dane Key | 17-269/3 | 4-53/1 | 3-83/1 | 6-90/1 | 2-15/0 | 2-28/0 |
| Barion Brown | 15-282/2 | 3-45/0 | 1--2/0 | 5-56/0 | 4-102/2 | 2-81/0 |
| Jordan Dingle | 8-91/1 | 2-11/0 | 2-29/0 | - | 1-19/0 | 3-30/1 |
| Brenden Bates | 8-80/1 | 1-6/1 | 1-11/0 | 2-46/0 | 2-7/0 | 2-10/0 |
| Chauncey Magwood | 4-63/1 | 1-8/1 | 2-47/0 | - | - | 1-8/0 |
| Keaton Upshaw | 4-50/0 | - | 2-34/0 | 2-16/0 | - | - |
| Christopher Rodriguez Jr. | 3-40/0 | DNP | DNP | DNP | DNP | 3-40/0 |
| Kavosiey Smoke | 3-30/0 | 2-16/0 | - | 1-14/0 | - | - |
| La'Veell Wright | 3-21/0 | 1-13/0 | 1-0/0 | - | 1-8/0 | - |
| DeMarcus Harris | 2-73/0 | 1-15/0 | - | 1-58/0 | - | - |
| Dekel Crowdus | 2-17/0 | DNP | DNP | 2-17/0 | - | - |
| JuTahn McClain | 2-12/0 | - | DNP | DNP | 1-5/0 | 1-7/0 |
| Justice Dingle | 1-10/0 | - | - | 1-10/0 | - | - |
| Chris Lewis | 1-2/1 | - | - | 1-2/1 | - | - |



Punt Returns

| Player | No-Yds | Miami | UF | YSU | NIU | OM |
|------------------|--------|-------|-----|------|-----|-----|
| Tayvion Robinson | 10-54 | 2-25 | 2-8 | 3-15 | 2-6 | 1-0 |
| Izayah Cummings | 1-3 | - | - | 1-3 | - | - |

Kick Returns

| Player | No-Yds | Miami | UF | YSU | NIU | OM |
|----------------|--------|-------|-----|-----|------|-------|
| Barion Brown | 6-286 | 2-121 | - | - | 1-1 | 3-164 |
| Kavosiey Smoke | 3-22 | - | - | - | 3-22 | - |
| JuTahn McClain | 1-8 | - | DNP | DNP | - | 1-8 |

Interceptions Returns

| Player | No-Yds | Miami | UF | YSU | NIU | OM |
|----------------------|--------|-------|------|-----|-----|-----|
| Keidron Smith | 1-65 | - | 1-65 | - | - | - |
| Jordan Wright | 1-18 | DNP | 1-18 | - | - | - |
| Jacquez Jones | 1-0 | - | - | - | - | 1-0 |
| Carrington Valentine | 1-0 | - | - | 1-0 | - | - |

Fumble Returns

| Player | No-Yds | Miami | UF | YSU | NIU | OM |
|---------------|--------|-------|----|-----|-----|----|
| Keidron Smith | 1-23 | 1-23 | - | - | - | - |



**2022-23 Kentucky Football
Sacks Game-by-Game
All games**

| Player | UA-A | Total | Miami | UF | YSU | NIU | OM |
|---------------------|-------------|--------------|--------------|-----------|------------|------------|-----------|
| Alex Afari Jr. | 1-0 | 1 | 1-5 | - | - | - | - |
| Jacquez Jones | 1-0 | 1 | 1-4 | - | - | - | - |
| J.J. Weaver | 1-0 | 1 | 1-9 | - | - | DNP | DNP |
| Jordan Wright | 1-0 | 1 | DNP | 1-8 | - | - | - |
| Darrion Henry-Young | 1-0 | 1 | DNP | DNP | 1-9 | DNP | DNP |
| Keaten Wade | 0-1 | 0.5 | - | - | 0.5-6 | - | - |
| Kahlil Saunders | 0-1 | 0.5 | - | - | 0.5-6 | - | - |



**2022-23 Kentucky Football
Tackles For Loss Game-by-Game
All games**

| Player | UA-A | Total | Miami | UF | YSU | NIU | OM |
|---------------------|-------------|--------------|--------------|-----------|------------|------------|-----------|
| Jordan Wright | 5-0 | 5.0 | DNP | 2.0-13 | 2.0-3 | - | 1.0-2 |
| Alex Afari Jr. | 2-1 | 2.5 | 1.5-7 | - | 1.0-2 | - | - |
| Deone Walker | 1-1 | 1.5 | - | 1.0-1 | 0.5-1 | - | - |
| Jacquez Jones | 1-1 | 1.5 | 1.5-6 | - | - | - | - |
| J.J. Weaver | 1-1 | 1.5 | 1.0-9 | - | 0.5-0 | DNP | DNP |
| DeAndre Square | 1-0 | 1.0 | - | - | - | - | 1.0-3 |
| Zion Childress | 1-0 | 1.0 | - | - | - | 1.0-2 | - |
| Trevin Wallace | 1-0 | 1.0 | DNP | - | - | - | 1.0-1 |
| Darrion Henry-Young | 1-0 | 1.0 | DNP | DNP | 1.0-9 | DNP | DNP |
| D'Eryk Jackson | 1-0 | 1.0 | - | - | - | - | 1.0-5 |
| Keaten Wade | 0-1 | 0.5 | - | - | 0.5-6 | - | - |
| Kahlil Saunders | 0-1 | 0.5 | - | - | 0.5-6 | - | - |



2022-23 Kentucky Football
Fumbles Game-by-Game
All games

Fumbles

| Player | No-Lost | Miami | UF | YSU | NIU | OM |
|----------------|---------|-------|----|-----|-----|-----|
| Will Levis | 5-1 | - | - | 2-0 | - | 3-1 |
| Kavosiey Smoke | 2-1 | - | - | - | 2-1 | - |
| La'Vell Wright | 1-1 | - | - | 1-1 | - | - |

Fumbles Forced

| Player | Number | Miami | UF | YSU | NIU | OM |
|---------------|--------|-------|----|-----|-----|-----|
| Tyrell Ajian | 1 | 1 | - | - | - | - |
| J.J. Weaver | 1 | 1 | - | - | DNP | DNP |
| Jordan Wright | 1 | DNP | 1 | - | - | - |

Fumbles Recovered

| Player | Number | Miami | UF | YSU | NIU | OM |
|---------------|--------|-------|----|-----|-----|----|
| Keidron Smith | 1 | 1 | - | - | - | - |



2022-23 Kentucky Football
Passing Game-by-Game
All games

| #7 Will Levis | Comp | Att | Int | Pct | Yards | TD | Long | Sacked | Effic. |
|----------------|-----------|------------|----------|-------------|-------------|-----------|-----------|---------------|--------------|
| Miami (OH) | 21 | 32 | 1 | 65.6 | 303 | 3 | 45 | 4-26 | 169.9 |
| Florida | 13 | 24 | 1 | 54.2 | 202 | 1 | 55 | 3-18 | 130.3 |
| Youngstown St. | 27 | 35 | 2 | 77.1 | 377 | 2 | 58 | 4-26 | 175.1 |
| NIU | 18 | 26 | 0 | 69.2 | 303 | 4 | 70 | 5-21 | 217.9 |
| Ole Miss | 18 | 24 | 0 | 75.0 | 220 | 2 | 51 | 3-32 | 179.5 |
| Totals | 97 | 141 | 4 | 68.8 | 1405 | 12 | 70 | 19-123 | 174.9 |



2022-23 Kentucky Football
Red-Zone Results
All games

Kentucky Inside Opponent Red-Zone

| Date | Opponent | Score | Times | Times | Total | | Rush | Pass | FGs | Failed to score inside RZ | | | | | |
|--------------------------------|----------------|---------|-----------|-----------|-----------|-----------|----------|----------|----------|---------------------------|----------|----------|----------|----------|----------|
| | | | In RZ | Scored | Pts | TDs | TDs | TDs | Made | FGA | Down | Int | Fumb | Half | Game |
| 09/03/2022 | Miami (OH) | W 37-13 | 6 | 5 | 27 | 3 | 0 | 3 | 2 | 2 | 0 | 1 | 0 | 0 | 0 |
| 09/10/2022 | at Florida | W 26-16 | 4 | 3 | 12 | 1 | 1 | 0 | 2 | 3 | 0 | 0 | 0 | 0 | 0 |
| 09/17/2022 | Youngstown St. | W 31-0 | 6 | 5 | 31 | 4 | 2 | 2 | 1 | 1 | 0 | 1 | 0 | 0 | 0 |
| 09/24/2022 | NIU | W 31-23 | 1 | 1 | 7 | 1 | 0 | 1 | 0 | 0 | 0 | 0 | 0 | 0 | 0 |
| 10/01/2022 | at Ole Miss | L 19-22 | 5 | 3 | 19 | 3 | 1 | 2 | 0 | 0 | 0 | 0 | 2 | 0 | 0 |
| Totals 17 of 22 (77.3%) | | | 22 | 17 | 96 | 12 | 4 | 8 | 5 | 6 | 0 | 2 | 2 | 0 | 0 |

Opponents Inside Kentucky Red-Zone

| Date | Opponent | Score | Times | Times | Total | | Rush | Pass | FGs | Failed to score inside RZ | | | | | |
|-------------------------------|----------------|---------|-----------|----------|-----------|----------|----------|----------|----------|---------------------------|----------|----------|----------|----------|----------|
| | | | In RZ | Scored | Pts | TDs | TDs | TDs | Made | FGA | Down | Int | Fumb | Half | Game |
| 09/03/2022 | Miami (OH) | W 37-13 | 1 | 1 | 3 | 0 | 0 | 0 | 1 | 1 | 0 | 0 | 0 | 0 | 0 |
| 09/10/2022 | Florida | W 26-16 | 1 | 1 | 8 | 1 | 1 | 0 | 0 | 0 | 0 | 0 | 0 | 0 | 0 |
| 09/17/2022 | Youngstown St. | W 31-0 | 1 | 0 | 0 | 0 | 0 | 0 | 0 | 0 | 0 | 1 | 0 | 0 | 0 |
| 09/24/2022 | NIU | W 31-23 | 4 | 4 | 23 | 3 | 1 | 2 | 1 | 1 | 0 | 0 | 0 | 0 | 0 |
| 10/01/2022 | Ole Miss | L 19-22 | 3 | 2 | 10 | 1 | 1 | 0 | 1 | 1 | 1 | 0 | 0 | 0 | 0 |
| Totals 8 of 10 (80.0%) | | | 10 | 8 | 44 | 5 | 3 | 2 | 3 | 3 | 1 | 1 | 0 | 0 | 0 |



**2022-23 Kentucky Football
Tackles Breakdown
All games**

All Tackles

| Player | Total | Rush | Pass | Sack | KO | Punt | Int | Fumb | FF | Other |
|----------------------|------------|----------|----------|-----------|----------|----------|----------|----------|----------|------------|
| DeAndre Square | 32 | 0 | 0 | 1 | 0 | 0 | 0 | 0 | 0 | 31 |
| Jacquez Jones | 31 | 0 | 0 | 1.5 | 0 | 0 | 0 | 0 | 0 | 29.5 |
| Jordan Wright | 24 | 0 | 0 | 5 | 0 | 0 | 0 | 0 | 0 | 19 |
| Jordan Lovett | 19 | 0 | 0 | 0 | 0 | 0 | 0 | 0 | 0 | 19 |
| Tyrell Ajian | 17 | 0 | 0 | 0 | 0 | 0 | 0 | 0 | 0 | 17 |
| Andru Phillips | 16 | 0 | 0 | 0 | 0 | 0 | 0 | 0 | 0 | 16 |
| Alex Afari Jr. | 16 | 0 | 0 | 2.5 | 0 | 0 | 0 | 0 | 0 | 13.5 |
| J.J. Weaver | 15 | 0 | 0 | 1.5 | 0 | 0 | 0 | 0 | 0 | 13.5 |
| Deone Walker | 14 | 0 | 0 | 1.5 | 0 | 0 | 0 | 0 | 0 | 12.5 |
| Carrington Valentine | 14 | 0 | 0 | 0 | 0 | 0 | 0 | 0 | 0 | 14 |
| Keidron Smith | 13 | 0 | 0 | 0 | 0 | 0 | 0 | 0 | 0 | 13 |
| Keaten Wade | 12 | 0 | 0 | 0.5 | 0 | 0 | 0 | 0 | 0 | 11.5 |
| Octavious Oxendine | 11 | 0 | 0 | 0 | 0 | 0 | 0 | 0 | 0 | 11 |
| D'Eryk Jackson | 11 | 0 | 0 | 1 | 0 | 0 | 0 | 0 | 0 | 10 |
| Zion Childress | 10 | 0 | 0 | 1 | 0 | 0 | 0 | 0 | 0 | 9 |
| Justin Rogers | 9 | 0 | 0 | 0 | 0 | 0 | 0 | 0 | 0 | 9 |
| Trevin Wallace | 8 | 0 | 0 | 1 | 0 | 0 | 0 | 0 | 0 | 7 |
| Jalen Geiger | 7 | 0 | 0 | 0 | 0 | 0 | 0 | 0 | 0 | 7 |
| Tre'vonn Rybka | 6 | 0 | 0 | 0 | 0 | 0 | 0 | 0 | 0 | 6 |
| Kahlil Saunders | 5 | 0 | 0 | 0.5 | 0 | 0 | 0 | 0 | 0 | 4.5 |
| Josaih Hayes | 3 | 0 | 0 | 0 | 0 | 0 | 0 | 0 | 0 | 3 |
| Maxwell Hairston | 2 | 0 | 0 | 0 | 0 | 0 | 0 | 0 | 0 | 2 |
| Martez Thrower | 2 | 0 | 0 | 0 | 0 | 0 | 0 | 0 | 0 | 2 |
| Darrion Henry-Young | 1 | 0 | 0 | 1 | 0 | 0 | 0 | 0 | 0 | 0 |
| Chauncey Magwood | 1 | 0 | 0 | 0 | 0 | 0 | 0 | 0 | 0 | 1 |
| Jamarius Dinkins | 1 | 0 | 0 | 0 | 0 | 0 | 0 | 0 | 0 | 1 |
| Tyreese Fearbry | 1 | 0 | 0 | 0 | 0 | 0 | 0 | 0 | 0 | 1 |
| Total | 301 | 0 | 0 | 18 | 0 | 0 | 0 | 0 | 0 | 283 |

Rushing Tackles

| Player | No. |
|--------------|----------|
| Total | 0 |

Passing Tackles

| Player | No. |
|--------------|----------|
| Total | 0 |

Special Teams Tackles

| Player | Total | KO | Punt |
|--------------|----------|----------|----------|
| Total | 0 | 0 | 0 |

Kickoff return Tackles

| Player | No. |
|--------------|----------|
| Total | 0 |

Punt Return Tackles

| Player | No. |
|--------------|----------|
| Total | 0 |



**2022-23 Kentucky Football
By Quarter Statistics
All games**

3rd-Down Conversions

| Date | Opponent | Score | Overall | | 1st Qtr | | 2nd Qtr | | 3rd Qtr | | 4th Qtr | | Overtime | |
|------------------|----------------|---------|--------------|-------------|-------------|-------------|--------------|-------------|-------------|-------------|-------------|-------------|------------|------------|
| 09/03/2022 | Miami (OH) | W 37-13 | 2-8 | 25.0 | 0-0 | 0.0 | 1-5 | 20.0 | 1-3 | 33.3 | 0-0 | 0.0 | 0-0 | 0.0 |
| 09/10/2022 | at Florida | W 26-16 | 4-13 | 30.8 | 1-3 | 33.3 | 1-3 | 33.3 | 0-2 | 0.0 | 2-5 | 40.0 | 0-0 | 0.0 |
| 09/17/2022 | Youngstown St. | W 31-0 | 6-11 | 54.5 | 1-3 | 33.3 | 4-4 | 100.0 | 1-2 | 50.0 | 0-2 | 0.0 | 0-0 | 0.0 |
| 09/24/2022 | NIU | W 31-23 | 10-16 | 62.5 | 3-4 | 75.0 | 2-3 | 66.7 | 3-5 | 60.0 | 2-4 | 50.0 | 0-0 | 0.0 |
| 10/01/2022 | at Ole Miss | L 19-22 | 7-14 | 50.0 | 2-4 | 50.0 | 2-3 | 66.7 | 1-4 | 25.0 | 2-3 | 66.7 | 0-0 | 0.0 |
| Kentucky | | | 29-62 | 46.8 | 7-14 | 50.0 | 10-18 | 55.6 | 6-16 | 37.5 | 6-14 | 42.9 | 0-0 | 0.0 |
| Opponents | | | 20-69 | 29.0 | 6-15 | 40.0 | 8-22 | 36.4 | 3-15 | 20.0 | 3-17 | 17.6 | 0-0 | 0.0 |

4th-Down Conversions

| Date | Opponent | Score | Overall | | 1st Qtr | | 2nd Qtr | | 3rd Qtr | | 4th Qtr | | Overtime | |
|------------------|----------------|---------|-------------|-------------|------------|--------------|------------|------------|------------|--------------|------------|-------------|------------|------------|
| 09/03/2022 | Miami (OH) | W 37-13 | 0-1 | 0.0 | 0-0 | 0.0 | 0-1 | 0.0 | 0-0 | 0.0 | 0-0 | 0.0 | 0-0 | 0.0 |
| 09/10/2022 | at Florida | W 26-16 | 0-1 | 0.0 | 0-0 | 0.0 | 0-1 | 0.0 | 0-0 | 0.0 | 0-0 | 0.0 | 0-0 | 0.0 |
| 09/17/2022 | Youngstown St. | W 31-0 | 0-0 | 0.0 | 0-0 | 0.0 | 0-0 | 0.0 | 0-0 | 0.0 | 0-0 | 0.0 | 0-0 | 0.0 |
| 09/24/2022 | NIU | W 31-23 | 2-2 | 100.0 | 1-1 | 100.0 | 0-0 | 0.0 | 0-0 | 0.0 | 1-1 | 100.0 | 0-0 | 0.0 |
| 10/01/2022 | at Ole Miss | L 19-22 | 1-2 | 50.0 | 0-0 | 0.0 | 0-0 | 0.0 | 1-1 | 100.0 | 0-1 | 0.0 | 0-0 | 0.0 |
| Kentucky | | | 3-6 | 50.0 | 1-1 | 100.0 | 0-2 | 0.0 | 1-1 | 100.0 | 1-2 | 50.0 | 0-0 | 0.0 |
| Opponents | | | 5-11 | 45.5 | 1-1 | 100.0 | 0-0 | 0.0 | 2-3 | 66.7 | 2-7 | 28.6 | 0-0 | 0.0 |

Time of Possession

| Date | Opponent | Score | Overall | 1st Qtr | 2nd Qtr | 3rd Qtr | 4th Qtr | Overtime |
|------------------|----------------|---------|--------------|--------------|--------------|--------------|--------------|--------------|
| 09/03/2022 | Miami (OH) | W 37-13 | 28:07 | 02:10 | 13:30 | 06:30 | 05:57 | 00:00 |
| 09/10/2022 | at Florida | W 26-16 | 33:24 | 07:32 | 08:21 | 07:08 | 10:23 | 00:00 |
| 09/17/2022 | Youngstown St. | W 31-0 | 38:10 | 07:32 | 11:48 | 08:18 | 10:32 | 00:00 |
| 09/24/2022 | NIU | W 31-23 | 33:49 | 08:05 | 06:10 | 09:34 | 10:00 | 00:00 |
| 10/01/2022 | at Ole Miss | L 19-22 | 36:53 | 09:17 | 09:15 | 07:51 | 10:30 | 00:00 |
| Kentucky | | | Total | 34:36 | 49:04 | 39:21 | 47:22 | 00:00 |
| | | | Avg. | 34:05 | 06:55 | 09:49 | 07:52 | 00:00 |
| Opponents | | | Total | 28:13 | 38:07 | 26:38 | 36:39 | 00:00 |
| | | | Avg. | 25:55 | 05:39 | 07:37 | 05:20 | 00:00 |



**2022-23 Kentucky Football
Team Game-by-Game Comparison
All games**

| Opponent | Score | First Downs | | | | Pen | Rushing Number-Yards | Passing | | Total Offense Plays-Yards | Return Yards | Turn- Overs |
|----------------|---------------|----------------|----------------|----------------|--------------|--------------------------|----------------------------|-------------------|----------------------------|------------------------------|-----------------|----------------|
| | | Total | Rush | Pass | Comp-Att-Int | | | Yards | | | | |
| Miami (OH) | 37-13 | 20 / 17 | 4 / 5 | 13 / 11 | 3 / 1 | 26-50 / 32-111 | 21-32-1 / 22-32-0 | 303 / 179 | 58-353 / 64-290 | 169 / 5 | 1 / 1 | |
| Florida | 26-16 | 17 / 12 | 6 / 5 | 10 / 7 | 1 / 0 | 38-70 / 30-136 | 13-24-1 / 14-35-2 | 202 / 143 | 62-272 / 65-279 | 91 / 71 | 1 / 2 | |
| Youngstown St. | 31-0 | 26 / 9 | 7 / 1 | 17 / 5 | 2 / 3 | 36-103 / 22-58 | 27-35-2 / 9-24-1 | 377 / 134 | 71-480 / 46-192 | 18 / 65 | 3 / 1 | |
| NIU | 31-23 | 18 / 14 | 5 / 6 | 12 / 7 | 1 / 1 | 35-103 / 33-128 | 18-26-0 / 14-26-0 | 303 / 199 | 61-406 / 59-327 | 29 / 42 | 1 / 0 | |
| Ole Miss | 19-22 | 17 / 19 | 7 / 10 | 9 / 9 | 1 / 0 | 37-108 / 39-186 | 18-24-0 / 15-29-1 | 220 / 213 | 61-328 / 68-399 | 172 / 51 | 2 / 1 | |
| Totals | 144-74 | 98 / 71 | 29 / 27 | 61 / 39 | 8 / 5 | 172-434 / 156-619 | 97-141-4 / 74-146-4 | 1405 / 868 | 313-1839 / 302-1487 | 479 / 234 | 8 / 5 | |

| Opponents | 3rd Down Conversion | 4th Down Conversion | Time of Possession | TOP Margin | Avg Yds/Rush | Avg Yds/Pass | Avg Yds/Play | Punting Number-Avg | Penalties Number-Yards | Sacks |
|----------------|------------------------|------------------------|------------------------|---------------|------------------|-------------------|------------------|--------------------------|----------------------------|---------------|
| Miami (OH) | 2-8 / 3-14 | 0-1 / 3-4 | 28:07 / 31:53 | -03:46 | 1.9 / 3.5 | 9.5 / 5.6 | 6.1 / 4.5 | 2-35.0 / 5-34.0 | 4-30.0 / 7-45.0 | 3 / 4 |
| Florida | 4-13 / 4-16 | 0-1 / 1-3 | 33:24 / 26:36 | 06:48 | 1.8 / 4.5 | 8.4 / 4.1 | 4.4 / 4.3 | 5-38.8 / 5-47.4 | 2-10.0 / 3-28.0 | 1 / 3 |
| Youngstown St. | 6-11 / 0-10 | 0-0 / 0-2 | 38:10 / 21:50 | 16:20 | 2.9 / 2.6 | 10.8 / 5.6 | 6.8 / 4.2 | 3-41.7 / 8-34.1 | 10-74.0 / 7-46.0 | 2 / 4 |
| NIU | 10-16 / 6-15 | 2-2 / 1-1 | 33:49 / 26:11 | 07:38 | 2.9 / 3.9 | 11.7 / 7.7 | 6.7 / 5.5 | 3-46.3 / 6-47.8 | 2-8.0 / 6-45.0 | 0 / 5 |
| Ole Miss | 7-14 / 7-14 | 1-2 / 0-1 | 36:53 / 23:07 | 13:46 | 2.9 / 4.8 | 9.2 / 7.3 | 5.4 / 5.9 | 2-51.5 / 4-43.0 | 4-15.0 / 3-31.0 | 0 / 3 |
| Totals | 29-62 / 20-69 | 3-6 / 5-11 | 170:23 / 129:37 | 40:46 | 2.5 / 4.0 | 10.0 / 5.9 | 5.9 / 4.9 | 15-42.1 / 28-40.7 | 22-137.0 / 26-195.0 | 6 / 19 |

Note: Game totals are displayed in the format TEAM/OPPONENT for each category