



KENTUCKY®

2022-23 MEN'S BASKETBALL



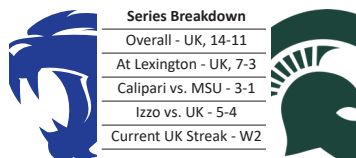
8 NATIONAL CHAMPIONSHIPS | 49 SEC TITLES | 31 SEC TOURNAMENT CHAMPIONSHIPS | 56 ALL-AMERICANS | 136 NBA DRAFT PICKS

#RV/RV MICHIGAN STATE (1-1) at #4/4 KENTUCKY (2-0)

Tuesday, Nov. 15 • 7 p.m. ET • Gainbridge Fieldhouse (17,923) • Indianapolis

#GoBigBlue • #LaFamilia • @KentuckyMBB

THE MATCHUP



Series Breakdown

Overall - UK, 14-11
At Lexington - UK, 7-3
Calipari vs. MSU - 3-1
Izzo vs. UK - 5-4
Current UK Streak - W2

John Calipari	Tom Izzo
Overall Record: 812-241*	Overall Record: 667-268
Record at UK: 367-101	Record at MSU: 667-268
Overall Seasons: 31st	Overall Seasons: 28th
at Kentucky: 14th	at Michigan State: 28th

*on-court record

BY THE NUMBERS

49	SEC regular-season titles in program history
31	SEC Tournament championships
21	Straight home victories in Rupp Arena
21.0	SEC-leading assists per game by the Wildcats

TALE OF THE TAPE

UK	STATISTIC	MSU
86.0	Points Per Game	68.0
44.0	Rebounds PG	39.0
21.0	Assists PG	14.0
8.0	Blocks PG	3.5
9.5	Steals PG	7.5
12.5	Turnovers PG	12.5
.504	FG Pct.	.427
.512	3-Pt FG Pct.	.279
.605	FT Pct.	.667
1.7	Assist-to-TO Ratio	1.1

A UK WIN WOULD ...

- Improve Calipari's record to 4-1 against Michigan State
- Move Kentucky to 93-58 all-time against members of the Big Ten Conference
- Extend Kentucky's winning streak against Michigan State to three games
- Even UK's record at 6-6 in Champions Classic games
- Increase UK's record under Calipari to 82-30 in neutral-site games

LAST GAME'S STARTERS




22

CASON WALLACE

6-4 • 193 • GUARD • FRESHMAN
DALLAS | RICHARDSON HIGH SCHOOL

Averaging 11.5 points, 5.5 rebounds and 6.5 assists per game | Logged 15 points, nine assists and eight boards in debut vs. Howard | Consensus five-star prospect | 2022 Texas Gatorade Player of the Year



1

CJ FREDRICK

6-3 • 175 • GUARD • REDSHIRT SENIOR
CINCINNATI | UNIVERSITY OF IOWA

Second on the team averaging 17.0 points per game | Had nine points, four rebounds and a steal in first collegiate start against Howard | Missed 2021-22 season with hamstring injury after transferring to Kentucky | All-Big Ten Honorable Mention in 2020-21




24

CHRIS LIVINGSTON

6-6 • 220 • FORWARD • FRESHMAN
AKRON, OHIO | OAK HILL ACADEMY

Averaging 7.0 points and 5.5 rebounds per game | Had nine points, four rebounds and a steal in first collegiate start against Howard | Consensus five-star prospect | Two-time high school state Gatorade Player of the Year



0

JACOB TOPPIN

6-9 • 205 • FORWARD • SENIOR
BROOKLYN, N.Y. | UNIVERSITY OF RHODE ISLAND

Averaging 11.5 points and a team-high 9.5 rebounds per game | Recorded his first career double-double with 15 points and a career-best 11 boards in win over Howard | Saw action in 29 games and made four starts as a junior



55

LANCE WARE

6-9 • 235 • FORWARD • JUNIOR
CAMDEN, N.J. | CAMDEN HIGH SCHOOL

Totalled four points, three boards and a career-high four steals against Howard | Has seen action in 51 career games, making five starts | Averaged 1.7 points and 2.4 rebounds per game as a sophomore

STATS LEADERS

POINTS PER GAME		
UK	Antonio Reeves	20.0
MSU	A.J. Hoggard	10.5
REBOUNDS PER GAME		
UK	Jacob Toppin	9.5
MSU	Mady Sissoko	7.5
ASSISTS PER GAME		
UK	Sahvir Wheeler	11.0
MSU	A.J. Hoggard	7.0
STEALS PER GAME		
UK	Lance Ware	2.5
MSU	A.J. Hoggard	2.0
BLOCKS PER GAME		
UK	Ugonna Onyenso	3.5
MSU	Malik Hall	1.5
3-POINTERS		
UK	Antonio Reeves	10
MSU	Pierre Brooks	5
FIELD-GOAL PERCENTAGE (min. 10 att.)		
UK	Ugonna Onyenso	.636
MSU	Malik Hall	.500
FREE-THROW PERCENTAGE (min. 5 att.)		
UK	CJ Fredrick	.857
MSU	A.J. Hoggard	.846

NEED TO KNOW

The Wildcats were picked by the league's media to win the SEC regular-season title. UK has won 49 all-time regular-season SEC crowns and six under John Calipari.

Kentucky began the year ranked in the top 10 of the AP Top 25 for the 13th time in 14 seasons under Calipari.

Antonio Reeves is tied for fifth nationally in points per game off the bench. Reeves also is seventh nationally, and first in players coming off the bench, with 10 3-point field goals made.

Cason Wallace registered 15 points, nine assists and eight rebounds in UK's win over Howard. His nine assists are the fourth-most ever in a UK debut.

Sahvir Wheeler's 11 assists vs. Duquesne were the most by any player nationally coming off the bench this season and tied for the fourth-most by any player off the bench since the start of the 2020-21 season.

SCHEDULE

NOVEMBER

7	4/4	-/-	HOWARD	SECN	W, 95-63
11	4/4	-/-	DUQUESNE ¹	SECN	W, 77-52
15	4/4	RV/RV	vs. Michigan State ²	ESPN	7 p.m.
17	-/-	-/-	SOUTH CAROLINA STATE ³	SECN	7 p.m.
20	-/-	-/-	at Gonzaga	ESPN	7:30 p.m.
23	-/-	-/-	NORTH FLORIDA ⁴	SECN+	4 p.m.
29	-/-	-/-	BELLARMINE	SECN+	7 p.m.

DECEMBER

4	-/-	-/-	vs. Michigan ³	ABC	1 p.m.
10	-/-	-/-	YALE	SECN	1 p.m.
17	-/-	-/-	vs. UCLA ⁴	CBS	5:15 p.m.
21	-/-	-/-	FLORIDA A&M ⁵	TBD	TBD
28	-/-	-/-	at Missouri*	SECN	7 p.m.
31	-/-	-/-	LOUISVILLE	CBS	Noon

JANUARY

3	-/-	-/-	LSU*	ESPN	8 p.m.
7	-/-	-/-	at Alabama*	ESPN	1 p.m.
10	-/-	-/-	SOUTH CAROLINA*	ESPN/2	7 p.m.
14	-/-	-/-	at Tennessee*	ESPN	Noon
17	-/-	-/-	GEORGIA*	ESPN	9 p.m.
21	-/-	-/-	TEXAS A&M*	ESPN	2 p.m.
24	-/-	-/-	at Vanderbilt*	SECN	9 p.m.
28	-/-	-/-	KANSAS ⁵	ESPN	8 p.m.
31	-/-	-/-	at Ole Miss*	ESPN/2	9 p.m.

FEBRUARY

4	-/-	-/-	FLORIDA*	ESPN	8:30 p.m.
7	-/-	-/-	ARKANSAS*	ESPN/2	9 p.m.
11	-/-	-/-	at Georgia*	ESPN/2	Noon
15	-/-	-/-	at Mississippi State*	SECN	8:30 p.m.
18	-/-	-/-	TENNESSEE*	CBS	1 p.m.
22	-/-	-/-	at Florida*	ESPN/2	7 p.m.
25	-/-	-/-	AUBURN*	CBS	4 p.m.

MARCH

1	-/-	-/-	VANDERBILT*	SECN	7 p.m.
4	-/-	-/-	at Arkansas*	CBS	2 p.m.

All times Eastern | *SEC conference game | HOME GAMES IN CAPS

¹ Tribute Classic presented by Kentucky Tourism (Rupp Arena | Lexington, Ky.)

² Champions Classic (Gainbridge Fieldhouse | Indianapolis)

³ Hall of Fame Game (O2 Arena | London, England)

⁴ CBS Sports Classic (Madison Square Garden | New York)

⁵ Unity Series (Rupp Arena | Lexington, Ky.)

⁶ SEC/Big 12 Challenge (Rupp Arena | Lexington, Ky.)

BROADCAST INFO

TELEVISION

Play-by-play: Dan Shulman
Analyst: Dick Vitale
Sideline: Holly Rowe

HOME RADIO

Play-by-play: Tom Leach
Analyst: Jack Givens





SATELLITE RADIO

Sirus: 83 or 84
SXM App: 80



TV CHART

							
0 JACOB TOPPIN	1 CJ FREDRICK	2 SAHVIR WHEELER	3 ADOU THIERO	4 DAIMION COLLINS	12 ANTONIO REEVES	13 GRANT DARBYSHIRE	14 BRENNAN CANADA
Senior Forward 6-9 205 Brooklyn, N.Y. Univ. of Rhode Island @jtoppin0 @jtoppin_0	R5 Senior Guard 6-3 185 Cincinnati University of Iowa @cj_fredrick @cj_fredrick5	Senior Guard 5-9 180 Houston University of Georgia @sahvir_ @sahvir_ (sah-VEER)	Freshman Guard 6-6 200 Leetsdale, Pa. Quaker Valley HS @Adou_Thiero @Adou_Thiero (ah-DO THEE-air-oh)	Sophomore Forward 6-9 210 Atlanta, Texas Atlanta High School @CollinsDaimion @daimionfrmetx	Senior Guard 6-5 205 Chicago Illinois State Univ. @TonioReeves @tonioreeves	Freshman Guard 6-2 190 Cincinnati Sycamore HS @GrantDarbyshire @grant_d_13	Senior Forward 6-5 205 Mount Sterling, Ky. George Rogers Clark HS @brennanc14 @brennanc14

						
21 WALKER HORN	22 CASON WALLACE	24 CHRIS LIVINGSTON	25 KAREEM WATKINS	33 UGONNA ONYENSO	34 OSCAR TSHIEBWE	55 LANCE WARE
Freshman Guard 6-3 200 Austin, Texas Westlake HS @walkerhorn_ @walkerhorn_	Freshman Guard 6-4 193 Dallas Richardson HS @wallace_cason @cason.wallace	Freshman Forward 6-6 220 Akron, Ohio Oak Hill Academy @chrisliv24 @chris_livingston	Junior Guard 5-8 175 Camden, N.J. Kingsway Regional HS @reemwat	Freshman Forward 6-11 225 Owerri, Imo State, Nigeria Putnam Science Acad. @onyensokingsle3 @kingsugo (ooo-GAH-na ON-yen-so)	Senior Forward 6-9 260 Lubumbashi, D.R. of the Congo West Virginia Univ. @Oscartshiebwe34 @oscar_tshiebwe (SHEE-bway)	Junior Forward 6-9 235 Camden, N.J. Camden HS @lanceware55 @lance.ware

				
JOHN CALIPARI	BRUISER FLINT	ORLANDO ANTIGUA	CHIN COLEMAN	K.T. TURNER
Head Coach 14th Season @UKCoachCalipari @ukcoachcalipari (cal-uh-PEAR-ee)	Assoc. to the HC Third season at UK Second season as associate to the head coach @brufint14	Associate Coach Seventh season at UK Second season as associate @CoachAntigua @coachantigua	Assistant Coach Second season at UK Second season as assistant	Assistant Coach First season at UK First season as assistant @CoachKTurner @coach_kt_turner

Alphabetical Roster

NO.	NAME	POS.	HT.	WT.	CL.	HOMETOWN (PREVIOUS SCHOOL)
14	Brennan Canada	F	6-5	205	Sr.	Mount Sterling, Ky. (George Rogers Clark High School)
4	Daimion Collins	F	6-9	210	So.	Atlanta, Texas (Atlanta High School)
13	Grant Darbyshire	G	6-2	190	Fr.	Cincinnati (Sycamore High School)
1	CJ Fredrick	G	6-3	185	RS-Sr.	Cincinnati (University of Iowa)
21	Walker Horn	G	6-3	200	Fr.	Austin, Texas (Westlake High School)
24	Chris Livingston	F	6-6	220	Fr.	Akron, Ohio (Oak Hill Academy)
33	Ugonna Onyenso	F	6-11	225	Fr.	Owerri, Imo State, Nigeria (Putnam Science Academy)
12	Antonio Reeves	G	6-5	205	Sr.	Chicago (Illinois State University)
3	Adou Thiero	G	6-6	200	Fr.	Leetsdale, Pa. (Quaker Valley High School)
0	Jacob Toppin	F	6-9	205	Sr.	Brooklyn, N.Y. (University of Rhode Island)
34	Oscar Tshiebwe	F	6-9	260	Sr.	Lubumbashi, Democratic Republic of the Congo (West Virginia Univ.)
22	Cason Wallace	G	6-4	193	Fr.	Dallas (Richardson High School)
55	Lance Ware	F	6-9	235	Jr.	Camden, N.J. (Camden High School)
25	Kareem Watkins	G	5-8	175	Jr.	Camden, N.J. (Kingsway Regional High School)
2	Sahvir Wheeler	G	5-9	180	Sr.	Houston (University of Georgia)

On the Bench

Head Coach: John Calipari (Clarion, 1982)
Associate to the Head Coach: James "Bruiser" Flint (St. Joseph's, 1987)
Associate Coach: Orlando Antigua (Pittsburgh, 1995)
Assistant Coaches: Ronald "Chin" Coleman (Lamar, 1997), K.T. Turner (Oklahoma City, 2003)
Assoc. AD/Basketball Operations: Chris Woolard (UCLA, 1997)
Director of Player Development: TJ Beisner (Kentucky, 2008)
Director of Basketball Admin.: Will Barton (Kentucky, 2013)
Strength and Conditioning Coach: Brady Welsh (Eastern Illinois, 2015)
Head Athletic Trainer: Geoffrey Staton (North Carolina, 2007)
Equipment Manager: Mark Evans (Kentucky, 2013)
Graduate Assistant Coach: Riley Welch (Kentucky, 2021)



POLLS, STATS, MEDIA INFO

Weekly Media Schedule						all times ET unless indicated otherwise
15 Tue. vs. Michigan State (Indianapolis) 7 p.m. ESPN	16 Wed. No media availability 3 p.m. practice	17 Thu. vs. South Carolina State 7 p.m. SEC Network	18 Fri. Media opportunity with assistant coach TBA 3 p.m. practice Depart for Spokane, Wash.	19 Sat. No media availability Practice TBA	20 Sun. at Gonzaga 7:30 p.m. ESPN	21 Mon. No media availability Practice TBA

Communications & PR Staff



Deb Moore
Senior Associate Director
Cell - 859.559.5781
Email - deb.moore@uky.edu



Brett Rybak
Associate Director
Cell - 440.840.4962
Email - brett.rybak@uky.edu

Media Information

CREDENTIAL REQUESTS
Requests for single-game credentials will open 14 days prior to the deadline date and close five days prior to game day online at sportssystem.com/Kentucky.

CREDENTIAL CRITERIA
The University of Kentucky's decision to issue credentials to a media outlet for the purposes of covering a UK basketball home or away event is determined by a variety of factors. They include the following:

- Priority is given to outlets based on circulation size/household reach/unique site visitors
- Additional consideration is based on amount of original content generated, number of full-time employees of the outlet, length of existence of the outlet and the journalist experience of the reporter(s)
- Attendance at Kentucky media sessions, including Olympic sport opportunities and the intention/ability to cover all 22 sports at Kentucky both at home and on the road, also is considered
- Professionalism, which includes is not limited to conduct at games, press conferences, practices, on social media, etc.

Being granted credentials at another institution/event does not equate to meeting the criteria for the University of Kentucky. Being granted credentials for one UK event does not guarantee approval for other UK events. The University of Kentucky has the right to deny or revoke credentials under its own discretion. Credentialing also is dependent on space availability.

INTERVIEW POLICIES-GENERAL
All interviews with University of Kentucky basketball players or staff members must be arranged through the Communications and Public Relations office. Media should never contact a player or coach directly.

The Wildcat Coal Lodge, dormitories, team locker rooms and other team quarters are private team areas. Media members are not permitted in these areas unless accompanied by appropriate university personnel.

PRACTICE/PRESS CONFERENCES
Other than announced exceptions, UK basketball practices are closed to the media.

Player interviews are conducted pregame weekly and will be available to all UK media. UK will accept requests for player interviews, but they must be submitted 24 hours prior to the scheduled availability.

Coach John Calipari will meet with members of the media at least once a week in the Memorial Coliseum Media Room.

Game-day shoot-arounds are closed to the media.

TELEPHONE PLAYER INTERVIEWS
Telephone interviews are available to the media on a call-back basis. Individual player and coach telephone numbers will not be given to members of the media.

Players are instructed not to conduct interviews when contacted directly by telephone. The Communications and Public Relations office will arrange for telephone interviews at a time most convenient for the student-athlete.

Other special requests are handled on a case-by-case basis.

POSTGAME INTERVIEWS
Following each game, there is a cooling-off period, during which time the players shower and dress. Approximately 10 minutes after the game ends, Coach Calipari conducts his postgame press conference while a player speaks to the UK Sports Network.

Following Coach Calipari's press conference in the Rupp Arena interview room and the cooling-off period, selected UK players are available in the interview room.

The Polls

Associated Press Top 25 Nov. 14	USA Today Coaches Poll Preseason
1. North Carolina (44) 2. Gonzaga (14) 3. Houston (2) 4. Kentucky (3) 5. Baylor 6. Kansas 7. Duke 8. UCLA 9. Arkansas 10. Creighton 11. Texas 12. Indiana 13. Auburn 14. Arizona 15. TCU 16. Virginia 17. San Diego State 18. Alabama 19. Illinois 20. Michigan 21. Dayton 22. Tennessee 23. Texas Tech 24. Texas A&M 25. Connecticut	1. North Carolina (23) 2. Gonzaga (5) 3. Houston (1) 4. Kentucky (3) 5. Kansas 6. Baylor 7. UCLA 8. Duke 9. Creighton 10. Arkansas 11. Tennessee 12. Texas 13. Arizona 14. Indiana 15. Auburn 16. TCU 17. Villanova 18. Virginia 19. Alabama 20. San Diego State 21. Oregon 22. Michigan 23. Illinois 24. Texas Tech 25. Dayton
Receiving Votes: Michigan State, Purdue, Villanova, Miami (Fla.), Saint Louis, Xavier, Ohio State, Oregon, Iowa, Memphis, Virginia Tech, Colorado, Arizona State, Toledo, Rutgers, Saint Mary's, Florida, UC Irvine, Grambling State, Seton Hall, Penn State	Receiving Votes: Purdue, Texas A&M, Miami, UConn, Michigan State, Providence, Iowa, Syracuse, Florida State, Virginia Tech, Southern Cal, Saint Mary's, Wyoming, Wisconsin, UAB, Ohio State, Florida, Iowa State, Xavier, Toledo, Drake, Rutgers, Boise State

SEC Standings

Team	SEC Record	Overall Record	Games Back
Mississippi State	0-0 (.000)	3-0 (1.000)	-
Missouri	0-0 (.000)	3-0 (1.000)	-
Alabama	0-0 (.000)	2-0 (1.000)	-
Arkansas	0-0 (.000)	2-0 (1.000)	-
Auburn	0-0 (.000)	2-0 (1.000)	-
Florida	0-0 (.000)	2-0 (1.000)	-
Kentucky	0-0 (.000)	2-0 (1.000)	-
LSU	0-0 (.000)	2-0 (1.000)	-
Ole Miss	0-0 (.000)	2-0 (1.000)	-
South Carolina	0-0 (.000)	1-0 (1.000)	-
Texas A&M	0-0 (.000)	2-0 (1.000)	-
Georgia	0-0 (.000)	1-1 (.500)	-
Tennessee	0-0 (.000)	1-1 (.500)	-
Vanderbilt	0-0 (.000)	0-2 (.000)	-

as of Nov. 14

UK in the Rankings (2022-23)

Team Rankings		
Category	Stat	SEC (NCAA)
Scoring	86.0	2nd [54th]
Scoring Defense	57.5	6th [56th]
Scoring Margin	+28.5	1st [37th]
Free-Throw %	.605	12th [304th]
Field-Goal %	.504	3rd [68th]
Field-Goal % Def.	.323	3rd [27th]
3-Point FG %	.512	1st [7th]
3-Point FG % Def.	.275	8th [101st]
Rebounds Per Game	44.0	4th [38th]
Opponent Rebs. Per Game	36.0	10th
Rebounding Margin	+8.0	7th [89th]
Blocks Per Game	8.0	2nd [7th]
Assists Per Game	21.0	1st [19th]
Steals Per Game	9.5	6th [80th]
Turnover Margin	+1.0	10th [186th]
Assist-to-TO Ratio	+1.68	2nd [35th]
Off. Rebs. Per Game	10.5	11th [189th]
Def. Rebs. Per Game	33.5	2nd [15th]
Def. Rebound %	.736	9th
Off. Rebound %	.304	10th
3-Point FG Per Game	11.0	2nd [30th]
Individual Rankings		
Category/Player	Stat	SEC (NCAA)
Assist-to-TO Ratio/Fredrick	6.00	1st [36th]
Assists Per Game/Wallace	6.5	1st [27th]
Blocks Per Game/Onyenso	3.5	2nd [10th]
Blocks Per Game/Ware	2.5	4th [39th]
Double-Doubles/Toppin	1	1st [23rd]
Double-Doubles/Wheeler	1	1st [23rd]
FG Percentage/Fredrick	.611	5th [140th]
FG Percentage/Wallace	.588	8th [170th]
FT Percentage/Fredrick	.857	8th [191st]
Points Per Game/Reeves	20.0	3rd [53rd]
Points Per Game/Fredrick	17.0	8th [192nd]
Def. Rebs. Per Game/Toppin	7.5	2nd [38th]
Rebounds Per Game/Toppin	9.5	3rd [66th]
Steals Per Game/Ware	2.5	6th [128th]
3-Point %/Reeves	.556	4th [62nd]
3-Point %/Fredrick	.500	5th [87th]
3-Pointers Per Game/Reeves	5.0	1st [4th]
3-Pointers Per Game/Fredrick	3.0	4th [76th]
3-Pointers Made	10	1st [7th]

through Nov. 13

Upcoming in the SEC

Nov. 15-18		
Contest	Time	TV Network
Tuesday, Nov. 15		
Kentucky vs. Michigan State	7 p.m.	ESPN
Vanderbilt at Temple	7 p.m.	ESPN+
Winthrop at Auburn	7 p.m.	SEC Network
Chattanooga at Ole Miss	7:30 p.m.	SEC Network+
SIUE at Missouri	8 p.m.	SEC Network+
Alabama at South Alabama	10 p.m.	ESPN
Wednesday, Nov. 16		
FGCU at Tennessee	7 p.m.	SEC Network+
South Dakota State at Arkansas	8 p.m.	SEC Network+
Thursday, Nov. 17		
Murray State at Texas A&M	4 p.m.	ESPN2
Colorado State at South Carolina	5 p.m.	ESPN
South Carolina State at Kentucky	7 p.m.	SEC Network
New Orleans at LSU	8 p.m.	SEC Network+
South Dakota at Mississippi State	9 p.m.	SEC Network
Friday, Nov. 18		
Morehead State at Vanderbilt	7 p.m.	SEC Network+
Bucknell at Georgia	7 p.m.	SEC Network
UT Martin at Ole Miss	7:30 p.m.	SEC Network+
Texas Southern at Auburn	8 p.m.	SEC Network
Florida at Florida State	8 p.m.	ACC Network
Jacksonville State at Alabama	9 p.m.	SEC Network

All times Eastern



Honoring the Cats

Oscar Tshiebwe

- Naismith Player of the Year watch list
- NABC Player of the Year watch list
- Associated Press Preseason First Team All-America
- CBS Sports Preseason First Team All-America
- The Athletic Preseason First Team All-America
- The Sporting News Preseason First Team All-America
- The Field of 68 Preseason First Team All-America
- Kareem Abdul-Jabbar Award preseason watch list
- Preseason SEC Player of the Year (media)
- Preseason All-SEC First Team (media and coaches)

Chris Livingston

- Julius Erving Award preseason watch list

Antonio Reeves

- Jerry West Award preseason watch list

Cason Wallace

- Jerry West Award preseason watch list

Sahvir Wheeler

- Naismith Player of the Year watch list
- Preseason All-SEC First Team (media and coaches)
- Bob Cousy Award preseason watch list

The Champions Classic

Kentucky is 5-6 in Champions Classic games. Kentucky is 2-1 against Michigan State in the event, including winning by a 69-62 score in 2019 when the teams opened the season as the No. 1 and No. 2 ranked squads in the country.

This will mark the fourth time the event has been held in Gainbridge Fieldhouse. UK is 1-2 in the event in the building. The victory came in historic fashion in a 72-40 win over No. 5 Kansas on Nov. 18, 2014. UK's team would finish the regular season unbeaten that season.

UK leads the all-time series with the Spartans by a 14-11 margin. The teams have never met in Indianapolis.

Historic Opener

With a 95-63 win over Howard to open the 2022-23 campaign, a few Wildcats set records along the way.

- Cason Wallace recorded the second-most assists in a UK freshman debut, while becoming the first UK freshman in school history to have at least 15 points, eight rebounds, and nine assists in a collegiate debut
- Wallace was one of only two freshmen to accomplish the season-opening feat since the 2010-11 season, joining Lonzo Ball, who went for 19 points, 11 assists, eight rebounds and two steals in a 119-80 win over Pacific on Nov. 11, 2016
- Antonio Reeves sunk a game-high six 3-pointers, which is a record for any UK player in his debut with the Cats
- Lance Ware totaled four steals, the most in a Kentucky season-opener since Knox and Gilgeous-Alexander each had four in a 73-63 win over Utah Valley Nov. 10, 2017

Cats Began Season Ranked No. 4

For the 13th time in 14 seasons under head coach John Calipari, the Kentucky men's basketball team began the season among the preseason top 10 in the Associated Press Top 25. The Wildcats were tabbed No. 4.

- Including this season, Calipari's teams have been ranked inside the top five 11 times
- Eight Kentucky opponents enter the 2022-23 season ranked in the AP Top 25, including four nonconference opponents
- UK will have 10 total matchups in 2022-23 against top-25 opponents

Wildcats Picked to Win SEC

The Kentucky men's basketball team, under the direction of 14th-year head coach John Calipari, was picked by the league's media to win the 2023 Southeastern Conference title. In addition to the preseason poll, senior Oscar Tshiebwe was tabbed the preseason SEC Player of the Year. Tshiebwe was joined on the preseason All-SEC First Team by fellow senior Sahvir Wheeler for both the media's selections as well as the league's coaches.

- UK has won the regular-season title 49 times in the history of the program
- Kentucky has captured the SEC Tournament crown 31 times
- It's the 17th time since the 1998-99 season the Wildcats are the SEC preseason favorite
- Calipari has directed his teams to regular-season SEC crowns in 2010, 2012, 2015, 2016, 2017 and 2020
- Kentucky has claimed the SEC Tournament title six times under his direction in 2010, 2011, 2015, 2016, 2017 and 2018

Veterans and Depth and Talent - Oh, My!

For the second straight season, John Calipari has constructed his roster with key veterans, an impact transfer and talented newcomers.

- UK is returning seven players from its 26-8 squad that earned a No. 2 overall seed in the NCAA Tournament
- Kentucky returns 58.4% of its rebounding, 51.8% of its assists, 44.3% of its scoring and 42.9% of its minutes
- The Cats welcomed in senior transfer guard Antonio Reeves from Illinois State. Reeves ranked in the top 20 nationally in points per game as a junior, scoring 20.1
- Calipari inked top-10 prospects Cason Wallace and Chris Livingston who were both Gatorade State Players of the Year and McDonald's All Americans
- Adou Thiero and Ugonna Onyenso signed in the late period. Thiero is a fast-rising prospect who led his team to a state run-

ner-up, while Onyenso was a top-25 prospect in the 2023 class and reclassified after helping Putnam Science Academy win the national title

#OscarWorthy: National Player of the Year Returns for Encore

Oscar Tshiebwe achieved something no player in Kentucky basketball history had ever done before. He was voted as the unanimous National Player of the Year in 2021-22, winning all six major honors: The Sporting News, The Associated Press, USBWA Oscar Robertson Award, NABC, Wooden Award and the Naismith Award. More on Tshiebwe's record-setting 2021-22 campaign:

- Unanimous First-Team All-America selection
- Southeastern Conference Player of the Year
- First-team All-SEC (coaches and media)
- SEC All-Defensive Team (coaches)
- UK single-season record 28 double-doubles
- Team-high 17.4 points and nation-leading 15.1 rebounds per game
- Five games with 20 or more rebounds
- Had 515 boards, the third-most in UK single-season history
- Became the first major-conference player since Bill Walton in 1973 to average at least 15 points and at least 15 rebounds
- Set a Rupp Arena record with 28 rebounds against Western Kentucky
- Became a 1,000-point collegiate scorer

Calipari Receives Jefferson Award

Kentucky men's basketball head coach John Calipari received the Jefferson Award for Outstanding Public Service in Sports by Multiplying Good on Nov. 2. For more than 50 years, Multiplying Good has honored those who put others first. Those receiving the Jefferson Award are empowered to do more, while their stories of extraordinary public service inspire others to action. It is an award that underscores impact.

- Founded over 50 years ago by Jackie Kennedy Onassis, Sen. Bob Taft Jr., and Sam Beard, Multiplying Good is the world's most foremost and highly celebrated organization focused on and honoring public service
- Other recipients of the Jefferson Award include Arthur Ashe, Tom Brokaw, Larry Fitzgerald, Betty Ford, John Glenn, Bob Hope, Steve Jobs, Shaquille O'Neal, General Colin Powell, John D. Rockefeller and Oprah Winfrey
- Calipari is the first men's college basketball coach to receive the honor

Five Players on National Watch Lists

Five Wildcats -- Chris Livingston, Antonio Reeves, Oscar Tshiebwe, Cason Wallace and Sahvir Wheeler -- are on major national watch lists to begin the season.

Reeves and Wallace are two of 20 players on the preseason watch list for the Jerry West Award (best shooting guard), while Livingston is on the Julius Erving Award list (best small forward), Tshiebwe is looking to repeat as a winner for the Kareem Abdul-Jabbar honor (best center) and Wheeler was picked as a Bob Cousy Award (best point guard) early-season favorite.

- Tshiebwe has been a unanimous selection to preseason All-America teams
- Tshiebwe and Wheeler were selected to the Naismith Trophy Player of the Year watch list, while Tshiebwe also was named to the NABC Player of the Year Award watch list
- In its history, Kentucky's Malik Monk (2017) won the West Award, Tyler Ulis (2016) captured the Cousy Award and Tshiebwe (2022) was tabbed the Abdul-Jabbar winner
- Wheeler was a finalist for the Cousy Award in 2021-22

Streaking at Home

With a victory over Ole Miss in the home finale, Kentucky notched a perfect 18-0 record in Rupp Arena for 2021-22. With its win over Duquesne on Friday, Kentucky extended its home winning streak to 21 games. That mark is the longest current home winning streak in the Southeastern Conference.

- 2021-22 was the 14th perfect season in the 46-year history of Rupp Arena
- It marked the sixth time under Calipari the Cats were perfect at home. Calipari's teams were also spotless in 2009-10, 2010-



NOTES

2022-23 Lead-Deficit Comparison								
Opponent	Biggest Lead	Biggest Deficit	Biggest Run	Changes	Ties	Led	Trailed	Result
HOWARD	38 (2nd)	1 (1st)	12-0	2	1	38:54	0:24	W, 95-63
DUQUESNE	25 (2nd)	3 (1st)	7-0	3	1	37:13	1:51	W, 77-52
vs. Michigan St.								
S.C. STATE								
at Gonzaga								
NORTH FLORIDA								
BELLARMINE								
vs. Michigan								
YALE								
vs. UCLA								
FLORIDA A&M								
at Missouri								
LOUISVILLE								
LSU								
at Alabama								
SOUTH CAROLINA								
at Tennessee								
GEORGIA								
TEXAS A&M								
at Vanderbilt								
KANSAS								
at Ole Miss								
FLORIDA								
ARKANSAS								
at Georgia								
at Mississippi St.								
TENNESSEE								
at Florida								
AUBURN								
VANDERBILT								
at Arkansas								
BIGGEST/MOST	38	3	12-0	3	1	38:54	1:51	
TOTALS						76:07	2:15	

- 11, 2011-12, 2014-15 and 2015-16
- UK is 634-77 (89.2%) in Rupp Arena in program history
- The Cats are 207-17 (92.4%) under Calipari
- Calipari owns the venue's longest winning streak at 54 games

Cats Give Back

As part of the University of Kentucky's commitment to the people of the Commonwealth and Big Blue Nation around the globe, the Wildcats continue to give back to those in need.

- All ticket revenue from the Cats' annual Blue-White Game, more than \$160,000, went to Team Eastern Kentucky Flood Relief for those impacted by the devastating floods this summer. The team also participated in multiple community service activities in the area prior to the exhibition held in Pikeville, Kentucky
- Kentucky's men's and women's basketball team partnered with the Mamba and Mambacita Foundation to host a youth skills academy for underprivileged local boys and girls
- In partnership with Samaritan's Feet, coach John Calipari and several other Kentucky coaches handed out 10,000 pairs of shoes in eastern Kentucky in August. The Cats also spent a morning with the organization on their trip to the Bahamas, washing feet and delivering shoes to those in need
- In August, Kentucky's open practice in conjunction with a telethon hosted by Joe and Kelly Craft, LEX 18, the American Red Cross and Rupp Arena for Kentucky Flood Relief, raised more than \$2 million for flood relief
- Calipari and the Wildcats traveled to five cities throughout the state this summer in conjunction with Kroger to raise funds for Kentuckians affected by the tornadoes that ravaged the state in December of 2021

Key to Success

John Calipari uncovered one major difference in his early seasons as Kentucky's head coach vs. the last -- the number of blocked shots per game. Calipari has put an added emphasis on the 2022-23 roster to contest shots.

The Cats blocked 11 shots in the win over Duquesne. Freshman Ugonna Onyenso has seven through two games, the third most by any UK player in his first two career games. Anthony Davis paces the pack after having 12 in his first two outings in 2011-12.

Consider:

Season	Blocks Per Game	Leader (per game avg.)
2022-23	8.0	Onyenso (3.5)
2021-22	4.2	Tshiebwe (1.6)
2020-21	5.9	Jackson (2.6)
2019-20	4.9	Richards (2.1)
2018-19	4.8	Richards (1.3)
2017-18	4.8	Gabriel (1.1)
2016-17	5.3	Adebayo (1.5)
2015-16	5.8	Lee/Labissiere (1.6)
2014-15	6.9	Towns (2.3)
2013-14	5.9	Cauley-Stein (2.9)
2012-13	6.6	Noel (4.4)
2011-12	8.6	Davis (4.7)
2010-11	6.3	Jones (1.9)
2009-10	7.2	Cousins (1.8)

Big-Game Cal, Cats

John Calipari's teams aren't just good against the best teams in the country, they're great. Some notes about Cal's teams against the best:

- Not only does Kentucky own a 67-44 record (60.4%) vs. Associated Press Top 25 teams under John Calipari, UK is 7-4 when both teams are ranked in the AP top five
- All-time, Calipari is 13-8 when both teams are ranked in the AP top five
- When both teams are ranked in the AP Top 25, Calipari's all-time record is 89-64, including a 58-36 mark at Kentucky
- When both are ranked in the top 10 he has a 27-21 record, including 16-14 at UK
- By defeating top-ranked Michigan State to start the 2019-20 season, UK knocked off the No. 1 team in consecutive seasons for the first time in school history. Kentucky downed Tennessee on Feb. 19, 2019
- With the win over MSU to begin 2019-20, the Wildcats have nine

NOTES

victories over the No. 1 team in 25 tries in program history

- Calipari improved to 6-4 vs. the No. 1 team in his career with the win vs. Michigan State, including 3-2 at Kentucky. According to ESPN, Calipari is the only coach with a winning (.600) percentage against No. 1 ranked teams with a minimum of 10 games faced against the No. 1.

S-E-C! S-E-C! S-E-C!

Kentucky is the Southeastern Conference's gold standard. Since the SEC's inception in 1932-33, the Wildcats are the most dominant team in the league, recording a 1,034-297 mark (77.7%) in regular-season conference play. Only Alabama has won more than 800 regular-season SEC games and no other team owns a better winning percentage.

- UK has averaged 11.6 wins and only 3.3 losses per season in 89 seasons in the SEC (including the current season)
- Kentucky has won 49 SEC regular-season titles and 31 SEC Tournament championships
- The Wildcats have won 16 of the last 29 SEC Tournaments (the 2020 one was not played because of the COVID-19 pandemic)
- UK has captured at least a share of six of the last 13 SEC regular-season championships under John Calipari
- Kentucky has played in the championship game of the SEC Tournament in eight of Calipari's 11 tournaments, winning six times (2020 tournament not played because of COVID)
- UK won its 1,000th game in SEC regular-season action vs. Alabama on Jan. 11, 2020. Kansas has won 1,000 conference games when combining its records in the Big 6, Big 7, Big 8 and Big 12, but no other team in the country had won 1,000 or more regular-season league games in one conference alone
- Six teams made the 2022 NCAA Tournament field with Arkansas reaching the Elite Eight
- The SEC has had 27 NCAA Tournament selections over the last four tournaments, the third most. Only the Big 10 (30) and Atlantic Coast Conference (28) have had more
- The SEC went 5-6 in NCAA Tournament games in 2022. SEC teams are 78-49 (61.4%) in the NCAA tourney since 2012
- The league has advanced at least one team to the Elite Eight in 10 of the last 12 tournaments and nine different SEC teams have advanced to the Sweet Sixteen in the last five NCAA Tournaments
- The SEC has held its own in the annual Big 12/SEC Challenge. The SEC leads 31-28 over the last six seasons in the yearly January showdown and won outright in 2021 and '22
- Six SEC teams are ranked in the Nov. 14 Associated Press Top 25, with Florida receiving votes

Calipari Leading the Way in SEC Play

John Calipari leads the way among all current SEC head coaches in 2022-23 in career wins, league victories and titles. He is also ascending the all-time charts in league history:

- Calipari owns 367 victories as UK's head coach, ranking as the fourth-most wins by a coach leading an SEC program in the conference's history. Adolph Rupp (875), Billy Donovan (467) and Dale Brown (448) are the only others who have more
- Calipari ranks seventh all-time in SEC regular-season wins with 173. Rupp (397) has the most. Calipari needs just six more to pass Harry Rabenhorst (178) for sixth place
- Calipari is 24-5 in the SEC Tournament. His 24 victories are tied with Tubby Smith for the third-most in tournament history. Only Donovan (27) and Wimp Anderson (25) have more
- Calipari has won six SEC Tournament titles. Only Alabama (7) has more in program history than Calipari has won in total

Cats Deliver the Knockout Punch

Kentucky is 312-13 (96.0%) in the John Calipari era when leading by at least 10 points at any time in the contest. Ten of the 13 losses in the Calipari era are to conference opponents. Perhaps most impressive of all is that 69.4% of games Calipari has coached in at Kentucky have produced 10-point leads at some point during the game for UK. The Wildcats have led by 10 points or more in a whopping 85.0% of Calipari's 367 career wins at Kentucky.

Hold Them to 55 Points, 40%

Defense has always been a recipe for success for the Wildcats under John Calipari. The special ingredient: 55 points. Kentucky is a perfect 84-0 under Calipari when holding the opponent to 55 points or fewer, including 1-0 this season after limiting Duquesne to 52 points. The Wildcats are 204-9 (95.8%) under Calipari when limiting the opponent to 63 points or less, including 2-0 this season. Kentucky also fares well when it keeps the competition to 40% or less from the floor. UK is 224-24 (90.3%) vs. opponents under Calipari when its field-goal percentage is 40% or less. Kentucky has held both of its first two opponents below 40%.

Always Efficient

According to Ken Pomeroy's calculations on kenpom.com, Kentucky teams under John Calipari have consistently ranked among the most efficient teams in the country per possession. Kentucky sits atop Pomeroy's rankings through Nov. 11.

Season	Offense (Rank)	Defense (Rank)	Overall
2022-23	115.1 (3)	85.0 (2)	1st
2021-22	120.0 (5)	94.3 (36)	6th
2020-21	108.0 (84)	93.1 (35)	49th
2019-20	112.7 (24)	95.1 (52)	29th
2018-19	117.6 (14)	90.1 (8)	8th
2017-18	115.8 (24)	95.4 (22)	17th
2016-17	119.1 (12)	91.4 (7)	4th
2015-16	120.4 (5)	98.0 (53)	6th
2014-15	119.3 (5)	86.5 (2)	1st
2013-14	117.6 (10)	96.9 (41)	11th
2012-13	108.8 (42)	99.1 (129)	42nd
2011-12	122.9 (2)	88.2 (9)	1st
2010-11	118.1 (7)	90.4 (15)	6th
2009-10	116.1 (15)	86.2 (6)	3rd

UK Leads with 27 on NBA Opening-Day Rosters

Kentucky men's basketball's ability to develop and prepare players for the next step continues to manifest itself as 27 former Wildcat student-athletes appear on NBA opening-day rosters. Kentucky led the nation for the 11th consecutive season with the most alumni on opening-day rosters.

- The total of 27 players on NBA opening-day rosters (including two-way and inactive players) that played and finished their college basketball careers at Kentucky is more than any other college program in the country. Duke, with 24, is the only other school with more than 20 players in the NBA.



Wing Span	Max Vertical	Hand Width	3/4-Court Sprint	Shuttle Run
T1. Ugonna Onyenso - 7'4"	T1. Daimion Collins - 46.5"	T1. Oscar Tshiebwe - 10.75"	T1. Jacob Toppin - 3.09	T1. Cason Wallace - 10.03
T1. Oscar Tshiebwe - 7'4"	T2. Jacob Toppin - 45.0"	T2. Daimion Collins - 9.75"	T2. Sahvir Wheeler - 3.18	T2. Antonio Reeves - 10.45
T3. Daimion Collins - 7'3"	T3. Kareem Watkins - 43.0"	T2. Jacob Toppin - 9.75"	T3. Oscar Tshiebwe - 3.20	T3. Sahvir Wheeler - 10.49
T4. Lance Ware - 7'1"	T4. Cason Wallace - 42.0"	T2. Lance Ware - 9.75"	T4. Daimion Collins - 3.22	T4. Brennan Canada - 10.83
T5. Adou Thiero - 6'11"	T5. Adou Thiero - 41.0"	T5. Ugonna Onyenso - 9.5"	T4. Antonio Reeves - 3.22	T5. Lance Ware - 10.86
		T5. Adou Thiero - 9.5"	T4. Adou Thiero - 3.22	

Quick Facts
GENERAL INFORMATION
Location: Lexington, Ky.
Enrollment: 31,800
Founded: 1865
Colors: Blue and White
Nickname: Wildcats
Conference: Southeastern Conference
All-Time Record: 2,355-736-1 (76.2%)
Arena: Rupp Arena (20,500)
Rupp Arena Record: 635-77 (89.2%) - 47th season
NCAA Championships: 8 (1948, '49, '51, '58, '78, '96, '98, 2012)
NCAA Runners-Up: 4 (1966, '75, '97, 2014)
NCAA Tournament Record: 129-53 (70.9%)
Last NCAAT Appearance: 2022, First Round
President: Dr. Eli Capilouto (Alabama, 1971)
Athletics Director: Mitch Barnhart (Ottawa, 1981)
MBB Administrator: Kevin Sargent (UNC, 2004)
Head Coach: John Calipari (Clarion, 1982)
Calipari On-Court Record: 812-241 (77.1%)
Calipari UK Record: 367-101 (78.4%)
Athletics Phone Number: 859.257.8000
Starters Returning/Lost: 2/3
Players Returning/Lost: 7/8



NOTES

- Of the 17 NBA franchises featuring a Wildcat, eight have multiple Kentucky players. Detroit and Sacramento each have a trio of Wildcats on their roster while the Clippers, Lakers, Heat, Knicks, Hornets and Trail Blazers each have two.
- In 13 seasons under head coach John Calipari, 45 players have been selected in the NBA Draft, including 34 first-round selections and three No. 1 overall picks (Anthony Davis, Karl-Anthony Towns and John Wall)
- Calipari has a streak of 15 consecutive drafts with a first-round pick dating back to his time at Memphis
- Calipari is one of only two coaches in the history of the sport to have four players drafted No. 1 overall (Derrick Rose – 2008, Wall – 2010, Davis – 2012, Towns – 2015)
- Using figures compiled by basketball-reference.com and spotrac.com, Calipari-coached players have amassed more than \$3.5 billion in career NBA contracts
- In the 13 seasons Calipari has been the head coach at Kentucky, his players have totaled nearly \$3 billion in NBA contracts. In the 2022-23 season alone, former UK players are slated to make nearly \$330 million

Cats Don't (Historically) Count on the 3

Kentucky has never been reliant on the 3 under John Calipari. Even with more shooters at their disposal, the 2021-22 season was not an exception for the Wildcats. However, the 2022-23 squad looks poised to be one of Calipari's best from long range. Kentucky is averaging 38.4% of its points from distance while 38.4% of its field-goal attempts are from 3-point range.

Not only are the Cats shooting from distance, they're converting their attempts as well. Sharpshooters Antonio Reeves has drained 10, while CJ Fredrick has knocked down six thus far. Combined, the duo is 16-30 (53.3%) from 3-point range.

The highest percentage of 3-point shots taken under Calipari was the 2010-11 Final Four team that lofted 32.4% of its shots from beyond the arc. That team is also Calipari's top 3-point shooting team at Kentucky. The most attempts per game in the Calipari era was the 2016-17 squad that took 19.89 3-point shots per game. This team is averaging 21.5 attempts per game thus far.

Not relying on the 3 certainly hasn't hurt the Wildcats. UK is 10-3 all-time under Calipari when making one or fewer from long range.

Year	% of Attempts from 3	3-Point FG%
2009-10:	.313	.331 (lowest)
2010-11:	.324	.397
2011-12:	.265	.378
2012-13:	.293	.346
2013-14:	.276	.332
2014-15:	.271 (lowest)	.349
2015-16:	.310	.366
2016-17:	.316	.353
2017-18:	.258	.357
2018-19:	.296	.354
2019-20	.266	.343
2020-21	.322	.336
2021-22	.279	.347
2022-23	.384 (highest)	.512 (highest)

Taking Care of Business

Kentucky's 68-44 record vs. opponents ranked in the Associated Press Top 25 in John Calipari's tenure is impressive, but the Wildcats' ability to beat all-comers can't be overlooked. Under Calipari, UK is 300-57 vs. unranked competition, 84.0%.

Cleaning the Glass

With Oscar Tshiebwe leading the nation in rebounding, Kentucky was one of the top teams in the country on the boards a season ago. Kentucky led the country in rebounding margin (plus-9.7 per game) and set a record under Calipari. Tshiebwe has yet to take the floor thus far for the Cats, but Kentucky has gotten off to another good start on the boards this season. UK is plus-8.0 and is also averaging 10.5 offensive rebounds per game.

- UK was also 14th in total rebounds per game (40.1) and 12th in offensive boards per game (12.9)
- Kentucky was fourth in the country in offensive rebounding percentage (37.7%) according to KenPom.com

Best in the Bluegrass

Kentucky is 21-3 against in-state foes with John Calipari at the helm, including an 11-3 mark vs. Louisville.

Two of the victories over the Cardinals were during postseason play. The Wildcats have won all six meetings played inside Rupp Arena, including a 29-point win in 2017-18, the third-largest margin of victory in the history of the series. UofL's three wins are by a combined nine points.

Here is a list of the meetings between the state's two premier programs in the Calipari era:

- Jan. 2, 2010 - UK won 71-62 at Rupp Arena
- Dec. 31, 2010 - UK won 78-63 at the KFC Yum! Center
- Dec. 31, 2011 - UK won 69-62 at Rupp Arena
- March 31, 2012 - UK won 69-61 at the Superdome (NCAA Final Four in New Orleans)
- Dec. 29, 2012 - Louisville won 80-77 at the KFC Yum! Center
- Dec. 28, 2013 - UK won 73-66 at Rupp Arena
- March 28, 2014 - UK won 74-69 at Lucas Oil Stadium (NCAA Sweet Sixteen in Indianapolis)
- Dec. 27, 2014 - UK won 58-50 at the KFC Yum! Center
- Dec. 26, 2015 - UK won 75-73 at Rupp Arena
- Dec. 21, 2016 - Louisville won 73-70 at the KFC Yum! Center
- Dec. 29, 2017 - UK won 90-61 at Rupp Arena
- Dec. 29, 2018 - UK won 71-58 at the KFC Yum! Center
- Dec. 28, 2019 - UK won 78-70 (OT) at Rupp Arena
- Dec. 26, 2020 - Louisville won 62-59 at KFC Yum! Center

Points Per Possession

Game	Off. PPP	Def. PPP
HOWARD	1.25	0.83
DUQUESNE	1.08	0.73
vs. Michigan State		
SOUTH CAROLINA STATE		
at Gonzaga		
NORTH FLORIDA		
BELLARMINE		
vs. Michigan		
YALE		
vs. UCLA		
FLORIDA A&M		
at Missouri		
LOUISVILLE		
LSU		
at Alabama		
SOUTH CAROLINA		
at Tennessee		
GEORGIA		
TEXAS A&M		
at Vanderbilt		
KANSAS		
at Ole Miss		
FLORIDA		
ARKANSAS		
at Georgia		
at Mississippi State		
TENNESSEE		
at Florida		
AUBURN		
VANDERBILT		
at Arkansas		

Overall

UK offensive high - 1.25, HOWARD

UK offensive low - 1.08, DUQUESNE

Opponent offensive high - 0.83, HOWARD

Opponent offensive low - 0.73, DUQUESNE



NOTES

Turner Joins Cats' Staff

K.T. Turner, who has been a mainstay in the college basketball coaching profession for nearly 20 years, joined the Kentucky staff in June as its newest assistant coach.

- Turner comes to Lexington after spending one season with Oklahoma as an associate head coach under Porter Moser in his first year as head coach. The Sooners went 19-16 and advanced to the second round of the National Invitation Tournament
- Prior to his stop in Norman, Oklahoma, Turner was the associate head coach at Texas in 2020-21. The Longhorns amassed a 19-8 overall mark, won the Big 12 Championship and earned a No. 3 seed in the NCAA Tournament
- Among Turner's other stops are a seven-year stint at SMU in which the Mustangs claimed a pair of American Athletic Conference regular-season and tournament titles and a year at Wichita State that saw the Shockers post a 30-9 record while advancing to the Final Four

All-Time Winningest Schools	
SCHOOL	WINS
1. Kansas	2,359
2. <i>Kentucky</i>	2,355
3. North Carolina	2,325
4. Duke	2,248
5. Temple	1,963
6. Syracuse	1,957
7. UCLA	1,957
8. Notre Dame	1,941
9. St. John's	1,906
10. Indiana	1,892

**through games on Nov. 13*

UK Leaders in Career Rebounds	
Player (Years played)	Rebounds
1. Dan Issel (1968-70)	1,078
2. Frank Ramsey (1951-54)	1,038

43. Deron Feldhaus (1988-92)	540
44. Nazr Mohammed (1996-98)	532
45. Randolph Morris (2005-07)	531
46. Four tied	528
49. Walter McCarty (1993-96)	522
50. Erik Daniels (2001-04)	520
51. Souleymane Camara (1999-03)	516
52. <i>Oscar Tshiebwe (2022-23)</i>	515

UK Leaders in Career Assists	
Player (Years played)	Assists
1. Dirk Minniefield (1980-83)	646
2. Anthony Epps (1994-97)	544

36. John Wall (2010)	241
37. Scott Padgett (1995-99)	238
38. Patrick Sparks (2005-06)	236
39. Gerald Fitch (2001-04)	232
40. Erik Daniels (2001-04)	222
41. Rex Chapman (1987-88)	220
42. <i>Sahvir Wheeler (2022-23)</i>	218
Jamal Mashburn (1991-93)	218

UK's Record vs. AP Ranked Opponents and as an AP Ranked Opponent Under Cal																													
Kentucky (RK)	Opponent Rank																									RV	NR	TOTAL	
	1	2	3	4	5	6	7	8	9	10	11	12	13	14	15	16	17	18	19	20	21	22	23	24	25				
1	-	0-1	0-1	1-0	2-0	2-0	-	2-0	1-0	-	0-1	-	-	-	-	2-0	1-0	1-0	-	1-0	3-0	1-0	-	-	-	6-2	46-3	69-8	
2	1-0	-	-	0-1	1-0	0-1	-	-	-	-	-	1-0	1-0	-	1-0	-	1-0	-	0-1	-	-	-	-	-	-	4-0	24-0	34-3	
3	-	-	-	1-0	-	-	-	-	0-1	-	-	1-0	-	-	-	-	-	-	-	0-1	-	-	-	-	-	1-0	17-0	20-2	
4	-	0-1	-	-	-	-	0-1	0-1	-	-	-	-	-	1-0	-	0-1	-	-	-	-	-	-	-	-	-	2-0	2-0	11-2	16-6
5	1-0	-	-	-	-	0-1	-	-	0-1	1-0	-	-	-	-	-	-	-	-	0-1	-	-	-	-	1-0	-	2-0	13-0	18-3	
6	-	-	-	-	0-1	-	1-0	1-0	-	0-1	-	-	-	-	-	-	-	0-1	1-0	-	-	-	-	-	-	2-0	9-2	14-5	
7	-	-	-	0-1	-	-	-	-	-	-	1-0	-	-	0-1	-	-	-	-	1-0	-	-	-	-	-	-	-	7-2	9-4	
8	-	-	-	-	-	-	-	-	1-0	-	-	-	1-0	-	1-0	-	-	-	-	-	-	1-0	-	0-1	-	2-3	13-0	19-4	
9	-	-	-	-	-	-	-	-	-	-	-	-	-	-	-	-	-	-	-	-	-	-	-	-	-	-	9-2	9-2	
10	-	-	-	-	-	-	-	-	0-1	-	-	-	-	0-1	-	-	-	-	-	-	-	-	-	-	-	3-4	15-3	18-9	
11	1-0	-	-	-	-	-	1-0	-	0-1	-	-	-	1-0	-	-	-	0-1	-	-	-	-	2-0	-	-	-	-	6-1	11-3	
12	-	0-1	-	-	1-0	-	-	-	-	-	-	-	-	1-0	-	1-0	-	-	-	-	-	-	-	-	-	2-0	5-1	10-2	
13	-	-	-	-	-	-	-	-	-	-	-	-	-	-	-	-	0-1	-	-	-	-	-	-	-	-	1-0	8-2	9-3	
14	-	-	0-1	-	-	-	-	-	-	-	-	-	-	-	-	-	-	-	-	-	-	-	-	-	-	1-1	9-1	10-3	
15	-	-	-	-	-	-	-	-	-	-	-	1-0	-	-	-	-	-	1-0	-	-	-	-	-	-	-	1-0	6-0	9-0	
16	-	-	-	-	-	-	-	-	-	-	-	-	-	-	-	-	1-0	-	-	-	0-1	-	-	-	-	2-0	5-1	8-2	
17	-	-	-	-	-	-	-	-	-	-	-	-	-	-	-	-	-	-	-	-	-	-	1-1	-	-	-	4-2	5-3	
18	-	-	-	-	-	-	-	-	-	-	-	-	-	-	-	-	-	-	-	-	-	1-0	0-1	-	-	3-2	9-1	13-4	
19	-	-	1-0	1-0	-	-	-	-	1-0	-	-	-	-	-	-	-	-	-	-	-	-	-	-	-	-	-	2-0	5-0	
20	-	-	-	0-1	-	-	0-1	-	-	-	-	-	-	-	-	-	-	-	-	-	1-0	-	-	-	-	-	4-2	5-4	
21	-	-	-	-	-	-	-	-	-	-	-	-	-	-	-	-	-	-	-	-	-	-	-	-	-	2-0	2-1	4-1	
22	-	-	-	-	-	-	-	-	-	-	-	-	1-0	-	-	-	-	-	-	-	-	-	-	-	-	1-0	5-1	7-1	
23	-	-	-	-	-	-	-	-	-	-	-	-	-	-	-	-	-	-	-	-	-	-	-	-	-	0-1	3-0	3-1	
24	-	-	-	-	-	-	-	-	-	-	-	-	-	-	0-1	-	-	-	-	-	-	-	-	-	-	-	0-1	0-2	
25	0-1	-	-	-	-	-	0-1	-	-	-	-	-	-	-	-	-	-	-	-	-	-	-	-	-	-	-	1-1	1-3	
RV	0-1	1-0	-	-	1-0	-	2-0	-	-	0-1	-	1-0	1-0	-	-	-	-	0-1	-	-	-	-	-	-	-	-	-	-	-
NR	-	-	-	0-1	-	-	-	-	0-1	-	1-1	-	-	-	-	1-0	-	0-1	1-0	-	-	0-1	-	-	-	-	-	-	-
TOTAL	3-2	1-3	1-2	3-4	5-1	2-2	4-3	3-1	3-5	1-2	2-2	4-0	5-0	2-2	2-1	4-1	3-1	2-4	3-2	1-1	4-1	5-1	1-2	1-1	1-0		Total	326-78	
																											Total	67-44	



LAST TIME OUT

Official Basketball Box Score - Final															Game Time: 7:00 PM				
Duquesne at Kentucky															Game Duration: 1:55				
11/11/22 Papp Arena, Lexington															Attendance: 2014				
2022-23 Men's Basketball															Officials: Keith Patterson, Matt Jarnes, Anthony Jorant				
Duquesne - 52															Shooting By Period				
Record: 1-1															1 st FG: 8-34 23.5%				
NO. Name															3 rd FG: 2-14 14.3%				
4 Tre Williams															4 th FG: 3-4 75.0%				
20 Joe Reece															FT: 2-4 50%				
1 Jimmy Clark III															2 nd FG: 12-32 37.5%				
3 Dae Dae Grant															3 rd FG: 4-12 33.3%				
55 Quincy McGriff															FT: 2-4 50%				
0 Tevin Brower															GM FG: 20-66 30.3%				
21 R.J. Gunn															3 rd FG: 7-26 26.9%				
34 Austin Rotroff															FT: 2-4 50%				
14 Matt Hronsky															Dead Ball Rebounds: 3-0				
32 Kareem Rozier																			
35 Kevin Easley																			
2 David Dixon																			
22 Andy Barba																			
Team																			
Totals															20-66 7-26 5-9 11-18 24 35				
Technical Fouls:Dixon 2 nd 3:26																			
NO. Name															Shooting By Period				
0 Jacob Toppin															1 st FG: 15-30 50.0%				
24 Chris Livingston															3 rd FG: 5-6 83.3%				
55 Lance Ware															4 th FG: 4-7 57.1%				
1 CJ Fredrick															2 nd FG: 13-31 41.9%				
22 Cason Wallace															3 rd FG: 61 54.5%				
12 Antonio Reeves															FT: 7/11 63.6%				
2 Sahvir Wheeler															GM FG: 28-61 45.9%				
33 Ugonna Onyenso															3 rd FG: 11-19 57.9%				
Team															FT: 10-15 66.7%				
Totals															28-61 11-19 10-15 11-25 35 46				
Technical Fouls:NONE																			
DUO KEN															Period by Period Scoring				
Biggest lead 3 (1 st 18:36) 25 (2 nd 2:37)															Turnovers				
Best Scoring Run 7 (2 nd 18:08) 7 (4 th 16:41)															1st 2nd 3rd 4th				
Lead Changes 3															Point				
Times Tied 1															Second Chance 5 11				
Time with Lead 01:51 37:13															Fast Breaks 4 18				
															Bench 27 38				
															K 38 39 77				

Jacob Toppin on having Sahvir Wheeler back ...

"It's very nice. He speeds the game up for us and makes it a lot easier for us as a whole because he can get downhill, dish it out to our shooters who can make shots. He looks for the open guy, so it's definitely enjoyable for him to be back."

#4/4 Kentucky 95, Howard 63

Lexington, Ky. -- Sahvir Wheeler missed Kentucky's season opener against Howard on Monday night. But on Friday night against Duquesne, the All-SEC point guard returned and wasted no time making his presence felt.

Wheeler and the Cats beat the Dukes 77-52 at Rupp Arena behind 18 points from senior guard Antonio Reeves. But it was Wheeler who really got Kentucky going early.

The senior point guard entered the game with the Cats holding a 7-5 advantage. He would play just five minutes before he was winded and had to come out, but the 5-9 Wheeler made the most of his first action of the season.

In that span, Wheeler made his only field goal, made both of his free throws, had four points, three assists and two rebounds. When he left the game, the Cats had extended the lead to 18-11.

Wheeler finished the game with 11 points, 11 assists and six rebounds in 27 minutes of action.

Senior guard CJ Fredrick had 14 points for the Cats, while freshman big man Ugonna Onyenso had nine points, 10 rebounds and three blocked shots.

Wheeler was on the giving end of the play that provided the exclamation point in the game. Wheeler spotted Jacob Toppin racing for the basket and, from near midcourt, Wheeler launched a pass that Toppin caught and slammed, capping a 15-5 run that put the Cats up 58-37 with just 8:17 to play.

Game Notes

- Kentucky leads the series, 3-0, with all games having been played in Lexington.
- Kentucky limited Duquesne to 52 points. UK is 84-0 under Calipari when keeping the opponent to 55 points or less.
- Duquesne shot 30.3% from the field. UK is 224-24 (90.3%) under Calipari when keeping the opponent to 40% or less.
- Kentucky led by as many as 25 points. The Wildcats are 312-13 (96.0%) in the Calipari era when leading by as many as 10 points at any time during the contest.
- This is the first time since the 2013-14 season that the Wildcats have won each of their first two games by at least 25 points.
- Kentucky made 57.9% from 3-point range, 11 of 19. Also making 11 in the opener, through two games the Wildcats are hitting 51.2% from long distance.
- Antonio Reeves had 18 points, leading the Wildcats in scoring for the second consecutive game. He made 4 of 6 shots from 3-point land.
- Seeing his first action of the season, it was a day of elevens for Sahvir Wheeler. On the 11th day of the 11th month, he had 11 points and 11 assists.
- It is the 11th double-double of Wheeler's career and the 11th time he has had double-figure assists.
- Freshman Ugonna Onyenso neared a double-double with nine points and 10 rebounds. He added three blocked shots and has seven total, third-most for any UK players in his first two games.

2022-23 Top Performances

Category (Individuals)

Kentucky

Opponents

Points	22 by Antonio Reeves, vs. HOWARD, (11/7/22)	17 by Kobe Dickson, HOWARD, (11/7/22)
Rebounds	11 by Jacob Toppin, vs. HOWARD, (11/7/22)	6 (2x), last by Austin Rotroff, DUQUESNE, (11/11/22)
Assists	11 by Sahvir Wheeler, vs. DUQUESNE, (11/11/22)	4 by Quincy McGriff, DUQUESNE, (11/11/22)
Steals	4 by Lance Ware, vs. HOWARD, (11/7/22)	4 by Jimmy Clark III, DUQUESNE, (11/11/22)
Blocks	4 (2x), last by Lance Ware, vs. DUQUESNE, (11/11/22)	1 (2x), last by Joe Reece, DUQUESNE, (11/11/22)
FG Made	8 by Antonio Reeves, vs. HOWARD, (11/7/22)	8 by Kobe Dickson, HOWARD, (11/7/22)
FG Attempts	16 by Antonio Reeves, vs. HOWARD, (11/7/22)	13 by Jimmy Clark III, DUQUESNE, (11/11/22)
3-FG Made	6 by Antonio Reeves, vs. HOWARD, (11/7/22)	3 by Elijah Hawkins, HOWARD, (11/7/22)
3-FG Attempted	12 by Antonio Reeves, vs. HOWARD, (11/7/22)	8 by Jordan Wood, HOWARD, (11/7/22)
FT Made	6 by CJ Fredrick, vs. HOWARD, (11/7/22)	Two tied with 3, HOWARD, (11/7/22)
FT Attempted	Two tied with 7, vs. HOWARD, (11/7/22)	4 by Elijah Hawkins, HOWARD, (11/7/22)

Category (Team)

Kentucky

Opponents

Points	95, vs. HOWARD, (11/7/22)	63, HOWARD, (11/7/22)
Rebounds	46, vs. DUQUESNE, (11/11/22)	37, HOWARD, (11/7/22)
Assists	22, vs. DUQUESNE, (11/11/22)	13, DUQUESNE, (11/11/22)
Steals	10, vs. HOWARD, (11/7/22)	8, DUQUESNE, (11/11/22)
Blocks	11, vs. DUQUESNE, (11/11/22)	1 (2x), last DUQUESNE, (11/11/22)
FG Made	34, vs. HOWARD, (11/7/22)	23, HOWARD, (11/7/22)
FG Attempts	62, vs. HOWARD, (11/7/22)	67, HOWARD, (11/7/22)
3-FG Made	11 (2x), last vs. DUQUESNE, (11/11/22)	7 (2x), last DUQUESNE, (11/11/22)
3-FG Attempted	24, vs. HOWARD, (11/7/22)	26, DUQUESNE, (11/11/22)
FT Made	16, vs. HOWARD, (11/7/22)	10, HOWARD, (11/7/22)
FT Attempted	28, vs. HOWARD, (11/7/22)	13, HOWARD, (11/7/22)



KENTUCKY BY THE NUMBERS

Date	Opponent	Result	Points	Rebounds	Assists	Steals	Blocks
N. 7	HOWARD	W, 95-63	Reeves - 22^	Toppin - 11^	Wallace - 9^	Ware - 4^	Onyenso - 4^
N. 11	DUQUESNE ¹	W, 77-52	Reeves - 18^	Onyenso - 10^	Wheeler - 11^	Three players - 2	Ware - 4^
N. 15	vs. Michigan State ²						
N. 17	S. CAROLINA STATE ¹						
N. 20	at Gonzaga						
N. 23	NORTH FLORIDA ¹						
N. 29	BELLARMINE						
D. 4	vs. Michigan ³						
D. 10	YALE						
D. 17	vs. UCLA ⁴						
D. 21	FLORIDA A&M ⁵						
D. 28	at Missouri*						
D. 31	LOUISVILLE						
J. 3	LSU*						
J. 7	at Alabama*						
J. 10	SOUTH CAROLINA*						
J. 14	at Tennessee*						
J. 17	GEORGIA*						
J. 21	TEXAS A&M*						
J. 24	at Vanderbilt*						
J. 28	KANSAS ⁶						
J. 31	at Ole Miss*						
F. 4	FLORIDA*						
F. 7	ARKANSAS*						
F. 11	at Georgia*						
F. 15	at Mississippi State*						
F. 18	TENNESSEE*						
F. 22	at Florida*						
F. 25	AUBURN*						
M. 1	VANDERBILT*						
M. 4	at Arkansas*						

All home games in **BOLD CAPS**
*SEC game, ^game high
1 - Tribute Classic (Rupp Arena | Lexington, Ky.)
2 - Champions Classic (Gainbridge Fieldhouse | Indianapolis)
3 - Basketball Hall of Fame Showcase (O2 Arena | London)
4 - CBS Sports Classic (Madison Square Garden | New York)
5 - Unity Series (Rupp Arena | Lexington, Ky.)
6 - SEC/Big 12 Challenge (Rupp Arena | Lexington, Ky.)

Times Led	Times Led	Times Led	Times Led	Times Led
Reeves - 2	Onyenso - 1 Toppin - 1	Wallace - 1 Wheeler - 1	Toppin - 1 Wallace - 1 Ware - 1 Wheeler - 1	Onyenso - 1 Ware - 1

Comparing the Calipari Era

A look at the statistics throughout the John Calipari era through the second game ...

Year	FG%	Opp. FG%	3-Pt. FG%	FT%	RPG	Assists	TOs.	Blocks	Steals	Points	PPG	Record
2022-23	.504	.323	.512	.605	44.0	42	25	16	19	172	86.0	2-0
2021-22	.469	.446	.463	.737	43.5	39	23	13	12	171	85.5	1-1
2020-21	.458	.393	.231	.617	45.5	23	36	9	12	145	72.5	1-1
2019-20	.473	.317	.250	.719	42.0	26	28	9	12	160	80.0	2-0
2018-19	.442	.489	.258	.723	42.5	28	34	11	6	155	77.5	1-1
2017-18	.426	.430	.333	.739	37.0	32	24	12	14	146	73.0	2-0
2016-17	.504	.430	.265	.681	33.5	31	23	15	16	180	90.0	2-0
2015-16	.504	.372	.289	.708	44.0	30	34	17	12	165	82.5	2-0
2014-15	.450	.330	.265	.690	48.0	30	27	17	18	156	78.0	2-0
2013-14	.504	.355	.303	.651	50.0	24	19	11	11	182	91.0	2-0
2012-13	.458	.386	.435	.653	34.0	25	25	15	9	140	70.0	1-1
2011-12	.571	.328	.440	.636	42.5	38	28	26	13	183	91.5	2-0
2010-11	.513	.342	.477	.557	44.0	29	21	16	10	167	83.5	2-0



MISCELLANEOUS STATS

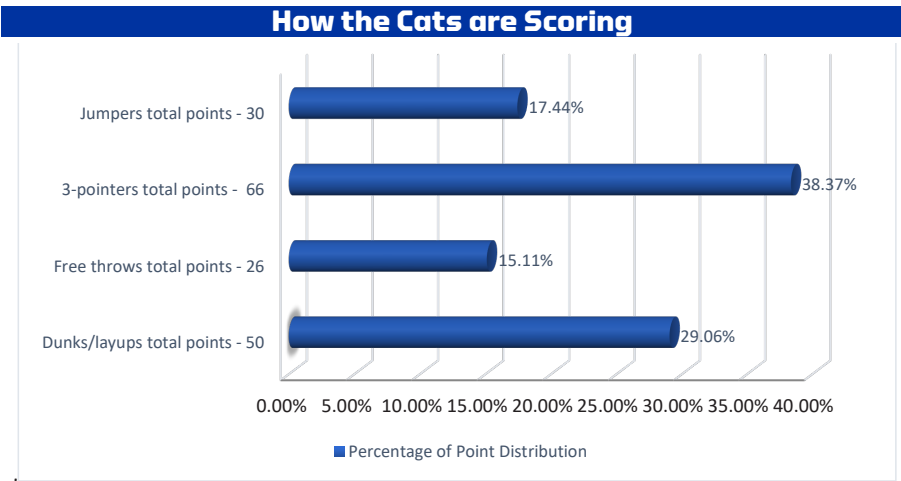
Game Leaders							Games With ...							
No.	Name	Points	Rebounds	Blocks	Assists	Steals	10+ Pts	20+ Pts	10+ Rebs	3+ Assts	3+ Blks	3+ Stls	3+ 3s	Double-Double
0	Jacob Toppin*	0 (0)	1 (3)	0 (9)	0 (3)	1 (4)	1 (17)	0 (0)	1 (1)	1 (6)	0 (2)	0 (1)	0 (1)	1 (1)
1	CJ Fredrick*	0 (4)	0 (0)	0 (3)	0 (5)	0 (7)	2 (21)	1 (6)	0 (0)	2 (23)	0 (0)	0 (0)	1 (13)	0 (0)
2	Sahvir Wheeler	0 (10)	0 (2)	0 (2)	1 (74)	1 (23)	1 (50)	0 (6)	0 (1)	1 (78)	0 (0)	0 (12)	0 (2)	1 (11)
3	Adou Thiero	0 (0)	0 (0)	0 (0)	0 (0)	0 (0)	0 (0)	0 (0)	0 (0)	0 (0)	0 (0)	0 (0)	0 (0)	0 (0)
4	Daimion Collins	0 (0)	0 (1)	0 (7)	0 (0)	0 (0)	0 (3)	0 (0)	0 (0)	0 (1)	0 (3)	0 (0)	0 (0)	0 (0)
12	Antonio Reeves*	2 (36)	0 (6)	0 (5)	0 (8)	0 (22)	2 (62)	1 (22)	0 (1)	0 (14)	0 (1)	0 (5)	2 (23)	0 (1)
13	Grant Darbyshire	0 (0)	0 (0)	0 (0)	0 (0)	0 (0)	0 (0)	0 (0)	0 (0)	0 (0)	0 (0)	0 (0)	0 (0)	0 (0)
14	Brennan Canada	0 (0)	0 (0)	0 (1)	0 (0)	0 (0)	0 (0)	0 (0)	0 (0)	0 (0)	0 (0)	0 (0)	0 (0)	0 (0)
21	Walker Horn	0 (0)	0 (0)	0 (0)	0 (0)	0 (0)	0 (0)	0 (0)	0 (0)	0 (0)	0 (0)	0 (0)	0 (0)	0 (0)
22	Cason Wallace	0 (0)	0 (0)	0 (0)	1 (1)	1 (1)	1 (1)	0 (0)	0 (0)	2 (2)	0 (0)	0 (0)	0 (0)	0 (0)
24	Chris Livingston	0 (0)	0 (0)	0 (0)	0 (0)	0 (0)	0 (0)	0 (0)	0 (0)	0 (0)	0 (0)	0 (0)	0 (0)	0 (0)
25	Kareem Watkins	0 (0)	0 (0)	0 (0)	0 (0)	0 (0)	0 (0)	0 (0)	0 (0)	0 (0)	0 (0)	0 (0)	0 (0)	0 (0)
33	Ugonna Onyenso	0 (0)	1 (1)	1 (1)	0 (0)	0 (0)	0 (0)	0 (0)	0 (0)	0 (0)	2 (2)	0 (0)	0 (0)	0 (0)
34	Oscar Tschiebwe*	0 (26)	0 (53)	0 (32)	0 (1)	0 (37)	0 (54)	0 (14)	0 (47)	0 (4)	0 (12)	0 (13)	0 (0)	0 (40)
55	Lance Ware	0 (0)	0 (2)	1 (7)	0 (0)	1 (3)	0 (0)	0 (0)	0 (2)	0 (1)	1 (2)	1 (1)	0 (0)	0 (0)

Career total in (parentheses); *includes pre-UK career

Starting Lineups						
Guard	Guard	G/F	Forward	Forward	Games	W-L
Wallace	Fredrick	Livingston	Toppin	Ware	2	2-0
Starter	Games Started	Wins	Losses			
CJ Fredrick	2	2	0			
Chris Livingston	2	2	0			
Jacob Toppin	2	2	0			
Cason Wallace	2	2	0			
Lance Ware	2	2	0			

Streaks		Miscellaneous	
Overall	Won 2	Charges Drawn	
Unranked AP teams anywhere	Won 2	Adou Thiero - 1	
Ranked AP teams anywhere	Lost 2	First Sub	
Home	Won 21	Antonio Reeves - 2	
Home AP ranked teams	Won 2	5-Second Violations	
Home AP unranked teams	Won 19	Forced by Kentucky - 0	
Home SEC	Won 10	Forced by Opponent - 0	
Home nonconference	Won 11	10-Second Violations	
Home AP ranked SEC	Won 2	Forced by Kentucky - 0	
Home AP unranked SEC	Won 8	Forced by Opponent - 0	
Home AP ranked nonconference	Won 2	Shot-Clock Violations	
Home AP unranked nonconference	Won 11	Forced by Kentucky - 0	
Road	Won 1	Forced by Opponent - 1	
Road AP ranked teams	Lost 2	Tipoffs (including OT)	
Road AP unranked teams	Won 5	Won by Kentucky - 1	
Road SEC	Won 1	Won by Opponent - 1	
Road nonconference	Won 1	3-Point Plays	
Road AP ranked SEC	Lost 4	Antonio Reeves - 1	
Road AP unranked SEC	Won 5	4-Point Plays	
Road AP ranked nonconference	Won 3		
Road AP unranked nonconference	Lost 2		
Neutral	Lost 2		
Neutral AP ranked teams	Lost 5		
Neutral AP unranked teams	Lost 1		
Neutral SEC	Lost 1		
Neutral nonconference	Lost 1		
Neutral AP ranked SEC	Lost 3		
Neutral AP unranked SEC	Won 1		
Neutral AP ranked nonconference	Lost 4		
Neutral AP unranked nonconference	Lost 1		
Active Consecutive Made Kentucky Starts			
Oscar Tshiebwe	34		
CJ Fredrick	2		
Chris Livingston	2		
Jacob Toppin	2		
Cason Wallace	2		
Lance Ware	2		
Active Consecutive Made Kentucky Free Throws			
CJ Fredrick	4		
Antonio Reeves	4		
Adou Thiero	2		
Jacob Toppin	2		
Sahvir Wheeler	2		
Daimion Collins	1		
Cason Wallace	1		
Active Consecutive Games with a 3-Pointer at Kentucky			
CJ Fredrick	2		
Chris Livingston	2		
Antonio Reeves	2		
Cason Wallace	2		
Sahvir Wheeler	2		

Kentucky's Record When ...					
KENTUCKY RECORD	ALL	SEC	KENTUCKY RECORD	ALL	SEC
Leading at halftime:	2-0	0-0	On CBS:	0-0	0-0
Tied at the half:	0-0	0-0	On TBS:	0-0	0-0
Trailing at halftime:	0-0	0-0	On ESPN/ESPN2/ESPNU:	0-0	0-0
Shoot 50% or better:	1-0	0-0	On SEC Network:	2-0	0-0
Shoot less than 50%:	1-0	0-0	On ESPN+/SEC Network+:	0-0	0-0
Shoot higher % than opp.:	1-0	0-0	vs. SEC at home:	0-0	0-0
Shoot lower % than opp.:	0-0	0-0	vs. SEC on road:	0-0	0-0
Opp. shoot worse than 40%:	2-0	0-0	Games vs. AP ranked opp.:	0-0	0-0
Opp. shoot 40% or higher:	0-0	0-0	Games following a loss:	0-0	0-0
Score less than 60 points:	0-0	0-0	Games following a win:	1-0	0-0
Score 60-69 points:	0-0	0-0	More points in the paint:	2-0	0-0
Score 70-79 points:	1-0	0-0	Fewer or same points in the paint:	0-0	0-0
Score 80-89 points:	0-0	0-0	More bench points than opp.:	2-0	0-0
Score 90-99 points:	1-0	0-0	Fewer or same bench pts.:	0-0	0-0
Score 100+ points:	0-0	0-0	More second-chance points:	2-0	0-0
Opp. score less than 60 pts.:	1-0	0-0	Fewer or same second-chance pts.:	0-0	0-0
Opp. score 60-69 pts.:	1-0	0-0	More points off TOs:	2-0	0-0
Opp. score 70-79 pts.:	0-0	0-0	Fewer or same points off TOs:	0-0	0-0
Opp. score 80-89 points:	0-0	0-0	On Monday:	1-0	0-0
Opp. score 90-99 points:	0-0	0-0	On Tuesday:	0-0	0-0
Opp. score 100+ points:	0-0	0-0	On Wednesday:	0-0	0-0
Outrebounded opponent:	2-0	0-0	On Thursday:	0-0	0-0
Outrebounded by opponent:	0-0	0-0	On Friday:	1-0	0-0
Equal number of rebounds:	0-0	0-0	On Saturday:	0-0	0-0
Fewer turnovers than opp.:	1-0	0-0	On Sunday:	0-0	0-0
Same turnovers as opp.:	0-0	0-0	In November:	2-0	0-0
More turnovers than opp.:	1-0	0-0	In December:	0-0	0-0
Make 8 or more 3-pointers:	2-0	0-0	In January:	0-0	0-0
Make 7 or fewer 3-pointers:	0-0	0-0	In February:	0-0	0-0
Games decided by 5 or fewer:	0-0	0-0	In March:	0-0	0-0
Overtime games:	0-0	0-0	In April:	0-0	0-0



Dunk Tracker		
Player	Dunks in 2022-23	Dunks in Career
Oscar Tschiebwe	0	81
Jacob Toppin	4	58
Daimion Collins	0	22
Antonio Reeves	0	15
Lance Ware	2	15
Chris Livingston	1	1
Ugonna Onyenso	1	1
Cason Wallace	1	1

Fast Facts	
Shooting Percentage	.504
Avg. Assists Per Game	21.0
Points Off Turnovers	15.5
Second-Chance Points	13.5
Points in the Paint	31.0
Fast Break Points	20.5
Bench Points	35.0
Points Per Possession	1.170
Avg. Time of Possession	15.7

First Points of the Game				
Player	Dunk/Layup	Jumper	3PT	FT
CJ Fredrick			1	
Jacob Toppin				1

THE LAST TIME UK ...

INDIVIDUALS

SCORING

Scored 25 points: Oscar Tshiebwe (30) vs. Saint Peter's, 3/17/22
Scored 30 points: Oscar Tshiebwe (30) vs. Saint Peter's, 3/17/22
Scored 35 Points: De'Aaron Fox (39) vs. UCLA, 3/24/17
Scored 40 points: Malik Monk (47) vs. North Carolina, 12/17/16
Scored 45 points: Malik Monk (47) vs. North Carolina, 12/17/16
Scored 50 points: Jodie Meeks (54) at Tennessee, 1/13/09
Scored 55 points: Never
Two players had 20 points: Antonio Reeves (22) and CJ Fredrick (20) vs. HOWARD, 11/7/22
Three players had 20 points: DeMarcus Cousins (27), John Wall (21), Patrick Patterson (20) vs. SAM HOUSTON STATE, 11/19/09
Two players had 30 points: Patrick Patterson (33) and Jodie Meeks (32) vs. TENNESSEE STATE, 12/22/08
Scored 20 points in two straight games: Keion Brooks Jr. (2), 1/29/22 - 2/2/22
Scored 20 points in three straight games: Oscar Tshiebwe (3), 11/29/21 - 12/11/21
Scored 20 points in four straight games: PJ Washington (4), 2/5/19 - 2/16/19
Scored 20 points in five straight games: Jamal Murray (12), 2/2/16 - 3/12/16
Scored 20 points in six straight games: Jamal Murray (12), 2/2/16 - 3/12/16
Scored 20 points in seven straight games: Jamal Murray (12), 2/2/16 - 3/12/16
Scored 20 points in eight straight games: Jamal Murray (12), 2/2/16 - 3/12/16
Scored 20 points in nine straight games: Jamal Murray (12), 2/2/16 - 3/12/16
Scored 20 points in 10 straight games: Jamal Murray (12), 2/2/16 - 3/12/16
Scored 20 points in 11 straight games: Jamal Murray (12), 2/2/16 - 3/12/16
Scored 20 points in 12 straight games: Jamal Murray (12), 2/2/16 - 3/12/16
Scored 20 points in 15 straight games: Dan Issel (18), 12/1/69 - 2/7/70
Scored 25 points in two straight games: Oscar Tshiebwe (2), 1/8/22 - 1/11/22
Scored 25 points in three straight games: Tayshaun Prince (3), 3/11/01-3/17/01
Scored 30 points in two straight games: Jodie Meeks vs. Appalachian State (46), 12/20/08; vs. TENNESSEE STATE (32), 12/22/08
Scored 30 points in three straight games: Dan Issel (6) 2/14/70 - 3/2/70
Scored in double figures in 10 straight games: Oscar Tshiebwe (16), 1/19/22-3/17/22
Scored in double figures in 15 straight games: Oscar Tshiebwe (16), 1/19/22-3/17/22
Scored in double figures in 20 straight games: Immanuel Quickley (20), 12/28/19-3/7/20
Scored in double figures in 25 straight games: Malik Monk (30), 11/11/16-2/28/17
Scored in double figures in 30 straight games: Malik Monk (30), 11/11/16-2/28/17
Scored in double figures in 33 straight games: Jamal Murray (34), 11/17/15 - 3/19/16
Scored in double figures in 34 straight games: Jamal Murray (34), 11/17/15 - 3/19/16
Scored in double figures in 35 straight games: Kenny Walker (36), 11/14/85 - 3/22/86
Five players scored in double figures: TyTy Washington Jr. (15), Keion Brooks Jr. (10), Oscar Tshiebwe (10), Kellan Grady (10), Daimion Collins (10) at Alabama, 2/5/22
Six players scored in double figures: Kellan Grady (19), Daimion Collins (14), Oscar Tshiebwe (14), Keion Brooks Jr. (13), Davion Mintz (13), TyTy Washington Jr. (10) vs. ROBERT MORRIS, 11/12/21
Seven players scored in double figures: Randolph Morris (17), Kelenna Azubuike (15), Patrick Sparks (14), Chuck Hayes (12), Rajon Rondo (11), Ravi Moss (10) and Ramel Bradley (10) vs. MISSISSIPPI STATE 2/19/05
Four players with 15 or more points: Antonio Reeves (22), CJ Fredrick (20), Jacob Toppin (15) and Cason Wallace (15) vs. HOWARD, 11/7/22

DOUBLE-DOUBLES

Double-double: Sahvir Wheeler (11 points, 11 assists) vs. DUQUESNE, 11/11/22
Triple-double: Isaiah Briscoe (19 points, 11 rebounds, 10 assists) at Ole Miss, 12/29/16
20-10 (rebs) game: Oscar Tshiebwe (30 points, 16 rebounds) vs. Saint Peter's, 3/17/22

20-10 (assts) game: De'Aaron Fox (24 points, 10 assists) vs. North Carolina, 12/17/16
20-15 game: Oscar Tshiebwe (30 points, 16 rebounds) vs. Saint Peter's, 3/17/22
20-20 game: Oscar Tshiebwe (21 points, 22 rebounds) vs. MISSISSIPPI STATE, 1/25/22
30-10 game: Oscar Tshiebwe (30 points, 18 rebounds) at Arkansas, 2/26/22
30-15 game: Oscar Tshiebwe (30 points, 18 rebounds) at Arkansas, 2/26/22
Back-to-back 20-10 games: Oscar Tshiebwe (29 p, 17 r) vs. GEORGIA, 1/8/22; (30 p, 13 r) at Vanderbilt, 1/11/22
Three straight 20-10 games: Julius Randle (23 p, 16 r) vs. UNC ASHEVILLE, 11/8/13; (22 p, 14 r) vs. NORTHERN KENTUCKY, 11/10/13; (27 p, 13 r) vs. Michigan State, 11/12/13
Double-double in points and rebs.: Jacob Toppin (15 points, 11 rebounds) vs. HOWARD, 11/7/22
Double-double in points and assists: Sahvir Wheeler (11 points, 11 assists) vs. DUQUESNE, 11/11/22
Double-double in points and blocks: Never
Double-double in points and steals: Never
Double-double in two consecutive games: Oscar Tshiebwe (16) 1/19/22-3/17/22
Double-double in three consecutive games: Oscar Tshiebwe (16) 1/19/22-3/17/22
Double-double in four consecutive games: Oscar Tshiebwe (16) 1/19/22-3/17/22
Double-double in five consecutive games: Oscar Tshiebwe (16) 1/19/22-3/17/22
Double-double in 10 consecutive games: Oscar Tshiebwe (16) 1/19/22-3/17/22
Double-double in 15 consecutive games: Oscar Tshiebwe (16) 1/19/22-3/17/22
Two players record double-doubles: Oscar Tshiebwe (12 points, 16 rebounds), Sahvir Wheeler (12 points, 14 assists) vs. NORTH FLORIDA, 11/26/21
Three players record double-doubles: PJ Washington (20 points, 13 rebounds), Reid Travis (18 points, 12 rebounds), Keldon Johnson (15 points, 10 rebounds) vs. KANSAS, 1/26/19
Four players record double-doubles: Jack Givens (30 pts, 13 rebs), Kyle Macy (16 pts, 10 assts), Mike Phillips (22 pts, 18 rebs), Rick Robey (23 pts, 13 rebs) vs. SMU 11/26/77
Five players record double-doubles: Never

FIELD GOALS

Made 12 FG in a game: Oscar Tshiebwe (13) at Arkansas, 2/26/22
Made 15 FG in a game: Malik Monk (18) vs. North Carolina, 12/17/16
Made 16 FG in a game: Malik Monk (18) vs. North Carolina, 12/17/16
Made 17 FG in a game: Malik Monk (18) vs. North Carolina, 12/17/16
Made 18 FG in a game: Malik Monk (18) vs. North Carolina, 12/17/16
Made 19 FG in a game: Dan Issel (19) at Alabama, 2/23/70
Made 20 FG in a game: Dan Issel (23) at Ole Miss, 2/7/70
Made 21 FG in a game: Dan Issel (23) at Ole Miss, 2/7/70
Made 22 FG in a game: Dan Issel (23) at Ole Miss, 2/7/70
Made 23 FG in a game: Dan Issel (23) at Ole Miss, 2/7/70
Made 24 FG in a game: Never
Attempted 17 FG in a game: TyTy Washington Jr. (17) vs. Vanderbilt, 3/11/22
Attempted 18 FG in a game: Oscar Tshiebwe (21) at Arkansas, 2/26//22
Attempted 19 FG in a game: Oscar Tshiebwe (21) at Arkansas, 2/26//22
Attempted 20 FG in a game: Oscar Tshiebwe (21) at Arkansas, 2/26//22
Attempted 25 FG in a game: Malik Monk (28) vs. North Carolina, 12/17/16

3-POINTERS

Made 5 3-pointers in a game: Antonio Reeves (6) vs. HOWARD, 11/7/22
Made 6 3-pointers in a game: Antonio Reeves (6) vs. HOWARD, 11/7/22
Made 7 3-pointers in a game: Kellan Grady (7) vs. ALABAMA, 2/19/22
Made 8 3-pointers in a game: Immanuel Quickley (8) at Texas A&M, 2/25/20
Made 9 3-pointers in a game: Jodie Meeks (10) at Tennessee, 1/13/09
Made 10 3-pointers in a game: Jodie Meeks (10) at Tennessee, 1/13/09
Made 11 3-pointers in a game: Never
Two players made at least 5 3-pointers in a game: Davion Mintz (6), Brandon Boston Jr. (6) vs. SOUTH CAROLINA, 3/6/21
Two players made at least 6 3-pointers in a game: Davion Mintz (6), Brandon Boston Jr. (6) vs. SOUTH CAROLINA, 3/6/21

Two players made at least 7 3-pointers in a game: Never
Attempted 10 3-pointers in a game: Antonio Reeves (12) vs. HOWARD, 11/7/22
Attempted 15 3-pointers in a game: Jodie Meeks (15) at Tennessee, 1/13/09
Attempted 16 3-pointers in a game: Derrick Miller (16) vs. LSU 2/15/90
Attempted 17 3-pointers in a game: Derrick Miller (19) at Kansas 12/9/89
Attempted 18 3-pointers in a game: Derrick Miller (19) at Kansas 12/9/89
Attempted 19 3-pointers in a game: Derrick Miller (19) at Kansas 12/9/89
Attempted 20 3-pointers in a game: Never
Made a 3-pointer in 10 straight games: Kellan Grady (21), 11/29/21 - 2/19/22
Made a 3-pointer in 15 straight games: Kellan Grady (21), 11/29/21 - 2/19/22
Made a 3-pointer in 20 straight games: Kellan Grady (21), 11/29/21 - 2/19/22
Made a 3-pointer in 30 straight games: Jamal Murray (36), 11/13/15 - 3/19/16
Made two 3-pointers in 10 straight games: Kevin Knox (11), 2/10/16 - 3/11/18
Made three 3-pointers in 10 straight games: Gerald Fitch (20), 1/14/03 - 3/23/03
Made three 3-pointers in 15 straight games: Gerald Fitch (20), 1/14/03 - 3/23/03
Made three 3-pointers in 20 straight games: Gerald Fitch (20), 1/14/03 - 3/23/03
Made three 3-pointers in 25 straight games: Keith Bogans (29), 3/14/02 - 2/26/03

FREE THROWS

Made 8 FT in a game: Oscar Tshiebwe (8) vs. Saint Peter's, 3/17/22
Made 9 FT in a game: Keion Brooks Jr. (9) at Kansas, 1/29/22
Made 10 FT in a game: Olivier Sarr (14) vs. VANDERBILT, 1/5/21
Made 11 FT in a game: Olivier Sarr (14) vs. VANDERBILT, 1/5/21
Made 12 FT in a game: Olivier Sarr (14) vs. VANDERBILT, 1/5/21
Made 13 FT in a game: Olivier Sarr (14) vs. VANDERBILT, 1/5/21
Made 14 FT in a game: Olivier Sarr (14) vs. VANDERBILT, 1/5/21
Made 15 FT in a game: Rodrick Rhodes (16) vs. Ole Miss, 1/18/95
Made 16 FT in a game: Rodrick Rhodes (16) vs. Ole Miss, 1/18/95
Made 17 FT in a game: Dwight Anderson (18) vs. MISSISSIPPI STATE, 2/12/79
Made 18 FT in a game: Dwight Anderson (18) vs. MISSISSIPPI STATE, 2/12/79
Made 18 FT in a game: Never
Attempted 10 FT in a game: Oscar Tshiebwe (12) vs. Saint Peter's, 3/17/22
Attempted 15 FT in a game: Olivier Sarr (17) vs. VANDERBILT, 1/2/21
Attempted 20 FT in a game: PJ Washington (20) vs. Kansas State, 3/22/18
Attempted 25 FT in a game: Never
Made 20 Straight FT: Immanuel Quickley (20), 2/22/20 - 3/3/20
Made 30 Straight FT: Tyler Herro (38), 2/16/19 - 3/29/19

REBOUNDS

15 Rebs: Oscar Tshiebwe (16) vs. Saint Peter's, 3/17/22
20 Rebs: Oscar Tshiebwe (22) vs. MISSISSIPPI STATE, 1/25/22
25 Rebs: Oscar Tshiebwe (28) vs. WESTERN KENTUCKY, 12/22/21
26 Rebs: Oscar Tshiebwe (28) vs. WESTERN KENTUCKY, 12/22/21
27 Rebs: Oscar Tshiebwe (28) vs. WESTERN KENTUCKY, 12/22/21
28 Rebs: Oscar Tshiebwe (28) vs. WESTERN KENTUCKY, 12/22/21
30 Rebs: Cotton Nash (30) vs. OLE MISS, 2/8/64
34 Rebs: Bob Burrow (34) vs. TEMPLE, 12/10/55
35 Rebs: Never
20+ Rebs in two consecutive games: Oscar Tshiebwe (2), 12/22/21 -12/29/22
10+ Rebs in three consecutive games: Oscar Tshiebwe (21), 1/4/22 - 3/17/22
10+ Rebs in four consecutive games: Oscar Tshiebwe (21), 1/4/22 - 3/17/22
10+ Rebs in five consecutive games: Oscar Tshiebwe (21), 1/4/22 - 3/17/22
10+ rebs in 10 consecutive games: Oscar Tshiebwe (21), 1/4/22 - 3/17/22
10+ rebs in 15 consecutive games: Oscar Tshiebwe (21), 1/4/22 - 3/17/22



THE LAST TIME UK ...

10+ rebs in 20 consecutive games: Oscar Tshiebwe (21), 1/4/22 - 3/17/22
Two players had 10 rebounds: Isaiah Jackson (10), Lance Ware (10) at Missouri, 2/3/21
Three players had 10 rebounds: Isaiah Jackson (14), Olivier Sarr (11), Brandon Boston Jr. (10) vs. RICHMOND, 11/29/20

ASSISTS

6 assists: Sahvir Wheeler (11) vs. DUQUESNE, 11/11/22
7 assists: Sahvir Wheeler (11) vs. DUQUESNE, 11/11/22
8 assists: Sahvir Wheeler (11) vs. DUQUESNE, 11/11/22
9 assists: Sahvir Wheeler (11) vs. DUQUESNE, 11/11/22
10 assists: Sahvir Wheeler (11) vs. DUQUESNE, 11/11/22
11 assists: Sahvir Wheeler (11) vs. DUQUESNE, 11/11/22
12 assists: TyTy Washington Jr. (17) vs. GEORGIA, 1/8/22
13 assists: TyTy Washington Jr. (17) vs. GEORGIA, 1/8/22
14 assists: TyTy Washington Jr. (17) vs. GEORGIA, 1/8/22
15 assists: TyTy Washington Jr. (17) vs. GEORGIA, 1/8/22
16 assists: TyTy Washington Jr. (17) vs. GEORGIA, 1/8/22
17 assists: TyTy Washington Jr. (17) vs. GEORGIA, 1/8/22
18 assists: Never
5+ assists in four consecutive games: Sahvir Wheeler (11), 1/25/22 - 3/11/22
8+ assists in two consecutive games: Sahvir Wheeler (2), 1/29/22 - 2/2/22

BLOCKS

4 blocks: Lance Ware (4) vs. DUQUESNE, 11/11/22
5 blocks: Oscar Tshiebwe (5) vs. Vanderbilt, 3/11/22
6 blocks: Isaiah Jackson (7) vs. ALABAMA, 1/12/21
7 blocks: Isaiah Jackson (7) vs. ALABAMA, 1/12/21
8 blocks: Isaiah Jackson (8) vs. Kansas, 12/1/20
9 blocks: Willie Cauley-Stein (9) vs. BOISE STATE, 12/10/13
10 blocks: Nerlens Noel (12) at Ole Miss, 1/29/13
11 blocks: Nerlens Noel (12) at Ole Miss, 1/29/13
12 blocks: Nerlens Noel (12) at Ole Miss, 1/29/13
13 blocks: Never

STEALS

4 steals: Lance Ware (4) vs. HOWARD, 11/7/22
5 steals: Ashton Hagans (5) vs. TEXAS A&M, 1/8/19
6 steals: Ashton Hagans (8) vs. North Carolina, 12/22/18
7 steals: Ashton Hagans (8) vs. North Carolina, 12/22/18
8 steals: Ashton Hagans (8) vs. North Carolina, 12/22/18
9 steals: Never
3+ steals in five consecutive games: Ashton Hagans (7), 12/22/18 - 1/19/19
3+ steals in 10 consecutive games: Never

MINUTES

Played every minute: Kellan Grady (40) vs. LSU, 2/23/22
Played 40+ minutes: Oscar Tshiebwe (43) vs. Saint Peter's, 3/17/22
Played more than 50 minutes: Patrick Patterson (50) vs. VANDERBILT, 1/12/08

FOULS

Fouled out: Davion Mintz vs. Saint Peter's, 3/17/22
Two players fouled out: Isaiah Jackson and Davion Mintz at Vanderbilt, 2/17/21
Three players fouled out: Terrence Clarke, Isaiah Jackson, Olivier Sarr, Lance Ware vs. North Carolina, 12/19/20
Four players fouled out: Terrence Clarke, Isaiah Jackson, Olivier Sarr, Lance Ware vs. North Carolina, 12/19/20
Technical foul: Lance Ware vs. LSU, 2/23/22

TEAM

WINS/LOSSES

Won 10 straight games: 10, 1/8/19 - 2/9/19
Won 20 straight games: 38, 11/14/14 - 3/28/15
Won 30 straight games: 38, 11/14/14 - 3/28/15
Won 40 straight games: Never
Lost consecutive games: 2, 3/12/22 - 3/17/22
Lost three straight games: 4, 1/26/21 - 2/9/21
Lost four straight games: 4, 1/26/21 - 2/9/21
Lost five straight games: 6, 11/29/20 - 12/26/20
Lost six straight games: 6, 11/29/20 - 12/26/20
Lost 10 straight games: Never

STARTS

Started four freshmen: Devin Askew, Brandon Boston Jr., Terrence Clarke, Isaiah Jackson vs. Georgia Tech, 12/6/20
Started five freshmen: Hamidou Diallo, Shai Gilgeous-Alexander, Kevin Knox, Nick Richards, PJ Washington vs. Kansas State, 3/22/18

SCORING

Scored 90 or more points: 95 vs. HOWARD, 11/7/22 (W, 95-63)
Scored 90 or more points (SEC game): 90 vs. ALABAMA, 2/19/22 (W, 90-81)
Scored 100 or more points: 107 vs. TENNESSEE, 1/15/22 (W, 107-79)
Scored 100 or more points (SEC game): 107 vs. TENNESSEE, 1/15/22 (W, 107-79)
Scored 110 or more points: 115 vs. Arizona State, 11/28/16 (W, 115-69)
Scored 110 or more points (SEC game): 110 vs. AUBURN, 2/21/15 (W, 110-75)
Scored 120 or more points: 120 at Vanderbilt, 2/7/96 (W, 120-81)
Scored 120 or more points (SEC game): 120 at Vanderbilt, 2/7/96 (W, 120-81)
Scored 130 or more points: 143 vs. Georgia, 2/27/56 (W, 143-66)
Scored 140 or more points: 143 vs. Georgia, 2/27/56 (W, 143-66)
Scored 150 or more points: Never
Scored less than 50 points: 48 vs. Vanderbilt, 3/15/13 (L, 64-48)
Scored 100 points in two consecutive games: vs. CLEVELAND STATE (11/23/16), vs. UT MARTIN (11/25/16), vs. Arizona State (11/28/16)
Scored 100 Points in three consecutive games: vs. CLEVELAND STATE (11/23/16), vs. UT MARTIN (11/25/16), vs. Arizona State (11/28/16)
Scored 100 points in consecutive SEC games: 2/27/56 - 3/3/56

SHOOTING PERCENTAGES

Shot 70% from the field: .722 (39-54) vs. MISSISSIPPI STATE, 2/15/86
Shot 65% from the field: .679 (38-56) vs. TENNESSEE, 1/15/22
Shot 30% or less from the field: .281 (18-64) at Texas A&M (1/10/15)
Allowed 50% shooting: .509 (29-57) vs. Saint Peter's, 3/17/22
Allowed 60% shooting: .640 (32-50) at Florida, 3/4/07
Allowed 30% or less shooting: .281 (18-64) at Alabama, 2/5/22
Allowed 20% or less shooting: .197 (12-61) vs. MONTANA STATE, 11/23/14

FREE THROWS

Shot 90% or better from FT line: .952 (20-21) vs. TENNESSEE, 1/15/22
Shot 100% from FT Line: 10-10 vs. FLORIDA, 2/22/20
Shot 50% or less from FT line: .500 (10-20) at Georgia, 1/7/20
Attempted 40 FT: 41 (27-41) vs. TENNESSEE STATE, 11/23/18
Attempted five or less FT: 4 (2-4) vs. SOUTH CAROLINA, 1/21/06
Made 30 FT: 31 (31-36) vs. MISSISSIPPI STATE, 2/4/20

3-POINTERS

Hit 0 3-pointers: 0 (0-10) vs. RICHMOND, 11/29/20
Hit 10 3-pointers: 11 (11-19) vs. DUQUESNE, 11/11/22
Hit 11 3-pointers: 11 (11-19) vs. DUQUESNE, 11/11/22
Hit 12 3-pointers: 12 (12-23) vs. ROBERT MORRIS, 11/12/21
Hit 13 3-pointers: 13 (13-27) vs. SOUTH CAROLINA, 3/6/21
Hit 14 3-pointers: 14 (14-26) vs. ARKANSAS, 2/9/21
Hit 15 3-pointers: 15 (15-27) vs. GEORGIA, 3/1/12
Hit 16 3-pointers: 16 (16-33) vs. UNC ASHEVILLE, 12/23/96
Hit 17 3-pointers: 20 (20-35) vs. LSU, 3/4/95
Hit 18 3-pointers: 20 (20-35) vs. LSU, 3/4/95
Hit 19 3-pointers: 20 (20-35) vs. LSU, 3/4/95
Hit 20 3-pointers: 20 (20-35) vs. LSU, 3/4/95
Hit 21 3-pointers: 21 (21-48) vs. North Carolina, 12/27/89
Hit 22 3-pointers: Never

SCORING MARGINS

Won game by 50 points or more: 58 vs. MONTANA STATE (W, 86-28), 11/23/14
Won game by 60 points or more: 62 vs. VANDERBILT (W, 106-44), 3/5/03
Won game by 70 points or more: 74 vs. UT MARTIN (W, 124-50), 11/26/94
Lost game by 20 points or more: 20 vs. ALABAMA (L, 85-65), 1/12/21
Lost game by 30 points or more: 34 vs. Duke (L, 118-84), 11/6/18
Lost game by 40 points or more: 41 at Vanderbilt (L, 93-52), 2/12/08
Lost game by 50 points or more: 55 at Kansas (L, 150-95), 12/9/89
Lost game by 60 points or more: 70 at Central (L, 87-17), 1/28/1910
Lost game by 70 points or more: 70 at Central (L, 87-17), 1/28/1910
Game decided by one point: vs. Mississippi State, 3/11/21

(L, 74-73)
Game decided by two or fewer points: at Arkansas, 2/26/22 (L, 75-73)
Game decided by three or fewer points: vs. Mississippi State, 3/11/21 (L, 74-73)
Two consecutive games decided by one point: vs. NORTH CAROLINA (W, 73-72), 12/3/11; at Indiana (L, 73-72), 12/10/11
Three consecutive games decided by one point: Never
Two consecutive games decided by two or fewer points: Arkansas (L, 81-80), 2/9/21; Auburn (W, 82-80), 2/13/21
Three consecutive games decided by three or fewer points: at Auburn (L, 99-97 OT), 2/11/74, vs. TENNESSEE (W, 61-58), 2/16/74 and at Ole Miss (L, 61-60), 2/18/74

COMEBACKS

Came back from 10-point deficit for win: 71-66 vs. LSU (2/23/22); Trailed by 11 at 27-16 (7:17 in 1st)
Came back from 11-point deficit for win: 71-66 vs. LSU (2/23/22); Trailed by 11 at 27-16 (7:17 in 1st)
Came back from 12-point deficit for win: 90-81 vs. ALABAMA (2/19/22); Trailed by 13 at 41-28 (5:35 in 1st)
Came back from 13-point deficit for win: 90-81 vs. ALABAMA (2/19/22); Trailed by 13 at 41-28 (5:35 in 1st)
Came back from 14-point deficit for win: 71-70 at Florida (3/7/20); Trailed by 18 at 59-41 (11:48 in 2nd)
Came back from 15-point deficit for win: 71-70 at Florida (3/7/20); Trailed by 18 at 59-41 (11:48 in 2nd)
Came back from 16-point deficit for win: 71-70 at Florida (3/7/20); Trailed by 18 at 59-41 (11:48 in 2nd)
Came back from 17-point deficit for win: 71-70 at Florida (3/7/20); Trailed by 18 at 59-41 (11:48 in 2nd)
Came back from 18-point deficit for win: 71-70 at Florida (3/7/20); Trailed by 18 at 59-41 (11:48 in 2nd)
Came back from 19-point deficit for win: 73-67 vs. Vanderbilt (2/28/17); Trailed by 19 at 25-6 (8:03 in 1st)
Came back from 20-point deficit for win: 82-79 at Vanderbilt (2/22/97); Trailed by 22 at 40-18 (3:51 in 1st)
Came back from 30-point deficit for win: 99-95 at LSU (2/15/94); Trailed by 31 at 68-37 (15:34 in 2nd)
Came back from 31-point deficit for win: 99-95 at LSU (2/15/94); Trailed by 31 at 68-37 (15:34 in 2nd)

REBOUNDS

Pulled down 50 rebounds: 50 (16-34) vs. WESTERN KENTUCKY, 12/22/21
Pulled down 55 rebounds: 59 (20-39) vs. Arizona State, 11/28/16
Pulled down 60 rebounds: 62 (19-43) vs. Morehead State, 12/16/95

OVERTIME GAMES

Played an overtime game: vs. Saint Peter's, 3/17/22 (L, 85-79 OT)
Won an overtime game: MISSISSIPPI STATE, 1/25/22 (W, 82-74 OT)
Lost an overtime game: vs. Saint Peter's, 3/17/22 (L, 85-79 OT)
Played an SEC overtime game: MISSISSIPPI STATE, 1/25/22 (W, 82-74 OT)
Won an SEC overtime game: MISSISSIPPI STATE, 1/25/22 (W, 82-74 OT)
Lost an SEC overtime game: at Texas A&M, 2/20/16 (L, 79-77 OT)
Played an overtime game in SEC Tournament: vs. Texas A&M, 3/13/16 (W, 82-77 OT)
Won an overtime game in SEC Tournament: vs. Texas A&M, 3/13/16 (W, 82-77 OT)
Played an overtime game in NCAA Tournament: vs. Saint Peter's, 3/17/22 (L, 85-79 OT)
Won an overtime game in NCAA Tournament: vs. St. Bonaventure, 3/16/00 (W, 85-80 2OT)
Lost an overtime game in NCAA Tournament: vs. Saint Peter's, 3/17/22 (L, 85-79 OT)
Played two overtimes: at Mississippi State, 1/2/21 (W, 78-73 2OT)
Played three overtimes: vs. TEMPLE 12/7/57 (W, 85-83)
Played four or more overtimes: Never
Played two consecutive overtime games: 1/6/15 vs. OLE MISS (W, 89-86) and 1/10/15 at Texas A&M (70-64)
Played three consecutive overtime games: Never



THE LAST TIME A UK OPPONENT ...

INDIVIDUALS

SCORING

Scored 25 points: Daryl Banks III (27), vs. Saint Peter's, 3/17/22
Scored 30 points: JD Notae (30), Arkansas, 2/26/22
Scored 35 Points: Bubba Parham (35), VMI, 11/21/18
Scored 40 points: Elston Turner (40), TEXAS A&M, 1/12/13
Scored 45 points: David Robinson (45), Navy, 1/25/87
Scored 50 points: Austin Carr (50), Notre Dame, 12/29/79
Scored 60 points: Pete Maravich (64), LSU, 2/21/70
Scored 65 points: Never
Two players had 20 points: Daryl Banks III (27), Doug Edert (20), vs. Saint Peter's, 3/17/22
Three players had 20 points: R.J. Barrett, Zion Williamson, Cam Reddish, Duke, 11/6/18
Two players had 30 points: Ronnie Henderson (36) and Claren Ceasar (32), LSU, 2/15/94
Five players scored in double figures: LSU, 2/18/20

FIELD GOALS

Made 15 FG in a game: David Robinson (17), NAVY, 1/25/87
Made 16 FG in a game: David Robinson (17), NAVY, 1/25/87
Made 17 FG in a game: David Robinson (17), NAVY, 1/25/87
Made 18 FG in a game: Steve Downing (19), Indiana, 12/11/71
Made 19 FG in a game: Steve Downing (19), Indiana, 12/11/71
Made 20 FG in a game: Johnny Neumann (20), Ole Miss, 1/2/71
Made 21 FG in a game: Austin Carr (21), Notre Dame, 12/29/70
Made 22 FG in a game: Austin Carr (22), Notre Dame, 3/12/70
Made 23 FG in a game: Pete Maravich (23), LSU, 2/21/70
Made 24 FG in a game: Never
Attempted 17 FG in a game: Daryl Banks III (19), vs. Saint Peter's, 3/17/22
Attempted 18 FG in a game: Daryl Banks III (19), vs. Saint Peter's, 3/17/22
Attempted 19 FG in a game: Daryl Banks III (19), vs. Saint Peter's, 3/17/22
Attempted 20 FG in a game: JD Notae (26), Arkansas, 2/26/22
Attempted 25 FG in a game: JD Notae (26), Arkansas, 2/26/22
Attempted 30 FG in a game: Freeman Williams (40), Portland State, 12/16/17
Attempted 35 FG in a game: Freeman Williams (40), PORTLAND STATE, 12/16/77
Attempted 40 FG in a game: Freeman Williams (40), PORTLAND STATE, 12/16/77
Attempted 45 FG in a game: Johnny Neumann (50), Ole Miss, 1/2/71
Attempted 50 FG in a game: Johnny Neumann (50), Ole Miss, 1/2/71
Attempted 53 FG in a game: Pete Maravich (53), LSU, 2/22/69
Attempted 54 FG in a game: Never

3-POINTERS

Made 5 3-pointers in a game: Daryl Banks III (5), vs. Saint Peter's, 3/17/22
Made 6 3-pointers in a game: Keon Ellis (7), ALABAMA, 2/19/22
Made 7 3-pointers in a game: Keon Ellis (7), ALABAMA, 2/19/22
Made 8 3-pointers in a game: Bubba Parham (10), VMI, 11/18/18
Made 9 3-pointers in a game: Bubba Parham (10), VMI, 11/18/18
Made 10 3-pointers in a game: Bubba Parham (10), VMI, 11/18/18
Made 11 3-pointers in a game: Corey Allmond (11), Sam Houston State, 11/19/2009
Made 12 3-pointers in a game: Never
Attempted 10 3-pointers in a game: Darius Days (10), LSU, 2/23/22
Attempted 15 3-pointers in a game: Bubba Parham (16), VMI, 11/18/18
Attempted 16 3-pointers in a game: Bubba Parham (16), VMI, 11/18/18
Attempted 17 3-pointers in a game: Chris Jackson (17), LSU, 2/15/90
Attempted 18 3-pointers in a game: Jeff Boschee (18), Kansas, 3/14/99
Attempted 19 3-pointers in a game: Never

FREE THROWS

Made 10 FT in a game: Xavier Pinson (12), LSU, 2/23/22
Made 11 FT in a game: Xavier Pinson (12), LSU, 2/23/22
Made 12 FT in a game: Xavier Pinson (12), LSU, 2/23/22
Made 13 FT in a game: Samir Doughty (14), Auburn, 2/1/20
Made 14 FT in a game: Samir Doughty (14), Auburn, 2/1/20

Made 15 FT in a game: Brenton Williams (15), South Carolina, 3/1/14
Made 16 FT in a game: Dan Cross (16), FLORIDA, 2/18/95
Made 17 FT in a game: John Mengelt (17), AUBURN, 3/2/70
Made 18 FT in a game: Pete Maravich (18), LSU, 2/21/70
Made 19 FT in a game: Never
Attempted 15 FT in a game: Samir Doughty (15), Auburn, 2/1/20
Attempted 20 FT in a game: Harding McCaleb (25), Louisville, 2/22/1916
Attempted 25 FT in a game: Harding McCaleb (25), Louisville, 2/22/1916
Attempted 26 FT in a game: Never

REBOUNDS

15 Rebs: Dedric Lawson (15), KANSAS, 1/26/19
16 Rebs: Kennedy Meeks (17), North Carolina, 3/26/17
17 Rebs: Kennedy Meeks (17), North Carolina, 3/26/17
18 Rebs: Sean May (19), North Carolina, 12/4/04
19 Rebs: Sean May (19), North Carolina, 12/4/04
20 Rebs: Andrew DeClercq (20), Florida, 1/18/94
25 Rebs: Leon Douglas (25), ALABAMA, 1/20/75
30 Rebs: Kenneth Stanley (30), SOUTHERN CAL, 12/4/61
31 Rebs: Never
Two players had 10 rebounds: Desean Murray (11) and Anfernee McLemore (11), Auburn, 2/14/18
Three players had 10 rebounds: Craig Victor II (12), Tim Quarterman (10), Ben Simmons (10), LSU, 1/5/16

ASSISTS

10 assists: Tonny Trocha-Morelos (10), Texas A&M, 3/4/2017
11 assists: Dwyane Wade (11), Marquette, 3/29/03
12 assists: Edgar Padilla (12), UMass, 3/30/96
13 assists: Billy McCaffrey (14), Vanderbilt, 1/13/93
14 assists: Billy McCaffrey (14), Vanderbilt, 1/13/93
15 assists: Eric Richardson (15), Alabama, 2/4/84
16 assists: Never

BLOCKS

5 blocks: Jamarion Sharp (7), WESTERN KENTUCKY, 12/22/21
6 blocks: Jamarion Sharp (7), WESTERN KENTUCKY, 12/22/21
7 blocks: Jamarion Sharp (7), WESTERN KENTUCKY, 12/22/21
8 blocks: Jarvis Varnado (10), Mississippi State, 1/15/08
9 blocks: Jarvis Varnado (10), Mississippi State, 1/15/08
10 blocks: Jarvis Varnado (10), Mississippi State, 1/15/08
11 blocks: Samaki Walker (11), Louisville, 1/1/95
12 blocks: Never

STEALS

5 steals: Ben Simmons (7), LSU, 3/5/16
6 steals: Ben Simmons (7), LSU, 3/5/16
7 steals: Ben Simmons (7), LSU, 3/5/16
8 steals: Never

TEAM

SCORING

Scored 90 or more points: 118, Duke, 11/6/18 (L, 118-84)
Scored 90 or more points (SEC game): 90, Georgia, 3/4/09 (L, 90-85)
Scored 100 or more points: 118, Duke, 11/6/18 (L, 118-84)
Scored 100 or more points (SEC game): 101, Arkansas, 2/10/93 (L, 101-94)
Scored 110 or more points: 118, Duke, 11/6/18 (L, 118-84)
Scored 110 or more points (SEC game): 110, Vanderbilt, 3/4/67 (L, 110-94)
Scored 120 or more points: 121, North Carolina, 12/27/89 (L, 121-110)
Scored 120 or more points (SEC game): Never
Scored 130 or more points: 150, Kansas, 12/9/89 (L, 150-95)
Scored 140 or more points: 150, Kansas, 12/9/89 (L, 150-95)
Scored 150 or more points: 150, Kansas, 12/9/89 (L, 150-95)
Scored 160 or more points: Never
Scored less than 50 points: 48, HIGH POINT, 12/31/21 (W, 92-48)
Scored less than 50 points (SEC game): 48, SOUTH CAROLINA, 2/5/19 (W, 76-48)
Scored less than 40 points: 39, West Virginia, 3/26/15 (W, 78-39)
Scored less than 40 points (SEC game): 37, MISSOURI, 1/13/15 (W, 86-37)
Scored less than 30 points: 28, MONTANA STATE, 11/23/14 (W, 86-28)
Scored less than 30 points (SEC game): 26, GEORGIA TECH, 1/28/46 (W, 86-37)
Scored less than 20 points: 18, WESTERN ONTARIO, 12/10/49 (W, 90-21)

Scored less than 20 points (SEC game): 18, ALABAMA, 2/10/40 (W, 46-18)
Scored less than 10 points: 9, Tulane, 12/21/34 (W, 39-9)
Scored less than 10 points (SEC game): Never

SHOOTING PERCENTAGES

Shot 70% from the field: Never
Shot 60% from the field: .640 (32-50), Florida, 3/4/07
Shot 50% from the field: .509 (29-57), vs. Saint Peter's, 3/17/22
Shot 30% or less from the field: .281 (18-64) at Alabama, 2/5/22
Shot 20% or less from the field: .197 (12-61), MONTANA STATE, 11/23/14
Shot 10% or less from the field: Never (shooting percentages not recorded prior to 1947)

3-Pointers

Made 10 or more 3-pointers: 11 (11-28), vs. Vanderbilt, 3/11/22
Made 15 or more 3-pointers: 19 (19-38), VMI, 11/18/18
Made 20 or more 3-pointers: Never
Made zero 3-pointers: 0 (0-15), Auburn, 1/19/13
Attempted 30 or more 3-pointers: 40 (14-40), ALABAMA, 2/19/22

FREE THROWS

Shot 90% or better from FT line: 90.5 (19-21), GEORGIA, 1/8/22
Shot 100% from FT Line: 6-6, FLORIDA, 2/12/22
Shot 50% or less from FT line: .385 (5-13), at Texas A&M, 1/19/22
Attempted 40 FT: 44 (33-44), Auburn, 2/1/20
Attempted five or less FT: 4 (2-4), HIGH POINT, 12/31/21
Made 30 FT: 33 (33-44), Auburn, 2/1/20

REBOUNDS

Pulled down 50 rebounds: 54 (17-37), Florida, 2/4/17
Pulled down 20 offensive rebounds: 23, LSU, 2/18/20



RUPP ARENA AT CENTRAL BANK CENTER

Year-by-Year Records		
Season	W-L	Percentage
2022-23	2-0	1.000
2021-22	18-0	1.000
2020-21	5-6	.455
2019-20	16-2	.889
2018-19	17-1	.944
2017-18	16-2	.889
2016-17	15-2	.882
2015-16	17-0	1.000
2014-15	19-0	1.000
2013-14	16-2	.889
2012-13	16-2	.889
2011-12	18-0	1.000
2010-11	15-0	1.000
2009-10	18-0	1.000
2008-09	12-6	.667
2007-08	14-4	.778
2006-07	14-2	.875
2005-06	10-5	.667
2004-05	14-1	.933
2003-04	11-2	.846
2002-03	12-1	.923
2001-02	12-3	.800
2000-01	11-1	.917
1999-2000	14-0	1.000
1998-99	12-1	.923
1997-98	9-3	.750
1996-97	12-1	.923
1995-96	13-0	1.000
1994-95	12-1	.923
1993-94	13-1	.929
1992-93	16-0	1.000
1991-92	15-2	.882
1990-91	13-0	1.000
1989-90	13-2	.867
1988-89	8-6	.571
1987-88	14-2	.875
1986-87	13-2	.867
1985-86	18-0	1.000
1984-85	11-3	.786
1983-84	16-0	1.000
1982-83	14-1	.933
1981-82	15-1	.938
1980-81	15-0	1.000
1979-80	12-3	.800
1978-79	11-4	.733
1977-78	16-0	1.000
1976-77	12-2	.857
Total	635-77	.892
Year Opened: 1976		
First Game: Nov. 27, 1976		
All-Time Record: 635-77 (89.2%)		
Record Under Calipari: 208-17 (92.4%)		
Capacity: 20,500		
Record Crowd: 24,479 (1/20/10)		
Longest Win Streak: 54 (11/9/10-12/1/21)		
Current Win Streak: 21		

Cats Rock at Rupp

The Wildcats are 635-77 (89.2%) in Rupp Arena. Among the most notable marks of dominance as the nation's toughest venue to play include:

- School record 54-game winning streak to begin the John Calipari era
- Kentucky is 345-46 (88.2%) in regular-season SEC games in Rupp
- The Wildcats set a program home record of 19 wins in 2014-15
- UK has gone undefeated at home in six of Calipari's 13 full seasons
- Kentucky has a perfect mark in 14 of Rupp Arena's 46 seasons

600 Wins at Rupp in Record Time

With a victory over Fairleigh Dickinson on Dec. 7, 2019, Kentucky reached the 600-win mark at Rupp Arena faster than any other program in NCAA Division I level history. UK needed just 670 games to reach win No. 600 in Rupp Arena.

It took UCLA, which previously owned the fastest pace to 600 wins, 689 games in Pauley Pavilion. Only one other team, Kansas, achieved win No. 600 in fewer than 700 games at its home venue. The Jayhawks reached the significant win in their 699th game.

Cal Owns Longest Win Streaks in Rupp

With UK's 2011-12 season-opening victory over Marist, UK head coach John Calipari recorded his 34th consecutive win in Rupp Arena as UK's head coach. It broke former UK head coach Rick Pitino's longest streak of 33 games in the venue.

The winning streak reached as long as 54 games. Calipari didn't suffer his first loss in Rupp Arena until losing to Baylor in his fourth season, in 2012-13. The 54-game run, however, was his longest career home winning streak. He also had the second-longest streak in the arena as the Cats won 42 straight from March 4, 2014 to Nov. 25, 2016.

New Chairbacks, Fewer Seats

After receiving a \$16 million upgrade over the 2014-15 and 2015-16 seasons that enhanced the fan experience with the likes of a new Daktronics center-hung scoreboard, ribbons boards, new corner video boards and a new audio system, Rupp Arena is undergoing an additional transformation as a part of UK's new leasing agreement with the Lexington Center.

Chair-back seating in the upper-level sideline was installed in sections 211-217 and 228-234 for the 2019-20 season. Club areas are available to season ticket holders.

The new seating reduced Rupp Arena's capacity to 20,500.

Pack the House

Until reducing capacity for the 2019-20 season, Kentucky had led the nation in average home attendance in 20 of 24 seasons. That number included a Rupp Arena record of 24,110 in John Calipari's first season (2009-10) as head coach and averaging more than 23,000 in seven of Calipari's first 10 seasons.

Kentucky averaged 19,338 in 18 home games in 2021-22.

The Top-Ranked Team at Home

Kentucky has lost just four times at home as the Associated Press top-ranked team in the history of the program and just three times in Rupp Arena. Prior to the losses to Evansville (Nov. 12) and UCLA (Dec. 3, 2016), the other two losses came by just one point.

The Wildcats are 54-3 all-time as the AP No. 1 team in Rupp Arena since its opening in 1976. The first loss was to Auburn, 53-52, on Jan. 9, 1988.

Coach Cal in Rupp Arena

It's been downright difficult to beat Kentucky in Rupp Arena during the John Calipari era. UK is 208-17 (92.4%) in Rupp Arena under Calipari.

- Kentucky is 24-6 (80.0%) vs. Associated Press Top 25 opponents in Rupp in the Calipari era
- UK is 184-11 (94.4%) vs. AP unranked teams in Rupp under Calipari
- The Wildcats are 106-6 (94.6%) at home vs. nonconference foes under Calipari
- Calipari notched his 100th career win in Rupp Arena as Kentucky's coach with the Wildcats' 110-75 rout of Auburn on Feb. 21, 2014. It took Calipari 104 games to reach the century mark, the fastest of any UK coach

Cal Passes Hall for Rupp Record

With a 101-70 victory over Cleveland State on Nov. 23, 2016, John Calipari passed former UK head coach Joe B. Hall for most wins in Rupp Arena. Calipari currently has 208 wins inside the historic venue. Hall won 122.

2022-23 Opponent Breakdown

Howard (Nov. 7)

All-time games in Rupp Arena: 1
UK record in Rupp vs. HU: 1-0
Last time in Rupp Arena: UK, 95-63 (11/7/22)

Duquesne (Nov. 11)

All-time games in Rupp Arena: 3
UK record in Rupp vs. DU: 3-0
Last time in Rupp Arena: UK, 77-52 (11/11/22)

South Carolina State (Nov. 17)

All-time games in Rupp Arena: 0
UK record in Rupp vs. SCSU: 0-0
Last time in Rupp Arena: n/a

North Florida (Nov. 23)

All-time games in Rupp Arena: 1
UK record in Rupp vs. UNF: 1-0
Last time in Rupp Arena: UK, 86-52 (11/26/21)

Bellarmine (Nov. 29)

All-time games in Rupp Arena: 0
UK record in Rupp vs. BU: 0-0
Last time in Rupp Arena: n/a

Yale (Dec. 10)

All-time games in Rupp Arena: 0
UK record in Rupp vs. YU: 0-0
Last time in Rupp Arena: n/a

Florida A&M (Dec. 21)

All-time games in Rupp Arena: 0
UK record in Rupp vs. FAMU: 0-0
Last time in Rupp Arena: n/a

Louisville (Dec. 31)

All-time games in Rupp Arena: 20
UK record in Rupp vs. UL: 16-4
Last time in Rupp Arena: UK, 78-70^{OT} (12/28/19)

LSU (Jan. 3)

All-time games in Rupp Arena: 34
UK record in Rupp vs. LSU: 28-6
Last time in Rupp Arena: UK, 71-66 (2/23/22)

South Carolina (Jan. 10)

All-time games in Rupp Arena: 28
UK record in Rupp vs. USC: 26-2
Last time in Rupp Arena: UK, 92-64 (3/6/21)

Georgia (Jan. 17)

All-time games in Rupp Arena: 42
UK record in Rupp vs. UGA: 38-4
Last time in Rupp Arena: UK, 92-77 (1/8/22)

Texas A&M (Jan. 21)

All-time games in Rupp Arena: 6
UK record in Rupp vs. TAMU: 4-2
Last time in Rupp Arena: UK, 85-74 (1/8/19)

Kansas (Jan. 28)

All-time games in Rupp Arena: 7
UK record in Rupp vs. KU: 5-2
Last time in Rupp Arena: UK, 71-63 (1/26/19)

Florida (Feb. 4)

All-time games in Rupp Arena: 46
UK record in Rupp vs. UF: 37-9
Last time in Rupp Arena: UK, 78-57 (2/12/22)

Arkansas (Feb. 7)

All-time games in Rupp Arena: 17
UK record in Rupp vs. UA: 13-4
Last time in Rupp Arena: UA, 81-80 (2/9/21)

Tennessee (Feb. 18)

All-time games in Rupp Arena: 46
UK record in Rupp vs. UT: 39-7
Last time in Rupp Arena: UK, 107-79 (1/15/22)

Auburn (Feb. 25)

All-time games in Rupp Arena: 32
UK record in Rupp vs. AU: 30-2
Last time in Rupp Arena: UK, 82-80 (2/13/21)

Vanderbilt (March 1)

All-time games in Rupp Arena: 44
UK record in Rupp vs. VU: 42-2
Last time in Rupp Arena: UK, 77-70 (2/2/22)



COACH CALIPARI

Calipari Reaches 800 Career Victories in OT Win over Mississippi State

With Kentucky's overtime win over Mississippi State on Jan. 25, 2022, John Calipari reached 800 on-court wins. At the time he was one of just 22 coaches, regardless of NCAA level of classification, to reach that barrier. Only 14 coaches have done it with at least 10 seasons at the Division I level.

Calipari became the fourth-fastest coach to 800 on-court wins ever at 1,037 games. Only Adolph Rupp (972 games), Roy Williams (1,012 games) and Dean Smith (1,029 games) did it faster. At Kentucky, Calipari owns the second-most wins in program history, trailing only the legendary Adolph Rupp, who led the Wildcats for 41 seasons and spanned 1,066 games.

Although Calipari is still climbing the charts, he is doing it nearly as fast as anyone else in NCAA history. When he and Kentucky defeated Ole Miss on March 5, 2019, Calipari became the fourth-fastest coach to 300 wins (369 games) at one program in NCAA history. Only Bill Self (358 games at Kansas), Claire Bee (359 games at Long Island) and Rupp (366 at UK) got there faster.

Coaching On-Court Win Totals at the Division I Level through Nov. 11:

1. Mike Krzyzewski - 1,199
2. Jim Boeheim - 1,100 (*active*)
-
8. Bob Huggins - 846 (*active*)
9. Cliff Ellis - 821 (*active*)
10. John Calipari - 812 (*active*)

Calipari Ahead of the Pack at Kentucky

Through 13 seasons at Kentucky, John Calipari's time in Lexington has been every bit as successful -- and more -- as fans hoped it would when he agreed to become the head coach at Kentucky in the spring of 2009.

By just about every measure, he is the most successful coach in college basketball during the last decade-plus. Among schools who have been to at least two Elite Eights and a Final Four since 2009-10, Calipari ranks:

- First in NCAA Tournament wins (31)
- First in Final Four appearances (four)
- First in Elite Eight appearances (seven)
- First in Sweet Sixteen appearances (eight)
- Second in league tournament titles (six)
- Third in regular-season conference titles (six)
- Third in NCAA titles (one)

First-Ballot Hall of Famer

Kentucky men's basketball coach John Calipari joined basketball's fraternity of legends in September 2015 after being elected to the Naismith Memorial Basketball Hall of Fame on the first ballot.

Calipari joined an elite group of basketball players and coaches in the Naismith Hall of Fame, considered to be one of the ultimate honors in the sport. The Class of 2015 included Calipari, Dick Bevetta, Wildcat Louie Dampier, Lindsay Gaze, Tom Heinsohn, John Isaacs, Spencer Haywood, Lisa Leslie, Dikembe Mutombo, George Raveling and Jojo White.

Calipari was inducted in Springfield, Massachusetts. Nearly 70 former players joined him on stage during his acceptance speech.

Calipari Receives Jefferson Award

Kentucky men's basketball head coach John Calipari received the Jefferson Award for Outstanding Public Service in Sports by Multiplying Good on Nov. 2. For more than 50 years, Multiplying Good has honored those who put others first. Those receiving the Jefferson Award are empowered to do more, while their stories of extraordinary public service inspire others to action. It is an award that underscores impact.

- Founded over 50 years ago by Jackie Kennedy Onassis, Sen. Bob Taft Jr., and Sam Beard, Multiplying Good is the world's most foremost and highly celebrated organization focused on and honoring public service
- Other recipients of the Jefferson Award include Arthur Ashe, Tom Brokaw, Larry Fitzgerald, Betty Ford, John Glenn, Bob Hope, Steve Jobs, Shaquille O'Neal, General Colin Powell, John D. Rockefeller and Oprah Winfrey
- Calipari is the first men's college basketball coach to receive the honor

Coach Cal Immortalized at UMass, Clarion, Conference USA

John Calipari's Hall of Fame rise began at UMass, and the school honored his program's breakthrough in the 1990s by unveiling a statue of Calipari on the Amherst campus in September 2021. Calipari was one of four icons synonymous with UMass basketball to earn the honor. Calipari's statue was unveiled next to Marcus Camby, Julius Erving and the late Jack Leaman outside the Mullins Center.

At UMass, Calipari led the Minutemen to a 193-71 on-court record in his eight seasons as head coach from 1989-96. His .731 career winning percentage remains the best in school history, and he ranks second all-time at UMass in victories with 193. Calipari led UMass to five straight NCAA Tournament appearances from 1992 to 1996 after UMass had gone to the NAAs only once in the first 81 years of the program. His Minutemen made the Atlantic 10's

first and only Final Four appearance during the 1996 season, during which they went 35-2 overall and spent 10 weeks ranked No. 1 in the nation. Following the 1996 season, Calipari was named National Coach of the Year by the National Association of Basketball Coaches, The Sporting News and Naismith.

Not only did John Calipari have a statue erected in his honor, the court at Clarion -- Calipari's alma mater -- is now named after the Hall of Famer. The court in Tiffin Gymnasium was officially renamed the John V. Calipari Court in September 2021 and will be known as Coach Cal Court.

Like many coaches, Calipari began his career in basketball on the court as a player. He was a star high school basketball player at Moon High School in Western Pennsylvania under another Clarion graduate Joe Sacco. Calipari started his college playing career at UNC Wilmington before transferring to Clarion in 1981, helping the Golden Eagles reach their first NCAA Division II Tournament in program history that year.

In the summer of 2022, Calipari was enshrined into the Conference USA Hall of Fame. Calipari is being honored by the league for his impressive tenure as head men's basketball coach at the University of Memphis, where he coached from the 2000-01 season through 2008-09. Calipari led the Tigers to the 2008 NCAA title game, including 38 wins that season, making him the winningest coach for a single season in NCAA history. As a result, he earned his second Naismith National Coach of the Year honor, becoming only the second coach to earn the honor multiple times since its inception in 1987. He was also C-USA Coach of the Year that season.

Calipari, the 2009 Sports Illustrated National Coach of the Year, led the Tigers to nine straight 20-win campaigns and nine consecutive postseason appearances, the only Memphis coach to do that. He posted 252 on-court wins -- 28.0 wins per season -- as the Tigers' head coach, making him the winningest coach in school history. From 2006-08, the Tigers won 104 games, making Calipari the winningest head coach in NCAA Division I history in a three-year span.

Calipari Named Coach of the Decade

Underscored by more victories than any other coach or program in his first 10 seasons at the helm at Kentucky, more Final Four appearances, a record number of NBA Draft picks, and the 2012 national championship, John Calipari was named the College Basketball Coach of the Decade by Sporting News in January 2020.

In a piece penned by national writer Mike DeCourcy, Sporting News credited Calipari for changing the college basketball landscape. Detailing Calipari's success -- what DeCourcy described as a "college basketball revolution" -- DeCourcy wrote that "no one defined the 2010s in the same way as Calipari ... nor achieved the same degree of consistent success."

In an era where kids can enter the NBA Draft at 19 years old, Calipari masterfully balances the priority of players' long-term professional dreams with individual and team development, leading to on-court success that no other team has matched.

Calipari Unrivaled in Conference

John Calipari has won 16 league regular-season championships (including six Southeastern Conference titles) seven more than the next-closest coach in the SEC (Bruce Pearl has nine). Calipari has won six SEC Tournament championships at Kentucky and owns 15 conference tournament titles in his career, 11 more than his closest competitors (Ben Howland, Kermit Davis and Nate Oats).

Calipari has tallied a 381-120 (76.0%) all-time record within conference play as a head coach and owns a 173-54 (76.2%) record since joining the SEC.

Although he's been publicly outspoken against conference tournaments -- only because he doesn't favor playing three or more games on consecutive days to win the tournament -- his teams have gotten up for them. Calipari's teams at UMass, Memphis and Kentucky have been to 19 conference championship games in his career, winning a remarkable 15 of them. Calipari is 58-14 (80.6%) all-time in conference tournaments, including 24-6 (80.0%) at UK. Calipari ranks third in SEC Tournament wins.

There's No Place Like Home

John Calipari-coached teams have posted an all-time record of 447-49 (90.1%) record at home in his stops at UMass, Memphis and Kentucky. At UK, Coach Cal is 208-17 (92.4%) in Rupp Arena.

In six of Calipari's 13 complete seasons at Kentucky, the Wildcats have posted an undefeated record at home, including a school-record 19-0 mark during the 2014-15 season.

Calipari owns both of UK's longest winning streaks in the arena. He began his career at UK with a 54-game winning streak at Rupp Arena. It was the longest winning streak since the arena opened in 1976. With a win over Georgia on Feb. 9, 2016, he secured the second-longest streak in the storied building at 34 games (which ended at 42).

	Coach	Streak (Yrs)
1.	John Calipari	54 (2010-13)
2.	John Calipari	42 (2014-17)
3.	Rick Pitino	33 (1992-94)
4.	Joe B. Hall	30 (1981-82)
5.	Rick Pitino	27 (1995-97)

Life Away From Home Isn't So Bad Either

As good as John Calipari's team's have been at home, they're pretty good in hostile environments on the road. Dating back to the 2005-06 season, Calipari has recorded a 118-58 (67.0%) record on the road. At neutral-site venues, Kentucky is 81-30 (73.0%) under Calipari.



COACH CALIPARI

- Wooden (95.2%) and is ahead of active coach Krzyzewski (85.8%)
- Calipari is 6-4 vs. the AP top-ranked team in the land, including 3-2 at UK after defeating Michigan State in 2019-20
 - According to ESPN, his 60.0% winning percentage against AP top-ranked teams is the best for any head coach

Dream Maker

As someone who prides himself on helping young men reach their dreams, John Calipari has helped 56 players earn selection in the NBA Draft during his college coaching career, including 45 in his first 13 seasons at UK, more than any other coach.

- Four No. 1 overall selections (Derrick Rose, John Wall, Anthony Davis and Karl-Anthony Towns) during the nine drafts from 2008 to 2016. No other coach has more than three No. 1 picks
- In 2010, five of his UK players were selected in the first round for the first time in NBA history
- His six players in the 2012 and 2015 NBA drafts are the most in the two-round era
- Churned out 45 NBA Draft picks, 34 first-rounders (more than the entire Big Ten during the same time span), three No. 1 selections, seven top-five picks and 22 lottery picks at Kentucky
- Of the 66 full-time scholarship players who have finished their college careers at Kentucky under Calipari (did not transfer or leave the program early), 45 have been selected in the NBA Draft, a 68.2% success rate. Another eight of those made the NBA. This does not include the late Terrence Clarke
- Of the 32 players at UK who have declared for the NBA Draft at the conclusion of their freshman seasons, 29 have been first-round picks. All previous players have played game in the NBA. He is 33 for 36 when including his players from Memphis. This does not include the late Terrence Clarke
- Only coach to produce the top two picks in the same draft (2012, Davis and Michael Kidd-Gilchrist)
- Produced a top-10 pick in 12 straight drafts from 2008-19, the only school to do so during that time period
- Eight of his former players have been named NBA All-Stars (28 total and all since 2010), seven have been tabbed All-NBA (13 times), three were named NBA Rookie of the Year, and 15 players from Calipari's first 12 teams at UK have made the NBA All-Rookie teams. Rose was named NBA MVP in 2011 and Davis won NBA All-Star MVP honors in 2017
- He is the only coach in history to have a former player win each of the following awards: NBA Rookie of the Year, NBA Sixth Man of the Year, NBA Most Improved Player of the Year and MVP

The Success Rate

John Calipari has graduated 100% of the players (25 of 25) who have been eligible to receive their diploma by the end of their senior years and exhausted their athletic eligibility. Of that group, Brad Calipari, current Wildcat Brennan Canada, Zan Payne, Patrick Patterson, Jarrod Polson and Alex Poythress completed their degrees in three years.

In the NCAA's Academic Progress Rate, which measures eligibility, retention and graduation, Kentucky has posted a single-year Academic Progress Rate of 977 or higher in every season under Calipari, including a perfect 1,000 in six of the last seven single-year reports (numbers were not released last year due to the COVID-19 pandemic).

UK's four-year composite score in the most recent report, which was released in May 2020, was a 994 out of 1,000, earning the team an NCAA academic award for the sixth year in a row for finishing in the top 10% of Division I men's basketball programs.

Developing Talent

John Calipari hasn't just signed the best talent in the country while he's been at Kentucky; he's been the best at developing that talent and getting it ready for the next level.

Of the 43 top-25 Rivals.com players Kentucky has signed who did not transfer or leave the program early (and aren't still actively playing at UK), 37 were drafted and 29 were selected in the first round. This note does not include the late Terrence Clarke. But that's only half the story. Calipari's players don't just make it to the pros, they're better prepared than anyone else. The proof is in the numbers.

Entering the 2022-23 NBA season, Calipari's NBA pros had amassed more than \$3.5 billion in career NBA contracts, which doesn't include endorsement deals and overseas contracts. Of his UK players in the NBA, they have more than \$3 billion in career contracts.

There's more: Of UK's 22 lottery picks in the Calipari era, 20 have earned second contracts in the NBA with 12 of them cashing in on max contracts. The two who haven't earned second contracts, have been drafted in the last four years and are still on their rookie deal. Since Calipari's first draft class, 33 lottery selections have earned max contracts in the NBA. Twelve of those players are Kentucky alums. Duke (four), UConn (two), Georgetown (two) and Kansas (two) are the only other programs to have multiple lottery selections earn a max contract.

Double-Digit Win Streaks

John Calipari's teams have posted 19 streaks of 10 or more wins at Kentucky, Memphis and UMass, including six at UK. They have won 15 or more straight games nine times, 20 or more six times, 25 or more five times, and 30 or more once. Of course, the most famous streak was the 38-0 start during the 2014-15 season.

1. 38 Kentucky, 2014-15	6. 24 Kentucky, 2011-12	T10. 14 UMass, 1991-92	T16. 10 Kentucky, 2018-19
2. 27 Memphis, 2008-09	7. 19 Kentucky, 2009-10	T12. 12 Memphis, 2007-08	T16. 10 Kentucky, 2010-11
T3. 26 Memphis, 2007-08	8. 16 UMass, 1994-95	T12. 12 Memphis, 2002-03	T16. 10 Memphis, 2001-02
T3. 26 UMass, 1995-96	9. 15 Memphis, 2005-06	T12. 12 UMass, 1992-93T	16. 10 UMass, 1993-94
5. 25 Memphis, 2006-07	T10. 14 Kentucky, 2016-17	15. 11 Memphis, 2003-04	

Calipari Nearly Perfect vs. Former Assistants

John Calipari has made it known that he doesn't enjoy coaching against friends. That hasn't stopped him from winning anyway. Calipari is 18-1 all-time when coaching against former assistants with a win over Tony Barbee and Central Michigan on Nov. 26, 2021. He suffered his first and only loss to a former assistant against former Memphis assistant Josh Pastner, now the head coach of Georgia Tech, on Dec. 6, 2020.

- Orlando Antigua - 1-0
- Derek Kellogg - 1-0
- Steve Roccaforte - 2-0
- Tony Barbee - 9-0
- Chuck Martin - 2-0
- Bruiser Flint - 2-0
- Josh Pastner - 1-1

Recruiting Trail

The Wildcats have signed more top-25 players under John Calipari's than any other school. Nearly a quarter of all Rivals' top-10 prospects over the past 14 classes have signed with Coach Cal and the Cats. The following list is freshman signees only.

PLAYER (YEAR)	ESPN	RIVALS	247	MCD	JB
Chris Livingston ('22)	12	11	12	Y	Y
Ugonna Onyenso ('22)	35~	35	39		
Adou Thiero ('22)	NR	NR	165		
Cason Wallace ('22)	20	8	8	Y	Y
Daimion Collins ('21)	19	18	13	Y	Y
Bryce Hopkins ('21)	33	38	43	Y	
Shaedon Sharpe ('21)	1~	1~	1~		
TyTy Washington Jr. ('21)	14	14	19	Y	
Devin Askew ('20)	26	33	37	Y	
Brandon Boston Jr. ('20)	7	5	6	Y	Y
Terrence Clarke ('20)	10	8	10	Y	Y
Cam'Ron Fletcher ('20)	61	49	80		
Isaiah Jackson ('20)	34	28	34	Y	
Lance Ware ('20)	46	36	43		
Kareem Watkins ('20)	NR@	NR@	NR@		
Dontaie Allen ('19)	NR	68	98		
Keion Brooks Jr. ('19)	36	29	14	Y	
Brennan Canada ('19)	NR@	NR@	NR@		
Johnny Juzang ('19)	30	34	31		
Tyrese Maxey ('19)	13	10	10	Y	Y
Kahlil Whitney ('19)	12	14	11	Y	Y
Ashton Hagans ('18)	20	13	12		
Tyler Herro ('18)	30	36	38	Y	
Keldon Johnson ('18)	7	15	18	Y	Y
EJ Montgomery ('18)	14	11	6	Y	
Zan Payne ('18)	NR	NR	NR		
Immanuel Quickley ('18)	25	22	19	Y	
Jemari Baker Jr. ('17)	66	82	90		
Hamidou Diallo ('17)	11~	10~	11		
Shai Gilgeous-Alexander ('17)	35	34	20		
Quade Green ('17)	24	22	33	Y	Y
Kevin Knox ('17)	10	10	18	Y	Y
Nick Richards ('17)	17	17	15	Y	Y
Jarrod Vanderbilt ('17)	19	14	12	Y	Y
PJ Washington ('17)	12	15	9	Y	Y
Bam Adebayo ('16)	5	7	12	Y	Y
Brad Calipari ('16)	NR	NR	NR		
De'Aaron Fox ('16)	6	6	6	Y	Y
Wenyen Gabriel ('16)	14	13	14	Y	
Sacha Killeya-Jones ('16)	24	24	25	Y	
Malik Monk ('16)	9	9	10	Y	Y
Tai Wynyard ('16)	NR	NR	NR		
Isaiah Briscoe ('15)	13	10	16	Y	Y
Jonny David ('15)	NR@	NR@	NR@		
Isaac Humphries ('15)	49	NR^	62		
Skal Labissiere ('15)	2	1	2	Y	
Charles Matthews ('15)	42	48	74	Y	
Jamal Murray ('15)	NA^	9	10		
Devin Booker ('14)	18	29	22	Y	Y
Trey Lyles ('14)	6	13	17	Y	Y
Karl-Anthony Towns ('14)	9	5	2	Y	Y
Tyler Ulis ('14)	25	21	20	Y	Y
EJ Floreal ('13)	NR@	NR@	NR@		
Aaron Harrison ('13)	9	7	5	Y	Y
Andrew Harrison ('13)	5	5	3	Y	Y
Dominique Hawkins ('13)	NR	NR	151		
Dakari Johnson ('13)	7	9	8	Y	Y
Marcus Lee ('13)	25	19	14	Y	Y
Julius Randle ('13)	3	2	2	Y	Y
Derek Willis ('13)	NR	115	58		
James Young ('13)	8	11	10	Y	Y
Archie Goodwin ('12)	15	14	18	Y	Y
Willie Cauley-Stein ('12)	40	40	47		
Nerlens Noel ('12)	1	2	1	Y	
Alex Poythress ('12)	13	8	7	Y	Y
Anthony Davis ('11)	1	2	1	Y	Y
Michael Kidd-Gilchrist ('11)	4	3	2	Y	Y
Sam Malone ('11)	NR@	NR@	NR@		
Brian Long ('11)	NR@	NR@	NR@		
Marquis Teague ('11)	8	5	6	Y	Y
Kyle Wiltjer ('11)	19	22	21	Y	Y
Terrence Jones ('10)	9	13	8*	Y	Y
Enes Kanter ('10)	25	3	3*		
Brandon Knight ('10)	4	6	6*	Y	Y
Doron Lamb ('10)	29	21	28*	Y	Y
Jarrod Polson ('10)	NR@	NR@	NR@		
Stacey Poole, Jr. ('10)	51	33	67*		
Eric Bledsoe ('09)	NR	23	37*		
DeMarcus Cousins ('09)	4	2	3*	Y	Y
Jon Hood ('09)	92	40	46*		
Daniel Orton ('09)	13	22	17*	Y	
John Wall ('09)	5	1	2*	Y	
Top-10 Players	24	27	27		
Top-25 Players	49	51	51		
Top-50 Players	62	66	63		
McDonald's All-Americans				40	
Jordan Brand Classic All-Americans					49

* Scout.com ranking | ~ final ranking in the 2023, 2022, 2017 classes before early enrollment | ^ reclassified after final rankings were released @ originally joined team as walk-on



COACH CALIPARI

UK vs. AP Ranked Foes Under Cal

Record: 67-44 (.604)

vs. No. 9 Tennessee (SECT) at No. 18 Arkansas	March 12, 2022 Feb. 26, 2022	L, 69-62 L, 75-73	vs. No. 9 Baylor (NCAAT) vs. No. 16 Indiana (NCAAT)	March 25, 2012 March 23, 2012	W, 82-70 W, 87-71
vs. No. 25 Alabama at No. 16 Tennessee	Feb. 19, 2022 Feb. 15, 2022	W, 90-81 L, 76-63	vs. No. 22 Florida (SECT) at No. 16 Florida	March 10, 2012 March 4, 2012	W, 74-71 W, 74-59
at No. 5 Kansas at No. 2 Auburn	Jan. 29, 2022 Jan. 22, 2022	W, 80-62 L, 80-71	vs. No. 8 FLORIDA vs. No. 4 LOUISVILLE	Feb. 7, 2012 Dec. 31, 2011	W, 78-58 W, 69-62
vs. No. 22 TENNESSEE at No. 21 LSU	Jan. 15, 2022 Jan. 4, 2022	W, 107-79 L, 65-60	vs. No. 5 NORTH CAROLINA vs. No. 12 Kansas (New York)	Dec. 3, 2011 Nov. 15, 2011	W, 73-72 W, 75-65
vs. No. 9 Duke at No. 19 Tennessee	Nov. 9, 2021 Feb. 20, 2021	L, 79-71 W, 70-55	vs. No. 9 UConn (NCAAT) vs. No. 7 N. Carolina (NCAAT)	April 2, 2011 March 27, 2011	L, 56-55 W, 76-69
vs. No. 11 TENNESSEE at No. 18 Missouri	Feb. 6, 2021 Feb. 3, 2021	L, 82-71 L, 75-70	vs. No. 1 Ohio State (NCAAT) vs. No. 22 W. Virginia (NCAAT)	March 25, 2011 March 19, 2011	W, 62-60 W, 71-63
at No. 9 Alabama vs. No. 22 N. Carolina (Cleveland)	Jan. 26, 2021 Dec. 19, 2020	L, 70-59 W, 75-63	vs. No. 12 Florida (SECT) vs. No. 13 VANDERBILT	March 13, 2011 March 1, 2011	W, 70-54 W, 68-66
vs. No. 7 Kansas (Indianapolis) vs. No. 15 AUBURN	Dec. 1, 2020 Feb. 29, 2020	L, 65-62 W, 73-66	vs. No. 13 FLORIDA at No. 21 Vanderbilt	Feb. 26, 2011 Feb. 12, 2011	W, 76-68 L, 81-77
at No. 17 Auburn at No. 18 Texas Tech	Feb. 1, 2020 Jan. 25, 2020	L, 75-66 W, 78-76 ^{OT}	at No. 22 Louisville vs. No. 23 Notre Dame (Louisville)	Dec. 31, 2010 Dec. 8, 2010	W, 78-63 W, 72-58
vs. No. 3 LOUISVILLE vs. No. 5 Ohio State (Las Vegas)	Dec. 28, 2019 Dec. 21, 2019	W, 78-70 ^{OT} L, 71-65	vs. No. 13 Washington (Maui) vs. No. 6 West Virginia (NCAAT)	Nov. 23, 2010 March 27, 2010	W, 74-67 W, 73-66
vs. No. 1 Mich. State (New York) vs. No. 14 Auburn (NCAAT)	Nov. 5, 2019 March 31, 2019	W, 69-62 L, 77-71 ^{OT}	vs. No. 15 Tennessee at No. 19 Tennessee	March 13, 2010 Feb. 27, 2010	W, 74-45 L, 74-65
vs. No. 11 Houston (NCAAT) vs. No. 19 Wofford (NCAAT)	March 29, 2019 March 23, 2019	W, 62-58 W, 62-56	at No. 17 Vanderbilt vs. No. 21 TENNESSEE	Feb. 20, 2010 Feb. 13, 2010	W, 58-56 W, 73-62
vs. No. 8 Tennessee (SECT) at No. 7 Tennessee	March 16, 2019 March 2, 2019	L, 82-78 L, 71-52	vs. No. 25 OLE MISS vs. No. 21 VANDERBILT	Feb. 2, 2010 Jan. 30, 2010	W, 85-75 W, 85-72
vs. No. 1 TENNESSEE vs. No. 19 LSU	Feb. 16, 2019 Feb. 13, 2019	W, 86-69 L, 73-71	vs. No. 14 UConn (New York) vs. No. 10 NORTH CAROLINA	Dec. 9, 2009 Dec. 5, 2009	W, 64-61 W, 68-66
vs. No. 9 KANSAS vs. No. 22 MISSISSIPPI STATE	Jan. 26, 2019 Jan. 22, 2019	W, 71-63 W, 76-55			
at No. 14 Auburn vs. No. 9 N. Carolina (Chicago)	Jan. 19, 2019 Dec. 22, 2018	W, 82-80 W, 80-72			
vs. No. 4 Duke (Indianapolis) vs. No. 13 Tennessee (SECT)	Nov. 6, 2018 March 11, 2018	L, 118-84 W, 77-72			
at No. 10 Auburn vs. No. 15 TENNESSEE	Feb. 14, 2018 Feb. 6, 2018	L, 76-66 L, 61-59			
at No. 7 West Virginia at No. 23 Tennessee	Jan. 27, 2018 Jan. 6, 2018	W, 83-76 L, 76-65			
vs. No. 4 Kansas (Chicago) vs. No. 6 N. Carolina (NCAAT)	Nov. 14, 2017 March 26, 2017	L, 65-61 L, 75-73			
vs. No. 8 UCLA (NCAAT) vs. No. 19 Wichita State (NCAAT)	March 24, 2017 March 19, 2017	W, 86-75 W, 65-62			
vs. No. 13 FLORIDA at No. 24 Florida	Feb. 25, 2017 Feb. 4, 2017	W, 76-66 L, 88-66			
vs. No. 2 KANSAS vs. No. 24 SOUTH CAROLINA	Jan. 28, 2017 Jan. 21, 2017	L, 79-73 W, 85-69			
at No. 10 Louisville vs. No. 7 N. Carolina (Las Vegas)	Dec. 21, 2016 Dec. 17, 2016	L, 73-70 W, 103-100			
vs. No. 11 UCLA vs. No. 13 Mich. State (New York)	Dec. 3, 2016 Nov. 15, 2016	L, 97-92 W, 69-48			
vs. No. 14 Indiana (NCAAT) vs. No. 17 Texas A&M (SECT)	March 19, 2016 March 13, 2016	L, 73-67 W, 82-77			
at No. 4 Kansas vs. No. 16 LOUISVILLE	Jan. 30, 2016 Dec. 27, 2015	L, 90-84 W, 75-73			
vs. No. 5 Duke (Chicago) vs. No. 3 Wisconsin (NCAAT)	Nov. 17, 2015 April 4, 2015	W, 74-63 L, 71-64			
vs. No. 8 Notre Dame (NCAAT) vs. No. 20 W. Virginia (NCAAT)	March 28, 2015 March 26, 2015	W, 68-66 W, 78-39			
vs. No. 21 Arkansas (SECT) vs. No. 18 ARKANSAS	March 15, 2015 Feb. 28, 2015	W, 78-63 W, 84-67			
at No. 4 Louisville vs. No. 21 NORTH CAROLINA	Dec. 27, 2014 Dec. 13, 2014	W, 58-50 W, 84-70			
vs. No. 6 TEXAS vs. No. 5 Kansas (Indianapolis)	Dec. 5, 2014 Nov. 18, 2014	W, 63-51 W, 72-40			
vs. No. 18 UConn (NCAAT) vs. No. 12 Wisconsin (NCAAT)	April 7, 2014 April 5, 2014	L, 60-54 W, 74-73			
vs. No. 7 Michigan (NCAAT) vs. No. 5 Louisville (NCAAT)	March 30, 2014 March 28, 2014	W, 75-72 W, 74-69			
vs. No. 2 Wichita State (NCAAT) vs. No. 1 Florida (SECT)	March 23, 2014 March 16, 2014	W, 78-76 L, 61-60			
at No. 1 Florida vs. No. 3 FLORIDA	March 8, 2014 Feb. 15, 2014	L, 84-65 L, 69-59			
vs. No. 4 LOUISVILLE at No. 18 North Carolina	Dec. 28, 2013 Dec. 14, 2013	W, 73-66 L, 82-77			
vs. No. 20 Baylor (Dallas) vs. No. 2 Mich. State (Chicago)	Dec. 6, 2013 Nov. 12, 2013	L, 67-62 W, 78-74			
vs. No. 11 FLORIDA at No. 7 Florida	March 9, 2013 Feb. 12, 2013	W, 61-57 L, 69-52			
at No. 16 Ole Miss at No. 4 Louisville	Jan. 29, 2013 Dec. 29, 2012	W, 87-74 L, 80-77			
vs. No. 9 Duke (Atlanta) vs. No. 6 Kansas (NCAAT)	Nov. 13, 2012 April 2, 2012	L, 75-68 W, 67-59			
vs. No. 17 Louisville (NCAAT)	March 31, 2012	W, 69-61			

Calipari's Record at Kentucky ...

vs. No. 1	3-2	vs. Top 25	67-44
vs. Top 3	5-7	Home	24-6
vs. Top 5	13-12	Away	10-19
vs. Top 10	26-25	Neutral	33-19
vs. Top 15	41-30	SEC Tourney	6-3
vs. Top 20	54-39	NCAA Tourney	17-7

#LaFamilia NBA Awards

NBA Player of the Year Derrick Rose 2011	NBA All-Star Team Devin Booker 2022 Karl-Anthony Towns 2022 Devin Booker 2021 Anthony Davis 2021 Julius Randle 2021 Bam Adebayo 2020 Devin Booker 2020 Anthony Davis 2020 Anthony Davis 2019 Karl-Anthony Towns 2019 DeMarcus Cousins 2018 Anthony Davis 2018 Karl-Anthony Towns 2018 John Wall 2018 DeMarcus Cousins 2017 Anthony Davis 2017 John Wall 2017
NBA Rookie of the Year Karl-Anthony Towns 2016 Tyreke Evans 2010 Derrick Rose 2009	NBA Defensive Player of the Year Marcus Camby 2007
NBA Most Improved Player of the Year Julius Randle 2021	NBA Sixth Man of the Year Tyler Herro 2022
NBA Cares Community Assist Award Devin Booker 2021 D. Cousins (offseason) 2017 John Wall 2016	All-NBA Team Devin Booker (1st) 2022 Karl-Anthony Towns (3rd) 2022 Julius Randle (2nd) 2021 Anthony Davis (1st) 2020 Anthony Davis (1st) 2018 Karl-Anthony Towns (3rd) 2018 Anthony Davis (1st) 2017 John Wall (3rd) 2017 DeMarcus Cousins (2nd) 2016 Anthony Davis (1st) 2015 DeMarcus Cousins (2nd) 2015 Derrick Rose (1st) 2012 Derrick Rose (1st) 2011
All-NBA Rookie Team Immanuel Quickley (2nd) 2021 Tyler Herro (2nd) 2020 PJ Washington (2nd) 2020 S. Gilgeous-Alexander (2nd) 2019 Jamal Murray (2nd) 2017 Karl-Anthony Towns (1st) 2016 Devin Booker (1st) 2016 Willie Cauley-Stein (2nd) 2016 Nerlens Noel (1st) 2015 Anthony Davis (1st) 2013 M. Kidd-Gilchrist (2nd) 2013 Brandon Knight (1st) 2012 DeMarcus Cousins (1st) 2011 John Wall (1st) 2011 Eric Bledsoe (2nd) 2011 Tyreke Evans (1st) 2010 Derrick Rose (1st) 2010 Marcus Camby (1st) 1997	All-Star Game MVP Anthony Davis 2017
All-NBA Defensive Team Bam Adebayo (2nd) 2022 Bam Adebayo (2nd) 2021 Bam Adebayo (2nd) 2020 Anthony Davis (1st) 2020 Eric Bledsoe (2nd) 2020 Eric Bledsoe (1st) 2019 Anthony Davis (1st) 2018 Anthony Davis (2nd) 2017 Anthony Davis (2nd) 2015 John Wall (2nd) 2015 Marcus Camby (1st) 2008 Marcus Camby (1st) 2007 Marcus Camby (2nd) 2006 Marcus Camby (2nd) 2005	Rising Stars Challenge MVP Jamal Murray 2017 John Wall 2011 Tyreke Evans 2010
	Slam Dunk Contest Winner Hamidou Diallo 2019 John Wall 2014
	3-Point Contest Winner Karl-Anthony Towns 2022 Devin Booker 2018
	Skills Challenge Winner Bam Adebayo 2020 Karl-Anthony Towns 2016 Derrick Rose 2009



CATS IN THE NBA



BAM ADEBAYO (Miami Heat)

- Named an NBA All-Star in 2020 and is a three-time selection to the All-NBA Defensive Second Team
- In his sixth season with the Miami Heat



DEVIN BOOKER (Phoenix Suns)

- First-team selection to the All-NBA Team in 2022 and a three-time NBA All-Star
- In his eighth season with the Phoenix Suns



BRANDON BOSTON JR. (LA Clippers)

- Second-round pick in the 2021 draft and traded to the Clippers
- Appeared in 51 games during his rookie season and averaged 6.7 points per game



ANTHONY DAVIS (LA Lakers)

- NBA Champion in 2020, four-time All-NBA selection, eight-time NBA All-Star and All-Star MVP in 2017
- In his 11th season in the NBA and the fourth with the Lakers



HAMIDOU DIALLO (Detroit Pistons)

- Seen action in more than 200 games as a pro, and averaged a career-best 11.9 ppg in 2021
- In his sixth NBA season and the third with the Pistons



DE'AARON FOX (Sacramento Kings)

- Averaged a career-best 25.2 points per game in 2020-21
- In his sixth season with the Sacramento Kings



WENYEN GABRIEL (LA Lakers)

- Undrafted player who has seen action in five NBA seasons, averaging 6.7 ppg in 2021-22
- In his second season with the Lakers



SHAI GILGEIOUS-ALEXANDER (OKC Thunder)

- In his fifth NBA season and fourth with the Thunder and averaged a career-high 24.5 ppg in 2022
- Was named the Western Conference's Player of the Week on Oct. 31



TYLER HERRO (Miami Heat)

- Claimed NBA Sixth Man of the Year honors in 2022, leading the league with 20.7 ppg off the bench
- In his fourth season with the Miami Heat, and signed a four-year \$130 extension in October



ISAIAH JACKSON (Indianapolis Pacers)

- Drafted 22nd overall by Indianapolis in 2021
- Averaged 8.3 points and 1.4 blocks per game in 36 games as a rookie



KELDON JOHNSON (San Antonio Spurs)

- Signed a four-year, \$80 million extension with San Antonio in August
- Started 74 games and averaged a career-high 17.4 ppg in 2021-22



KEVIN KNOX II (Detroit Pistons)

- Ninth overall pick in the 2018 NBA Draft and is in his fifth season and first with the Pistons
- Signed a two-year deal with Detroit as a free-agent in the summer of 2022



TREY LYLES (Sacramento Kings)

- In his eighth season and second with the Kings after being selected 12th overall in 2015
- Averaged a career-high 10.6 points and 5.6 rebounds a game in 2021-22



TYRESE MAXEY (Philadelphia 76ers)

- In his third season with the 76ers after being drafted 21st overall in 2020
- Averaged 17.5 points, 4.3 assists and 3.2 boards while making 74 starts in 2021-22



MALIK MONK (Sacramento Kings)

- Signed with the Kings in the offseason, and is playing in his sixth NBA season
- Posted career-best averages of 13.8 points, 3.4 boards and 2.9 assists with the Lakers in 2021-22



JAMAL MURRAY (Denver Nuggets)

- Returned to action for the Nuggets after missing the entire 2021-22 season following an ACL injury
- Has averaged at least 16.7 points per game in each of his last four seasons played



NERLENS NOEL (Detroit Pistons)

- Signed with Detroit as a free agent in the offseason
- Playing in his ninth NBA season after being drafted sixth overall in 2013



IMMANUEL QUICKLEY (New York Knicks)

- Entering his third NBA season with the Knicks after being selected 25th in 2020
- Has averaged at least 11.3 points per game in each of his first two seasons



JULIUS RANDLE (New York Knicks)

- The 2021 NBA Most Improved Player, is a one-time NBA All-Star and All-NBA Second Team pick
- In his ninth season and fourth with the Knicks



NICK RICHARDS (Charlotte Hornets)

- Has seen action in more than 70 career games entering his third NBA season
- Seven games into the season, he has already set single-game highs for points, rebounds and FGs



OLIVIER SARR (Portland Trail Blazers)

- Signed with the Blazers in the offseason as a free agent
- Appeared in 22 games during his rookie season with OKC and averaged 7.0 points per game



SHAEDON SHARPE (Portland Trail Blazers)

- Drafted seventh overall by the Blazers in the 2022 NBA Draft
- Made his first career start on Oct. 28 against Houston



KARL-ANTHONY TOWNS (Minnesota Timberwolves)

- Unanimous pick as NBA Rookie of the Year in 2016, entering his eighth season with the Wolves
- Three-time NBA All-Star and two-time All-NBA Third Team selection



JARRED VANDERBILT (Utah Jazz)

- Selected 41st overall in 2018, entering his sixth season and first with the Jazz
- Averaged career highs in points (6.9) and rebounds (8.4) last year with the Timberwolves



JOHN WALL (LA Clippers)

- Kentucky's first No. 1 overall selection is in his 12th NBA season and first with the Clippers
- Five-time NBA All-Star and an All-NBA Third Team selection in 2017



PJ WASHINGTON JR. (Charlotte Hornets)

- In his fourth season with Charlotte after being picked 12th overall in 2019
- Has averaged double-digit scoring in all three seasons of his career



TYTY WASHINGTON JR. (Houston Rockets)

- Taken 29th overall by the Grizzlies and traded to Houston during the 2022 NBA Draft
- Was an All-SEC Second Team selection who averaged 12.5 points per game with UK in 2021-22

Player Spotlight



De'Aaron Fox ranks second in the NBA in effective field-goal percentage among players averaging 25 or more points per game this season.

Fox drained a game-winning 3-pointer to defeat Orlando on Nov. 5 and led the scoring with 37 points. He's averaging 25.9 points, 5.2 boards and 5.8 assists per game for the Kings thus far.

He was a first-team All-Southeastern Conference selection and the SEC Tournament MVP in 2016-17 and led Kentucky to an Elite Eight appearance. Fox was drafted fifth overall by the Kings in 2017.

Scan for updated stats, news and more on each player ...



COACH CALIPARI

A “players-first” coach with a penchant for helping people reach their dreams, John Calipari, a Naismith Memorial Basketball Hall of Famer, has guided six teams to the Final Four, led one to a national championship and helped 54 players earn selection in the NBA Draft during his 30-year college coaching career.

Calipari guided Kentucky to its eighth national championship and his first national title in 2012. In becoming only the second coach in NCAA history to lead three different schools to the Final Four, he has racked up more than 800 on-court victories, 21 NCAA Tournament on-court appearances, six Final Fours and numerous national coach of the year honors.

From UMass to Memphis and now Kentucky, Calipari’s career has been successful throughout, but his most recent run in Lexington has been the best stretch of his career. During Calipari’s first 13 seasons at UK, he has led all coaches in NCAA Tournament wins (31), Final Fours (four), Elite Eights (seven) and Sweet 16s (eight).

In 2015, Coach Cal led college basketball’s first ever 38-0 team, and became one of just three coaches to make four Final Fours in a five-year span. At the end of the season, Calipari became the 96th coach to join the Naismith Memorial Basketball Hall of Fame.

While building a program out of obscurity at UMass, laying the foundation at Memphis and restoring luster at the sport’s greatest program at Kentucky, he totaled the second-most wins in NCAA history in the first 20 years of a college coaching career.

Quite honestly, though, Calipari’s on-court success overshadows a much more significant picture.

In his goal to lead a players-first program, he has helped more than 50 young men realize their dreams and reach the NBA level with 56 players earning NBA Draft selections, including a record five first-round draft picks in 2010. Two years later, six Wildcats heard their names called at the 2012 draft, the most in the two-round draft era. UK, with Calipari’s help, would tie those six picks again in 2015, including a record-tying four lottery selections. His four No. 1 overall picks are more than any other coach, and he has had 45 players drafted during his first 13 years at Kentucky, including 34 first-round picks.

Calipari’s players have entered the league NBA-ready. His players have garnered 28 All-Star selections -- all since 2010 -- with Anthony Davis winning the game’s MVP honor in 2017. Derrick Rose was named NBA MVP in 2011. Six of his players have been tabbed All-NBA (11 times), three have been named NBA Rookie of the Year and 15 players from Calipari’s first 12 teams at Kentucky have made the NBA All-Rookie teams. He is the only coach in history to have a player win each of the NBA’s major honors: MVP, Rookie of the Year, Most Improved Player and Sixth Man of the Year.

Much like he did at UMass, where his players graduated at nearly 80%, Calipari has stressed academics. Seventeen of his last 20 seniors at Memphis earned their bachelor’s degrees, and all 23 players at UK who were eligible to graduate by the end of their senior years walked away with a diploma in hand, including five players who earned their degree in just three years. Calipari’s teams routinely have posted a combined team grade-point average of 3.0 or better.

Calipari has raised millions of dollars to help the lives of those in need in the Commonwealth and beyond. He has had a particular passion to assist those impacted by natural disasters. For instance, in 2010, he used a telethon to raise more than \$1 million for victims of the devastating earthquake in Haiti. He followed that up with telethons in 2012, raising \$1 million for victims of Superstorm Sandy, in 2017 for victims of Hurricane Harvey, played a leading role in the “Kentucky United” efforts that generated more than \$5 million for victims of devastating tornadoes in Western Kentucky in 2021, and raised nearly \$4 million with the Kentucky Flood Relief Telethon and open practice at Rupp Arena in 2022.

Calipari launched his foundation in 2012, and since then the foundation has worked with several key partners and donated more than \$1.5 million, a figure that does not include matching funds that have been contributed from individuals and corporations. In 2013, Calipari initiated hosting an annual alumni weekend around his basketball fantasy experience with the intent to raise money for charity. After generating \$350,000 for selected organizations and charities during the inaugural game, the weekend has generated millions of dollars for charity since its inception.

In 2019, when federal workers were without pay due to a government shutdown, he, his wife and his foundation assisted workers with financial help and grocery gift cards. He and his wife, Ellen, teamed up with Fayette County Public Schools to help families in need during the COVID-19 pandemic.

His latest efforts include spearheading the creation of the John McLendon Minority Leadership Initiative, a nationwide coach-driven initiative to provide minorities a jump-start to their careers through practical experiences, opportunities to build their network and instilling the values of John McLendon: integrity, education, leadership and mentorship. Participants in the initiative will be known as MLI Future Leaders.

In 2017, Coach Cal was named the head coach of the 2017 USA Basketball Men’s U19 World Cup Team, which finished third at the 2017 FIBA U19 World Cup in Cairo.

Author of five books, including the New York Times Best Seller “Players First: Coaching from the Inside Out,” Calipari is a master of communication and maximizing talent. He lives by the motto that “it’s never a matter of how far you have fallen, but instead it’s about how high you bounce back.”



BIOGRAPHICAL INFORMATION

Date of Birth: Feb. 10, 1959 | **Wife:** Ellen
Children: Erin, Megan, Brad

Education

Clarion State (1982)

Head Coaching Experience

University of Massachusetts (1989-96)

New Jersey Nets (NBA) (1997-99)

University of Memphis (2001-09)

University of Kentucky (2010-present)

COACHING AWARDS

- 2022 Jefferson Award
- 2022 Conference USA Hall of Fame
- 2021 NABC Guardians of the Game Pillar Award - Inclusion
- NABC District 20 Coach of the Year
- USBWA District IV Coach of the Year
- 2020 SEC Coach of the Year (Coaches)
- 2019 *The Sporting News* Coach of the Decade
- 2018 Naismith Hall of Fame 'Service Above Self' Honoree
- 2018 NABC Metropolitan Award
- 2015 Naismith Memorial Basketball Hall of Fame Inductee
- 2015 AP National Coach of the Year
- 2015 Naismith National Coach of the Year
- 2015 NABC National Coach of the Year
- 2015 The Sporting News National Coach of the Year
- 2015 Adolph Rupp National Coach of the Year
- 2015 SEC Coach of the Year (AP/Coaches)
- 2015 USBWA District IV Coach of the Year
- 2012 Nell & John Wooden Coach of the Year Leadership Award
- 2012 Naismith National Coach of the Year Finalist
- 2012 SEC Coach of the Year (AP/Coaches)
- 2010 Adolph Rupp National Coach of the Year
- 2010 Naismith National Coach of the Year Finalist
- 2010 SEC Coach of the Year (AP)
- 2010 *Sporting News* SEC Coach of the Year
- 2010 Yahoo! Sports SEC Coach of the Year
- 2010 USBWA District IV Coach of the Year
- 2009 NABC National Co-Coach of the Year
- 2009 *Sports Illustrated* National Coach of the Year
- 2009 Phelan National Coach of the Year
- 2009 Iba National Coach of the Year Finalist
- 2009 C-USA Coach of the Year
- 2008 Naismith National Coach of the Year
- 2008 C-USA Coach of the Year
- 2008 Iba National Coach of the Year Finalist
- 2008 Phelan National Coach of the Year Finalist
- 2007 Phelan National Coach of the Year Finalist
- 2007 USBWA District IV Coach of the Year
- 2007 *Basketball Times* South Region Coach of the Year
- 2006 C-USA Coach of the Year
- 2004 NABC District 7 Coach of the Year
- 1996 Naismith National Coach of the Year
- 1996 NABC National Coach of the Year
- 1996 *The Sporting News* National Coach of the Year
- 1996 Atlantic 10 Coach of the Year
- 1995 Naismith National Coach of the Year Finalist
- 1994 Naismith National Coach of the Year Finalist
- 1994 Atlantic 10 Coach of the Year
- 1993 USBWA District I Coach of the Year
- 1993 Atlantic 10 Coach of the Year



COACH CALIPARI

NCAA DIVISION I ACTIVE WINNINGEST COACHES

(On-court by percentage - min. 10 yrs. at Division I level entering the 2022-23 season)

NO.	COACH/TEAM	YRS.	PCT.
1.	Mark Few	23	.836
2.	John Calipari	30	.771
3.	Bill Self	29	.769
4.	Thad Matta	17	.740
5.	Rick Pitino	34	.739

SINCE 2005-06 ...

Since the 2005-06 season, John Calipari's on-court record ranks him as one of the winningest coaches. Totals through Nov. 13.

	COACH	RECORD
1.	Bill Self	511-108
2.	John Calipari	504-115
3.	Mark Few	501-92
4.	Mike Krzyzewski	481-122
5.	Jay Wright	443-142

MISCELLANEOUS ON-COURT RECORDS

Overall On-Court Record:812-241 (.771)
March/April Record:167-55 (.752)
NCAAT Record:56-20 (.737)
Record in Conference Games:381-120 (.760)
Record in Conference Tournament:58-14 (.806)

- Calipari owns the NCAA's most single-season wins with 38, tying his own record (Memphis in '08 and UK in '12) in 2015 with 38 wins. He owns the most single-season wins at UMass, Memphis and UK
- Calipari is the winningest coach in NCAA Division I history for a five-year span with 173 victories (2008-12)
- Calipari is the first coach in NCAA Division I history to record five straight on-court 30-win seasons. Memphis hit the 30-win plateau from 2006-09
- Calipari is one of only two coaches (Rick Pitino) to lead three different schools to a Final Four
- Calipari is one of only three coaches (John Wooden, Mike Krzyzewski) to go to four Final Fours in five seasons
- Calipari has advanced to the Sweet Sixteen in 12 of the last 16 NCAA Tournaments and the Elite Eight in 10 of the last 16
- Calipari started with a 54-0 record in Rupp Arena as head coach of the Wildcats
- Calipari has helped 43 players earn selection in the NBA Draft (32 first-round picks) over the last 12 seasons
- Calipari has more wins (327) in a 10-year period (2006-15) than any other coach in college basketball history
- Calipari is the fourth-fastest NCAA Division I men's basketball coach to reach 300 victories at a single school
- Calipari's 31 combined regular season and tournament league titles trail only Mark Few (39) of Gonzaga for the most among active coaches
- Calipari is the fourth-fastest coach to 800 on-court wins, behind Adolph Rupp, Roy Williams and Dean Smith
- Calipari has the second-most wins in school history, behind only Adolph Rupp
- Calipari's 31 NCAA Tournament wins are the most in school history. Rupp had 30

CAL IN CONFERENCE

SEC COACHES	CONFERENCE CHAMPIONSHIPS	Tournament Championships	NCAA Tournament Appearances
Nate Oats, Alabama	4	4	5
Eric Musselman, Arkansas	3	1	5
Bruce Pearl, Auburn	8	3	20
Todd Golden, Florida	0	0	1
Mike White, Georgia	3	0	4
John Calipari, Kentucky	16	15	21
Matt McMahon, LSU	4	3	3
Dennis Gates, Missouri	2	2	1
Kermit Davis, Ole Miss	5	4	6
Chris Jans, Mississippi State	4	3	3
Lamont Paris, South Carolina	1	1	1
Rick Barnes, Tennessee	4	2	26
Buzz Williams, Texas A&M	1	0	8
Jerry Stackhouse, Vanderbilt	0	0	0
TOTALS	55	38	104

CALIPARI VS. ALL OPPONENTS

Abilene Christian1-0	Furman1-0	Mount St. Mary's2-0	Southwest Texas St.1-0
Alabama19-6	George Mason1-0	Murray State1-0	St. Bonaventure17-1
Albany2-0	George Washington8-9	Nevada1-0	St. John's1-0
Arizona1-1	Georgetown2-1	New Hampshire5-0	St. Joseph's15-5
Arizona State2-1	Georgia20-3	New Mexico1-0	St. Mary's1-0
Arkansas13-8	Georgia Tech2-2	New Orleans1-0	St. Peter's1-0
Arkansas-Little Rock3-0	Gonzaga4-0	NJIT1-0	Stanford3-2
Arkansas-Pine Bluff1-0	Grand Canyon1-0	North Carolina8-4	Stephen F. Austin1-0
Arkansas State4-0	Hampton1-0	North Carolina State1-0	Stony Brook1-0
Auburn13-6	Hartford2-0	North Dakota1-0	Syracuse3-2
Austin Peay6-1	Harvard2-0	North Florida1-0	TCU7-1
Baylor1-2	High Point1-0	North Texas1-0	Temple13-11
Belmont2-0	Hofstra1-0	Northeastern3-1	Tennessee19-15
Boise State1-0	Holy Cross4-1	Northern Kentucky2-0	Tennessee State1-0
Boston7-1	Houston17-3	Northwestern State1-0	Tennessee Tech1-0
Boston College2-0	Howard2-0	Notre Dame2-3	Texas2-2
Bradley1-0	Illinois1-1	Oakland1-0	Texas A&M11-3
Bucknell1-0	Illinois State1-0	Ohio1-0	Texas Tech1-0
Buffalo3-0	Indiana3-2	Ohio State1-3	Towson State1-0
BYU1-0	Iowa0-1	Oklahoma5-1	Troy1-0
Cal State Northridge1-0	Iowa State2-0	Oklahoma State0-2	Tulane16-0
Canisius1-0	Jackson State2-0	Old Dominion2-0	Tulsa11-1
Central Conn. St.2-0	Kansas5-7	Ole Miss17-5	UAB15-3
Central Michigan1-0	Kansas State2-1	Oral Roberts1-0	UCF5-0
Charlotte2-3	Keene State1-0	Oregon State1-0	UCLA4-4
Chattanooga2-0	Kentucky2-4	Pennsylvania3-0	UIC1-0
Christian Brothers2-0	La Salle3-0	Penn State4-4	UNC Asheville2-0
Cincinnati6-7	Lafayette (Pa.)1-0	Pepperdine1-0	UNC Greensboro2-0
Cleveland State4-0	Lamar5-0	Pittsburgh2-1	UNC Wilmington1-0
Coastal Carolina1-0	LIU-Brooklyn1-0	Portland3-0	USF10-1
Colorado1-1	Lipscomb1-0	Princeton2-0	Utah2-2
Colorado State0-1	Long Beach State1-0	Providence3-1	Utah Valley2-0
Columbia1-0	Louisiana Tech1-1	Purdue2-1	UTEP5-0
Connecticut2-5	Louisville17-8	Radford1-0	UT Arlington3-0
Coppin State1-0	Loyola1-0	Rhode Island16-2	UT Martin5-0
Cornell1-0	Lowell2-1	Rice4-0	Valparaiso1-0
Dartmouth1-0	LSU14-4	Richmond1-1	Vanderbilt24-4
Davidson1-0	Manhattan2-0	Rider1-0	Vermont3-0
Dayton1-0	Marist2-0	Robert Morris2-1	Villanova2-0
DePaul4-2	Marquette3-1	Rutgers11-4	Virginia0-1
Detroit1-0	Marshall6-0	Saint Louis4-3	Virginia Tech3-0
Drexel2-0	Maryland5-3	Saint Peter's0-1	VMI1-0
Duke1-4	Massachusetts1-0	Sam Houston State1-0	Wake Forest2-1
Duquesne13-4	Memphis1-0	Samford3-0	Washington1-0
East Carolina7-0	Miami (Fla.)0-1	Santa Clara1-0	West Virginia13-7
East Tennessee State4-0	Miami (Ohio)2-0	Savannah State1-0	Western Kentucky3-0
Eastern Kentucky4-0	Michigan1-0	Seton Hall1-1	Wichita State2-0
Eastern Michigan2-0	Michigan State3-1	Siena4-0	Winthrop3-0
Evansville0-1	Middle Tennessee3-0	SMU7-0	Wisconsin1-1
Fairfield1-0	Milwaukee1-0	South Carolina16-4	Wofford2-0
Fairleigh Dickinson1-0	Mississippi State17-1	Southern1-0	Wright State1-0
Florida22-9	Mississippi Valley St.1-0	Southern Cal2-0	Xavier2-2
Florida State1-1	Missouri11-4	South Connecticut1-0	Yale1-0
Florida Tech0-1	Monmouth2-0	Southeastern Louisiana3-0	
Florida State5-0	Montana State1-0	Southern Illinois1-0	
Fort Wayne1-0	Morehead State3-0	Southern Miss15-4	



INDIVIDUAL GAME RECORDS CAL ERA

MOST POINTS		
Pts.	Player vs. Opponent	Date
47	Malik Monk vs. North Carolina	12/17/16
39	De'Aaron Fox vs. UCLA	3/24/17
37	Malik Monk vs. GEORGIA	1/31/17
35	Jamal Murray vs. FLORIDA	2/6/16
35	Terrence Jones vs. AUBURN	1/11/11
34	Kevin Knox at West Virginia	1/27/17
34	Malik Monk at Ole Miss	12/29/16
33	Malik Monk vs. FLORIDA	2/25/17
33	Jamal Murray at Vanderbilt	2/27/16
33	Jamal Murray vs. Ohio State	12/19/15
32	Doron Lamb vs. WINTHROP	12/22/10
30	Oscar Tshiebwe vs. Saint Peter's	3/17/22
30	Oscar Tshiebwe at Arkansas	2/26/22
30	Oscar Tshiebwe at Vanderbilt	1/11/22
30	Immanuel Quickley at Texas A&M	2/25/20
30	Shai Gilgeous-Alexander vs. VANDERBILT	1/30/18
30	Tyler Ulis vs. Texas A&M	3/13/16
30	Brandon Knight vs. West Virginia	3/19/11

SEC: 37, Malik Monk vs. GEORGIA, 1/31/17

Postseason: 39, De'Aaron Fox vs. UCLA, 3/24/17

SEC Tourney: 30, Tyler Ulis vs. Texas A&M, 3/13/16

NCAA Tourney: 39, De'Aaron Fox vs. UCLA, 3/24/17

Rupp Arena: 37, Malik Monk vs. GEORGIA, 1/31/17

Road: 34, Kevin Knox at West Virginia, 1/27/18

Neutral: 47, Malik Monk vs. North Carolina, 12/17/16

Ranked Opp.: 47, Malik Monk vs. North Carolina, 12/17/16

Freshman: 47, Malik Monk vs. North Carolina, 12/17/16

Sophomore: 30, Immanuel Quickley at Texas A&M, 2/25/20

Junior: 30, Oscar Tshiebwe vs. Saint Peter's, 3/17/22

Senior: 25, Alex Poythress at Alabama, 1/19/16

Graduate: 25, Kellan Grady vs. ALABAMA, 2/19/22

Opener: 26, Tyrese Maxey vs. Michigan State, 11/5/19

SEC Opener: 34, Malik Monk at Ole Miss, 12/29/16

***In some cases, the most recent occurrence is listed*

MOST POINTS IN AN SEC GAME		
Pts.	Player vs. Opponent	Date
37	Malik Monk vs. GEORGIA	1/31/17
35	Jamal Murray vs. FLORIDA	2/6/16
35	Terrence Jones vs. AUBURN	1/11/11
34	Malik Monk at Ole Miss	12/29/16
33	Malik Monk vs. FLORIDA	2/25/17
33	Jamal Murray at Vanderbilt	2/27/16
30	Oscar Tshiebwe at Arkansas	2/26/22
30	Oscar Tshiebwe at Vanderbilt	1/11/22
30	Immanuel Quickley at Texas A&M	2/25/20
30	Shai Gilgeous-Alexander vs. VANDERBILT	1/30/18
29	Oscar Tshiebwe vs. GEORGIA	1/8/22
29	Tyler Herro vs. ARKANSAS	2/26/19

MOST POINTS IN A HALF		
Pts.	Player vs. Opponent	Date
30	Malik Monk ¹ vs. FLORIDA	2/25/17
27	Malik Monk ¹ vs. North Carolina	12/17/16
27	Jamal Murray ² vs. Ohio State	12/19/15
25	Nick Richards ² vs. MISSISSIPPI STATE	2/4/20
24	De'Aaron Fox ² vs. UCLA	3/24/17
24	Malik Monk ¹ at Ole Miss	12/29/16
23	Malik Monk ² vs. GEORGIA	1/31/17
23	Julius Randle ² vs. Michigan State	11/12/13
22	Immanuel Quickley ² vs. FLORIDA	2/22/20
22	Terrence Jones ² vs. AUBURN	1/11/11
22	Eric Bledsoe ² vs. MOREHEAD STATE	11/13/09
1 - First Half; 2 - Second Half		

MOST POINTS OFF THE BENCH		
Pts.	Player vs. Opponent	Date
35	Terrence Jones vs. AUBURN	1/11/11
32	Doron Lamb vs. WINTHROP	12/22/10
28	PJ Washington vs. Auburn	3/31/19
27	Malik Monk vs. VANDERBILT	2/28/17
26	Tyrese Maxey vs. Michigan State	11/5/19
26	Kyle Wiltjer at Ole Miss	1/29/13
24	Shai Gilgeous-Alexander vs. LOUISVILLE	12/29/17
24	Kyle Wiltjer vs. LOYOLA	12/22/11
24	Doron Lamb at North Carolina	12/4/10

MOST 3-POINTERS MADE		
3s	Player vs. Opponent	Date
8	Immanuel Quickley at Texas A&M	2/25/20
8	Malik Monk vs. North Carolina	12/17/16
8	Jamal Murray vs. FLORIDA	2/6/16
8	Eric Bledsoe vs. ETSU	3/18/10
7	Kellan Grady vs. ALABAMA	2/19/22
7	Kellan Grady vs. HIGH POINT	12/31/21
7	Dontaie Allen at Mississippi State	1/2/21
7	Wenyen Gabriel vs. Alabama	3/10/18
7	Malik Monk vs. GEORGIA	1/31/17
7	Malik Monk vs. Michigan State	11/15/16
7	Derek Willis vs. TENNESSEE	2/18/16
7	Jamal Murray vs. Ohio State	12/19/15
7	Kyle Wiltjer vs. LIPSCOMB	12/15/12
7	Kyle Wiltjer vs. LAFAYETTE	11/16/12
7	Doron Lamb vs. WINTHROP	12/22/10

MOST FREE THROWS		
FTs	Player vs. Opponent	Date
14	Olivier Sarr vs. VANDERBILT	1/5/21
14	Immanuel Quickley vs. MISSISSIPPI STATE	2/4/20
14	Tyler Ulis at Arkansas	1/21/16
13	Nick Richards vs. MISSISSIPPI STATE	2/4/20
13	Keldon Johnson vs. TENNESSEE STATE	11/23/18
13	De'Aaron Fox vs. UCLA	3/24/17
13	Julius Randle at Ole Miss	2/18/14
13	Julius Randle vs. BELMONT	12/21/13

MOST REBOUNDS		
Rebs	Player vs. Opponent	Date
28	Oscar Tshiebwe vs. WESTERN KENTUCKY	12/22/21
22	Oscar Tshiebwe vs. MISSISSIPPI STATE	1/25/22
20	Oscar Tshiebwe vs. MISSOURI	12/29/21
20	Oscar Tshiebwe vs. ROBERT MORRIS	11/12/21
20	Oscar Tshiebwe vs. Duke	11/9/21
19	Oscar Tshiebwe vs. FLORIDA	2/12/22
19	Nick Richards vs. SOUTHERN ILLINOIS	11/9/18
19	Michael Kidd-Gilchrist vs. LOUISVILLE	12/31/11
18	Oscar Tshiebwe at Arkansas	2/26/22
18	PJ Washington vs. VMI	11/18/18
18	Bam Adebayo vs. Northern Kentucky	3/17/17
18	Anthony Davis vs. CHATTANOOGA	12/17/11
18	DeMarcus Cousins vs. LOUISVILLE	1/2/10
18	Patrick Patterson vs. RIDER	11/21/09
18	DeMarcus Cousins vs. SAM HOUSTON ST.	11/19/09

SEC: 20, Oscar Tshiebwe vs. MISSOURI, 12/29/21

Postseason: 18, Bam Adebayo vs. Northern Kentucky, 3/17/17

SEC Tourney: 16, Julius Randle vs. LSU, 3/14/14

NCAA Tourney: 18, Bam Adebayo vs. Northern Kentucky, 3/17/17

Rupp Arena: 28, Oscar Tshiebwe vs. WESTERN KENTUCKY, 12/22/21

Road: 18, Oscar Tshiebwe at Arkansas, 2/26/22

Neutral: 20, Oscar Tshiebwe vs. Duke, 11/9/21

Ranked Opp.: 20, Oscar Tshiebwe vs. Duke, 11/9/21

Freshman: 19, M. Kidd-Gilchrist vs. LOUISVILLE, 12/31/11

Sophomore: 19, Nick Richards vs. SOUTHERN ILLINOIS, 11/9/18

Junior: 28, Oscar Tshiebwe vs. WESTERN KENTUCKY, 12/22/21

Senior: 14, Josh Harrellson at Arkansas, 2/23/11

Graduate: 12, Nate Sestina vs. UTAH VALLEY, 11/18/19

Opener: 20, Oscar Tshiebwe vs. Duke, 11/9/21

SEC Opener: 20, Oscar Tshiebwe vs. MISSOURI, 12/29/21

***In some cases, the most recent occurrence is listed*

MOST OFFENSIVE REBOUNDS		
Rebs	Player vs. Opponent	Date
12	Oscar Tshiebwe vs. Duke	11/9/21
10	Oscar Tshiebwe vs. FLORIDA	2/12/22
10	Oscar Tshiebwe vs. ROBERT MORRIS	11/12/21
9	Nick Richards vs. SOUTHERN ILLINOIS	11/9/18
9	Willie Cauley-Stein vs. ARKANSAS	2/27/14
9	DeMarcus Cousins vs. OLE MISS	2/2/10
9	Patrick Patterson vs. RIDER	11/21/09

MOST DEFENSIVE REBOUNDS		
Rebs	Player vs. Opponent	Date
23	Oscar Tshiebwe vs. WESTERN KENTUCKY	12/22/21
15	Oscar Tshiebwe vs. MISSISSIPPI STATE	1/25/22
15	Terrence Jones vs. Notre Dame	12/8/10
14	Keldon Johnson vs. AUBURN	2/23/19
14	DeMarcus Cousins vs. LOUISVILLE	1/2/10
13	Oscar Tshiebwe vs. VANDERBILT	2/2/22
13	Oscar Tshiebwe vs. MISSOURI	12/29/21
13	Anthony Davis vs. LSU	3/9/12
13	Michael Kidd-Gilchrist vs. LOUISVILLE	12/31/11
13	Anthony Davis vs. CHATTANOOGA	12/17/11
13	Terrence Jones vs. Washington	11/23/10

MOST ASSISTS		
Assts.	Player vs. Opponent	Date
17	TyTy Washington Jr. vs. GEORGIA	1/8/22
16	John Wall vs. HARTFORD	12/29/09
14	Sahvir Wheeler vs. NORTH FLORIDA	11/26/21
14	Tyler Ulis vs. LSU	3/5/16
14	John Wall vs. UNC Asheville	11/30/09
12	Sahvir Wheeler vs. ROBERT MORRIS	11/21/21
12	Ashton Hagans vs. UAB	11/29/19
12	Ashton Hagans vs. Tennessee	3/16/19
12	De'Aaron Fox vs. STEPHEN F. AUSTIN	11/11/16
12	Tyler Ulis at South Carolina	2/13/16

SEC: 17, TyTy Washington Jr. vs. GEORGIA, 1/8/22

Postseason: 12, Ashton Hagans vs. Tennessee, 3/16/19

SEC Tourney: 12, Ashton Hagans vs. Tennessee, 3/16/19

NCAA Tourney: 11, John Wall vs. ETSU, 3/18/10

Rupp Arena: 17, TyTy Washington Jr. vs. GEORGIA, 1/8/22

Road: 12, Tyler Ulis, at South Carolina, 2/13/16

Neutral: 12, Ashton Hagans vs. Tennessee, 3/16/19

Ranked Opp.: 12, Ashton Hagans vs. Tennessee, 3/16/19

Freshman: 17, TyTy Washington Jr. vs. GEORGIA, 1/8/22

Sophomore: 14, Tyler Ulis vs. LSU, 3/5/16

Junior: 14, Sahvir Wheeler vs. NORTH FLORIDA, 11/26/21

Senior: 11, Sahvir Wheeler vs. DUQUESNE, 11/11/22

Graduate: 10, Julius Mays vs. LAFAYETTE, 11/16/12

Opener: 12, De'Aaron Fox vs. STEPHEN F. AUSTIN, 11/11/16

SEC Opener: 11, Isaiah Briscoe at Ole Miss, 12/29/16

***In some cases, the most recent occurrence is listed*

MOST POINTS-REBOUNDS-ASSISTS		
P-R-A	Player vs. Opponent	Date
50 (30-18-2)	Oscar Tshiebwe at Arkansas	2/26/22
49 (47-0-2)	Malik Monk vs. North Carolina	12/17/16
48 (30-16-2)	Oscar Tshiebwe vs. Saint Peter's	3/17/22
48 (27-19-2)	Oscar Tshiebwe vs. FLORIDA	2/12/22
47 (29-17-1)	Oscar Tshiebwe vs. GEORGIA	1/8/22
47 (27-17-3)	Terrence Jones vs. Notre Dame	12/8/10
46 (29-13-4)	PJ Washington vs. Seton Hall	12/8/18
46 (39-3-4)	De'Aaron Fox vs. UCLA	3/24/17
45 (29-13-3)	Terrence Jones vs. Oklahoma	11/22/10
44 (30-13-1)	Oscar Tshiebwe at Vanderbilt	1/11/22
45 (27-18-0)	DeMarcus Cousins vs. S. HOUSTON	11/19/09
44 (21-22-1)	Oscar Tshiebwe vs. MISS. STATE	1/25/22
44 (24-19-1)	M. Kidd-Gilchrist vs. LOUISVILLE	12/31/11

MOST MINUTES WITHOUT A TURNOVER		
Mins.	Player vs. Opponent	Date
44	Reid Travis vs. Auburn	3/31/19
44	Darius Miller at Arkansas	2/23/11
41	Aaron Harrison vs. LSU	2/22/14
40	Kellan Grady vs. Saint Peter's	3/17/22
40	Jacob Toppin vs. ALABAMA	2/19/22
40	Tyler Ulis vs. Duke	11/17/15
40	Aaron Harrison vs. OLE MISS	1/6/15
40	Alex Poythress vs. MISSOURI	2/23/13

MOST BLOCKED SHOTS		
Blks.	Player vs. Opponent	Date
12	Nerlens Noel at Ole Miss	1/29/13
9	Willie Cauley-Stein vs. BOISE STATE	12/10/13
9	Willie Cauley-Stein vs. Providence	12/1/13
8	Isaiah Jackson vs. Kansas	12/1/20
8	Nerlens Noel at Alabama	1/22/13
8	Anthony Davis at South Carolina	2/4/12
8	Anthony Davis vs. ST. JOHN'S	12/1/11

SEC: 12, Nerlens Noel at Ole Miss, 1/29/13

Postseason: 7, Anthony Davis vs. Western Kentucky, 3/15/12

SEC Tourney: 6, Anthony Davis vs. LSU, 3/11/12

NCAA Tourney: 7, Anthony Davis vs. Western Kentucky, 3/15/12

Rupp Arena: 9, Willie Cauley-Stein vs. BOISE STATE, 12/10/13

Road: 12, Nerlens Noel at Ole Miss, 1/29/13

Neutral: 8, Isaiah Jackson vs. Kansas, 12/1/20

Ranked Opp.: 12, Nerlens Noel at Ole Miss, 1/29/13

Freshman: 12, Nerlens Noel at Ole Miss, 1/29/13

Sophomore: 9, Willie Cauley-Stein vs. BOISE STATE, 12/10/13

Junior: 7, Nick Richards vs. LAMAR, 11/24/19

Senior: 6, Josh Harrellson vs. PENN, 1/3/11

Graduate: 3, Nate Sestina at Vanderbilt, 2/11/20

Opener: 5, Anthony Davis vs. MARIST, 11/11/11

SEC Opener: 7, Anthony Davis vs. SOUTH CAROLINA, 1/7/12

***In some cases, the most recent occurrence is listed*

MOST STEALS		
Stls.	Player vs. Opponent	Date
8	Ashton Hagans vs. North Carolina	12/22/18
6	Tyler Ulis vs. OLE MISS	1/2/16
6	Willie Cauley-Stein vs. GEORGIA	1/25/14
6	Nerlens Noel vs. BAYLOR	12/1/12
6	John Wall vs. UConn	12/9/09
6	John Wall vs. UNC Asheville	11/30/09
5	Ashton Hagans vs. TEXAS A&M	1/8/19
5	Tyler Herro vs. MONMOUTH	11/28/18
5	Tyler Herro vs. NORTH DAKOTA	11/14/18
5	Shai Gilgeous-Alexander vs. Davidson	3/15/18
5	Malik Monk vs. UCLA	12/3/16
5	Aaron Harrison vs. ARKANSAS	2/28/15
5	Willie Cauley-Stein vs. Texas	12/5/14
5	DeAndre Liggins vs. TENNESSEE	2/8/11
5	Darius Miller at Portland	11/19/10

SEC: 6, Tyler Ulis vs. OLE MISS, 1/2/16

Postseason: 5, Shai Gilgeous-Alexander vs. Davidson, 3/14/10

SEC Tourney: 5, John Wall vs. Mississippi State, 3/14/10

NCAA Tourney: 5, Shai Gilgeous-Alexander vs. Davidson, 3/14/10

Rupp Arena: 6, Tyler Ulis vs. OLE MISS, 1/2/16

Road: 5, Darius Miller at Portland, 11/19/10

Neutral: 8, Ashton Hagans vs. North Carolina, 12/22/18

Ranked Opp.: 8, Ashton Hagans vs. North Carolina, 12/22/18

Freshman: 8, Ashton Hagans vs. North Carolina, 12/22/18

Sophomore: 6, Tyler Ulis vs. OLE MISS, 1/2/16

Junior: 5, Willie Cauley-Stein vs. TEXAS, 12/5/14

Senior: 4, Dominique Hawkins vs. Arkansas, 3/12/17

Graduate: 3, Davion Mintz vs. ALABAMA, 2/19/22

Opener: 4, Lance Ware vs. HOWARD, 11/7/22

SEC Opener: 6, Tyler Ulis vs. OLE MISS, 1/2/16

***In some cases, the most recent occurrence is listed*



TEAM GAME RECORDS CAL ERA

MOST FIELD GOALS

FGs.	Opp.	Date
46	MARIST	11/11/11
44	vs. Arizona State	11/28/16
44	AUBURN	2/21/15
42	UIC	11/26/17
42	LIU BROOKLYN	11/23/12
41	UT MARTIN	11/25/16
41	HARTFORD	12/29/09
40	GEORGIA	1/8/22
40	ROBERT MORRIS	11/12/21
40	vs. North Carolina	12/17/16
40	LAFAYETTE	11/16/12

FEWEST FIELD GOALS

FGs.	Opp.	Date
14	at Tennessee	3/2/19
14	at South Carolina	3/1/14
16	vs. Kansas State	3/22/18
16	ALABAMA	3/4/14
17	GEORGIA	12/31/17
17	LOUISVILLE	12/31/11
17	at Auburn	2/12/14
18	vs. LSU	3/9/12
18	vs. Vanderbilt	3/15/13
18	vs. Florida	3/16/14
18	vs. UConn	4/7/14
18	at Texas A&M	1/10/15
18	at South Carolina	1/24/15

MOST FIELD-GOAL ATTEMPTS

FGs.	Opp.	Date
84	vs. Arizona State	11/28/16
80	UCLA	12/3/16
78	NORTH FLORIDA	11/26/21
77	vs. Duke	11/9/21
77	at Mississippi State	1/2/21
77	ARKANSAS	1/23/10
76	ARKANSAS	2/27/14
75	MARIST	11/11/11
74	at Ole Miss	12/29/16
74	vs. North Carolina	12/17/16
74	UT MARTIN	11/25/16

FEWEST FIELD-GOAL ATTEMPTS

FGs.	Opp.	Date
39	at South Carolina	1/24/15
40	at Robert Morris	3/19/13
41	ALABAMA	1/31/15
41	TENNESSEE	1/31/12
42	ARKANSAS	2/26/19
42	at Missouri	2/19/19
42	vs. Kansas State	3/22/18
42	vs. Alabama	3/10/18
42	FLORIDA	2/15/14
42	vs. Providence	12/1/13
42	vs. LSU	3/9/12
42	vs. Cleveland State	11/24/09

HIGHEST FIELD-GOAL PCT.

Pct.	Opp.	Date
.679	TENNESSEE	1/15/22
.677	LIU BROOKLYN	11/23/12
.667	UIC	11/26/17
.647	AUBURN	2/21/15
.645	LAFAYETTE	11/16/12
.643	vs. Alabama	3/10/18
.643	vs. Providence	12/1/13
.614	SOUTH CAROLINA	2/5/13
.613	MARIST	11/11/11

LOWEST FIELD-GOAL PCT.

Pct.	Opp.	Date
.269	at South Carolina	3/1/14
.281	at Texas A&M	1/10/15
.296	BAYLOR	12/1/12

.298	LOUISVILLE	12/31/11
.309	at Auburn	2/12/14
.313	at Missouri	2/3/18
.315	GEORGIA	12/31/17
.318	at Tennessee	3/2/19
.327	ALABAMA	3/4/14
.339	vs. UConn	4/2/11

MOST FREE THROWS

FTs.	Opp.	Date
35	vs. Indiana	3/23/12
33	at South Carolina	3/1/14
32	LOUISVILLE	12/31/11
31	MISSISSIPPI STATE	2/4/20
31	UTAH VALLEY	11/18/19
31	MOREHEAD STATE	11/21/12
31	INDIANA	12/11/10

FEWEST FREE THROWS

FTs.	Opp.	Date
3	at Mississippi State	1/2/21
3	ETSU	11/17/17
4	HIGH POINT	12/31/21
4	NOTRE DAME	12/12/20
4	vs. UConn	4/2/11
4	VANDERBILT	1/23/16
5	vs. Georgia	3/9/18
6	FLORIDA	2/12/22
6	GEORGIA	1/8/22
6	NORTH FLORIDA	11/26/21
6	vs. Duke	11/9/21
6	vs. Michigan	3/30/14
6	at Florida	2/12/13
6	at Alabama	1/22/13
6	vs. Princeton	3/17/11

MOST FREE-THROW ATTEMPTS

FTs.	Opp.	Date
48	UNC ASHEVILLE	11/8/13
46	ILLINOIS STATE	11/30/15
44	vs. Baylor	3/25/12
44	INDIANA	12/11/10
43	at North Carolina	12/14/13
43	LOUISVILLE	12/31/11
42	at South Carolina	3/1/14

FEWEST FREE-THROW ATTEMPTS

FTs.	Opp.	Date
6	NOTRE DAME	12/12/20
6	VANDERBILT	1/23/16
7	GEORGIA	1/8/22
7	vs. Duke	11/9/21
8	HIGH POINT	12/31/21
8	vs. MT. ST. MARY'S	11/16/21
8	at Mississippi State	1/2/21
9	FLORIDA	2/12/22
9	NORTH FLORIDA	11/26/21

HIGHEST FREE-THROW PCT.

Pct.	Opp.	Date
1.000	FLORIDA	2/22/20
1.000	FLORIDA	2/7/12
1.000	AUSTIN PEAY	12/19/09
.960	at Vanderbilt	2/17/20
.958	TENNESSEE	1/18/14
.955	at Florida	2/7/15
.952	TENNESSEE	1/15/22
.946	vs. Indiana	3/23/12
.941	OHIO	11/19/21
.923	at Florida	1/9/21
.923	at Mississippi State	2/25/15
min. 10 attempts		

LOWEST FREE-THROW PCT.

Pct.	Opp.	Date
.200	ETSU	11/17/17

.333	vs. UConn	4/2/11
.391	ETSU	11/12/10
.412	vs. Wake Forest	3/20/10
.435	at Vanderbilt	2/27/16
.471	at Texas A&M	2/10/18
.471	PROVIDENCE	11/30/14
.478	at Louisville	12/29/12
min. 10 attempts		

MOST 3-POINTERS

3s.	Opp.	Date
15	GEORGIA	3/1/12
15	vs. ETSU	3/18/10
14	ARKANSAS	2/9/21
14	HARTFORD	12/29/09
13	SOUTH CAROLINA	3/6/21
13	TEXAS A&M	1/3/17
13	vs. Alabama	3/11/16
13	ETSU	11/12/10

FEWEST 3-POINTERS

3s.	Opp.	Date
0	RICHMOND	11/29/20
0	vs. Davidson	3/15/18
1	at Georgia	1/20/21
1	MISSISSIPPI STATE	2/4/20
1	GEORGIA	1/21/20
1	UTAH VALLEY	11/18/19
1	at South Carolina	1/16/18
1	at Vanderbilt	1/10/17
1	TEXAS	12/5/14
1	LSU	2/22/14
1	vs. LSU	3/9/12
1	TENNESSEE	1/31/12
1	vs. Alabama	3/12/10

MOST 3-POINT ATTEMPTS

3s.	Opp.	Date
33	CHATTANOOGA	12/17/11
33	vs. ETSU	3/18/10
33	ARKANSAS	1/23/10
32	vs. West Virginia	3/27/10
28	vs. Mississippi State	3/11/21
28	vs. Arizona State	11/28/16
28	at Texas A&M	1/10/15
28	ALABAMA	3/4/14
28	vs. Vanderbilt	3/11/12
28	HARTFORD	12/29/09

FEWEST 3-POINT ATTEMPTS

3s.	Opp.	Date
5	vs. Wisconsin	4/4/15
5	vs. Wisconsin	4/5/14
5	at Tennessee	1/14/12
6	vs. Davidson	3/15/18
6	FLORIDA	3/7/15
6	VANDERBILT	1/20/15
7	FLORIDA	3/10/19
7	at Missouri	1/29/15
7	PROVIDENCE	11/30/14
7	vs. Louisville	3/31/12
7	at Indiana	12/10/11

HIGHEST 3-POINT PERCENTAGE

Pct.	Opp.	Date
.700	at Florida	3/1/16
.692	DREXEL	12/21/09
.667	vs. Alabama	3/10/18
.667	AUSTIN PEAY	12/19/09
.643	ALABAMA	2/19/22
.636	vs. Michigan	3/30/14
.625	MISSOURI	2/24/18
.625	BOSTON	11/30/10
.615	at Florida	3/7/20
.611	TENNESSEE	1/15/22
min. 10 attempts		

LOWEST 3-POINT PERCENTAGE

Pct.	Opp.	Date
.000	RICHMOND	11/29/20
.000	vs. Davidson	3/15/18
.077	at Georgia	1/20/21
.077	vs. Alabama	3/12/10
.083	UTAH VALLEY	11/18/19
.083	TEXAS	12/5/14
.091	OLE MISS	2/15/20
.091	at South Carolina	1/16/18
.091	at Tennessee	2/27/10
.100	vs. Tennessee	3/12/22
.100	MISSISSIPPI STATE	2/4/20
.100	at Missouri	2/3/18
.100	TENNESSEE	1/31/12
min. 10 attempts		

MOST REBOUNDS

Rebs.	Opp.	Date
59	vs. Arizona State	11/28/16
59	ARKANSAS	1/23/10
57	LOUISVILLE	12/31/11
56	ROBERT MORRIS	11/17/13
54	RICHMOND	11/29/20
54	EASTERN KENTUCKY	11/8/19
54	NJIT	11/14/15

FEWEST REBOUNDS

Rebs.	Opp.	Date
21	ALABAMA	1/31/15
21	at Tennessee	2/16/13
22	vs. Wisconsin	4/4/15
23	UTAH	12/15/18
24	GEORGIA	2/3/15
24	NORTH CAROLINA	12/13/14
24	TENNESSEE	1/18/14
25	TENNESSEE	1/15/22
25	FLORIDA	2/27/21
25	vs. Ohio State	12/21/19
25	vs. Baylor	12/6/13
25	at Robert Morris	3/19/13

MOST OFFENSIVE REBOUNDS

Rebs.	Opp.	Date
26	ARKANSAS	2/27/14
24	GRAND CANYON	11/14/14
24	vs. West Virginia	3/27/10
22	NJIT	11/14/15
22	at Auburn	2/2/14
22	ARKANSAS	1/23/10
21	RICHMOND	11/29/20
21	SOUTH CAROLINA	2/5/19
21	at West Virginia	1/27/18
21	VALPARAISO	12/7/16
21	COLUMBIA	12/10/14
21	at South Carolina	3/1/14
21	BAYLOR	12/1/12
21	at Indiana	12/12/09

FEWEST OFFENSIVE REBOUNDS

Rebs.	Opp.	Date
1	vs. Alabama	3/10/18
3	at South Carolina	1/24/14
4	at Ole Miss	3/5/19
5	TENNESSEE	1/15/22
5	at Notre Dame	12/11/21
5	VANDERBILT	1/5/21
5	vs. Michigan State	11/5/19
5	GEORGIA	2/3/15
5	ALABAMA	1/31/15
5	MISSISSIPPI STATE	2/15/11
5	GEORGIA	1/29/11



TEAM GAME RECORDS CAL ERA

MOST DEFENSIVE REBOUNDS

Rebs.	Opp.	Date
42	EASTERN KENTUCKY	11/8/19
39	vs. Arizona State	11/28/16
39	ROBERT MORRIS	11/17/13
39	EASTERN MICHIGAN	1/2/13
38	TROY	11/20/17
38	vs. Hampton	3/19/15
38	EASTERN KENTUCKY	12/7/14
38	vs. Cleveland State	11/24/09

FEWEST DEFENSIVE REBOUNDS

Rebs.	Opp.	Date
9	at Tennessee	2/16/13
13	NORTH CAROLINA	12/13/14
15	vs. Baylor	12/6/13
15	at Alabama	1/18/11
16	at Auburn	1/22/22
16	FLORIDA	2/27/21
16	at Florida	3/7/20
16	TENNESSEE	3/3/20
16	vs. Ohio State	12/21/19
16	UTAH	12/15/18
16	vs. Wisconsin	4/4/15
16	ALABAMA	1/31/15
16	TEXAS A&M	1/12/13
16	at Auburn	1/11/12
16	vs. UConn	11/24/10

HIGHEST REBOUND MARGIN

Mg.	Opp.	Date
+36	OHIO	11/19/21
+31	NIJT	11/14/15
+30	NORTH DAKOTA	11/14/18
+30	GRAND CANYON	11/14/14
+29	EASTERN KENTUCKY	11/8/19
+29	SOUTHERN ILLINOIS	11/9/18
+28	NKU	11/10/13
+27	vs. Abilene Christian	3/21/19
+27	vs. Little Rock	1/3/12
+26	vs. Arizona State	11/28/16
+26	LOUISVILLE	12/31/11

LOWEST REBOUND MARGIN

Mg.	Opp.	Date
-25	at Florida	2/4/17
-18	at Tennessee	2/16/13
-16	vs. Mississippi State	3/11/21
-16	vs. Baylor	12/6/13
-16	vs. Maryland	11/9/12
-15	TENNESSEE	1/18/14
-14	at Ole Miss	3/2/21
-14	at Auburn	2/1/20
-14	at LSU	1/5/16
-13	VANDERBILT	1/5/21

MOST ASSISTS

Assts.	Opp.	Date
33	vs. Arizona State	11/28/16
30	HARTFORD	12/29/09
28	LIU BROOKLYN	11/23/12
28	vs. UNC Asheville	11/30/09
27	WESTERN KENTUCKY	12/22/21
25	at South Carolina	2/8/22
25	CLEVELAND STATE	11/23/16
25	AUBURN	2/21/15
25	vs. UCLA	12/20/14

FEWEST ASSISTS

Assts.	Opp.	Date
3	LSU	2/23/22
5	RICHMOND	11/29/20
5	LSU	2/22/14
5	at Arkansas	3/2/13
6	at Louisville	12/26/20
6	EVANSVILLE	11/12/19

6	vs. Kansas State	3/22/18
6	at Florida	3/3/18
6	vs. Vanderbilt	3/15/13
6	VANDERBILT	3/1/11

MOST TURNOVERS

TOs.	Opp.	Date
24	MOREHEAD STATE	11/13/09
23	SAM HOUSTON ST.	11/19/09
22	ETSU	11/17/17
21	vs. Georgia Tech	12/6/20
21	RICHMOND	11/29/20
21	LOUISVILLE	12/31/11
21	vs. Old Dominion	11/20/11
21	NORTH CAROLINA	12/5/09

FEWEST TURNOVERS

TOs.	Opp.	Date
2	VANDERBILT	1/5/21
3	at Georgia	3/3/15
3	at South Carolina	2/4/12
4	ALABAMA	2/23/16
4	COLUMBIA	12/10/14
4	vs. Wisconsin	4/5/14
4	PORTLAND	11/26/11
5	FLORIDA	2/12/22
5	at Notre Dame	12/11/21
5	vs. Mississippi State	3/11/21
5	vs. Georgia	3/9/18
5	vs. Georgia	3/12/16
5	at Vanderbilt	2/27/16
5	ALABAMA	1/31/15

MOST BLOCKS

Blks.	Opp.	Date
18	ST. JOHN'S	12/1/11
15	vs. Stony Brook	3/17/16
14	at Georgia	3/3/10
13	LAMAR	11/24/19
13	vs. UCLA	12/20/14
13	at Ole Miss	1/29/13
13	ARKANSAS	1/17/12
13	vs. Kansas	11/15/11
13	MARIST	11/11/11

FEWEST BLOCKS

Blks.	Opp.	Date
0	FLORIDA	2/12/22
0	at Kansas	1/29/22
0	at Florida	3/7/20
1	OLE MISS	3/1/22
1	at Tennessee	2/15/22
1	vs. Georgia Tech	12/6/20
1	vs. Wofford	3/23/19
1	vs. Abilene Christian	3/21/19
1	LSU	2/12/19
1	SOUTH CAROLINA	2/5/19
1	at Alabama	1/5/19
1	vs. Georgia	3/9/18
1	at Vanderbilt	1/10/17
1	vs. Alabama	3/11/16
1	at LSU	1/5/16
1	WRIGHT STATE	11/20/15
1	ALABAMA	1/31/15
1	at Missouri	1/29/15
1	vs. Wisconsin	4/5/14
1	at Florida	3/8/14

MOST STEALS

Stls.	Opp.	Date
15	LAFAYETTE	11/16/12
13	NORTH FLORIDA	11/26/21
13	OLE MISS	1/2/16
13	vs. UConn	12/9/09
12	at Alabama	2/5/22
12	vs. North Carolina	12/22/18
12	NORTH DAKOTA	11/14/18
12	STEPHEN F. AUSTIN	11/11/16
12	BOSTON	11/24/15
12	NORTH CAROLINA	12/13/14
12	PROVIDENCE	11/30/14
12	LIPSCOMB	12/15/12
12	PORTLAND	11/26/11
12	vs. Cornell	3/25/10
12	GEORGIA	1/9/10
12	vs. UNC Asheville	11/30/09

FEWEST STEALS

Stls.	Opp.	Date
0	at Auburn	2/1/20
0	vs. Baylor	12/6/13
1	ARKANSAS	2/9/21
1	vs. Duke	11/6/18
1	at West Virginia	1/27/18
1	vs. Michigan State	11/12/13
1	at Robert Morris	3/19/13
1	vs. West Virginia	3/19/11
1	FLORIDA	2/26/11

MOST PERSONAL FOULS

Fls.	Opp.	Date
33	at Kansas	1/30/16
32	at South Carolina	1/16/18
31	at Arkansas	1/14/14
31	at North Carolina	12/14/13
30	vs. North Carolina	12/19/20
29	at Auburn	2/1/20
29	at Missouri	2/3/18
29	at South Carolina	3/1/14

FEWEST PERSONAL FOULS

Fls.	Opp.	Date
5	HIGH POINT	12/31/21
7	DUQUESNE	11/11/22
7	ALABAMA	2/19/22
7	NORTH FLORIDA	11/22/21
7	HARTFORD	12/29/09
8	ROBERT MORRIS	11/12/21
8	MONTANA STATE	11/23/14
8	LAFAYETTE	11/16/12
8	vs. Florida	3/10/12
8	vs. Princeton	3/17/11
8	WINTHROP	12/22/10
8	DREXEL	12/21/09
8	vs. UNC Asheville	11/30/09

KENTUCKY'S 100-POINT GAMES

Points (Score)	Opponent	Date
115 (115-69)	Arizona State	11/28/16
111 (111-76)	UT MARTIN	11/25/16
110 (110-75)	AUBURN	2/21/15
108 (108-58)	MARIST	11/11/11
107 (107-79)	TENNESSEE	1/15/22
107 (107-73)	UIC	11/26/17
105 (105-76)	UT ARLINGTON	11/19/13
104 (104-75)	LIU BROOKLYN	11/23/12
104 (104-61)	HARTFORD	12/29/09
103 (103-100)	vs. North Carolina	12/17/16
102 (102-90)	vs. Indiana	3/23/12
102 (102-92)	RIDER	11/21/09
101 (101-70)	CLEVELAND STATE	11/23/16
101 (101-49)	LAFAYETTE	11/16/12
101 (101-70)	ARKANSAS	1/23/10
100 (100-60)	ROBERT MORRIS	11/12/21
100 (100-58)	TEXAS A&M	1/3/17
100 (100-71)	ETSU	3/18/10



GAME MARGINS IN CAL ERA

VICTORY MARGINS

Margin (Score)	Opponent	Date
+58 (86-28)	MONTANA STATE	11/13/14
+52 (101-49)	LAFAYETTE	11/16/12
+50 (108-58)	MARIST	11/11/11
+49 (86-37)	MISSOURI	1/13/15
+48 (92-44)	UT ARLINGTON	11/25/14
+48 (88-40)	RADFORD	11/23/11
+46 (90-44)	MONMOUTH	11/28/18
+46 (115-69)	vs. Arizona State	11/28/16
+44 (92-48)	HIGH POINT	12/31/21
+44 (88-44)	DREXEL	12/21/09

VICTORY MARGIN IN RUPP ARENA

Margin (Score)	Opponent	Date
+58 (86-28)	MONTANA STATE	11/13/14
+52 (101-49)	LAFAYETTE	1=1/16/12
+50 (108-58)	MARIST	11/11/11
+49 (86-37)	MISSOURI	1/13/15
+48 (92-44)	UT ARLINGTON	11/25/14
+48 (88-40)	RADFORD	11/23/11
+46 (90-44)	MONMOUTH	11/28/18
+44 (92-48)	HIGH POINT	12/31/21
+44 (88-44)	DREXEL	12/21/09
+43 (104-61)	HARTFORD	12/29/09

VICTORY MARGIN IN SEC PLAY

Margin (Score)	Opponent	Date
+49 (86-37)	MISSOURI	1/13/15
+42 (100-58)	TEXAS A&M	1/3/17
+38 (82-44)	LSU	1/15/11
+35 (87-52)	at Vanderbilt	1/29/19
+35 (110-75)	AUBURN	2/21/15
+34 (82-48)	GEORGIA	2/9/16
+34 (88-54)	MISSOURI	1/27/16
+34 (77-43)	SOUTH CAROLINA	2/14/15
+34 (86-52)	at South Carolina	2/4/12
+31 (90-59)	SOUTH CAROLINA	2/19/11
+31 (101-70)	ARKANSAS	1/23/10

VICTORY MARGIN ON THE ROAD

Margin (Score)	Opponent	Date
+35 (87-52)	at Vanderbilt	1/29/19
+34 (86-52)	at South Carolina	2/4/12
+31 (79-48)	at Portland	11/19/10
+27 (89-62)	at South Carolina	2/13/16
+26 (81-55)	at LSU	2/6/10
+24 (74-50)	at LSU	1/28/12
+23 (99-76)	at Ole Miss	12/29/16
+22 (70-48)	at Alabama	1/17/15
+22 (75-53)	at Auburn	1/19/13
+20 (69-49)	at Georgia	1/15/19

VICTORY MARGIN AT A NEUTRAL SITE

Margin (Score)	Opponent	Date
+46 (115-69)	vs. Arizona State	11/28/16
+39 (78-39)	vs. West Virginia	3/26/15
+39 (83-44)	vs. UCLA	12/20/14
+38 (85-47)	vs. Penn State	11/19/11
+35 (79-44)	vs. Abilene Christian	3/21/19
+32 (72-40)	vs. Kansas	11/18/14
+30 (90-60)	vs. Wake Forest	3/20/10
+29 (98-69)	vs. North Carolina	12/18/21
+29 (100-71)	vs. ETSU	3/18/10
+29 (74-45)	vs. Tennessee	3/13/10
+28 (85-57)	vs. Stony Brook	3/17/16

VICTORY MARGIN IN RUPP ARENA IN THE SEC

Margin (Score)	Opponent	Date
+49 (86-37)	MISSOURI	1/13/15
+42 (100-58)	TEXAS A&M	1/3/17
+38 (82-44)	LSU	1/15/11
+35 (110-75)	AUBURN	2/21/15
+34 (82-48)	GEORGIA	2/9/16
+34 (88-54)	MISSOURI	1/27/16
+34 (77-43)	SOUTH CAROLINA	2/14/15
+31 (90-59)	SOUTH CAROLINA	2/19/11
+31 (101-70)	ARKANSAS	1/23/10
+30 (85-55)	MISSISSIPPI STATE	2/27/13
+30 (79-49)	GEORGIA	3/1/12

VICTORY MARGIN ON THE ROAD IN THE SEC

Margin (Score)	Opponent	Date
+35 (87-52)	at Vanderbilt	1/29/19
+34 (86-52)	at South Carolina	2/4/12
+27 (89-62)	at South Carolina	2/13/16
+26 (81-55)	at LSU	2/6/10
+24 (74-50)	at LSU	1/28/12
+23 (99-76)	at Ole Miss	12/29/16
+22 (70-48)	at Alabama	1/17/15
+22 (75-53)	at Auburn	1/19/13
+20 (69-49)	at Georgia	1/15/19
+18 (76-58)	at Florida	1/9/21
+18 (74-56)	at Mississippi State	2/25/15
+18 (66-48)	at Tennessee	2/17/15

VICTORY MARGIN IN THE SEC TOURNAMENT

Margin (Score)	Opponent	Date
+29 (74-45)	vs. Tennessee	3/13/10
+26 (85-59)	vs. Alabama	3/11/16
+24 (91-67)	vs. Auburn	3/14/15
+23 (86-63)	vs. Alabama	3/10/18
+18 (73-55)	vs. Alabama	3/15/19
+18 (85-67)	vs. LSU	3/14/14
+17 (82-65)	vs. Arkansas	3/12/17
+16 (70-54)	vs. Florida	3/13/11
+15 (78-63)	vs. Arkansas	3/15/15
+15 (64-49)	vs. Florida	3/13/15

VICTORY MARGIN IN THE NCAA TOURNAMENT

Margin (Score)	Opponent	Date
+39 (78-39)	vs. West Virginia	3/26/15
+35 (79-44)	vs. Abilene Christian	3/21/19
+30 (90-60)	vs. Wake Forest	3/20/10
+29 (100-71)	vs. ETSU	3/18/10
+28 (85-57)	vs. Stony Brook	3/17/16
+23 (79-56)	vs. Hampton	3/19/15
+20 (95-75)	vs. Buffalo	3/17/18
+17 (62-45)	vs. Cornell	3/25/10
+16 (87-71)	vs. Iowa State	3/17/12
+15 (81-66)	vs. Western Kentucky	3/15/12
+13 (64-51)	vs. Cincinnati	3/21/15

LOSS MARGINS

Margin (Score)	Opponent	Date
-34 (118-84)	vs. Duke	11/6/18
-30 (85-55)	at Tennessee	2/16/13
-22 (88-66)	at Florida	2/4/17
-20 (85-65)	ALABAMA	1/26/21
-19 (71-52)	at Tennessee	3/2/19
-19 (84-65)	at Florida	3/18/14
-18 (85-67)	at LSU	1/5/16
-17 (79-62)	vs. Georgia Tech	12/6/20
-17 (84-67)	vs. UConn	11/24/17
-17 (69-52)	at Florida	2/12/13

LOSS MARGINS IN RUPP ARENA

Margin (Score)	Opponent	Date
-20 (85-65)	ALABAMA	1/26/21
-12 (76-64)	RICHMOND	11/29/20
-12 (83-71)	TEXAS A&M	1/12/13
-11 (82-71)	TENNESSEE	2/6/21
-10 (69-59)	FLORIDA	2/15/14
-9 (64-55)	BAYLOR	12/1/13
-8 (81-73)	TENNESSEE	3/7/20
-6 (79-73)	KANSAS	1/28/17
-5 (97-92)	UCLA	12/3/16
-4 (71-67)	FLORIDA	2/27/21

LOSS MARGINS IN SEC PLAY

Margin (Score)	Opponent	Date
-30 (85-55)	at Tennessee	2/16/13
-22 (88-66)	at Florida	2/4/17
-20 (85-65)	ALABAMA	1/26/21
-19 (71-52)	at Tennessee	3/2/19
-19 (84-65)	at Florida	3/18/14
-18 (85-67)	at LSU	1/5/16
-17 (69-52)	at Florida	2/12/13
-13 (76-63)	at Tennessee	2/15/22
-13 (80-67)	at Florida	3/3/18
-13 (73-60)	at Arkansas	3/2/13

LOSS MARGINS ON THE ROAD

Margin (Score)	Opponent	Date
-30 (85-55)	at Tennessee	2/16/13
-22 (88-66)	at Florida	2/4/17
-19 (71-52)	at Tennessee	3/2/19
-19 (84-65)	at Florida	3/18/14
-18 (85-67)	at LSU	1/5/16
-17 (69-52)	at Florida	2/12/13
-14 (64-50)	at Notre Dame	11/29/12
-13 (76-63)	at Tennessee	2/15/22
-13 (80-67)	at Florida	3/3/18
-13 (73-60)	at Arkansas	3/2/13

LOSS MARGINS AT NEUTRAL SITES

Margin (Score)	Opponent	Date
-34 (118-84)	vs. Duke	11/6/18
-17 (79-62)	vs. Georgia Tech	12/6/20
-17 (84-67)	vs. UConn	11/24/17
-16 (64-48)	vs. Vanderbilt	3/15/13
-12 (75-63)	vs. North Carolina	12/19/20
-8 (79-71)	vs. Duke	11/9/21
-8 (83-75)	vs. UCLA	12/23/17
-7 (74-67)	vs. Ohio State	12/19/15
-7 (71-64)	vs. Wisconsin	4/4/15
-7 (75-68)	vs. Duke	11/13/12
-7 (71-64)	vs. Vanderbilt	3/11/12
-7 (73-66)	vs. West Virginia	3/27/10

LOSS MARGINS ON THE ROAD IN THE SEC

Margin (Score)	Opponent	Date
-22 (88-66)	at Florida	2/4/17
-19 (71-52)	at Tennessee	3/2/19
-19 (84-65)	at Florida	3/18/14
-18 (85-67)	at LSU	1/5/16
-17 (69-52)	at Florida	2/12/13
-13 (76-63)	at Tennessee	2/15/22
-13 (80-67)	at Florida	3/3/18
-13 (73-60)	at Arkansas	3/2/13
-12 (74-62)	at Vanderbilt	2/27/16
-11 (70-59)	at Alabama	1/26/21
-11 (76-65)	at Tennessee	1/6/18
-11 (85-74)	at Texas A&M	2/10/18

LOSS MARGINS IN RUPP ARENA IN THE SEC

Margin (Score)	Opponent	Date
-20 (85-65)	ALABAMA	1/26/21
-12 (83-71)	TEXAS A&M	1/12/13
-11 (82-71)	TENNESSEE	2/6/21
-10 (69-59)	FLORIDA	2/15/14
-8 (81-73)	TENNESSEE	3/7/20
-4 (71-67)	FLORIDA	2/27/21
-4 (71-67)	ARKANSAS	2/27/14
-2 (73-71)	LSU	2/12/19
-2 (61-59)	TENNESSEE	2/6/18
-2 (66-64)	FLORIDA	1/20/18

LOSS MARGINS IN THE SEC TOURNAMENT

Margin (Score)	Opponent	Date
-16 (64-48)	vs. Vanderbilt	3/15/13
-7 (69-62)	vs. Tennessee	3/12/22
-7 (71-64)	vs. Vanderbilt	3/11/12
-4 (82-78)	vs. Tennessee	3/16/19
-1 (74-73)	vs. Mississippi State	3/11/21
-1 (61-60)	vs. Florida	3/16/14

LOSS MARGINS IN THE NCAA TOURNAMENT

Margin (Score)	Opponent	Date
-7 (71-64)	vs. Wisconsin	4/4/15
-7 (73-66)	vs. West Virginia	3/27/10
-6 (85-79)	vs. Saint Peter's	3/17/22
-6 (77-71)	vs. Auburn	3/31/19
-6 (73-67)	vs. Indiana	3/19/16
-6 (60-54)	vs. UConn	3/7/2014
-3 (61-58)	vs. Kansas State	3/22/18
-3 (65-62)	vs. North Carolina	3/26/17
-1 (56-55)	vs. UConn	4/2/11





JACOB TOPPIN

Senior | Forward | 6-9 | 205 | Brooklyn, N.Y. | Univ. of Rhode Island

2022-23 SEASON/CAREER HIGHS*		
Points		
Season	15, HOWARD (11/7/22)	
Career	16, at Vanderbilt (2/17/21)	
Rebounds		
Season	11, HOWARD (11/7/22)	
Career	11, HOWARD (11/7/22)	
Field Goals		
Season	5, HOWARD (11/7/22)	
Career	6, at LSU (1/4/22)	
Field Goals Attempted		
Season	12, 2x, last DUQUESNE (11/11/22)	
Career	12, HOWARD (11/7/22)	
3-Point Field Goals		
Season	1, HOWARD (11/7/22)	
Career	3, ALABAMA (11/15/19)	
3-Point Field Goals Attempted		
Season	2, HOWARD (11/7/22)	
Career	4, 3x, last at Fordham (2/26/20)	
Free Throws		
Season	4, HOWARD (11/7/22)	
Career	6, FLORIDA (2/27/21)	
Free Throws Attempted		
Season	7, HOWARD (11/7/22)	
Career	8, FLORIDA (2/27/21)	
Assists		
Season	3, DUQUESNE (11/11/22)	
Career	6, WESTERN KENTUCKY (12/22/21)	
Steals		
Season	2, 2x, last DUQUESNE (11/11/22)	
Career	3, at Ole Miss (3/2/21)	
Blocked Shots		
Season	1, DUQUESNE (11/11/22)	
Career	4, SOUTHERN (12/7/21)	
Minutes Played		
Season	32, HOWARD (11/7/22)	
Career	40, ALABAMA (2/19/22)	
MISCELLANEOUS		
	2022-23	CAREER*
Dunks	4	58
Double-Figure Scoring Games	1	17
Double-Figure Rebounding Games	1	1
Games With Double-Double	1	1
Games Led Team in Scoring	0	0
Games Led Team in Rebounding	1	3
Games Led Team in Assists	0	3
Games Led Team in Steals	1	4
Games Led Team in Blocks	0	9
Games With 3+ Assists	1	6
Games With 3+ Blocks	0	2
Games With 3+ Steals	0	1
Games With 3+ Three-Pointers	0	1
<i>*includes Rhode Island statistics</i>		

- Notched first-career double-double with 15 points and a career-best 11 boards against Howard
- Averaged a team-high 15.5 points per game in its two fall exhibitions
- Averaged 16.8 points per game during the foreign tour in The Bahamas
 - Connected on 56.5% of field-goal attempts and 53.3% from long range
 - Made eight 3-pointers
 - Led the team with 27 points and five 3s against Carleton University
- Has appeared in 53 career games for the Wildcats

Game-By-Game Statistics

Opponent	Date	GS	Min	FG-A	Pct.	3FG-A	Pct.	FT-A	Pct.	Off-Def-Tot	PF	Ast	TO	Blk	Stl	Pts
HOWARD	11/7	*	32	5-12	.417	1-2	.500	4-7	.571	3-8-11	2	2	0	0	2	15
DUQUESNE	11/11	*	28	4-12	.333	0-1	.000	0-0	.000	1-7-8	2	3	2	1	2	8

Career Statistics

Year	GP-GS	Min-Avg	FG-FGA	Pct	3FG-FGA	Pct	FT-FTA	Pct	Off-Def-Tot-Avg	PF-FO	Ast	TO	Blk	Stl	Pts	Avg
2019-20	30-3	560-18.7	55-129	.426	13-53	.245	29-45	.644	42-75-117-3.9	63-0	15	17	12	11	152	5.1
2020-21	24-2	412-17.2	44-99	.444	4-13	.308	32-41	.780	22-63-8-5-3.5	26-0	16	20	6	11	124	5.2
2021-22	29-4	516-17.8	70-126	.556	4-10	.400	35-47	.745	29-64-93-3.2	35-1	32	17	16	10	179	6.2
2022-23	2-2	60-30.0	9-24	.375	1-3	.333	4-7	.571	4-15-19-9.5	4-0	5	2	1	4	23	11.5
TOTAL	85-11	1547-18.2	178-378	.471	22-79	.278	100-140	.714	97-217-314-3.7	128-1	68	56	35	36	478	5.6



CJ FREDRICK 1

Senior | Guard | 6-3 | 185 | Cincinnati | Univ. of Iowa

- Went for 20 points, three rebounds and three assists against Howard
- Averaged 14.5 points on 63.6% shooting from long range in UK’s two fall exhibitions
 - Made at least three 3s in both games
- Missed the 2021-22 season due to a hamstring injury
- Prior to the injury, was entering the season as the nation’s leading returning in career 3-point field-goal percentage (46.6%) with a minimum of 150 attempts
- Logged 37 minutes in three games during the foreign tour in The Bahamas
 - Averaged 4.0 points per game on 50% shooting and also contributed 2.0 assists per game

2022-23 SEASON/CAREER HIGHS*		
Points		
Season	20, HOWARD (11/7/22)	
Career	23, at Minnesota (12/25/20)	
Rebounds		
Season	3, HOWARD (11/7/22)	
Career	5, ORAL ROBERTS (11/15/19)	
Field Goals		
Season	6, HOWARD (11/7/22)	
Career	8, NORTH CAROLINA (12/8/20)	
Field Goals Attempted		
Season	9, 2x, last DUQUESNE (11/11/22)	
Career	12, 2x, last at Minnesota (12/25/20)	
3-Point Field Goals		
Season	4, DUQUESNE (11/11/22)	
Career	5, 3x, last at Minnesota (12/25/20)	
3-Point Field Goals Attempted		
Season	7, DUQUESNE (11/11/22)	
Career	7, DUQUESNE (11/11/22)	
Free Throws		
Season	6, HOWARD (11/7/22)	
Career	6, 3x, last vs. HOWARD (11/7/22)	
Free Throws Attempted		
Season	7, HOWARD (11/7/22)	
Career	8, vs. Cincinnati (12/21/19)	
Assists		
Season	3, 2x, DUQUESNE (11/11/22)	
Career	6, SOUTHERN (11/27/20)	
Steals		
Season	1, HOWARD (11/7/22)	
Career	2, 5x, last NORTH CAROLINA (12/8/20)	
Blocked Shots		
Season	-	
Career	1, 9x, last vs. Grand Canyon (3/20/21)	
Minutes Played		
Season	30, 2x, DUQUESNE (11/11/22)	
Career	39, at Minnesota (12/25/20)	
MISCELLANEOUS		
	2022-23	CAREER*
Dunks	0	0
Double-Figure		
Scoring Games	2	21
Double-Figure		
Rebounding Games	0	0
Games With		
Double-Double	0	0
Games Led Team		
in Scoring	0	4
Games Led Team		
in Rebounding	0	0
Games Led Team		
in Assists	0	5
Games Led Team		
in Steals	0	7
Games Led Team		
in Blocks	0	3
Games With		
3+ Assists	2	23
Games With		
3+ Blocks	0	0
Games With		
3+ Steals	0	0
Games With		
3+ Three-Pointers	1	13
*includes Iowa statistics		

Game-By-Game Statistics

Opponent	Date	GS	Min	FG-A	Pct.	3FG-A	Pct.	FT-A	Pct.	Off-Def-Tot	PF	Ast	TO	Blk	Stl	Pts
HOWARD	11/7	*	30	6-9	.667	2-5	.400	6-7	.857	0-3-3	0	3	0	0	1	20
DUQUESNE	11/11	*	30	5-9	.556	4-7	.571	0-0	.000	0-2-2	0	3	1	0	0	14

Career Statistics

Year	GP-GS	Min-Avg	FG-FGA	Pct	3FG-FGA	Pct	FT-FTA	Pct	Off-Def-Tot-Avg	PF-FO	Ast	TO	Blk	Stl	Pts	Avg
2019-20	25-25	715-29.8	87-180	.483	47-102	.461	35-44	.795	16-32-48-1.9	43-0	69	32	5	17	256	10.2
2020-21	27-27	666-24.7	72-152	.474	36-76	.474	23-34	.676	5-24-29-1.1	25-0	52	10	4	10	203	7.5
2022-23	2-2	61-30.5	11-18	.611	6-12	.500	6-7	.857	0-5-5-2.5	0-0	6	1	0	1	34	17.0
TOTAL	54-54	1442-26.7	170-350	.486	89-190	.468	64-85	.753	21-61-82-1.5	68-0	127	43	9	28	493	9.1



SAHVIR WHEELER 2

Senior | Guard | 5-9 | 180 | Houston | Univ. of Georgia

2022-23 SEASON/CAREER HIGHS		
Points		
Season	11, DUQUESNE (11/11/22)	
Career	27, at Florida (2/20/21)	
Rebounds		
Season	6, DUQUESNE (11/11/22)	
Career	11, LSU (2/23/21)	
Field Goals		
Season	4, DUQUESNE (11/11/22)	
Career	12, vs. North Carolina (12/18/21)	
Field Goals Attempted		
Season	7, DUQUESNE (11/11/22)	
Career	18, 2x, last AUBURN (1/13/21)	
3-Point Field Goals		
Season	1, DUQUESNE (11/11/22)	
Career	3, 2x, last at LSU (1/6/21)	
3-Point Field Goals Attempted		
Season	2, DUQUESNE (11/11/22)	
Career	8, at LSU (1/6/21)	
Free Throws		
Season	2, DUQUESNE (11/11/22)	
Career	8, at Florida (2/20/21)	
Free Throws Attempted		
Season	2, DUQUESNE (11/11/22)	
Career	11, OLE MISS (1/30/21)	
Assists		
Season	11, DUQUESNE (11/11/22)	
Career	14, NORTH FLORIDA (11/26/21)	
Steals		
Season	2, DUQUESNE (11/11/22)	
Career	5, at Florida (2/20/21)	
Blocked Shots		
Season	1, DUQUESNE (11/11/22)	
Career	1, 4x, last DUQUESNE (11/11/22)	
Minutes Played		
Season	28, DUQUESNE (11/11/22)	
Career	42, ALABAMA (2/8/20)	
MISCELLANEOUS		
	2022-23	CAREER*
Dunks	0	0
Double-Figure		
Scoring Games	1	50
Double-Figure		
Rebounding Games	0	1
Games With		
Double-Double	1	11
Games Led Team		
in Scoring	0	10
Games Led Team		
in Rebounding	0	2
Games Led Team		
in Assists	1	74
Games Led Team		
in Steals	1	23
Games Led Team		
in Blocks	0	2
Games With		
3+ Assists	1	78
Games With		
3+ Blocks	0	0
Games With		
3+ Steals	0	12
Games With		
3+ Three-Pointers	0	2
<i>*includes Georgia statistics</i>		

- After missing the Howard game with a right-leg injury, came off the bench to register a double-double with 11 points and a game-high 11 assists
- Named to the Bob Cousy Award Preseason Watch List and the Naismith Player of the Year watch list
- Voted a preseason All-SEC First Team selection by the league’s media and coaches
- 2022 Bob Cousy Award finalist
 - All-SEC Second Team selection (coaches) in 2022
- Led the SEC in assists per game with 6.9 per game, also ranked in the top 10 nationally
 - Has led the league in assists per game in each of the last two seasons
- Averaged 14.5 points and 6.0 assists per game in four outings in The Bahamas

Game-By-Game Statistics

Opponent	Date	GS	Min	FG-A	Pct.	3FG-A	Pct.	FT-A	Pct.	Off-Def-Tot	PF	Ast	TO	Blk	Stl	Pts
HOWARD	11/7			DNP - Right leg injury												
DUQUESNE	11/11		28	4-7	.571	1-2	.500	2-2	1.000	1-5-6	6	11	2	1	2	11

Career Statistics

Year	GP-GS	Min-Avg	FG-FGA	Pct	3FG-FGA	Pct	FT-FTA	Pct	Off-Def-Tot-Avg	PF-FO	Ast	TO	Blk	Stl	Pts	Avg
2019-20	31-17	848-27.4	103-218	.472	16-50	.320	58-83	.699	17-59-76-2.5	85-1	139	91	0	26	280	9.0
2020-21	26-26	903-34.7	135-338	.399	18-80	.225	76-103	.738	18-82-100-3.8	70-3	193	115	1	44	364	14.0
2021-22	30-29	934-31.1	120-272	.441	16-52	.308	46-59	.780	18-59-77-2.6	71-0	207	91	2	33	302	10.1
2022-23	1-0	27-27.0	4-7	.571	1-2	.500	2-2	1.000	1-5-6-6.0	1-0	11	2	1	2	11	11.0
TOTAL	88-72	2712-30.8	362-835	.434	51-184	.277	182-247	.737	54-205-259-2.9	227-4	550	299	4	105	957	10.9



ADOU THIERO 3

Freshman | Guard | 6-6 | 200 | Leetsdale, Pa. | Quaker Valley HS

- Totaled four points and five rebounds against Howard in collegiate debut
- Notched 21 points, 12 rebounds, six assists and three steals in the Blue-White Game
- Scored 6.3 points and added 3.0 rebounds in 14.3 minutes per game in four appearances in The Bahamas
- Averaged 23.3 points, 10.3 rebounds, 5.9 assists, 3.9 steals and 2.3 blocks per game and directed Quaker Valley to a 27-1 record and a 14-0 mark in league play as a senior in high school
- Finished his career with 1,624 career points which ranked as the third most in team history
- Had a 44-point performance against Hopewell which snapped the school's single-game scoring record

2022-23 SEASON/CAREER HIGHS*		
Points		
Season	4, HOWARD (11/7/22)	
Career	4, HOWARD (11/7/22)	
Rebounds		
Season	5, HOWARD (11/7/22)	
Career	5, HOWARD (11/7/22)	
Field Goals		
Season	-	
Career	-	
Field Goals Attempted		
Season	1, HOWARD (11/7/22)	
Career	1, HOWARD (11/7/22)	
3-Point Field Goals		
Season	-	
Career	-	
3-Point Field Goals Attempted		
Season	-	
Career	-	
Free Throws		
Season	4, HOWARD (11/7/22)	
Career	4, HOWARD (11/7/22)	
Free Throws Attempted		
Season	6, HOWARD (11/7/22)	
Career	6, HOWARD (11/7/22)	
Assists		
Season	1, HOWARD (11/7/22)	
Career	1, HOWARD (11/7/22)	
Steals		
Season	-	
Career	-	
Blocked Shots		
Season	-	
Career	-	
Minutes Played		
Season	14, HOWARD (11/7/22)	
Career	14, HOWARD (11/7/22)	
MISCELLANEOUS		
	2022-23	CAREER*
Dunks	0	0
Double-Figure Scoring Games	0	0
Double-Figure Rebounding Games	0	0
Games With Double-Double	0	0
Games Led UK in Scoring	0	0
Games Led UK in Rebounding	0	0
Games Led UK in Assists	0	0
Games Led UK in Steals	0	0
Games Led UK in Blocks	0	0
Games With 3+ Assists	0	0
Games With 3+ Blocks	0	0
Games With 3+ Steals	0	0
Games With 3+ Three-Pointers	0	0

Game-By-Game Statistics

Opponent	Date	GS	Min	FG-A	Pct.	3FG-A	Pct.	FT-A	Pct.	Off-Def-Tot	PF	Ast	TO	Blk	Stl	Pts
HOWARD	11/7		14	0-1	.000	0-0	.000	4-6	.667	1-4-5	0	1	1	0	0	4
DUQUESNE	11/11			DNP - Coach's decision												

Career Statistics

Year	GP-GS	Min-Avg	FG-FGA	Pct	3FG-FGA	Pct	FT-FTA	Pct	Off-Def-Tot-Avg	PF-FO	Ast	TO	Blk	Stl	Pts	Avg
2022-23	1-0	14-14.0	0-1	.000	0-0	.000	4-6	.667	1-4-5-5.0	0-0	1	1	0	0	4	4.0
TOTAL	1-0	14-14.0	0-1	.000	0-0	.000	4-6	.667	1-4-5-5.0	0-0	1	1	0	0	4	4.0



DAIMION COLLINS 4

Sophomore | Forward | 6-9 | 210 | Atlanta, Texas | Atlanta HS

2022-23 SEASON/CAREER HIGHS		
Points		
Season	-	
Career	14, ROBERT MORRIS (11/12/21)	
Rebounds		
Season	-	
Career	8, HIGH POINT (12/31/21)	
Field Goals		
Season	-	
Career	7, ROBERT MORRIS (11/12/21)	
Field Goals Attempted		
Season	-	
Career	10, NORTH FLORIDA (11/26/21)	
3-Point Field Goals		
Season	-	
Career	-	
3-Point Field Goals Attempted		
Season	-	
Career	2, NORTH FLORIDA (11/26/21)	
Free Throws		
Season	-	
Career	6, at Alabama (2/5/22)	
Free Throws Attempted		
Season	-	
Career	6, at Alabama (2/5/22)	
Assists		
Season	-	
Career	3, ROBERT MORRIS (11/12/21)	
Steals		
Season	-	
Career	1, 6x, last at Texas A&M (1/19/22)	
Blocked Shots		
Season	-	
Career	4, ROBERT MORRIS (11/12/21)	
Minutes Played		
Season	-	
Career	25, NORTH FLORIDA (11/26/21)	
MISCELLANEOUS		
	2022-23	CAREER
Dunks	0	22
Double-Figure Scoring Games	0	3
Double-Figure Rebounding Games	0	0
Games With Double-Double	0	0
Games Led UK in Scoring	0	0
Games Led UK in Rebounding	0	1
Games Led UK in Assists	0	0
Games Led UK in Steals	0	0
Games Led UK in Blocks	0	7
Games With 3+ Assists	0	1
Games With 3+ Blocks	0	3
Games With 3+ Steals	0	0
Games With 3+ Three-Pointers	0	0

- Missed the Howard and Duquesne games due to personal reasons
- Had 10 points, eight boards and a pair of blocks in the Blue-White Game
- Averaged 10.0 points per game on 60.7% shooting and added 5.3 rebounds in four games in The Bahamas
- Owns a 46.5-inch vertical set at the 2022 Pro Day
- Had three double-figure scoring efforts as a freshman, including a career-high 14 against Robert Morris

Game-By-Game Statistics																
Opponent	Date	GS	Min	FG-A	Pct.	3FG-A	Pct.	FT-A	Pct.	Off-Def-Tot	PF	Ast	TO	Blk	Stl	Pts
HOWARD	11/7			DNP - Personal reasons												
DUQUESNE	11/11			DNP - Personal reasons												

Career Statistics																
Year	GP-GS	Min-Avg	FG-FGA	Pct	3FG-FGA	Pct	FT-FTA	Pct	Off-Def-Tot-Avg	PF-FO	Ast	TO	Blk	Stl	Pts	Avg
2021-22	27-1	201-7.4	30-52	.577	0-3	.000	18-21	.857	18-37-55-2.0	33-0	4	16	20	6	78	2.9
2022-23																
TOTAL	27-1	201-7.4	30-52	.577	0-3	.000	18-21	.857	18-37-55-2.0	33-0	4	16	20	6	78	2.9



ANTONIO REEVES 12

Senior | Guard | 6-5 | 205 | Chicago | Illinois State Univ.

2022-23 SEASON/CAREER HIGHS*

Points	
Season	22, HOWARD (11/7/22)
Career	34, VALPARAISO (2/9/22)
Rebounds	
Season	3, DUQUESNE (11/11/22)
Career	10, UTSA (12/21/21)
Field Goals	
Season	8, HOWARD (11/7/22)
Career	13, VALPARAISO (2/9/22)
Field Goals Attempted	
Season	16, HOWARD (11/7/22)
Career	24, at Valparaiso (1/2/22)
3-Point Field Goals	
Season	6, HOWARD (11/7/22)
Career	6, 2x, last vs. HOWARD (11/7/22)
3-Point Field Goals Attempted	
Season	12, HOWARD (11/7/22)
Career	12, HOWARD (11/7/22)
Free Throws	
Season	4, DUQUESNE (11/11/22)
Career	9, DRAKE (1/26/22)
Free Throws Attempted	
Season	5, DUQUESNE (11/11/22)
Career	9, 3x, last vs. DRAKE (1/26/22)
Assists	
Season	2, HOWARD (11/7/22)
Career	5, 2x, last vs. SOUTHERN ILLINOIS (2/5/22)
Steals	
Season	1, DUQUESNE (11/11/22)
Career	3, 5x, last vs. LOYOLA CHICAGO (2/21/22)
Blocked Shots	
Season	1, DUQUESNE (11/11/22)
Career	3, 2x, last vs. UNI (3/4/22)
Minutes Played	
Season	28, DUQUESNE (11/11/22)
Career	46, at Eastern Michigan (11/12/21)

MISCELLANEOUS	2022-23	CAREER
Dunks	0	15
Double-Figure Scoring Games	2	62
Double-Figure Rebounding Games	0	1
Games With Double-Double	0	1
Games Led Team in Scoring	2	35
Games Led Team in Rebounding	0	6
Games Led Team in Assists	0	8
Games Led Team in Steals	0	22
Games Led Team in Blocks	0	5
Games With 3+ Assists	0	14
Games With 3+ Blocks	0	1
Games With 3+ Steals	0	5
Games With 3+ Three-Pointers	2	23

*includes Illinois State statistics

Game-By-Game Statistics																
Opponent	Date	GS	Min	FG-A	Pct.	3FG-A	Pct.	FT-A	Pct.	Off-Def-Tot	PF	Ast	TO	Blk	Stl	Pts
HOWARD	11/7		25	8-16	.500	6-12	.500	0-1	.000	0-1-1	1	2	3	0	0	22
DUQUESNE	11/11		28	5-9	.556	4-6	.667	4-5	.800	0-3-3	0	0	2	1	1	18

Career Statistics																
Year	GP-GS	Min-Avg	FG-FGA	Pct	3FG-FGA	Pct	FT-FTA	Pct	Off-Def-Tot-Avg	PF-FO	Ast	TO	Blk	Stl	Pts	Avg
2019-20	31-3	693-22.4	81-211	.384	33-105	.314	27-41	.659	15-61-76-2.5	38-0	22	30	2	20	222	7.2
2020-21	25-24	751-30.0	110-259	.425	33-108	.306	58-76	.763	19-63-82-3.3	36-0	36	45	6	9	311	12.4
2021-22	33-33	1151-34.9	237-505	.469	76-195	.390	112-137	.818	19-98-117-3.5	59-2	60	77	15	36	662	20.1
2022-23	2-0	52-26.0	13-25	.520	10-18	.556	4-6	.667	0-4-4-2.0	1-0	2	5	1	1	40	20.0
TOTAL	91-60	2645-29.1	441-1000	.441	152-426	.357	201-260	.773	53-226-279-3.1	134-2	120	157	24	66	1235	13.6



GRANT DARBYSHIRE 13

Freshman | Guard | 6-2 | 190 | Cincinnati | Sycamore HS

- Served as a captain for Sycamore as a senior and helped lead the team to the Greater Miami Conference championship
- Team amassed a 20-3 record, which was the best in school history
- Was a summa cum laude graduate and was also a National Merit Scholar Commended, a four-time All Conference Academic Team member and was a member of the National Honor Society, the Spanish National Honor Society

2022-23 SEASON/CAREER HIGHS*

Points

Season -

Career -

Rebounds

Season -

Career -

Field Goals

Season -

Career -

Field Goals Attempted

Season -

Career -

3-Point Field Goals

Season -

Career	-
--------	---

3-Point Field Goals Attempted

Season -

Career -

Free Throws

Season -

Career -

Free Throws Attempted

Season -

Career -

Assists

Season -

Career -

Steals

Season -

Career -

Blocked Shots

Season -

Career -

Minutes Played

Season -

Career -

MISCELLANEOUS	2022-23	CAREER*
Dunks	0	0
Double-Figure Scoring Games	0	0
Double-Figure Rebounding Games	0	0
Games With Double-Double	0	0
Games Led UK in Scoring	0	0
Games Led UK in Rebounding	0	0
Games Led UK in Assists	0	0
Games Led UK in Steals	0	0
Games Led UK in Blocks	0	0
Games With 3+ Assists	0	0
Games With 3+ Blocks	0	0
Games With 3+ Steals	0	0
Games With 3+ Three-Pointers	0	0

Game-By-Game Statistics

[illegible]

Career Statistics

[illegible]



2022-23 SEASON/CAREER HIGHS		
Points		
Season	-	
Career	2, 3x, last HIGH POINT (12/31/21)	
Rebounds		
Season	1, HOWARD (11/7/22)	
Career	1, 2x, last vs. HOWARD (11/7/22)	
Field Goals		
Season	-	
Career	1, 3x, last HIGH POINT (12/31/21)	
Field Goals Attempted		
Season	1, HOWARD (11/7/22)	
Career	2, WESTERN KENTUCKY (12/22/21)	
3-Point Field Goals		
Season	-	
Career	-	
3-Point Field Goals Attempted		
Season	-	
Career	1, 2x, last vs. HOWARD (11/7/22)	
Free Throws		
Season	-	
Career	-	
Free Throws Attempted		
Season	-	
Career	-	
Assists		
Season	-	
Career	1, UALBANY (11/22/21)	
Steals		
Season	-	
Career	1, SOUTH CAROLINA (3/6/21)	
Blocked Shots		
Season	-	
Career	1, TENNESSEE (1/15/22)	
Minutes Played		
Season	2, HOWARD (11/7/22)	
Career	3, HIGH POINT (12/31/21)	
MISCELLANEOUS		
	2022-23	CAREER
Dunks	0	0
Double-Figure Scoring Games	0	0
Double-Figure Rebounding Games	0	0
Games With Double-Double	0	0
Games Led UK in Scoring	0	0
Games Led UK in Rebounding	0	0
Games Led UK in Assists	0	0
Games Led UK in Steals	0	0
Games Led UK in Blocks	0	1
Games With 3+ Assists	0	0
Games With 3+ Blocks	0	0
Games With 3+ Steals	0	0
Games With 3+ Three-Pointers	0	0

BRENNAN CANADA 14

Senior | Forward | 6-6 | 205 | Mount Sterling, Ky. | George Rogers Clark HS

- Hauled in a rebound in two minutes of action against Howard
- Scored five points in seven minutes against Kentucky State
- Graduated with a degree in communication and is now pursuing a graduate certificate in sport, fitness and recreation management
- Inducted into UK’s Frank G. Ham Society of Character which honors student-athletes who have shown an extraordinary commitment to academic excellence, athletic participation, personal development, career preparation and serving as a role model
- Played in a career-high nine games and scored in three contests as a junior
- Student Athletic Advisory Committee member

Game-By-Game Statistics

Opponent	Date	GS	Min	FG-A	Pct.	3FG-A	Pct.	FT-A	Pct.	Off-Def-Tot	PF	Ast	TO	Blk	Stl	Pts
HOWARD	11/7		2	0-1	.000	0-1	.000	0-0	.000	0-1-1	0	0	0	0	0	0
DUQUESNE	11/11			DNP - Illness												

Career Statistics

Year	GP-GS	Min-Avg	FG-FGA	Pct	3FG-FGA	Pct	FT-FTA	Pct	Off-Def-Tot-Avg	PF-FO	Ast	TO	Blk	Stl	Pts	Avg
2019-20	4-0	3-0.8	0-0	.000	0-0	.000	0-0	.000	0-0-0-0.0	0-0	0	1	0	0	0	0.0
2020-21	2-0	3-1.5	0-0	.000	0-0	.000	0-0	.000	0-0-0-0.0	0-0	0	2	0	1	0	0.0
2021-22	9-0	13-1.4	3-4	.750	0-1	.000	0-0	.000	1-0-1-0.1	0-0	1	0	1	0	6	0.7
2022-23	1-0	2-2.0	0-1	.000	0-1	.000	0-0	.000	0-1-1-1.0	0-0	0	0	0	0	0	0.0
TOTAL	16-0	20-1.2	3-5	.600	0-2	.000	0-0	.000	1-1-2-0.1	0-0	1	3	1	1	6	0.4



WALKER HORN 21

Freshman | Guard | 6-4 | 200 | Austin, Texas | Westlake HS

- Played two minutes against Howard in first collegiate appearance
- Son of Darrin Horn, the current head men’s basketball coach at Northern Kentucky University
- State semifinalist at Westlake as a senior and the team had a 38-2 record
- Averaged 9.3 points, 5.2 assists and 2.4 rebounds as a senior
- Graduated cum laude and was a recipient of a Kentucky Provost Academic Scholarship

2022-23 SEASON/CAREER HIGHS*		
Points		
Season	-	
Career	-	
Rebounds		
Season	-	
Career	-	
Field Goals		
Season	-	
Career	-	
Field Goals Attempted		
Season	-	
Career	-	
3-Point Field Goals		
Season	-	
Career	-	
3-Point Field Goals Attempted		
Season	-	
Career	-	
Free Throws		
Season	-	
Career	-	
Free Throws Attempted		
Season	-	
Career	-	
Assists		
Season	-	
Career	-	
Steals		
Season	-	
Career	-	
Blocked Shots		
Season	-	
Career	-	
Minutes Played		
Season	2, HOWARD (11/7/22)	
Career	2, HOWARD (11/7/22)	
MISCELLANEOUS		
Dunks	2022-23	CAREER*
	0	0
Double-Figure		
Scoring Games	0	0
Double-Figure		
Rebounding Games	0	0
Games With		
Double-Double	0	0
Games Led UK		
in Scoring	0	0
Games Led UK		
in Rebounding	0	0
Games Led UK		
in Assists	0	0
Games Led UK		
in Steals	0	0
Games Led UK		
in Blocks	0	0
Games With		
3+ Assists	0	0
Games With		
3+ Blocks	0	0
Games With		
3+ Steals	0	0
Games With		
3+ Three-Pointers	0	0

Game-By-Game Statistics

Opponent	Date	GS	Min	FG-A	Pct.	3FG-A	Pct.	FT-A	Pct.	Off-Def-Tot	PF	Ast	TO	Blk	Stl	Pts
HOWARD	11/7		2	0-0	.000	0-0	.000	0-0	.000	0-0-0	0	0	1	0	0	0
DUQUESNE	11/11			DNP - Coach’s decision												

Career Statistics

Year	GP-GS	Min-Avg	FG-FGA	Pct	3FG-FGA	Pct	FT-FTA	Pct	Off-Def-Tot-Avg	PF-FO	Ast	TO	Blk	Stl	Pts	Avg
2022-23	1-0	2-2.0	0-0	.000	0-0	.000	0-0	.000	0-0-0-0.0	0-0	0	1	0	0	0	0.0
TOTAL	1-0	2-2.0	0-0	.000	0-0	.000	0-0	.000	0-0-0-0.0	0-0	0	1	0	0	0	0.0



CASON WALLACE 22

Freshman | Guard | 6-4 | 193 | Dallas | Richardson HS

2022-23 SEASON/CAREER HIGHS*		
Points		
Season	15, HOWARD (11/7/22)	
Career	15, HOWARD (11/7/22)	
Rebounds		
Season	8, HOWARD (11/7/22)	
Career	8, HOWARD (11/7/22)	
Field Goals		
Season	7, HOWARD (11/7/22)	
Career	7, HOWARD (11/7/22)	
Field Goals Attempted		
Season	11, HOWARD (11/7/22)	
Career	11, HOWARD (11/7/22)	
3-Point Field Goals		
Season	1, 2x, last DUQUESNE (11/11/22)	
Career	1, HOWARD (11/7/22)	
3-Point Field Goals Attempted		
Season	2, HOWARD (11/7/22)	
Career	2, HOWARD (11/7/22)	
Free Throws		
Season	1, DUQUESNE (11/11/22)	
Career	1, DUQUESNE (11/11/22)	
Free Throws Attempted		
Season	2, DUQUESNE (11/11/22)	
Career	2, DUQUESNE (11/11/22)	
Assists		
Season	9, HOWARD (11/7/22)	
Career	9, HOWARD (11/7/22)	
Steals		
Season	2, 2x, last DUQUESNE (11/11/22)	
Career	2, 2x, last DUQUESNE (11/11/22)	
Blocked Shots		
Season	1, DUQUESNE (11/11/22)	
Career	1, DUQUESNE (11/11/22)	
Minutes Played		
Season	35, HOWARD (11/7/22)	
Career	35, HOWARD (11/7/22)	
MISCELLANEOUS		
	2022-23	CAREER*
Dunks	1	1
Double-Figure Scoring Games	1	1
Double-Figure Rebounding Games	0	0
Games With Double-Double	0	0
Games Led UK in Scoring	0	0
Games Led UK in Rebounding	0	0
Games Led UK in Assists	1	1
Games Led UK in Steals	1	1
Games Led UK in Blocks	0	0
Games With 3+ Assists	2	2
Games With 3+ Blocks	0	0
Games With 3+ Steals	0	0
Games With 3+ Three-Pointers	0	0

- Flirted with a triple-double against Howard, going for 15 points, eight boards and a game-high nine assists
 - Only freshman in school history to have 15-9-8 in collegiate debut
- Averaged 10.5 points, 6.0 rebounds and 3.5 assists per game in UK's two fall exhibitions
- Named to the preseason watch list for the Jerry West Award
- Averaged 10.5 points, 4.0 rebounds and 3.5 assists per game during UK's four wins in The Bahamas this summer
 - Amassed a team-best 12 steals and shot 40% from behind the arc
- Five-star prospect who was ranked as high as No. 7 overall by Rivals
- Averaged 19.9 points, 7.4 boards and 6.1 assists per game as a senior at Richardson
 - Named the 2022 Texas Gatorade Player of the Year
- Was a McDonald's All-American and also participated in the Jordan Brand Classic
- Shot 51.2% from the field and 37% from 3-point range and was tabbed the Circuit's Most Valuable Player of Nike EYBL Session I prior to his senior season

Game-By-Game Statistics

Opponent	Date	GS	Min	FG-A	Pct.	3FG-A	Pct.	FT-A	Pct.	Off-Def-Tot	PF	Ast	TO	Blk	Stl	Pts
HOWARD	11/7	*	35	7-11	.636	1-2	.500	0-0	.000	2-6-8	4	9	2	0	2	15
DUQUESNE	11/11	*	27	3-6	.500	1-1	1.000	1-2	.500	2-1-3	1	4	4	1	2	8

Career Statistics

Year	GP-GS	Min-Avg	FG-FGA	Pct	3FG-FGA	Pct	FT-FTA	Pct	Off-Def-Tot-Avg	PF-FO	Ast	TO	Blk	Stl	Pts	Avg
2022-23	2-2	62-31.0	10-17	.588	2-3	.667	1-2	.500	4-7-11-5.5	5-0	13	6	1	4	23	11.5
TOTAL	2-2	62-31.0	10-17	.588	2-3	.667	1-2	.500	4-7-11-5.5	5-0	13	6	1	4	23	11.5



CHRIS LIVINGSTON 24

Freshman | Forward | 6-6 | 220 | Akron, Ohio | Oak Hill Acad.

2022-23 SEASON/CAREER HIGHS*		
Points		
Season	9, HOWARD (11/7/22)	
Career	9, HOWARD (11/7/22)	
Rebounds		
Season	7, DUQUESNE (11/11/22)	
Career	7, DUQUESNE (11/11/22)	
Field Goals		
Season	4, HOWARD (11/7/22)	
Career	4, HOWARD (11/7/22)	
Field Goals Attempted		
Season	7, DUQUESNE (11/11/22)	
Career	7, DUQUESNE (11/11/22)	
3-Point Field Goals		
Season	1, 2x, last DUQUESNE (11/11/22)	
Career	1, 2x, last DUQUESNE (11/11/22)	
3-Point Field Goals Attempted		
Season	2, 2x, last DUQUESNE (11/11/22)	
Career	2, 2x, last DUQUESNE (11/11/22)	
Free Throws		
Season	-	
Career	-	
Free Throws Attempted		
Season	-	
Career	-	
Assists		
Season	-	
Career	-	
Steals		
Season	1, 2x, last DUQUESNE (11/11/22)	
Career	1, 2x, last DUQUESNE (11/11/22)	
Blocked Shots		
Season	-	
Career	-	
Minutes Played		
Season	19, 2x, last DUQUESNE (11/11/22)	
Career	19, 2x, last DUQUESNE (11/11/22)	
MISCELLANEOUS		
Dunks	2022-23	CAREER*
	1	1
Double-Figure Scoring Games	0	0
Double-Figure Rebounding Games	0	0
Games With Double-Double	0	0
Games Led UK in Scoring	0	0
Games Led UK in Rebounding	0	0
Games Led UK in Assists	0	0
Games Led UK in Steals	0	0
Games Led UK in Blocks	0	0
Games With 3+ Assists	0	0
Games With 3+ Blocks	0	0
Games With 3+ Steals	0	0
Games With 3+ Three-Pointers	0	0

- Went for nine points and five rebounds against Howard in collegiate debut
- Named to the preseason watch list for the Julius Erving Award
- Logged averages of 9.8 points, 5.8 rebounds and 2.0 assists per game during UK’s foreign tour this summer
 - With 23 total rebounds, he trailed only Oscar Tshiebwe for the week
- Five-star prospect who was ranked as high as No. 10 overall by Rivals
- Averaged 18.2 points, 9.1 rebounds, 3.9 assists and 1.9 steals per game during his senior season at Oak Hill
 - Named the 2022 Virginia Gatorade Player of the Year and 2021 Ohio Gatorade Player of the Year
- Tabbed a McDonald’s All-American and also participated in the Jordan Brand Classic
- Named MVP of the 2019 FIBA Americans U16 Championship after leading Team USA to a gold medal while averaging 14.8 points and 8.0 rebounds

Game-By-Game Statistics																
Opponent	Date	GS	Min	FG-A	Pct.	3FG-A	Pct.	FT-A	Pct.	Off-Def-Tot	PF	Ast	TO	Blk	Stl	Pts
HOWARD	11/7	*	19	4-6	.667	1-2	.500	0-0	.000	1-3-4	3	0	1	0	1	9
DUQUESNE	11/11	*	19	2-7	.286	1-2	.500	0-0	.000	1-6-7	0	0	1	0	1	5

Career Statistics																
Year	GP-GS	Min-Avg	FG-FGA	Pct	3FG-FGA	Pct	FT-FTA	Pct	Off-Def-Tot-Avg	PF-FO	Ast	TO	Blk	Stl	Pts	Avg
2022-23	2-2	38-19.0	6-13	.462	2-4	.500	0-0	.000	2-9-11-5.5	3-0	0	2	0	2	14	7.0
TOTAL	2-2	38-19.0	6-13	.462	2-4	.500	0-0	.000	2-9-11-5.5	3-0	0	2	0	2	14	7.0



KAREEM WATKINS 25

Junior | Guard | 5-8 | 175 | Camden, N.J. | Kingsway Regional HS

2022-23 SEASON/CAREER HIGHS		
Points		
Season	-	
Career	-	
Rebounds		
Season	-	
Career	1, 3x, last CENTRAL MICH. (11/29/21)	
Field Goals		
Season	-	
Career	-	
Field Goals Attempted		
Season	-	
Career	1, CENTRAL MICHIGAN (11/29/21)	
3-Point Field Goals		
Season	-	
Career	-	
3-Point Field Goals Attempted		
Season	-	
Career	-	
Free Throws		
Season	-	
Career	-	
Free Throws Attempted		
Season	-	
Career	-	
Assists		
Season	-	
Career	1, 2x, last WKU (12/22/21)	
Steals		
Season	-	
Career	1, 2x, last HIGH POINT (12/31/21)	
Blocked Shots		
Season	-	
Career	-	
Minutes Played		
Season	2, HOWARD (11/7/22)	
Career	3, HIGH POINT (12/31/21)	
MISCELLANEOUS		
	2022-23	CAREER
Dunks	0	0
Double-Figure		
Scoring Games	0	0
Double-Figure		
Rebounding Games	0	0
Games With		
Double-Double	0	0
Games Led UK		
in Scoring	0	0
Games Led UK		
in Rebounding	0	0
Games Led UK		
in Assists	0	0
Games Led UK		
in Steals	0	0
Games Led UK		
in Blocks	0	0
Games With		
3+ Assists	0	0
Games With		
3+ Blocks	0	0
Games With		
3+ Steals	0	0
Games With		
3+ Three-Pointers	0	0

- Logged two minutes of action in the Howard game
- Saw action in a career-high nine games in 2021-22
- Has appeared in 10 career games in a two-year career with the Wildcats
- Charted a pair of assists during UK’s foreign tour in The Bahamas

Game-By-Game Statistics

Opponent	Date	GS	Min	FG-A	Pct.	3FG-A	Pct.	FT-A	Pct.	Off-Def-Tot	PF	Ast	TO	Blk	Stl	Pts
HOWARD	11/7		2	0-0	.000	0-0	.000	0-0	.000	0-0-0	0	0	0	0	0	0
DUQUESNE	11/11			DNP - Coach’s decision												

Career Statistics

Year	GP-GS	Min-Avg	FG-FGA	Pct	3FG-FGA	Pct	FT-FTA	Pct	Off-Def-Tot-Avg	PF-FO	Ast	TO	Blk	Stl	Pts	Avg
2020-21	1-0	2-2.0	0-0	.000	0-0	.000	0-0	.000	0-0-0-0.0	0-0	0	0	0	0	0	0.0
2021-22	9-0	13-1.4	0-1	.000	0-0	.000	0-0	.000	1-2-3-0.3	2-0	2	3	0	2	0	0.0
2022-23	1-0	2-2.0	0-0	.000	0-0	.000	0-0	.000	0-0-0-0.0	0-0	0	0	0	0	0	0.0
TOTAL	11-0	17-1.5	0-1	.000	0-0	.000	0-0	.000	1-2-3-0.3	2-0	2	3	0	2	0	0.0



UGONNA ONYENSO 33

Freshman | Forward | 6-11 | 225 | Owerri, Imo State, Nigeria | Putnam Science Acad.

2022-23 SEASON/CAREER HIGHS*		
Points		
Season	9, DUQUESNE (11/11/22)	
Career	9, DUQUESNE (11/11/22)	
Rebounds		
Season	10, DUQUESNE (11/11/22)	
Career	10, DUQUESNE (11/11/22)	
Field Goals		
Season	4, DUQUESNE (11/11/22)	
Career	4, DUQUESNE (11/11/22)	
Field Goals Attempted		
Season	7, DUQUESNE (11/11/22)	
Career	7, DUQUESNE (11/11/22)	
3-Point Field Goals		
Season	-	
Career	-	
3-Point Field Goals Attempted		
Season	-	
Career	-	
Free Throws		
Season	1, DUQUESNE (11/11/22)	
Career	1, DUQUESNE (11/11/22)	
Free Throws Attempted		
Season	2, DUQUESNE (11/11/22)	
Career	2, DUQUESNE (11/11/22)	
Assists		
Season	1, 2x, last DUQUESNE (11/11/22)	
Career	1, 2x, last DUQUESNE (11/11/22)	
Steals		
Season	-	
Career	-	
Blocked Shots		
Season	4, HOWARD (11/7/22)	
Career	4, HOWARD (11/7/22)	
Minutes Played		
Season	20, HOWARD (11/7/22)	
Career	20, HOWARD (11/7/22)	
MISCELLANEOUS		
	2022-23	CAREER*
Dunks	1	1
Double-Figure Scoring Games	0	0
Double-Figure Rebounding Games	1	1
Games With Double-Double	0	0
Games Led UK in Scoring	0	0
Games Led UK in Rebounding	1	1
Games Led UK in Assists	0	0
Games Led UK in Steals	0	0
Games Led UK in Blocks	1	1
Games With 3+ Assists	0	0
Games With 3+ Blocks	2	2
Games With 3+ Steals	0	0
Games With 3+ Three-Pointers	0	0

- Had a game-high 10 rebounds and added nine points and three blocks in win over Duquesne
- Blocked a game-high four shots to go along with six points and four rebounds in 20 minutes off the bench against Howard
- Had nine total blocks in UK's two fall exhibitions
- Reclassified to the 2022 class and ranked as a top-25 prospect in the 2023 class by all of the major scouting services
- Joined Putnam in January and the squad was a perfect 20-0 with Onyenso on the roster, including winning a national championship
- Averaged 11.4 points, 9.0 rebounds and 5.7 blocks per game as a junior and also shot 64.4% from the floor and had five games with at least 10 blocked shots
- In February of 2020, he became one of the youngest players ever to make the senior men's Nigerian National Team
 - Scored 10 points on 5-of-8 shooting and had four rebounds and two blocks in 16 minutes in a 96-69 win over Uganda

Game-By-Game Statistics

Opponent	Date	GS	Min	FG-A	Pct.	3FG-A	Pct.	FT-A	Pct.	Off-Def-Tot	PF	Ast	TO	Blk	Stl	Pts
HOWARD	11/7		20	3-4	.750	0-0	.000	0-1	.000	1-3-4	0	1	0	4	0	6
DUQUESNE	11/11		19	4-7	.571	0-0	.000	1-2	.500	4-6-10	1	1	0	3	0	9

Career Statistics

Year	GP-GS	Min-Avg	FG-FGA	Pct	3FG-FGA	Pct	FT-FTA	Pct	Off-Def-Tot-Avg	PF-FO	Ast	TO	Blk	Stl	Pts	Avg
2022-23	2-0	39-19.5	7-11	.636	0-0	.000	1-3	.333	5-9-14-7.0	1-0	2	0	7	0	15	7.5
TOTAL	2-0	39-19.5	7-11	.636	0-0	.000	1-3	.333	5-9-14-7.0	1-0	2	0	7	0	15	7.5



2021-22 SEASON/CAREER HIGHS*		
Points		
Season	-	
Career	30, 3x, last vs. Saint Peter's (3/17/22)	
Rebounds		
Season	-	
Career	28, WESTERN KENTUCKY (12/22/21)	
Field Goals		
Season	-	
Career	13, 2x, last at Arkansas (2/26/22)	
Field Goals Attempted		
Season	-	
Career	21, at Arkansas (2/26/22)	
3-Point Field Goals		
Season	-	
Career	-	
3-Point Field Goals Attempted		
Season	-	
Career	-	
Free Throws		
Season	-	
Career	9, 2x, last MISSOURI (12/29/21)	
Free Throws Attempted		
Season	-	
Career	13, 2x, last VANDERBILT (2/2/22)	
Assists		
Season	-	
Career	3, 4x, last ALABAMA (2/19/22)	
Steals		
Season	-	
Career	4, 3x, last at Alabama (2/5/22)	
Blocked Shots		
Season	-	
Career	5, vs. Vanderbilt (3/11/22)	
Minutes Played		
Season	-	
Career	43, vs. Saint Peter's (3/17/22)	
MISCELLANEOUS		
	2022-23	CAREER
Dunks	0	81
Double-Figure Scoring Games	0	54
Double-Figure Rebounding Games	0	47
Games With Double-Double	0	40
Games Led UK in Scoring	0	26
Games Led UK in Rebounding	0	53
Games Led UK in Assists	0	1
Games Led UK in Steals	0	37
Games Led UK in Blocks	0	32
Games With 3+ Assists	0	4
Games With 3+ Blocks	0	12
Games With 3+ Steals	0	13
Games With 3+ Three-Pointers	0	0
<i>*includes West Virginia statistics</i>		

OSCAR TSHIEBWE 34

Senior | Forward | 6-9 | 260 | Lubumbashi, D.R. of the Congo | West Virginia Univ.

- Missed both exhibition games and UK's first two regular-season games while recovering from a minor knee procedure in mid-October. He is considered day-to-day
- Reigning consensus National Player of the Year who led the Wildcats with 17.4 points per game and a nation-leading 15.1 rebounds per outing as a junior
- Preseason pick for the SEC Player of the Year and an All-SEC First Team selection by the league's media and coaches
- Unanimous preseason All-America selection
- Kareem Abdul-Jabbar Award preseason watch list selection; NABC and Naismith preseason POY candidate
- Amassed 1,000 career points and is 120 shy of eclipsing 1,000 in career rebounds
- Averaged 11.5 points and a team-best 11.3 rebounds per game in four appearances in The Bahamas during UK's foreign tour this summer
 - Had three double-doubles
- Set a UK single-season record with 28 double-doubles in 2021-22
- Became just the third player in program history to have 500 or more rebounds in a single season and the first to achieve the feat since 1951-52

Game-By-Game Statistics																
Opponent	Date	GS	Min	FG-A	Pct.	3FG-A	Pct.	FT-A	Pct.	Off-Def-Tot	PF	Ast	TO	Blk	Stl	Pts
HOWARD	11/7			DNP - Right leg injury												
DUQUESNE	11/11			DNP - Right leg injury												

Career Statistics																
Year	GP-GS	Min-Avg	FG-FGA	Pct	3FG-FGA	Pct	FT-FTA	Pct	Off-Def-Tot-Avg	PF-FO	Ast	TO	Blk	Stl	Pts	Avg
2019-20	31-31	717-23.1	123-223	.552	0-0	.000	102-144	.708	128-159-287-9.3	85-1	11	53	32	23	348	11.2
2020-21	10-10	200-20.0	34-65	.523	0-0	.000	17-28	.607	38-40-78-7.8	25-1	7	12	4	4	85	8.5
2021-22	34-34	1082-31.8	238-393	.606	0-0	.000	114-165	.691	179-336-515-15.1	88-1	36	66	55	60	590	17.4
2022-23																
TOTAL	75-75	1999-26.7	395-681	.580	0-0	.000	233-337	.691	345-535-880-11.7	198-3	54	131	91	87	1023	13.6



LANCE WARE 55

Junior | Forward | 6-9 | 235 | Camden, N.J. | Camden HS

- Posted a game- and career-best four steals to go along with four points and three rebounds against Howard
- Nearly had a double-double with 10 points and nine rebounds in the win over Kentucky State
- Averaged 4.3 points and 1.3 boards per game in three appearances in The Bahamas
 - Missed one game due to shoulder soreness
- Traveled to Brazil in May with Sports Reach
 - Averaged 30 points and 8.3 rebounds in three games
- Seen action in 49 games for the Wildcats and made three starts

2022-23 Season/Career Highs		
Points		
Season	4, 2x, last DUQUESNE (11/11/22)	
Career	8, at Missouri (2/3/21)	
Rebounds		
Season	3, 2x, last DUQUESNE (11/11/22)	
Career	13, at Mississippi State (1/2/21)	
Field Goals		
Season	1, 2x, last DUQUESNE (11/11/22)	
Career	3, 2x, last at Missouri (2/3/21)	
Field Goals Attempted		
Season	4, DUQUESNE (11/11/22)	
Career	5, at Louisville (12/26/20)	
3-Point Field Goals		
Season	-	
Career	-	
3-Point Field Goals Attempted		
Season	-	
Career	-	
Free Throws		
Season	2, 2x, last DUQUESNE (11/11/22)	
Career	5, MISSOURI (12/29/21)	
Free Throws Attempted		
Season	6, HOWARD (11/7/22)	
Career	6, 2x, last vs. HOWARD (11/7/22)	
Assists		
Season	2, HOWARD (11/7/22)	
Career	4, at Mississippi State (1/2/21)	
Steals		
Season	4, HOWARD (11/7/22)	
Career	4, HOWARD (11/7/22)	
Blocked Shots		
Season	4, DUQUESNE (11/11/22)	
Career	4, DUQUESNE (11/11/22)	
Minutes Played		
Season	21, DUQUESNE (11/11/22)	
Career	35, at Mississippi State (1/2/21)	
MISCELLANEOUS		
Dunks	2022-23	CAREER
	2	15
Double-Figure		
Scoring Games	0	0
Double-Figure		
Rebounding Games	0	2
Games With		
Double-Double	0	0
Games Led UK		
in Scoring	0	0
Games Led UK		
in Rebounding	0	2
Games Led UK		
in Assists	0	0
Games Led UK		
in Steals	1	3
Games Led UK		
in Blocks	1	7
Games With		
3+ Assists	0	1
Games With		
3+ Blocks	1	2
Games With		
3+ Steals	1	1
Games With		
3+ Three-Pointers	0	0

Game-By-Game Statistics																
Opponent	Date	GS	Min	FG-A	Pct.	3FG-A	Pct.	FT-A	Pct.	Off-Def-Tot	PF	Ast	TO	Blk	Stl	Pts
HOWARD	11/7	*	20	1-2	.500	0-0	.000	2-6	.333	0-3-3	2	2	2	1	4	4
DUQUESNE	11/11	*	21	1-4	.250	0-0	.000	2-4	.500	2-1-3	2	0	2	4	1	4

Career Statistics																
Year	GP-GS	Min-Avg	FG-FGA	Pct	3FG-FGA	Pct	FT-FTA	Pct	Off-Def-Tot-Avg	PF-FO	Ast	TO	Blk	Stl	Pts	Avg
2020-21	21-3	254-12.1	13-32	.406	0-0	.000	15-27	.556	24-39-63-3.0	41-1	8	19	11	6	41	2.0
2021-22	28-0	175-6.2	16-24	.667	0-1	.000	10-23	.435	16-37-53-1.9	33-0	3	14	11	5	42	1.5
2022-23	2-2	41-20.5	2-6	.333	0-0	.000	4-10	.400	2-4-6-3.0	4-0	2	4	5	5	8	4.0
TOTAL	51-5	470-9.2	31-62	.500	0-1	.000	29-60	.483	42-80-122-2.4	78-1	13	37	27	16	91	1.8

BOX SCORES

GAME ONE

#4/4 KENTUCKY 95, HOWARD 63



Official Basketball Box Score - Final
Howard at Kentucky
11/01/22 Rupp Arena, Lexington
2022-23 Men's Basketball

Game Time: 6:30 PM
Game Duration: 1:56
Attendance: 14,750

Officials: Tony Greene, Patrick Evans, Michael Wallace

Howard - 63

Record: 0-1

NO. Name	Min	FG	3P	FT	Rebounds	Fouls	TP	AS	TO	ST	Blocks	+/-
2 Steve Settle	26:41	5-12	3-3	1-5	6	2	8	1	2	1	0	1
12 Kobi Dickson	23:16	6-9	0-0	1-1	4	1	5	1	1	1	0	15
24 Jordan Wood	15:27	1-12	1-8	0-0	1	2	3	0	3	0	1	0
5 Eligh Hawkins	27:52	4-10	3-5	3-4	0	3	2	2	14	2	4	1
5 Aaron Williams	28:40	3-9	0-3	0-1	2	1	0	2	6	2	3	0
22 Shy Odum	18:07	2-9	1-1	1-2	0	5	5	3	3	6	0	2
34 Bryce Harris	13:25	1-4	0-2	0-0	0	2	2	0	1	2	0	0
11 Okei Okogie	12:13	0-3	0-0	0-0	2	0	2	0	0	0	2	0
15 Reece Brown	07:39	1-1	0-0	0-0	1	0	1	2	0	2	1	1
13 Thomas Weiler	07:07	0-0	0-0	0-0	0	0	0	0	0	0	1	0
4 Miles Stewart	10:57	0-3	0-3	0-0	0	2	2	0	0	0	0	1
10 Talin Lewis	04:25	0-1	0-0	0-0	0	1	1	0	0	0	0	0
55 Freedom Rhames	04:08	1-1	1-1	2-2	0	0	0	1	3	0	0	0
Team		2	2	4	3	0	0	0	0	0	0	0
Totals		20-67	7-25	10-13	13	24	37	15	12	63	10	16

Technical Fouls: NONE

Kentucky - 95

Record: 1-0

NO. Name	Min	FG	3P	FT	Rebounds	Fouls	TP	AS	TO	ST	Blocks	+/-
0 Jacob Toppin	31:53	5-12	1-2	4-7	3	8	11	2	4	13	2	0
24 Chris Livingston	19:08	4-6	1-2	0-0	1	3	4	3	6	0	1	0
55 Lance Ware	19:54	1-2	0-0	2-6	0	3	3	2	4	2	4	1
11 CJ Fredrick	30:25	6-8	2-5	6-7	0	3	3	0	8	2	6	1
22 Casson Wallace	34:38	7-11	1-2	0-0	2	6	8	4	1	15	9	2
12 Antonio Reeves	24:54	8-16	1-2	0-1	0	1	1	1	2	22	2	3
33 Ugoana Oryemso	20:06	3-4	0-0	0-1	1	3	4	0	2	6	1	0
3 Adus Theng	13:47	0-1	0-0	0-0	1	4	5	0	4	4	1	1
14 Brennan Canada	01:47	0-1	0-1	0-0	0	1	0	0	0	0	0	0
21 Walker Horn	01:44	0-0	0-0	0-0	0	0	0	0	0	0	0	0
25 Karson Watkins	01:44	0-0	0-0	0-0	0	0	0	0	0	0	0	0
Team		2	2	2	0	0	0	0	0	0	0	0
Totals		34-62	11-24	16-28	10	32	42	12	12	95	20	10

Technical Fouls: NONE

HOW UKY

Points from Turnovers 18 35

Best Scoring Run 1 (1st 18:17) 38 (2nd 2:11)

Lead Changes 2

Times Tied 1

Time with Lead 00:24 38:54

GAME FOUR

SOUTH CAROLINA STATE AT KENTUCKY

GAME TWO

#4/4 KENTUCKY 77, DUKESNE 52



Official Basketball Box Score - Final
Dukesne at Kentucky
11/11/22 Rupp Arena, Lexington
2022-23 Men's Basketball

Game Time: 7:00 PM
Game Duration: 1:05
Attendance: 10,014

Officials: Keith Patterson, Matt Jarnen, Anthony Jordan

Dukesne - 52

Record: 1-1

NO. Name	Min	FG	3P	FT	Rebounds	Fouls	TP	AS	TO	ST	Blocks	+/-
4 Tre Williams	21:32	2-6	0-1	0-0	0	2	2	1	0	4	0	1
20 Joe Reace	20:34	1-5	1-3	0-0	2	3	5	1	0	2	1	1
1 Jimmy Clark III	27:29	4-13	1-2	0-0	0	3	3	3	1	1	0	1
3 Dae Dae Grant	28:43	1-8	0-3	1-2	0	3	3	2	3	2	0	1
55 Quincy McGriff	23:33	1-9	1-7	1-2	0	3	3	0	1	4	1	0
9 Terin Brewer	14:52	1-5	0-1	0-0	0	2	0	1	1	6	2	0
21 R.J. Gunn	14:14	2-6	2-6	1-2	0	2	2	1	1	7	0	0
34 Austin Rotloff	14:45	4-6	0-0	0-0	4	2	6	2	0	8	0	2
14 Matus Kronsky	15:53	1-3	1-2	0-0	0	1	1	0	0	0	1	0
32 Kareem Rozier	07:54	1-1	1-1	0-0	0	0	0	0	1	0	3	1
35 Kevin Eastley	04:14	1-3	0-0	0-0	0	0	0	0	1	0	0	0
2 David Dixon	04:41	1-1	0-0	0-0	0	0	0	0	2	0	0	0
22 Andy Barba	01:26	0-0	0-0	0-0	0	1	1	0	0	0	0	0
Team		5	2	7	0	0	0	0	0	0	0	0
Totals		20-65	7-25	5-8	11	24	35	16	1	22	11	5

Technical Fouls: Dixon 2nd 3:06

Kentucky - 77

Record: 2-0

NO. Name	Min	FG	3P	FT	Rebounds	Fouls	TP	AS	TO	ST	Blocks	+/-
0 Jacob Toppin	27:42	4-12	0-1	0-0	1	7	8	2	0	8	3	2
24 Chris Livingston	19:15	2-7	1-2	0-0	1	6	7	0	2	5	0	1
55 Lance Ware	21:03	1-4	0-0	2-4	2	1	3	2	3	4	0	2
11 CJ Fredrick	30:42	5-9	4-7	0-0	0	2	2	0	2	14	3	1
22 Casson Wallace	27:25	3-6	1-1	1-2	2	1	3	1	8	4	2	1
12 Antonio Reeves	27:33	5-9	4-6	4-6	0	3	3	0	4	18	0	2
2 Salvir Wheeler	27:23	4-7	1-2	2-2	1	5	6	1	1	11	2	2
33 Ugoana Oryemso	18:57	4-7	0-0	1-2	4	6	10	1	2	9	1	0
Team		0	4	4	0	1	0	0	0	0	0	0
Totals		38-81	11-19	10-15	11	35	46	7	15	77	22	15

Technical Fouls: NONE

DUO KEN

Biggest lead 9 (1st 18:36) 25 (2nd 2:07)

Best Scoring Run 7 (2nd 18:08) 71 (1st 16:41)

Lead Changes 3

Times Tied 1

Time with Lead 01:51 37:13

GAME FIVE

KENTUCKY AT GONZAGA

GAME THREE

KENTUCKY VS. MICHIGAN STATE

GAME SIX

NORTH FLORIDA AT KENTUCKY

GAME SEVEN

BELLARMINE AT KENTUCKY

GAME EIGHT

KENTUCKY VS. MICHIGAN

GAME NINE

YALE AT KENTUCKY



THE STAT CREW SYSTEM
Kentucky Combined Team Statistics (as of Nov 11, 2022)
All games

RECORD:	OVERALL	HOME	AWAY	NEUTRAL
ALL GAMES	2-0	2-0	0-0	0-0
CONFERENCE	0-0	0-0	0-0	0-0
NON-CONFERENCE	2-0	2-0	0-0	0-0

##	Player	gp-gs	min	avg	Total		3-Point		F-Throw		Rebounds				pf	dq	a	to	blk	stl	pts	avg
					fg-fga	fg%	3fg-fga	3fg%	ft-fa	ft%	off	def	tot	avg								
12	Antonio Reeves	2-0	53	26.5	13-25	.520	10-18	.556	4-6	.667	0	4	4	2.0	1	0	2	5	1	1	40	20.0
01	CJ Fredrick	2-2	61	30.5	11-18	.611	6-12	.500	6-7	.857	0	5	5	2.5	0	0	6	1	0	1	34	17.0
22	Cason Wallace	2-2	62	31.0	10-17	.588	2-3	.667	1-2	.500	4	7	11	5.5	5	0	13	6	1	4	23	11.5
00	Jacob Toppin	2-2	59	29.5	9-24	.375	1-3	.333	4-7	.571	4	15	19	9.5	4	0	5	2	1	4	23	11.5
02	Sahvir Wheeler	1-0	28	28.0	4-7	.571	1-2	.500	2-2	1.000	1	5	6	6.0	1	0	11	2	1	2	11	11.0
33	Ugonna Onyenso	2-0	39	19.5	7-11	.636	0-0	.000	1-3	.333	5	9	14	7.0	1	0	2	0	7	0	15	7.5
24	Chris Livingston	2-2	38	19.0	6-13	.462	2-4	.500	0-0	.000	2	9	11	5.5	3	0	0	2	0	2	14	7.0
55	Lance Ware	2-2	41	20.5	2-6	.333	0-0	.000	4-10	.400	2	4	6	3.0	4	0	2	4	5	5	8	4.0
03	Adou Thiero	1-0	13	13.0	0-1	.000	0-0	.000	4-6	.667	1	4	5	5.0	0	0	1	1	0	0	4	4.0
25	Kareem Watkins	1-0	2	2.0	0-0	.000	0-0	.000	0-0	.000	0	0	0	0.0	0	0	0	0	0	0	0	0.0
21	Walker Horn	1-0	2	2.0	0-0	.000	0-0	.000	0-0	.000	0	0	0	0.0	0	0	0	1	0	0	0	0.0
14	Brennan Canada	1-0	2	2.0	0-1	.000	0-1	.000	0-0	.000	0	1	1	1.0	0	0	0	0	0	0	0	0.0
Team											2	4	6				1					
Total.....		2	400		62-123	.504	22-43	.512	26-43	.605	21	67	88	44.0	19	0	42	25	16	19	172	86.0
Opponents.....		2	400		43-133	.323	14-51	.275	15-21	.714	24	48	72	36.0	35	0	23	27	2	12	115	57.5

TEAM STATISTICS	UK	OPP	Date	Opponent	Score	Att.
SCORING	172	115	11/07/22	HOWARD	w 95-63	18750
Points per game	86.0	57.5	1 11/11/22	DUQUESNE	w 77-52	20014
Scoring margin	+28.5	-				
FIELD GOALS-ATT	62-123	43-133	1 = Tribute Classic (Rupp Arena Lexington, Ky.) * = Conference game			
Field goal pct	.504	.323				
3 POINT FG-ATT	22-43	14-51				
3-point FG pct	.512	.275				
3-pt FG made per game	11.0	7.0				
FREE THROWS-ATT	26-43	15-21				
Free throw pct	.605	.714				
F-Throws made per game	13.0	7.5				
REBOUNDS	88	72				
Rebounds per game	44.0	36.0				
Rebounding margin	+8.0	-				
ASSISTS	42	23				
Assists per game	21.0	11.5				
TURNOVERS	25	27				
Turnovers per game	12.5	13.5				
Turnover margin	+1.0	-				
Assist/turnover ratio	1.7	0.9				
STEALS	19	12				
Steals per game	9.5	6.0				
BLOCKS	16	2				
Blocks per game	8.0	1.0				
ATTENDANCE	38764	0				
Home games-Avg/Game	2-19382	0-0				
Neutral site-Avg/Game	-	0-0				

Score by Periods	1st	2nd	Totals
Kentucky	87	85	172
Opponents	48	67	115