



# DUQUESNE BASKETBALL

Athletics Web Site: [GoDuquesne.com](http://GoDuquesne.com) • Athletics Twitter/Facebook/YouTube/Instagram: @GoDuquesne • Men's Basketball Twitter: @DuqMBB

## 2022-23 DUQUESNE DUKES

### NOVEMBER (1-0)

8	Tues.	MONTANA	W	91-63
11	Fri.	at Kentucky - TC	SECN	7:00
14	Mon.	SOUTH CAROLINA STATE - TC	CBSSN	7:00
18	Fri.	vs. Colgate - at Akron, Ohio		6:00
21	Mon.	NORTH FLORIDA - TC	ESPN+	7:00
23	Wed.	ALABAMA STATE	ESPN+	7:00
29	Tues.	UC SANTA BARBARA	ESPN+	7:00

### DECEMBER (0-0)

3	Sat.	BALL STATE	ESPN+	2:00
8	Thurs.	MARSHALL	ESPN+	7:00
11	Sun.	NEW MEXICO STATE	ESPN+	4:00
14	Wed.	DEPAUL	ESPN+	7:00
17	Sat.	INDIANA STATE	ESPN+	2:00
21	Wed.	WINTHROP (DH)	ESPN+	2:00
28	Wed.	at Dayton+	ESPN+	7:00
31	Sat.	RHODE ISLAND+	ESPN+	1:00

### JANUARY (0-0)

4	Wed.	VCU+	ESPN+	7:00
7	Sat.	at Richmond+	ESPN+	6:00
11	Wed.	at Saint Joseph's+	ESPN+	7:00
18	Wed.	at St. Bonaventure+	ESPN+	7:00
21	Sat.	FORDHAM+	ESPN+	2:00
25	Wed.	LOYOLA CHICAGO+	ESPN+	7:00
28	Sat.	at Massachusetts+	ESPN+	4:00

### FEBRUARY (0-0)

4	Sat.	at George Washington+	ESPN+	2:00
8	Wed.	GEORGE MASON+	ESPN+	7:00
11	Sat.	ST. BONAVENTURE+	USA	12:30
15	Wed.	SAINT JOSEPH'S+	ESPN+	7:00
18	Sat.	at Saint Louis+	ESPN+	8:00
22	Wed.	at La Salle+	ESPN+	7:00
26	Sun.	DAVIDSON+	USA	2:00

### MARCH (0-0)

1	Wed.	MASSACHUSETTS+	ESPN+	7:00
4	Sat.	at Fordham+	ESPN+	2:00

### ATLANTIC 10 CHAMPIONSHIP • Brooklyn, N.Y.

7-12				TBD
------	--	--	--	-----

TC - Tribute Classic presented by Kentucky Tourism MTE  
Nov. 18 vs. Colgate at Akron St. Vincent-St. Mary HS  
Nov. 21 preceded by DU women vs. Howard at 11 am  
+ Atlantic 10 Conference game



## G | DUQUESNE (1-0) at No. 4 (AP) KENTUCKY (1-0)

Fri., Nov. 11 2022 • 7:00 pm ET • Lexington, Ky. • Rupp Arena at Central Bank Center (20,500)

LIVE STREAM: SECN with Mike Morgan & Mark Wise

RADIO: 104.7 HD2 / iHeartRadio with Ray Goss ('58) & Jarrett Durham ('71)

IN-GAME STATS: <https://bit.ly/3NKD5Gm>



### DUQUESNE DUKES

Record: 1-0

Atlantic 10: 0-0

Non-Conference: 1-0

H: 1-0; A: 0-0; N: 0-0

Head Coach: Keith Dambrot

Overall: 485-280 (25th season)

At Duquesne: 72-71 (6th season)

### LEADERS

Points	Dae Dae Grant (25.0)
Rebounds	Austin Rotroff (6.0)
Assists	Jimmy Clark III & Joe Reece (3/3.0)
Steals	Joe Reece & Matus Hronsky (2/2.0)
Blocks	Joe Reece (2/2.0)
3-Pointers	Dae Dae Grant (6/6.0)

### TEAM

Points / Margin	91.0 / +28
Rebounds / Margin	36.0 / +13.0
Turnovers / Margin	13.0 / even



### KENTUCKY WILDCATS

Record: 1-0

SEC: 0-0

Non-Conference: 1-0

H: 1-0; A: 0-0; N: 0-0

Head Coach: John Calipari

Overall: 811-241 (31st season)

At Kentucky: 366-101 (14th season)

### LEADERS

Points	Antonio Reeves (22.0)
Rebounds	Jacob Toppin (11.0)
Assists	Cason Wallace (9/9.0)
Steals	Lance Ware (4/4.0)
Blocks	Ugonna Onyenso (4/4.0)
3-Pointers	Antonio Reeves (6/6.0)

### TEAM

Points / Margin	95.0 / +32.0
Rebounds / Margin	42.0 / +5.0
Turnovers / Margin	10.0 / +6.0

Duquesne (1-0), coming off a season-opening 91-63 win over Montana on Tuesday, heads to Lexington, Ky. to face No. 4 (AP) Kentucky (1-0) on Friday, Nov. 11 at 7:00 p.m. (SECN). This is just one of two times the Dukes will leave city limits in non-conference play (the other is a trip to Akron, Ohio to face Colgate on Nov. 18). This is Duquesne's first game versus a ranked team since an 80-70 defeat at No. 5 (AP) Dayton on Feb. 22, 2020. UK is the highest-ranked team DU has faced since its last trip to Lexington, when the No. 2 (AP) Cats handed Jim Ferry's Dukes a 93-59 defeat on Nov. 20, 2016. Duquesne is a team in transition with 10 first-year players on the roster. Sixth-year DU head Coach Keith Dambrot who entered the season second among Atlantic 10 coaches with 484 wins, saw seven players make their Duquesne debut vs. Montana. Dambrot 4-2 vs. the SEC with wins over Mississippi State (twice), South Carolina and Arkansas, all while at Akron. Kentucky, playing without three starters, extended its home win streak to 20 in a 95-63 win over Howard on Monday.

## 2022-23 DUQUESNE UNIVERSITY DUKES

\* - indicates last game starters

#	P	Name	Ht	Cl	Pts	Reb	G/GS	Hometown	Quick Facts
0	G	Tevin Brewer	5-8	Gr.	---	---	-/-	Fort Smith, Ark.	Started 66g in 3 yrs at FIU; averaged 15.2 points and 5.6 apg. last year
1	G	* Jimmy Clark III	6-3	Jr.	8.0	3.0	1/1	Covington, Ga.	Began his college career at VCU (33g in 2020 & 2021)
2	F	David Dixon	6-9	Fr.	4.0	2.0	1/0	Memphis, Tenn.	Averaged a double-double last year at Speights Academy
3	G	* Dae Dae Grant	6-2	Jr.	25.0	3.0	1/1	Lorain, Ohio	Started 84 of 87g in 3 yrs at Miami, Ohio; has 1,196 career points
4	F	* Tre Williams	6-7	Jr.	6.0	4.0	1/1	Reynoldsburg, Ohio	Scored in double-digits 16 times in 26 games last season
5	F	Halil Barre	6-9	Fr.	---	---	-/-	Cotonou, Benin	Spent time with the Benin National Team this summer
14	F	Matus Hronsky	6-8	Fr.	13.0	0.0	1/0	Poruba, Slovakia	Scored 13 points in 29 minutes off the bench vs. Montana
20	F	* Joe Reece	6-8	Sr.	12.0	5.0	1/1	St. Louis, Mo.	Has 84g of D-I experience at Old Dominion (3yrs) & Bowling Green (1yr)
21	F	R.J. Gunn Jr.	6-7	Gr.	3.0	2.0	1/0	Columbia, S.C.	D-II Lenoir-Rhyne transfer sat out last season with ankle injury
22	F	Andy Barba	6-6	So.	---	---	-/-	Cleveland, Ohio	Prepped at International Sports Academy (Ohio)
23	G	Devin Carney	6-1	Fr.	---	---	-/-	Butler, Pa.	Was a 2,000-point scorer at Butler Area High School
25	G	Jaylen Cole-Williams	6-1	So.	---	---	-/-	Reston, Va.	Has seen action in one game at Duquesne
30	G	Jake Harper	6-3	Jr.	---	---	-/-	Dayton, Ohio	Has played in five career games
32	G	Kareem Rozier	5-9	Fr.	0.0	4.0	1/0	Detroit, Mich.	Was a finalist for 2021-22 Michigan Mr. Basketball
34	F	Austin Rotroff	6-10	Gr.	4.0	6.0	1/0	Wauseon, Ohio	Has played in 66 career games with eight starts
35	F	Kevin Easley Jr.	6-7	Jr.	6.0	5.0	1/0	Indianapolis, Ind.	Scored in double digits a team-high 21 times last season
55	G	* Quincy McGriff	6-6	So.	10.0	2.0	1/1	Los Angeles, Calif.	2nd team NJCAA All-American at Salt Lake CC; 10 pts. vs. Montana

## QUICK FACTS

### GENERAL

Name of School	Duquesne University
Street Address	600 Forbes Avenue
City/Zip	Pittsburgh, Pa. 15282
Founded	1878 by the Holy Ghost Fathers
Enrollment	8,333
Nickname	Dukes
School Colors	Red and Blue
	Red (PMS 200) & Blue (PMS 282)
Arena/Capacity	UPMC Cooper Fieldhouse/3,500
Affiliation	NCAA Division I
Conference	Atlantic 10 / 46th season
President	Ken Gormley (Pittsburgh '77)
Athletics Director	Dave Harper (Wright St. '92)
University Website	www.duq.edu
Athletics Website	www.GoDuquesne.com

### HISTORY

First Year of Basketball	1913-14
All-Time Record	1,442-1,165 (107th year)
Atlantic 10 Record	259-457 (46th year)
A-10 Champ Record	21-41 (42 appearances)
	1977 (Champion), 1981 (runner-up), 2009 (runner-up)
NCAA Tournament/Last (Record)	5/1977 (4-5)
	1940 (Final Four), 1952 (Regional Final), 1969 (Regional Semifinal), 1971 (First Round), 1977 (First Round)
NIT/Last (Record)	17/2009 (17-19)
	1940 (runner-up), 1941, 1947, 1950, 1952, 1953, 1954 (runner-up), 1955 (Champion), 1956, 1962, 1964, 1968, 1970, 1980, 1981, 1994, 2009
CBI/Last (Record)	3/2016 (2-3)
	2010, 2011, 2016
Last Post-Season Opponent	
	at Morehead State (L 72-82) 2016 CBI (Second Round)

### COACHING STAFF

Head Coach	Keith Dambrot (Akron '82)
Record at Duquesne	72-71 (6th year)
Career Record	485-280 (25th year)
Associate Head Coach	Dru Joyce (Akron '16)
Assistant Coaches	Rick McFadden (Akron '05) Charles Thomas (Eastern Michigan '00) Terry Weigand (Ashland '89)
Chief of Staff	Andy Allison (Youngstown State '00)
Video Coordinator	Tim Baker (Toledo '21)
Graduate Asst.	Gabe Samangy (St. John's '22)
Dir. Community Relations and Player Mentoring	Bill Brown (Ohio '74)
Assoc. AD/Sports Performance	John Henderson
Athletic Trainer (MBB)	Yuta Ozawa

### 2022-23 TEAM INFORMATION

Players Returning/Lost	7/10
Starters Back/Lost	2/3
Breakdown (Gr./Sr./Jr./So./Fr.)	3/1/5/3/5
First-Year Players	10
	Barre, Brewer (Gr.), Carney, Clark III, Dixon, Grant, Hronsky, McGriff, Reece, Rozier

### 2021-22 TEAM INFORMATION

	ALL	H	A	N
Record Last Year	6-24	3-11	1-10	2-3
A-10/Finish	1-16/14th	0-8	1-8	0-0
A-10 Championship				0-1

## WORTH NOTING

- Duquesne has added 10 newcomers as it looks to bounce back from last year's 6-24 season.

- Sixth-year head coach **Keith Dambrot**, who enters the season with the second-most career wins among Atlantic 10 coaches, welcomes back a pair of starters in 6-7 junior forwards **Kevin Easley Jr.** (10.7, 6.6) and **Tre Williams** (10.8, 5.7). Easley Jr., a second-year transfer from TCU, scored in double digits a team-high 21 times including a season-best 20 points in DU's season-ending loss to Rhode Island in the first round of the Atlantic 10 Championship. Williams, who came to Duquesne last year from Indiana State, ranked 39th nationally in blocks/g. (2.08) despite missing DU's final four games following a knee injury suffered in the Feb. 23 game vs. Davidson. Both Easley Jr. and Williams averaged over 31 minutes per game in a thin Duquesne frontcourt.

- Dambrot will be looking for a pair of returning grad students, both of whom had their 2021-22 seasons cut short by injury, to contribute in the frontcourt. **F Austin Rotroff** (2.9, 3.8), who has played in 65 career games with eight starts, shook off a preseason foot injury to play the best basketball of his DU career prior to re-injuring his foot in early January. The injury forced him to the sidelines for the remainder of the season and led to off-season surgery. DU went 0-16 following Rotroff's departure. **F R.J. Gunn**, a 1,183-point career scorer at D-II Lenoir-Rhyne, missed last season following a preseason ankle injury.

- Duquesne has added four transfers with Division I experience in junior **G Dae Dae Grant** (1,171 points in three seasons at Miami, Ohio), grad student **G Tevin Brewer** (760 points in three seasons at FIU), senior **F Joe Reece** (631 points in three seasons at Old Dominion and one at Bowling Green) and junior **G Jimmy "Tre" Clark III** who scored 130 points in two seasons at VCU, prior to leading Northwest Florida to a NJCAA National Championship last season. The foursome has 2,692 points in 269 combined games (including 201 starts) of D-I experience.

- In addition to the four D-1 transfers, **Dambrot** has also brought in Second Team All-American JUCO guard **Quincy McGriff**. McGriff, a sophomore, led his Salt Lake Community College team to the NJCAA championship game where it lost to fellow newcomer Tre Clark's Northwest Florida team. McGriff, a Los Angeles native, and Clark both earned spots on the NJCAA All-Tournament Team.

- Dambrot also added five freshmen including 5-9 PG **Kareem Rozier**, who was one of five finalists for Michigan Mr. Basketball and fellow guard **Devin Carney**, who was a 2,000-point scorer at nearby Butler Area High School. Fellow freshman 6-8 wing **Matus Hronsky**, who hails from Poruba, Slovakia, comes to the Bluff as a polished 3-point shooter. Six-nine forwards **Halil Barre** and **David Dixon** are expected to provide depth in the frontcourt. Barre, who spent time this summer playing with the Benin National Team, played at Scotland (Pa.)

### RETURNEES OVER 15 PPG. & 5 APG. IN 2022

Tevin Brewer is one of six returning Division I players who averaged over 15.0 points and 5.0 assists per game in 2021-22:

Player	Ppg.	App.
Grant Sheffield, Nevada*	19.1	6.4
Hunter Maldonado, Wyoming	18.5	6.3
Dayvion McKnight, Western Ky.	16.2	5.5
Tosan Evbuomwan, Princeton	16.0	5.1
Jalen Moore, Oakland	15.5	7.7
<b>Tevin Brewer, FIU</b>	<b>15.2</b>	<b>5.6</b>

\* - transferred to Oklahoma

Tevin Brewer and Dae Dae Grant combined for more assists (301) than Duquesne had as a team (300) in 2021-22:

Player	Ast	TO	Ratio
Tevin Brewer	169	84	2.01-1
Dae Dae Grant	132	59	2.24-1
<b>Total</b>	<b>301</b>	<b>143</b>	<b>2.10-1</b>
<b>Duquesne Team</b>	<b>300</b>	<b>344</b>	<b>0.87-1</b>

### D-1 EXPERIENCE RETURNING

Name	CL	G/GS	Pts
Kevin Easley Jr.	Jr.	85/67	848
Tre Williams	Jr.	81/81	723
Austin Rotroff	Gr.	65/8	168
Jake Harper	Jr.	5/0	6
R.J. Gunn Jr.	Gr.	1/0	0
J.J. Cole-Williams	So.	1/0	0

**TOTAL 237/156 1,745**

• Gunn scored 1,183 points in 93g at D-II Lenoir-Rhyne (he played four minutes in one game for Duquesne last year)

### D-1 EXPERIENCE ADDED

Name	CL	G/GS	Pts
Dae Dae Grant	Jr.	87/84	1,171
Tevin Brewer	Gr.	66/66	760
Joe Reece	Sr.	83/51	631
Tre Clark III	Jr.	33/0	130

**TOTAL 269/201 2,692**

• Grant's stats from Miami, Ohio (3 yrs)

• Brewer's stats from FIU (3 yrs)

• Reece's stats from Old Dominion (3 yrs) and Bowling Green (1 yr)

• Clark's stats from VCU (2 yrs)

Campus last season, while Dixon, who hails from Memphis, Tenn., played for Speights (Fla.) Academy in 2021-22.

- Duquesne's 10.0 assists per game last season was the second-lowest average in school history, and ranked 342nd of 350 NCAA D-I programs. That lack of ball movement led to a .403 shooting percentage (the team's lowest since 2000), 65.2 points per game (lowest since 2002) and Keith Dambrot's first losing season since 1992-93. Dambrot took steps to improve that mark with the addition of veteran transfer guards **Tevin Brewer** (324 career assists at FIU) and **Dae Dae Grant** (248 career assists at Miami, Ohio), who bring 572 career assists to the Dukes roster. Brewer, who has a 2.1-to-1 career assist-to-turnover ratio (4.9 apg. career), ranked 10th nationally in assist rate (KenPom) and 15th in NCAA assists/g. (5.6) last season. The 5-8 point guard averaged 15.2 ppg. and 5.6 apg. in earning third team All-Conference USA honors last season and is one of just six Division I returnees who averaged over 15 & 5 last season. Grant (17.2 ppg. 4.1 apg.), who was one of 19 players to average over 17.0 points and 4.0 assists/g. last season, led the MAC with a 2.24-to-1 assist-to-turnover ratio. Grant's 561 points last season (1,171 career) were the 10th-highest total in Miami history. **Brewer (169) and Grant (132) combined for one more assist than the Duquesne TEAM in 2021-22 (301-to-300).**

- Duquesne's frontcourt lost a total of 50 games due to injury last season: **R.J. Gunn Jr.** (29) **Austin Rotroff** (17) and **Tre Williams** (4). Gunn Jr., suffered a preseason ankle injury and managed to play four minutes in the third game of the season before shutting it down. Rotroff had a preseason foot injury that slowed him in the early season and forced him to the sidelines permanently in mid-January with the Dukes sitting at 6-7. Williams (knee) was lost for the last four games of the season.

- DU, which will open the season with a pair of 1,000-point scorers in **R.J. Gunn Jr.** (1,183 at D-II Lenoir-Rhyne) and **Dae Dae Grant** (1,171 at Miami, Ohio), could finish the year with as many as five 1,000-point scorers as **Kevin Easley Jr.** (needs 146), **Tevin Brewer** (needs 240) and **Tre Williams** (needs 271) all have a realistic shot at reaching 1,000 in 2022-23. The last time DU had three players with 1,000 points on the floor at the same time was in 1998 (Kevin Price, Mike James and Nick Bosnic). Duquesne has never had four players with 1,000 points on the floor at the same time.

## A COMMONWEALTH CONNECTION

- **JIM TUCKER (1952-54)**, who was inducted to the Kentucky High School Association Hall of Fame in April of 2012, was an All-American for the Dukes in 1952. Tucker, who played at Paris (Ky.) Western High School in the late-1940s, [was guided to Duquesne by legendary UK coach Adolph Rupp, who was a friend of DU head coach Duddy Moore](#). Tucker, who was in the same class as - and played with - the father of current Duquesne head coach Keith Dambrot, led DU to a 70-15 record and three consecutive AP Top 10 rankings in his three seasons on the Bluff. Tucker was the first player in school history to score 500 points in a season (512 points, 18.9 ppg.) when he helped lead the '52 Dukes to a 23-4 record and No. 4 national rank as a sophomore. The '54 Dukes were the first (and only) DU team to ever reach No. 1 in both the AP and UPI polls following a 20-0 start. Moore called Tucker: "*the greatest jumper in college basketball today*" in 1953. Tucker, who played three seasons with the NBA Syracuse Nationals, joined Earl Lloyd as one of the first two African-American players to play for an NBA championship team in 1955.

## A PROVEN WINNER

Keith Dambrot enters his 25th season ranked second among Atlantic 10 head coaches in career wins and fourth in career winning percentage.

### A-10 COACHES BY CAREER WINS

entering 2022-23 season

W's	Coach	Season	School
580	Fran Dunphy	31st	La Salle
<b>484</b>	<b>KEITH DAMBROT</b>	<b>25th</b>	<b>Duquesne</b>
448	Travis Ford	26th	Saint Louis
354	Chris Mooney	21st	Richmond
350	Mark Schmidt	22nd	St. Bonaventure
346	Mike Rhoades	19th	VCU
295	Anthony Grant	15th	Dayton
288	Frank Martin	16th	Massachusetts

### A-10 COACHES BY CAREER WIN PCT.

entering 2022-23 season

W's	Coach	Record	School
.657	Mike Rhoades	346-181	VCU
.647	Anthony Grant	295-161	Dayton
.641	Fran Dunphy	580-325	La Salle
<b>.634</b>	<b>KEITH DAMBROT</b>	<b>484-280</b>	<b>Duquesne</b>
.630	Archie Miller	206-121	Rhode Island
.589	Frank Martin	288-201	Massachusetts
.566	Travis Ford	448-343	Saint Louis

## DUKES UNDER DAMBROT

CATEGORY	W-L	STREAK
In Overtime	8-3	L2
Games Decided by 3 or Fewer Points	16-10	L2
In One-Point Games	5-3	L2
Scoring 70 or More	54-21	W1
Scoring 80 or More	26-4	W1
First to 70 Points	47-7	W3
Opponent Under 70	46-13	W1
When shooting 50% or >	18-2	W1
Leading with 5:00 Left	57-4	W11
Leading at the Half	50-20	W1

DU has 18 wins when trailing at the half over the past four seasons

## KEITH DAMBROT VS. THE SEC

ranking listed is AP

Duquesne head coach Keith Dambrot is 4-2 vs. the SEC, with all six meetings coming while at Akron. Dambrot's Zips posted road wins at Mississippi State and Arkansas.

### at AKRON

12/20/05	vs. Mississippi State*	W	83-72
11/9/11	@ Mississippi State	W	68-58
12/25/13	vs. South Carolina+	L	59-69
12/28/13	@ South Carolina	L	45-78
11/23/14	vs. South Carolina#	W	68-63
11/18/15	@ Arkansas	W	88-80

\* - San Juan Shootout, Guaynabo, Puerto Rico

+ - Diamond Head Classic, Honolulu, Hawaii

# - Charleston Classic, Charleston, S.C.

## DU & UK BY THE NUMBERS

CATEGORY	UK	DUQ
Record	1-0	1-0
Streak	W1	W1
Last 5 g.	n/a	n/a
Scoring avg.	95.0	91.0
Opp. Scoring	63.0	63.0
Ppg. Margin	+32.0	+28.0
Field Goal %	.548	.644
Opp. FG %	.343	.385
Three-Pt. %	.458	.417
Opp. 3-Pt. %	.280	.300
Free Throw %	.571	.625
Turnovers /g.	10.0	13.0
Opp. TO's /g.	16.0	13.0
TO Margin	+6.0	even
Rebounds	42.0	36.0
Opp. Reb.	37.0	23.0
Reb. Margin	+5.0	+13.0
Assists/g.	20.0	15.0
Steals /g.	10.0	10.0
Blocks /g.	5.0	4.0

### THE SERIES

- This is the first of three Dukes games as part of the Tribute Classic presented by Kentucky Tourism; vs. South Carolina State (Nov. 14) and vs. North Florida (Nov. 21) are the others. This is DU's lone road game in the Classic.
- This is the third meeting between the Dukes and Wildcats, with UK ranked No. 2 (AP) in the two previous games. The first was a 55-42 win by No. 2 Kentucky in the first round of the UK Invitation Tournament on Dec. 17, 1982 at Rupp Arena. The crowd for that game (23,964) stands as the largest at DU team has played before in its 106-plus seasons of basketball. Kentucky also downed the Dukes 93-59 at Rupp on Nov. 20, 2016.
- This is DU's second game against an SEC opponent in 25 seasons. The last non-Kentucky opponent was on Dec. 3, 1997 at Florida (L, 66-99).
- Duquesne is 6-13 all-time against schools that comprise the current SEC.
- The Dukes are looking for their first win on a current SEC team's home floor (0-6).
- DU's last win over a current SEC team came on Jan. 30, 1978 at home over South Carolina (63-61) when the Gamecocks were an independent
- Duquesne's last win over an active SEC team was on Dec. 27, 1972 over Georgia (71-66) at the Quaker City Tournament in Philadelphia.
- The Wildcats are in their 14th season under Moon Township, Pa. native and Clarion University graduate John Calipari. Calipari is 207-17 at Rupp Arena, including a 105-6 mark in non-conference home games. UK's current home streak stands at 20 games. Calipari is 12-4 all time vs. Duquesne, with the first 15 meetings coming during his eight seasons at Massachusetts (1988-89 through 1995-96).
- This is the highest ranked team DU head coach Keith Dambrot has faced in his 25-year career (previous was No. 4 (AP) Notre Dame in the 2011 NCAA Tournament when he was at Akron (L, 56-69).
- Dambrot is 0-3 vs. ranked teams at Duquesne, including a buzzer-beating 61-58 defeat at No. 24 (AP) Rhode Island in 2018 and a pair of close losses to Dayton in 2020 (73-69 at PPG Paints Arena and 80-70 at UD).
- The highest ranked team any Duquesne team has ever defeated is #2 (AP) St. Bonaventure at home on Mar. 1, 1961 (79-74 in OT). The Dukes were unranked at the time.

## DUQUESNE vs. SEC

vs. SEC	SEC leads 13-6
At Pittsburgh	Tied 4-4
At SEC Site	SEC leads 6-0
At Neutral Site	SEC leads 3-2

### DUKES VS. THE SEC ALL-TIME

SCHOOL	W/L	LAST MEETING
Alabama	0-1	Dec. 29, 1964
Arkansas	n/a	never met
Auburn	0-2	Dec. 9, 1989
Florida	0-2	Dec. 3, 1997
Georgia	1-0	Dec. 27, 1972
Kentucky	0-2	Nov. 20, 2016
LSU	0-1	Dec. 30, 1968
Mississippi	n/a	never met
Mississippi State	n/a	never met
Missouri	0-1	Dec. 20, 1974
South Carolina	2-3	Jan. 30, 1978
Tennessee	1-1	Dec. 16, 1960
Texas A&M	2-0	Dec. 26, 1968
Vanderbilt	n/a	never met

### DUKES VS. THE SEC GAME-BY-GAME

<b>ALABAMA</b>	<b>0-1</b>	<b>1964-65</b>
Dec. 29, 1964	N-1 L	57-62
<i>1 - Charlotte Tournament, Charlotte, N.C.</i>		
<b>AUBURN</b>	<b>0-2</b>	<b>1989-90</b>
Dec. 9, 1989	A L	74-79
Dec. 13, 1990	H L	71-75
<b>FLORIDA</b>	<b>0-2</b>	<b>1997-98</b>
Dec. 7, 1996	H <sup>^</sup> L	85-95
Dec. 3, 1997	A L	66-99
<i><sup>^</sup> - Civic Arena, Pittsburgh, Pa.</i>		
<b>GEORGIA</b>	<b>1-0</b>	<b>1972-73</b>
Dec. 27, 1972	N-1 W	71-66
<i>1 - Quaker City Tournament, Philadelphia, Pa.</i>		
<b>KENTUCKY</b>	<b>0-2</b>	<b>2016-17</b>
Dec. 17, 1982	A <sup>^</sup> L	42-55
Nov. 20, 2016	A+ L	59-93
<i><sup>^</sup> - UK Invitation Tournament first round; + - Bluegrass Showcase</i>		
<b>LSU</b>	<b>0-1</b>	<b>1968-69</b>
Dec. 30, 1968	N-1 L	91-94
<i>1 - All-College Tournament, Oklahoma City, Okla.</i>		
<i>Pete Maravich scored a Duquesne opponent record 53 points. DU, coming off a win over No. 13 (AP) St. Bonaventure in the All-College Tournament's second round, entered the title game leading the nation in scoring defense at 57.3 ppg. Maravich scored 32 points in the second half to help LSU rally from a 76-66 deficit with 8:24 left.</i>		
<b>MISSOURI</b>	<b>0-1</b>	<b>1974-75</b>
Dec. 20, 1974	N-1 L	84-87
<i>1 - Big Sun Invitational, St. Petersburg, Fla.</i>		
<b>SOUTH CAROLINA</b>	<b>2-3</b>	<b>1977-78</b>
Dec. 18, 1950	H W	67-64
Mar. 7, 1973	A L	79-90
Feb. 24, 1974	H L	57-67
Feb. 16, 1977	A L	61-65
Jan. 30, 1978	H W	63-61
<b>TENNESSEE</b>	<b>1-1</b>	<b>1977-78</b>
Dec. 21, 1937	H* L	27-31
Dec. 23, 1946	H-1	forfeit
Dec. 16, 1960	H <sup>^</sup> W	79-64
<i>* - at Duquesne Gardens, Pittsburgh Pa.</i>		
<i>1 - at McKeesport High School (forfeit not recognized by NCAA)</i>		
<i><sup>^</sup> - Steel Bowl, Fitzgerald Field House, Pittsburgh, Pa.</i>		
<b>TEXAS A&amp;M</b>	<b>2-0</b>	<b>1968-69</b>
Dec. 9, 1950	H <sup>^</sup> W	73-36
Dec. 26, 1968	N-1 W	93-71
<i><sup>^</sup> - at Farrell High School</i>		
<i>1 - All-College Tournament, Oklahoma City, Okla.</i>		



## KEITH DAMBROT VS. RANKED TEAMS

ranking listed is AP/Coaches

Duquesne head coach Keith Dambrot, who faced 13 ranked teams in his 13 seasons at Akron, has played a total of 19 games vs. ranked opponents as a Division I head coach. Of the 19 ranked teams faced (not counting Dayton in 2020), all but two went on to that year's NCAA tournament where 14 of the 15 won at least one game. Dambrot has faced a ranked team on his home court just two times (a 73-71 loss to #25 (AP) Nevada on Dec. 22, 2006 while at Akron and a 73-69 loss to #7 (AP) Dayton at PPG Paints Arena on Jan. 29, 2020). The Nevada defeat is one of two two-point losses to a ranked opponent, the other coming on Jan. 2, 2008 by an 83-81 score in double overtime at Dayton. DU dropped a 61-58 decision on a buzzer-beating 3-pointer at #24 (AP) Rhode Island on Jan. 27, 2018 in Dambrot's first game vs. a ranked team at Duquesne. Of Dambrot's 19 career games vs. ranked teams, 14 have come on the road, two have come in the NCAA tournament and one at a neutral site in the regular season:

### at CENTRAL MICHIGAN

12/14/91	#13	at Indiana	L	52-99
<i>Bob Knight (27-7, NCAA Final Four)</i>				
12/16/91	#15	at Michigan	L	70-86
<i>Steve Fisher (25-9, NCAA Final Four - national runner-up)</i>				
12/21/92	#6	at Michigan	L	69-94
<i>Steve Fisher (31-5, NCAA Final Four - national runner-up)</i>				

### at AKRON

12/10/05	#5/5	at Louisville	L	85-111
<i>Rick Pitino (21-13)</i>				
12/22/06	#25/20	Nevada	L	71-73
<i>Mark Fox (29-5, NCAA 2nd Round)</i>				
1/2/08	#20/23	at Dayton (2OT)	L	81-83
<i>Brian Gregory (27-8, NCAA 2nd Round)</i>				
11/21/08	#6/6	at Pitt	L	67-86
<i>Jamie Dixon (31-5, NCAA Elite 8)</i>				
3/19/09	#10/10	vs. Gonzaga*	L	64-77
<i>Mark Few (28-6, NCAA Sweet 16)</i>				
12/4/09	#22/19	at Texas A&M	L	62-74
<i>Mark Turgeon (24-10, NCAA 2nd Round)</i>				
12/15/10	#20/21	at Minnesota	L	58-66
<i>Tubby Smith (17-14)</i>				
3/18/11	#4/4	vs. Notre Dame+	L	56-69
<i>Mike Brey (27-7, NCAA Sweet 16)</i>				
12/9/12	#13/16	at Creighton	L	61-77
<i>Greg McDermott (28-8, NCAA Sweet 16)</i>				
12/23/13	#13/14	vs. Iowa State^	L	60-83
<i>Fred Hoiberg (28-8, NCAA Sweet 16)</i>				
11/22/15	#11/8	at Villanova	L	56-75
<i>Jay Wright (35-5, NCAA National Champion)</i>				
12/3/16	#10/12	at Creighton	L	70-82
<i>Greg McDermott (25-10, NCAA 1st Round)</i>				
12/10/16	#8/8	at Gonzaga	L	43-61
<i>Mark Few (37-2, NCAA Final Four - national runner-up)</i>				

\* - NCAA First Round at Portland, Ore.

+ - NCAA First Round at Chicago, Ill.

^ - Diamond Head Classic, Honolulu, Hawaii

### at DUQUESNE

1/27/18	#24/23	at Rhode Island	L	58-61
<i>Dan Hurley (26-8, NCAA 2nd Round)</i>				
1/29/20	#7/7	Dayton (PPG)	L	69-73
<i>Anthony Grant (NCAA cancelled)</i>				
2/22/20	#5/5	at Dayton (PPG)	L	70-80
<i>Anthony Grant (NCAA cancelled)</i>				

Ranking listed AP/Coaches

## DUQUESNE VS. AP RANKED TEAMS

Duquesne has won two of its last six home games against ranked opponents (including two of the past three on campus). On Feb. 7, 2009, the Dukes ended a 24-game losing streak against ranked opponents with a 72-68 home win over No. 9 (AP) Xavier. DU added another ranked win over No. 19 (AP) Temple on Jan. 15, 2011 (78-66 at the Palumbo Center). Duquesne's 71-64 win at No. 10 (AP) Saint Louis on Feb. 27, 2014 was DU's first road win over a Top 10 team since 1962 (73-72 at #6 (AP) Bradley on Mar. 5, 1962).

### DUQ vs. RANKED AP TEAMS

poll began in 1948-49

<b>ALL GAMES</b>	<b>47-123 (.277)</b>
Home	26-40 (.394)
Road	11-63 (.149)
Neutral	10-20 (.300)
On Campus (Palumbo/Cooper)	*4-16 (.200)
At PPG Paints Arena	0-5 (.000)

\* - seven of the 16 losses by eight or fewer points

<b>VS. TOP 10 TEAMS</b>	<b>25-58 (.301)</b>
Home	12-16 (.429)
Road	5-30 (.143)
Neutral	8-12 (.400)
On Campus (Palumbo/Cooper)	2-5 (.286)
At PPG Paints Arena	0-2 (.000)

### LAST GAME vs. A RANKED TEAM

80-70 loss at #5 (AP) Dayton on Feb. 22, 2020

### LAST WIN OVER RANKED TEAM

Feb. 27, 2014 at #10 Saint Louis (6 g.)

<b>HOME:</b> Jan. 15, 2011	#19 Temple	78-66
<b>ROAD:</b> Feb. 27, 2014	at #10 Saint Louis	71-64
<b>NEUT.:</b> Mar. 15, 1969	vs. #8 St. John's*	75-72

\* - NCAA tournament consolation game at College Park, Md.

### LAST WIN OVER A TOP 10 TEAM

Feb. 27, 2014 at #10 Saint Louis (3 g.)

<b>HOME:</b> Feb. 7, 2009	#9 Xavier	72-68
<b>ROAD:</b> Feb. 27, 2014	at #10 Saint Louis	71-64
<b>NEUT.:</b> Mar. 15, 1969	vs. #8 St. John's*	75-72

\* - NCAA tournament consolation game at College Park, Md.

### PAST 10 VS. RANKED TEAMS

1/19/13	#22 VCU (PPG)	L	63-90	-27
2/19/13	#15 at Butler	L	49-68	-19
1/22/14	#19 Saint Louis	L	72-76	-4
2/27/14	#10 at Saint Louis	W	71-64	+7
1/17/15	#17 VCU (PPG)	L	64-70	-6
2/9/16	#19 at Dayton	L	74-76	-2
11/20/16	#2 at Kentucky	L	59-93	-34
1/27/18	#24 at Rhode Island	L	58-61	-3
1/29/20	#7 Dayton (PPG)	L	69-73	-4
2/22/20	#5 at Dayton	L	70-80	-10

PPG - at PPG Paints Arena

### MOST INDIVIDUAL POINTS VS. A RANKED TEAM

40	Si Green, Sr.	#3 Dayton	2/29/56
39	Dick Ricketts, Sr.	#3 Dayton<	12/29/54
33	Si Green, Jr.	#3 Cincinnati	2/14/55
33	Si Green, Jr.	#3 Dayton#	3/19/55
31	Ned Twyman, Sr.	#2 St. Bona	3/1/61
30	Si Green, Sr.	#3 at Dayton	1/5/56
30	Ron Willard, Sr.	#4 at Providence	2/13/65
30	Tom Pipkins, Jr.	#6 Georgetown>	12/28/95
30	Tom Pipkins, Sr.	#16 at Xavier	1/25/97

< - Holiday Festival - Madison Square Garden, NYC

# - NIT Title game - Madison Square Garden, NYC

> - at Lakeland, Fla.

### VS. RANKED A-10 SCHOOLS

Overall: 4-40

Duquesne lost 26 in a row to ranked A-10 teams (1993-08) prior to breaking the streak with a 72-68 home win over No. 9 Xavier on Feb. 7, 2008. The Dukes have won three of their past 12 against ranked A-10 teams, including two of the past six at home (the other was 78-66 over No. 19 Temple on Jan. 15, 2011).

SCHOOL	ALL	H	R	N
Temple	1-10	1-3	0-6	0-1
Massachusetts	0-8	0-4	0-2	0-2
Xavier	2-4	1-2	1-2	
George Washington	0-2	0-2	0-0	
Rhode Island	0-3	0-0	0-3	
Saint Joseph's	0-2	0-2	0-0	
Butler	0-1	0-0	0-1	
Dayton	0-3	0-1	0-2	
Saint Louis	1-1	0-1	1-0	
VCU	0-2	0-2	0-0	
Virginia Tech	0-2	0-1	0-1	
West Virginia	0-2	0-1	0-1	
<b>TOTALS</b>	<b>4-40</b>	<b>2-19</b>	<b>2-18</b>	<b>0-3</b>

### HIGHEST RANKED TEAMS BEATEN

#2	St. Bonaventure (OT)	Mar. 1, 1961	H	79-74
#3	*La Salle (HF)	Dec. 31, 1954	N	67-65
#3	Dayton	Feb. 29, 1956	H	87-86
#4	+St. Bonaventure	Feb. 11, 1952	H	69-63
#4	*Dayton (HF)	Dec. 29, 1954	N	90-75
#4	Providence (OT)	Feb. 6, 1966	H	78-76
#5	Saint Louis (BT)	Dec. 29, 1956	N	69-62

HF - Holiday Festival, Madison Square Garden

BT - Bluegrass Tournament, Louisville, Ky.

\* - Duquesne ranked #8 at the time

+ - Duquesne ranked #5 at the time

### TOP 10 TEAMS BEATEN WHILE UNRANKED

Duquesne has posted 16 wins over Top 10 teams while unranked. The last came on Feb. 27, 2014 at No. 10 (AP) Saint Louis 71-64. Thirteen of the victories came before 1975:

#2	St. Bonaventure (OT)	Mar. 1, 1961	H	79-74
#3	Dayton	Feb. 29, 1956	H	87-86
#4	Providence	Feb. 6, 1966	H	78-76
#5	Saint Louis (BT)	Dec. 29, 1956	N	69-62
#6	Bradley (NIT)	Mar. 20, 1962	N	88-85
#6	Bradley	Mar. 5, 1962	A	73-72
#7	DePaul	Feb. 14, 1953	A	77-69
#8	Wichita	Feb. 8, 1965	H	75-72
#8	Villanova	Jan. 31, 1949	H	65-37
#9	Xavier	Feb. 7, 2009	H	72-68
#9	Providence (OT)	Jan. 31, 1974	H	88-87
#9	Notre Dame (OT)	Jan. 18, 1971	H	81-78
#10	Saint Louis	Feb. 27, 2014	A	71-64
#10	Florida State	Dec. 15, 1992	H	91-84
#10	St. Bonaventure	Jan. 23, 1971	H	89-68
#10	Temple	Feb. 25, 1956	A	66-64

BT - Bluegrass Tournament, Louisville, Ky.

NIT - Madison Square Garden, NYC, N.Y.

**2022-23 DUQUESNE MEN'S BASKETBALL ROSTER**

No.	Name	Cl.	Pos.	Ht.	Wt.	Hometown/Last School (Transfer)
0	Tevin Brewer	Gr.	G	5-8	160	Fort Smith, Ark./Northside (FIU)
1	Jimmy "Tre" Clark III	Jr.	G	6-3	185	Covington, Ga./Newton (NW Florida State College)
2	David Dixon	Fr.	F	6-9	215	Memphis, Tenn./Speights (Fla.) Academy
3	Dae Dae Grant	Jr.	G	6-2	185	Lorain, Ohio/Lorain (Miami, Ohio)
4	Tre Williams	Jr.	F	6-7	250	Reynoldsburg, Ohio/Woodstock (Conn.) Acad. (Indiana St.)
5	Halil Barre	Fr.	F	6-9	220	Cotonou, Benin/Scotland (Pa.) Campus
14	Matus Hronsky	Fr.	F	6-8	205	Poruba, Slovakia/Wasatch (Utah) Academy
20	Joe Reece	Sr.	F	6-8	200	St. Louis, Mo./East St. Louis (Ill.) (Bowling Green)
21	Rodney Gunn Jr.	Gr.	F	6-7	230	Columbia, S.C./Irmo (Lenoir-Rhyne)
22	Andy Barba	So.	F	6-6	200	Cleveland, Ohio/International Sports (Ohio) Academy
23	Devin Carney	Fr.	G	6-1	180	Butler, Pa./Butler Area
25	Jaylen Cole-Williams	So.	G	6-1	175	Reston, Va./TLAP (Fla.) Sports Academy
30	Jake Harper	Jr.	G	6-3	180	Dayton, Ohio/Pittsburgh, Pa. Avonworth
32	Kareem Rozier	Fr.	G	5-9	160	Detroit, Mich./Orchard Lake St. Mary's
34	Austin Rotroff	Gr.	F	6-10	240	Wauseon, Ohio/Wauseon
35	Kevin Easley Jr.	Jr.	F	6-7	230	Indianapolis, Ind./Lawrence North (TCU)
55	Quincy McGriff	So.	G	6-6	200	Los Angeles, Calif./Santa Monica (Salt Lake City CC)

**NOTE:** Classes listed for all reflect extra season granted in 2020-21

**Head Coach:** Keith Dambrot (Akron '82) - 6th year at Duquesne, 25th year overall

**Associate Head Coach:** Dru Joyce (Akron '16) - 1st year

**Assistant Coaches:** Rick McFadden (Akron '05); Charles Thomas (Eastern Michigan '00); Terry Weigand (Ashland '89); - all 6th year

**Chief of Staff:** Andy Allison (Youngstown State '00) - 2nd year

**Video Coordinator:** Tim Baker (Toledo '21) - 2nd year

**Graduate Assistant:** Gabe Samangy (St. John's '22) - 1st year

**Director of Community Relations and Player Mentoring:** Bill Brown (Ohio '74) - 6th year

**Associate AD/Sports Performance:** John Henderson (Weber State '07) - 7th year

**Athletic Trainer:** Yuta Ozawa (Weber State '22) - 1st year

**PRONUNCIATION GUIDE**

5	Halil Barre	ha-LEEL BAR-ay
14	Matus Hronsky	mah-TOOSH RON-skee
34	Austin Rotroff	ROE-troff

**STAFF**

Keith Dambrot (head coach)	DAM-brot
Terry Weigand (assistant coach)	WHY-gand
Yuta Ozawa (athletic trainer)	YOU-ta o-ZAH-wa
Dave Saba (media relations)	SAY-ba

**OTHER**

Cotonou, Benin	co-TAA-noo ben-EEN
Wauseon, Ohio	WAW-see-ahn

**BY STATE**

Ohio (5)	Barba, Grant, Harper, Rotroff, Williams
Arkansas (1)	Brewer
California (1)	McGriff
Georgia (1)	Clark III
Michigan (1)	Rozier
Indiana (1)	Easley Jr.
Missouri (1)	Reece
Pennsylvania (1)	Carney
South Carolina (1)	Gunn Jr.
Tennessee (1)	Dixon
Virginia (1)	Cole-Williams

**INTERNATIONAL**

Cotonou, Benin (1)	Barre
Poruba, Slovakia (1)	Hronsky

**BREAKDOWN BY CLASS**

<b>GRAD STUDENTS</b>	3
Brewer, Gunn Jr., Rotroff	
<b>SENIORS</b>	1
Reece	
<b>JUNIORS</b>	5
Clark III, Easley Jr., Grant, Harper, Williams	
<b>SOPHOMORES</b>	3
Barba, Cole-Williams, McGriff	
<b>FRESHMEN</b>	5
Barre, Carney, Dixon, Hronsky, Rozier	

## 2022-23 ROSTER BREAKDOWN

+ – indicates starter; \* – indicates letters earned

### RETURNING STARTERS (2)

No.	Name	Cl.	Pos.	Ht.	Pts.	Reb.	G/GS	Hometown	Quick Facts
35	+Kevin Easley Jr.*	Jr.	F	6-7	10.7	6.6	30/26	Indianapolis, Ind.	Team-high 21 double-digit games
4	+Tre Williams*	Jr.	F	6-7	10.8	5.7	26/26	Reynoldsburg, Ohio	Team-high 54 blocks

### ADDITIONAL RETURNEES (5)

No.	Name	Cl.	Pos.	Ht.	Pts.	Reb.	G/GS	Hometown	Quick Facts
22	Andy Barba	So.	F	6-6	---	---	--/--	Cleveland, Ohio	Sat out last season
25	Jaylen Cole-Williams	So.	G	6-1	---	---	--/--	Reston, Va.	Did not see action in 2022
21	Rodney Gunn Jr.	Gr.	F	6-7	0.0	0.0	1/0	Columbia, S.C.	Sat out last season with ankle injury
30	Jake Harper	Jr.	G	6-3	---	---	--/--	Dayton, Ohio	Did not see action in 2022
34	Austin Rotroff****	Gr.	F	6-10	2.9	3.8	13/0	Wauseon, Ohio	Has played in 65 career games with eight starts

### NEWCOMERS (10)

No.	Name	Cl.	Pos.	Ht.	Wt.	Hometown	Transfer	Quick Facts
5	Halil Barre	Fr.	F	6-9	220	Cotonou, Benin		Played for the Benin National Team this summer
0	Tevin Brewer	Gr.	G	5-8	160	Fort Smith, Ark.	FIU	Started 66g in 3yrs at FIU (15.2 ppg. in 2022)
23	Devin Carney	Fr.	G	6-1	180	Butler, Pa.		2,000-point scorer in HS
1	Jimmy "Tre" Clark III	Jr.	G	6-3	185	Covington, Ga.	NW Fla. College	Began college career at VCU (33g in '20/'21)
2	David Dixon	Fr.	F	6-9	215	Memphis, Tenn.		Avg. double-double at Speights Academy
14	Matus Hronsky	Fr.	F	6-8	205	Poruba, Slovakia		Is Duquesne's first Slovakian player
3	Dae Dae Grant	Jr.	G	6-2	185	Lorain, Ohio	Miami, Ohio	Started 84 of 87g. at Miami; 1,171 career pts.
55	Quincy McGriff	So.	G	6-6	200	Los Angeles, Calif.	Salt Lake CC	Second Team NJCAA All-American
20	Joe Reece	Sr.	F	6-8	200	East St. Louis, Mo.	Bowling Green	Has 83g of D-I experience at ODU & BGSU
32	Kareem Rozier	Fr.	G	5-9	160	Detroit, Mich.		Mr. Michigan Basketball finalist

### PLAYERS NOT RETURNING (10)

No.	Name	Yr.	Pos.	Ht.	Pts.	Reb.	G/GS	Hometown	Quick Facts
1	Tyson Acuff**	Fr.	G	6-4	5.7	2.9	30/16	Detroit, Mich.	Transferred to Eastern Michigan
0	+Leon Ayers III*	Jr.	G	6-5	10.0	4.0	27/14	Troy, Mich.	Transferred to Bowling Green
22	Mike Bekelja**	Fr.	G	6-2	0.9	0.9	23/6	Solon, Ohio	Transferred to Kent State
33	Noah Buono	Jr.	G	6-6	0.0	0.0	2/0	Brick, N.J.	Completed eligibility
55	Mounir Hima*	Fr.	C	6-11	1.9	2.8	21/5	Short Hills, N.J.	Transferred to Syracuse
5	Jackie Johnson III*	Fr.	G	5-11	9.5	1.5	30/11	Wichita, Kan.	Transferred to UNLV
30	Davis Larson*	Gr.	F	6-5	1.6	1.8	21/3	Sheboygan, Wis.	Completed eligibility
2	+Toby Okani**	Fr.	G	6-8	3.9	3.7	30/15	Orange, N.J.	Transferred to UIC
31	Luke Patten	So.	F	6-5	---	---	--/--	Butler, Pa.	Non-scholarship player did not return
23	+Primo Spears*	Fr.	G	6-3	12.7	2.5	30/28	Hartford, Conn.	Transferred to Georgetown

Starters Returning/Lost: 2/3; Total Players Returning/Lost: 7/10; Roster Breakdown (Gr./Sr./Jr./So./Fr.): 3/1/5/3/5

2021-22 Active Roster Breakdown: 17 players

**Grad Students (3):** Brewer, Gunn Jr., Rotroff; **Seniors (1):** Reece; **Juniors (5):** Clark, III, Easley Jr., Grant, Harper, Williams; **Sophomores (3):** Barba, Cole-Williams, McGriff; **Freshmen (5):** Barre, Carney, Dixon, Hronsky, Rozier

### DID YOU KNOW?

Kevin Easley Jr. (30g), Tre Williams (26g), Austin Rotroff (65g) and walk on Jake Harper (one field goal in 5g) are the only members of the 2022-23 roster who entered the season having scored a basket in a Duquesne uniform.


**#0 TEVIN BREWER**

G | GR | 5-8 | 160 | FORT SMITH, ARK.

PPG	RPG	FG%	FT%	MIN
---	---	---	---	---

- Started all 66 g in which he played in three seasons at FIU
- Led Conference USA in assists/g. (5.6) & assist/TO ratio (2.0) in 2022
- His 5.6 avg. ranked 15th nationally in 2022
- Averaged a team-high 15.2 ppg. last season
- Has two career double-doubles (pts.-asts.)

CAREER HIGHS			
PTS	REB	AST	STL
25	6	11	5

LAST GAME			
PTS	REB	AST	STL
--	--	--	--


**#1 JIMMY CLARK III**

G | JR | 6-3 | 185 | COVINGTON, GA.

PPG	RPG	FG%	FT%	MIN
8.0	3.0	.500	.000	18.8

- Played in 33 g. at VCU in 2020 & 2021, before helping lead NW Florida to the 2022 NJCAA National Championship
- Tied his career high with five steals in the National Championship win over Salt Lake CC
- Joined DU teammate Quincy McGriff (Salt Lake CC) on the NJCAA All-Tournament Team

CAREER HIGHS			
PTS	REB	AST	STL
9	3	5	4

LAST GAME			
PTS	REB	AST	STL
8	3	3	1


**#2 DAVID DIXON**

F | FR | 6-9 | 215 | MEMPHIS, TENN.

PPG	RPG	FG%	FT%	MIN
4.0	2.0	.667	.000	12.6

- Averaged a double-double in helping Speights Academy to a 2022 Post-Grad National Championship
- Turned 19 on June 4
- His 6-5 sister, Liz, is a grad student forward at Louisville. She transferred after making the All-ACC Freshman Team at Georgia Tech in 2019

CAREER HIGHS			
PTS	REB	AST	STL
4	2	1	1

LAST GAME			
PTS	REB	AST	STL
4	2	1	1


**#3 DAE DAE GRANT**

G | JR | 6-2 | 185 | LORAIN, OHIO

PPG	RPG	FG%	FT%	MIN
25.0	3.0	1.000	1.000	21.0

- Started 84 of 87 games in three seasons at Miami (Ohio) where he scored 1,171 points
- Led the MAC in assist/turnover ratio (2.24) while averaging 17.5 ppg. in 2022
- His 561 points in 2022 (including 11 20-point g.) - were the tenth-highest single-season total in Miami history

CAREER HIGHS			
PTS	REB	AST	STL
28	9	8	4

LAST GAME			
PTS	REB	AST	STL
25	3	1	1


**#4 TRE WILLIAMS**

F | JR | 6-7 | 250 | REYNOLDSBURG, OHIO

PPG	RPG	FG%	FT%	MIN
6.0	4.0	.750	.000	14.0

- Started every g. in two seasons at Indiana State
- Earned a spot on the MVC All-Defensive & All-Scholar Athlete Teams in 2021 (led MVC with 37 blocks)
- Has used his 7'0" wingspan to block 129 shots in 82 career games
- Started all 26g he played at DU last season

CAREER HIGHS			
PTS	REB	AST	BLK
23	13	4	7

LAST GAME			
PTS	REB	AST	BLK
6	4	0	0


**#5 HALIL BARRE**

F | FR | 6-9 | 220 | COTONOU, BENIN

PPG	RPG	FG%	FT%	MIN
---	---	---	---	---

- Has spent time with the Benin National Team
- Is the first Benin native in program history
- Turned 19 on June 30
- Started playing basketball at age 12 in Africa, prior to moving to Paris
- Has a 7-foot-4 wingspan

CAREER HIGHS			
PTS	REB	AST	BLK
--	--	--	--

LAST GAME			
PTS	REB	AST	BLK
--	--	--	--


**#14 MATUS HRONSKY**

F | FR | 6-8 | 205 | PORUBA, SLOVAKIA

PPG	RPG	FG%	FT%	MIN
13.0	0.0	.833	1.000	28.8

- Is the first Slovakian to suit up for the Dukes
- Left his home at 16 to pursue basketball in the US
- Born on the same day as teammate Halil Barre (6/30/03)
- Has represented Slovakia at both the European Championships and World Cup

CAREER HIGHS			
PTS	REB	AST	STL
13	0	2	2

LAST GAME			
PTS	REB	AST	STL
13	0	2	2


**#20 JOE REECE**


F | SR | 6-8 | 200 | ST. LOUIS, MO.

PPG	RPG	FG%	FT%	MIN
12.0	5.0	.500	.000	16.4

- Brings 83 games of D-I experience to the DU roster
- Played three seasons at Old Dominion and one at Bowling Green
- Had a 15-12 double-double vs. Duquesne in 2021-22

CAREER HIGHS			
PTS	REB	AST	STL
20	12	5	5

LAST GAME			
PTS	REB	AST	STL
12	5	3	2


**#21 RJ GUNN JR.**


F | GR | 6-7 | 230 | COLUMBIA, S.C.

PPG	RPG	FG%	FT%	MIN
3.0	2.0	.500	.500	16.9

- Scored 1,183 points in 93 games at D-II Lenoir-Rhyne (19.6 ppg. as a junior and 16.6 ppg. as a senior)
- Was a career .380 3-point shooter with 22 games with three or more "3s" at Lenoir-Rhyne
- Sat out last year at DU with an ankle injury

CAREER HIGHS			
PTS	REB	AST	STL
36	13	5	3

LAST GAME			
PTS	REB	AST	STL
3	2	1	0


**#22 ANDY BARBA**

F | SO | 6-6 | 200 | CLEVELAND, OHIO

PPG	RPG	FG%	FT%	MIN
---	---	---	---	---

- Teamed with SMU's Keon Ambrose-Hylton and national Top 25 recruit Charles Bediako (Alabama) at ISA in 2020
- Originally committed to Miami, Ohio prior to his junior season at Benedictine
- Founder and owner of The Goat Brand clothing business ([www.goatbrands.com](http://www.goatbrands.com))

CAREER HIGHS			
PTS	REB	AST	STL
--	--	--	--

LAST GAME			
PTS	REB	AST	STL
--	--	--	--





**#23 DEVIN CARNEY**

G | FR | 6-1 | 180 | BUTLER, PA.

PPG	RPG	FG%	FT%	MIN
---	---	---	---	---

- Is the first WPIAL product to sign with the Dukes since T.J. McConnell in 2009
- Scored 2,082 points at Butler Area High School making him one of nine WPIAL players to accomplish that feat at the Class 6A level
- Played with Purdue's Ethan Morton at Butler

CAREER HIGHS			
PTS	REB	AST	STL
--	--	--	--

LAST GAME			
PTS	REB	AST	STL
--	--	--	--



**#25 JAYLEN COLE-WILLIAMS**

G | SO | 6-1 | 185 | RESTON, VA.

PPG	RPG	FG%	FT%	MIN
---	---	---	---	---

- His mother, Kia Cole, played at James Madison and St. John's and later coached at George Mason
- Is the nephew of ESPN analyst Marcus Spears
- Was named team Bench Captain prior the the season

CAREER HIGHS			
PTS	REB	AST	STL
0	0	0	0

LAST GAME			
PTS	REB	AST	STL
--	--	--	--



**#30 JAKE HARPER**

G | JR | 6-3 | 180 | DAYTON, OHIO


PPG	RPG	FG%	FT%	MIN
---	---	---	---	---

- Was a member of the basketball team in 2019-20 before opting to play football in the fall of 2020
- Saw action to two games at receiver for the FCS Dukes in 2021
- Rejoined the basketball team in January of 2022

CAREER HIGHS			
PTS	REB	AST	STL
3	1	0	0

LAST GAME			
PTS	REB	AST	STL
--	--	--	--



**#32 KAREEM ROZIER**

G | FR | 5-9 | 160 | DETROIT, MICH.

PPG	RPG	FG%	FT%	MIN
0.0	4.0	.000	.000	16.0

- Was one of five finalists for the 2022 Hal Schram Mr. Michigan Basketball award
- OLSM earned the No. 1 rank in the state three consecutive years with Rozier at the point
- Was named team Freshman Captain prior the the season
- Will turn 18 on Nov. 23

CAREER HIGHS			
PTS	REB	AST	STL
0	4	2	1

LAST GAME			
PTS	REB	AST	STL
0	4	2	1



**#34 AUSTIN ROTROFF**

F | GR | 6-10 | 240 | WAUSEON, OHIO

PPG	RPG	FG%	FT%	MIN
4.0	6.0	1.000	.000	11.0

- Named A-10 ROW after his first game at DU (17 points, 7 rebounds vs. William & Mary)
- Suffered a season-ending ACL injury (left knee) vs Saint Louis on Jan. 23, 2019
- Missed the last last 16 games in 2022 with a foot injury
- Has played in 66 career games

CAREER HIGHS			
PTS	REB	AST	BLK
17	9	3	2

LAST GAME			
PTS	REB	AST	BLK
4	6	1	1



**#35 KEVIN EASLEY JR.**

F | JR | 6-7 | 230 | INDIANAPOLIS, IND.

PPG	RPG	FG%	FT%	MIN
6.0	5.0	.750	.000	16.1

- 2019 SoCon Freshman of the Year
- Was one of three to play in all 26 g. for TCU in 2020-21
- Played in 55 career games with 41 starts at Chattanooga (2018-19) and TCU (2020-21)
- Originally committed to VCU prior to his senior year of HS but decommitted following a Rams coaching change

CAREER HIGHS			
PTS	REB	AST	STL
26	12	5	6

LAST GAME			
PTS	REB	AST	STL
6	5	1	1



**#55 QUINCY McGRIFF**

G | FR | 6-3 | 185 | HARTFORD, CONN.

PPG	RPG	FG%	FT%	MIN
10.0	2.0	.444	.000	28.5

- Earned Second Team All-American honors in leading Salt Lake CC to the 2022 NJCAA National Championship game
- Joined DU teammate Tre Clark (NW Fla. State College) on the NJCAA All-Tournament Team
- Ranked among the Top 30 (26th) JUCO recruits by JUCORecruiting.com

CAREER HIGHS			
PTS	REB	AST	STL
10	2	0	1

LAST GAME			
PTS	REB	AST	STL
10	2	0	1

**LEFTOVERS FROM THE MONTANA GAME**

Duquesne 91, Montana 63 • Nov. 8 • UPMC Cooper Fieldhouse

- Seven players (Joe Reece, Jimmy Clark III, Quincy McGriff, Kareem Rozier, Matus Hronsky and David Dixon) all made their Duquesne debuts. Reece (12 pts.), McGriff (10 pts.) and Hronsky (13 pts.) scored in double digits. Reece, Clark III and McGriff started.
- First-year Miami, Ohio transfer Dae Dae Grant pitched a perfect game, going 8-of-8 from the field (6-of-6 from 3-point) and 3-of-3 from the foul line in scoring an efficient 25 points. According to @OptaSTATS Grant is the only D-I player in the past 25 years to score 25 or more points in a season opener without missing a field goal attempt or a free throw.
- It was the second-most accurate 3-point shooting performance in school history, with only James Hargrove's 7-of-7 game at Robert Morris (31 pts.) on Dec. 10, 1991 better.
- Duquesne shot a Keith Dambrot Era high .644. The previous best was .585 vs. Columbia in 2019-20. It was the first time DU shot over .600 in a game since a 120-112 CBI win over Omaha (37-59, .627) on Mar. 16, 2016.
- The Dukes outscored the Grizzlies 46-22 in the paint and 22-12 off turnovers.
- DU got 30 points from its bench.
- Duquesne led for 38:30 - with a largest lead of 42 points with just under eight minutes left - in the win.

## THE KEITH DAMBROT FILE

### PERSONAL

Birthdate	Oct. 26, 1958
Birthplace	Akron, Ohio
High School	Akron Firestone
Degree	management (Akron '82)
Masters	business administration (Akron '84)
Family	wife: Donna; children: Alysse & Rob

### AS A COLLEGE HEAD COACH

YEARS	W/L	CONF.	POST SEASON
<b>Tiffin (2 years) Mid-Ohio</b>			
1984-85	16-14	5th (6-8)	
1985-86	24-9	2nd (10-4)	NAIA Dist.
<b>Total</b>	<b>40-23</b>	<b>16-12</b>	
<b>Ashland (2 years) Great Lakes Valley</b>			
1989-90	22-8	t2nd (13-5)	NCAA D-II
1990-91	26-5	t1st (14-4)	NCAA D-II
<b>Total</b>	<b>48-13</b>	<b>27-9</b>	
<b>Central Michigan (2 years) MAC</b>			
1991-92	12-16	7th (6-10)	
1992-93	8-18	9th (4-14)	
<b>Total</b>	<b>20-34</b>	<b>10-24</b>	
<b>Akron (13 years) MAC East</b>			
2004-05	19-10	t2nd (11-7)	
2005-06	23-10	t2nd (14-4)	NIT (1-1)
2006-07	26-7	1st (13-3)	
2007-08	24-11	2nd (11-5)	NIT (1-1)
2008-09	23-13	t3rd (10-6)	NCAA (0-1)
2009-10	24-11	2nd (12-4)	CBI (0-1)
2010-11	23-13	t3rd (9-7)	NCAA (0-1)
2011-12	22-12	1st (13-3)	NIT (0-1)
2012-13	26-7	t1st (14-2)	NCAA (0-1)
2013-14	21-13	2nd (12-6)	CIT (0-1)
2014-15	21-14	4th (9-9)	
2015-16	26-9	1st (13-5)	NIT (0-1)
2016-17	27-9	1st (14-4)	NIT (1-1)
<b>Total</b>	<b>305-139</b>	<b>155-65</b>	
<b>Duquesne (6th year) A-10</b>			
2017-18	16-16	t10th (7-11)	
2018-19	19-13	t6th (10-8)	
2019-20	21-9	t5th (11-7)	
2020-21	9-9	9th (7-7)	
2021-22	6-24	14th (1-16)	
2022-23	1-0	0-0	
<b>Total</b>	<b>72-71</b>	<b>36-49</b>	
<b>Career</b>	<b>485-280</b>	<b>244-159</b>	

- Akron's 19 wins in 2005, Dambrot's first season, were the program's most since 1989
- Led the Zips to the MAC Tournament championship game nine times in his last 11 seasons
- Coached Akron to three MAC Tournament Championships (2009, 2011, 2013)
- Duquesne's 40 wins in 2019 (19-13) & 2020 (21-9) were the program's most in consecutive seasons since 1971 (21-4) & 1972 (20-5).

### DIVISION I POSTSEASON APPEARANCES

(all at Akron)

<b>NCAA (3)</b>	(2009, 2011, 2013)
<b>NIT (5)</b>	(2006, 2008, 2012, 2016, 2017)
<b>CBI</b>	(2010)
<b>CIT</b>	(2014)

## KEITH DAMBROT

Head Coach • 6th Season at DU • 25 Season Overall

Keith Dambrot, who built Akron into one of the most successful - and most respected - programs in the Mid-American Conference over 13 seasons, was named head men's basketball coach at Duquesne University on March 28, 2017.



The veteran coach, who wasted no time making an impact on the DU program with 65 wins in his first four seasons, already ranks seventh on the Dukes' all-time victory list.

In 2019-20 he tied all-time great Duddy Moore - the man who coached Dambrot's late father, Sid - for most wins by a Duquesne coach in his first three seasons with 56. Only Moore, who coached six NIT and one NCAA Duquesne team from 1949-58 and Chick Davies, who led the Dukes to three NIT and one NCAA appearance (1925-43; '47-48) reached the 50-win mark in fewer games.

Dambrot, who inherited a 10-22 team (3-15 in the A-10) in 2017-18, posted 16, 19 & 21 wins in his first three seasons prior to adding nine victories in the COVID-shortened 2021 season.

Dambrot, whose late father Sid played for Duquesne from 1952-54, posted a school record 305 wins at Akron.

The three-time Mid-American Conference Coach of the Year, went 155-65 in regular-season conference play and 27-10 in 13 MAC Tournament appearances - highlighted by tournament championships and NCAA tournament bids in 2009, 2011 and 2013. The Akron native, who led the Zips to 10 postseason appearances, is the 17th head coach in the 104-year history of Duquesne basketball.

### COACHING TREE

- In his 24 years as a head coach, Dambrot has seen a number of his former assistants enjoy success at the Division I level, including South Carolina head coach Lamont Paris and Ohio U. head coach Jeff Boals.
- Shaka Smart, a Dambrot assistant from 2003-06, made stops at Clemson (2006-08) and Florida (2008-09) before taking his first head coach position at VCU in 2009. Smart, who went on to lead VCU to the 2011 Final Four, is currently the head coach at Marquette.

### PERSONAL

- Akron native graduated from UA with a degree in management in 1982, and added a master's in business administration from his alma mater in 1984.
- Was a three-year starter, captain and team MVP as a third baseman for the Akron baseball team as an undergrad. Finished his career as the school record holder for hit by pitches (28).
- His late uncle, Irwin Dambrot, played for the 1950 City College of New York (CCNY) squad, which is the only school to win both the NCAA Tournament and NIT in the same season. Irwin was the MVP of the NCAA tournament that season and the No. 1 draft pick of the New York Knicks (selected seventh overall) that same year.
- His father, Sid, who passed away in October of 2021, was part of Duquesne teams that finished ranked in the Associated Press Top 10 in 1952 (No. 4), 1953 (No. 9) and 1954 (No. 5). The 1954 team, which went 26-3, made it to No. 1 in the AP poll for two weeks in February of 1954. The Dukes played in both the NCAA tournament and NIT in '52 and the NIT in both '53 and '54.
- Dambrot and his wife, Donna, have two children, daughter Alysse and son Robby. Alysse earned her undergraduate degree as well as an MBA from Akron. Robby completed his soccer career at Pitt in the fall of 2018 and currently plays for the USL Indy Eleven.
- Has served as a member of the NCAA Men's Basketball Rules Committee, where he was committee chairman from August 2015 through August 2017.
- Was inducted into the Summit County Sports Hall of Fame in 2010 for his contributions at Akron St. Vincent-St. Mary High School and the University of Akron as both a student-athlete and head coach.
- Was inducted to the Akron Varsity "A" Hall of Fame in October of 2019.

## COACHING STAFF CONTINUITY

The DU coaching staff of Keith Dambrot and assistants Terry Weigand, Rick McFadden & Charles Thomas, is entering its 13th season together (sixth at DU). No current D-I staff has been together longer:

**DUQUESNE** **13th season**  
 Keith Dambrot (HC), Terry Weigand, Rick McFadden, Charles Thomas

Weigand (Tiffin), McFadden (Akron) and Thomas (Eastern Michigan) all played under Dambrot (Dambrot was an assistant under Ben Braun at Eastern Michigan when he coached Thomas).

### DRU JOYCE III JOINS THE STAFF

DU supplemented the staff this season with the addition of Associate Head Coach Dru Joyce III. Joyce played for Dambrot at both Akron St. Vincent-St. Mary High School (as a freshman and sophomore) and at Akron (2004-07):

“Dru is a hard-nosed, chip-on-his-shoulder competitor,” said Dambrot. “He was always the underdog. As a freshman in high school, he was 5-foot-2 and 92 pounds [and made seven 3’s in a state championship game](#), which tells you about his competitive nature. He carried that throughout his high school, college and professional career. Although he is relatively new to the coaching profession in years, he’s pretty much been a coach since he was 14 years old. Coaching and leadership are a natural for him,” continued Dambrot who first met Joyce III in the late 1990’s. “He’s a hard worker who has always been an overachiever and a winner. He will really give our program a shot in the arm, not only as another former professional player on our staff, but also as someone who has been part of our family for nearly 25 years.”

## DUQUESNE COMEBACKS UNDER DAMBROT

Duquesne has come back from double-digit deficits to win 17 times under Keith Dambrot, with all 17 coming since 2018-19. DU trailed by double digits in the second half in 11 of the comebacks:

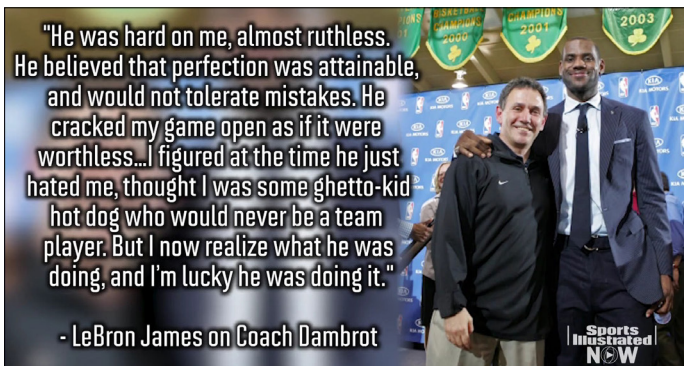
### DOUBLE-DIGIT COMEBACKS UNDER KEITH DAMBROT

*this season in bold*

-19*	(14-33)	7:55	1st	at George Mason	79-78	2/23/19
-19*	(22-41)	19:39	2nd	Rhode Island	75-72	1/30/19
-18*	(33-51)	13:56	2nd	at Fordham	74-66	2/9/19
-18*	(29-47)	0:07	1st	Longwood	80-71	12/9/18
-17*	(27-44)	0:33	1st	Rhode Island	71-69	1/20/21
-15	(7-22)	11:51	1st	Saint Joseph's	85-84	1/12/19
-14*	(13-27)	7:40	1st	vs. Richmond (A-10)	67-62	3/4/21
-14	(9-23)	10:55	1st	Princeton	94-57	11/5/19
-14*	(37-51)	16:41	2nd	UIC (OT)	89-88	11/12/18
-12	(8-20)	8:25	1st	at UMass	78-74	1/8/22
-12*	(49-61)	8:14	2nd	at VCU (OT)	80-77	3/3/20
-12	(2-14)	14:28	1st	vs. LMU	71-50	11/24/19
-12*	(3-15)	12:37	1st	vs. Indiana State	74-71	11/21/19
-12*	(36-48)	0:42	1st	Eastern Ky. (OT)	85-84	12/22/18
-11*	(16-27)	5:41	1st	UMass	80-73	3/2/19
-11	(19-30)	2:31	1st	VMI	71-58	12/4/19
-10	(0-10)	15:38	1st	vs. Bradley	78-70	11/22/21

\* - indicates trailed by double digits at some point in the second half

## COACH DAMBROT AND LEBRON



“He was hard on me, almost ruthless. He believed that perfection was attainable, and would not tolerate mistakes. He cracked my game open as if it were worthless...I figured at the time he just hated me, thought I was some ghetto-kid hot dog who would never be a team player. But I now realize what he was doing, and I’m lucky he was doing it.”

- LeBron James on Coach Dambrot

### AS A HIGH SCHOOL HEAD COACH

#### Akron St. Vincent-St. Mary

1998-99	16-9	Regional runner-up
1999-00	27-0	State Champion
2000-01	26-1	State Champion
<b>Total</b>	<b>69-10</b>	

• Dambrot won a pair of Ohio state high school championships in going 69-10 in three seasons at Akron St. Vincent-St. Mary High School. In his final two seasons, the Irish - led by freshman then sophomore **LeBron James** - earned national rankings from USA Today.




• Dambrot played a role in the development of James who, at the age of 13, participated in \$1 clinics Dambrot conducted at the local Jewish Community Center.

Throwback video featuring LeBron and a young Coach Dambrot [here](#)

Direct Link: <https://bit.ly/3hQfrsk>

## TRAILBLAZERS

The 1953-54 Dukes



The 1963 Loyola (Ill.) Ramblers are recognized by the NCAA as the first major college basketball team to field an all-Black lineup. Duquesne, which was among the first schools to recruit and play Black student-athletes, didn't match this feat until later. However nine years earlier, DU fielded a team whose top four scorers were African-American: starters Dick Ricketts (17.2 ppg.), Sihugo Green (13.5 ppg.) and Jim Tucker (13.4 ppg.) along with sixth man Fletcher Johnson (7.8 ppg.) all played for the 1953-54 squad which finished the season ranked No. 5 (AP) nationally with a 26-3 record. The '54 Dukes hold the distinction of being the only team in school history to hold the No. 1 ranking in the nation, which it did for two weeks that February. **NOTE:** Sid Dambrot (1952-54), the late father of DU head coach Keith Dambrot was a member of the '54 team.

## YEAR NUMBER 55



Duquesne has played over 2,600 games in its 107-year basketball history. Ray Goss, the radio "Voice of the Dukes" has been behind the mic for over half of them. Now in his 55th season, Goss, 85 (birthday on Jan. 6), is the longest active radio play-by-play man in NCAA Division I basketball. Goss, who graduated from Duquesne with a B.A. in Radio/TV Journalism in 1958, called his first game on March 17, 1968 when Duquesne faced Fordham in the first round of the National Invitation Tournament at Madison Square Garden. He began on a full-time basis at the start of the 1968-69 season. Goss has missed three games in his broadcasting career - one on Jan. 7, 1978 at Penn State when he auditioned for a regional play-by-play position with the NBA, one on Mar. 21, 2011 at Oregon while mourning his wife, Dee, who passed away the evening of DU's CBI win at Montana five days earlier and on Jan. 8, 2022 at UMass (remote) due to COVID protocols. Ray's longest consecutive games streak spanned 977 games from the Jan. 7, 1978 miss to the last game of the 2011 season (Mar. 21, 2011).

### LONGEST ACTIVE NCAA D-I RADIO BROADCASTERS

years worked listed includes this season

Years	Name	University
55	RAY GOSS	DUQUESNE
54	Bill Hillgrove	Pittsburgh
52*	Jay Jacobs	West Virginia
50	Don Fischer	Indiana
50*	Kevin McKinney	Wyoming


\* - indicates analyst

## CHUCK COOPER

Naismith Basketball Hall of Fame Class of 2019  
Duquesne U. 1947-50 • Pittsburgh, Pa. (Westinghouse HS)



"I don't give a damn if he's striped or plaid or polka-dot, Boston takes Charles Cooper of Duquesne!" were the history-making words of Boston Celtics owner Walter Brown when he chose Chuck Cooper with the 13th pick (second round) of the NBA Draft on April 25, 1950. Cooper was one of three African-American players who made an indelible impact on the NBA in 1950-51 along with Nat "Sweetwater" Clifton and Earl Lloyd. Clifton, the first African-American to sign an NBA contract, and Lloyd, the first African-American to appear in an NBA game - he took the floor one day before Cooper - were inducted to the Hall of Fame in 2014 and 2008 respectively.



## THE LIFE OF A LEGEND

- Was the first African-American drafted by an NBA team.
- Enshrined in the Naismith Basketball Hall of Fame Sept. 6, 2019.
- Cooper, who was represented by his son Chuck III at the enshrinement festivities in Springfield, Mass., was presented on stage by a virtual who's who of NBA greats **pictured above (L-R): Bill Russell ('75), Tom Heinsohn ('86), Ray Allen ('18), Dominique Wilkins ('06), Elgin Baylor ('77), Kareem Abdul Jabbar ('95), Chuck Cooper III, emcee Ahmad Rashad, Mannie Jackson ('17), Julius Erving ('93), Larry Bird ('98) and Isiah Thomas ('00).**
- Averaged over 20 points per game at West Virginia State before entering the Navy during World War II.
- Enrolled at Duquesne following an honorable discharge.
- 1950 consensus Second Team All-American at Duquesne.
- Led the Dukes to a 78-19 record & two NITs.
- Captained a 1949-50 squad that finished with a 23-6 record and No. 6 (AP) national ranking.
- Three NBA teams (New York, Rochester and Chicago) as well as the Harlem Globetrotters tried to sign him after his junior year at Duquesne.
- Was under consideration for NBA Rookie of the Year following his first season in Boston.
- Known as a shut down defender and top rebounder, Cooper often drew the opposing team's top offensive player, regardless of size.
- Earned his master's degree in social work from the University of Minnesota in 1960.
- Became the first African American department head in the city of Pittsburgh as he was named the Director of the Department of Parks and Recreation by Mayor Pete Flaherty in 1970.
- Bill Russell, the first African-American elected to the Hall of Fame (1975) **did not accept his Hall of Fame ring** until Cooper was inducted in 2019. **Link:** <https://bit.ly/2MnsGp3>



DU has had seven winning records (1980, 1981, 1991, 2009, 2011, 2019, 2020) and finished at .500 four other times (1978, 1986, 1994, 2021) in 45 Atlantic 10 seasons (the Dukes completed in the Midwestern Collegiate Conference in 1992-93) ... the Dukes shared regular season titles in 1980 (tri-) & 1981 (co-) ... the 1976-77 team earned an NCAA Tournament bid by winning the inaugural Eastern 8 Tournament.

<b>A-10 Regular Season</b>	<b>259-457</b>
Home	166-191
Road	93-266
<b>A-10 Championship</b>	<b>21-41</b>
<b>Under Dambrot</b>	<b>36-49</b>
Home	21-21
Road	15-28
<b>A-10 Championship</b>	<b>1-4</b>

**A-10 PRESEASON POLL**

#	TEAM (1st place votes)	PTS	IN '22
1.	Dayton (22)	428	T2nd
2.	Saint Louis (7)	411	5th
3.	VCU	370	T2nd
4.	Loyola Chicago	315	n/a
5.	George Mason	300	9th
6.	Davidson	294	1st
7.	Richmond	276	6th
8.	Massachusetts	228	10th
9.	Rhode Island	203	11th
10.	St. Bonaventure	194	4th
11.	Fordham	119	8th
12.	George Washington	110	7th
13.	Saint Joseph's	107	13th
14.	La Salle	63	12th
15.	<b>DUQUESNE</b>	<b>62</b>	<b>14th</b>

**HEAD-TO-HEAD IN 2022-23**

AT HOME	W/L	SCORE	+/-
Rhode Island			
VCU			
Fordham			
Loyola Chicago			
George Mason			
St. Bonaventure			
Saint Joseph's			
Davidson			
Massachusetts			

ON ROAD	W/L	SCORE	+/-
Dayton			
Richmond			
Saint Joseph's			
St. Bonaventure			
Massachusetts			
George Washington			
Saint Louis			
La Salle			
Fordham			

**2022-23 A-10 IN-SEASON HONORS**

**PLAYER OF THE WEEK**

To Come

**ROOKIE OF THE WEEK**

To Come

**ON THE ROAD UNDER DAMBROT**

(regular season only)

<b>OVERALL</b>	<b>15-31</b>
Non-Conference	0-3
Atlantic 10	15-28

<b>CURRENT STREAK</b>	<b>L8</b>
Non-Conference	L3
Atlantic 10	L8

**Last program Non-Conference road win** - 67-65 over Saint Francis U at the Cambria County War Memorial in Johnstown, Pa. (under HC Jim Ferry) on Dec. 12, 2015 (span of 7 g.)

**Last A-10 road win** - 78-74 at UMass on Jan. 8, 2022

**2022-23 AT HOME**

DU went without an on-campus home game from Mar. 9, 2019 to Feb. 2, 2021 - a span of 694 days - during the 22-month renovation of UPMC Cooper Fieldhouse. The Dukes, who played 14 "home" games at three venues in 2019-20 & 2020-21, opened with five games at Division III La Roche University, located 10 miles north of campus, in 2020-21.

**AT HOME UNDER DAMBROT**

(regular season only)

<b>OVERALL</b>	<b>46-28</b>
Non-Conference	25-7
Atlantic 10	21-21

<b>CURRENT STREAK</b>	<b>W1</b>
Non-Conference	W2
Atlantic 10	L8

**Last Non-Conference home loss** - 78-70 to Bowling Green on Dec. 1, 2021

**Last A-10 home loss** - 85-76 to La Salle on Mar. 5, 2022

**BY VENUE**

UPMC Cooper Fieldhouse	6-11
A.J. Palumbo Center	27-10
Kerr Fitness Center+	7-2
PPG Paints Arena	3-4
UPMC Events Center*	3-1

+ La Roche University

\* Robert Morris University

Duquesne is **17-5** in non-conference home games - including wins at four different "home" venues - since 2018-19

**TEAM-BY-TEAM VS. THE ATLANTIC 10**

all-time vs. current league members

OPPONENT	ALL-TIME RECORD	STRK	UNDER DAMBROT	LAST HOME W	LAST ROAD W
vs. Davidson	1-10	L3	1-5	1/5/20	L2 none L5
vs. Dayton	25-60	L2	2-8	2/2/21	L1 2/1/12 L9
vs. Fordham	28-18	L2	7-3	1/9/21	L1 1/27/21 L1
vs. George Mason	8-6	W3	3-0	2/29/20	W3 2/23/19 W1
vs. George Washington	34-55	L3	6-4	2/16/19	L2 1/2/21 L2
vs. La Salle	33-46	L2	2-3	2/2/20	L1 1/19/11 L6
vs. Loyola Chicago	11-6	W1	0-0	1/12/59	L1 2/18/93 W1
vs. Massachusetts	28-41	W1	2-2	3/2/19	W2 1/8/22 W1
vs. Rhode Island	28-36	L2	3-4	2/27/21	W3 2/15/14 L4
vs. Richmond	11-25	L1	2-5	2/4/12	L5 1/16/19 L1
vs. St. Bonaventure	60-69	L5	1-10	1/16/16	L6 2/26/20 L2
vs. Saint Joseph's	17-42	L1	3-3	1/30/21	W2 1/8/20 L1
vs. Saint Louis	17-16	L1	4-3	1/2/20	L1 2/5/20 W1
vs. VCU	1-8	L1	1-3	none	L4 3/3/20 L1

## THE LAST TIME

### VS. AP RANKED TEAMS

Last win: Feb. 27, 2014 at #10 Saint Louis (71-64) (span of 6 g.)  
 Last game vs. ranked team: Feb. 22, 2020 at #5 Dayton (L, 70-80)

VS. TOP 25 \_\_\_\_\_ Span: All- 6g (H- 4g, A- 4g, N- 12g)  
 HOME \_\_\_\_\_ Jan. 15, 2011 vs. #19 Temple (78-66)  
 ROAD \_\_\_\_\_ Feb. 27, 2014 at #10 Saint Louis (71-64)  
 NEUTRAL \_\_\_\_\_ Mar. 15, 1969 vs. #8 St. John's\* (75-72)  
 \* - NCAA Tournament consolation game at College Park, Md.

VS. TOP 10 \_\_\_\_\_ Span: All- 3g (H- 1g, A- 2g, N- 7g)  
 HOME \_\_\_\_\_ Feb. 7, 2009 vs. #9 Xavier (72-68)  
 ROAD \_\_\_\_\_ Feb. 27, 2014 at #10 Saint Louis (71-64)  
 NEUTRAL \_\_\_\_\_ Mar. 15, 1969 vs. #8 St. John's\* (75-72)  
 \* - NCAA Tournament consolation game at College Park, Md.

### A DUQUESNE PLAYER SCORED 40 POINTS (Last 3/6/19)

Home - 43 by Mark Stevenson in a 78-77 loss to West Virginia, 1/30/90  
 Road - 40 by Eric Williams Jr. in an 85-75 loss at Saint Louis, 3/6/19  
 Neutral - 44 by Mark Stevenson in a 96-70 win over Saint Joseph's at the Atlantic 10 Tournament, 3/3/90

### A DUQUESNE PLAYER SCORED 30 POINTS (Last 3/9/22)

Home - 34 by Primo Spears in an 85-76 loss to La Salle, 3/5/22  
 Road - 30 by Jackie Johnson III in an 98-93 3OT loss at GW, 3/2/22  
 Neutral - 30 by Primo Spears in a 79-77 loss to Rhode Island (A-10 Championship at Washington, D.C.), 3/9/22

### MISCELLANEOUS INDIVIDUAL

**Two 30-point scorers:** Willie Ross (33) and Willie Somerset (33) in a 101-81 win over Baldwin-Wallace, 12/16/63  
**Three 20-point scorers:** Isiaha Mike (23), Emile Blackman (22) & Mike Lewis II (21) in a 101-90 loss at Richmond, 1/28/17  
**Three consecutive 20-point games:** Primo Spears (3) 25 at GW, 34 vs. La Salle, 30 vs. Rhode Island (A-10), 3/2/22 through 3/9/22  
**4/5/6 consecutive 20-point games:** Micah Mason (6) 23 at SLU, 21 vs. DAV, 27 at DAY, 29 vs. UMass, 26 vs. GW & 23 at URI, 1/30/16 through 2/20/16  
**20-point half:** Primo Spears (25 of 34 in 2nd) in an 85-76 loss to La Salle, 3/5/22  
**5 in double figures:** Five in a 78-70 win over Bradley, 11/22/21  
**6 in double figures:** Six in an 85-84 win over Saint Joseph's, 1/12/19  
**0 in double figures:** In an 86-55 loss at Richmond, 1/28/15  
**Two with 10 rebounds:** Marcus Weathers (10) & Michael Hughes (10) in a 67-62 win over Richmond (A-10), 3/4/21  
**15 rebounds:** Eric Williams Jr. (16) in a 73-59 win over Stetson, 12/6/17  
**20 rebounds:** Simon Ogunlesi (20) in a 71-64 loss to Hampton, 2/10/00  
*previous prior to Ogunlesi was Bruce Atkins (21) vs. West Virginia on 2/9/81*  
**10 assists:** Sincere Carry (11) in an 81-77 OT win at St. Bonaventure, 2/26/20  
**6 blocks:** Tre Williams (7) in 72-71 loss at Fordham, 1/12/22  
**6 steals:** Kevin Easley Jr. (6) in a 98-93 3OT loss at GW, 3/2/22  
**6 three-ptrs:** Dae Dae Grant (6-6) in a 91-63 win over Montana, 11/8/22  
**7 three-ptrs:** Chad Baker (7-11) in an 86-62 win at Fordham, 1/27/21  
**8 three-ptrs:** Eric Williams Jr (9-15) in 95-89 2OT win over Geo Mason, 1/20/18  
*(broke school record of eight shared by three players)*  
**Multiple Double-doubles:** Marcus Weathers (12-10) & Michael Hughes (11-10) in a 67-62 win over Richmond (A-10), 3/4/21

### MISCELLANEOUS TEAM

**Won by 50+:** (+70) 129-59 win over Howard, 11/9/07  
**Won by 40+:** (+49) 97-48 win over Delaware State, 12/9/17  
**Won by 30+:** (+36) 90-54 win over Columbia, 12/9/19  
**Overtime:** 98-93 3OT loss at GW, 3/2/22  
**Double Overtime:** 98-93 3OT loss at GW, 3/2/22  
**Triple Overtime:** 98-93 3OT loss at GW, 3/2/22  
**Scored 100:** (101) in a 101-94 3OT win over La Salle, 1/13/18  
**Surrendered 100:** (101) in a 101-90 loss at Richmond, 1/28/17  
**Opponent 0 double-digit scorers:** In 58-44 win over Savannah St., 12/5/09  
**Held an opponent under 50:** (45) in a 48-45 win over Fordham, 1/9/21  
**Held an opponent under 40:** (36) in a 58-36 win over Lipscomb, 11/15/19  
**Shot better than 70%:** (.723) in a 95-85 win at St. Bona, 2/23/91  
**Shot better than 65%:** (.671) in a 129-59 win over Howard, 11/9/07  
**Shot better than 60%:** (.644) in a 91-63 win over Montana, 11/8/22  
**Opponent under 30%:** (.283) in a 67-50 win over Saint Joe's, 1/30/21  
**Made 15 three-ptrs:** (16-37) in a 95-89 2OT win over George Mason, 1/20/18  
**Forced 30 turnovers:** (31) in a 74-68 win over St. Bonaventure, 1/31/09  
**Committed 30 turnovers:** (35) in a 89-39 loss at Maryland, 11/30/02  
**25+ rebound margin:** (+27, 59-32) in a 75-72 win at Fordham, 12/30/16  
**20+ rebound margin:** (+24, 44-20) in a 64-41 win at Fordham, 1/6/18  
**Won after trailing by 15 in 2nd half:** (-15, 30-55 with 17:28 to go) in a 71-69 win over Rhode Island, 1/20/21  
**DU did not make a "3":** vs. Fordham (0-21 A-10T), 3/9/05 (514 g entering 2023)

## 2022-23 STARTERS

1. Williams, Reece, Clark III, Grant, McGriff (1-0)  
 W MONTANA 91-63

at #4 Kentucky  
 SOUTH CAROLINA STATE  
 vs. Colgate  
 NORTH FLORIDA  
 ALABAMA STATE  
 UC SANTA BARBARA  
 BALL STATE  
 MARSHALL  
 NEW MEXICO STATE  
 DePAUL  
 INDIANA STATE  
 WINTHROP  
 at Dayton  
 RHODE ISLAND  
 VCU  
 at Richmond  
 at Saint Joseph's  
 at St. Bonaventure  
 FORDHAM  
 LOYOLA CHICAGO  
 at Massachusetts  
 at George Washington  
 GEORGE MASON  
 ST. BONAVENTURE  
 SAINT JOSEPH'S  
 at Saint Louis  
 at La Salle  
 DAVIDSON  
 MASSACHUSETTS  
 at Fordham

### CAREER STARTS BY 2022-23 ROSTER

Division I starts only

	'19	'20	'21	'22	'23	Career
Dae Dae Grant		29	23	32	1	85
Tre Williams		30	25	26	1	82
Kevin Easley Jr.	28		13	26		67
Tevin Brewer		10	26	30		66
Joe Reece	0	11	22	18	1	52
Austin Rotroff	5	1	2	0		8
Quincy McGriff					1	1
Jimmy Clark III		0	0	1		1

- Grant started 84g. at Miami, Ohio from 2020-22
- Williams started 55g. at Indiana State in 2020 & 2021
- Easley Jr. started 28g. at Chattanooga in 2019 and 13g. at TCU in 2021
- Brewer started 66g. at FIU from 2020-22
- Reece started 33g. at Old Dominion from 2019-21 and 18g. at Bowling Green in 2022

**NOTE:** RJ Gunn Jr. started 78g. at D-II Lenoir-Rhyne from 2018-21

## 2021-22 TOP GAMES

### INDIVIDUAL

#### POINTS

25	Dae Dae Grant vs. Montana	11/8
13	Matus Hronsky vs. Montana	11/8
12	Joe Reece vs. Montana	11/8

#### REBOUNDS

6	Austin Rotroff vs. Montana	11/8
5	Kevin Easley Jr. vs. Montana	11/8
5	Joe Reece vs. Montana	11/8

#### ASSISTS

3	Joe Reece vs. Montana	11/8
3	Jimmy Clark III vs. Montana	11/8

#### STEALS

2	Joe Reece vs. Montana	11/8
2	Matus Hronsky vs. Montana	11/8

#### BLOCKS

2	Joe Reece vs. Montana	11/8
---	-----------------------	------

#### 3-POINTERS MADE

6	(6-6) Dae Dae Grant vs. Montana	11/8
2	(2-3) Matus Hronsky vs. Montana	11/8
2	(2-7) Quincy McGriff vs. Montana	11/8

### TEAM

#### SCORING

91	Montana (91-63)	W	11/8
----	-----------------	---	------

#### SCORING DEFENSE

63	Montana (63-91)	W	11/8
----	-----------------	---	------

#### FIELD GOAL PERCENTAGE

.644	Montana (38-59)	W	11/8
------	-----------------	---	------

#### FIELD GOAL PERCENTAGE DEFENSE

.385	Montana (20-52)	W	11/8
------	-----------------	---	------

## 2022-23 LEADERBOARD

### 30-POINT GAMES

None

### 20-POINT GAMES (includes 30-point games)

Dae Dae Grant	1
---------------	---

### DOUBLE-DIGIT GAMES

Dae Dae Grant	1
Joe Reece	1
Matus Hronsky	1
Quincy McGriff	1

### GAMES LEADING IN SCORING

Dae Dae Grant	1
---------------	---

### GAMES LEADING IN REBOUNDING

Austin Rotroff	1
----------------	---

### GAMES LEADING IN ASSISTS

Jimmy Clark III	1
Joe Reece	1

### 10-REBOUND GAMES

None

### 10-ASSIST GAMES

None

### 5 OR MORE 3-POINTERS

Dae Dae Grant	1
---------------	---

### 5-STEAL GAMES

None

### 5-BLOCK GAMES

None

### DOUBLE-DOUBLES (points-rebounds)

None

### THREE-POINT PLAYS

Grant (*1), Hronsky (1)	(2)
-------------------------	-----

\* includes one four-point play

### DUNKS

Reece (1), Williams (1)	(2)
-------------------------	-----

### CONSECUTIVE GAMES

Easley Jr. (31), Williams (1), Reece (1), Clark III (1), Grant (1), McGriff (1), Gunn (1), Rozier (1), Rotroff (1), Hronsky (1), Dixon (1)

### CONSECUTIVE STARTS

Clark III (1), Grant (1), McGriff (1), Reece (1), Williams (1)

## CAREER TOTALS

Division I games only

'19 '20 '21 '22 '23 Tot.

### 30-POINT GAMES

None

### 20-POINT GAMES (includes 30-point games)

Grant	1	5	11	1	18
Brewer	0	1	8	--	9
Easley Jr.	7	--	0	1	-- 8
Reece	0	0	0	2	-- 2
Williams	0	1	0	--	1

### DOUBLE-DIGIT SCORING

Grant	17	15	29	1	62
Easley Jr.	22	--	3	21	-- 46
Brewer	3	12	24	--	39
Williams	8	12	16	--	36
Reece	0	10	8	15	1 34
Rotroff	1	0	0	1	-- 2
Matus Hronsky					1 1
Quincy McGriff					1 1

### 20-POINT HALVES

None

Last: *Primo Spears - 25 of 34 in 2nd half vs. La Salle on 3/5/22*

*R.J. Gunn scored 29 of his career-high 36 points in 2nd half while at D-II Lenoir-Rhyne at Clayton State on 11/20/19*

### 10+-ASSIST GAMES

Brewer	0	0	3	--	3
--------	---	---	---	----	---

### 5+-STEAL GAMES

Easley Jr.	0	--	0	2	-- 2
Brewer	1	0	0	--	1
Reece	0	1	0	0	-- 1

### 5+-BLOCK GAMES

Williams	0	0	2	--	2
----------	---	---	---	----	---

### 10+-BLOCK GAMES

None

Last: *Shawn James 10 vs. Saint Joseph's on Feb. 6, 2008*

### 5 OR MORE "3'S" IN A GAME

Grant	0	4	2	1	7
Brewer	0	1	2	--	3
Easley Jr.	2	--	0	0	-- 2

### 10+-REBOUND GAMES

Easley Jr.	4	--	1	5	-- 10
Williams	0	2	3	--	5
Reece	0	1	0	3	-- 4

### DOUBLE-DOUBLES (points-rebounds)

Easley Jr.	2	--	0	3	-- 5
Reece	0	1	0	3	-- 4
Williams	0	1	3	--	4
Brewer	0	0	2	--	*2

\* - Brewer's are both points-assists

### TRIPLE-DOUBLES (points-rebounds-blocks)

None

Last: *T.J. McConnell (15-10-11a) vs. District of Columbia, 11/18/11*

- Brewer's 2019-20, 2020-21 & 2021-22 stats from FIU
- Easley Jr. 2018-19 stats at Chattanooga and 2020-21 stats at TCU
- Grant's 2019-20, 2020-21 & 2021-22 stats from Miami, Ohio
- Reece's 2018-19, 2019-20 & 2020-21 stats from Old Dominion and 2021-22 stats at Bowling Green
- Williams 2019-20 & 2020-21 stats from Indiana State



## 2022-23 SPECIALTY STATS

		— SPECIALTY STATS: DUQ-OPP —											
		LARGE LEAD	LARGE DEFICIT	PP	TO	2ND	FB	BEN	TIE	LC	SCORE	+/-	
<b>NOVEMBER</b>													
8	MONTANA	+42 (79-37, 7:30, 2nd)	-1 (4-5, 17:55, 1st)	46-22	22-12	6-4	11-4	30-16	1	2	W	91-63	+28
11	at #4 Kentucky												
14	SOUTH CAROLINA STATE												
18	vs. Colgate - at Akron, Ohio												
21	NORTH FLORIDA												
23	ALABAMA STATE												
29	UC SANTA BARBARA												
<b>DECEMBER</b>													
3	BALL STATE												
8	MARSHALL												
11	NEW MEXICO STATE												
14	DEPAUL												
17	INDIANA STATE												
21	WINTHROP												
28	at Dayton+												
31	RHODE ISLAND+												
<b>JANUARY (0-0)</b>													
4	VCU+												
7	at Richmond+												
11	at Saint Joseph's+												
18	at St. Bonaventure+												
21	FORDHAM+												
25	LOYOLA CHICAGO+												
28	at Massachusetts+												
<b>FEBRUARY (0-0)</b>													
4	at George Washington+												
8	GEORGE MASON+												
11	ST. BONAVENTURE+												
15	SAINT JOSEPH'S+												
18	at Saint Louis+												
22	at La Salle+												
26	DAVIDSON+												
<b>MARCH (0-0)</b>													
1	MASSACHUSETTS+												
4	at Fordham+												
<b>ATLANTIC 10 CHAMPIONSHIP • BROOKLYN, N.Y.</b>													
7-12													

**KEY:** PP - points in paint; TO - points off turnovers; 2ND - second-chance points; FB - fast break points; BEN - bench points; TIE - ties; LC - lead changes

### DAMBROT ERA SPECIALTY HIGHS

LARGE LEAD: +52 vs. Delaware State, Dec. 9, 2018 (W, 97-48)	FAST BREAK POINTS: 31 vs. American, Nov. 28, 2021 (W, 88-79)
LARGE DEFICIT: -36 at St. Bonaventure, Feb. 19, 2022 (L, 55-81)	BENCH POINTS: 47 vs. Longwood, Dec. 9, 2018 (W, 80-71)
POINTS IN PAINT: 54 at GW, Mar. 2, 2022 (L, 93-98, 3OT)	MOST TIES: 15 vs. La Salle (3OT), Jan. 13, 2017 (W, 101-94)
POINTS OFF TOs: 34 vs. Princeton, Nov. 5, 2019 (W, 94-67)	MOST LEAD CHANGES: 33 vs. La Salle (3OT), Jan. 13, 2017 (W, 101-94)
SECOND CHANCE POINTS: 21 at Dayton, Feb. 2, 2019 & 21 vs. N.C. A&T, Dec. 17, 2017 (W, 74-58)	

### TOP COMEBACKS IN THE PAST 26 SEASONS

DEFICIT	SCORE	TIME	HALF	FINAL SCORE	MARGIN	OPPONENT	DATE	COACH
-19	14-33	7:55	2nd	79-78	+1	at George Mason	Feb. 23, 2019	Keith Dambrot
-19	22-41	19:39	2nd	75-72	+3	Rhode Island	Jan. 30, 2019	Keith Dambrot
-19*	28-47	18:31	2nd	88-82	+6	Radford	Dec. 6, 1997	Scott Edgar
-18	33-51	13:56	2nd	74-66	+8	at Fordham	Feb. 9, 2019	Keith Dambrot
-18	29-47	0:07	1st	80-71	+9	Longwood	Dec. 9, 2018	Keith Dambrot
-17	27-44	0:33	1st	71-69	+2	Rhode Island	Jan. 20, 2021	Keith Dambrot

\* DU, which trailed 40-26 at the half and 47-28 with 18:31 left in the Dec. 6, 1997 Radford game, cut the 19-point deficit to tie the game at 58-58 in a span of 8:53



# 2022-23 DUQUESNE BASKETBALL FULL SEASON STATS

### Game Records

Record	Overall	Home	Away	Neutral
ALL GAMES	1-0	1-0	0-0	0-0
CONFERENCE	0-0	0-0	0-0	0-0
NON-CONFERENCE	1-0	1-0	0-0	0-0

### Score by Periods

Team	1st	2nd	OT	TOT
Duquesne	45	46	0	91
Opponents	19	44	0	63

### Team Box Score

No.	Player	Total			3-Point		F-Throw		Rebounds				Other				PTS	AVG				
		GP-GS	MIN	AVG	FG-FGA	FG%	3FG-3FGA	3FG%	FT-FTA	FT%	OFF	DEF	TOT	AVG	PF	DQ			A	TO	BLK	STL
3	GRANT, Dae Dae	1-1	21:02	21.0	8-8	1.000	6-6	1.000	3-3	1.000	0	3	3	3.0	3	0	1	4	0	1	25	25.0
14	HRONSKY, Matus	1-0	28:48	28.8	5-6	.833	2-3	.667	1-1	1.000	0	0	0	0.0	2	0	2	0	0	2	13	13.0
20	REECE, Joe	1-1	16:25	16.4	6-12	.500	0-2	.000	0-1	.000	2	3	5	5.0	1	0	3	1	2	2	12	12.0
55	MCGRIFF, Quincy	1-1	28:27	28.5	4-9	.444	2-7	.286	0-0	.000	0	2	2	2.0	2	0	0	2	0	1	10	10.0
1	CLARK III, Jimmy	1-1	18:48	18.8	4-8	.500	0-4	.000	0-0	.000	1	2	3	3.0	3	0	3	1	0	1	8	8.0
35	EASLEY, Kevin	1-0	16:04	16.1	3-4	.750	0-1	.000	0-0	.000	0	5	5	5.0	1	0	1	0	0	1	6	6.0
4	WILLIAMS, Tre	1-1	13:59	14.0	3-4	.750	0-0	.000	0-0	.000	2	2	4	4.0	0	0	0	0	0	0	6	6.0
2	DIXON, David	1-0	12:35	12.6	2-3	.667	0-0	.000	0-1	.000	1	1	2	2.0	4	0	1	2	0	1	4	4.0
34	ROTROFF, Austin	1-0	11:00	11.0	2-2	1.000	0-0	.000	0-0	.000	2	4	6	6.0	2	0	1	2	1	0	4	4.0
21	GUNN, R.J.	1-0	16:52	16.9	1-2	.500	0-1	.000	1-2	.500	0	2	2	2.0	2	0	1	0	1	0	3	3.0
32	ROZIER, Kareem	1-0	16:00	16.0	0-1	.000	0-0	.000	0-0	.000	0	4	4	4.0	2	0	2	1	0	1	0	0.0
Team																						
<b>Total</b>		<b>1</b>	<b>200</b>		<b>38-59</b>	<b>.644</b>	<b>10-24</b>	<b>.417</b>	<b>5-8</b>	<b>.625</b>	<b>8</b>	<b>28</b>	<b>36</b>	<b>36.0</b>	<b>22</b>	<b>0</b>	<b>15</b>	<b>13</b>	<b>4</b>	<b>10</b>	<b>91</b>	<b>91.0</b>
<b>Opponents</b>		<b>1</b>	<b>200</b>		<b>20-52</b>	<b>.385</b>	<b>6-20</b>	<b>.300</b>	<b>17-22</b>	<b>.773</b>	<b>8</b>	<b>15</b>	<b>23</b>	<b>23.0</b>	<b>16</b>	<b>0</b>	<b>10</b>	<b>13</b>	<b>0</b>	<b>7</b>	<b>63</b>	<b>63.0</b>

### Team Statistics

	DU	OPP
<b>Scoring</b>	<b>91</b>	<b>63</b>
Points per game	91.0	63.0
Scoring margin	+28.0	-
<b>Field goals-att</b>	<b>38-59</b>	<b>20-52</b>
Field goal pct	.644	.385
<b>3 point fg-att</b>	<b>10-24</b>	<b>6-20</b>
3-point FG pct	.417	.300
3-pt FG made per game	10.0	6.0
<b>Free throws-att</b>	<b>5-8</b>	<b>17-22</b>
Free throw pct	.625	.773
F-Throws made per game	5.0	17.0
<b>Rebounds</b>	<b>36</b>	<b>23</b>
Rebounds per game	36.0	23.0
Rebounding margin	+13.0	-
<b>Assists</b>	<b>15</b>	<b>10</b>
Assists per game	15.0	10.0
<b>Turnovers</b>	<b>13</b>	<b>13</b>
Turnovers per game	13.0	13.0
Turnover margin	0.0	-
Assist/turnover ratio	1.2	0.8
<b>Steals</b>	<b>10</b>	<b>7</b>
Steals per game	10.0	7.0
<b>Blocks</b>	<b>4</b>	<b>0</b>
Blocks per game	4.0	0.0
<b>Winning streak</b>	<b>1</b>	<b>-</b>
Home win streak	1	-
<b>Attendance</b>	<b>2157</b>	<b>0</b>
Home games-Avg/Game	1-2157	0-0
Neutral site-Avg/Game	-	0-0

### Team Results

Date	Opponent	Score	Att.
11/08/2022	Montana	W 91-63	2157



## DAMBROT ERA HIGH & LOW GAMES

DUQUESNE	HIGH	LOW
Points	101 La Salle (2018)	47 at St. Bonaventure (2019)
First Half Points	53 Delaware State (2018)	19 vs. St. Bonaventure (A-10) (2021) & GW (2002)
Second Half Points	57 Princeton (2020)	17 at Rhode Island (2020) & Davidson (2022)
Halftime Margin	+37 (53-16) Delaware State (2018)	-21 (19-40) vs. St. Bonaventure (A-10) (2021)
Win/Loss Margin	+49 (97-48) Delaware State (2018)	-26 (55-81) at St. Bonaventure (2022)
Rebounds	50 Richmond (2018)	21 George Mason (2020)
Rebound Margin	+24 (44-20) at Fordham (2018)	-25 (24-49) UMass (2019)
Field Goals Made	<b>38 Columbia (2020) &amp; Montana (2022)</b>	15 at St. Bonaventure (2019) & Davidson (2021)
Field Goals Attempted	91 at George Washington (2022)	45 Penn State (2019)
Field Goal Percentage	.585 (38-65) Columbia (2020)	.276 (21-76) George Washington (2022)
3-Pointers Made	18 Delaware State (2018)	1 Lipscomb (2020) & George Washington (2022)
3-Pointers Attempted	37 George Mason (2018)	9 at Rhode Island (2018)
3-Point Percentage (min. 10 att.)	.643 (9-14) at George Washington (2018)	.045 (1-22) Lipscomb (2020)
Free Throws Made	31 St. Francis Brooklyn (2018)	3 (3-9, .333) at St. Bonaventure (2021)
Free Throws Attempted	45 St. Francis Brooklyn & La Salle (2018)	5 Columbia (2020) & Dayton (2022)
Free Throw Percentage (min. 10 att.)	1.000 (13-13) Rider (2022)	.375 (6-16) St. Bonaventure (2019)
Free Throw Percentage (min. 20 att.)	.906 (29-32) Penn State (2019)	.400 (10-25) Richmond (2020)
Assists	25 Delaware State (2018) & at Fordham (2021)	4 vs. Southern Illinois (2018) & at Saint Joseph's (2022)
Turnovers	22 vs. Pitt (2019)	**3 New Hampshire (2022)
Blocked Shots	15 George Mason (2018)	0 Davidson & vs. Richmond (A-10) (2018)
Steals	15 three times, at George Washington (2022) last	1 at Rhode Island (2020)
Personal Fouls	28 at Saint Louis (2018)	7 VMI (2020), vs. Marshall (2020) & American (2022)

\*\* - indicates school record

OPPONENT	HIGH	LOW
Points	98 at George Washington (2022)	36 Lipscomb (2020)
First Half Points	49 vs. Saint Joseph's (A-10) (2019)	16 Delaware State (2018) & Maine (2019)
Second Half Points	59 at Dayton (2018)	15 at Fordham (2018)
Halftime Margin	+21 (40-19) vs. St. Bonaventure (A-10) (2021)	-37 (16-53) Delaware State (2018)
Win/Loss Margin	+26 (81-55) at St. Bonaventure (2022)	-49 (48-97) Delaware State (2018)
Rebounds	56 at George Washington (2022)	20 at Fordham (2018)
Field Goals Made	35 three times, La Salle (2022) last	14 Lipscomb (2020)
Field Goals Attempted	83 La Salle (2018)	42 Fordham (2018)
Field Goal Percentage	.646 (31-48) at Dayton (2018)	.286 (20-70) St. Bonaventure (2019)
3-Pointers Made	14 UIC (2019)	0 Lipscomb (2020)
3-Pointers Attempted	35 VMI & at Saint Joseph's (2020); Dayton (2021)	8 Mississippi Valley State (2018)
3-Point Percentage (min. 10 att.)	.571 (8-14) at Dayton (2018) & (12-21) La Salle (2022)	.000 (0-18) Lipscomb (2020)
Free Throws Made	29 at St. Bonaventure (2018)	2 four times, at Dayton (2022) last
Free Throws Attempted	39 at Saint Louis (2019)	3 Dayton (2022)
Free Throw Percentage	1.000 (7-7) Dayton (2020)	.250 (2-8) Fordham (2019)
Free Throw Percentage (min. 20 att.)	.950 (19-20) at UMass (2022)	.462 (12-26) at George Washington (2021)
Assists	25 at Dayton 879 (2018)	4 three times, at GW (2021) last
Turnovers	25 Maine (2019)	4 vs. Southern Illinois (2018)
Blocked Shots	10 three times, at Fordham (2022) last	<b>0 13 times, Montana (2022) last</b>
Steals	12 five times, at Rhode Island (2022) last	1 three times, at Saint Joseph's (2022) last
Personal Fouls	29 three times, UMass (2019) last	6 Dayton (2022)

INDIVIDUAL	DUQUESNE	OPPONENT
Points	40 Eric Williams Jr. at Saint Louis (2019)	40 Jaylen Adams, St. Bonaventure (2018)
Rebounds	16 Eric Williams Jr. vs. Stetson (2018)	22 Osun Osunniyi, St. Bonaventure (2019)
Field Goals Made	15 Eric Williams Jr. at Saint Louis (2019)	14 Jaylen Adams, St. Bonaventure (2018)
Field Goals Attempted	26 Primo Spears at GW (2022)	25 Tramaine Isabell at Saint Louis (2019)
Field Goal Percentage	<b>1.000 (8-8) Dae Dae Grant vs. Montana (2022)</b>	1.000 (8-8) Malik Hines, at UMass (2018)
Field Goal Percentage (min. 10 att.)	.909 (10-11) Michael Hughes vs. VMI (2020)	.833 (10-12) Colin Smalls, American (2022)
Field Goal Percentage (min. 20 att.)	.750 (15-20) Eric Williams Jr. at Saint Louis (2019)	.636 (14-22) Jaylen Adams, St. Bonaventure (2018)
3-Pointers Made	9 (9-15) Eric Williams Jr. vs. George Mason (2018)	8 Jaylen Adams, St. Bonaventure (2018)
3-Pointers Attempted	15 (9-15) Eric Williams Jr. vs. George Mason (2018) (7-15) Frankie Hughes vs. George Washington (2019) (7-15) Tavian Dunn-Martin vs. St. Bonaventure (2020)	15 Jamison Battle, at GW (2020)
3-Point Percentage	1.000 <b>(6-6) Dae Dae Grant vs. Montana (2022)</b>	1.000 (4-4) Kobe Elvis, Dayton (2022) (4-4) Angelo Allegri, UNCG (2021)
Free Throws Made	11 Marcus Weathers vs. Saint Louis (2019) & at SLU (2020)	12 Kyle Lofton (12-14), at St. Bonaventure (2021)
Free Throws Attempted	15 Tarin Smith vs. La Salle (2018) Sincere Carry vs. George Mason (2020)	16 Tramaine Isabell at Saint Louis (2019)
Free Throw Percentage	1.000 (9-9) Mike Lewis II vs. St. Francis Brooklyn (2018)	1.000 (9-9) Jaylen Adams, at St. Bonaventure (2018)
Assists	11 Sincere Carry at St. Bonaventure (2020)	12 C.J. Anderson at UMass (2018)
Steals	6 four times, Kevin Easley Jr. at GW (2022) last	6 Jacob Gilyard, Richmond (2020)
Blocked Shots	9 Tydus Verhoeven vs. George Mason (2018)	8 Chuba Ohams, at Fordham (2022)

## CAREER STATS/GAME HIGHS

### BREWER, Tevin

				Field Goals		3-Point		F-Throws		Rebounds				Scoring						
SEASON	TEAM	GP-GS	MIN/AVG	FG-FGA	FG%	3FG-3FGA	3FG%	FT-FTA	FT%	OFF	DEF	TOT	AVG	PF-FO	A	TO	BLK	STL	PTS	AVG
2019-20	FIU	10-10	266/26.6	25-62	.403	17-46	.370	3-4	.750	4	27	31	3.1	29-0	45	22	0	22	70	7.0
2020-21	FIU	26-26	753/29.0	81-206	.393	49-128	.383	23-30	.767	13	45	58	2.2	57-1	110	50	0	26	234	9.0
2021-22	FIU	30-30	960/32.0	161-378	.426	66-166	.398	68-82	.829	17	89	106	3.5	50-1	169	84	0	26	456	15.2
<b>TOTAL FOR DU</b>		<b>0-0</b>	<b>0/0.0</b>	<b>0-0</b>	<b>.000</b>	<b>0-0</b>	<b>.000</b>	<b>0-0</b>	<b>.000</b>	<b>0</b>	<b>0</b>	<b>0</b>	<b>0.0</b>	<b>0-0</b>	<b>0</b>	<b>0</b>	<b>0</b>	<b>0</b>	<b>0</b>	<b>0.0</b>
<b>TOTAL</b>		<b>66-66</b>	<b>1979/30.0</b>	<b>267-646</b>	<b>.413</b>	<b>132-340</b>	<b>.388</b>	<b>94-116</b>	<b>.810</b>	<b>34</b>	<b>161</b>	<b>195</b>	<b>3.0</b>	<b>136-2</b>	<b>324</b>	<b>156</b>	<b>0</b>	<b>74</b>	<b>760</b>	<b>11.5</b>

### Single Game Highs

Statistic	Value	
Points	25	vs Ball St. 11/18/21, vs Rice 02/19/22
Rebounds	6	5 times
Assists	11	vs St. Thomas (FL) 01/01/22, vs Bethune-Cookman 01/05/22
Steals	5	vs Ave Maria 11/08/19
FG Made	10	vs Rice 02/19/22
FG Attempts	19	vs FGCU 12/01/21, at Western Ky. 01/08/22
3FG Made	5	at North Florida 12/12/20, vs Ball St. 11/18/21, vs Marshall 03/08/22
3FG Attempts	10	vs Keiser 11/26/19, vs FGCU 12/01/21
FT Made	10	vs Stetson 12/04/21
FT Attempts	11	vs Stetson 12/04/21

### CLARK III, Jimmy

				Field Goals		3-Point		F-Throws		Rebounds				Scoring						
SEASON	TEAM	GP-GS	MIN/AVG	FG-FGA	FG%	3FG-3FGA	3FG%	FT-FTA	FT%	OFF	DEF	TOT	AVG	PF-FO	A	TO	BLK	STL	PTS	AVG
2019-20	VCU	17-0	124/7.3	13-35	.371	3-14	.214	7-12	.583	3	10	13	0.8	16-1	14	9	2	6	36	2.1
2020-21	VCU	16-0	256/16.0	36-72	.500	6-25	.240	16-19	.842	3	20	23	1.4	35-2	29	26	4	29	94	5.9
2022-23	DU	1-1	19/18.8	4-8	.500	0-4	.000	0-0	.000	1	2	3	3.0	3-0	3	1	0	1	8	8.0
<b>TOTAL FOR DU</b>		<b>1-1</b>	<b>19/18.8</b>	<b>4-8</b>	<b>.500</b>	<b>0-4</b>	<b>.000</b>	<b>0-0</b>	<b>.000</b>	<b>1</b>	<b>2</b>	<b>3</b>	<b>3.0</b>	<b>3-0</b>	<b>3</b>	<b>1</b>	<b>0</b>	<b>1</b>	<b>8</b>	<b>8.0</b>
<b>TOTAL</b>		<b>34-1</b>	<b>399/11.7</b>	<b>53-115</b>	<b>.461</b>	<b>9-43</b>	<b>.209</b>	<b>23-31</b>	<b>.742</b>	<b>7</b>	<b>32</b>	<b>39</b>	<b>1.1</b>	<b>54-3</b>	<b>46</b>	<b>36</b>	<b>6</b>	<b>36</b>	<b>138</b>	<b>4.1</b>

### Single Game Highs

Statistic	Value	
Points	9	vs James Madison 12/22/20
Rebounds	3	4 times
Assists	5	vs Rhode Island 01/09/21
Steals	4	vs Utah St. 11/25/20, vs Mount St. Mary's 12/05/20, vs Western Caro. 12/15/20
Blocks	1	6 times
FG Made	4	vs Utah St. 11/25/20, vs Montana 11/08/22
FG Attempts	10	vs West Virginia 11/26/20
3FG Made	1	9 times
3FG Attempts	4	vs Montana 11/08/22
FT Made	4	vs Mount St. Mary's 12/05/20, at Penn St. 12/02/20
FT Attempts	4	vs Mount St. Mary's 12/05/20, at Penn St. 12/02/20



## CAREER STATS/GAME HIGHS

### COLE-WILLIAMS, Jaylen

				Field Goals		3-Point		F-Throws		Rebounds								Scoring			
SEASON	TEAM	GP-GS	MIN/AVG	FG-FGA	FG%	3FG-3FGA	3FG%	FT-FTA	FT%	OFF	DEF	TOT	AVG	PF-FO	A	TO	BLK	STL	PTS	AVG	
2020-21	DU	1-0	1/1.5	0-1	.000	0-1	.000	0-0	.000	0	0	0	0.0	0-0	0	0	0	0	0	0	0.0
<b>TOTAL</b>		<b>1-0</b>	<b>1/1.5</b>	<b>0-1</b>	<b>.000</b>	<b>0-1</b>	<b>.000</b>	<b>0-0</b>	<b>.000</b>	<b>0</b>	<b>0</b>	<b>0</b>	<b>0.0</b>	<b>0-0</b>	<b>0</b>	<b>0</b>	<b>0</b>	<b>0</b>	<b>0</b>	<b>0</b>	<b>0.0</b>

### Single Game Highs

Statistic	Value	
FG Attempts	1	at Fordham 01/27/21
3FG Attempts	1	at Fordham 01/27/21

### DIXON, David

				Field Goals		3-Point		F-Throws		Rebounds								Scoring		
SEASON	TEAM	GP-GS	MIN/AVG	FG-FGA	FG%	3FG-3FGA	3FG%	FT-FTA	FT%	OFF	DEF	TOT	AVG	PF-FO	A	TO	BLK	STL	PTS	AVG
2022-23	DU	1-0	13/12.6	2-3	.667	0-0	.000	0-1	.000	1	1	2	2.0	4-0	1	2	0	1	4	4.0
<b>TOTAL</b>		<b>1-0</b>	<b>13/12.6</b>	<b>2-3</b>	<b>.667</b>	<b>0-0</b>	<b>.000</b>	<b>0-1</b>	<b>.000</b>	<b>1</b>	<b>1</b>	<b>2</b>	<b>2.0</b>	<b>4-0</b>	<b>1</b>	<b>2</b>	<b>0</b>	<b>1</b>	<b>4</b>	<b>4.0</b>

### Single Game Highs

Statistic	Value	
Points	4	vs Montana 11/08/22
Rebounds	2	vs Montana 11/08/22
Assists	1	vs Montana 11/08/22
Steals	1	vs Montana 11/08/22
FG Made	2	vs Montana 11/08/22
FG Attempts	3	vs Montana 11/08/22
FT Attempts	1	vs Montana 11/08/22

## CAREER STATS/GAME HIGHS

### EASLEY, Kevin

SEASON	TEAM	GP-GS	MIN/AVG	Field Goals		3-Point		F-Throws		Rebounds				Scoring						
				FG-FGA	FG%	3FG-3FGA	3FG%	FT-FTA	FT%	OFF	DEF	TOT	AVG	PF-FO	A	TO	BLK	STL	PTS	AVG
2018-19	UTC	29-28	811/28.0	154-347	.444	50-126	.397	54-83	.651	50	143	193	6.7	56-0	35	58	9	20	412	14.2
2020-21	TCU	26-13	509/19.6	41-106	.387	13-51	.255	21-28	.750	27	69	96	3.7	33-0	22	25	4	6	116	4.5
2021-22	DU	30-26	955/31.8	123-308	.399	38-114	.333	36-51	.706	72	126	198	6.6	59-1	27	31	13	43	320	10.7
2022-23	DU	1-0	16/16.1	3-4	.750	0-1	.000	0-0	.000	0	5	5	5.0	1-0	1	0	0	1	6	6.0
<b>TOTAL FOR DU</b>		<b>31-26</b>	<b>971/31.3</b>	<b>126-312</b>	<b>.404</b>	<b>38-115</b>	<b>.330</b>	<b>36-51</b>	<b>.706</b>	<b>72</b>	<b>131</b>	<b>203</b>	<b>6.5</b>	<b>60-1</b>	<b>28</b>	<b>31</b>	<b>13</b>	<b>44</b>	<b>326</b>	<b>10.5</b>
<b>TOTAL</b>		<b>86-67</b>	<b>2291/26.6</b>	<b>321-765</b>	<b>.420</b>	<b>101-292</b>	<b>.346</b>	<b>111-162</b>	<b>.685</b>	<b>149</b>	<b>343</b>	<b>492</b>	<b>5.7</b>	<b>149-1</b>	<b>85</b>	<b>114</b>	<b>26</b>	<b>70</b>	<b>854</b>	<b>9.9</b>

### Single Game Highs

Statistic	Value	
Points	26	vs VMI 12/09/18
Rebounds	12	vs The Citadel 01/19/19, vs ETSU 03/09/19, vs Colorado 11/20/21
Assists	5	vs Davidson 02/23/22
Steals	6	at George Washington 03/02/22
Blocks	4	at George Washington 03/02/22
FG Made	10	vs Western Caro. 01/31/19, vs VMI 12/09/18
FG Attempts	20	vs Western Caro. 01/31/19
3FG Made	5	at Michigan 11/23/18, at Western Caro. 01/03/19
3FG Attempts	8	vs Rider 11/09/21
FT Made	8	at Kansas St. 01/02/21
FT Attempts	9	vs Eastern Ky. 11/10/18, at Kansas St. 01/02/21, vs Bowling Green 12/01/21

### GRANT, Dae dae

SEASON	TEAM	GP-GS	MIN/AVG	Field Goals		3-Point		F-Throws		Rebounds				Scoring						
				FG-FGA	FG%	3FG-3FGA	3FG%	FT-FTA	FT%	OFF	DEF	TOT	AVG	PF-FO	A	TO	BLK	STL	PTS	AVG
2019-20	Miami	32-29	717/22.4	105-286	.367	38-111	.342	48-72	.667	31	66	97	3.0	44-0	61	48	2	16	296	9.3
2020-21	Miami	23-23	688/29.9	108-268	.403	57-139	.410	41-47	.872	13	57	70	3.0	41-1	55	41	1	21	314	13.7
2021-22	Miami	32-32	1058/33.1	202-478	.423	70-205	.341	87-102	.853	33	118	151	4.7	58-1	132	59	3	29	561	17.5
2022-23	DU	1-1	21/21.0	8-8	1.000	6-6	1.000	3-3	1.000	0	3	3	3.0	3-0	1	4	0	1	25	25.0
<b>TOTAL FOR DU</b>		<b>1-1</b>	<b>21/21.0</b>	<b>8-8</b>	<b>1.000</b>	<b>6-6</b>	<b>1.000</b>	<b>3-3</b>	<b>1.000</b>	<b>0</b>	<b>3</b>	<b>3</b>	<b>3.0</b>	<b>3-0</b>	<b>1</b>	<b>4</b>	<b>0</b>	<b>1</b>	<b>25</b>	<b>25.0</b>
<b>TOTAL</b>		<b>88-85</b>	<b>2485/28.2</b>	<b>423-1040</b>	<b>.407</b>	<b>171-461</b>	<b>.371</b>	<b>179-224</b>	<b>.799</b>	<b>77</b>	<b>244</b>	<b>321</b>	<b>3.6</b>	<b>146-2</b>	<b>249</b>	<b>152</b>	<b>6</b>	<b>67</b>	<b>1196</b>	<b>13.6</b>

### Single Game Highs

Statistic	Value	
Points	28	at Eastern Mich. 01/23/21
Rebounds	9	vs Spalding 12/21/21, vs Ohio 01/18/22, vs Bowling Green 02/12/22
Assists	8	vs Heidelberg 11/20/21, vs Spalding 12/21/21, at Eastern Mich. 01/29/22
Steals	4	vs Wilberforce 12/30/19, vs Western Ill. 12/09/20
Blocks	1	6 times
FG Made	11	at Ball St. 01/25/22
FG Attempts	22	at Bowling Green 01/08/22
3FG Made	7	at Central Mich. 02/23/21
3FG Attempts	13	at Toledo 02/16/21, at Bowling Green 01/08/22
FT Made	10	vs Western Mich. 02/08/22
FT Attempts	11	vs Western Mich. 02/08/22



## CAREER STATS/GAME HIGHS

### GUNN, R.j.

				Field Goals		3-Point		F-Throws		Rebounds								Scoring		
SEASON	TEAM	GP-GS	MIN/AVG	FG-FGA	FG%	3FG-3FGA	3FG%	FT-FTA	FT%	OFF	DEF	TOT	AVG	PF-FO	A	TO	BLK	STL	PTS	AVG
2017-18	LRU	19-5	224/11.8	29-71	.408	7-24	.292	11-17	.647	15	27	42	2.2	22-0	10	13	3	8	76	4.0
2018-19	LRU	30-29	671/22.4	109-227	.480	40-109	.367	35-48	.729	20	67	87	2.9	50-0	21	37	8	10	293	9.8
2019-20	LRU	28-28	947/33.8	212-425	.499	61-172	.355	63-85	.741	40	150	190	6.8	53-0	48	67	18	23	548	19.6
2020-21	LRU	16-16	482/30.1	97-204	.475	38-98	.388	34-42	.810	13	71	84	5.3	44-2	24	17	4	13	266	16.6
2021-22	DU	1-0	4/4.2	0-1	.000	0-0	.000	0-0	.000	0	0	0	0.0	1-0	0	1	0	0	0	0.0
2022-23	DU	1-0	17/16.9	1-2	.500	0-1	.000	1-2	.500	0	2	2	2.0	2-0	1	0	1	0	3	3.0
<b>TOTAL FOR DU</b>		<b>2-0</b>	<b>21/10.6</b>	<b>1-3</b>	<b>.333</b>	<b>0-1</b>	<b>.000</b>	<b>1-2</b>	<b>.500</b>	<b>0</b>	<b>2</b>	<b>2</b>	<b>1.0</b>	<b>3-0</b>	<b>1</b>	<b>1</b>	<b>1</b>	<b>0</b>	<b>3</b>	<b>1.5</b>
<b>TOTAL</b>		<b>95-78</b>	<b>2344/24.7</b>	<b>448-930</b>	<b>.482</b>	<b>146-404</b>	<b>.361</b>	<b>144-194</b>	<b>.742</b>	<b>88</b>	<b>317</b>	<b>405</b>	<b>4.3</b>	<b>172-2</b>	<b>104</b>	<b>135</b>	<b>34</b>	<b>54</b>	<b>1186</b>	<b>12.5</b>

### Single Game Highs

Statistic	Value	
Points	36	at Clayton St. 11/20/19
Rebounds	13	vs Mars Hill 02/26/20
Assists	5	vs Queens (NC) 01/25/20
Steals	3	4 times
Blocks	3	vs Newberry 01/11/20
FG Made	15	at Clayton St. 11/20/19
FG Attempts	26	at Clayton St. 11/20/19
3FG Made	6	at Newberry 03/01/21
3FG Attempts	12	at Newberry 03/01/21
FT Made	7	vs Tusculum 01/29/20
FT Attempts	8	at Anderson (SC) 12/14/19

### HARPER, Jake

				Field Goals		3-Point		F-Throws		Rebounds								Scoring		
SEASON	TEAM	GP-GS	MIN/AVG	FG-FGA	FG%	3FG-3FGA	3FG%	FT-FTA	FT%	OFF	DEF	TOT	AVG	PF-FO	A	TO	BLK	STL	PTS	AVG
2019-20	DU	5-0	11/2.1	1-1	1.000	1-1	1.000	3-4	.750	1	1	2	0.4	1-0	0	0	0	0	6	1.2
<b>TOTAL</b>		<b>5-0</b>	<b>11/2.1</b>	<b>1-1</b>	<b>1.000</b>	<b>1-1</b>	<b>1.000</b>	<b>3-4</b>	<b>.750</b>	<b>1</b>	<b>1</b>	<b>2</b>	<b>0.4</b>	<b>1-0</b>	<b>0</b>	<b>0</b>	<b>0</b>	<b>0</b>	<b>6</b>	<b>1.2</b>

### Single Game Highs

Statistic	Value	
Points	3	vs Columbia 12/09/19, at Saint Joseph's 01/08/20
Rebounds	1	vs Radford 12/14/19, at Saint Joseph's 01/08/20
FG Made	1	vs Columbia 12/09/19
FG Attempts	1	vs Columbia 12/09/19
3FG Made	1	vs Columbia 12/09/19
3FG Attempts	1	vs Columbia 12/09/19
FT Made	3	at Saint Joseph's 01/08/20
FT Attempts	4	at Saint Joseph's 01/08/20

## CAREER STATS/GAME HIGHS

### HRONSKY, Matus

				Field Goals		3-Point		F-Throws		Rebounds				Scoring						
SEASON	TEAM	GP-GS	MIN/AVG	FG-FGA	FG%	3FG-3FGA	3FG%	FT-FTA	FT%	OFF	DEF	TOT	AVG	PF-FO	A	TO	BLK	STL	PTS	AVG
2022-23	DU	1-0	29/28.8	5-6	.833	2-3	.667	1-1	1.000	0	0	0	0.0	2-0	2	0	0	2	13	13.0
<b>TOTAL</b>		<b>1-0</b>	<b>29/28.8</b>	<b>5-6</b>	<b>.833</b>	<b>2-3</b>	<b>.667</b>	<b>1-1</b>	<b>1.000</b>	<b>0</b>	<b>0</b>	<b>0</b>	<b>0.0</b>	<b>2-0</b>	<b>2</b>	<b>0</b>	<b>0</b>	<b>2</b>	<b>13</b>	<b>13.0</b>

### Single Game Highs

Statistic	Value	
Points	13	vs Montana 11/08/22
Assists	2	vs Montana 11/08/22
Steals	2	vs Montana 11/08/22
FG Made	5	vs Montana 11/08/22
FG Attempts	6	vs Montana 11/08/22
3FG Made	2	vs Montana 11/08/22
3FG Attempts	3	vs Montana 11/08/22
FT Made	1	vs Montana 11/08/22
FT Attempts	1	vs Montana 11/08/22

### MCGRIFF, Quincy

				Field Goals		3-Point		F-Throws		Rebounds				Scoring						
SEASON	TEAM	GP-GS	MIN/AVG	FG-FGA	FG%	3FG-3FGA	3FG%	FT-FTA	FT%	OFF	DEF	TOT	AVG	PF-FO	A	TO	BLK	STL	PTS	AVG
2022-23	DU	1-1	28/28.5	4-9	.444	2-7	.286	0-0	.000	0	2	2	2.0	2-0	0	2	0	1	10	10.0
<b>TOTAL</b>		<b>1-1</b>	<b>28/28.5</b>	<b>4-9</b>	<b>.444</b>	<b>2-7</b>	<b>.286</b>	<b>0-0</b>	<b>.000</b>	<b>0</b>	<b>2</b>	<b>2</b>	<b>2.0</b>	<b>2-0</b>	<b>0</b>	<b>2</b>	<b>0</b>	<b>1</b>	<b>10</b>	<b>10.0</b>

### Single Game Highs

Statistic	Value	
Points	10	vs Montana 11/08/22
Rebounds	2	vs Montana 11/08/22
Steals	1	vs Montana 11/08/22
FG Made	4	vs Montana 11/08/22
FG Attempts	9	vs Montana 11/08/22
3FG Made	2	vs Montana 11/08/22
3FG Attempts	7	vs Montana 11/08/22



## CAREER STATS/GAME HIGHS

### REECE, Joe

SEASON	TEAM	GP-GS	MIN/AVG	Field Goals		3-Point		F-Throws		Rebounds				Scoring						
				FG-FGA	FG%	3FG-3FGA	3FG%	FT-FTA	FT%	OFF	DEF	TOT	AVG	PF-FO	A	TO	BLK	STL	PTS	AVG
2018-19	ODU	6-0	15/2.5	1-6	.167	0-1	.000	0-1	.000	3	1	4	0.7	1-0	0	2	3	0	2	0.3
2019-20	ODU	32-11	607/19.0	68-175	.389	15-59	.254	48-78	.615	37	87	124	3.9	51-0	29	38	11	24	199	6.2
2020-21	ODU	22-22	561/25.5	67-144	.465	10-39	.256	28-52	.538	35	77	112	5.1	43-0	23	35	13	14	172	7.8
2021-22	BGSU	23-18	436/19.0	93-174	.534	4-9	.444	68-97	.701	43	75	118	5.1	58-1	15	27	10	22	258	11.2
2022-23	DU	1-1	16/16.4	6-12	.500	0-2	.000	0-1	.000	2	3	5	5.0	1-0	3	1	2	2	12	12.0
<b>TOTAL FOR DU</b>		<b>1-1</b>	<b>16/16.4</b>	<b>6-12</b>	<b>.500</b>	<b>0-2</b>	<b>.000</b>	<b>0-1</b>	<b>.000</b>	<b>2</b>	<b>3</b>	<b>5</b>	<b>5.0</b>	<b>1-0</b>	<b>3</b>	<b>1</b>	<b>2</b>	<b>2</b>	<b>12</b>	<b>12.0</b>
<b>TOTAL</b>		<b>84-52</b>	<b>1636/19.5</b>	<b>235-511</b>	<b>.460</b>	<b>29-110</b>	<b>.264</b>	<b>144-229</b>	<b>.629</b>	<b>120</b>	<b>243</b>	<b>363</b>	<b>4.3</b>	<b>154-1</b>	<b>70</b>	<b>103</b>	<b>39</b>	<b>62</b>	<b>643</b>	<b>7.7</b>

### Single Game Highs

Statistic	Value	
Points	20	vs Miami (OH) 01/08/22, vs Eastern Mich. 01/25/22
Rebounds	12	at Western Caro. 11/09/21, at Duquesne 12/01/21
Assists	5	vs Fla. Atlantic 03/01/20
Steals	5	at Charlotte 01/11/20
Blocks	3	at FIU 01/01/21, at Rice 01/16/21, vs Kent St. 01/29/22
FG Made	8	at Rice 02/13/20, vs Robert Morris 12/19/21, vs Miami (OH) 01/08/22
FG Attempts	15	vs Marshall 02/05/21, vs Miami (OH) 01/08/22
3FG Made	3	at Norfolk St. 12/02/20
3FG Attempts	6	at Southern Miss. 01/30/20, at VCU 12/12/20
FT Made	8	at Marshall 02/22/20, vs Chicago St. 11/28/21, at Ball St. 01/01/22
FT Attempts	12	at Marshall 02/22/20

## CAREER STATS/GAME HIGHS

### ROTROFF, Austin

				Field Goals		3-Point		F-Throws		Rebounds				Scoring						
SEASON	TEAM	GP-GS	MIN/AVG	FG-FGA	FG%	3FG-3FGA	3FG%	FT-FTA	FT%	OFF	DEF	TOT	AVG	PF-FO	A	TO	BLK	STL	PTS	AVG
2018-19	DU	19-5	252/13.3	28-52	.538	3-7	.429	20-26	.769	16	30	46	2.4	44-2	4	13	10	2	79	4.2
2019-20	DU	21-1	125/6.0	12-17	.706	0-0	.000	6-12	.500	9	14	23	1.1	22-0	4	8	6	0	30	1.4
2020-21	DU	12-2	95/7.9	8-16	.500	0-2	.000	5-10	.500	4	9	13	1.1	7-0	1	7	3	0	21	1.8
2021-22	DU	13-0	141/10.9	18-25	.720	0-1	.000	2-13	.154	25	24	49	3.8	22-0	7	5	5	2	38	2.9
2022-23	DU	1-0	11/11.0	2-2	1.000	0-0	.000	0-0	.000	2	4	6	6.0	2-0	1	2	1	0	4	4.0
<b>TOTAL</b>		<b>66-8</b>	<b>624/9.5</b>	<b>68-112</b>	<b>.607</b>	<b>3-10</b>	<b>.300</b>	<b>33-61</b>	<b>.541</b>	<b>56</b>	<b>81</b>	<b>137</b>	<b>2.1</b>	<b>97-2</b>	<b>17</b>	<b>35</b>	<b>25</b>	<b>4</b>	<b>172</b>	<b>2.6</b>

### Single Game Highs

Statistic	Value	
Points	17	vs William & Mary 11/10/18
Rebounds	9	vs New Hampshire 12/11/21
Assists	3	vs American 11/28/21
Steals	1	4 times
Blocks	2	4 times
FG Made	6	vs William & Mary 11/10/18
FG Attempts	7	vs William & Mary 11/10/18
3FG Made	3	vs William & Mary 11/10/18
3FG Attempts	3	vs William & Mary 11/10/18
FT Made	3	4 times
FT Attempts	4	5 times

### ROZIER, Kareem

				Field Goals		3-Point		F-Throws		Rebounds				Scoring						
SEASON	TEAM	GP-GS	MIN/AVG	FG-FGA	FG%	3FG-3FGA	3FG%	FT-FTA	FT%	OFF	DEF	TOT	AVG	PF-FO	A	TO	BLK	STL	PTS	AVG
2022-23	DU	1-0	16/16.0	0-1	.000	0-0	.000	0-0	.000	0	4	4	4.0	2-0	2	1	0	1	0	0.0
<b>TOTAL</b>		<b>1-0</b>	<b>16/16.0</b>	<b>0-1</b>	<b>.000</b>	<b>0-0</b>	<b>.000</b>	<b>0-0</b>	<b>.000</b>	<b>0</b>	<b>4</b>	<b>4</b>	<b>4.0</b>	<b>2-0</b>	<b>2</b>	<b>1</b>	<b>0</b>	<b>1</b>	<b>0</b>	<b>0.0</b>

### Single Game Highs

Statistic	Value	
Rebounds	4	vs Montana 11/08/22
Assists	2	vs Montana 11/08/22
Steals	1	vs Montana 11/08/22
FG Attempts	1	vs Montana 11/08/22



## CAREER STATS/GAME HIGHS

### WILLIAMS, Tre

SEASON	TEAM	GP-GS	MIN/AVG	Field Goals		3-Point		F-Throws		Rebounds				Scoring						
				FG-FGA	FG%	3FG-3FGA	3FG%	FT-FTA	FT%	OFF	DEF	TOT	AVG	PF-FO	A	TO	BLK	STL	PTS	AVG
2019-20	INS	30-30	740/24.7	99-181	.547	0-1	.000	19-45	.422	43	82	125	4.2	78-2	26	43	37	11	217	7.2
2020-21	INS	25-25	762/30.5	92-173	.532	3-9	.333	39-75	.520	50	100	150	6.0	76-3	21	50	38	20	226	9.0
2021-22	DU	26-26	815/31.4	118-262	.450	7-47	.149	37-66	.561	63	85	148	5.7	61-2	30	47	54	15	280	10.8
2022-23	DU	1-1	14/14.0	3-4	.750	0-0	.000	0-0	.000	2	2	4	4.0	0-0	0	0	0	0	6	6.0
<b>TOTAL FOR DU</b>		<b>27-27</b>	<b>829/30.7</b>	<b>121-266</b>	<b>.455</b>	<b>7-47</b>	<b>.149</b>	<b>37-66</b>	<b>.561</b>	<b>65</b>	<b>87</b>	<b>152</b>	<b>5.6</b>	<b>61-2</b>	<b>30</b>	<b>47</b>	<b>54</b>	<b>15</b>	<b>286</b>	<b>10.6</b>
<b>TOTAL</b>		<b>82-82</b>	<b>2331/28.4</b>	<b>312-620</b>	<b>.503</b>	<b>10-57</b>	<b>.175</b>	<b>95-186</b>	<b>.511</b>	<b>158</b>	<b>269</b>	<b>427</b>	<b>5.2</b>	<b>215-7</b>	<b>77</b>	<b>140</b>	<b>129</b>	<b>46</b>	<b>729</b>	<b>8.9</b>

### Single Game Highs

Statistic	Value	
Points	23	vs Evansville 02/17/21
Rebounds	13	at Illinois St. 01/16/21
Assists	4	at Evansville 02/14/21, vs Rider 11/09/21, vs Bowling Green 12/01/21
Steals	3	at UNI 02/06/21, at UNI 02/07/21
Blocks	7	at Fordham 01/12/22, vs Colorado 11/20/21
FG Made	9	at VCU 02/05/22
FG Attempts	17	vs George Washington 02/16/22
3FG Made	2	vs Rider 11/09/21
3FG Attempts	4	vs Hofstra 11/13/21
FT Made	7	vs Evansville 02/17/21
FT Attempts	11	at Valparaiso 02/27/21

**BOX SCORE VS. MONTANA**

Official Basketball Box Score - Final  
**Montana at Duquesne**  
 11/08/22 UPMC Cooper Fieldhouse, Pittsburgh, Pa.  
 2022-23 Duquesne Men's Basketball

Game Time: 7:00 PM  
 Game Duration: 2:02  
 Attendance: 2,157

Officials: Roger Ayers, Ron Groover, Lee Casse

Montana - 63

Record: 0-1

NO.	Name	F	Min	FG			3P			FT			Rebounds			Fouls		TP	AS	TO	ST	Blocks		+/-
				M-A	M-A	M-A	M-A	M-A	OR	DR	TOT	PF	FD	BS	BA									
13	Josh Bannan	F	36:23	5-13	1-3	8-9	2	3	5	0	6	19	4	0	0	0	2	-27						
24	Dischon Thomas	F	27:44	7-11	1-4	1-2	2	5	7	3	2	16	0	1	0	0	0	-25						
1	Lonnell Martin	G	25:46	0-3	0-2	0-0	0	2	2	2	3	0	1	1	1	0	0	-28						
11	Aanen Moody	G	23:21	1-7	1-4	2-2	0	1	1	2	2	5	1	5	0	0	0	-25						
12	Brandon Whitney	G	30:48	1-5	0-0	5-6	0	0	0	2	6	7	2	2	1	0	1	-26						
23	Mack Anderson		10:38	1-1	0-0	0-0	1	1	2	2	1	2	0	2	1	0	0	-9						
3	Josh Vazquez		16:46	2-6	1-4	1-2	0	0	0	2	1	6	0	2	2	0	0	-14						
20	Jonathan Brown		07:23	3-3	2-2	0-1	0	0	0	2	1	8	0	0	1	0	0	8						
5	Jaxon Nap		12:20	0-2	0-1	0-0	1	0	1	1	0	0	1	0	0	0	1	8						
21	Laolu Oke		08:51	0-1	0-0	0-0	0	2	2	0	0	0	1	0	1	0	0	-2						
Team							2	1	3			0		0										
<b>Totals</b>				20-52	6-20	17-22	8	15	23	16	22	63	10	13	7	0	4	-28						

Shooting By Period		
1 <sup>st</sup> FG%	4-22	18.2%
3PT%	2-11	18.2%
FT%	9-10	90%
2 <sup>nd</sup> FG%	16-30	53.3%
3PT%	4-9	44.4%
FT%	8-12	66.7%
GM FG%	20-52	38.5%
3PT%	6-20	30.0%
FT%	17-22	77.3%

Dead Ball Rebounds: 1, 0

Technical Fouls::NONE

Duquesne - 91

Record: 1-0

NO.	Name	F	Min	FG			3P			FT			Rebounds			Fouls		TP	AS	TO	ST	Blocks		+/-
				M-A	M-A	M-A	M-A	M-A	OR	DR	TOT	PF	FD	BS	BA									
4	Tre Williams	F	13:59	3-4	0-0	0-0	2	2	4	0	4	6	0	0	0	0	0	13						
20	Joe Reece	F	16:25	6-12	0-2	0-1	2	3	5	1	1	12	3	1	2	2	0	22						
1	Jimmy Clark III	G	18:48	4-8	0-4	0-0	1	2	3	3	1	8	3	1	1	0	0	-6						
3	Dae Dae Grant	G	21:02	8-8	6-6	3-3	0	3	3	3	2	25	1	4	1	0	0	24						
55	Quincy McGriff	G	28:27	4-9	2-7	0-0	0	2	2	2	1	10	0	2	1	0	0	20						
21	R.J. Gunn		16:52	1-2	0-1	1-2	0	2	2	2	1	3	1	0	0	1	0	-1						
32	Kareem Rozier		16:00	0-1	0-0	0-0	0	4	4	2	1	0	2	1	1	0	0	26						
34	Austin Rotroff		11:00	2-2	0-0	0-0	2	4	6	2	1	4	1	2	0	1	0	3						
14	Matus Hronsky		28:48	5-6	2-3	1-1	0	0	0	2	2	13	2	0	2	0	0	30						
35	Kevin Easley		16:04	3-4	0-1	0-0	0	5	5	1	0	6	1	0	1	0	0	6						
2	David Dixon		12:35	2-3	0-0	0-1	1	1	2	4	2	4	1	2	1	0	0	3						
Team							0	0	0			0		0										
<b>Totals</b>				38-59	10-24	5-8	8	28	36	22	16	91	15	13	10	4	0	28						

Shooting By Period		
1 <sup>st</sup> FG%	19-33	57.6%
3PT%	4-13	30.8%
FT%	3-3	100%
2 <sup>nd</sup> FG%	19-26	73.1%
3PT%	6-11	54.5%
FT%	2-5	40%
GM FG%	38-59	64.4%
3PT%	10-24	41.7%
FT%	5-8	62.5%

Dead Ball Rebounds: 1, 0

Technical Fouls::NONE

	MON	DUQ
Biggest lead	1 (1 <sup>st</sup> 18:12)	42 (2 <sup>nd</sup> 7:44)
Best Scoring Run	6 (2 <sup>nd</sup> 5:28)	14 (1 <sup>st</sup> 11:18)
Lead Changes	2	
Times Tied	1	
Time with Lead	00:18	38:30

	MON	DUQ
Points from		
Turnovers	12	22
Paint	22	46
Second Chance	4	6
Fast Breaks	4	11
Bench	16	30

	Period by Period Scoring		
	1st	2nd	TOT
MON	19	44	63
DUQ	45	46	91