



# KENTUCKY

## 2022-23 MEN'S BASKETBALL



8 NATIONAL CHAMPIONSHIPS | 49 SEC TITLES | 31 SEC TOURNAMENT CHAMPIONSHIPS | 56 ALL-AMERICANS | 136 NBA DRAFT PICKS


### BELLARMINE (2-5) at #19/18 KENTUCKY (4-2)

Tuesday, Nov. 29 • 7 p.m. ET • Rupp Arena at Central Bank Center (20,500) • Lexington, Ky.

#GoBigBlue • #LaFamilia • @KentuckyMBB

#### THE MATCHUP

Series Breakdown	
Overall	0-0
At Lexington	0-0
Calipari vs. BU	0-0
Davenport vs. UK	0-0
Current UK Streak	N/A



John Calipari	Scott Davenport
Overall Record: 814-243*	Overall Record: 400-135*
Record at UK: 369-103	Record at BU: 400-135
Overall Seasons: 31st	Overall Seasons: 18th
at Kentucky: 14th	at BU: 18th

\*on-court record

#### BY THE NUMBERS

49	SEC regular-season titles in program history
31	SEC Tournament championships
23	Straight home victories in Rupp Arena
5	UK players averaging double-figure scoring

#### TALE OF THE TAPE

UK	STATISTIC	BU
87.2	Points Per Game	64.3
42.2	Rebounds PG	29.0
19.7	Assists PG	13.4
7.0	Blocks PG	1.1
9.5	Steals PG	4.3
11.8	Turnovers PG	11.7
.471	FG Pct.	.441
.383	3-Pt FG Pct.	.331
.701	FT Pct.	.735
1.7	Assist-to-TO Ratio	1.1

#### A UK WIN WOULD ...

- Extend UK's win streak at Rupp Arena to 24 games, the longest active home streak in the SEC
- Improve John Calipari's record to 211-17 in Rupp Arena
- Push UK's record to 22-3 against in-state foes under Calipari
- Be a win in the inaugural matchup between the two schools
- Mark the Wildcats' second-consecutive win over an ASUN school after beating North Florida 96-56 last Wednesday

#### LAST GAME'S STARTERS



# 2

### SAHVIR WHEELER

5-9 • 180 • GUARD • SENIOR  
HOUSTON | UNIVERSITY OF GEORGIA

Averaging 9.0 points and an SEC-best 7.6 assists per game | Came off the bench to register double-double with 11 points and 11 assists vs. Duquesne | 5.4-to-1 assist-to-turnover ratio | Needs nine points for 1,000 in a career




# 22

### CASON WALLACE

6-4 • 193 • GUARD • FRESHMAN  
DALLAS | RICHARDSON HIGH SCHOOL

Averaging 11.8 points, 3.5 rebounds, 4.8 assists and 3.0 steals per game | Tied single-game UK record with eight steals vs. Michigan State | Logged 15 points, nine assists and eight boards in debut vs. Howard | Consensus five-star prospect




# 12

### ANTONIO REEVES

6-5 • 205 • GUARD • SENIOR  
CHICAGO | ILLINOIS STATE UNIVERSITY

Averaging 14.3 points per game | Scored game-high 22 points in UK debut vs. Howard | Has scored in double figures in five of six contests | Fourth in the SEC, shooting 46.5% from 3-point range




# 0

### JACOB TOPPIN

6-9 • 205 • FORWARD • SENIOR  
BROOKLYN, N.Y. | UNIVERSITY OF RHODE ISLAND

Averaging 12.8 points and 7.5 rebounds per game | Recorded double-doubles against Howard (15p, 11r) and North Florida (20p, 10r) | Scored career-high 20 points against North Florida



# 34

### OSCAR TSHIEBWE

6-9 • 260 • FORWARD • SENIOR  
LUBUMBASHI, D.R. OF THE CONGO | WEST VIRGINIA UNIV.

Leading the team with 16.0 points and 13.8 rebounds per game | Has three 20-15 games thus far | Reigning unanimous National Player of the Year | Needs 65 more rebounds to become a career 1,000-point, 1,000-rebound player

#### STATS LEADERS

POINTS PER GAME		
UK	Oscar Tshiebwe	16.0
BU	Peter Suder	11.0
REBOUNDS PER GAME		
UK	Oscar Tshiebwe	13.8
BU	Juston Betz	5.3
ASSISTS PER GAME		
UK	Sahvir Wheeler	7.6
BU	Juston Betz	3.2
STEALS PER GAME		
UK	Cason Wallace	3.0
BU	Peter Suder	1.1
BLOCKS PER GAME		
UK	Ugonna Onyenso	2.2
BU	Suder/Tipton	0.3
3-POINTERS		
UK	Antonio Reeves	20
BU	Curt Hopf	12
FIELD-GOAL PERCENTAGE (min. 20 att.)		
UK	Oscar Tshiebwe	.587
BU	Bash Wieland	.512
FREE-THROW PERCENTAGE (min. 10 att.)		
UK	Chris Livingston	.923
BU	Peter Suder	.909

#### NEED TO KNOW

The Wildcats were picked by the league's media to win the SEC regular-season title. UK has won 49 all-time regular-season SEC crowns and six under John Calipari.

Cason Wallace tied a UK single-game record with eight steals against Michigan State.

Kentucky has 118 total assists and is averaging 19.7 assists per game. That's the most through six games under John Calipari during his tenure at Kentucky. Sahvir Wheeler is averaging 7.6 assists per game, which is leading the SEC once again and ranked fourth nationally.

Oscar Tshiebwe has an SEC-leading three double-doubles thus far in 2022-23. He's produced 31 in 38 career games as a Wildcat.

UK's 57 steals through six games are the most under Calipari. UK is averaging 9.5 per game, and Wallace is third in the league and is 18th nationally with 18 on the season thus far. Kentucky is also averaging 7.0 blocks per game, the most since the 2012-13 season. That mark is second nationally.

#### SCHEDULE

##### NOVEMBER

7	4/4	-/-	HOWARD	SECN	W, 95-63
11	4/4	-/-	DUQUESNE <sup>1</sup>	SECN	W, 77-52
15	4/4	RV/RV	vs. Michigan State <sup>2</sup>	ESPN	L, 86-77 <sup>2OT</sup>
17	4/4	-/-	SOUTH CAROLINA STATE <sup>3</sup>	SECN	W, 106-63
20	4/4	2/2	at Gonzaga	ESPN	L, 88-72
23	15/13	-/-	NORTH FLORIDA <sup>4</sup>	SECN+	W, 96-56
29	19/18	-/-	BELLARMINE	SECN+	7 p.m.

##### DECEMBER

4	19/18	RV/RV	vs. Michigan <sup>3</sup>	ABC	1 p.m.
10	-/-	-/-	YALE	SECN	1 p.m.
17	-/-	-/-	vs. UCLA <sup>4</sup>	CBS	5:15 p.m.
21	-/-	-/-	FLORIDA A&M <sup>5</sup>	TBD	TBD
28	-/-	-/-	at Missouri*	SECN	7 p.m.
31	-/-	-/-	LOUISVILLE	CBS	Noon

##### JANUARY

3	-/-	-/-	LSU*	ESPN	8 p.m.
7	-/-	-/-	at Alabama*	ESPN	1 p.m.
10	-/-	-/-	SOUTH CAROLINA*	ESPN/2	7 p.m.
14	-/-	-/-	at Tennessee*	ESPN	Noon
17	-/-	-/-	GEORGIA*	ESPN	9 p.m.
21	-/-	-/-	TEXAS A&M*	ESPN	2 p.m.
24	-/-	-/-	at Vanderbilt*	SECN	9 p.m.
28	-/-	-/-	KANSAS <sup>6</sup>	ESPN	8 p.m.
31	-/-	-/-	at Ole Miss*	ESPN/2	9 p.m.

##### FEBRUARY

4	-/-	-/-	FLORIDA*	ESPN	8:30 p.m.
7	-/-	-/-	ARKANSAS*	ESPN/2	9 p.m.
11	-/-	-/-	at Georgia*	ESPN/2	Noon
15	-/-	-/-	at Mississippi State*	SECN	8:30 p.m.
18	-/-	-/-	TENNESSEE*	CBS	1 p.m.
22	-/-	-/-	at Florida*	ESPN/2	7 p.m.
25	-/-	-/-	AUBURN*	CBS	4 p.m.

##### MARCH

1	-/-	-/-	VANDERBILT*	SECN	7 p.m.
4	-/-	-/-	at Arkansas*	CBS	2 p.m.

All times Eastern | \*SEC conference game | HOME GAMES IN CAPS

<sup>1</sup> Tribute Classic presented by Kentucky Tourism (Rupp Arena | Lexington, Ky.)

<sup>2</sup> Champions Classic (Gainbridge Fieldhouse | Indianapolis)

<sup>3</sup> Hall of Fame Game (O2 Arena | London, England)

<sup>4</sup> CBS Sports Classic (Madison Square Garden | New York)

<sup>5</sup> Unity Series (Rupp Arena | Lexington, Ky.)

<sup>6</sup> SEC/Big 12 Challenge (Rupp Arena | Lexington, Ky.)

#### BROADCAST INFO

##### TELEVISION

Play-by-play: Tom Hart  
Analyst: Jon Sundvold



##### HOME RADIO

Play-by-play: Tom Leach  
Analyst: Jack Givens








##### SATELLITE RADIO

Sirius: 133 or 191  
SXM App: 962



# TV CHART

							
<b>0</b> <b>JACOB TOPPIN</b>	<b>1</b> <b>CJ FREDRICK</b>	<b>2</b> <b>SAHVIR WHEELER</b>	<b>3</b> <b>ADOU THIERO</b>	<b>4</b> <b>DAIMION COLLINS</b>	<b>12</b> <b>ANTONIO REEVES</b>	<b>13</b> <b>GRANT DARBYSHIRE</b>	<b>14</b> <b>BRENNAN CANADA</b>
<b>Senior Forward</b> 6-9   205 Brooklyn, N.Y. Univ. of Rhode Island @jtoppin0 @jtoppin_0	<b>RS Senior Guard</b> 6-3   185 Cincinnati University of Iowa @cj_fredrick @cj_fredrick5	<b>Senior Guard</b> 5-9   180 Houston University of Georgia @sahvir_ @sahvir_ <i>(sah-VEER)</i>	<b>Freshman Guard</b> 6-6   200 Leetsdale, Pa. Quaker Valley HS @Adou_Thiero @Adou_Thiero <i>(ah-DO THEE-air-oh)</i>	<b>Sophomore Forward</b> 6-9   210 Atlanta, Texas Atlanta High School @CollinsDaimion @daimionfmetx	<b>Senior Guard</b> 6-5   205 Chicago Illinois State Univ. @TonioReeves @tonioreeves	<b>Freshman Guard</b> 6-2   190 Cincinnati Sycamore HS @GrantDarbyshire @grant_d_13	<b>Senior Forward</b> 6-5   205 Mount Sterling, Ky. George Rogers Clark HS @brennanc14 @brennanc14

						
<b>21</b> <b>WALKER HORN</b>	<b>22</b> <b>CASON WALLACE</b>	<b>24</b> <b>CHRIS LIVINGSTON</b>	<b>25</b> <b>KAREEM WATKINS</b>	<b>33</b> <b>UGONNA ONYENSO</b>	<b>34</b> <b>OSCAR TSHIEBWE</b>	<b>55</b> <b>LANCE WARE</b>
<b>Freshman Guard</b> 6-3   200 Austin, Texas Westlake HS @walkerhorn_ @walkerhorn_	<b>Freshman Guard</b> 6-4   193 Dallas Richardson HS @wallace_cason @cason.wallace	<b>Freshman Forward</b> 6-6   220 Akron, Ohio Oak Hill Academy @chrisliv24 @chris_livingston	<b>Junior Guard</b> 5-8   175 Camden, N.J. Kingsway Regional HS @reemwat	<b>Freshman Forward</b> 6-11   225 Owerri, Imo State, Nigeria Putnam Science Acad. @onyensokingsle3 @kingsugo_ <i>(000-GAH-na ON-yen-so)</i>	<b>Senior Forward</b> 6-9   260 Lubumbashi, D.R. of the Congo West Virginia Univ. @Oscartshiebwe34 @oscar_tshiebwe <i>(SHEE-bway)</i>	<b>Junior Forward</b> 6-9   235 Camden, N.J. Camden HS @lanceware55 @lance.ware

				
<b>JOHN CALIPARI</b>	<b>BRUISER FLINT</b>	<b>ORLANDO ANTIGUA</b>	<b>CHIN COLEMAN</b>	<b>K.T. TURNER</b>
<b>Head Coach</b> 14th Season @UKCoachCalipari @ukcoachcalipari <i>(cal-uh-PEAR-ee)</i>	<b>Assoc. to the HC</b> Third season at UK Second season as associate to the head coach @brufint14	<b>Associate Coach</b> Seventh season at UK Second season as associate @CoachAntigua @coachantigua	<b>Assistant Coach</b> Second season at UK Second season as assistant	<b>Assistant Coach</b> First season at UK First season as assistant @CoachKTTurner @coach_kt_turner

## Alphabetical Roster

NO.	NAME	POS.	HT.	WT.	CL.	HOMETOWN (PREVIOUS SCHOOL)
14	Brennan Canada	F	6-5	205	Sr.	Mount Sterling, Ky. (George Rogers Clark High School)
4	Daimion Collins	F	6-9	210	So.	Atlanta, Texas (Atlanta High School)
13	Grant Darbyshire	G	6-2	190	Fr.	Cincinnati (Sycamore High School)
1	CJ Fredrick	G	6-3	185	RS-Sr.	Cincinnati (University of Iowa)
21	Walker Horn	G	6-3	200	Fr.	Austin, Texas (Westlake High School)
24	Chris Livingston	F	6-6	220	Fr.	Akron, Ohio (Oak Hill Academy)
33	Ugonna Onyenso	F	6-11	225	Fr.	Owerri, Imo State, Nigeria (Putnam Science Academy)
12	Antonio Reeves	G	6-5	205	Sr.	Chicago (Illinois State University)
3	Adou Thiero	G	6-6	200	Fr.	Leetsdale, Pa. (Quaker Valley High School)
0	Jacob Toppin	F	6-9	205	Sr.	Brooklyn, N.Y. (University of Rhode Island)
34	Oscar Tshiebwe	F	6-9	260	Sr.	Lubumbashi, Democratic Republic of the Congo (West Virginia Univ.)
22	Cason Wallace	G	6-4	193	Fr.	Dallas (Richardson High School)
55	Lance Ware	F	6-9	235	Jr.	Camden, N.J. (Camden High School)
25	Kareem Watkins	G	5-8	175	Jr.	Camden, N.J. (Kingsway Regional High School)
2	Sahvir Wheeler	G	5-9	180	Sr.	Houston (University of Georgia)

## On the Bench

**Head Coach:** John Calipari (Clarion, 1982)  
**Associate to the Head Coach:** James "Bruiser" Flint (St. Joseph's, 1987)  
**Associate Coach:** Orlando Antigua (Pittsburgh, 1995)  
**Assistant Coaches:** Ronald "Chin" Coleman (Lamar, 1997), K.T. Turner (Oklahoma City, 2003)  
**Assoc. AD/Basketball Operations:** Chris Woolard (UCLA, 1997)  
**Director of Player Development:** TJ Beisner (Kentucky, 2008)  
**Director of Basketball Admin.:** Will Barton (Kentucky, 2013)  
**Strength and Conditioning Coach:** Brady Welsh (Eastern Illinois, 2015)  
**Head Athletic Trainer:** Geoffrey Staton (North Carolina, 2007)  
**Equipment Manager:** Mark Evans (Kentucky, 2013)  
**Graduate Assistant Coach:** Riley Welch (Kentucky, 2021)



# POLLS, STATS, MEDIA INFO

## Weekly Media Schedule

all times ET unless indicated otherwise

<b>29 Tue.</b> vs. Bellarmine 7 p.m.   SEC Network	<b>30 Wed.</b> Travel to London, England	<b>1 Thu.</b> Arrive in London, England	<b>2 Fri.</b> Practice   3:15 GMT	<b>3 Sat.</b> Practice   3:15 GMT	<b>4 Sun.</b> vs. Michigan 1 p.m. ET   6 p.m. in London England   ABC	<b>5 Mon.</b> Return to Lexington, Ky.
--	---	--	--------------------------------------	--------------------------------------	--	---

### Communications & PR Staff



#### Deb Moore

Senior Associate Director  
Cell - 859.559.5781  
Email - deb.moore@uky.edu



#### Brett Rybak

Associate Director  
Cell - 440.840.4962  
Email - brett.rybak@uky.edu

### Media Information

#### CREDENTIAL REQUESTS

Requests for single-game credentials will open **14** days prior to the deadline date and close **five** days prior to game day online at [sportssystem.com/Kentucky](http://sportssystem.com/Kentucky).

#### CREDENTIAL CRITERIA

The University of Kentucky's decision to issue credentials to a media outlet for the purposes of covering a UK basketball home or away event is determined by a variety of factors. They include the following:

- Priority is given to outlets based on circulation size/household reach/unique site visitors
- Additional consideration is based on amount of original content generated, number of full-time employees of the outlet, length of existence of the outlet and the journalist experience of the reporter(s)
- Attendance at Kentucky media sessions, including Olympic sport opportunities and the intention/ability to cover all 22 sports at Kentucky both at home and on the road, also is considered
- Professionalism, which includes is not limited to conduct at games, press conferences, practices, on social media, etc.

Being granted credentials at another institution/event does not equate to meeting the criteria for the University of Kentucky. Being granted credentials for one UK event does not guarantee approval for other UK events. The University of Kentucky has the right to deny or revoke credentials under its own discretion. Credentialing also is dependent on space availability.

#### INTERVIEW POLICIES-GENERAL

All interviews with University of Kentucky basketball players or staff members must be arranged through the Communications and Public Relations office. Media should never contact a player or coach directly.

The Wildcat Coal Lodge, dormitories, team locker rooms and other team quarters are private team areas. Media members are not permitted in these areas unless accompanied by appropriate university personnel.

#### PRACTICE/PRESS CONFERENCES

Other than announced exceptions, UK basketball practices are closed to the media.

Player interviews are conducted pregame weekly and will be available to all UK media. UK will accept requests for player interviews, but they must be submitted 24 hours prior to the scheduled availability.

Coach John Calipari will meet with members of the media at least once a week in the Memorial Coliseum Media Room.

Game-day shoot-arounds are closed to the media.

#### TELEPHONE PLAYER INTERVIEWS

Telephone interviews are available to the media on a call-back basis. Individual player and coach telephone numbers will not be given to members of the media.

Players are instructed not to conduct interviews when contacted directly by telephone. The Communications and Public Relations office will arrange for telephone interviews at a time most convenient for the student-athlete.

Other special requests are handled on a case-by-case basis.

#### POSTGAME INTERVIEWS

Following each game, there is a cooling-off period, during which time the players shower and dress. Approximately 10 minutes after the game ends, Coach Calipari conducts his postgame press conference while a player speaks to the UK Sports Network.

Following Coach Calipari's press conference in the Rupp Arena interview room and the cooling-off period, selected UK players are available in the interview room.

### The Polls

#### Associated Press Top 25 Nov. 28

- Houston (45)
- Texas (8)
- Virginia (2)
- Arizona
- Purdue (8)
- Baylor
- Creighton
- UConn
- Kansas
- Indiana
- Alabama
- Arkansas
- Tennessee
- Gonzaga
- Auburn
- Illinois
- Duke
- North Carolina
- Kentucky**
- Auburn
- Michigan State
- UCLA
- Maryland
- Iowa State
- San Diego State
- Ohio State

**Receiving Votes:** TCU, Iowa, Charleston, West Virginia, Mississippi State, Texas Tech, Michigan, UNLV, Wisconsin, Arizona State, Miami, Oklahoma, Missouri, St. John's, Kansas State, Virginia Tech, New Mexico

#### USA Today Coaches Poll Nov. 28

- Houston (23)
- Texas (5)
- Virginia (1)
- Arizona
- Purdue (3)
- Uconn
- Creighton
- Indiana
- Kansas
- Baylor
- Arkansas
- Gonzaga
- Tennessee
- Alabama
- North Carolina
- Duke
- Illinois
- Kentucky**
- Auburn
- Michigan State
- UCLA
- Maryland
- Iowa State
- San Diego State
- Ohio State

**Receiving Votes:** TCU, Iowa, Texas Tech, Wisconsin, Mississippi State, West Virginia, Michigan, Xavier, Saint Mary's, Oklahoma, St. John's, Miami, Kansas State, Charleston, UNLV, Drake

### UK in the Rankings

#### Team Rankings

Category	Stat	SEC [NCAA]
Scoring	87.2	2nd [13th]
Scoring Defense	68.0	10th [164th]
Scoring Margin	+19.2	2nd [24th]
Free-Throw %	.701	8th [167th]
Field-Goal %	.471	3rd [87th]
Field-Goal % Def.	.381	6th [48th]
3-Point FG %	.383	1st [44th]
3-Point FG % Def.	.298	9th [96th]
Rebounds Per Game	42.2	4th [21st]
Opponent Rebs. Per Game	36.5	12th
Rebounding Margin	+5.7	7th [73rd]
Blocks Per Game	7.0	2nd [2nd]
Assists Per Game	19.7	2nd [7th]
Steals Per Game	9.5	8th [48th]
Turnover Margin	+3.3	6th [65th]
Assist-to-TO Ratio	+1.66	2nd [14th]
Off. Rebs. Per Game	12.7	7th [61st]
Def. Rebs. Per Game	29.5	2nd [24th]
Def. Rebound %	.717	9th
Off. Rebound %	.338	8th
3-Point FG Per Game	9.0	3rd [60th]

#### Individual Rankings

Category/Player	Stat	SEC [NCAA]
Assist-to-TO Ratio/Wheeler	5.43	2nd [5th]
Assist-to-TO Ratio/Wallace	2.07	7th [145th]
Assists Per Game/Wheeler	7.6	1st [4th]
Assists Per Game/Wallace	4.8	2nd [75th]
Blocks Per Game/Onyenso	2.17	5th [26th]
Blocks Per Game/Ware	1.60	7th [84th]
Double-Doubles/Tshiebwe	3	1st [10th]
Double-Doubles/Toppin	2	2nd [38th]
Minutes Per Game/Wallace	31:40	8th [293rd]
Def. Rebs. Per Game/Toppin	5.33	8th [293rd]
Rebounds Per Game/Toppin	7.5	8th [133rd]
Steals Per Game/Wallace	3.00	3rd [8th]
3-Point FG Pct./Reeves	.465	4th [51st]
3-Pointers Per Game/Reeves	3.33	2nd [24th]

through Nov. 26

### SEC Standings

Team	SEC Record	Overall Record	Games Back
Missouri	0-0 (.000)	7-0 (1.000)	-
Auburn	0-0 (.000)	6-0 (1.000)	-
Mississippi State	0-0 (.000)	6-0 (1.000)	-
Ole Miss	0-0 (.000)	6-0 (1.000)	-
Alabama	0-0 (.000)	5-1 (.833)	-
Arkansas	0-0 (.000)	5-1 (.833)	-
LSU	0-0 (.000)	5-1 (.833)	-
Tennessee	0-0 (.000)	5-1 (.833)	-
Georgia	0-0 (.000)	4-2 (.667)	-
Florida	0-0 (.000)	4-2 (.667)	-
<b>Kentucky</b>	<b>0-0 (.000)</b>	<b>4-2 (.667)</b>	-
Texas A&M	0-0 (.000)	4-2 (.667)	-
Vanderbilt	0-0 (.000)	3-3 (.500)	-
South Carolina	0-0 (.000)	3-3 (.500)	-

as of Nov. 27

### Upcoming in the SEC

#### Nov. 29-Dec. 3

Contest	Time	TV Network
<b>Tuesday, Nov. 29</b>		
Bellarmine at Kentucky	7 p.m.	ESPN+
Missouri at Wichita State	8 p.m.	ESPN+
<b>Wednesday, Nov. 30</b>		
Vanderbilt at VCU	7 p.m.	CBS Sports Net.
Hampton at Georgia	7 p.m.	SEC Network+
McNeese at Tennessee	7:15 p.m.	SEC Network
SMU at Texas A&M	8 p.m.	SEC Network+
Florida A&M at Florida	8 p.m.	SEC Network+
South Carolina at George Wash.	9 p.m.	CBS Sports Net.
<b>Friday, Dec. 2</b>		
Florida A&M at Georgia	7 p.m.	SEC Network+
UT Arlington at LSU	8 p.m.	SEC Network+
Colgate at Auburn	8 p.m.	SEC Network+
<b>Saturday, Dec. 3</b>		
South Carolina at Georgetown	Noon	FS1
Miss. Valley State at Miss. State	2 p.m.	SEC Network+
San Jose State at Arkansas	4 p.m.	SEC Network
Wofford at Vanderbilt	5 p.m.	SEC Network+
Boise State vs. Texas A&M	7 p.m.	ESPN
Ole Miss at Memphis	7:30 p.m.	ESPN2
South Dakota State at Alabama	8:30 p.m.	SEC Network+



# NOTES

## Honoring the Cats

### Oscar Tshiebwe

- Wooden Award preseason watch list
- Naismith Player of the Year watch list
- NABC Player of the Year watch list
- Associated Press Preseason First Team All-America
- CBS Sports Preseason First Team All-America
- The Athletic Preseason First Team All-America
- The Sporting News Preseason First Team All-America
- The Field of 68 Preseason First Team All-America
- Kareem Abdul-Jabbar Award preseason watch list
- Preseason SEC Player of the Year (media)
- Preseason All-SEC First Team (media and coaches)

### Chris Livingston

- Julius Erving Award preseason watch list

### Antonio Reeves

- Jerry West Award preseason watch list

### Cason Wallace

- Wooden Award preseason watch list
- Jerry West Award preseason watch list

### Sahvir Wheeler

- Wooden Award preseason watch list
- Naismith Player of the Year watch list
- Preseason All-SEC First Team (media and coaches)
- Bob Cousy Award preseason watch list

## Clutch Free Throws

**Free throws during a two-possession game (six points or less) at any point with 3:00 or less to play or overtime:**

Player	FTs	Pct.
Jacob Toppin	3-4	.750
Daimion Collins	1-2	.500
Cason Wallace	2-4	.500
Sahvir Wheeler	1-2	.500
<b>Kentucky</b>	<b>7-11</b>	<b>.635</b>

## Best in the Bluegrass

Kentucky is 21-3 against in-state foes with John Calipari at the helm, including an 11-3 mark vs. Louisville.

Two of the victories over the Cardinals were during postseason play. The Wildcats have won all six meetings played inside Rupp Arena, including a 29-point win in 2017-18, the third-largest margin of victory in the history of the series. UofL's three wins are by a combined nine points.

Tuesday's matchup with Bellarmine will be the first between the two programs in their histories and the first of two regular-season matchups against in-state foes for the Cats in 2022-23.

Here is a list of the meetings between the state's two premier programs in the Calipari era:

- Jan. 2, 2010 - UK won 71-62 at Rupp Arena
- Dec. 31, 2010 - UK won 78-63 at the KFC Yum! Center
- Dec. 31, 2011 - UK won 69-62 at Rupp Arena
- March 31, 2012 - UK won 69-61 at the Superdome (NCAA Final Four in New Orleans)
- Dec. 29, 2012 - Louisville won 80-77 at the KFC Yum! Center
- Dec. 28, 2013 - UK won 73-66 at Rupp Arena
- March 28, 2014 - UK won 74-69 at Lucas Oil Stadium (NCAA Sweet Sixteen in Indianapolis)
- Dec. 27, 2014 - UK won 58-50 at the KFC Yum! Center
- Dec. 26, 2015 - UK won 75-73 at Rupp Arena
- Dec. 21, 2016 - Louisville won 73-70 at the KFC Yum! Center
- Dec. 29, 2017 - UK won 90-61 at Rupp Arena
- Dec. 29, 2018 - UK won 71-58 at the KFC Yum! Center
- Dec. 28, 2019 - UK won 78-70 (OT) at Rupp Arena
- Dec. 26, 2020 - Louisville won 62-59 at KFC Yum! Center

## Need to Know ...

Need to know facts about the Cats:

- Sahvir Wheeler ranks second in the league and 13th nationally with a 5.43-to-1 assist-to-turnover ratio. Wheeler leads the SEC and ranks fifth nationally with 7.6 assists per game
- Since the start of the 2019-20 season, his freshman season at Georgia, Wheeler's 577 total assists rank second nationally, only behind the 603 by Yuri Collins of Saint Louis
- Cason Wallace ranks ninth nationally with 18 total steals
- Wallace has totaled 29 assists and 18 steals through the first six games of his college career. The freshman is the only player in the country with at least 29 assists and 18 steals
- Wallace is third nationally in field-goal percentage (54.9%) among players with at least 25 total assists
- Oscar Tshiebwe's 22-point, 18-rebound game against Michigan State was the third such contest of his UK Career. He now has three of the six games of 20 or more points and at least 18 rebounds by an SEC player in the last 10 seasons. No other player has more than one and the feat had not been accomplished since South Carolina's Sindarius Thornwell did so against Alabama on Feb. 7, 2017
- Tshiebwe also has tallied a pair of 20-point, 15 rebound games so far this season and has five over the last two seasons. He has nine of the 51 20-point, 15-rebound contests by SEC players in the last 10 seasons
- Tshiebwe has an SEC-leading three double-doubles in 2022-23. He has produced a double-double in 31 of 38 career games for the Cats. The UK career record for double-doubles is 64 by Dan Issel. Tshiebwe already ranks fourth in UK history in the category
- Against North Florida, Tshiebwe became the only player in the country to record at least 15 points, 15 rebounds, five assists and three blocks in a game this season
- Ugonna Onyenso is tied for third nationally among freshman with 2.17 blocks per game

## Streaking at Home

With a victory over Ole Miss in the home finale, Kentucky notched a perfect 18-0 record in Rupp Arena for 2021-22. With its win over North Florida, Kentucky extended its home winning streak to 23 games. That mark is the longest current home winning streak in the Southeastern Conference.

- 2021-22 was the 14th perfect season in the 46-year history of Rupp Arena
- It marked the sixth time under Calipari the Cats were perfect at home. Calipari's teams were also spotless in 2009-10, 2010-11, 2011-12, 2014-15 and 2015-16
- UK is 637-77 (89.2%) in Rupp Arena in program history
- The Cats are 210-17 (92.5%) under Calipari

- Calipari owns the venue's longest winning streak at 54 games

## Champions Classic Notes

Kentucky dropped an 86-77 double-overtime game to Michigan State on Nov. 15 in the annual Champions Classic, but there were two notable performances for the Cats.

- Cason Wallace tied the UK single-game record with eight steals in the contest. Ashton Hagans (vs. North Carolina on Dec. 22, 2018), Rajon Rondo (vs. Mississippi State on Feb. 19, 2005) and Wayne Turner (vs. George Washington on Nov. 24, 1997) are the others to turn the trick
- Oscar Tshiebwe made his season debut and played 34 minutes in his first action of the season. Tshiebwe had a team-high 22 points and a game-high 18 rebounds
- In two games in the event (including last year vs. Duke), Tshiebwe averaged 19.5 points and 19.0 rebounds per game
- The loss marked the first double-overtime loss for the Wildcats since losing to Michigan State in the 2005 NCAA Tournament

## Historic Opener

With a 95-63 win over Howard to open the 2022-23 campaign, a few Wildcats set records along the way.

- Cason Wallace recorded the second-most assists in a UK freshman debut, while becoming the first UK freshman in school history to have at least 15 points, eight rebounds, and nine assists in a collegiate debut
- Wallace was one of only two freshmen to accomplish the season-opening feat since the 2010-11 season, joining Lonzo Ball, who went for 19 points, 11 assists, eight rebounds and two steals in a 119-80 win over Pacific on Nov. 11, 2016
- Antonio Reeves sunk a game-high six 3-pointers, which is a record for any UK player in his debut with the Cats
- Lance Ware totaled four steals, the most in a Kentucky season-opener since Knox and Gilgeous-Alexander each had four in a 73-63 win over Utah Valley Nov. 10, 2017

## Wildcats Picked to Win SEC

The Kentucky men's basketball team, under the direction of 14th-year head coach John Calipari, was picked by the league's media to win the 2023 Southeastern Conference title. In addition to the preseason poll, senior Oscar Tshiebwe was tabbed the preseason SEC Player of the Year. Tshiebwe was joined on the preseason All-SEC First Team by fellow senior Sahvir Wheeler for both the media's selections as well as the league's coaches.

- UK has won the regular-season title 49 times in the history of the program
- Kentucky has captured the SEC Tournament crown 31 times
- It's the 17th time since the 1998-99 season the Wildcats are the SEC preseason favorite
- Calipari has directed his teams to regular-season SEC crowns in 2010, 2012, 2015, 2016, 2017 and 2020
- Kentucky has claimed the SEC Tournament title six times under his direction in 2010, 2011, 2015, 2016, 2017 and 2018

## Cats Deliver the Knockout Punch

Kentucky is 314-13 (96.0%) in the John Calipari era when leading by at least 10 points at any time in the contest. Ten of the 13 losses in the Calipari era are to conference opponents.

Perhaps most impressive of all is that 69.3% of games Calipari has coached in at Kentucky have produced 10-point leads at some point during the game for UK. The Wildcats have led by 10 points or more in a whopping 85.1% of Calipari's 369 career wins at Kentucky.

## Hold Them to 55 Points, 40%

Defense has always been a recipe for success for the Wildcats under John Calipari. The special ingredient: 55 points. Kentucky is a perfect 84-0 under Calipari when holding the opponent to 55 points or fewer, including 1-0 this season after limiting Duquesne to 52 points.

The Wildcats are 206-9 (95.8%) under Calipari when limiting the opponent to 63 points or less, including 4-0 this season. Kentucky also fares well when it keeps the competition to 40% or less from the floor. UK is 226-24 (90.4%) vs. opponents under Calipari when its field-goal percentage is 40% or less. Kentucky has held four of its first six opponents below 40%.



# NOTES

## 2022-23 Lead-Deficit Comparison

Opponent	Biggest Lead	Biggest Deficit	Biggest Run	Changes	Ties	Led	Trailed	Result
HOWARD	38 (2nd)	1 (1st)	12-0	2	1	38:54	0:24	W, 95-63
DUQUESNE	25 (2nd)	3 (1st)	7-0	3	1	37:13	1:51	W, 77-52
vs. Michigan St.	7 (1st)	9 (2nd OT)	7-0	10	14	33:29	7:18	L, 86-77 <sup>2OT</sup>
S.C. STATE	47 (2nd)	-	13-0	0	1	38:09	0:00	W, 106-63
at Gonzaga	-	19 (2nd)	7-0	0	0	0:00	39:21	L, 88-72
NORTH FLORIDA	47 (2nd)	-	12-0	0	2	37:45	0:00	W, 96-56
<b>BELLARMINE</b>								
vs. Michigan								
<b>YALE</b>								
vs. UCLA								
<b>FLORIDA A&amp;M</b>								
at Missouri								
<b>LOUISVILLE</b>								
LSU								
at Alabama								
<b>SOUTH CAROLINA</b>								
at Tennessee								
<b>GEORGIA</b>								
TEXAS A&M								
at Vanderbilt								
<b>KANSAS</b>								
at Ole Miss								
<b>FLORIDA</b>								
ARKANSAS								
at Georgia								
at Mississippi St.								
<b>TENNESSEE</b>								
at Florida								
<b>AUBURN</b>								
VANDERBILT								
at Arkansas								
<b>BIGGEST/MOST</b>	<b>47</b>	<b>19</b>	<b>13-0</b>	<b>10</b>	<b>14</b>	<b>38:54</b>	<b>39:21</b>	
<b>TOTALS</b>						<b>185:30</b>	<b>48:54</b>	

## Wildcats Ink Five for 2023

Kentucky men's basketball head coach John Calipari announced the signing of five standout student-athletes to the program's 2023 signing class on Nov. 14. Aaron Bradshaw, Robert Dillingham, Justin Edwards, Reed Sheppard and D.J. Wagner each inked national letters of intent with UK during the fall signing period.

In every season but one of the Calipari era, the Wildcats have signed a top-three recruiting class according to the Recruiting Services Consensus Index, which tallies major recruiting rankings and plugs them into a formula to calculate a consensus ranking. With the additions, Kentucky has signed 72 top-50 recruits, 57 top-25 players and 33 top-10 players (according to Rivals) in what will now be Calipari's 15 recruiting classes at Kentucky.

- **Aaron Bradshaw (Roselle, N.J.):** Forward | 7-0, 210 pounds | No. 4 overall by 247Sports, No. 5 by ESPN and No. 8 by Rivals | Averaged 8.9 points, 7.4 rebounds and 3.2 blocks per game as a junior while helping Camden to the NJSIAA Group 2 state championship | Played for NJ Scholars on the EYBL circuit last summer, averaging 12.7 points, 7.3 rebounds and 2.0 blocks | Tallied three double-doubles during Peach Jam in July

- **Robert Dillingham (Hickory, N.C.):** Guard | 6-2, 160 pounds | No. 6 overall by Rivals, No. 8 by ESPN and No. 13 by 247Sports | Averaged 21.2 points, 4.9 rebounds and 2.1 steals per game as a sophomore at Combine Academy, leading the team to a 29-3 record and a non-association state title | Joined Overtime Elite in November | Charlotte Observer High School Basketball Player of the Year in 2020-21 | 2021 FIBA Americas U16 Championship MVP, averaging 15.7 points and 6.2 assists in more than 20 minutes per game

- **Justin Edwards (Philadelphia):** Guard | 6-8, 190 pounds | No. 2 overall by Rivals and ESPN and No. 3 by 247Sports | Led Imhotep Charter to the Class 5A state title as a junior last season, averaging 18.3 points and 8.3 rebounds per game | Helped Team Final advance to Peach Jam quarterfinals after shooting 39.5% from deep while averaging 15.3 points and 7.0 rebounds per game

- **Reed Sheppard (London, Ky.):** Guard | 6-3, 180 pounds | No. 22 overall by Rivals, No. 26 by ESPN and No. 44 by 247Sports | Led North Laurel to the state Sweet 16, averaging 25.2 points, 7.6 assists, 6.8 rebounds and 4.4 steals per game as a junior | 2022 Kentucky Gatorade Player of the Year | Both parents, Jeff and Stacey, played basketball at Kentucky | Jeff was a member of 1996 and 1998 national championship teams, earning Final Four MVP in 1998, while Stacey still sits as the Wildcats' No. 14 all-time scorer

- **D.J. Wagner (Camden, N.J.):** Guard | 6-3, 175 pounds | No. 1 overall by ESPN, No. 2 by 247Sports and No. 3 by Rivals | Averaged 19.6 points, 4.3 rebounds, 3.3 assists and 3.1 steals per contest as a junior, helping Camden to the NJSIAA Group 2 state championship | Named 2021 and 2022 New Jersey Gatorade Player of the Year | Son of former Memphis and NBA guard Dajuan Wagner and grandson of former Louisville and professional guard Milt Wagner

## Calipari Receives Jefferson Award

Kentucky men's basketball head coach John Calipari received the Jefferson Award for Outstanding Public Service in Sports by Multiplying Good on Nov. 2. For more than 50 years, Multiplying Good has honored those who put others first. Those receiving the Jefferson Award are empowered to do more, while their stories of extraordinary public service inspire others to action. It is an award that underscores impact.

- Founded over 50 years ago by Jackie Kennedy Onassis, Sen. Bob Taft Jr., and Sam Beard, Multiplying Good is the world's most foremost and highly celebrated organization focused on and honoring public service

- Other recipients of the Jefferson Award include Arthur Ashe, Tom Brokaw, Larry Fitzgerald, Betty Ford, John Glenn, Bob Hope, Steve Jobs, Shaquille O'Neal, General Colin Powell, John D. Rockefeller and Oprah Winfrey

- Calipari is the first men's college basketball coach to receive the honor

## Five Players on National Watch Lists

Five Wildcats -- Chris Livingston, Antonio Reeves, Oscar Tshiebwe, Cason Wallace and Sahvir Wheeler -- are on major national watch lists to begin the season.

Reeves and Wallace are two of 20 players on the preseason watch list for the Jerry West Award (best shooting guard), while Livingston is on the Julius Erving Award list (best small forward), Tshiebwe is looking to repeat as a winner for the Kareem Abdul-Jabbar honor (best center) and Wheeler was picked as a Bob Cousy Award (best point guard) early-season favorite.



# NOTES

- Tshiebwe has been a unanimous selection to preseason All-America teams
- Tshiebwe and Wheeler were selected to the Naismith Trophy Player of the Year watch list, while Tshiebwe also was named to the NABC Player of the Year Award watch list
- Tshiebwe, Wallace and Wheeler each were named to the Wooden Award watch list
- In its history, Kentucky's Malik Monk (2017) won the West Award, Tyler Ulis (2016) captured the Cousy Award and Tshiebwe (2022) was tabbed the Abdul-Jabbar winner
- Wheeler was a finalist for the Cousy Award in 2021-22

## Cats Give Back

As part of the University of Kentucky's commitment to the people of the Commonwealth and Big Blue Nation around the globe, the Wildcats continue to give back to those in need.

- Kentucky spent Thanksgiving serving lunch to people in need alongside the Salvation Army
- All ticket revenue from the Cats' annual Blue-White Game, more than \$160,000, went to Team Eastern Kentucky Flood Relief for those impacted by the devastating floods this summer. The team also participated in multiple community service activities in the area prior to the exhibition held in Pikeville, Kentucky
- Kentucky's men's and women's basketball team partnered with the Mamba and Mambacita Foundation to host a youth skills academy for underprivileged local boys and girls
- In partnership with Samaritan's Feet, coach John Calipari and several other Kentucky coaches handed out 10,000 pairs of shoes in eastern Kentucky in August. The Cats also spent a morning with the organization on their trip to the Bahamas, washing feet and delivering shoes to those in need
- In August, Kentucky's open practice in conjunction with a telethon hosted by Joe and Kelly Craft, LEX 18, the American Red Cross and Rupp Arena for Kentucky Flood Relief, raised more than \$2 million for flood relief
- Calipari and the Wildcats traveled to five cities throughout the state this summer in conjunction with Kroger to raise funds for Kentuckians affected by the tornadoes that ravaged the state in December of 2021

## Cats Began Season Ranked No. 4

For the 13th time in 14 seasons under head coach John Calipari, the Kentucky men's basketball team began the season among the preseason top 10 in the Associated Press Top 25. The Wildcats were tabbed No. 4.

- Including this season, Calipari's teams have been ranked inside the top five 11 times
- Eight Kentucky opponents enter the 2022-23 season ranked in the AP Top 25, including four nonconference opponents
- UK will have 10 total matchups in 2022-23 against top-25 opponents

## Big-Game Cal, Cats

John Calipari's teams aren't just good against the best teams in the country, they're great. Some notes about Cal's teams against the best:

- Not only does Kentucky own a 67-45 record (60.4%) vs. Associated Press Top 25 teams under John Calipari, UK is 7-5 when both teams are ranked in the AP top five
- All-time, Calipari is 13-9 when both teams are ranked in the AP top five
- When both teams are ranked in the AP Top 25, Calipari's all-time record is 89-65, including a 58-37 mark at Kentucky
- When both are ranked in the top 10 he has a 27-22 record, including 16-15 at UK
- By defeating top-ranked Michigan State to start the 2019-20 season, UK knocked off the No. 1 team in consecutive seasons for the first time in school history. Kentucky downed Tennessee on Feb. 19, 2019

- With the win over MSU to begin 2019-20, the Wildcats have nine victories over the No. 1 team in 25 tries in program history
- Calipari improved to 6-4 vs. the No. 1 team in his career with the win vs. Michigan State, including 3-2 at Kentucky. According to ESPN, Calipari is the only coach with a winning (.600) percentage against No. 1 ranked teams with a minimum of 10 games faced against the No. 1

## S-E-C! S-E-C! S-E-C!

Kentucky is the Southeastern Conference's gold standard. Since the SEC's inception in 1932-33, the Wildcats are the most dominant team in the league, recording a 1,034-297 mark (77.7%) in regular-season conference play. Only Alabama has won more than 800 regular-season SEC games and no other team owns a better winning percentage.

- UK has averaged 11.6 wins and only 3.3 losses per season in 89 seasons in the SEC (including the current season)
- Kentucky has won 49 SEC regular-season titles and 31 SEC Tournament championships
- The Wildcats have won 16 of the last 29 SEC Tournaments (the 2020 one was not played because of the COVID-19 pandemic)
- UK has captured at least a share of six of the last 13 SEC regular-season championships under John Calipari
- Kentucky has played in the championship game of the SEC Tournament in eight of Calipari's 11 tourneys, winning six times (2020 tournament not played because of COVID)
- UK won its 1,000th game in SEC regular-season action vs. Alabama on Jan. 11, 2020. Kansas has won 1,000 conference games when combining its records in the Big 6, Big 7, Big 8 and Big 12, but no other team in the country had won 1,000 or more regular-season league games in one conference alone
- Six teams made the 2022 NCAA Tournament field with Arkansas reaching the Elite Eight
- The SEC has had 27 NCAA Tournament selections over the last four tournaments, the third most. Only the Big 10 (30) and Atlantic Coast Conference (28) have had more
- The SEC went 5-6 in NCAA Tournament games in 2022. SEC teams are 78-49 (61.4%) in the NCAA tourney since 2012
- The league has advanced at least one team to the Elite Eight in 10 of the last 12 tournaments and nine different SEC teams have advanced to the Sweet Sixteen in the last five NCAA Tournaments
- The SEC has held its own in the annual Big 12/SEC Challenge. The SEC leads 31-28 over the last six seasons in the yearly January showdown and won outright in 2021 and '22
- Five SEC teams are ranked in the Nov. 28 Associated Press Top 25, with Mississippi State and Missouri receiving votes

## Southeastern Conference Announces Partnership with ACC

The Southeastern Conference, Atlantic Coast Conference and ESPN announced on Nov. 28 the formation of the ACC/SEC Challenge for men's and women's basketball, which will begin as part of the 2023-24 season.

ACC and SEC teams will square off as part of the annual Challenge – one in men's basketball and one in women's basketball. Each one of the 28 games (30 starting in 2025-26) will be carried on an ESPN platform and each conference will host an equal number of home games. Matchups and game times will be announced at a later date.

For SEC men's basketball, the onset of the challenge with the ACC brings to an end a challenge with the Big 12 that began in the 2013-14 season. The 10th SEC-Big 12 Challenge will take place January 28, 2023.

## Measurables



Daimion Collins

### Wing Span

### Max Vertical

### Hand Width

### 3/4-Court Sprint

### Shuttle Run

T1. Ugonna Onyenso - 7'4"	1. Daimion Collins - 46.5"	1. Oscar Tshiebwe - 10.75"	1. Jacob Toppin - 3.09	1. Cason Wallace - 10.03
T1. Oscar Tshiebwe - 7'4"	2. Jacob Toppin - 45.0"	T2. Daimion Collins - 9.75"	2. Sahvir Wheeler - 3.18	2. Antonio Reeves - 10.45
3. Daimion Collins - 7'3"	3. Kareem Watkins - 43.0"	T2. Jacob Toppin - 9.75"	3. Oscar Tshiebwe - 3.20	3. Sahvir Wheeler - 10.49
4. Lance Ware - 7'1"	4. Cason Wallace - 42.0"	T2. Lance Ware - 9.75"	T4. Daimion Collins - 3.22	4. Brennan Canada - 10.83
5. Adou Thiero - 6'11"	5. Adou Thiero - 41.0"	T5. Ugonna Onyenso - 9.5"	T4. Antonio Reeves - 3.22	5. Lance Ware - 10.86
		T5. Adou Thiero - 9.5"	T4. Adou Thiero - 3.22	

## Quick Facts

### GENERAL INFORMATION

<b>Location:</b> Lexington, Ky.
<b>Enrollment:</b> 31,800
<b>Founded:</b> 1865
<b>Colors:</b> Blue and White
<b>Nickname:</b> Wildcats
<b>Conference:</b> Southeastern Conference
<b>All-Time Record:</b> 2,357-738-1 (76.1%)
<b>Arena:</b> Rupp Arena (20,500)
<b>Rupp Arena Record:</b> 637-77 (89.2%) - 47th season
<b>NCAA Championships:</b> 8 (1948, '49, '51, '58, '78, '96, '98, 2012)
<b>NCAA Runners-Up:</b> 4 (1966, '75, '97, 2014)
<b>NCAA Tournament Record:</b> 129-53 (70.9%)
<b>Last NCAAT Appearance:</b> 2022, First Round
<b>President:</b> Dr. Eli Capilouto (Alabama, 1971)
<b>Athletics Director:</b> Mitch Barnhart (Ottawa, 1981)
<b>MBB Administrator:</b> Kevin Sargent (UNC, 2004)
<b>Head Coach:</b> John Calipari (Clarion, 1982)
<b>Calipari On-Court Record:</b> 814-243 (77.0%)
<b>Calipari UK Record:</b> 369-103 (78.1%)
<b>Athletics Phone Number:</b> 859.257.8000
<b>Starters Returning/Lost:</b> 2/3
<b>Players Returning/Lost:</b> 7/8



# NOTES

## Always Efficient

According to Ken Pomeroy's calculations on kenpom.com, Kentucky teams under John Calipari have consistently ranked among the most efficient teams in the country per possession. Pomeroy's rankings through games played on Nov. 23:

Season	Offense (Rank)	Defense (Rank)	Overall
2022-23	114.7 (11)	87.4 (5)	4th
2021-22	120.0 (5)	94.3 (36)	6th
2020-21	108.0 (84)	93.1 (35)	49th
2019-20	112.7 (24)	95.1 (52)	29th
2018-19	117.6 (14)	90.1 (8)	8th
2017-18	115.8 (24)	95.4 (22)	17th
2016-17	119.1 (12)	91.4 (7)	4th
2015-16	120.4 (5)	98.0 (53)	6th
2014-15	119.3 (5)	86.5 (2)	1st
2013-14	117.6 (10)	96.9 (41)	11th
2012-13	108.8 (42)	99.1 (129)	42nd
2011-12	122.9 (2)	88.2 (9)	1st
2010-11	118.1 (7)	90.4 (15)	6th
2009-10	116.1 (15)	86.2 (6)	3rd

## Cats Don't (Historically) Count on the 3

Kentucky has never been reliant on the 3 under John Calipari. Even with more shooters at their disposal, the 2021-22 season was not an exception for the Wildcats. However, the 2022-23 squad looks poised to be one of Calipari's best from long range. Kentucky is averaging 31.0% of its points from distance while 35.0% of its field-goal attempts are from 3-point range.

Not only are the Cats shooting from distance, they're converting their attempts as well. Sharpshooter Antonio Reeves has drained 20, while CJ Fredrick has knocked down 11 thus far. Combined, the duo is 31-75 (41.3%) from 3-point range, while freshman Cason Wallace has chipped in with 10 on a team-high 47.6% clip.

The highest percentage of 3-point shots taken under Calipari was the 2010-11 Final Four team that lofted 32.4% of its shots from beyond the arc. That team is also Calipari's top 3-point shooting team at Kentucky. The most attempts per game in the Calipari era was the 2016-17 squad that took 19.89 3-point shots per game. This team is averaging 23.5 attempts per game thus far.

Not relying on the 3 certainly hasn't hurt the Wildcats. UK is 10-3 all-time under Calipari when making one or fewer from long range.

Year	% of Attempts from 3	3-Point FG%
2009-10:	.313	.331 (lowest)
2010-11:	.324	.397 (highest)
2011-12:	.265	.378
2012-13:	.293	.346
2013-14:	.276	.332
2014-15:	.271 (lowest)	.349
2015-16:	.310	.366
2016-17:	.316	.353
2017-18:	.258	.357
2018-19:	.296	.354
2019-20	.266	.343
2020-21	.322	.336
2021-22	.279	.347
2022-23	.350 (highest)	.383

## Key to Success

John Calipari uncovered one major difference in his early seasons as Kentucky's head coach vs. the last -- the number of blocked shots per game. Calipari has put an added emphasis on the 2022-23 roster to contest shots.

The Cats blocked 11 shots in the win over Duquesne. Freshman Ugonna Onyenso totaled seven through the first two games, the third most by any UK player in his first two career games. Anthony Davis paces the pack after having 12 in his first two outings in 2011-12.

Kentucky's 7.0 blocks per game in 2022-23 currently ranks fourth in the country.

Consider:

Season	Blocks Per Game	Leader (per game avg.)
2022-23	6.6	Onyenso (2.2)
2021-22	4.2	Tshiebwe (1.6)
2020-21	5.9	Jackson (2.6)
2019-20	4.9	Richards (2.1)
2018-19	4.8	Richards (1.3)
2017-18	4.8	Gabriel (1.1)
2016-17	5.3	Adebayo (1.5)
2015-16	5.8	Lee/Labissiere (1.6)
2014-15	6.9	Towns (2.3)
2013-14	5.9	Cauley-Stein (2.9)
2012-13	6.6	Noel (4.4)
2011-12	8.6	Davis (4.7)
2010-11	6.3	Jones (1.9)
2009-10	7.2	Cousins (1.8)

## Taking Care of Business

Kentucky's 68-45 record vs. opponents ranked in the Associated Press Top 25 in John Calipari's tenure is impressive, but the Wildcats' ability to beat all-comers can't be overlooked. Under Calipari, UK is 302-58 vs. unranked competition, 83.9%.

## Cleaning the Glass

With Oscar Tshiebwe leading the nation in rebounding, Kentucky was one of the top teams in the country on the boards a season ago. Kentucky led the country in rebounding margin (plus-9.7 per game) and set a record under John Calipari. In his first action of 2022-23,

## Points Per Possession

Game	Off. PPP	Def. PPP
HOWARD	1.25	0.83
DUQUESNE	1.08	0.73
vs. Michigan State	0.92	1.02
SOUTH CAROLINA STATE	1.38	0.82
at Gonzaga	0.95	1.16
NORTH FLORIDA	1.33	0.78
BELLARMINE		
vs. Michigan		
YALE		
vs. UCLA		
FLORIDA A&M		
at Missouri		
LOUISVILLE		
LSU		
at Alabama		
SOUTH CAROLINA		
at Tennessee		
GEORGIA		
TEXAS A&M		
at Vanderbilt		
KANSAS		
at Ole Miss		
FLORIDA		
ARKANSAS		
at Georgia		
at Mississippi State		
TENNESSEE		
at Florida		
AUBURN		
VANDERBILT		
at Arkansas		

## Overall

UK offensive high - 1.38, SOUTH CAROLINA ST.

UK offensive low - 0.92, vs. Michigan State

Opponent offensive high - 1.16, at Gonzaga

Opponent offensive low - 0.73, DUQUESNE



# NOTES

Tshiebwe picked up right where he left off, pulling down a game-high 18 boards against Michigan State. As a team, UK is plus-5.7 and is also averaging 12.7 offensive rebounds per game.

- UK was also 14th in total rebounds per game (40.1) and 12th in offensive boards per game (12.9) a year ago
- Kentucky was fourth in the country in offensive rebounding percentage (37.7%) according to KenPom.com

## #OscarWorthy: National Player of the Year Returns for Encore

Oscar Tshiebwe achieved something no player in Kentucky basketball history had ever done before. He was voted as the unanimous National Player of the Year in 2021-22, winning all six major honors: The Sporting News, The Associated Press, USBWA Oscar Robertson Award, NABC, Wooden Award and the Naismith Award. More on Tshiebwe's record-setting 2021-22 campaign:

- Unanimous First-Team All-America selection
- Southeastern Conference Player of the Year
- First-team All-SEC (coaches and media)
- SEC All-Defensive Team (coaches)
- UK single-season record 28 double-doubles
- Team-high 17.4 points and nation-leading 15.1 rebounds per game
- Five games with 20 or more rebounds
- Had 515 boards, the third-most in UK single-season history
- Became the first major-conference player since Bill Walton in 1973 to average at least 15 points and at least 15 rebounds
- Set a Rupp Arena record with 28 rebounds against Western Kentucky
- Became a 1,000-point collegiate scorer

## Veterans and Depth and Talent - Oh, My!

For the second straight season, John Calipari has constructed his roster with key veterans, an impact transfer and talented newcomers.

- UK is returning seven players from its 26-8 squad that earned a No. 2 overall seed in the NCAA Tournament
- Kentucky returns 58.4% of its rebounding, 51.8% of its assists, 44.3% of its scoring and 42.9% of its minutes
- The Cats welcomed in senior transfer guard Antonio Reeves from Illinois State. Reeves ranked in the top 20 nationally in points per game as a junior, scoring 20.1
- Calipari inked top-10 prospects Cason Wallace and Chris Livingston who were both Gatorade State Players of the Year and McDonald's All Americans
- Adou Thiero and Ugonna Onyenso signed in the late period. Thiero is a fast-rising prospect who led his team to a state runner-up, while Onyenso was a top-25 prospect in the 2023 class and reclassified after helping Putnam Science Academy win the national title

## UK Leads with 27 on NBA Opening-Day Rosters

Kentucky men's basketball's ability to develop and prepare players for the next step continues to manifest itself as 27 former Wildcat student-athletes appear on NBA opening-day rosters. Kentucky led the nation for the 11th consecutive season with the most alumni on opening-day rosters.

- The total of 27 players on NBA opening-day rosters (including two-way and inactive players) that played and finished their college basketball careers at Kentucky is more than any other college program in the country. Duke, with 24, is the only other school with more than 20 players in the NBA.
- Of the 17 NBA franchises featuring a Wildcat, eight have multiple Kentucky players. Detroit and Sacramento each have a trio of Wildcats on their roster while the Clippers, Lakers, Heat, Knicks, Hornets and Trail Blazers each have two.
- In 13 seasons under head coach John Calipari, 45 players have been selected in the NBA Draft, including 34 first-round selections and three No. 1 overall picks (Anthony Davis, Karl-Anthony Towns and John Wall)
- Calipari has a streak of 15 consecutive drafts with a first-round pick dating back to his time at Memphis
- Calipari is one of only two coaches in the history of the sport to have four players drafted No. 1 overall (Derrick Rose – 2008, Wall – 2010, Davis – 2012, Towns – 2015)
- Using figures compiled by basketball-reference.com and spotrac.com, Calipari-coached players have amassed more than \$3.5 billion in career NBA contracts
- In the 13 seasons Calipari has been the head coach at Kentucky, his players have totaled nearly \$3 billion in NBA contracts. In the 2022-23 season alone, former UK players are slated to make nearly \$330 million

## Turner Joins Cats' Staff

K.T. Turner, who has been a mainstay in the college basketball coaching profession for nearly 20 years, joined the Kentucky staff in June as its newest assistant coach.

- Turner comes to Lexington after spending one season with Oklahoma as an associate head coach under Porter Moser in his first year as head coach. The Sooners went 19-16 and advanced to the second round of the National Invitation Tournament
- Prior to his stop in Norman, Oklahoma, Turner was the associate head coach at Texas in 2020-21. The Longhorns amassed a 19-8 overall mark, won the Big 12 Championship and earned a No. 3 seed in the NCAA Tournament
- Among Turner's other stops are a seven-year stint at SMU in which the Mustangs claimed a pair of American Athletic Conference regular-season and tournament titles and a year at Wichita State that saw the Shockers post a 30-9 record while advancing to the Final Four

## UK's Record vs. AP Ranked Opponents and as an AP Ranked Opponent Under Cal

Kentucky (RK)	Opponent Rank																									RV	NR	TOTAL	
	1	2	3	4	5	6	7	8	9	10	11	12	13	14	15	16	17	18	19	20	21	22	23	24	25				
1	-	0-1	0-1	1-0	2-0	2-0	-	2-0	1-0	-	0-1	-	-	-	-	2-0	1-0	1-0	-	1-0	3-0	1-0	-	-	-	6-2	46-3	69-8	
2	1-0	-	-	0-1	1-0	0-1	-	-	-	-	-	1-0	1-0	-	1-0	-	1-0	-	0-1	-	-	-	-	-	-	4-0	24-0	34-3	
3	-	-	-	1-0	-	-	-	-	0-1	-	-	1-0	-	-	-	-	-	-	-	0-1	-	-	-	-	-	1-0	17-0	20-2	
4	-	0-2	-	-	-	-	0-1	0-1	-	-	-	-	-	1-0	-	0-1	-	-	-	-	-	-	-	-	2-0	2-0	12-2	17-7	
5	1-0	-	-	-	-	0-1	-	-	0-1	1-0	-	-	-	-	-	-	-	-	0-1	-	-	-	-	1-0	-	2-0	13-0	18-3	
6	-	-	-	-	0-1	-	1-0	1-0	-	0-1	-	-	-	-	-	-	-	0-1	1-0	-	-	-	-	-	-	2-0	9-2	14-5	
7	-	-	-	0-1	-	-	-	-	-	-	-	1-0	-	0-1	-	-	-	-	1-0	-	-	-	-	-	-	-	7-2	9-4	
8	-	-	-	-	-	-	-	-	1-0	-	-	1-0	-	1-0	-	-	-	-	-	-	-	-	1-0	-	0-1	2-3	13-0	19-4	
9	-	-	-	-	-	-	-	-	-	-	-	-	-	-	-	-	-	-	-	-	-	-	-	-	-	-	9-2	9-2	
10	-	-	-	-	-	-	-	-	0-1	-	-	-	-	0-1	-	-	-	-	-	-	-	-	-	-	-	3-4	15-3	18-9	
11	1-0	-	-	-	-	-	1-0	-	0-1	-	-	-	1-0	-	-	-	-	0-1	-	-	-	2-0	-	-	-	-	6-1	11-3	
12	-	0-1	-	-	1-0	-	-	-	-	-	-	-	-	1-0	-	1-0	-	-	-	-	-	-	-	-	-	2-0	5-1	10-2	
13	-	-	-	-	-	-	-	-	-	-	-	-	-	-	-	0-1	-	-	-	-	-	-	-	-	-	1-0	8-2	9-3	
14	-	-	0-1	-	-	-	-	-	-	-	-	-	-	-	-	-	-	-	-	-	-	-	-	-	-	1-1	9-1	10-3	
15	-	-	-	-	-	-	-	-	-	-	-	1-0	-	-	-	-	-	1-0	-	-	-	-	-	-	-	1-0	7-0	10-0	
16	-	-	-	-	-	-	-	-	-	-	-	-	-	-	-	1-0	-	-	-	-	0-1	-	-	-	-	2-0	5-1	8-2	
17	-	-	-	-	-	-	-	-	-	-	-	-	-	-	-	-	-	-	-	-	-	-	1-1	-	-	-	4-2	5-3	
18	-	-	-	-	-	-	-	-	-	-	-	-	-	-	-	-	-	-	-	-	-	1-0	0-1	-	-	-	3-2	9-1	13-4
19	-	-	1-0	1-0	-	-	-	-	1-0	-	-	-	-	-	-	-	-	-	-	-	-	-	-	-	-	-	2-0	5-0	
20	-	-	-	0-1	-	-	0-1	-	-	-	-	-	-	-	-	-	-	-	-	-	1-0	-	-	-	-	-	4-2	5-4	
21	-	-	-	-	-	-	-	-	-	-	-	-	-	-	-	-	-	-	-	-	-	-	-	-	-	2-0	2-1	4-1	
22	-	-	-	-	-	-	-	-	-	-	-	1-0	-	-	-	-	-	-	-	-	-	-	-	-	-	1-0	5-1	7-1	
23	-	-	-	-	-	-	-	-	-	-	-	-	-	-	-	-	-	-	-	-	-	-	-	-	-	0-1	3-0	3-1	
24	-	-	-	-	-	-	-	-	-	-	-	-	-	-	0-1	-	-	-	-	-	-	-	-	-	-	-	0-1	0-2	
25	0-1	-	-	-	-	-	0-1	-	-	-	-	-	-	-	-	-	-	-	-	-	-	-	-	-	-	-	1-1	1-3	
RV	0-1	1-0	-	-	1-0	-	2-0	-	-	0-1	-	1-0	1-0	-	-	-	-	0-1	-	-	-	-	-	-	-	-	-	-	-
NR	-	-	-	0-1	-	-	-	-	0-1	-	1-1	-	-	-	-	1-0	-	0-1	1-0	-	-	0-1	-	-	-	-	-	-	-
TOTAL	3-2	1-4	1-2	3-4	5-1	2-2	4-3	3-1	3-5	1-2	2-2	4-0	5-0	2-2	2-1	4-1	3-1	2-4	3-2	1-1	4-1	5-1	1-2	1-1	1-0	Total	328-79	67-45	





# NOTES

## All-Time Winningest Schools

SCHOOL	WINS
1. Kansas	2,362
<b>2. Kentucky</b>	<b>2,357</b>
3. North Carolina	2,327
4. Duke	2,250
5. Temple	1,964
6. UCLA	1,959
Syracuse	1,959
8. Notre Dame	1,944
9. St. John's	1,911
10. Indiana	1,895

\*through games on Nov. 23

## UK Leaders in Career Rebounds

Player (Years played)	Rebounds
1. Dan Issel (1968-70)	1,078
2. Frank Ramsey (1951-54)	1,038
---	
28. Willie Cauley-Stein (2013-15)	655
29. Scott Padgett (1995-98)	651
30. Thad Jaracz (1966-68)	626
31. Terrence Jones (2011-12)	608
32. Alex Poythress (2013-16)	597
33. Jerry Bird (1954-56)	589
James Lee (1975-78)	589
<b>35. Oscar Tshiebwe (2022-23)</b>	<b>570</b>

## UK Leaders in Career Assists

Player (Years played)	Assists
1. Dirk Minniefield (1980-83)	646
2. Anthony Epps (1994-97)	544
---	
29. Jack Givens (1975-78)	270
30. Jimmy Dan Conner (1973-75)	264
31. Mike Flynn (1973-75)	260
Mike Casey (1968-71)	260
33. Isaiah Briscoe (2016-17)	259
34. Tayshaun Prince (1999-02)	255
35. Jim Master (1981-84)	254
<b>36. Sahvir Wheeler (2022-23)</b>	<b>245</b>

## Lineup Comparison

Most Frequent Lineups	Total Minutes	Points For	Points Against	+/-	+/- Per 40 Min.
Toppin, Fredrick, Wallace, Livingston, Ware	38:03	65	44	+21	+22.08
Toppin, Fredrick, Wallace, Wheeler, Tshiebwe	17:18	29	31	-2	-4.62
Toppin, Wallace, Reeves, Wheeler, Tshiebwe	12:17	33	18	+15	+48.85
Toppin, Fredrick, Wallace, Reeves, Tshiebwe	11:04	27	22	+5	+18:07
Toppin, Fredrick, Wallace, Ware, Reeves	10:46	16	18	-2	-7.43
Toppin, Fredrick, Wallace, Reeves, Onyenso	9:30	19	24	-5	-21.05
Toppin, Fredrick, Ware, Reeves, Wheeler	9:02	27	18	+9	+39.85
Wallace, Livingston, Reeves, Collins, Tshiebwe	8:08	17	14	+3	+14.75
Toppin, Fredrick, Wallace, Ware, Wheeler	7:43	26	18	+8	+41.47
Wallace, Reeves, Wheeler, Collins, Tshiebwe	6:26	12	8	+4	+24.87

## Efficiency Stats

#	Player	Min	AST%	EFG%	TS%	Usg%	DRB%	ORB%	TRB%
14	Brennan Canada	6	0.0	.500	.500	23.6	16.9	0.0	8.8
04	Daimion Collins	57	2.5	.333	.410	17.1	19.5	3.9	12.1
01	CJ Fredrick	160	13.8	.543	.588	16.5	3.8	2.1	3.0
21	Walker Horn	6	21.9	.000	.000	31.5	16.9	0.0	8.8
24	Chris Livingston	91	1.7	.500	.602	17.5	18.9	3.7	11.6
33	Ugonna Onyenso	72	4.8	.591	.579	16.5	26.7	13.9	20.6
12	Antonio Reeves	149	9.4	.576	.600	25.2	6.8	3.0	5.0
03	Adou Thiero	34	8.8	.583	.692	19.2	23.8	6.5	15.6
00	Jacob Toppin	167	9.3	.432	.461	25.3	19.4	8.6	14.3
34	Oscar Tshiebwe	99	16.6	.587	.624	28.7	32.7	25.8	29.4
22	Cason Wallace	190	24.9	.647	.651	17.0	7.5	4.1	5.9
55	Lance Ware	79	8.0	.714	.637	14.2	11.5	5.6	8.7
25	Kareem Watkins	6	21.9	.000	.000	7.9	0.0	0.0	0.0
02	Sahvir Wheeler	134	43.8	.473	.527	17.5	7.6	0.8	4.3

## Wins vs. Losses in 2022-23

Result	FG%	Opp. FG%	3-Pt. FG%	Opp 3-Pt. FG%	FT%	RPG	APG	TOPG	BPG	SPG	PPG	Opp PPG
Wins	.515	.336	.451	.269	.701	46.5	22.5	11.3	8.5	8.8	93.5	58.5
Losses	.388	.476	.260	.368	.700	33.5	14.0	13.0	4.0	11.0	74.5	87.0



# LAST TIME OUT

Official Basketball Box Score - Final															Game Time: 4:00 PM	
North Florida at Kentucky															Game Duration: 1:12	
11/23/22 Rupp Arena, Lexington															Attendance: 10,179	
2022-23 North Basketball															Officials: Chuck Jones, Will Howard, R.B. Clyburn	
<b>North Florida - 56</b>															<b>Record: 1-4</b>	
NO.	Name	Min	FG	3P	FT	Rebounds	Fouls	TP	AS	TO	ST	Blocks	SA	BA	1st	2nd
13	Carlin Hendricksen	22:47	2-8	1-3	2-3	0	2	2	3	2	7	0	1	0	0	2
24	Jadyn Plaker	F 19:20	1-3	0-0	0-2	2	0	2	1	3	2	2	1	1	0	0
2	Chaz Larter	G 18:28	1-3	0-1	0-0	0	2	2	1	0	2	0	1	1	0	0
10	Jarius Hicklen	G 26:31	6-10	4-8	1-3	0	1	1	0	4	17	4	0	0	2	0
15	Jose Placer	G 25:29	1-8	0-3	1-2	0	2	2	2	3	0	3	0	0	0	0
5	Dorian James	15:46	1-3	0-1	2-2	0	3	3	1	2	4	0	0	0	0	0
21	Jonathan Aylar	16:45	4-5	0-0	0-1	1	0	1	3	1	8	1	1	1	0	1
33	Oscar Berry	19:03	1-2	0-1	0-0	0	3	3	0	0	2	0	1	0	0	0
13	Max Hrdlicka	11:36	1-6	0-1	0-1	1	2	3	1	1	2	1	2	1	0	1
20	Jah'Neh	10:08	0-4	0-2	0-1	0	2	2	1	1	0	1	0	1	0	0
4	Trent Coleman	06:16	1-2	0-0	4-6	3	2	5	0	3	6	0	0	0	0	1
1	Mark Flakus	04:10	1-1	1-1	0-0	1	0	1	1	0	3	0	0	0	0	0
11	Brandon Rasmussen	01:45	0-1	0-0	0-0	1	0	1	0	0	0	0	0	0	0	1
Team			3	4	7	0	0	2	0	0	0	2	0	0	1	0
Totals		20:58	6-21	10-21	12	23	35	14	19	56	6	16	5	1	9	40
<b>Technical Fouls: NONE</b>																
<b>Shooting By Period</b>																
1st	FG%	9-26	34.6%													
2nd	FG%	1-6	20.0%													
3rd	FG%	4-8	50%													
4th	FG%	11-32	34.4%													
FT%	5-16	31.3%														
GM FG%	20-58	34.5%														
3PT%	6-21	28.6%														
FT%	10-21	47.6%														
<b>Dead Ball Rebounds: 3-0</b>																
<b>Kentucky - 96</b>															<b>Record: 4-3</b>	
NO.	Name	Min	FG	3P	FT	Rebounds	Fouls	TP	AS	TO	ST	Blocks	SA	BA	1st	2nd
13	Jacob Toppin	F 21:17	7-15	1-2	5-8	4	6	10	2	7	20	1	1	0	0	0
34	Oscar Tshiebwe	F 22:17	8-11	0-0	0-0	7	8	15	0	0	16	5	1	3	2	0
2	Sahvir Wheeler	G 22:56	2-5	1-1	0-0	0	1	1	3	0	5	5	1	0	0	1
12	Antonio Reeves	G 26:40	7-12	4-8	2-2	2	4	6	1	1	20	3	2	0	0	0
22	Cason Wallace	G 24:54	3-8	2-6	0-0	0	1	1	1	0	8	6	0	1	0	0
1	CJ Fredrick	10:38	1-2	0-1	0-0	0	0	0	1	0	2	0	0	0	0	0
4	Damian Collins	16:29	2-7	0-1	0-0	1	4	5	4	0	4	1	1	0	2	0
24	Chris Livingston	16:05	1-2	0-1	7-7	0	0	0	0	1	4	9	0	0	0	0
33	Ugonna Onyenso	17:43	3-7	0-0	1-2	3	7	10	3	1	7	0	0	0	1	3
3	Alexis Theriot	15:19	1-2	1-2	2-2	0	1	1	2	1	5	0	0	0	2	0
14	Brennan Canada	02:14	0-1	0-1	0-0	0	0	0	0	0	0	0	0	0	0	0
21	Walker Horn	02:14	0-1	0-1	0-0	0	0	0	0	1	0	0	0	0	0	0
25	Kareem Watkins	02:14	0-0	0-0	0-0	0	0	0	0	0	0	0	0	0	0	0
Team			35	73	17-21	18	32	50	19	14	96	23	7	7	9	1
Totals		35:73	9-24	17-21	18	32	50	19	14	96	23	7	7	9	1	20
<b>Technical Fouls: NONE</b>																
<b>Shooting By Period</b>																
1st	FG%	22-41	53.7%													
2nd	FG%	7-15	46.7%													
3rd	FG%	3-3	100%													
4th	FG%	13-22	40.9%													
FT%	2-8	22.2%														
GM FG%	14-18	77.8%														
GM FT%	35-73	47.9%														
FT%	17-21	81.0%														
<b>Dead Ball Rebounds: 3-0</b>																
<b>Biggest lead</b>																
UNF	UNF	UKY														
0 (1st 20:00)	47 (2nd 5:14)	Points from	UNF	UKY												
Turnovers	12	17	UNF	UKY												
Best Scoring Run	6 (2nd 0:07)	1 (2nd 19:01)	Paint	18	42											
Lead Changes	0	0	Second Chance	8	22											
Times Tied	3	4	Fast Breaks	4	20											
Time with Lead	00:00	37:45	Bench	25	27											
Period by Period Scoring			UNF	UKY												
1st	2nd	TOT	UNF	UKY												
23	33	56	UKY	54	42											

**Jacob Toppin on the progression of his game ...**

"As the season goes on, I'm going to get more confident, but that's because of my teammates. I'm not worried about scoring right now, I'm worried about defense and rebounding, and the offense will come. I'm not really worried about my offense, I knew it would come, I still have ways to get better, but it will come as the season goes on."

## 2022-23 Top Performances

Category (Individuals)	Kentucky	Opponents
Points	22 (2x), last by Oscar Tshiebwe vs. Michigan State (11/15/22)	24, by Rasier Bolton at Gonzaga (11/20/22)
Rebounds	18 by Oscar Tshiebwe vs. Michigan State (11/15/22)	14, by Julian Strawther at Gonzaga (11/20/22)
Assists	11 by Sahvir Wheeler, vs. DUQUESNE, (11/11/22)	9 by A.J. Hoggard, vs. Michigan State (11/15/22)
Steals	8 by Cason Wallace, vs. Michigan State (11/15/22)	4 by Jimmy Clark III, DUQUESNE, (11/11/22)
Blocks	4 (3x), last by Oscar Tshiebwe vs. Michigan State, (11/15/22)	2 by Tyson Walker, vs. Michigan State (11/15/22)
FG Made	9 by Oscar Tshiebwe vs. Michigan State, (11/15/22)	9 by Drew Timme at Gonzaga (11/20/22)
FG Attempts	18 by Jacob Toppin at Gonzaga (11/20/22)	16 by Joey Hauser, vs. Michigan State (11/15/22)
3-FG Made	6 by Antonio Reeves, vs. HOWARD, (11/7/22)	4 (3x) last by Jarius Hicklen, NORTH FLORIDA (11/23/22)
3-FG Attempted	12 by Antonio Reeves, vs. HOWARD, (11/7/22)	8 (3x) last by Jarius Hicklen, NORTH FLORIDA (11/23/22)
FT Made	7 by Chris Livingston vs. NORTH FLORIDA (11/23/22)	7, by Julian Strawther at Gonzaga (11/20/22)
FT Attempted	8 by Jacob Toppin vs. NORTH FLORIDA (11/23/22)	7, by Julian Strawther at Gonzaga (11/20/22)

Category (Team)	Kentucky	Opponents
Points	106, vs. SOUTH CAROLINA STATE, (11/17/22)	88, at Gonzaga (11/20/22)
Rebounds	50, vs. NORTH FLORIDA (11/23/22)	45, vs. Michigan State (11/15/22)
Assists	25, vs. SOUTH CAROLINA STATE, (11/17/22)	19, vs. Michigan State (11/15/22)
Steals	12, vs. Michigan State (11/15/22)	8, DUQUESNE, (11/11/22)
Blocks	11, vs. DUQUESNE, (11/11/22)	3, vs. Michigan State (11/15/22)
FG Made	39, vs. SOUTH CAROLINA STATE, (11/17/22)	31, at Gonzaga (11/20/22)
FG Attempts	73, vs. NORTH FLORIDA (11/23/22)	69, vs. Michigan State (11/15/22)
3-FG Made	11 (2x), last vs. DUQUESNE, (11/11/22)	7 (4x), last at Gonzaga (11/20/22)
3-FG Attempted	25, (2x) last at Gonzaga (11/20/22)	26, DUQUESNE, (11/11/22)
FT Made	18, vs. SOUTH CAROLINA STATE, (11/17/22)	23, vs. Michigan State (11/15/22)
FT Attempted	28, vs. HOWARD, (11/7/22)	27, vs. Michigan State (11/15/22)

# KENTUCKY BY THE NUMBERS

Date	Opponent	Result	Points	Rebounds	Assists	Steals	Blocks
N. 7	<b>HOWARD</b>	W, 95-63	Reeves - 22 <sup>^</sup>	Toppin - 11 <sup>^</sup>	Wallace - 9 <sup>^</sup>	Ware - 4 <sup>^</sup>	Onyenso - 4 <sup>^</sup>
N. 11	<b>DUQUESNE</b> <sup>1</sup>	W, 77-52	Reeves - 18 <sup>^</sup>	Onyenso - 10 <sup>^</sup>	Wheeler - 11 <sup>^</sup>	Three players - 2	Ware - 4 <sup>^</sup>
N. 15	vs. Michigan State <sup>2</sup>	L, 86-77 <sup>2OT</sup>	Tshiebwe - 22	Tshiebwe - 18 <sup>^</sup>	Wheeler - 8	Wallace - 8 <sup>^</sup>	Tshiebwe - 4 <sup>^</sup>
N. 17	<b>S. CAROLINA STATE</b> <sup>1</sup>	W, 106-63	Fredrick - 17 <sup>^</sup>	Toppin - 9 <sup>^</sup>	Wheeler - 10 <sup>^</sup>	Fredrick - 4 <sup>^</sup>	Onyenso - 3 <sup>^</sup>
N. 20	at Gonzaga	L, 88-72	Tshiebwe - 20	Tshiebwe - 15 <sup>^</sup>	Wheeler - 4 <sup>^</sup>	Wallace - 4 <sup>^</sup>	n/a
N. 23	<b>NORTH FLORIDA</b> <sup>1</sup>	W, 96-56	Two players - 20 <sup>^</sup>	Tshiebwe - 15 <sup>^</sup>	Wallace - 6 <sup>^</sup>	Tshiebwe - 3 <sup>^</sup>	Onyenso - 3 <sup>^</sup>
N. 29	<b>BELLMINE</b>						
D. 4	vs. Michigan <sup>3</sup>						
D. 10	<b>YALE</b>						
D. 17	vs. UCLA <sup>4</sup>						
D. 21	<b>FLORIDA A&amp;M</b> <sup>5</sup>						
D. 28	at Missouri <sup>*</sup>						
D. 31	<b>LOUISVILLE</b>						
J. 3	<b>LSU</b> <sup>*</sup>						
J. 7	at Alabama <sup>*</sup>						
J. 10	<b>SOUTH CAROLINA</b> <sup>*</sup>						
J. 14	at Tennessee <sup>*</sup>						
J. 17	<b>GEORGIA</b> <sup>*</sup>						
J. 21	<b>TEXAS A&amp;M</b> <sup>*</sup>						
J. 24	at Vanderbilt <sup>*</sup>						
J. 28	<b>KANSAS</b> <sup>6</sup>						
J. 31	at Ole Miss <sup>*</sup>						
F. 4	<b>FLORIDA</b> <sup>*</sup>						
F. 7	<b>ARKANSAS</b> <sup>*</sup>						
F. 11	at Georgia <sup>*</sup>						
F. 15	at Mississippi State <sup>*</sup>						
F. 18	<b>TENNESSEE</b> <sup>*</sup>						
F. 22	at Florida <sup>*</sup>						
F. 25	<b>AUBURN</b> <sup>*</sup>						
M. 1	<b>VANDERBILT</b> <sup>*</sup>						
M. 4	at Arkansas <sup>*</sup>						

All home games in **BOLD CAPS**

\*SEC game, ^game high

- 1 - Tribute Classic (Rupp Arena | Lexington, Ky.)
- 2 - Champions Classic (Gainbridge Fieldhouse | Indianapolis)
- 3 - Basketball Hall of Fame Showcase (O2 Arena | London)
- 4 - CBS Sports Classic (Madison Square Garden | New York)
- 5 - Unity Series (Rupp Arena | Lexington, Ky.)
- 6 - SEC/Big 12 Challenge (Rupp Arena | Lexington, Ky.)

## Times Led

Reeves - 3  
Tshiebwe - 2  
Fredrick - 1  
Toppin - 1

## Times Led

Tshiebwe - 3  
Toppin - 2  
Onyenso - 1

## Times Led

Wheeler - 4  
Wallace - 2

## Times Led

Wallace - 3  
Fredrick - 1  
Toppin - 1  
Tshiebwe - 1  
Ware - 1  
Wheeler - 1

## Times Led

Onyenso - 3  
Tshiebwe - 1  
Ware - 1

## Comparing the Calipari Era

A look at the statistics throughout the John Calipari era through six games ...

Year	FG%	Opp. FG%	3-Pt. FG%	FT%	RPG	Assists	TOs.	Blocks	Steals	Points	PPG	Record
2022-23	.471	.381	.383	.701	42.2	118	71	42	57	523	87.2	4-2
2021-22	.493	.378	.346	.813	46.5	104	82	33	39	500	83.3	5-1
2020-21	.426	.409	.243	.667	39.0	69	100	30	34	395	65.8	1-5
2019-20	.469	.352	.296	.788	40.2	83	78	29	30	469	78.2	5-1
2018-19	.487	.458	.333	.744	41.2	86	91	33	36	507	84.5	5-1
2017-18	.479	.380	.384	.627	41.7	93	96	35	36	441	73.5	5-1
2016-17	.490	.382	.307	.709	41.8	116	73	44	48	554	92.3	6-0
2015-16	.499	.391	.291	.676	41.0	85	75	35	47	483	80.5	6-0
2014-15	.481	.279	.325	.673	45.8	107	72	60	49	495	82.5	6-0
2013-14	.473	.363	.305	.670	48.0	80	70	43	30	516	86.0	5-1
2012-13	.535	.403	.430	.667	34.0	99	70	43	38	476	79.3	4-2
2011-12	.514	.313	.411	.685	43.7	98	79	62	50	505	84.2	6-0



# MISCELLANEOUS STATS

Game Leaders								Games With ...						
No.	Name	Points	Rebounds	Blocks	Assists	Steals	10+ Pts	20+ Pts	10+ Rebs	3+ Assts	3+ Blks	3+ Stls	3+ 3s	Double-Double
0	Jacob Toppin*	1 (1)	2 (4)	0 (9)	0 (3)	1 (4)	4 (20)	1 (1)	2 (2)	1 (6)	0 (2)	0 (1)	0 (1)	2 (2)
1	CJ Fredrick*	1 (5)	0 (0)	0 (3)	0 (5)	1 (8)	3 (22)	1 (6)	0 (0)	4 (25)	0 (0)	1 (1)	2 (14)	0 (0)
2	Sahvir Wheeler	0 (10)	0 (2)	0 (2)	4 (77)	1 (23)	2 (51)	0 (6)	0 (1)	5 (82)	0 (0)	0 (12)	0 (2)	1 (11)
3	Adou Thiero	0 (0)	0 (0)	0 (0)	0 (0)	0 (0)	0 (0)	0 (0)	0 (0)	0 (0)	0 (0)	0 (0)	0 (0)	0 (0)
4	Daimion Collins	0 (0)	0 (1)	0 (7)	0 (0)	0 (0)	0 (3)	0 (0)	0 (0)	0 (1)	0 (3)	0 (0)	0 (0)	0 (0)
12	Antonio Reeves*	3 (37)	0 (6)	0 (5)	0 (8)	0 (22)	5 (65)	2 (23)	0 (1)	1 (15)	0 (1)	0 (5)	4 (25)	0 (1)
13	Grant Darbyshire	0 (0)	0 (0)	0 (0)	0 (0)	0 (0)	0 (0)	0 (0)	0 (0)	0 (0)	0 (0)	0 (0)	0 (0)	0 (0)
14	Brennan Canada	0 (0)	0 (0)	0 (1)	0 (0)	0 (0)	0 (0)	0 (0)	0 (0)	0 (0)	0 (0)	0 (0)	0 (0)	0 (0)
21	Walker Horn	0 (0)	0 (0)	0 (0)	0 (0)	0 (0)	0 (0)	0 (0)	0 (0)	0 (0)	0 (0)	0 (0)	0 (0)	0 (0)
22	Cason Wallace	0 (0)	0 (0)	0 (0)	2 (2)	3 (3)	4 (4)	0 (0)	0 (0)	5 (5)	0 (0)	2 (2)	0 (0)	0 (0)
24	Chris Livingston	0 (0)	0 (0)	0 (0)	0 (0)	0 (0)	1 (1)	0 (0)	0 (0)	0 (0)	0 (0)	0 (0)	0 (0)	0 (0)
25	Kareem Watkins	0 (0)	0 (0)	0 (0)	0 (0)	0 (0)	0 (0)	0 (0)	0 (0)	0 (0)	0 (0)	0 (0)	0 (0)	0 (0)
33	Ugonna Onyenso	0 (0)	1 (1)	3 (3)	0 (0)	0 (0)	0 (0)	0 (0)	1 (1)	0 (0)	4 (4)	0 (0)	0 (0)	0 (0)
34	Oscar Tshiebwe*	2 (28)	3 (56)	1 (33)	0 (1)	1 (38)	3 (57)	2 (16)	3 (50)	1 (5)	1 (13)	1 (14)	0 (0)	3 (43)
55	Lance Ware	0 (0)	0 (2)	1 (7)	0 (0)	1 (3)	1 (1)	0 (0)	0 (2)	0 (1)	1 (2)	1 (1)	0 (0)	0 (0)

Career total in (parentheses); \*Includes pre-UK career

Starting Lineups						
Guard	Guard	G/F	Forward	Forward	Games	W-L
Wallace	Fredrick	Livingston	Toppin	Ware	3	2-1
Wheeler	Wallace	Fredrick	Toppin	Ware	1	1-0
Wheeler	Wallace	Fredrick	Toppin	Tshiebwe	1	0-1
Wheeler	Wallace	Reeves	Toppin	Tshiebwe	1	1-0

Starter	Games Started	Wins	Losses
Jacob Toppin	6	4	2
Cason Wallace	6	4	2
CJ Fredrick	5	3	2
Lance Ware	4	3	1
Chris Livingston	3	2	1
Sahvir Wheeler	3	2	1
Oscar Tshiebwe	2	1	1
Antonio Reeves	1	1	0

Streaks	
Overall	Won 1
Unranked AP teams anywhere	Won 2
Ranked AP teams anywhere	Lost 3
Home	Won 23
Home AP ranked teams	Won 2
Home AP unranked teams	Won 21
Home SEC	Won 10
Home nonconference	Won 13
Home AP ranked SEC	Won 2
Home AP unranked SEC	Won 8
Home AP ranked nonconference	Won 2
Home AP unranked nonconference	Won 13
Road	Lost 1
Road AP ranked teams	Lost 3
Road AP unranked teams	Won 5
Road SEC	Won 1
Road nonconference	Lost 1
Road AP ranked SEC	Lost 4
Road AP unranked SEC	Won 5
Road AP ranked nonconference	Lost 1
Road AP unranked nonconference	Lost 2
Neutral	Lost 3
Neutral AP ranked teams	Lost 5
Neutral AP unranked teams	Lost 2
Neutral SEC	Lost 1
Neutral nonconference	Lost 2
Neutral AP ranked SEC	Lost 3
Neutral AP unranked SEC	Won 1
Neutral AP ranked nonconference	Lost 4
Neutral AP unranked nonconference	Lost 2

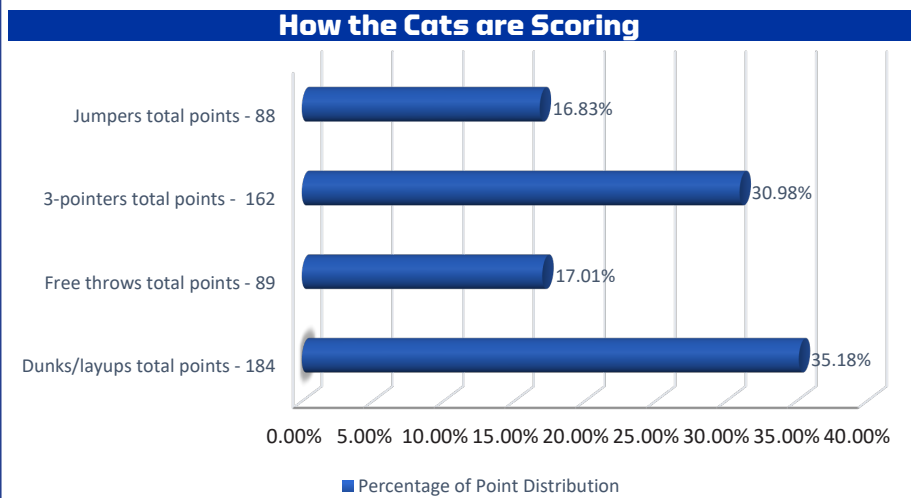
Active Consecutive Made Kentucky Starts	
Jacob Toppin	6
Cason Wallace	6
Sahvir Wheeler	3
Oscar Tshiebwe	2
Antonio Reeves	1

Active Consecutive Made Kentucky Free Throws	
CJ Fredrick	8
Chris Livingston	7
Oscar Tshiebwe	6
Daimion Collins	3
Cason Wallace	3
Adou Thiero	3
Antonio Reeves	2
Ugonna Onyenso	1

Active Consecutive Games with a 3-Pointer at Kentucky	
Antonio Reeves	6
Cason Wallace	6
Sahvir Wheeler	2
Adou Thiero	1
Jacob Toppin	1

Dunk Tracker		
Player	Dunks in 2022-23	Dunks in Career
Oscar Tshiebwe	8	88
Jacob Toppin	6	60
Daimion Collins	1	23
Antonio Reeves	0	15
Lance Ware	4	17
Cason Wallace	4	4
Chris Livingston	1	1
Ugonna Onyenso	2	2
Adou Thiero	1	1

Kentucky's Record When ...					
KENTUCKY RECORD	ALL	SEC	KENTUCKY RECORD	ALL	SEC
Leading at halftime:	4-0	0-0	On CBS:	0-0	0-0
Tied at the half:	0-0	0-0	On TBS:	0-0	0-0
Trailing at halftime:	0-2	0-0	On ESPN/ESPN2/ESPNU:	0-2	0-0
Shoot 50% or better:	2-0	0-0	On SEC Network:	3-0	0-0
Shoot less than 50%:	2-2	0-0	On ESPN+/SEC Network+:	1-0	0-0
Shoot higher % than opp.:	4-0	0-0	vs. SEC at home:	0-0	0-0
Shoot lower % than opp.:	0-2	0-0	vs. SEC on road:	0-0	0-0
Opp. shoot worse than 40%:	4-0	0-0	Games vs. AP ranked opp.:	0-1	0-0
Opp. shoot 40% or higher:	0-2	0-0	Games following a loss:	2-0	0-0
Score less than 60 points:	0-0	0-0	Games following a win:	1-2	0-0
Score 60-69 points:	0-0	0-0	More points in the paint:	4-1	0-0
Score 70-79 points:	1-2	0-0	Fewer or same points in the paint:	0-1	0-0
Score 80-89 points:	0-0	0-0	More bench points than opp.:	4-2	0-0
Score 90-99 points:	2-0	0-0	Fewer or same bench pts.:	0-0	0-0
Score 100+ points:	1-0	0-0	More second-chance points:	3-2	0-0
Opp. score less than 60 pts.:	2-0	0-0	Fewer or same second-chance pts.:	1-0	0-0
Opp. score 60-69 pts.:	2-0	0-0	More points off TOs:	3-1	0-0
Opp. score 70-79 pts.:	0-0	0-0	Fewer or same points off TOs:	1-1	0-0
Opp. score 80-89 pts.:	0-2	0-0	On Monday:	1-0	0-0
Opp. score 90-99 pts.:	0-0	0-0	On Tuesday:	0-1	0-0
Opp. score 100+ points:	0-0	0-0	On Wednesday:	1-0	0-0
Outrebounced opponent:	4-0	0-0	On Thursday:	1-0	0-0
Outrebounced by opponent:	0-2	0-0	On Friday:	1-0	0-0
Equal number of rebounds:	0-0	0-0	On Saturday:	0-0	0-0
Fewer turnovers than opp.:	2-2	0-0	On Sunday:	0-1	0-0
Same turnovers as opp.:	0-0	0-0	In November:	4-2	0-0
More turnovers than opp.:	2-0	0-0	In December:	0-0	0-0
Make 8 or more 3-pointers:	4-0	0-0	In January:	0-0	0-0
Make 7 or fewer 3-pointers:	0-2	0-0	In February:	0-0	0-0
Games decided by 5 or fewer:	0-0	0-0	In March:	0-0	0-0
Overtime games:	0-1	0-0	In April:	0-0	0-0



Fast Facts	
Shooting Percentage	.471
Avg. Assists Per Game	19.7
Points Off Turnovers	16.0
Second-Chance Points	14.8
Points in the Paint	35.7
Fast Break Points	17.0
Bench Points	34.2
Points Per Possession	1.148
Avg. Time of Possession	15.2

First Points of the Game				
Player	Dunk/Layup	Jumper	3PT	FT
CJ Fredrick			2	
Jacob Toppin		1		1
Oscar Tshiebwe		1		
Cason Wallace	1			



# THE LAST TIME UK ...

## INDIVIDUALS

### SCORING

**Scored 25 points:** Oscar Tshiebwe (30) vs. Saint Peter's, 3/17/22

**Scored 30 points:** Oscar Tshiebwe (30) vs. Saint Peter's, 3/17/22

**Scored 35 Points:** De'Aaron Fox (39) vs. UCLA, 3/24/17

**Scored 40 points:** Malik Monk (47) vs. North Carolina, 12/17/16

**Scored 45 points:** Malik Monk (47) vs. North Carolina, 12/17/16

**Scored 50 points:** Jodie Meeks (54) at Tennessee, 1/13/09

**Scored 55 points:** Never

**Two players had 20 points:** Jacob Toppin (20) and Antonio Reeves (20) vs. NORTH FLORIDA, 11/23/22

**Three players had 20 points:** DeMarcus Cousins (27), John Wall (21), Patrick Patterson (20) vs. SAM HOUSTON STATE, 11/19/09

**Two players had 30 points:** Patrick Patterson (33) and Jodie Meeks (32) vs. TENNESSEE STATE, 12/22/08

**Scored 20 points in two straight games:** Oscar Tshiebwe (2), 3/17/22 - 11/15/22

**Scored 20 points in three straight games:** Oscar Tshiebwe (3), 11/29/21 - 12/11/21

**Scored 20 points in four straight games:** PJ Washington (4), 2/5/19 - 2/16/19

**Scored 20 points in five straight games:** Jamal Murray (12), 2/2/16 - 3/12/16

**Scored 20 points in six straight games:** Jamal Murray (12), 2/2/16 - 3/12/16

**Scored 20 points in seven straight games:** Jamal Murray (12), 2/2/16 - 3/12/16

**Scored 20 points in eight straight games:** Jamal Murray (12), 2/2/16 - 3/12/16

**Scored 20 points in nine straight games:** Jamal Murray (12), 2/2/16 - 3/12/16

**Scored 20 points in 10 straight games:** Jamal Murray (12), 2/2/16 - 3/12/16

**Scored 20 points in 11 straight games:** Jamal Murray (12), 2/2/16 - 3/12/16

**Scored 20 points in 12 straight games:** Jamal Murray (12), 2/2/16 - 3/12/16

**Scored 20 points in 15 straight games:** Dan Issel (18), 12/1/69 - 2/7/70

**Scored 25 points in two straight games:** Oscar Tshiebwe (2), 1/8/22 - 1/11/22

**Scored 25 points in three straight games:** Tayshaun Prince (3), 3/11/01-3/17/01

**Scored 30 points in two straight games:** Jodie Meeks vs. Appalachian State (46), 12/20/08; vs. TENNESSEE STATE (32), 12/22/08

**Scored 30 points in three straight games:** Dan Issel (6) 2/14/70 - 3/2/70

**Scored in double figures in 10 straight games:** Oscar Tshiebwe (17), 1/19/22-11/15/22

**Scored in double figures in 15 straight games:** Oscar Tshiebwe (17), 1/19/22-11/15/22

**Scored in double figures in 20 straight games:** Immanuel Quickley (20), 12/28/19-3/7/20

**Scored in double figures in 25 straight games:** Malik Monk (30), 11/11/16-2/28/17

**Scored in double figures in 30 straight games:** Malik Monk (30), 11/11/16-2/28/17

**Scored in double figures in 33 straight games:** Jamal Murray (34), 11/17/15 - 3/19/16

**Scored in double figures in 34 straight games:** Jamal Murray (34), 11/17/15 - 3/19/16

**Scored in double figures in 35 straight games:** Kenny Walker (36), 11/14/85 - 3/22/86

**Five players scored in double figures:** CJ Fredrick (17), Chris Livingston (13), Cason Wallace (12), Lance Ware (12), Antonio Reeves (11) vs. SOUTH CAROLINA STATE, 11/17/22

**Six players scored in double figures:** Kellan Grady (19), Daimion Collins (14), Oscar Tshiebwe (14), Keion Brooks Jr. (13), Davion Mintz (13), TyTy Washington Jr. (10) vs. ROBERT MORRIS, 11/12/21

**Seven players scored in double figures:** Randolph Morris (17), Kelenna Azubuike (15), Patrick Sparks (14), Chuck Hayes (12), Rajon Rondo (11), Ravi Moss (10) and Ramel Bradley (10) vs. MISSISSIPPI STATE 2/19/05

**Four players with 15 or more points:** Antonio Reeves (22), CJ Fredrick (20), Jacob Toppin (15) and Cason Wallace (15) vs. HOWARD, 11/7/22

### DOUBLE-DOUBLES

**Double-double:** Oscar Tshiebwe (16 points, 15 rebounds), Jacob Toppin (20 points, 10 rebounds) vs. NORTH FLORIDA, 11/23/22

**Triple-double:** Isaiah Briscoe (19 points, 11 rebounds, 10 assists) at Ole Miss, 12/29/16

**20-10 (rebs) game:** Jacob Toppin (20 points, 10 rebounds) vs.

NORTH FLORIDA, 11/23/22

**20-10 (assts) game:** De'Aaron Fox (24 points, 10 assists) vs. North Carolina, 12/17/16

**20-15 game:** Oscar Tshiebwe (20 points, 15 rebounds) at Gonzaga, 11/20/22

**20-20 game:** Oscar Tshiebwe (21 points, 22 rebounds) vs. MISSISSIPPI STATE, 1/25/22

**30-10 game:** Oscar Tshiebwe (30 points, 18 rebounds) at Arkansas, 2/26/22

**30-15 game:** Oscar Tshiebwe (30 points, 18 rebounds) at Arkansas, 2/26/22

**Back-to-back 20-10 games:** Oscar Tshiebwe (30 p, 16 r) vs. St. Peter's, 3/17/22; (22 p, 18 r) vs. Michigan State, 11/15/22

**Three straight 20-10 games:** Julius Randle (23 p, 16 r) vs. UNC ASHEVILLE, 11/8/13; (22 p, 14 r) vs. NORTHERN KENTUCKY, 11/10/13; (27 p, 13 r) vs. Michigan State, 11/12/13

**Double-double in points and rebs.:** Oscar Tshiebwe (16 points, 15 rebounds), Jacob Toppin (20 points, 10 rebounds) vs. NORTH FLORIDA, 11/23/22

**Double-double in points and assists:** Sahvir Wheeler (11 points, 11 assists) vs. DUQUESNE, 11/11/22

**Double-double in points and blocks:** Never

**Double-double in points and steals:** Never

**Double-double in two consecutive games:** Oscar Tshiebwe (2) 11/20/22-11/23/22

**Double-double in three consecutive games:** Oscar Tshiebwe (17) 1/19/22-11/15/22

**Double-double in four consecutive games:** Oscar Tshiebwe (17) 1/19/22-11/15/22

**Double-double in five consecutive games:** Oscar Tshiebwe (17) 1/19/22-11/15/22

**Double-double in 10 consecutive games:** Oscar Tshiebwe (17) 1/19/22-11/15/22

**Double-double in 12 consecutive games:** Oscar Tshiebwe (17) 1/19/22-11/15/22

**Two players record double-doubles:** Oscar Tshiebwe (16 points, 15 rebounds), Jacob Toppin (20 points, 10 rebounds) vs. NORTH FLORIDA, 11/23/22

**Three players record double-doubles:** PJ Washington (20 points, 13 rebounds), Reid Travis (18 points, 12 rebounds), Keldon Johnson (15 points, 10 rebounds) vs. KANSAS, 1/26/19

**Four players record double-doubles:** Jack Givens (30 pts, 13 rebs), Kyle Macy (16 pts, 10 assts), Mike Phillips (22 pts, 18 rebs), Rick Robey (23 pts, 13 rebs) vs. SMU 11/26/77

**Five players record double-doubles:** Never

### FIELD GOALS

**Made 12 FG in a game:** Oscar Tshiebwe (13) at Arkansas, 2/26/22

**Made 15 FG in a game:** Malik Monk (18) vs. North Carolina, 12/17/16

**Made 16 FG in a game:** Malik Monk (18) vs. North Carolina, 12/17/16

**Made 17 FG in a game:** Malik Monk (18) vs. North Carolina, 12/17/16

**Made 18 FG in a game:** Malik Monk (18) vs. North Carolina, 12/17/16

**Made 19 FG in a game:** Dan Issel (19) at Alabama, 2/23/70

**Made 20 FG in a game:** Dan Issel (23) at Ole Miss, 2/7/70

**Made 21 FG in a game:** Dan Issel (23) at Ole Miss, 2/7/70

**Made 22 FG in a game:** Dan Issel (23) at Ole Miss, 2/7/70

**Made 23 FG in a game:** Dan Issel (23) at Ole Miss, 2/7/70

**Made 24 FG in a game:** Never

**Attempted 17 FG in a game:** Jacob Toppin (18) at Gonzaga, 11/20/22

**Attempted 18 FG in a game:** Jacob Toppin (18) at Gonzaga, 11/20/22

**Attempted 19 FG in a game:** Oscar Tshiebwe (21) at Arkansas, 2/26/22

**Attempted 20 FG in a game:** Oscar Tshiebwe (21) at Arkansas, 2/26/22

**Attempted 25 FG in a game:** Malik Monk (28) vs. North Carolina, 12/17/16

### 3-POINTERS

**Made 5 3-pointers in a game:** Antonio Reeves (6) vs. HOWARD, 11/7/22

**Made 6 3-pointers in a game:** Antonio Reeves (6) vs. HOWARD, 11/7/22

**Made 7 3-pointers in a game:** Kellan Grady (7) vs. ALABAMA, 2/19/22

**Made 8 3-pointers in a game:** Immanuel Quickley (8) at Texas A&M, 2/25/20

**Made 9 3-pointers in a game:** Jodie Meeks (10) at Tennessee, 1/13/09

**Made 10 3-pointers in a game:** Jodie Meeks (10) at Tennessee, 1/13/09

**Made 11 3-pointers in a game:** Never

**Two players made at least 5 3-pointers in a game:** Davion Mintz (6), Brandon Boston Jr. (6) vs. SOUTH CAROLINA, 3/6/21

**Two players made at least 6 3-pointers in a game:** Davion

Mintz (6), Brandon Boston Jr. (6) vs. SOUTH CAROLINA, 3/6/21

**Two players made at least 7 3-pointers in a game:** Never

**Attempted 10 3-pointers in a game:** Antonio Reeves (12) vs. HOWARD, 11/7/22

**Attempted 15 3-pointers in a game:** Jodie Meeks (15) at Tennessee, 1/13/09

**Attempted 16 3-pointers in a game:** Derrick Miller (16) vs. LSU 2/15/90

**Attempted 17 3-pointers in a game:** Derrick Miller (19) at Kansas 12/9/89

**Attempted 18 3-pointers in a game:** Derrick Miller (19) at Kansas 12/9/89

**Attempted 19 3-pointers in a game:** Derrick Miller (19) at Kansas 12/9/89

**Attempted 20 3-pointers in a game:** Never

**Made a 3-pointer in 10 straight games:** Kellan Grady (21), 11/29/21-2/19/22

**Made a 3-pointer in 15 straight games:** Kellan Grady (21), 11/29/21-2/19/22

**Made a 3-pointer in 20 straight games:** Kellan Grady (21), 11/29/21-2/19/22

**Made a 3-pointer in 30 straight games:** Jamal Murray (36), 11/13/15-3/19/16

**Made two 3-pointers in 10 straight games:** Kevin Knox (11), 2/10/16-3/11/18

**Made three 3-pointers in 10 straight games:** Gerald Fitch (20), 1/14/03-3/23/03

**Made three 3-pointers in 15 straight games:** Gerald Fitch (20), 1/14/03-3/23/03

**Made three 3-pointers in 20 straight games:** Gerald Fitch (20), 1/14/03-3/23/03

**Made three 3-pointers in 25 straight games:** Keith Bogans (29), 3/14/02-2/26/03

### FREE THROWS

**Made 8 FT in a game:** Oscar Tshiebwe (8) vs. Saint Peter's, 3/17/22

**Made 9 FT in a game:** Keion Brooks Jr. (9) at Kansas, 1/29/22

**Made 10 FT in a game:** Olivier Sarr (14) vs. VANDERBILT, 1/5/21

**Made 11 FT in a game:** Olivier Sarr (14) vs. VANDERBILT, 1/5/21

**Made 12 FT in a game:** Olivier Sarr (14) vs. VANDERBILT, 1/5/21

**Made 13 FT in a game:** Olivier Sarr (14) vs. VANDERBILT, 1/5/21

**Made 14 FT in a game:** Olivier Sarr (14) vs. VANDERBILT, 1/5/21

**Made 15 FT in a game:** Rodrick Rhodes (16) vs. Ole Miss, 1/18/95

**Made 16 FT in a game:** Rodrick Rhodes (16) vs. Ole Miss, 1/18/95

**Made 17 FT in a game:** Dwight Anderson (18) vs. MISSISSIPPI STATE, 2/12/79

**Made 18 FT in a game:** Dwight Anderson (18) vs. MISSISSIPPI STATE, 2/12/79

**Made 18 FT in a game:** Never

**Attempted 10 FT in a game:** Oscar Tshiebwe (12) vs. Saint Peter's, 3/17/22

**Attempted 15 FT in a game:** Olivier Sarr (17) vs. VANDERBILT, 1/2/21

**Attempted 20 FT in a game:** PJ Washington (20) vs. Kansas State, 3/22/18

**Attempted 25 FT in a game:** Never

**Made 20 Straight FT:** Immanuel Quickley (20), 2/22/20-3/3/20

**Made 30 Straight FT:** Tyler Herro (38), 2/16/19-3/29/19

### REBOUNDS

**15 Rebs:** Oscar Tshiebwe (15) vs. NORTH FLORIDA, 11/23/22

**20 Rebs:** Oscar Tshiebwe (22) vs. MISSISSIPPI STATE, 1/25/22

**25 Rebs:** Oscar Tshiebwe (28) vs. WESTERN KENTUCKY, 12/22/21

**26 Rebs:** Oscar Tshiebwe (28) vs. WESTERN KENTUCKY, 12/22/21

**27 Rebs:** Oscar Tshiebwe (28) vs. WESTERN KENTUCKY, 12/22/21

**28 Rebs:** Oscar Tshiebwe (28) vs. WESTERN KENTUCKY, 12/22/21

**30 Rebs:** Cotton Nash (30) vs. OLE MISS, 2/8/64

**34 Rebs:** Bob Burrow (34) vs. TEMPLE, 12/10/55

**35 Rebs:** Never

**20+ Rebs in two consecutive games:** Oscar Tshiebwe (2), 12/22/21-12/29/22

**10+ Rebs in three consecutive games:** Oscar Tshiebwe (22), 1/4/22-11/15/22

**10+ Rebs in four consecutive games:** Oscar Tshiebwe (22), 1/4/22-11/15/22

**10+ Rebs in five consecutive games:** Oscar Tshiebwe (22), 1/4/22-11/15/22

**10+ rebs in 10 consecutive games:** Oscar Tshiebwe (22), 1/4/22-11/15/22

**10+ rebs in 15 consecutive games:** Oscar Tshiebwe (22),



# THE LAST TIME UK ...

1/4/22-11/15/22  
**10+ rebs in 20 consecutive games:** Oscar Tshiebwe (22), 1/4/22-11/15/22  
**10+ rebs in 25 consecutive games:** Never  
**Two players had 10 rebounds:** Isaiah Jackson (10), Lance Ware (10) at Missouri, 2/3/21  
**Three players had 10 rebounds:** Isaiah Jackson (14), Olivier Sarr (11), Brandon Boston Jr. (10) vs. RICHMOND, 11/29/20

## ASSISTS

**6 assists:** Cason Wallace (6) vs. NORTH FLORIDA, 11/23/22  
**7 assists:** Sahvir Wheeler (10) vs. S. CAROLINA ST., 11/17/22  
**8 assists:** Sahvir Wheeler (10) vs. S. CAROLINA ST., 11/17/22  
**9 assists:** Sahvir Wheeler (10) vs. S. CAROLINA ST., 11/17/22  
**10 assists:** Sahvir Wheeler (10) vs. S. CAROLINA ST., 11/17/22  
**11 assists:** Sahvir Wheeler (11) vs. DUQUESNE, 11/11/22  
**12 assists:** TyTy Washington Jr. (17) vs. GEORGIA, 1/8/22  
**13 assists:** TyTy Washington Jr. (17) vs. GEORGIA, 1/8/22  
**14 assists:** TyTy Washington Jr. (17) vs. GEORGIA, 1/8/22  
**15 assists:** TyTy Washington Jr. (17) vs. GEORGIA, 1/8/22  
**16 assists:** TyTy Washington Jr. (17) vs. GEORGIA, 1/8/22  
**17 assists:** TyTy Washington Jr. (17) vs. GEORGIA, 1/8/22  
**18 assists:** Never  
**5+ assists in four consecutive games:** Sahvir Wheeler (11), 1/25/22-3/11/22  
**8+ assists in two consecutive games:** Sahvir Wheeler (3), 11/11/22-11/17/22

## BLOCKS

**4 blocks:** Oscar Tshiebwe (4) vs. Michigan State, 11/15/22  
**5 blocks:** Oscar Tshiebwe (5) vs. Vanderbilt, 3/11/22  
**6 blocks:** Isaiah Jackson (7) vs. ALABAMA, 1/12/21  
**7 blocks:** Isaiah Jackson (7) vs. ALABAMA, 1/12/21  
**8 blocks:** Isaiah Jackson (8) vs. Kansas, 12/1/20  
**9 blocks:** Willie Cauley-Stein (9) vs. BOISE STATE, 12/10/13  
**10 blocks:** Nerlens Noel (12) at Ole Miss, 1/29/13  
**11 blocks:** Nerlens Noel (12) at Ole Miss, 1/29/13  
**12 blocks:** Nerlens Noel (12) at Ole Miss, 1/29/13  
**13 blocks:** Never

## STEALS

**4 steals:** Cason Wallace (4) at Gonzaga, 11/20/22  
**5 steals:** Cason Wallace (8) vs. Michigan State, 11/15/22  
**6 steals:** Cason Wallace (8) vs. Michigan State, 11/15/22  
**7 steals:** Cason Wallace (8) vs. Michigan State, 11/15/22  
**8 steals:** Cason Wallace (8) vs. Michigan State, 11/15/22  
**9 steals:** Never  
**3+ steals in five consecutive games:** Ashton Hagans (7), 12/22/18 - 1/19/19  
**3+ steals in 10 consecutive games:** Never

## MINUTES

**Played every minute:** Kellan Grady (40) vs. LSU, 2/23/22  
**Played 40+ minutes:** Cason Wallace (44) and Sahvir Wheeler (40) vs. Michigan State (11/15/22)  
**Played more than 50 minutes:** Patrick Patterson (50) vs. VANDERBILT, 1/12/08

## FOULS

**Fouled out:** Oscar Tshiebwe, vs. Michigan State, 11/15/22  
**Two players fouled out:** Isaiah Jackson and Davion Mintz at Vanderbilt, 2/17/21  
**Three players fouled out:** Terrence Clarke, Isaiah Jackson, Olivier Sarr, Lance Ware vs. North Carolina, 12/19/20  
**Four players fouled out:** Terrence Clarke, Isaiah Jackson, Olivier Sarr, Lance Ware vs. North Carolina, 12/19/20  
**Technical foul:** Jacob Toppin vs. SOUTH CAROLINA STATE 11/17/22

## TEAM

### WINS/LOSSES

**Won 10 straight games:** 10, 1/8/19-2/9/19  
**Won 20 straight games:** 38, 11/14/14-3/28/15  
**Won 30 straight games:** 38, 11/14/14-3/28/15  
**Won 40 straight games:** Never  
**Lost consecutive games:** 2, 3/12/22-3/17/22  
**Lost three straight games:** 4, 1/26/21-2/9/21  
**Lost four straight games:** 4, 1/26/21-2/9/21  
**Lost five straight games:** 6, 11/29/20-12/26/20  
**Lost six straight games:** 6, 11/29/20-12/26/20  
**Lost 10 straight games:** Never

### STARTS

**Started four freshmen:** Devin Askew, Brandon Boston Jr., Terrence Clarke, Isaiah Jackson vs. Georgia Tech, 12/6/20  
**Started five freshmen:** Hamidou Diallo, Shai Gilgeous-Alexander, Kevin Knox, Nick Richards, PJ Washington vs. Kansas State, 3/22/18

## SCORING

**Scored 90 or more points:** 96 vs. NORTH FLORIDA, 11/23/22 (W, 96-56)  
**Scored 90 or more points (SEC game):** 90 vs. ALABAMA, 2/19/22 (W, 90-81)  
**Scored 100 or more points:** 106 vs. SOUTH CAROLINA STATE, 11/15/22 (W, 106-63)  
**Scored 100 or more points (SEC game):** 107 vs. TENNESSEE, 1/15/22 (W, 107-79)  
**Scored 110 or more points:** 115 vs. Arizona State, 11/28/16 (W, 115-69)  
**Scored 110 or more points (SEC game):** 110 vs. AUBURN, 2/21/15 (W, 110-75)  
**Scored 120 or more points:** 120 at Vanderbilt, 2/7/96 (W, 120-81)  
**Scored 120 or more points (SEC game):** 120 at Vanderbilt, 2/7/96 (W, 120-81)  
**Scored 130 or more points:** 143 vs. Georgia, 2/27/56 (W, 143-66)  
**Scored 140 or more points:** 143 vs. Georgia, 2/27/56 (W, 143-66)  
**Scored 150 or more points:** Never  
**Scored less than 50 points:** 48 vs. Vanderbilt, 3/15/13 (L, 64-48)  
**Scored 100 points in two consecutive games:** vs. CLEVELAND STATE (11/23/16), vs. UT MARTIN (11/25/16), vs. Arizona State (11/28/16)  
**Scored 100 points in three consecutive games:** vs. CLEVELAND STATE (11/23/16), vs. UT MARTIN (11/25/16), vs. Arizona State (11/28/16)  
**Scored 100 points in consecutive SEC games:** 2/27/56 - 3/3/56

## SHOOTING PERCENTAGES

**Shot 70% from the field:** .722 (39-54) vs. MISSISSIPPI STATE, 2/15/86  
**Shot 65% from the field:** .679 (38-56) vs. TENNESSEE, 1/15/22  
**Shot 30% or less from the field:** .281 (18-64) at Texas A&M (1/10/15)  
**Allowed 50% shooting:** .564 (31-55) at Gonzaga, 11/20/22  
**Allowed 60% shooting:** .640 (32-50) at Florida, 3/4/07  
**Allowed 30% or less shooting:** .281 (18-64) at Alabama, 2/5/22  
**Allowed 20% or less shooting:** .197 (12-61) vs. MONTANA STATE, 11/23/14

## FREE THROWS

**Shot 90% or better from FT line:** .952 (20-21) vs. TENNESSEE, 1/15/22  
**Shot 100% from FT Line:** 10-10 vs. FLORIDA, 2/22/20  
**Shot 50% or less from FT line:** .500 (10-20) at Georgia, 1/7/20  
**Attempted 40 FT:** 41 (27-41) vs. TENNESSEE STATE, 11/23/18  
**Attempted five or less FT:** 4 (2-4) vs. SOUTH CAROLINA, 1/21/06  
**Made 30 FT:** 31 (31-36) vs. MISSISSIPPI STATE, 2/4/20

## 3-POINTERS

**Hit 0 3-pointers:** 0 (0-10) vs. RICHMOND, 11/29/20  
**Hit 10 3-pointers:** 10 (10-24) vs. S. CAROLINA STATE, 11/17/22  
**Hit 11 3-pointers:** 11 (11-19) vs. DUQUESNE, 11/11/22  
**Hit 12 3-pointers:** 12 (12-23) vs. ROBERT MORRIS, 11/12/21  
**Hit 13 3-pointers:** 13 (13-27) vs. SOUTH CAROLINA, 3/6/21  
**Hit 14 3-pointers:** 14 (14-26) vs. ARKANSAS, 2/9/21  
**Hit 15 3-pointers:** 15 (15-27) vs. GEORGIA, 3/1/12  
**Hit 16 3-pointers:** 16 (16-33) vs. UNC ASHEVILLE, 12/23/96  
**Hit 17 3-pointers:** 20 (20-35) vs. LSU, 3/4/95  
**Hit 18 3-pointers:** 20 (20-35) vs. LSU, 3/4/95  
**Hit 19 3-pointers:** 20 (20-35) vs. LSU, 3/4/95  
**Hit 20 3-pointers:** 20 (20-35) vs. LSU, 3/4/95  
**Hit 21 3-pointers:** 21 (21-48) vs. North Carolina, 12/27/89  
**Hit 22 3-pointers:** Never

## SCORING MARGINS

**Won game by 50 points or more:** 58 vs. MONTANA STATE (W, 86-28), 11/23/14  
**Won game by 60 points or more:** 62 vs. VANDERBILT (W, 106-44), 3/5/03  
**Won game by 70 points or more:** 74 vs. UT MARTIN (W, 124-50), 11/26/94  
**Lost game by 20 points or more:** 20 vs. ALABAMA (L, 85-65), 1/12/21  
**Lost game by 30 points or more:** 34 vs. Duke (L, 118-84), 11/6/18  
**Lost game by 40 points or more:** 41 at Vanderbilt (L, 93-52), 2/12/08  
**Lost game by 50 points or more:** 55 at Kansas (L, 150-95), 12/9/89  
**Lost game by 60 points or more:** 70 at Central (L, 87-17), 1/28/1910  
**Lost game by 70 points or more:** 70 at Central (L, 87-17), 1/28/1910  
**Game decided by one point:** vs. Mississippi State, 3/11/21

(L, 74-73)

**Game decided by two or fewer points:** at Arkansas, 2/26/22 (L, 75-73)  
**Game decided by three or fewer points:** vs. Mississippi State, 3/11/21 (L, 74-73)  
**Two consecutive games decided by one point:** vs. NORTH CAROLINA (W, 73-72), 12/3/11; at Indiana (L, 73-72), 12/10/11  
**Three consecutive games decided by one point:** Never  
**Two consecutive games decided by two or fewer points:** Arkansas (L, 81-80), 2/9/21; Auburn (W, 82-80), 2/13/21  
**Three consecutive games decided by three or fewer points:** at Auburn (L, 99-97 OT), 2/11/74, vs. TENNESSEE (W, 61-58), 2/16/74 and at Ole Miss (L, 61-60), 2/18/74

## COMEBACKS

**Came back from 10-point deficit for win:** 71-66 vs. LSU (2/23/22); Trailed by 11 at 27-16 (7:17 in 1st)  
**Came back from 11-point deficit for win:** 71-66 vs. LSU (2/23/22); Trailed by 11 at 27-16 (7:17 in 1st)  
**Came back from 12-point deficit for win:** 90-81 vs. ALABAMA (2/19/22); Trailed by 13 at 41-28 (5:35 in 1st)  
**Came back from 13-point deficit for win:** 90-81 vs. ALABAMA (2/19/22); Trailed by 13 at 41-28 (5:35 in 1st)  
**Came back from 14-point deficit for win:** 71-70 at Florida (3/7/20); Trailed by 18 at 59-41 (11:48 in 2nd)  
**Came back from 15-point deficit for win:** 71-70 at Florida (3/7/20); Trailed by 18 at 59-41 (11:48 in 2nd)  
**Came back from 16-point deficit for win:** 71-70 at Florida (3/7/20); Trailed by 18 at 59-41 (11:48 in 2nd)  
**Came back from 17-point deficit for win:** 71-70 at Florida (3/7/20); Trailed by 18 at 59-41 (11:48 in 2nd)  
**Came back from 18-point deficit for win:** 71-70 at Florida (3/7/20); Trailed by 18 at 59-41 (11:48 in 2nd)  
**Came back from 19-point deficit for win:** 73-67 vs. Vanderbilt (2/28/17); Trailed by 19 at 25-6 (8:03 in 1st)  
**Came back from 20-point deficit for win:** 82-79 at Vanderbilt (2/22/97); Trailed by 22 at 40-18 (3:51 in 1st)  
**Came back from 30-point deficit for win:** 99-95 at LSU (2/15/94); Trailed by 31 at 68-37 (15:34 in 2nd)  
**Came back from 31-point deficit for win:** 99-95 at LSU (2/15/94); Trailed by 31 at 68-37 (15:34 in 2nd)

## REBOUNDS

**Pulled down 50 rebounds:** 50 (18-32) vs. NORTH FLORIDA, 11/23/22  
**Pulled down 55 rebounds:** 59 (20-39) vs. Arizona State, 11/28/16  
**Pulled down 60 rebounds:** 62 (19-43) vs. Morehead State, 12/16/95

## OVERTIME GAMES

**Played an overtime game:** vs. Michigan State, 11/15/22 (L, 86-77 2OT)  
**Won an overtime game:** MISSISSIPPI STATE, 1/25/22 (W, 82-74 OT)  
**Lost an overtime game:** vs. Michigan State, 11/15/22 (L, 86-77 2OT)  
**Played an SEC overtime game:** MISSISSIPPI STATE, 1/25/22 (W, 82-74 OT)  
**Won an SEC overtime game:** MISSISSIPPI STATE, 1/25/22 (W, 82-74 OT)  
**Lost an SEC overtime game:** at Texas A&M, 2/20/16 (L, 79-77 OT)  
**Played an overtime game in SEC Tournament:** vs. Texas A&M, 3/13/16 (W, 82-77 OT)  
**Won an overtime game in SEC Tournament:** vs. Texas A&M, 3/13/16 (W, 82-77 OT)  
**Played an overtime game in NCAA Tournament:** vs. Saint Peter's, 3/17/22 (L, 85-79 OT)  
**Won an overtime game in NCAA Tournament:** vs. St. Bonaventure, 3/16/00 (W, 85-80 2OT)  
**Lost an overtime game in NCAA Tournament:** vs. Saint Peter's, 3/17/22 (L, 85-79 OT)  
**Played two overtimes:** vs. Michigan State, 11/15/22 (L, 86-77 2OT)  
**Played three overtimes:** vs. TEMPLE 12/7/57 (W, 85-83)  
**Played four or more overtimes:** Never  
**Played two consecutive overtime games:** 1/6/15 vs. OLE MISS (W, 89-86) and 1/10/15 at Texas A&M (70-64)  
**Played three consecutive overtime games:** Never



# THE LAST TIME A UK OPPONENT ...

## INDIVIDUALS

### SCORING

**Scored 25 points:** Daryl Banks III (27), vs. Saint Peter's, 3/17/22  
**Scored 30 points:** JD Notae (30), Arkansas, 2/26/22  
**Scored 35 points:** Bubba Parham (35), VMI, 11/21/18  
**Scored 40 points:** Elston Turner (40), TEXAS A&M, 1/12/13  
**Scored 45 points:** David Robinson (45), Navy, 1/25/87  
**Scored 50 points:** Austin Carr (50), Notre Dame, 12/29/79  
**Scored 60 points:** Pete Maravich (64), LSU, 2/21/70  
**Scored 65 points:** Never  
**Two players had 20 points:** Rasir Bolton (24), Drew Timme (22) and Julian Strawther (20), at Gonzaga, 11/20/22  
**Three players had 20 points:** Rasir Bolton (24), Drew Timme (22) and Julian Strawther (20), at Gonzaga, 11/20/22  
**Two players had 30 points:** Ronnie Henderson (36) and Claren Ceasar (32), LSU, 2/15/94  
**Five players scored in double figures:** LSU, 2/18/20

### FIELD GOALS

**Made 15 FG in a game:** David Robinson (17), NAVY, 1/25/87  
**Made 16 FG in a game:** David Robinson (17), NAVY, 1/25/87  
**Made 17 FG in a game:** David Robinson (17), NAVY, 1/25/87  
**Made 18 FG in a game:** Steve Downing (19), Indiana, 12/11/71  
**Made 19 FG in a game:** Steve Downing (19), Indiana, 12/11/71  
**Made 20 FG in a game:** Johnny Neumann (20), Ole Miss, 1/2/71  
**Made 21 FG in a game:** Austin Carr (21), Notre Dame, 12/29/70  
**Made 22 FG in a game:** Austin Carr (22), Notre Dame, 3/12/70  
**Made 23 FG in a game:** Pete Maravich (23), LSU, 2/21/70  
**Made 24 FG in a game:** Never  
**Attempted 17 FG in a game:** Daryl Banks III (19), vs. Saint Peter's, 3/17/22  
**Attempted 18 FG in a game:** Daryl Banks III (19), vs. Saint Peter's, 3/17/22  
**Attempted 19 FG in a game:** Daryl Banks III (19), vs. Saint Peter's, 3/17/22  
**Attempted 20 FG in a game:** JD Notae (26), Arkansas, 2/26/22  
**Attempted 25 FG in a game:** JD Notae (26), Arkansas, 2/26/22  
**Attempted 30 FG in a game:** Freeman Williams (40), Portland State, 12/16/17  
**Attempted 35 FG in a game:** Freeman Williams (40), PORTLAND STATE, 12/16/77  
**Attempted 40 FG in a game:** Freeman Williams (40), PORTLAND STATE, 12/16/77  
**Attempted 45 FG in a game:** Johnny Neumann (50), Ole Miss, 1/2/71  
**Attempted 50 FG in a game:** Johnny Neumann (50), Ole Miss, 1/2/71  
**Attempted 53 FG in a game:** Pete Maravich (53), LSU, 2/22/69  
**Attempted 54 FG in a game:** Never

### 3-POINTERS

**Made 5 3-pointers in a game:** Daryl Banks III (5), vs. Saint Peter's, 3/17/22  
**Made 6 3-pointers in a game:** Keon Ellis (7), ALABAMA, 2/19/22  
**Made 7 3-pointers in a game:** Keon Ellis (7), ALABAMA, 2/19/22  
**Made 8 3-pointers in a game:** Bubba Parham (10), VMI, 11/18/18  
**Made 9 3-pointers in a game:** Bubba Parham (10), VMI, 11/18/18  
**Made 10 3-pointers in a game:** Bubba Parham (10), VMI, 11/18/18  
**Made 11 3-pointers in a game:** Corey Allmond (11), Sam Houston State, 11/19/2009  
**Made 12 3-pointers in a game:** Never  
**Attempted 10 3-pointers in a game:** Darius Days (10), LSU, 2/23/22  
**Attempted 15 3-pointers in a game:** Bubba Parham (16), VMI, 11/18/18  
**Attempted 16 3-pointers in a game:** Bubba Parham (16), VMI, 11/18/18  
**Attempted 17 3-pointers in a game:** Chris Jackson (17), LSU, 2/15/90  
**Attempted 18 3-pointers in a game:** Jeff Boschee (18), Kansas, 3/14/99  
**Attempted 19 3-pointers in a game:** Never

### FREE THROWS

**Made 10 FT in a game:** Xavier Pinson (12), LSU, 2/23/22  
**Made 11 FT in a game:** Xavier Pinson (12), LSU, 2/23/22  
**Made 12 FT in a game:** Xavier Pinson (12), LSU, 2/23/22  
**Made 13 FT in a game:** Samir Doughty (14), Auburn, 2/1/20  
**Made 14 FT in a game:** Samir Doughty (14), Auburn, 2/1/20

**Made 15 FT in a game:** Brenton Williams (15), South Carolina, 3/1/14  
**Made 16 FT in a game:** Dan Cross (16), FLORIDA, 2/18/95  
**Made 17 FT in a game:** John Mengelt (17), AUBURN, 3/2/70  
**Made 18 FT in a game:** Pete Maravich (18), LSU, 2/21/70  
**Made 19 FT in a game:** Never  
**Attempted 15 FT in a game:** Samir Doughty (15), Auburn, 2/1/20  
**Attempted 20 FT in a game:** Harding McCaleb (25), Louisville, 2/22/1916  
**Attempted 25 FT in a game:** Harding McCaleb (25), Louisville, 2/22/1916  
**Attempted 26 FT in a game:** Never

### REBOUNDS

**15 Rebs:** Dedric Lawson (15), KANSAS, 1/26/19  
**16 Rebs:** Kennedy Meeks (17), North Carolina, 3/26/17  
**17 Rebs:** Kennedy Meeks (17), North Carolina, 3/26/17  
**18 Rebs:** Sean May (19), North Carolina, 12/4/04  
**19 Rebs:** Sean May (19), North Carolina, 12/4/04  
**20 Rebs:** Andrew DeClercq (20), Florida, 1/18/94  
**25 Rebs:** Leon Douglas (25), ALABAMA, 1/20/75  
**30 Rebs:** Kenneth Stanley (30), SOUTHERN CAL, 12/4/61  
**31 Rebs:** Never  
**Two players had 10 rebounds:** Julian Strawther (14) and Anton Watson (10), at Gonzaga, 11/20/22  
**Three players had 10 rebounds:** Craig Victor II (12), Tim Quarterman (10), Ben Simmons (10), LSU, 1/5/16

### ASSISTS

**10 assists:** Tony Trocha-Morelos (10), Texas A&M, 3/4/2017  
**11 assists:** Dwyane Wade (11), Marquette, 3/29/03  
**12 assists:** Edgar Padilla (12), UMass, 3/30/96  
**13 assists:** Billy McCaffrey (14), Vanderbilt, 1/13/93  
**14 assists:** Billy McCaffrey (14), Vanderbilt, 1/13/93  
**15 assists:** Eric Richardson (15), Alabama, 2/4/84  
**16 assists:** Never

### BLOCKS

**5 blocks:** Jamarion Sharp (7), WESTERN KENTUCKY, 12/22/21  
**6 blocks:** Jamarion Sharp (7), WESTERN KENTUCKY, 12/22/21  
**7 blocks:** Jamarion Sharp (7), WESTERN KENTUCKY, 12/22/21  
**8 blocks:** Jarvis Varnado (10), Mississippi State, 1/15/08  
**9 blocks:** Jarvis Varnado (10), Mississippi State, 1/15/08  
**10 blocks:** Jarvis Varnado (10), Mississippi State, 1/15/08  
**11 blocks:** Samaki Walker (11), Louisville, 1/1/95  
**12 blocks:** Never

### STEALS

**5 steals:** Ben Simmons (7), LSU, 3/5/16  
**6 steals:** Ben Simmons (7), LSU, 3/5/16  
**7 steals:** Ben Simmons (7), LSU, 3/5/16  
**8 steals:** Never

## TEAM

### SCORING

**Scored 90 or more points:** 118, Duke, 11/6/18 (L, 118-84)  
**Scored 90 or more points (SEC game):** 90, Georgia, 3/4/09 (L, 90-85)  
**Scored 100 or more points:** 118, Duke, 11/6/18 (L, 118-84)  
**Scored 100 or more points (SEC game):** 101, Arkansas, 2/10/93 (L, 101-94)  
**Scored 110 or more points:** 118, Duke, 11/6/18 (L, 118-84)  
**Scored 110 or more points (SEC game):** 110, Vanderbilt, 3/4/67 (L, 110-94)  
**Scored 120 or more points:** 121, North Carolina, 12/27/89 (L, 121-110)  
**Scored 120 or more points (SEC game):** Never  
**Scored 130 or more points:** 150, Kansas, 12/9/89 (L, 150-95)  
**Scored 140 or more points:** 150, Kansas, 12/9/89 (L, 150-95)  
**Scored 150 or more points:** 150, Kansas, 12/9/89 (L, 150-95)  
**Scored 160 or more points:** Never  
**Scored less than 50 points:** 48, HIGH POINT, 12/31/21 (W, 92-48)  
**Scored less than 50 points (SEC game):** 48, SOUTH CAROLINA, 2/5/19 (W, 76-48)  
**Scored less than 40 points:** 39, West Virginia, 3/26/15 (W, 78-39)  
**Scored less than 40 points (SEC game):** 37, MISSOURI, 1/13/15 (W, 86-37)  
**Scored less than 30 points:** 28, MONTANA STATE, 11/23/14 (W, 86-28)  
**Scored less than 30 points (SEC game):** 26, GEORGIA TECH, 1/28/46 (W, 86-37)  
**Scored less than 20 points:** 18, WESTERN ONTARIO, 12/10/49 (W, 90-21)

**Scored less than 20 points (SEC game):** 18, ALABAMA, 2/10/40 (W, 46-18)  
**Scored less than 10 points:** 9, Tulane, 12/21/34 (W, 39-9)  
**Scored less than 10 points (SEC game):** Never

### SHOOTING PERCENTAGES

**Shot 70% from the field:** Never  
**Shot 60% from the field:** .640 (32-50), at Florida, 3/4/07  
**Shot 50% from the field:** .564 (31-55), at Gonzaga, 11/20/22  
**Shot 30% or less from the field:** .281 (18-64) at Alabama, 2/5/22  
**Shot 20% or less from the field:** .197 (12-61), MONTANA STATE, 11/23/14  
**Shot 10% or less from the field:** Never (shooting percentages not recorded prior to 1947)

### 3-Pointers

**Made 10 or more 3-pointers:** 11 (11-28), vs. Vanderbilt, 3/11/22  
**Made 15 or more 3-pointers:** 19 (19-38), VMI, 11/18/18  
**Made 20 or more 3-pointers:** Never  
**Made zero 3-pointers:** 0 (0-15), Auburn, 1/19/13  
**Attempted 30 or more 3-pointers:** 40 (14-40), ALABAMA, 2/19/22

### FREE THROWS

**Shot 90% or better from FT line:** 90.5 (19-21), at Gonzaga, 11/20/22  
**Shot 100% from FT line:** 6-6, FLORIDA, 2/12/22  
**Shot 50% or less from FT line:** .476 (10-21), NORTH FLORIDA, 11/23/22  
**Attempted 40 FT:** 44 (33-44), Auburn, 2/1/20  
**Attempted five or less FT:** 4 (2-4), HIGH POINT, 12/31/21  
**Made 30 FT:** 33 (33-44), Auburn, 2/1/20

### REBOUNDS

**Pulled down 50 rebounds:** 54 (17-37), Florida, 2/4/17  
**Pulled down 20 offensive rebounds:** 23, LSU, 2/18/20



# RUPP ARENA AT CENTRAL BANK CENTER

## Year-by-Year Records

Season	W-L	Percentage
2022-23	4-0	1.000
2021-22	18-0	1.000
2020-21	5-6	.455
2019-20	16-2	.889
2018-19	17-1	.944
2017-18	16-2	.889
2016-17	15-2	.882
2015-16	17-0	1.000
2014-15	19-0	1.000
2013-14	16-2	.889
2012-13	16-2	.889
2011-12	18-0	1.000
2010-11	15-0	1.000
2009-10	18-0	1.000
2008-09	12-6	.667
2007-08	14-4	.778
2006-07	14-2	.875
2005-06	10-5	.667
2004-05	14-1	.933
2003-04	11-2	.846
2002-03	12-1	.923
2001-02	12-3	.800
2000-01	11-1	.917
1999-2000	14-0	1.000
1998-99	12-1	.923
1997-98	9-3	.750
1996-97	12-1	.923
1995-96	13-0	1.000
1994-95	12-1	.923
1993-94	13-1	.929
1992-93	16-0	1.000
1991-92	15-2	.882
1990-91	13-0	1.000
1989-90	13-2	.867
1988-89	8-6	.571
1987-88	14-2	.875
1986-87	13-2	.867
1985-86	18-0	1.000
1984-85	11-3	.786
1983-84	16-0	1.000
1982-83	14-1	.933
1981-82	15-1	.938
1980-81	15-0	1.000
1979-80	12-3	.800
1978-79	11-4	.733
1977-78	16-0	1.000
1976-77	12-2	.857
<b>Total</b>	<b>637-77</b>	<b>.892</b>

Year Opened:	1976
First Game:	Nov. 27, 1976
All-Time Record:	637-77 (89.2%)
Record Under Calipari:	210-17 (92.4%)
Capacity:	20,500
Record Crowd:	24,479 (1/20/10)
Longest Win Streak:	54 (11/9/10-12/1/12)
Current Win Streak:	23

## Cats Rock at Rupp

The Wildcats are 637-77 (89.2%) in Rupp Arena. Among the most notable marks of dominance as the nation's toughest venue to play include:

- School record 54-game winning streak to begin the John Calipari era
- Kentucky is 345-46 (88.2%) in regular-season SEC games in Rupp
- The Wildcats set a program home record of 19 wins in 2014-15
- UK has gone undefeated at home in six of Calipari's 13 full seasons
- Kentucky has a perfect mark in 14 of Rupp Arena's 46 seasons

## 600 Wins at Rupp in Record Time

With a victory over Fairleigh Dickinson on Dec. 7, 2019, Kentucky reached the 600-win mark at Rupp Arena faster than any other program in NCAA Division I level history. UK needed just 670 games to reach win No. 600 in Rupp Arena.

It took UCLA, which previously owned the fastest pace to 600 wins, 689 games in Pauley Pavilion. Only one other team, Kansas, achieved win No. 600 in fewer than 700 games at its home venue. The Jayhawks reached the significant win in their 699th game.

## Cal Owns Longest Win Streaks in Rupp

With UK's 2011-12 season-opening victory over Marist, UK head coach John Calipari recorded his 34th consecutive win in Rupp Arena as UK's head coach. It broke former UK head coach Rick Pitino's longest streak of 33 games in the venue.

The winning streak reached as long as 54 games. Calipari didn't suffer his first loss in Rupp Arena until losing to Baylor in his fourth season, in 2012-13. The 54-game run, however, was his longest career home winning streak. He also had the second-longest streak in the arena as the Cats won 42 straight from March 4, 2014 to Nov. 25, 2016.

## New Chairbacks, Fewer Seats

After receiving a \$16 million upgrade over the 2014-15 and 2015-16 seasons that enhanced the fan experience with the likes of a new Daktronics center-hung scoreboard, ribbons boards, new corner video boards and a new audio system, Rupp Arena is undergoing an additional transformation as a part of UK's new leasing agreement with the Lexington Center.

Chair-back seating in the upper-level sideline was installed in sections 211-217 and 228-234 for the 2019-20 season. Club areas are available to season ticket holders.

The new seating reduced Rupp Arena's capacity to 20,500.

## Pack the House

Until reducing capacity for the 2019-20 season, Kentucky had led the nation in average home attendance in 20 of 24 seasons. That number included a Rupp Arena record of 24,110 in John Calipari's first season (2009-10) as head coach and averaging more than 23,000 in seven of Calipari's first 10 seasons.

Kentucky averaged 19,338 in 18 home games in 2021-22.

## The Top-Ranked Team at Home

Kentucky has lost just four times at home as the Associated Press top-ranked team in the history of the program and just three times in Rupp Arena. Prior to the losses to Evansville (Nov. 12) and UCLA (Dec. 3, 2016), the other two losses came by just one point.

The Wildcats are 54-3 all-time as the AP No. 1 team in Rupp Arena since its opening in 1976. The first loss was to Auburn, 53-52, on Jan. 9, 1988.

## Coach Cal in Rupp Arena

It's been downright difficult to beat Kentucky in Rupp Arena during the John Calipari era. UK is 210-17 (92.5%) in Rupp Arena under Calipari.

- Kentucky is 24-6 (80.0%) vs. Associated Press Top 25 opponents in Rupp in the Calipari era
- UK is 186-11 (94.4%) vs. AP unranked teams in Rupp under Calipari
- The Wildcats are 108-6 (94.7%) at home vs. nonconference foes under Calipari
- Calipari notched his 100th career win in Rupp Arena as Kentucky's coach with the Wildcats' 110-75 rout of Auburn on Feb. 21, 2014. It took Calipari 104 games to reach the century mark, the fastest of any UK coach

## Cal Passes Hall for Rupp Record

With a 101-70 victory over Cleveland State on Nov. 23, 2016, John Calipari passed former UK head coach Joe B. Hall for most wins in Rupp Arena. Calipari currently has 210 wins inside the historic venue. Hall won 122.

## 2022-23 Opponent Breakdown

### Howard (Nov. 7)

All-time games in Rupp Arena: 1  
UK record in Rupp vs. HU: 1-0  
Last time in Rupp Arena: UK, 95-63 (11/7/22)

### Duquesne (Nov. 11)

All-time games in Rupp Arena: 3  
UK record in Rupp vs. DU: 3-0  
Last time in Rupp Arena: UK, 77-52 (11/11/22)

### South Carolina State (Nov. 17)

All-time games in Rupp Arena: 1  
UK record in Rupp vs. SCSU: 1-0  
Last time in Rupp Arena: UK, 106-63 (11/17/22)

### North Florida (Nov. 23)

All-time games in Rupp Arena: 2  
UK record in Rupp vs. UNF: 2-0  
Last time in Rupp Arena: UK, 96-56 (11/23/22)

### Bellarmine (Nov. 29)

All-time games in Rupp Arena: 0  
UK record in Rupp vs. BU: 0-0  
Last time in Rupp Arena: n/a

### Yale (Dec. 10)

All-time games in Rupp Arena: 0  
UK record in Rupp vs. YU: 0-0  
Last time in Rupp Arena: n/a

### Florida A&M (Dec. 21)

All-time games in Rupp Arena: 0  
UK record in Rupp vs. FAMU: 0-0  
Last time in Rupp Arena: n/a

### Louisville (Dec. 31)

All-time games in Rupp Arena: 20  
UK record in Rupp vs. UL: 16-4  
Last time in Rupp Arena: UK, 78-70<sup>OT</sup> (12/28/19)

### LSU (Jan. 3)

All-time games in Rupp Arena: 34  
UK record in Rupp vs. LSU: 28-6  
Last time in Rupp Arena: UK, 71-66 (2/23/22)

### South Carolina (Jan. 10)

All-time games in Rupp Arena: 28  
UK record in Rupp vs. USC: 26-2  
Last time in Rupp Arena: UK, 92-64 (3/6/21)

### Georgia (Jan. 17)

All-time games in Rupp Arena: 42  
UK record in Rupp vs. UGA: 38-4  
Last time in Rupp Arena: UK, 92-77 (1/8/22)

### Texas A&M (Jan. 21)

All-time games in Rupp Arena: 6  
UK record in Rupp vs. TAMU: 4-2  
Last time in Rupp Arena: UK, 85-74 (1/8/19)

### Kansas (Jan. 28)

All-time games in Rupp Arena: 7  
UK record in Rupp vs. KU: 5-2  
Last time in Rupp Arena: UK, 71-63 (1/26/19)

### Florida (Feb. 4)

All-time games in Rupp Arena: 46  
UK record in Rupp vs. UF: 37-9  
Last time in Rupp Arena: UK, 78-57 (2/12/22)

### Arkansas (Feb. 7)

All-time games in Rupp Arena: 17  
UK record in Rupp vs. UA: 13-4  
Last time in Rupp Arena: UA, 81-80 (2/9/21)

### Tennessee (Feb. 18)

All-time games in Rupp Arena: 46  
UK record in Rupp vs. UT: 39-7  
Last time in Rupp Arena: UK, 107-79 (1/15/22)

### Auburn (Feb. 25)

All-time games in Rupp Arena: 32  
UK record in Rupp vs. AU: 30-2  
Last time in Rupp Arena: UK, 82-80 (2/13/21)

### Vanderbilt (March 1)

All-time games in Rupp Arena: 44  
UK record in Rupp vs. VU: 42-2  
Last time in Rupp Arena: UK, 77-70 (2/2/22)





# COACH CALIPARI

## Calipari Reaches 800 Career Victories in 2021-22

With Kentucky's overtime win over Mississippi State on Jan. 25, 2022, John Calipari reached 800 on-court wins. At the time he was one of just 22 coaches, regardless of NCAA level of classification, to reach that barrier. Only 14 coaches have done it with at least 10 seasons at the Division I level.

Calipari became the fourth-fastest coach to 800 on-court wins ever at 1,037 games. Only Adolph Rupp (972 games), Roy Williams (1,012 games) and Dean Smith (1,029 games) did it faster. At Kentucky, Calipari owns the second-most wins in program history, trailing only the legendary Adolph Rupp, who led the Wildcats for 41 seasons and spanned 1,066 games.

Although Calipari is still climbing the charts, he is doing it nearly as fast as anyone else in NCAA history. When he and Kentucky defeated Ole Miss on March 5, 2019, Calipari became the fourth-fastest coach to 300 wins (369 games) at one program in NCAA history. Only Bill Self (358 games at Kansas), Claire Bee (359 games at Long Island) and Rupp (366 at UK) got there faster.

### **Coaching On-Court Win Totals at the Division I Level through Nov. 23:**

1. Mike Krzyzewski - 1,202
2. Jim Boeheim - 1,102 (*active*)
- 
8. Bob Huggins - 848 (*active*)
9. Cliff Ellis - 821 (*active*)
10. John Calipari - 814 (*active*)

## Calipari Ahead of the Pack at Kentucky

Through 13 seasons at Kentucky, John Calipari's time in Lexington has been every bit as successful -- and more -- as fans hoped it would when he agreed to become the head coach at Kentucky in the spring of 2009.

By just about every measure, he is the most successful coach in college basketball during the last decade-plus. Among schools who have been to at least two Elite Eights and a Final Four since 2009-10, Calipari ranks:

- First in NCAA Tournament wins (31)
- First in Final Four appearances (four)
- First in Elite Eight appearances (seven)
- First in Sweet Sixteen appearances (eight)
- Second in league tournament titles (six)
- Third in regular-season conference titles (six)
- Third in NCAA titles (one)

## First-Ballot Hall of Famer

Kentucky men's basketball coach John Calipari joined basketball's fraternity of legends in September 2015 after being elected to the Naismith Memorial Basketball Hall of Fame on the first ballot.

Calipari joined an elite group of basketball players and coaches in the Naismith Hall of Fame, considered to be one of the ultimate honors in the sport. The Class of 2015 included Calipari, Dick Bevetta, Wildcat Louie Dampier, Lindsay Gaze, Tom Heinsohn, John Isaacs, Spencer Haywood, Lisa Leslie, Dikembe Mutombo, George Raveling and Jojo White.

Calipari was inducted in Springfield, Massachusetts. Nearly 70 former players joined him on stage during his acceptance speech.

## Calipari Receives Jefferson Award

Kentucky men's basketball head coach John Calipari received the Jefferson Award for Outstanding Public Service in Sports by Multiplying Good on Nov. 2. For more than 50 years, Multiplying Good has honored those who put others first. Those receiving the Jefferson Award are empowered to do more, while their stories of extraordinary public service inspire others to action. It is an award that underscores impact.

- Founded over 50 years ago by Jackie Kennedy Onassis, Sen. Bob Taft Jr., and Sam Beard, Multiplying Good is the world's most foremost and highly celebrated organization focused on and honoring public service
- Other recipients of the Jefferson Award include Arthur Ashe, Tom Brokaw, Larry Fitzgerald, Betty Ford, John Glenn, Bob Hope, Steve Jobs, Shaquille O'Neal, General Colin Powell, John D. Rockefeller and Oprah Winfrey
- Calipari is the first men's college basketball coach to receive the honor

## Coach Cal Immortalized at UMass, Clarion, Conference USA

John Calipari's Hall of Fame rise began at UMass, and the school honored his program's breakthrough in the 1990s by unveiling a statue of Calipari on the Amherst campus in September 2021. Calipari was one of four icons synonymous with UMass basketball to earn the honor. Calipari's statue was unveiled next to Marcus Camby, Julius Erving and the late Jack Leaman outside the Mullins Center.

At UMass, Calipari led the Minutemen to a 193-71 on-court record in his eight seasons as head coach from 1989-96. His .731 career winning percentage remains the best in school history, and he ranks second all-time at UMass in victories with 193. Calipari led UMass to five straight NCAA Tournament appearances from 1992 to 1996 after UMass had gone to the NCAAs only once in the first 81 years of the program. His Minutemen made the Atlantic 10's first and only Final Four appearance during the 1996 season, during which they went 35-2

overall and spent 10 weeks ranked No. 1 in the nation. Following the 1996 season, Calipari was named National Coach of the Year by the National Association of Basketball Coaches, The Sporting News and Naismith.

Not only did John Calipari have a statue erected in his honor, the court at Clarion -- Calipari's alma mater -- is now named after the Hall of Famer. The court in Tiffin Gymnasium was officially renamed the John V. Calipari Court in September 2021 and will be known as Coach Cal Court.

Like many coaches, Calipari began his career in basketball on the court as a player. He he was a star high school basketball player at Moon High School in Western Pennsylvania under another Clarion graduate Joe Sacco. Calipari started his college playing career at UNC Wilmington before transferring to Clarion in 1981, helping the Golden Eagles reach their first NCAA Division II Tournament in program history that year.

In the summer of 2022, Calipari was enshrined into the Conference USA Hall of Fame. Calipari is being honored by the league for his impressive tenure as head men's basketball coach at the University of Memphis, where he coached from the 2000-01 season through 2008-09. Calipari led the Tigers to the 2008 NCAA title game, including 38 wins that season, making him the winningest coach for a single season in NCAA history. As a result, he earned his second Naismith National Coach of the Year honor, becoming only the second coach to earn the honor multiple times since its inception in 1987. He was also C-USA Coach of the Year that season.

Calipari, the 2009 Sports Illustrated National Coach of the Year, led the Tigers to nine straight 20-win campaigns and nine consecutive postseason appearances, the only Memphis coach to do that. He posted 252 on-court wins -- 28.0 wins per season -- as the Tigers' head coach, making him the winningest coach in school history. From 2006-08, the Tigers won 104 games, making Calipari the winningest head coach in NCAA Division I history in a three-year span.

## Calipari Named Coach of the Decade

Underscored by more victories than any other coach or program in his first 10 seasons at the helm at Kentucky, more Final Four appearances, a record number of NBA Draft picks, and the 2012 national championship, John Calipari was named the College Basketball Coach of the Decade by Sporting News in January 2020.

In a piece penned by national writer Mike DeCourcy, Sporting News credited Calipari for changing the college basketball landscape. Detailing Calipari's success -- what DeCourcy described as a "college basketball revolution" -- DeCourcy wrote that "no one defined the 2010s in the same way as Calipari ... nor achieved the same degree of consistent success."

In an era where kids can enter the NBA Draft at 19 years old, Calipari masterfully balances the priority of players' long-term professional dreams with individual and team development, leading to on-court success that no other team has matched.

## Calipari Unrivaled in Conference

John Calipari has won 16 league regular-season championships (including six Southeastern Conference titles) seven more than the next-closest coach in the SEC (Bruce Pearl has nine). Calipari has won six SEC Tournament championships at Kentucky and owns 15 conference tournament titles in his career, 11 more than his closest competitors (Kermit Davis and Nate Oats).

Calipari has tallied a 381-120 (76.0%) all-time record within conference play as a head coach and owns a 173-54 (76.2%) record since joining the SEC.

Although he's been publicly outspoken against conference tournaments -- only because he doesn't favor playing three or more games on consecutive days to win the tournament -- his teams have gotten up for them. Calipari's teams at UMass, Memphis and Kentucky have been to 19 conference championship games in his career, winning a remarkable 15 of them. Calipari is 58-14 (80.6%) all-time in conference tournaments, including 24-6 (80.0%) at UK. Calipari ranks third in SEC Tournament wins.

## There's No Place Like Home

John Calipari-coached teams have posted an all-time record of 449-49 (90.2%) record at home in his stops at UMass, Memphis and Kentucky. At UK, Coach Cal is 210-17 (92.5%) in Rupp Arena.

In six of Calipari's 13 complete seasons at Kentucky, the Wildcats have posted an undefeated record at home, including a school-record 19-0 mark during the 2014-15 season.

Calipari owns both of UK's longest winning streaks in the arena. He began his career at UK with a 54-game winning streak at Rupp Arena. It was the longest winning streak since the arena opened in 1976. With a win over Georgia on Feb. 9, 2016, he secured the second-longest streak in the storied building at 34 games (which ended at 42).

Coach	Streak (Yrs)
1. <b>John Calipari</b>	<b>54 (2010-13)</b>
2. <b>John Calipari</b>	<b>42 (2014-17)</b>
3. Rick Pitino	33 (1992-94)
4. Joe B. Hall	30 (1981-82)
5. Rick Pitino	27 (1995-97)

## Life Away From Home Isn't So Bad Either

As good as John Calipari's team's have been at home, they're pretty good in hostile environments on the road. Dating back to the 2005-06 season, Calipari has recorded a 118-59 (66.7%) record on the road. At neutral-site venues, Kentucky is 81-30 (72.3%) under Calipari.



# COACH CALIPARI

## UK vs. AP Ranked Foes Under Cal

### Record as AP Top-Ranked Coach Since 2009-10

Coach	Schools	Records
1. John Calipari	Kentucky	69-8
2. Mark Few	Gonzaga	68-8
3. Mike Krzyzewski	Duke	53-12
4. Bill Self	Kansas	46-9
5. Jay Wright	Villanova	28-6
6. Scott Drew	Baylor	16-4
7. Jim Boeheim	Syracuse	15-4
8. Tom Crean	Indiana	14-3
9. Thad Matta	Ohio State	13-2
10. Sean Miller	Arizona	12-1

### Record as AP Top-Ranked Coach Active

Coach	Schools	Records
1. John Calipari	UK, Memphis, UMass	110-13
2. Mark Few	Gonzaga	68-8
3. Bill Self	Kansas	48-10
4. Bruce Weber	Illinois	30-2
5. Jim Boeheim	Syracuse	24-5
6. Thad Matta	Ohio State	22-3
7. Bob Huggins	Cincinnati	20-4
8. Scott Drew	Baylor	16-4
9. Tom Izzo	Michigan State	15-5
10. Sean Miller	Arizona	12-1

through games on Nov. 23

## All-Time Calipari Draft Picks

Player (School)	Round	Year (Overall)
Bam Adebayo (UK)	First	2017 (14)
Eric Bledsoe (UK)	First	2010 (18)
Devin Booker (UK)	First	2015 (13)
Brandon Boston Jr. (UK)	Second	2021 (51)
Antonio Burks (MEM)	Second	2004 (36)
Marcus Camby (UMASS)	First	1996 (2)
Rodney Carney (MEM)	First	2006 (16)
DeMarcus Cousins (UK)	First	2010 (5)
Willie Cauley-Stein (UK)	First	2015 (6)
Anthony Davis (UK)	First	2012 (1)
Hamidou Diallo (UK)	Second	2018 (45)
Joey Dorsey (MEM)	Second	2008 (33)
C. Douglas-Roberts (MEM)	Second	2008 (40)
Robert Dozier (MEM)	Second	2009 (60)
Tyrece Evans (MEM)	First	2009 (4)
De'Aaron Fox (UK)	First	2017 (5)
S. Gilgeous-Alexander (UK)	First	2018 (11)
Archie Goodwin (UK)	First	2013 (29)
Josh Harrellson (UK)	Second	2011 (45)
Andrew Harrison (UK)	Second	2015 (44)
Tyler Herro (UK)	First	2019 (13)
Isaiah Jackson (UK)	First	2021 (22)
Dakari Johnson (UK)	Second	2015 (48)
Keldon Johnson (UK)	First	2019 (29)
Terrence Jones (UK)	First	2012 (18)
Enes Kanter (UK)	First	2011 (3)
Michael Kidd-Gilchrist (UK)	First	2012 (2)
Brandon Knight (UK)	First	2011 (8)
Kevin Knox (UK)	First	2018 (9)
Skal Labissiere (UK)	First	2016 (28)
Doron Lamb (UK)	Second	2012 (42)
DeAndre Liggins (UK)	Second	2011 (53)
Trey Lyles (UK)	First	2015 (12)
Tyrese Maxey (UK)	First	2020 (21)
Darius Miller (UK)	Second	2012 (46)
Malik Monk (UK)	First	2017 (11)
Jamal Murray (UK)	First	2016 (7)
Nerlens Noel (UK)	First	2013 (6)
Daniel Orton (UK)	First	2010 (29)
Patrick Patterson (UK)	First	2010 (14)
Immanuel Quickley (UK)	First	2020 (25)
Julius Randle (UK)	First	2014 (7)
Nick Richards (UK)	Second	2020 (42)
Lou Roe (UMass)	Second	1995 (30)
Derrick Rose (MEM)	First	2008 (1)
Shaedon Sharpe (UK)	First	2022 (7)
Marquis Teague (UK)	First	2012 (29)
Karl-Anthony Towns (UK)	First	2015 (1)
Tyler Ulis (UK)	Second	2016 (34)
Jarred Vanderbilt (UK)	Second	2018 (41)
Dajuan Wagner (MEM)	First	2002 (6)
John Wall (UK)	First	2010 (1)
PJ Washington (UK)	First	2019 (12)
TyTy Washington Jr. (UK)	First	2022 (29)
Shawne Williams (MEM)	First	2006 (17)
James Young (UK)	First	2014 (17)

## Calipari in Elite Company with Conference Championships

When Kentucky clinched a share of the 2017 Southeastern Conference championship, John Calipari became the first NCAA Division I coach to lead three different programs (UMass, Memphis, Kentucky) to five on-court regular-season league titles five different times. He won the Atlantic 10 at the helm of UMass in 1992, '93, '94, '95 and '96, Memphis claimed the Conference USA crown in 2004, '06, '07, '08 and '09, and Kentucky has captured the SEC six times in 2010, '12, '15, '16, '17 and '20.

Perhaps more impressive is that Calipari has 31 combined regular-season and tournament championships after clinching the SEC regular-season crown in 2020. That trails only Mark Few of Gonzaga (39 titles), among all active coaches. All-time, Calipari trails only the great Adolph Rupp (41) and Few.

## Calipari at No. 1

John Calipari is one of just two coaches (Frank McGuire) to lead three programs to a No. 1 ranking in the Associated Press Top 25.

Calipari has led seven of his 14 UK teams to the No. 1 ranking and eight of his last 16 teams to the top (he's done it 10 times overall). When Coach Cal's teams are at the top, they're difficult to knock off:

- Calipari is 110-13 (89.4%) as the top-ranked Associated Press Top 25 coach in the country
- He's 69-8 (89.6%) when his team is atop the AP Top 25 as UK's head coach
- Calipari tallied a 32-4 mark at UMass at No. 1 and he was 9-1 at Memphis
- His (110) victories are the most among active coaches with victories at No. 1
- Calipari has coached 123 career games as a No. 1 team, fourth most in NCAA history, trailing Krzyzewski (255), John Wooden (228) and Adolph Rupp (127)
- Among coaches who have owned a No. 1 ranking in at least 119 games, Calipari's winning percentage of 89.4% trails only

## UK Collegiate Awards Under Calipari

<b>National Player of the Year</b> John Wall (2010) <i>Adolph Rupp, Yahoo!, Rivals</i>	Kevin Knox (2018) (Coaches) Tyler Herro (2019) (AP) Keldon Johnson (2019) (Coaches)	James Young (2014) Devin Booker (2015) Trey Lyles (2015) Karl-Anthony Towns (2015) Tyler Ulis (2015) Jamal Murray (2016) Bam Adebayo (2017) De'Aaron Fox (2017) Malik Monk (2017) Shai Gilgeous-Alexander (2018) Kevin Knox (2018) Tyler Herro (2019) Keldon Johnson (2019) Tyrese Maxey (2020) Isaiah Jackson (2021) TyTy Washington Jr. (2022)
Anthony Davis (2012) <i>Adolph Rupp, AP, CBS, Basketball Times, Naismith, Sporting News, USBWA, Wooden</i>	<b>SEC Sixth Man of the Year</b> Darius Miller (2012) (Coaches) Kyle Wiltjer (2013) (Coaches) Devin Booker (2015) (Coaches)	
Oscar Tshiebwe (2022) <i>AP, CBS, College Hoops Today, NABC, Naismith, Sporting News, The Athletic, The Field of 68, USBWA, USA Today, Wooden</i>	<b>CoSIDA Academic All-America</b> Alex Poythress (2nd) 2016	
<b>All-America Honors (NCAA Recognized)</b> DeMarcus Cousins (2010) <i>AP (1), NABC (2), USBWA (2), SN (2)</i>	<b>All-SEC</b> DeMarcus Cousins (2010) 1st (Coaches/AP) Patrick Patterson (2010) 1st (Coaches/AP) John Wall (2010) 1st (Coaches/AP) Terrence Jones (2011) 1st (Coaches/AP) Brandon Knight (2011) 1st (Coaches)/2nd (AP) Anthony Davis (2012) 1st (Coaches/AP) Mike Kidd-Gilchrist (2012) 1st (Coaches/AP) Terrence Jones (2012) 2nd (Coaches/AP) Doron Lamb (2012) 2nd (Coaches) Nerlens Noel (2013) 1st (Coaches/AP) Julius Randle (2014) 1st (Coaches/AP) James Young (2014) 2nd (Coaches) Devin Booker (2015) 2nd (Coaches) Willie Cauley-Stein (2015) 1st (Coaches/AP) Aaron Harrison (2015) 2nd (Coaches/AP) Karl-Anthony Towns (2015) 1st (Coaches/AP) Jamal Murray (2016) 1st (Coaches/AP) Tyler Ulis (2016) 1st (Coaches/AP) Bam Adebayo (2017) 2nd (Coaches/AP) De'Aaron Fox (2017) 1st (Coaches/AP) Malik Monk (2017) 1st (Coaches/AP) Shai G.-Alexander (2018) 2nd (Coaches) Kevin Knox (2018) 1st (Coaches) Tyler Herro (2019) 2nd (Coaches) Keldon Johnson (2019) 2nd (Coaches) PJ Washington (2019) 1st (Coaches/AP) Tyrese Maxey (2020) 2nd (Coaches) Nick Richards (2020) 1st (Coaches/AP) Immanuel Quickley (2020) 1st (Coaches/AP) Oscar Tshiebwe (2022) 1st (Coaches/AP) TyTy Washington Jr. (2022) 2nd (Coaches) Sahvir Wheeler (2022) 2nd (Coaches)	<b>NCAA Final Four Team</b> Anthony Davis (MVP) 2012 Michael Kidd-Gilchrist 2012 Doron Lamb 2012 Julius Randle 2014 James Young 2014
<b>SEC Player of the Year</b> John Wall (2010) (Coaches/AP) Anthony Davis (2012) (Coaches/AP) Tyler Ulis (2016) (Coaches/AP) Malik Monk (2017) (AP) Immanuel Quickley (2020) (Coaches) Oscar Tshiebwe (2022) (Coaches/AP)	<b>SEC Defensive Player of the Year</b> Anthony Davis (2012) (Coaches) Nerlens Noel (2013) (Coaches) Willie Cauley-Stein (2015) (Coaches) Tyler Ulis (2016) (Coaches) Ashton Hagans (shared) (2019) (Coaches)	<b>NCAA All-Regional</b> DeMarcus Cousins 2010 John Wall 2010 Josh Harrellson 2011 Brandon Knight (MVP) 2011 DeAndre Liggins 2011 M. Kidd-Gilchrist (MVP) 2012 Anthony Davis 2012 Doron Lamb 2012 Aaron Harrison 2014 Marcus Lee 2014 Julius Randle (MVP) 2014 Willie Cauley-Stein 2015 Andrew Harrison 2015 Karl-Anthony Towns (MVP) 2015 De'Aaron Fox 2017 Isaac Humphries 2017 Tyler Herro 2019 PJ Washington 2019
<b>SEC Freshman (Coaches)/Newcomer (AP) of the Year</b> DeMarcus Cousins (2010) (Coaches) John Wall (2010) (AP) Terrence Jones (2011) (Coaches/AP) Anthony Davis (2012) (Coaches/AP) Nerlens Noel (2013) (Coaches/AP) Julius Randle (2014) (Coaches/AP) Karl-Anthony Towns (2015) (Coaches/AP) Malik Monk (2015) (Coaches/AP)	<b>Coaches' SEC All-Defensive Team</b> Patrick Patterson (2010) DeAndre Liggins (2011) Anthony Davis (2012) Michael Kidd-Gilchrist (2012) Nerlens Noel (2013) Willie Cauley-Stein (2014) Willie Cauley-Stein (2015) Tyler Ulis (2016) Ashton Hagans (2019) Ashton Hagans (2020) Nick Richards (2020) Isaiah Jackson (2021) Oscar Tshiebwe (2022)	<b>SEC All-Tournament Team</b> John Wall (MVP) 2010 Eric Bledsoe 2010 DeMarcus Cousins 2010 Darius Miller (MVP) 2011 Brandon Knight 2011 Josh Harrellson 2011 Anthony Davis 2011 Terrence Jones 2012 Aaron Harrison 2014 Julius Randle 2014 Willie Cauley-Stein (MVP) 2015 Aaron Harrison 2015 Andrew Harrison 2015 Jamal Murray 2016 Tyler Ulis (MVP) 2016 Bam Adebayo 2017 De'Aaron Fox (MVP) 2017 Dominique Hawkins 2017 Wenyen Gabriel 2018 Shai G.-Alexander (MVP) 2018 Kevin Knox 2018



# COACH CALIPARI

Wooden (95.2%) and is ahead of Krzyzewski (85.8%)

- Calipari is 6-4 vs. the AP top-ranked team in the land, including 3-2 at UK after defeating Michigan State in 2019-20
- According to ESPN, his 60.0% winning percentage against AP top-ranked teams is the best for any head coach

## Dream Maker

As someone who prides himself on helping young men reach their dreams, John Calipari has helped 56 players earn selection in the NBA Draft during his college coaching career, including 45 in his first 13 seasons at UK, more than any other coach.

- Four No. 1 overall selections (Derrick Rose, John Wall, Anthony Davis and Karl-Anthony Towns) during the nine drafts from 2008 to 2016. No other coach has more than three No. 1 picks
- In 2010, five of his UK players were selected in the first round for the first time in NBA history
- His six players in the 2012 and 2015 NBA drafts are the most in the two-round era
- Churned out 45 NBA Draft picks, 34 first-rounders (more than the entire Big Ten during the same time span), three No. 1 selections, seven top-five picks and 22 lottery picks at Kentucky
- Of the 66 full-time scholarship players who have finished their college careers at Kentucky under Calipari (did not transfer or leave the program early), 45 have been selected in the NBA Draft, a 68.2% success rate. Another eight of those made the NBA. This does not include the late Terrence Clarke
- Of the 32 players at UK who have declared for the NBA Draft at the conclusion of their freshman seasons, 29 have been first-round picks. All previous players have played game in the NBA. He is 33 for 36 when including his players from Memphis. This does not include the late Terrence Clarke
- Only coach to produce the top two picks in the same draft (2012, Davis and Michael Kidd-Gilchrist)
- Produced a top-10 pick in 12 straight drafts from 2008-19, the only school to do so during that time period
- Eight of his former players have been named NBA All-Stars (28 total and all since 2010), seven have been tabbed All-NBA (13 times), three were named NBA Rookie of the Year, and 15 players from Calipari's first 12 teams at UK have made the NBA All-Rookie teams. Rose was named NBA MVP in 2011 and Davis won NBA All-Star MVP honors in 2017
- He is the only coach in history to have a former player win each of the following awards: NBA Rookie of the Year, NBA Sixth Man of the Year, NBA Most Improved Player of the Year and MVP

## The Success Rate

John Calipari has graduated 100% of the players (25 of 25) who have been eligible to receive their diploma by the end of their senior years and exhausted their athletic eligibility. Of that group, Brad Calipari, current Wildcat Brennan Canada, Zan Payne, Patrick Patterson, Jarrod Polson and Alex Poythress completed their degrees in three years.

In the NCAA's Academic Progress Rate, which measures eligibility, retention and graduation, Kentucky has posted a single-year Academic Progress Rate of 977 or higher in every season under Calipari, including a perfect 1,000 in six of the last seven single-year reports (numbers were not released last year due to the COVID-19 pandemic).

UK's four-year composite score in the most recent report, which was released in May 2020, was a 994 out of 1,000, earning the team an NCAA academic award for the sixth year in a row for finishing in the top 10% of Division I men's basketball programs.

## Developing Talent

John Calipari hasn't just signed the best talent in the country while he's been at Kentucky; he's been the best at developing that talent and getting it ready for the next level.

Of the 43 top-25 Rivals.com players Kentucky has signed who did not transfer or leave the program early (and aren't still actively playing at UK), 37 were drafted and 29 were selected in the first round. This note does not include the late Terrence Clarke. But that's only half the story. Calipari's players don't just make it to the pros, they're better prepared than anyone else. The proof is in the numbers.

Entering the 2022-23 NBA season, Calipari's NBA pros had amassed more than \$3.5 billion in career NBA contracts, which doesn't include endorsement deals and overseas contracts. Of his UK players in the NBA, they have more than \$3 billion in career contracts.

There's more: Of UK's 22 lottery picks in the Calipari era, 20 have earned second contracts in the NBA with 12 of them cashing in on max contracts. The two who haven't earned second contracts, have been drafted in the last four years and are still on their rookie deal. Since Calipari's first draft class, 33 lottery selections have earned max contracts in the NBA. Twelve of those players are Kentucky alums. Duke (four), UConn (two), Georgetown (two) and Kansas (two) are the only other programs to have multiple lottery selections earn a max contract.

## Double-Digit Win Streaks

John Calipari's teams have posted 19 streaks of 10 or more wins at Kentucky, Memphis and UMass, including six at UK. They have won 15 or more straight games nine times, 20 or more six times, 25 or more five times, and 30 or more once. Of course, the most famous streak was the 38-0 start during the 2014-15 season.

1. 38 Kentucky, 2014-15	6. 24 Kentucky, 2011-12	T10. 14 UMass, 1991-92	T16. 10 Kentucky, 2018-19
2. 27 Memphis, 2008-09	7. 19 Kentucky, 2009-10	T12. 12 Memphis, 2007-08	T16. 10 Kentucky, 2010-11
T3. 26 Memphis, 2007-08	8. 16 UMass, 1994-95	T12. 12 Memphis, 2002-03	T16. 10 Memphis, 2001-02
T3. 26 UMass, 1995-96	9. 15 Memphis, 2005-06	T12. 12 UMass, 1992-93	16. 10 UMass, 1993-94
5. 25 Memphis, 2006-07	T10. 14 Kentucky, 2016-17	15. 11 Memphis, 2003-04	

## Calipari Nearly Perfect vs. Former Assistants

John Calipari has made it known that he doesn't enjoy coaching against friends. That hasn't stopped him from winning anyway. Calipari is 18-1 all-time when coaching against former assistants with a win over Tony Barbee and Central Michigan on Nov. 26, 2021. He suffered his first and only loss to a former assistant against former Memphis assistant Josh Pastner, now the head coach of Georgia Tech, on Dec. 6, 2020.

- Orlando Antigua - 1-0
- Derek Kellogg - 1-0
- Steve Roccaforte - 2-0
- Tony Barbee - 9-0
- Chuck Martin - 2-0
- Bruiser Flint - 2-0
- Josh Pastner - 1-1

## Recruiting Trail

The Wildcats have signed more top-25 players under John Calipari's than any other school. Nearly a quarter of all Rivals' top-10 prospects over the past 15 classes have signed with Coach Cal and the Cats. The following list is freshman signees only.

PLAYER (YEAR)	ESPN	RIVALS	247	MCD	JB
Aaron Bradshaw ('23)	5	8	4		
Robert Dillingham ('23)	8	6	13		
Justin Edwards ('23)	2	2	3		
Reed Sheppard ('23)	26	22	44		
D.J. Wagner ('23)	1	3	2		
Chris Livingston ('22)	12	11	12	Y	Y
Ugonna Onyenso ('22)	35~	35	39		
Adou Thiero ('22)	NR	NR	165		
Cason Wallace ('22)	20	8	8	Y	Y
Daimion Collins ('21)	19	18	13	Y	Y
Bryce Hopkins ('21)	33	38	43	Y	Y
Shaedon Sharpe ('21)	1~	1~	1~		
TyTy Washington Jr. ('21)	14	14	19	Y	Y
Devin Askew ('20)	26	33	37	Y	Y
Brandon Boston Jr. ('20)	7	5	6	Y	Y
Terrence Clarke ('20)	10	8	10	Y	Y
Cam/Ron Fletcher ('20)	61	49	80		
Isaiah Jackson ('20)	34	28	34	Y	Y
Lance Ware ('20)	46	36	43		
Kareem Watkins ('20)	NR@	NR@	NR@		
Dontaie Allen ('19)	NR	68	98		
Keion Brooks Jr. ('19)	36	29	14	Y	Y
Brennan Canada ('19)	NR@	NR@	NR@		
Johanny Juzang ('19)	30	34	31		
Tyrese Maxey ('19)	13	10	10	Y	Y
Kahlil Whitney ('19)	12	14	11	Y	Y
Ashton Hagans ('18)	20	13	12		
Tyler Herro ('18)	30	36	38	Y	Y
Keldon Johnson ('18)	7	15	18	Y	Y
EJ Montgomery ('18)	14	11	6	Y	Y
Zan Payne ('18)	NR	NR	NR		
Immanuel Quickley ('18)	25	22	19	Y	Y
Jemal Baker Jr. ('17)	66	82	90		
Hamidou Diallo ('17)	11~	10~	11		
Shai Gilgeous-Alexander ('17)	35	34	20		
Quade Green ('17)	24	22	33	Y	Y
Kevin Knox ('17)	10	10	18	Y	Y
Nick Richards ('17)	17	17	15	Y	Y
Jarred Vanderbilt ('17)	19	14	12	Y	Y
PJ Washington ('17)	12	15	9	Y	Y
Bam Adebayo ('16)	5	7	12	Y	Y
Brad Calipari ('16)	NR	NR	NR		
De'Aaron Fox ('16)	6	6	6	Y	Y
Wenyen Gabriel ('16)	14	13	14	Y	Y
Sacha Killeya-Jones ('16)	24	24	25	Y	Y
Malik Monk ('16)	9	9	10	Y	Y
Tai Wynyard ('16)	NR	NR	NR		
Isaiah Briscoe ('15)	13	10	16	Y	Y
Jonny David ('15)	NR@	NR@	NR@		
Isaac Humphries ('15)	49	NR^	62		
Skal Labissière ('15)	2	1	2	Y	Y
Charles Matthews ('15)	42	48	74	Y	Y
Jamal Murray ('15)	NA^	9	10		
Devin Booker ('14)	18	29	22	Y	Y
Trey Lyles ('14)	6	13	17	Y	Y
Karl-Anthony Towns ('14)	9	5	2	Y	Y
Tyler Ulis ('14)	25	21	20	Y	Y
EJ Florea ('13)	NR@	NR@	NR@		
Aaron Harrison ('13)	9	7	5	Y	Y
Andrew Harrison ('13)	5	5	3	Y	Y
Dominique Hawkins ('13)	NR	NR	151		
Dakari Johnson ('13)	7	9	8	Y	Y
Marcus Lee ('13)	25	19	14	Y	Y
Julius Randle ('13)	3	2	2	Y	Y
Derek Willis ('13)	NR	115	58		
James Young ('13)	8	11	10	Y	Y
Archie Goodwin ('12)	15	14	18	Y	Y
Willie Cauley-Stein ('12)	40	40	47		
Nerlens Noel ('12)	1	2	1	Y	Y
Alex Poythress ('12)	13	8	7	Y	Y
Anthony Davis ('11)	1	2	1	Y	Y
Michael Kidd-Gilchrist ('11)	4	3	2	Y	Y
Sam Malone ('11)	NR@	NR@	NR@		
Brian Long ('11)	NR@	NR@	NR@		
Marquis Teague ('11)	8	5	6	Y	Y
Kyle Wiltjer ('11)	19	22	21	Y	Y
Terrence Jones ('10)	9	13	8*	Y	Y
Enes Kanter ('10)	25	3	3*		
Brandon Knight ('10)	4	6	6*	Y	Y
Doron Lamb ('10)	29	21	28*	Y	Y
Jarrod Polson ('10)	NR@	NR@	NR@*		
Stacey Poole, Jr. ('10)	51	33	67*		
Eric Bledsoe ('09)	NR	23	37*		
DeMarcus Cousins ('09)	4	2	3*	Y	Y
Jon Hood ('09)	92	40	46*		
Daniel Orton ('09)	13	22	17*	Y	Y
John Wall ('09)	5	1	2*	Y	Y

<b>Top-10 Players</b>	<b>28</b>	<b>31</b>	<b>30</b>	
<b>Top-25 Players</b>	<b>53</b>	<b>56</b>	<b>55</b>	
<b>Top-50 Players</b>	<b>67</b>	<b>71</b>	<b>68</b>	
<b>McDonald's All-Americans</b>				<b>40</b>
<b>Jordan Brand Classic All-Americans</b>				<b>49</b>

\* Scout.com ranking | ~ final ranking in the 2023, 2022, 2017 classes before early enrollment | ^ reclassified after final rankings were released @ originally joined team as walk-on



# COACH CALIPARI

## UK vs. AP Ranked Foes Under Cal

Record: 67-45 (.598)

at No. 2 Gonzaga	Nov. 20, 2022	L, 88-72	vs. No. 17 Louisville (NCAAT)	March 31, 2012	W, 69-61
vs. No. 9 Tennessee (SECT)	March 12, 2022	L, 69-62	vs. No. 9 Baylor (NCAAT)	March 25, 2012	W, 82-70
at No. 18 Arkansas	Feb. 26, 2022	L, 75-73	vs. No. 16 Indiana (NCAAT)	March 23, 2012	W, 87-71
vs. No. 25 Alabama	Feb. 19, 2022	W, 90-81	vs. No. 22 Florida (SECT)	March 10, 2012	W, 74-71
at No. 16 Tennessee	Feb. 15, 2022	L, 76-63	at No. 16 Florida	March 4, 2012	W, 74-59
at No. 5 Kansas	Jan. 29, 2022	W, 80-62	vs. No. 8 FLORIDA	Feb. 7, 2012	W, 78-58
at No. 2 Auburn	Jan. 22, 2022	L, 80-71	vs. No. 4 LOUISVILLE	Dec. 31, 2011	W, 69-62
vs. No. 22 TENNESSEE	Jan. 15, 2022	W, 107-79	vs. No. 5 NORTH CAROLINA	Dec. 3, 2011	W, 73-72
at No. 21 LSU	Jan. 4, 2022	L, 65-60	vs. No. 12 Kansas (New York)	Nov. 15, 2011	W, 75-65
vs. No. 9 Duke	Nov. 9, 2021	L, 79-71	vs. No. 9 UConn (NCAAT)	April 2, 2011	L, 56-55
at No. 19 Tennessee	Feb. 20, 2021	W, 70-55	vs. No. 7 N. Carolina (NCAAT)	March 27, 2011	W, 76-69
vs. No. 11 TENNESSEE	Feb. 6, 2021	L, 82-71	vs. No. 1 Ohio State (NCAAT)	March 25, 2011	W, 62-60
at No. 18 Missouri	Feb. 3, 2021	L, 75-70	vs. No. 22 W. Virginia (NCAAT)	March 19, 2011	W, 71-63
at No. 9 Alabama	Jan. 26, 2021	L, 70-59	vs. No. 12 Florida (SECT)	March 13, 2011	W, 70-54
vs. No. 22 N. Carolina (Cleveland)	Dec. 19, 2020	L, 75-63	vs. No. 21 VANDERBILT	March 1, 2011	W, 68-66
vs. No. 7 Kansas (Indianapolis)	Dec. 1, 2020	L, 65-62	vs. No. 13 FLORIDA	Feb. 26, 2011	W, 76-68
vs. No. 15 AUBURN	Feb. 29, 2020	W, 73-66	at No. 21 Vanderbilt	Feb. 12, 2011	L, 81-77
at No. 17 Auburn	Feb. 1, 2020	L, 75-66	at No. 22 Louisville	Dec. 31, 2010	W, 78-63
at No. 18 Texas Tech	Jan. 25, 2020	W, 78-76 <sup>OT</sup>	vs. No. 23 Notre Dame (Louisville)	Dec. 8, 2010	W, 72-58
vs. No. 3 LOUISVILLE	Dec. 28, 2019	W, 78-70 <sup>OT</sup>	vs. No. 13 Washington (Maui)	Nov. 23, 2010	W, 74-67
vs. No. 5 Ohio State (Las Vegas)	Dec. 21, 2019	L, 71-65	vs. No. 6 West Virginia (NCAAT)	March 27, 2010	L, 73-66
vs. No. 1 Mich. State (New York)	Nov. 5, 2019	W, 69-62	vs. No. 15 Tennessee (SECT)	March 13, 2010	W, 74-45
vs. No. 14 Auburn (NCAAT)	March 31, 2019	L, 77-71 <sup>OT</sup>	at No. 19 Tennessee	Feb. 27, 2010	L, 74-65
vs. No. 11 Houston (NCAAT)	March 29, 2019	W, 62-58	at No. 17 Vanderbilt	Feb. 20, 2010	W, 58-56
vs. No. 19 Wofford (NCAAT)	March 23, 2019	W, 62-56	vs. No. 12 TENNESSEE	Feb. 13, 2010	W, 73-62
vs. No. 8 Tennessee (SECT)	March 16, 2019	L, 82-78	vs. No. 25 OLE MISS	Feb. 2, 2010	W, 85-75
at No. 7 Tennessee	March 2, 2019	L, 71-52	vs. No. 21 VANDERBILT	Jan. 30, 2010	W, 85-72
vs. No. 1 TENNESSEE	Feb. 16, 2019	W, 86-69	vs. No. 14 UConn (New York)	Dec. 9, 2009	W, 64-61
vs. No. 19 LSU	Feb. 13, 2019	L, 73-71	vs. No. 10 NORTH CAROLINA	Dec. 5, 2009	W, 68-66
vs. No. 9 KANSAS	Jan. 26, 2019	W, 71-63			
vs. No. 22 MISSISSIPPI STATE	Jan. 22, 2019	W, 76-55			
at No. 14 Auburn	Jan. 19, 2019	W, 82-80			
vs. No. 9 N. Carolina (Chicago)	Dec. 22, 2018	W, 80-72			
vs. No. 4 Duke (Indianapolis)	Nov. 6, 2018	L, 118-84			
vs. No. 13 Tennessee (SECT)	March 11, 2018	W, 77-72			
at No. 10 Auburn	Feb. 14, 2018	L, 76-66			
vs. No. 15 TENNESSEE	Feb. 6, 2018	L, 61-59			
at No. 7 West Virginia	Jan. 27, 2018	W, 83-76			
at No. 23 Tennessee	Jan. 6, 2018	L, 76-65			
vs. No. 4 Kansas (Chicago)	Nov. 14, 2017	L, 65-61			
vs. No. 6 N. Carolina (NCAAT)	March 26, 2017	L, 75-73			
vs. No. 8 UCLA (NCAAT)	March 24, 2017	W, 86-75			
vs. No. 19 Wichita State (NCAAT)	March 19, 2017	W, 65-62			
vs. No. 13 FLORIDA	Feb. 25, 2017	W, 76-66			
at No. 24 Florida	Feb. 4, 2017	L, 88-66			
vs. No. 2 KANSAS	Jan. 28, 2017	L, 79-73			
vs. No. 24 SOUTH CAROLINA	Jan. 21, 2017	W, 85-69			
at No. 10 Louisville	Dec. 21, 2016	L, 73-70			
vs. No. 7 N. Carolina (Las Vegas)	Dec. 17, 2016	W, 103-100			
vs. No. 11 UCLA	Dec. 3, 2016	L, 97-92			
vs. No. 13 Mich. State (New York)	Nov. 15, 2016	W, 69-48			
vs. No. 14 Indiana (NCAAT)	March 19, 2016	L, 73-67			
vs. No. 17 Texas A&M (SECT)	March 13, 2016	W, 82-77			
at No. 4 Kansas	Jan. 30, 2016	L, 90-84			
vs. No. 16 LOUISVILLE	Dec. 27, 2015	W, 75-73			
vs. No. 5 Duke (Chicago)	Nov. 17, 2015	W, 74-63			
vs. No. 3 Wisconsin (NCAAT)	April 4, 2015	L, 71-64			
vs. No. 8 Notre Dame (NCAAT)	March 28, 2015	W, 68-66			
vs. No. 20 W. Virginia (NCAAT)	March 26, 2015	W, 78-39			
vs. No. 21 Arkansas (SECT)	March 15, 2015	W, 78-63			
vs. No. 18 ARKANSAS	Feb. 28, 2015	W, 84-67			
at No. 4 Louisville	Dec. 27, 2014	W, 58-50			
vs. No. 21 NORTH CAROLINA	Dec. 13, 2014	W, 84-70			
vs. No. 6 TEXAS	Dec. 5, 2014	W, 63-51			
vs. No. 5 Kansas (Indianapolis)	Nov. 18, 2014	W, 72-40			
vs. No. 18 UConn (NCAAT)	April 7, 2014	L, 60-54			
vs. No. 12 Wisconsin (NCAAT)	April 5, 2014	W, 74-73			
vs. No. 7 Michigan (NCAAT)	March 30, 2014	W, 75-72			
vs. No. 5 Louisville (NCAAT)	March 28, 2014	W, 74-69			
vs. No. 2 Wichita State (NCAAT)	March 23, 2014	W, 78-76			
vs. No. 1 Florida (SECT)	March 16, 2014	L, 61-60			
at No. 1 Florida	March 8, 2014	L, 84-65			
vs. No. 3 FLORIDA	Feb. 15, 2014	L, 69-59			
vs. No. 4 LOUISVILLE	Dec. 28, 2013	W, 73-66			
at No. 18 North Carolina	Dec. 14, 2013	L, 82-77			
vs. No. 20 Baylor (Dallas)	Dec. 6, 2013	L, 67-62			
vs. No. 2 Mich. State (Chicago)	Nov. 12, 2013	L, 78-74			
vs. No. 11 FLORIDA	March 9, 2013	W, 61-57			
at No. 7 Florida	Feb. 12, 2013	L, 69-52			
at No. 16 Ole Miss	Jan. 29, 2013	W, 87-74			
at No. 4 Louisville	Dec. 29, 2012	L, 80-77			
vs. No. 9 Duke (Atlanta)	Nov. 13, 2012	L, 75-68			
vs. No. 6 Kansas (NCAAT)	April 2, 2012	W, 67-59			

### Calipari's Record at Kentucky ...

vs. No. 1	3-2	vs. Top 25	67-45
vs. Top 3	5-8	Home	24-6
vs. Top 5	13-13	Away	10-20
vs. Top 10	26-26	Neutral	33-19
vs. Top 15	41-31	SEC Tourney	6-3
vs. Top 20	54-40	NCAA Tourney	17-7

## #LaFamilia NBA Awards

<b>NBA Player of the Year</b>		<b>NBA All-Star Team</b>	
Derrick Rose	2011	Devin Booker	2022
		Karl-Anthony Towns	2022
<b>NBA Rookie of the Year</b>		Devin Booker	2021
Karl-Anthony Towns	2016	Anthony Davis	2021
Tyreke Evans	2010	Julius Randle	2021
Derrick Rose	2009	Bam Adebayo	2020
		Devin Booker	2020
<b>NBA Defensive Player of the Year</b>		Anthony Davis	2020
Marcus Camby	2007	Anthony Davis	2019
		Karl-Anthony Towns	2019
<b>NBA Most Improved Player of the Year</b>		DeMarcus Cousins	2018
Julius Randle	2021	Anthony Davis	2018
		Karl-Anthony Towns	2018
<b>NBA Sixth Man of the Year</b>		John Wall	2018
Tyler Herro	2022	DeMarcus Cousins	2017
		Anthony Davis	2017
		John Wall	2017
<b>NBA Cares Community Assist Award</b>		DeMarcus Cousins	2016
Devin Booker	2021	Anthony Davis	2016
D. Cousins (offseason)	2017	John Wall	2016
John Wall	2016	DeMarcus Cousins	2015
		Anthony Davis	2015
<b>All-NBA Team</b>		John Wall	2015
Devin Booker (1st)	2022	Anthony Davis	2014
Karl-Anthony Towns (3rd)	2022	John Wall	2014
Julius Randle (2nd)	2021	Derrick Rose	2012
Anthony Davis (1st)	2020	Derrick Rose	2011
Anthony Davis (1st)	2018	Derrick Rose	2010
Karl-Anthony Towns (3rd)	2018		
Anthony Davis (1st)	2017	<b>All-Star Game MVP</b>	
John Wall (3rd)	2017	Anthony Davis	2017
DeMarcus Cousins (2nd)	2016		
Anthony Davis (1st)	2015	<b>Rising Stars Challenge MVP</b>	
DeMarcus Cousins (2nd)	2015	Jamal Murray	2017
Derrick Rose (1st)	2012	John Wall	2011
Derrick Rose (1st)	2011	Tyreke Evans	2010
<b>All-NBA Rookie Team</b>		<b>Slam Dunk Contest Winner</b>	
Immanuel Quickley (2nd)	2021	Hamidou Diallo	2019
Tyler Herro (2nd)	2020	John Wall	2014
PJ Washington (2nd)	2020		
S. Gilgeous-Alexander (2nd)	2019	<b>3-Point Contest Winner</b>	
Jamal Murray (2nd)	2017	Karl-Anthony Towns	2022
Karl-Anthony Towns (1st)	2016	Devin Booker	2018
Devin Booker (1st)	2016		
Willie Cauley-Stein (2nd)	2016	<b>Skills Challenge Winner</b>	
Nerlens Noel (1st)	2015	Bam Adebayo	2020
Anthony Davis (1st)	2013	Karl-Anthony Towns	2016
M. Kidd-Gilchrist (2nd)	2013	Derrick Rose	2009
Brandon Knight (1st)	2012		
DeMarcus Cousins (1st)	2011		
John Wall (1st)	2011		
Eric Bledsoe (2nd)	2011		
Tyreke Evans (1st)	2010		
Derrick Rose (1st)	2010		
Marcus Camby (1st)	1997		
<b>All-NBA Defensive Team</b>			
Bam Adebayo (2nd)	2022		
Bam Adebayo (2nd)	2021		
Bam Adebayo (2nd)	2020		
Anthony Davis (1st)	2020		
Eric Bledsoe (2nd)	2020		
Eric Bledsoe (1st)	2019		
Anthony Davis (1st)	2018		
Anthony Davis (2nd)	2017		
Anthony Davis (2nd)	2015		
John Wall (2nd)	2015		
Marcus Camby (1st)	2008		
Marcus Camby (1st)	2007		
Marcus Camby (2nd)	2006		
Marcus Camby (2nd)	2005		



# CATS IN THE NBA



## BAM ADEBAYO (Miami Heat)

- Named an NBA All-Star in 2020 and is a three-time selection to the All-NBA Defensive Second Team
- In his sixth season with the Miami Heat



## DEVIN BOOKER (Phoenix Suns)

- First-team selection to the All-NBA Team in 2022 and a three-time NBA All-Star
- In his eighth season with the Phoenix Suns



## BRANDON BOSTON JR. (LA Clippers)

- Second-round pick in the 2021 draft and traded to the Clippers
- Appeared in 51 games during his rookie season and averaged 6.7 points per game



## ANTHONY DAVIS (LA Lakers)

- NBA Champion in 2020, four-time All-NBA selection, eight-time NBA All-Star and All-Star MVP in 2017
- In his 11th season in the NBA and the fourth with the Lakers



## HAMIDOU DIALLO (Detroit Pistons)

- Seen action in more than 200 games as a pro, and averaged a career-best 11.9 ppg in 2021
- In his sixth NBA season and the third with the Pistons



## DE'AARON FOX (Sacramento Kings)

- Averaged a career-best 25.2 points per game in 2020-21
- Was named the Western Conference's Player of the Week on Nov. 21



## WENYEN GABRIEL (LA Lakers)

- Undrafted player who has seen action in five NBA seasons, averaging 6.7 ppg in 2021-22
- In his second season with the Lakers



## SHAI GILGEOUS-ALEXANDER (OKC Thunder)

- In his fifth NBA season and fourth with the Thunder and averaged a career-high 24.5 ppg in 2022
- Was named the Western Conference's Player of the Week on Oct. 31



## TYLER HERRO (Miami Heat)

- Claimed NBA Sixth Man of the Year honors in 2022, leading the league with 20.7 ppg off the bench
- In his fourth season with the Miami Heat, and signed a four-year \$130 extension in October



## ISAIAH JACKSON (Indianapolis Pacers)

- Drafted 22nd overall by Indianapolis in 2021
- Averaged 8.3 points and 1.4 blocks per game in 36 games as a rookie



## KELDON JOHNSON (San Antonio Spurs)

- Signed a four-year, \$80 million extension with San Antonio in August
- Started 74 games and averaged a career-high 17.4 ppg in 2021-22



## KEVIN KNOX II (Detroit Pistons)

- Ninth overall pick in the 2018 NBA Draft and is in his fifth season and first with the Pistons
- Signed a two-year deal with Detroit as a free-agent in the summer of 2022



## TREY LYLES (Sacramento Kings)

- In his eighth season and second with the Kings after being selected 12th overall in 2015
- Averaged a career-high 10.6 points and 5.6 rebounds a game in 2021-22



## TYRESE MAXEY (Philadelphia 76ers)

- In his third season with the 76ers after being drafted 21st overall in 2020
- Averaged 17.5 points, 4.3 assists and 3.2 boards while making 74 starts in 2021-22



## MALIK MONK (Sacramento Kings)

- Signed with the Kings in the offseason, and is playing in his sixth NBA season
- Posted career-best averages of 13.8 points, 3.4 boards and 2.9 assists with the Lakers in 2021-22



## JAMAL MURRAY (Denver Nuggets)

- Returned to action for the Nuggets after missing the entire 2021-22 season following an ACL injury
- Has averaged at least 16.7 points per game in each of his last four seasons played



## NERLENS NOEL (Detroit Pistons)

- Signed with Detroit as a free agent in the offseason
- Playing in his ninth NBA season after being drafted sixth overall in 2013



## IMMANUEL QUICKLEY (New York Knicks)

- Entering his third NBA season with the Knicks after being selected 25th in 2020
- Has averaged at least 11.3 points per game in each of his first two seasons



## JULIUS RANDLE (New York Knicks)

- The 2021 NBA Most Improved Player, is a one-time NBA All-Star and All-NBA Second Team pick
- In his ninth season and fourth with the Knicks



## NICK RICHARDS (Charlotte Hornets)

- Has seen action in more than 70 career games entering his third NBA season
- Seven games into the season, he has already set single-game highs for points, rebounds and FGs



## OLIVIER SARR (Portland Trail Blazers)

- Signed with the Blazers in the offseason as a free agent
- Appeared in 22 games during his rookie season with OKC and averaged 7.0 points per game



## SHAEDON SHARPE (Portland Trail Blazers)

- Drafted seventh overall by the Blazers in the 2022 NBA Draft
- Made his first career start on Oct. 28 against Houston



## KARL-ANTHONY TOWNS (Minnesota Timberwolves)

- Unanimous pick as NBA Rookie of the Year in 2016, entering his eighth season with the Wolves
- Three-time NBA All-Star and two-time All-NBA Third Team selection



## JARRED VANDERBILT (Utah Jazz)

- Selected 41st overall in 2018, entering his sixth season and first with the Jazz
- Averaged career highs in points (6.9) and rebounds (8.4) last year with the Timberwolves



## JOHN WALL (LA Clippers)

- Kentucky's first No. 1 overall selection is in his 12th NBA season and first with the Clippers
- Five-time NBA All-Star and an All-NBA Third Team selection in 2017



## PJ WASHINGTON JR. (Charlotte Hornets)

- In his fourth season with Charlotte after being picked 12th overall in 2019
- Has averaged double-digit scoring in all three seasons of his career



## TYTY WASHINGTON JR. (Houston Rockets)

- Taken 29th overall by the Grizzlies and traded to Houston during the 2022 NBA Draft
- Was an All-SEC Second Team selection who averaged 12.5 points per game with UK in 2021-22

## Player Spotlight



De'Aaron Fox was named the NBA Western Conference Player of the Week on Nov. 21. Fox averaged 25.0 points, 8.0 assists and 3.7 rebounds per game, while leading the Kings to a 3-0 record for the week. For the season, Fox is averaging a career-best 25.4 points per game and shooting at a 55.8% clip. The Kings are off to a 9-6 start to the season. He was a first-team All-Southeastern Conference selection and the SEC Tournament MVP in 2016-17 and led Kentucky to an Elite Eight appearance. Fox was drafted fifth overall by the Kings in 2017.

Scan for updated stats, news and more on each player ...



# COACH CALIPARI

A “players-first” coach with a penchant for helping people reach their dreams, John Calipari, a Naismith Memorial Basketball Hall of Famer, has guided six teams to the Final Four, led one to a national championship and helped 54 players earn selection in the NBA Draft during his 30-year college coaching career.

Calipari guided Kentucky to its eighth national championship and his first national title in 2012. In becoming only the second coach in NCAA history to lead three different schools to the Final Four, he has racked up more than 800 on-court victories, 21 NCAA Tournament on-court appearances, six Final Fours and numerous national coach of the year honors.

From UMass to Memphis and now Kentucky, Calipari’s career has been successful throughout, but his most recent run in Lexington has been the best stretch of his career. During Calipari’s first 13 seasons at UK, he has led all coaches in NCAA Tournament wins (31), Final Fours (four), Elite Eights (seven) and Sweet 16s (eight).

In 2015, Coach Cal led college basketball’s first ever 38-0 team, and became one of just three coaches to make four Final Fours in a five-year span. At the end of the season, Calipari became the 96th coach to join the Naismith Memorial Basketball Hall of Fame.

While building a program out of obscurity at UMass, laying the foundation at Memphis and restoring luster at the sport’s greatest program at Kentucky, he totaled the second-most wins in NCAA history in the first 20 years of a college coaching career.

Quite honestly, though, Calipari’s on-court success overshadows a much more significant picture.

In his goal to lead a players-first program, he has helped more than 50 young men realize their dreams and reach the NBA level with 56 players earning NBA Draft selections, including a record five first-round draft picks in 2010. Two years later, six Wildcats heard their names called at the 2012 draft, the most in the two-round draft era. UK, with Calipari’s help, would tie those six picks again in 2015, including a record-tying four lottery selections. His four No. 1 overall picks are more than any other coach, and he has had 45 players drafted during his first 13 years at Kentucky, including 34 first-round picks.

Calipari’s players have entered the league NBA-ready. His players have garnered 28 All-Star selections -- all since 2010 -- with Anthony Davis winning the game’s MVP honor in 2017. Derrick Rose was named NBA MVP in 2011. Six of his players have been tabbed All-NBA (11 times), three have been named NBA Rookie of the Year and 15 players from Calipari’s first 12 teams at Kentucky have made the NBA All-Rookie teams. He is the only coach in history to have a player win each of the NBA’s major honors: MVP, Rookie of the Year, Most Improved Player and Sixth Man of the Year.

Much like he did at UMass, where his players graduated at nearly 80%, Calipari has stressed academics. Seventeen of his last 20 seniors at Memphis earned their bachelor’s degrees, and all 23 players at UK who were eligible to graduate by the end of their senior years walked away with a diploma in hand, including five players who earned their degree in just three years. Calipari’s teams routinely have posted a combined team grade-point average of 3.0 or better.

Calipari has raised millions of dollars to help the lives of those in need in the Commonwealth and beyond. He has had a particular passion to assist those impacted by natural disasters. For instance, in 2010, he used a telethon to raise more than \$1 million for victims of the devastating earthquake in Haiti. He followed that up with telethons in 2012, raising \$1 million for victims of Superstorm Sandy, in 2017 for victims of Hurricane Harvey, played a leading role in the “Kentucky United” efforts that generated more than \$5 million for victims of devastating tornadoes in Western Kentucky in 2021, and raised nearly \$4 million with the Kentucky Flood Relief Telethon and open practice at Rupp Arena in 2022.

Calipari launched his foundation in 2012, and since then the foundation has worked with several key partners and donated more than \$1.5 million, a figure that does not include matching funds that have been contributed from individuals and corporations. In 2013, Calipari initiated hosting an annual alumni weekend around his basketball fantasy experience with the intent to raise money for charity. After generating \$350,000 for selected organizations and charities during the inaugural game, the weekend has generated millions of dollars for charity since its inception.

In 2019, when federal workers were without pay due to a government shutdown, he, his wife and his foundation assisted workers with financial help and grocery gift cards. He and his wife, Ellen, teamed up with Fayette County Public Schools to help families in need during the COVID-19 pandemic.

His latest efforts include spearheading the creation of the John McLendon Minority Leadership Initiative, a nationwide coach-driven initiative to provide minorities a jump-start to their careers through practical experiences, opportunities to build their network and instilling the values of John McLendon: integrity, education, leadership and mentorship. Participants in the initiative will be known as MLI Future Leaders.

In 2017, Coach Cal was named the head coach of the 2017 USA Basketball Men’s U19 World Cup Team, which finished third at the 2017 FIBA U19 World Cup in Cairo.

Author of five books, including the New York Times Best Seller “Players First: Coaching from the Inside Out,” Calipari is a master of communication and maximizing talent. He lives by the motto that “it’s never a matter of how far you have fallen, but instead it’s about how high you bounce back.”



## BIOGRAPHICAL INFORMATION

**Date of Birth:** Feb. 10, 1959 | **Wife:** Ellen  
**Children:** Erin, Megan, Brad

### Education

Clarion State (1982)

### Head Coaching Experience

University of Massachusetts (1989-96)

New Jersey Nets (NBA) (1997-99)

University of Memphis (2001-09)

University of Kentucky (2010-present)

## COACHING AWARDS

- 2022 Jefferson Award
- 2022 Conference USA Hall of Fame
- 2021 NABC Guardians of the Game Pillar Award - Inclusion
- NABC District 20 Coach of the Year
- USBWA District IV Coach of the Year
- 2020 SEC Coach of the Year (Coaches)
- 2019 *The Sporting News* Coach of the Decade
- 2018 Naismith Hall of Fame 'Service Above Self' Honoree
- 2018 NABC Metropolitan Award
- 2015 Naismith Memorial Basketball Hall of Fame Inductee
- 2015 AP National Coach of the Year
- 2015 Naismith National Coach of the Year
- 2015 NABC National Coach of the Year
- 2015 *The Sporting News* National Coach of the Year
- 2015 Adolph Rupp National Coach of the Year
- 2015 SEC Coach of the Year (AP/Coaches)
- 2015 USBWA District IV Coach of the Year
- 2012 Nell & John Wooden Coach of the Year Leadership Award
- 2012 Naismith National Coach of the Year Finalist
- 2012 SEC Coach of the Year (AP/Coaches)
- 2010 Adolph Rupp National Coach of the Year
- 2010 Naismith National Coach of the Year Finalist
- 2010 SEC Coach of the Year (AP)
- 2010 *Sporting News* SEC Coach of the Year
- 2010 Yahoo! Sports SEC Coach of the Year
- 2010 USBWA District IV Coach of the Year
- 2009 NABC National Co-Coach of the Year
- 2009 *Sports Illustrated* National Coach of the Year
- 2009 Phelan National Coach of the Year
- 2009 Iba National Coach of the Year Finalist
- 2009 C-USA Coach of the Year
- 2008 Naismith National Coach of the Year
- 2008 C-USA Coach of the Year
- 2008 Iba National Coach of the Year Finalist
- 2008 Phelan National Coach of the Year Finalist
- 2007 Phelan National Coach of the Year Finalist
- 2007 USBWA District IV Coach of the Year
- 2007 *Basketball Times* South Region Coach of the Year
- 2006 C-USA Coach of the Year
- 2004 NABC District 7 Coach of the Year
- 1996 Naismith National Coach of the Year
- 1996 NABC National Coach of the Year
- 1996 *The Sporting News* National Coach of the Year
- 1996 Atlantic 10 Coach of the Year
- 1995 Naismith National Coach of the Year Finalist
- 1994 Naismith National Coach of the Year Finalist
- 1994 Atlantic 10 Coach of the Year
- 1993 USBWA District I Coach of the Year
- 1993 Atlantic 10 Coach of the Year



# COACH CALIPARI

## NCAA DIVISION I ACTIVE WINNINGEST COACHES

(On-court by percentage - min. 10 yrs. at Division I level entering the 2022-23 season)

NO.	COACH/TEAM	YRS.	PCT.
1.	Mark Few	23	.836
2.	<b>John Calipari</b>	<b>30</b>	<b>.771</b>
3.	Bill Self	29	.769
4.	Thad Matta	17	.740
5.	Rick Pitino	34	.739

## SINCE 2005-06 ...

Since the 2005-06 season, John Calipari's on-court record ranks him as one of the winningest coaches. Totals through Nov. 23.

	COACH	RECORD
1.	Bill Self	514-108
2.	<b>John Calipari</b>	<b>510-117</b>
3.	Mark Few	502-93
4.	Mike Krzyzewski	481-122
5.	Jay Wright	443-142

## MISCELLANEOUS ON-COURT RECORDS

**Overall On-Court Record:** .....814-243 (.770)  
**March/April Record:**.....167-55 (.752)  
**NCAAT Record:**.....56-20 (.737)  
**Record in Conference Games:**.....381-120 (.760)  
**Record in Conference Tournament:**.....58-14 (.806)

- Calipari owns the NCAA's most single-season wins with 38, tying his own record (Memphis in '08 and UK in '12) in 2015 with 38 wins. He owns the most single-season wins at UMass, Memphis and UK
- Calipari is the winningest coach in NCAA Division I history for a five-year span with 173 victories (2008-12)
- Calipari is the first coach in NCAA Division I history to record five straight on-court 30-win seasons. Memphis hit the 30-win plateau from 2006-09
- Calipari is one of only two coaches (Rick Pitino) to lead three different schools to a Final Four
- Calipari is one of only three coaches (John Wooden, Mike Krzyzewski) to go to four Final Fours in five seasons
- Calipari has advanced to the Sweet Sixteen in 12 of the last 16 NCAA Tournaments and the Elite Eight in 10 of the last 16
- Calipari started with a 54-0 record in Rupp Arena as head coach of the Wildcats
- Calipari has helped 43 players earn selection in the NBA Draft (32 first-round picks) over the last 12 seasons
- Calipari has more wins (327) in a 10-year period (2006-15) than any other coach in college basketball history
- Calipari is the fourth-fastest NCAA Division I men's basketball coach to reach 300 victories at a single school
- Calipari's 31 combined regular season and tournament league titles trail only Mark Few (39) of Gonzaga for the most among active coaches
- Calipari is the fourth-fastest coach to 800 on-court wins, behind Adolph Rupp, Roy Williams and Dean Smith
- Calipari has the second-most wins in school history, behind only Adolph Rupp
- Calipari's 31 NCAA Tournament wins are the most in school history. Rupp had 30

## CAL IN CONFERENCE

SEC COACHES	CONFERENCE	Tournament	NCAA Tournament
	CHAMPIONSHIPS	Championships	Appearances
Nate Oats, Alabama	4	4	5
Eric Musselman, Arkansas	3	1	5
Bruce Pearl, Auburn	8	3	20
Todd Golden, Florida	0	0	1
Mike White, Georgia	3	0	4
<b>John Calipari, Kentucky</b>	<b>16</b>	<b>15</b>	<b>21</b>
Matt McMahon, LSU	4	3	3
Dennis Gates, Missouri	2	2	1
Kermit Davis, Ole Miss	5	4	6
Chris Jans, Mississippi State	4	3	3
Lamont Paris, South Carolina	1	1	1
Rick Barnes, Tennessee	4	2	26
Buzz Williams, Texas A&M	1	0	8
Jerry Stackhouse, Vanderbilt	0	0	0
<b>TOTALS</b>	<b>55</b>	<b>38</b>	<b>104</b>

## CALIPARI VS. ALL OPPONENTS

Abilene Christian .....1-0	Furman .....1-0	Mount St. Mary's.....2-0	Southern Miss .....15-4
Alabama .....19-6	George Mason .....1-0	Murray State.....1-0	Southwest Texas St. ....1-0
Albany.....2-0	George Washington.....8-9	Nevada.....1-0	St. Bonaventure.....17-1
Arizona .....1-1	Georgetown.....2-1	New Hampshire.....5-0	St. John's.....1-0
Arizona State .....2-1	Georgia.....20-3	New Mexico.....1-0	St. Joseph's .....15-5
Arkansas .....13-8	Georgia Tech.....2-2	New Orleans.....1-0	St. Mary's.....1-0
Arkansas-Little Rock .....3-0	Gonzaga .....4-1	NJIT.....1-0	St. Peter's .....1-0
Arkansas-Pine Bluff.....1-0	Grand Canyon.....1-0	North Carolina.....8-4	Stanford.....3-2
Arkansas State.....4-0	Hampton.....1-0	North Carolina State.....1-0	Stephen F. Austin.....1-0
Auburn.....13-6	Hartford.....2-0	North Dakota.....1-0	Stony Brook.....1-0
Austin Peay.....6-1	Harvard.....2-0	North Florida.....2-0	Syracuse.....3-2
Baylor .....1-2	High Point.....1-0	North Texas.....1-0	TCU.....7-1
Belmont.....2-0	Hofstra.....1-0	Northeastern.....3-1	Temple.....13-11
Boise State.....1-0	Holy Cross.....4-1	Northern Kentucky.....2-0	Tennessee.....19-15
Boston.....7-1	Houston.....17-3	Northwestern State.....1-0	Tennessee State.....1-0
Boston College.....2-0	Howard.....2-0	Notre Dame.....2-3	Tennessee Tech.....1-0
Bradley .....1-0	Illinois.....1-1	Oakland.....1-0	Texas.....2-2
Bucknell.....1-0	Illinois State.....1-0	Ohio.....1-0	Texas A&M.....11-3
Buffalo.....3-0	Indiana.....3-2	Ohio State.....1-3	Texas Tech.....1-0
BYU.....1-0	Iowa.....0-1	Oklahoma.....5-1	Towson State.....1-0
Cal State Northridge.....1-0	Iowa State.....2-0	Oklahoma State.....0-2	Troy.....1-0
Canisius.....1-0	Jackson State.....2-0	Old Dominion.....2-0	Tulane.....16-0
Central Conn. St.....2-0	Kansas.....5-7	Ole Miss.....17-5	Tulsa.....11-1
Central Michigan.....1-0	Kansas State.....2-1	Oral Roberts.....1-0	UAB.....15-3
Charlotte.....2-3	Keene State.....1-0	Oregon State.....1-0	UCF.....5-0
Chattanooga.....2-0	Kentucky.....2-4	Pennsylvania.....3-0	UCLA.....4-4
Christian Brothers.....2-0	La Salle.....3-0	Penn State.....4-4	UIC.....1-0
Cincinnati.....6-7	Lafayette (Pa.).....1-0	Pepperdine.....1-0	UNC Asheville.....2-0
Cleveland State.....4-0	Lamar.....5-0	Pittsburgh.....2-1	UNC Greensboro.....2-0
Coastal Carolina.....1-0	LIU-Brooklyn.....1-0	Portland.....3-0	UNC Wilmington.....1-0
Colorado.....1-1	Lipscomb.....1-0	Princeton.....2-0	USF.....10-1
Colorado State.....0-1	Long Beach State.....1-0	Providence.....3-1	Utah.....2-2
Columbia.....1-0	Louisiana Tech.....1-1	Purdue.....2-1	Utah Valley.....2-0
Connecticut.....2-5	Louisville.....17-8	Radford.....1-0	UTEP.....5-0
Coppin State.....1-0	Loyola.....1-0	Rhode Island.....16-2	UT Arlington.....3-0
Cornell.....1-0	Lowell.....2-1	Rice.....4-0	UT Martin.....5-0
Dartmouth.....1-0	LSU.....14-4	Richmond.....1-1	Valparaiso.....1-0
Davidson.....1-0	Manhattan.....2-0	Rider.....1-0	Vanderbilt.....24-4
Dayton.....1-0	Marist.....2-0	Robert Morris.....2-1	Vermont.....3-0
DePaul.....4-2	Marquette.....3-1	Rutgers.....11-4	Villanova.....2-0
Detroit.....1-0	Marshall.....6-0	Saint Louis.....4-3	Virginia.....0-1
Drexel.....2-0	Maryland.....5-3	Saint Peter's.....0-1	Virginia Tech.....3-0
Duke.....1-4	Massachusetts.....1-0	Sam Houston State.....1-0	VMI.....1-0
Duquesne.....13-4	Memphis.....1-0	Samford.....3-0	Wake Forest.....2-1
East Carolina.....7-0	Miami (Fla.).....0-1	Santa Clara.....1-0	Washington.....1-0
East Tennessee State.....4-0	Miami (Ohio).....2-0	Savannah State.....1-0	West Virginia.....13-7
Eastern Kentucky.....4-0	Michigan.....1-0	Seton Hall.....1-1	Western Kentucky.....3-0
Eastern Michigan.....2-0	Michigan State.....3-2	Siena.....4-0	Wichita State.....2-0
Evansville.....0-1	Middle Tennessee.....3-0	SMU.....7-0	Winthrop.....3-0
Fairfield.....1-0	Milwaukee.....1-0	South Carolina.....16-4	Wisconsin.....1-1
Fairleigh Dickinson.....1-0	Mississippi State.....17-1	South Carolina State.....1-0	Wofford.....2-0
Florida.....22-9	Mississippi Valley St.....1-0	Southern.....1-0	Wright State.....1-0
Florida State.....1-1	Missouri.....11-4	Southern Cal.....2-0	Xavier.....2-2
Florida Tech.....0-1	Monmouth.....2-0	South Connecticut.....1-0	Yale.....1-0
Florida State.....5-0	Montana State.....1-0	Southeastern Louisiana.....3-0	
Fort Wayne.....1-0	Morehead State.....3-0	Southern Illinois.....1-0	









# TEAM GAME RECORDS CAL ERA

## MOST DEFENSIVE REBOUNDS

Rebs.	Opp.	Date
42	EASTERN KENTUCKY	11/8/19
39	vs. Arizona State	11/28/16
39	ROBERT MORRIS	11/17/13
39	EASTERN MICHIGAN	1/2/13
38	TROY	11/20/17
38	vs. Hampton	3/19/15
38	EASTERN KENTUCKY	12/7/14
38	vs. Cleveland State	11/24/09

## FEWEST DEFENSIVE REBOUNDS

Rebs.	Opp.	Date
9	at Tennessee	2/16/13
13	NORTH CAROLINA	12/13/14
15	vs. Baylor	12/6/13
15	at Alabama	1/18/11
16	at Auburn	1/22/22
16	FLORIDA	2/27/21
16	at Florida	3/7/20
16	TENNESSEE	3/3/20
16	vs. Ohio State	12/21/19
16	UTAH	12/15/18
16	vs. Wisconsin	4/4/15
16	ALABAMA	1/31/15
16	TEXAS A&M	1/12/13
16	at Auburn	1/11/12
16	vs. UConn	11/24/10

## HIGHEST REBOUND MARGIN

Mg.	Opp.	Date
+36	OHIO	11/19/21
+31	NIJT	11/14/15
+30	NORTH DAKOTA	11/14/18
+30	GRAND CANYON	11/14/14
+29	EASTERN KENTUCKY	11/8/19
+29	SOUTHERN ILLINOIS	11/9/18
+28	NKU	11/10/13
+27	vs. Abilene Christian	3/21/19
+27	vs. Little Rock	1/3/12
+26	vs. Arizona State	11/28/16
+26	LOUISVILLE	12/31/11

## LOWEST REBOUND MARGIN

Mg.	Opp.	Date
-25	at Florida	2/4/17
-18	at Tennessee	2/16/13
-16	vs. Mississippi State	3/11/21
-16	vs. Baylor	12/6/13
-16	vs. Maryland	11/9/12
-15	TENNESSEE	1/18/14
-14	at Ole Miss	3/2/21
-14	at Auburn	2/1/20
-14	at LSU	1/5/16
-13	VANDERBILT	1/5/21

## MOST ASSISTS

Assts.	Opp.	Date
33	vs. Arizona State	11/28/16
30	HARTFORD	12/29/09
28	LIU BROOKLYN	11/23/12
28	vs. UNC Asheville	11/30/09
27	WESTERN KENTUCKY	12/22/21
25	S. CAROLINA STATE	11/17/22
25	at South Carolina	2/8/22
25	CLEVELAND STATE	11/23/16
25	AUBURN	2/21/15
25	vs. UCLA	12/20/14

## FEWEST ASSISTS

Assts.	Opp.	Date
3	LSU	2/23/22
5	RICHMOND	11/29/20
5	LSU	2/22/14
5	at Arkansas	3/2/13
6	at Louisville	12/26/20

6	EVANSVILLE	11/12/19
6	vs. Kansas State	3/22/18
6	at Florida	3/3/18
6	vs. Vanderbilt	3/15/13
6	VANDERBILT	3/1/11

## MOST TURNOVERS

TOs.	Opp.	Date
24	MOREHEAD STATE	11/13/09
23	SAM HOUSTON ST.	11/19/09
22	ETSU	11/17/17
21	vs. Georgia Tech	12/6/20
21	RICHMOND	11/29/20
21	LOUISVILLE	12/31/11
21	vs. Old Dominion	11/20/11
21	NORTH CAROLINA	12/5/09

## FEWEST TURNOVERS

TOs.	Opp.	Date
2	VANDERBILT	1/5/21
3	at Georgia	3/3/15
3	at South Carolina	2/4/12
4	ALABAMA	2/23/16
4	COLUMBIA	12/10/14
4	vs. Wisconsin	4/5/14
4	PORTLAND	11/26/11
5	FLORIDA	2/12/22
5	at Notre Dame	12/11/21
5	vs. Mississippi State	3/11/21
5	vs. Georgia	3/9/18
5	vs. Georgia	3/12/16
5	at Vanderbilt	2/27/16
5	ALABAMA	1/31/15

## MOST BLOCKS

Blks.	Opp.	Date
18	ST. JOHN'S	12/1/11
15	vs. Stony Brook	3/17/16
14	at Georgia	3/3/10
13	LAMAR	11/24/19
13	vs. UCLA	12/20/14
13	at Ole Miss	1/29/13
13	ARKANSAS	1/17/12
13	vs. Kansas	11/15/11
13	MARIST	11/11/11

## FEWEST BLOCKS

Blks.	Opp.	Date
0	at Gonzaga	11/20/22
0	FLORIDA	2/12/22
0	at Kansas	1/29/22
0	at Florida	3/7/20
1	OLE MISS	3/1/22
1	at Tennessee	2/15/22
1	vs. Georgia Tech	12/6/20
1	vs. Wofford	3/23/19
1	vs. Abilene Christian	3/21/19
1	LSU	2/12/19
1	SOUTH CAROLINA	2/5/19
1	at Alabama	1/5/19
1	vs. Georgia	3/9/18
1	at Vanderbilt	1/10/17
1	vs. Alabama	3/11/16
1	at LSU	1/5/16
1	WRIGHT STATE	11/20/15
1	ALABAMA	1/31/15
1	at Missouri	1/29/15
1	vs. Wisconsin	4/5/14
1	at Florida	3/8/14

## MOST STEALS

Stls.	Opp.	Date
15	LAFAYETTE	11/16/12
13	NORTH FLORIDA	11/26/21
13	OLE MISS	1/2/16
13	vs. UConn	12/9/09
12	vs. Michigan State	11/15/22
12	at Alabama	2/5/22
12	vs. North Carolina	12/22/18
12	NORTH DAKOTA	11/14/18
12	STEPHEN F. AUSTIN	11/11/16
12	BOSTON	11/24/15
12	NORTH CAROLINA	12/13/14
12	PROVIDENCE	11/30/14
12	LIPSCOMB	12/15/12
12	PORTLAND	11/26/11
12	vs. Cornell	3/25/10
12	GEORGIA	1/9/10
12	vs. UNC Asheville	11/30/09

## FEWEST STEALS

Stls.	Opp.	Date
0	at Auburn	2/1/20
0	vs. Baylor	12/6/13
1	ARKANSAS	2/9/21
1	vs. Duke	11/6/18
1	at West Virginia	1/27/18
1	vs. Michigan State	11/12/13
1	at Robert Morris	3/19/13
1	vs. West Virginia	3/19/11
1	FLORIDA	2/26/11

## MOST PERSONAL FOULS

Fls.	Opp.	Date
33	at Kansas	1/30/16
32	at South Carolina	1/16/18
31	at Arkansas	1/14/14
31	at North Carolina	12/14/13
30	vs. North Carolina	12/19/20
29	at Auburn	2/1/20
29	at Missouri	2/3/18
29	at South Carolina	3/1/14

## FEWEST PERSONAL FOULS

Fls.	Opp.	Date
5	HIGH POINT	12/31/21
7	DUQUESNE	11/11/22
7	ALABAMA	2/19/22
7	NORTH FLORIDA	11/22/21
7	HARTFORD	12/29/09
8	ROBERT MORRIS	11/12/21
8	MONTANA STATE	11/23/14
8	LAFAYETTE	11/16/12
8	vs. Florida	3/10/12
8	vs. Princeton	3/17/11
8	WINTHROP	12/22/10
8	DREXEL	12/21/09
8	vs. UNC Asheville	11/30/09

## KENTUCKY'S 100-POINT GAMES

Points (Score)	Opponent	Date
115 (115-69)	Arizona State	11/28/16
111 (111-76)	UT MARTIN	11/25/16
110 (110-75)	AUBURN	2/21/15
108 (108-58)	MARIST	11/11/11
107 (107-79)	TENNESSEE	1/15/22
107 (107-73)	UIC	11/26/17
106 (106-63)	S. CAROLINA STATE	11/17/22
105 (105-76)	UT ARLINGTON	11/19/13
104 (104-75)	LIU BROOKLYN	11/23/12
104 (104-61)	HARTFORD	12/29/09
103 (103-100)	vs. North Carolina	12/17/16
102 (102-90)	vs. Indiana	3/23/12
102 (102-92)	RIDER	11/21/09
101 (101-70)	CLEVELAND STATE	11/23/16
101 (101-49)	LAFAYETTE	11/16/12
101 (101-70)	ARKANSAS	11/23/10
100 (100-60)	ROBERT MORRIS	11/12/21
100 (100-58)	TEXAS A&M	1/3/17
100 (100-71)	ETSU	3/18/10



# GAME MARGINS IN CAL ERA

## VICTORY MARGINS

Margin (Score)	Opponent	Date
+58 (86-28)	MONTANA STATE	11/13/14
+52 (101-49)	LAFAYETTE	11/16/12
+50 (108-58)	MARIST	11/11/11
+49 (86-37)	MISSOURI	1/13/15
+48 (92-44)	UT ARLINGTON	11/25/14
+48 (88-40)	RADFORD	11/23/11
+46 (90-44)	MONMOUTH	11/28/18
+46 (115-69)	vs. Arizona State	11/28/16
+44 (92-48)	HIGH POINT	12/31/21
+44 (88-44)	DREXEL	12/21/09

## VICTORY MARGIN IN RUPP ARENA

Margin (Score)	Opponent	Date
+58 (86-28)	MONTANA STATE	11/13/14
+52 (101-49)	LAFAYETTE	1=1/16/12
+50 (108-58)	MARIST	11/11/11
+49 (86-37)	MISSOURI	1/13/15
+48 (92-44)	UT ARLINGTON	11/25/14
+48 (88-40)	RADFORD	11/23/11
+46 (90-44)	MONMOUTH	11/28/18
+44 (92-48)	HIGH POINT	12/31/21
+44 (88-44)	DREXEL	12/21/09
+43 (106-63)	SOUTH CAROLINA STATE	11/17/22
+43 (104-61)	HARTFORD	12/29/09

## VICTORY MARGIN IN SEC PLAY

Margin (Score)	Opponent	Date
+49 (86-37)	MISSOURI	1/13/15
+42 (100-58)	TEXAS A&M	1/3/17
+38 (82-44)	LSU	1/15/11
+35 (87-52)	at Vanderbilt	1/29/19
+35 (110-75)	AUBURN	2/21/15
+34 (82-48)	GEORGIA	2/9/16
+34 (88-54)	MISSOURI	1/27/16
+34 (77-43)	SOUTH CAROLINA	2/14/15
+34 (86-52)	at South Carolina	2/4/12
+31 (90-59)	SOUTH CAROLINA	2/19/11
+31 (101-70)	ARKANSAS	1/23/10

## VICTORY MARGIN ON THE ROAD

Margin (Score)	Opponent	Date
+35 (87-52)	at Vanderbilt	1/29/19
+34 (86-52)	at South Carolina	2/4/12
+31 (79-48)	at Portland	11/19/10
+27 (89-62)	at South Carolina	2/13/16
+26 (81-55)	at LSU	2/6/10
+24 (74-50)	at LSU	1/28/12
+23 (99-76)	at Ole Miss	12/29/16
+22 (70-48)	at Alabama	1/17/15
+22 (75-53)	at Auburn	1/19/13
+20 (69-49)	at Georgia	1/15/19

## VICTORY MARGIN AT A NEUTRAL SITE

Margin (Score)	Opponent	Date
+46 (115-69)	vs. Arizona State	11/28/16
+39 (78-39)	vs. West Virginia	3/26/15
+39 (83-44)	vs. UCLA	12/20/14
+38 (85-47)	vs. Penn State	11/19/11
+35 (79-44)	vs. Abilene Christian	3/21/19
+32 (72-40)	vs. Kansas	11/18/14
+30 (90-60)	vs. Wake Forest	3/20/10
+29 (98-69)	vs. North Carolina	12/18/21
+29 (100-71)	vs. ETSU	3/18/10
+29 (74-45)	vs. Tennessee	3/13/10
+28 (85-57)	vs. Stony Brook	3/17/16

## VICTORY MARGIN IN RUPP ARENA IN THE SEC

Margin (Score)	Opponent	Date
+49 (86-37)	MISSOURI	1/13/15
+42 (100-58)	TEXAS A&M	1/3/17
+38 (82-44)	LSU	1/15/11
+35 (110-75)	AUBURN	2/21/15
+34 (82-48)	GEORGIA	2/9/16
+34 (88-54)	MISSOURI	1/27/16
+34 (77-43)	SOUTH CAROLINA	2/14/15
+31 (90-59)	SOUTH CAROLINA	2/19/11
+31 (101-70)	ARKANSAS	1/23/10
+30 (85-55)	MISSISSIPPI STATE	2/27/13
+30 (79-49)	GEORGIA	3/1/12

## VICTORY MARGIN ON THE ROAD IN THE SEC

Margin (Score)	Opponent	Date
+35 (87-52)	at Vanderbilt	1/29/19
+34 (86-52)	at South Carolina	2/4/12
+27 (89-62)	at South Carolina	2/13/16
+26 (81-55)	at LSU	2/6/10
+24 (74-50)	at LSU	1/28/12
+23 (99-76)	at Ole Miss	12/29/16
+22 (70-48)	at Alabama	1/17/15
+22 (75-53)	at Auburn	1/19/13
+20 (69-49)	at Georgia	1/15/19
+18 (76-58)	at Florida	1/9/21
+18 (74-56)	at Mississippi State	2/25/15
+18 (66-48)	at Tennessee	2/17/15

## VICTORY MARGIN IN THE SEC TOURNAMENT

Margin (Score)	Opponent	Date
+29 (74-45)	vs. Tennessee	3/13/10
+26 (85-59)	vs. Alabama	3/11/16
+24 (91-67)	vs. Auburn	3/14/15
+23 (86-63)	vs. Alabama	3/10/18
+18 (73-55)	vs. Alabama	3/15/19
+18 (85-67)	vs. LSU	3/14/14
+17 (82-65)	vs. Arkansas	3/12/17
+16 (70-54)	vs. Florida	3/13/11
+15 (78-63)	vs. Arkansas	3/15/15
+15 (64-49)	vs. Florida	3/13/15

## VICTORY MARGIN IN THE NCAA TOURNAMENT

Margin (Score)	Opponent	Date
+39 (78-39)	vs. West Virginia	3/26/15
+35 (79-44)	vs. Abilene Christian	3/21/19
+30 (90-60)	vs. Wake Forest	3/20/10
+29 (100-71)	vs. ETSU	3/18/10
+28 (85-57)	vs. Stony Brook	3/17/16
+23 (79-56)	vs. Hampton	3/19/15
+20 (95-75)	vs. Buffalo	3/17/18
+17 (62-45)	vs. Cornell	3/25/10
+16 (87-71)	vs. Iowa State	3/17/12
+15 (81-66)	vs. Western Kentucky	3/15/12
+13 (64-51)	vs. Cincinnati	3/21/15

## LOSS MARGINS

Margin (Score)	Opponent	Date
-34 (118-84)	vs. Duke	11/6/18
-30 (85-55)	at Tennessee	2/16/13
-22 (88-66)	at Florida	2/4/17
-20 (85-65)	ALABAMA	1/26/21
-19 (71-52)	at Tennessee	3/2/19
-19 (84-65)	at Florida	3/18/14
-18 (85-67)	at LSU	1/5/16
-17 (79-62)	vs. Georgia Tech	12/6/20
-17 (84-67)	vs. UConn	11/24/17
-17 (69-52)	at Florida	2/12/13

## LOSS MARGINS IN RUPP ARENA

Margin (Score)	Opponent	Date
-20 (85-65)	ALABAMA	1/26/21
-12 (76-64)	RICHMOND	11/29/20
-12 (83-71)	TEXAS A&M	1/12/13
-11 (82-71)	TENNESSEE	2/6/21
-10 (69-59)	FLORIDA	2/15/14
-9 (64-55)	BAYLOR	12/1/13
-8 (81-73)	TENNESSEE	3/7/20
-6 (79-73)	KANSAS	1/28/17
-5 (97-92)	UCLA	12/3/16
-4 (71-67)	FLORIDA	2/27/21

## LOSS MARGINS IN SEC PLAY

Margin (Score)	Opponent	Date
-30 (85-55)	at Tennessee	2/16/13
-22 (88-66)	at Florida	2/4/17
-20 (85-65)	ALABAMA	1/26/21
-19 (71-52)	at Tennessee	3/2/19
-19 (84-65)	at Florida	3/18/14
-18 (85-67)	at LSU	1/5/16
-17 (69-52)	at Florida	2/12/13
-13 (76-63)	at Tennessee	2/15/22
-13 (80-67)	at Florida	3/3/18
-13 (73-60)	at Arkansas	3/2/13

## LOSS MARGINS ON THE ROAD

Margin (Score)	Opponent	Date
-30 (85-55)	at Tennessee	2/16/13
-22 (88-66)	at Florida	2/4/17
-19 (71-52)	at Tennessee	3/2/19
-19 (84-65)	at Florida	3/18/14
-18 (85-67)	at LSU	1/5/16
-17 (69-52)	at Florida	2/12/13
-16 (88-72)	at Gonzaga	11/0/22
-14 (64-50)	at Notre Dame	11/29/12
-13 (76-63)	at Tennessee	2/15/22
-13 (80-67)	at Florida	3/3/18
-13 (73-60)	at Arkansas	3/2/13

## LOSS MARGINS AT NEUTRAL SITES

Margin (Score)	Opponent	Date
-34 (118-84)	vs. Duke	11/6/18
-17 (79-62)	vs. Georgia Tech	12/6/20
-17 (84-67)	vs. UConn	11/24/17
-16 (64-48)	vs. Vanderbilt	3/15/13
-12 (75-63)	vs. North Carolina	12/19/20
-9 (86-77 2OT)	vs. Michigan State	11/15/22
-8 (79-71)	vs. Duke	11/9/21
-8 (83-75)	vs. UCLA	12/23/17

## LOSS MARGINS ON THE ROAD IN THE SEC

Margin (Score)	Opponent	Date
-22 (88-66)	at Florida	2/4/17
-19 (71-52)	at Tennessee	3/2/19
-19 (84-65)	at Florida	3/18/14
-18 (85-67)	at LSU	1/5/16
-17 (69-52)	at Florida	2/12/13
-13 (76-63)	at Tennessee	2/15/22
-13 (80-67)	at Florida	3/3/18
-13 (73-60)	at Arkansas	3/2/13
-12 (74-62)	at Vanderbilt	2/27/16
-11 (70-59)	at Alabama	1/26/21
-11 (76-65)	at Tennessee	1/6/18
-11 (85-74)	at Texas A&M	2/10/18

## LOSS MARGINS IN RUPP ARENA IN THE SEC

Margin (Score)	Opponent	Date
-20 (85-65)	ALABAMA	1/26/21
-12 (83-71)	TEXAS A&M	1/12/13
-11 (82-71)	TENNESSEE	2/6/21
-10 (69-59)	FLORIDA	2/15/14
-8 (81-73)	TENNESSEE	3/7/20
-4 (71-67)	FLORIDA	2/27/21
-4 (71-67)	ARKANSAS	2/27/14
-2 (73-71)	LSU	2/12/19
-2 (61-59)	TENNESSEE	2/6/18
-2 (66-64)	FLORIDA	1/20/18

## LOSS MARGINS IN THE SEC TOURNAMENT

Margin (Score)	Opponent	Date
-16 (64-48)	vs. Vanderbilt	3/15/13
-7 (69-62)	vs. Tennessee	3/12/22
-7 (71-64)	vs. Vanderbilt	3/11/12
-4 (82-78)	vs. Tennessee	3/16/19
-1 (74-73)	vs. Mississippi State	3/11/21
-1 (61-60)	vs. Florida	3/16/14

## LOSS MARGINS IN THE NCAA TOURNAMENT

Margin (Score)	Opponent	Date
-7 (71-64)	vs. Wisconsin	4/4/15
-7 (73-66)	vs. West Virginia	3/27/10
-6 (85-79)	vs. Saint Peter's	3/17/22
-6 (77-71)	vs. Auburn	3/31/19
-6 (73-67)	vs. Indiana	3/19/16
-6 (60-54)	vs. UConn	3/7/2014
-3 (61-58)	vs. Kansas State	3/22/18
-3 (65-62)	vs. North Carolina	3/26/17
-1 (56-55)	vs. UConn	4/2/11





# JACOB TOPPIN

Senior | Forward | 6-9 | 205 | Brooklyn, N.Y. | Univ. of Rhode Island

- Scored a career-high 20 points and added 10 rebounds in the win over North Florida
- Had 16 points at Gonzaga
- Notched first-career double-double with 15 points and a career-best 11 boards against Howard
- Averaged a team-high 15.5 points per game in its two fall exhibitions
- Averaged 16.8 points per game during the foreign tour in The Bahamas
  - Connected on 56.5% of field-goal attempts and 53.3% from long range
  - Made eight 3-pointers
  - Led the team with 27 points and five 3s against Carleton University
- Has appeared in 53 career games for the Wildcats

## 2022-23 SEASON/CAREER HIGHS\*

Points			
Season	20, NORTH FLORIDA (11/23/22)		
Career	20, NORTH FLORIDA (11/23/22)		
Rebounds			
Season	11, HOWARD (11/7/22)		
Career	11, HOWARD (11/7/22)		
Field Goals			
Season	7, 2x, last N. FLORIDA (11/22/23)		
Career	7, 2x, last N. FLORIDA (11/22/23)		
Field Goals Attempted			
Season	18, at Gonzaga (11/20/22)		
Career	18, at Gonzaga (11/20/22)		
3-Point Field Goals			
Season	1, 3x, last N. FLORIDA (11/22/23)		
Career	3, ALABAMA (11/15/19)		
3-Point Field Goals Attempted			
Season	4, at Gonzaga (11/20/22)		
Career	4, 4x, last at Gonzaga (11/20/22)		
Free Throws			
Season	5, NORTH FLORIDA (11/23/22)		
Career	6, FLORIDA (2/27/21)		
Free Throws Attempted			
Season	8, NORTH FLORIDA (11/23/22)		
Career	8, 2x, last N. Florida (11/23/22)		
Assists			
Season	3, DUQUESNE (11/11/22)		
Career	6, WESTERN KENTUCKY (12/22/21)		
Steals			
Season	2, 2x, last DUQUESNE (11/11/22)		
Career	3, at Ole Miss (3/2/21)		
Blocked Shots			
Season	1, 3x, last S. CAROLINA ST. (11/17/22)		
Career	4, SOUTHERN (12/7/21)		
Minutes Played			
Season	36, at Gonzaga (11/20/22)		
Career	40, ALABAMA (2/19/22)		
MISCELLANEOUS			
	2022-23	CAREER*	
Dunks	6	60	
Double-Figure Scoring Games	4	20	
Double-Figure Rebounding Games	2	2	
Games With Double-Double	2	2	
Games Led Team in Scoring	1	1	
Games Led Team in Rebounding	2	4	
Games Led Team in Assists	0	3	
Games Led Team in Steals	1	4	
Games Led Team in Blocks	0	9	
Games With 3+ Assists	1	6	
Games With 3+ Blocks	0	2	
Games With 3+ Steals	0	1	
Games With 3+ Three-Pointers	0	1	

\*includes Rhode Island statistics

## Game-By-Game Statistics

Opponent	Date	GS	Min	FG-A	Pct.	3FG-A	Pct.	FT-A	Pct.	Off-Def-Tot	PF	Ast	TO	Blk	Stl	Pts
HOWARD	11/7	*	32	5-12	.417	1-2	.500	4-7	.571	3-8-11	2	2	0	0	2	15
DUQUESNE	11/11	*	28	4-12	.333	0-1	.000	0-0	.000	1-7-8	2	3	2	1	2	8
vs. Michigan State	11/15	*	31	3-8	.375	1-3	.333	3-4	.750	1-3-4	4	0	1	1	0	10
S. CAROLINA STATE	11/17	*	20	4-8	.500	0-2	.000	0-1	.000	3-6-9	2	2	0	1	1	8
at Gonzaga	11/20	*	36	7-18	.389	0-4	.000	2-4	.500	1-2-3	2	1	2	0	0	16
NORTH FLORIDA	11/23	*	21	7-15	.467	1-2	.500	5-8	.625	4-6-10	2	1	1	0	0	20

## Career Statistics

Year	GP-GS	Min-Avg	FG-FGA	Pct	3FG-FGA	Pct	FT-FTA	Pct	Off-Def-Tot-Avg	PF-FO	Ast	TO	Blk	Stl	Pts	Avg
2019-20	30-3	560-18.7	55-129	.426	13-53	.245	29-45	.644	42-75-117-3.9	63-0	15	17	12	11	152	5.1
2020-21	24-2	412-17.2	44-99	.444	4-13	.308	32-41	.780	22-63-8-5-3.5	26-0	16	20	6	11	124	5.2
2021-22	29-4	516-17.8	70-126	.556	4-10	.400	35-47	.745	29-64-93-3.2	35-1	32	17	16	10	179	6.2
2022-23	6-6	167-27.9	30-73	.411	3-14	.214	14-24	.583	13-32-45-7.5	14-0	9	6	3	5	77	12.8
<b>TOTAL</b>	<b>89-15</b>	<b>1655-18.6</b>	<b>199-427</b>	<b>.466</b>	<b>24-90</b>	<b>.267</b>	<b>110-157</b>	<b>.701</b>	<b>106-234-340-3.8</b>	<b>138-1</b>	<b>72</b>	<b>60</b>	<b>37</b>	<b>37</b>	<b>532</b>	<b>6.0</b>



# CJ FREDRICK 1

Senior | Guard | 6-3 | 185 | Cincinnati | Univ. of Iowa

- Had a career-high four steals to go with a team-best 17 points against South Carolina State
- Went for 20 points, three rebounds and three assists against Howard
- Averaged 14.5 points on 63.6% shooting from long range in UK's two fall exhibitions
  - Made at least three 3s in both games
- Missed the 2021-22 season due to a hamstring injury
- Prior to the injury, was entering the season as the nation's leading returning in career 3-point field-goal percentage (46.6%) with a minimum of 150 attempts
- Logged 37 minutes in three games during the foreign tour in The Bahamas
  - Averaged 4.0 points per game on 50% shooting and also contributed 2.0 assists per game

2022-23 SEASON/CAREER HIGHS*		
<b>Points</b>		
Season	20, HOWARD (11/7/22)	
Career	23, at Minnesota (12/25/20)	
<b>Rebounds</b>		
Season	3, HOWARD (11/7/22)	
Career	5, ORAL ROBERTS (11/15/19)	
<b>Field Goals</b>		
Season	6, HOWARD (11/7/22)	
Career	8, NORTH CAROLINA (12/8/20)	
<b>Field Goals Attempted</b>		
Season	11, SOUTH CAROLINA ST. (11/17/22)	
Career	12, 2x, last at Minnesota (12/25/20)	
<b>3-Point Field Goals</b>		
Season	4, DUQUESNE (11/11/22)	
Career	5, 3x, last at Minnesota (12/25/20)	
<b>3-Point Field Goals Attempted</b>		
Season	7, 2x, last S. CAROLINA ST. (11/17/22)	
Career	7, 2x, last S. CAROLINA ST. (11/17/22)	
<b>Free Throws</b>		
Season	6, HOWARD (11/7/22)	
Career	6, 3x, last vs. HOWARD (11/7/22)	
<b>Free Throws Attempted</b>		
Season	7, HOWARD (11/7/22)	
Career	8, vs. Cincinnati (12/21/19)	
<b>Assists</b>		
Season	3, 4x, last at Gonzaga (11/20/22)	
Career	6, SOUTHERN (11/27/20)	
<b>Steals</b>		
Season	4, SOUTH CAROLINA ST. (11/17/22)	
Career	4, SOUTH CAROLINA ST. (11/17/22)	
<b>Blocked Shots</b>		
Season	-	
Career	1, 9x, last vs. Grand Canyon (3/20/21)	
<b>Minutes Played</b>		
Season	36, at Gonzaga (11/20/22)	
Career	39, at Minnesota (12/25/20)	
<b>MISCELLANEOUS</b>		
	<b>2022-23</b>	<b>CAREER*</b>
Dunks	0	0
Double-Figure Scoring Games	3	22
Double-Figure Rebounding Games	0	0
Games With Double-Double	0	0
Games Led Team in Scoring	1	5
Games Led Team in Rebounding	0	0
Games Led Team in Assists	0	5
Games Led Team in Steals	1	8
Games Led Team in Blocks	0	3
Games With 3+ Assists	4	25
Games With 3+ Blocks	0	0
Games With 3+ Steals	1	1
Games With 3+ Three-Pointers	2	14

\*includes Iowa statistics

## Game-By-Game Statistics

Opponent	Date	GS	Min	FG-A	Pct.	3FG-A	Pct.	FT-A	Pct.	Off-Def-Tot	PF	Ast	TO	Blk	Stl	Pts
HOWARD	11/7	*	30	6-9	.667	2-5	.400	6-7	.857	0-3-3	0	3	0	0	1	20
DUQUESNE	11/11	*	30	5-9	.556	4-7	.571	0-0	.000	0-2-2	0	3	1	0	0	14
vs. Michigan State	11/15	*	32	2-7	.286	1-6	.167	0-0	.000	0-0-0	4	0	0	0	0	5
S. CAROLINA STATE	11/17	*	20	5-11	.455	3-7	.429	4-4	1.000	1-1-2	1	3	1	0	4	17
at Gonzaga	11/20	*	36	1-9	.111	1-6	.167	0-0	.000	2-0-2	1	3	2	0	1	3
NORTH FLORIDA	11/23		11	1-2	.500	0-1	.000	0-0	.000	0-0-0	1	2	0	0	0	2

## Career Statistics

Year	GP-GS	Min-Avg	FG-FGA	Pct	3FG-FGA	Pct	FT-FTA	Pct	Off-Def-Tot-Avg	PF-FO	Ast	TO	Blk	Stl	Pts	Avg
2019-20	25-25	715-29.8	87-180	.483	47-102	.461	35-44	.795	16-32-48-1.9	43-0	69	32	5	17	256	10.2
2020-21	27-27	666-24.7	72-152	.474	36-76	.474	23-34	.676	5-24-29-1.1	25-0	52	10	4	10	203	7.5
2022-23	6-5	161-26.8	20-47	.426	11-32	.344	10-11	.909	3-6-9-1.5	7-0	14	4	0	6	61	10.2
<b>TOTAL</b>	<b>58-57</b>	<b>1542-26.6</b>	<b>179-379</b>	<b>.472</b>	<b>94-210</b>	<b>.448</b>	<b>68-89</b>	<b>.764</b>	<b>24-62-86-1.5</b>	<b>75-0</b>	<b>135</b>	<b>46</b>	<b>9</b>	<b>33</b>	<b>520</b>	<b>9.0</b>



# SAHVIR WHEELER 2

Senior | Guard | 5-9 | 180 | Houston | Univ. of Georgia

## 2022-23 SEASON/CAREER HIGHS

<b>Points</b>		
Season	16, vs. Michigan State (11/15/22)	
Career	27, at Florida (2/20/21)	
<b>Rebounds</b>		
Season	6, DUQUESNE (11/11/22)	
Career	11, LSU (2/23/21)	
<b>Field Goals</b>		
Season	6, vs. Michigan State (11/15/22)	
Career	12, vs. North Carolina (12/18/21)	
<b>Field Goals Attempted</b>		
Season	16, vs. Michigan State (11/15/22)	
Career	18, 2x, last AUBURN (1/13/21)	
<b>3-Point Field Goals</b>		
Season	2, vs. Michigan State (11/15/22)	
Career	3, 2x, last at LSU (1/6/21)	
<b>3-Point Field Goals Attempted</b>		
Season	6, vs. Michigan State (11/15/22)	
Career	8, at LSU (1/6/21)	
<b>Free Throws</b>		
Season	4, SOUTH CAROLINA ST. (11/17/22)	
Career	8, at Florida (2/20/21)	
<b>Free Throws Attempted</b>		
Season	4, 2x, last S. CAROLINA ST. (11/17/22)	
Career	11, OLE MISS (1/30/21)	
<b>Assists</b>		
Season	11, DUQUESNE (11/11/22)	
Career	14, NORTH FLORIDA (11/26/21)	
<b>Steals</b>		
Season	2, 2x, last vs. Mich. St. (11/15/22)	
Career	5, at Florida (2/20/21)	
<b>Blocked Shots</b>		
Season	1, 2x, last vs. Mich. St. (11/15/22)	
Career	1, 5x, last vs. Mich. St. (11/15/22)	
<b>Minutes Played</b>		
Season	40, vs. Michigan State (11/15/22)	
Career	42, ALABAMA (2/8/20)	

MISCELLANEOUS	2022-23	CAREER*
Dunks	0	0
Double-Figure Scoring Games	2	51
Double-Figure Rebounding Games	0	1
Games With Double-Double	1	11
Games Led Team in Scoring	0	10
Games Led Team in Rebounding	0	2
Games Led Team in Assists	4	77
Games Led Team in Steals	1	23
Games Led Team in Blocks	0	2
Games With 3+ Assists	5	82
Games With 3+ Blocks	0	0
Games With 3+ Steals	0	12
Games With 3+ Three-Pointers	0	2

\*includes Georgia statistics

- Leads the SEC and ranks fourth nationally with 7.6 assists per game
- Posted 16 points, eight assists and two steals against Michigan State
- After missing the Howard game with a right-leg injury, came off the bench to register a double-double with 11 points and a game-high 11 assists
- Named to the Bob Cousy Award Preseason Watch List, the Naismith Player of the Year watch list and to the Wooden Award watch list
- Voted a preseason All-SEC First Team selection by the league's media and coaches
- 2022 Bob Cousy Award finalist
  - All-SEC Second Team selection (coaches) in 2022
- Led the SEC in assists per game with 6.9 per game, also ranked in the top 10 nationally
  - Has led the league in assists per game in each of the last two seasons
- Averaged 14.5 points and 6.0 assists per game in four outings in The Bahamas

## Game-By-Game Statistics

Opponent	Date	GS	Min	FG-A	Pct.	3FG-A	Pct.	FT-A	Pct.	Off-Def-Tot	PF	Ast	TO	Blk	Stl	Pts
HOWARD	11/7			DNP - Right leg injury												
DUQUESNE	11/11		28	4-7	.571	1-2	.500	2-2	1.000	1-5-6	1	11	2	1	2	11
vs. Michigan State	11/15		40	6-16	.375	2-6	.333	2-4	.500	0-0-0	1	8	3	1	2	16
S. CAROLINA STATE	11/17	*	26	1-3	.333	0-1	.000	4-4	1.000	0-3-3	1	10	0	0	1	6
at Gonzaga	11/20	*	17	2-6	.333	1-4	.250	2-3	.667	0-1-1	4	4	1	0	0	7
NORTH FLORIDA	11/23	*	23	2-5	.400	1-1	1.000	0-0	.000	0-1-1	3	5	1	0	0	5

## Career Statistics

Year	GP-GS	Min-Avg	FG-FGA	Pct	3FG-FGA	Pct	FT-FTA	Pct	Off-Def-Tot-Avg	PF-FO	Ast	TO	Blk	Stl	Pts	Avg
2019-20	31-17	848-27.4	103-218	.472	16-50	.320	58-83	.699	17-59-76-2.5	85-1	139	91	0	26	280	9.0
2020-21	26-26	903-34.7	135-338	.399	18-80	.225	76-103	.738	18-82-100-3.8	70-3	193	115	1	44	364	14.0
2021-22	30-29	934-31.1	120-272	.441	16-52	.308	46-59	.780	18-59-77-2.6	71-0	207	91	2	33	302	10.1
2022-23	5-3	133-26.7	15-37	.405	5-14	.357	10-13	.769	1-10-11-2.2	10-0	38	7	2	5	45	9.0
<b>TOTAL</b>	<b>92-75</b>	<b>2819-30.6</b>	<b>373-865</b>	<b>.431</b>	<b>55-196</b>	<b>.281</b>	<b>190-258</b>	<b>.736</b>	<b>54-210-264-2.9</b>	<b>236-4</b>	<b>577</b>	<b>304</b>	<b>5</b>	<b>108</b>	<b>991</b>	<b>10.8</b>



# ADOU THIERO 3

Freshman | Guard | 6-6 | 200 | Leetsdale, Pa. | Quaker Valley HS

## 2022-23 SEASON/CAREER HIGHS\*

<b>Points</b>		
Season	6, S. CAROLINA STATE (11/17/22)	
Career	6, S. CAROLINA STATE (11/17/22)	
<b>Rebounds</b>		
Season	5, HOWARD (11/7/22)	
Career	5, HOWARD (11/7/22)	
<b>Field Goals</b>		
Season	2, S. CAROLINA STATE (11/17/22)	
Career	2, S. CAROLINA STATE (11/17/22)	
<b>Field Goals Attempted</b>		
Season	3, S. CAROLINA STATE (11/17/22)	
Career	3, S. CAROLINA STATE (11/17/22)	
<b>3-Point Field Goals</b>		
Season	1, NORTH FLORIDA (11/23/22)	
Career	1, NORTH FLORIDA (11/23/22)	
<b>3-Point Field Goals Attempted</b>		
Season	2, NORTH FLORIDA (11/23/22)	
Career	2, NORTH FLORIDA (11/23/22)	
<b>Free Throws</b>		
Season	4, HOWARD (11/7/22)	
Career	4, HOWARD (11/7/22)	
<b>Free Throws Attempted</b>		
Season	6, HOWARD (11/7/22)	
Career	6, HOWARD (11/7/22)	
<b>Assists</b>		
Season	1, 2x, last S. CAROLINA ST. (11/17/22)	
Career	1, 2x, last S. CAROLINA ST. (11/17/22)	
<b>Steals</b>		
Season	-	
Career	-	
<b>Blocked Shots</b>		
Season	2, NORTH FLORIDA (11/23/22)	
Career	2, NORTH FLORIDA (11/23/22)	
<b>Minutes Played</b>		
Season	14, HOWARD (11/7/22)	
Career	14, HOWARD (11/7/22)	
<b>MISCELLANEOUS</b>		
	<b>2022-23</b>	<b>CAREER*</b>
Dunks	1	1
Double-Figure Scoring Games	0	0
Double-Figure Rebounding Games	0	0
Games With Double-Double	0	0
Games Led UK in Scoring	0	0
Games Led UK in Rebounding	0	0
Games Led UK in Assists	0	0
Games Led UK in Steals	0	0
Games Led UK in Blocks	0	0
Games With 3+ Assists	0	0
Games With 3+ Blocks	0	0
Games With 3+ Steals	0	0
Games With 3+ Three-Pointers	0	0

- Had five points and a pair of blocks against North Florida
- Logged six points, four boards and an assist in win over South Carolina State
- Totaled four points and five rebounds against Howard in collegiate debut
- Notched 21 points, 12 rebounds, six assists and three steals in the Blue-White Game
- Scored 6.3 points and added 3.0 rebounds in 14.3 minutes per game in four appearances in The Bahamas
- Averaged 23.3 points, 10.3 rebounds, 5.9 assists, 3.9 steals and 2.3 blocks per game and directed Quaker Valley to a 27-1 record and a 14-0 mark in league play as a senior in high school
- Finished his career with 1,624 career points which ranked as the third most in team history
- Had a 44-point performance against Hopewell which snapped the school's single-game scoring record

## Game-By-Game Statistics

Opponent	Date	GS	Min	FG-A	Pct.	3FG-A	Pct.	FT-A	Pct.	Off-Def-Tot	PF	Ast	TO	Blk	Stl	Pts
HOWARD	11/7	14		0-1	.000	0-0	.000	4-6	.667	1-4-5	0	1	1	0	0	4
DUQUESNE	11/11			DNP - Coach's decision												
vs. Michigan State	11/15			DNP - Coach's decision												
S. CAROLINA STATE	11/17	9		2-3	.667	0-0	.000	2-3	.667	1-3-4	3	1	2	0	0	6
at Gonzaga	11/20			DNP - Coach's decision												
NORTH FLORIDA	11/23	12		1-2	.500	1-2	.500	2-2	1.000	0-1-1	2	0	0	2	0	5

## Career Statistics

Year	GP-GS	Min-Avg	FG-FGA	Pct	3FG-FGA	Pct	FT-FTA	Pct	Off-Def-Tot-Avg	PF-FO	Ast	TO	Blk	Stl	Pts	Avg
2022-23	3-0	35-11.6	3-6	.500	1-2	.500	8-11	.727	2-8-10-3.3	5-0	2	3	2	0	15	5.0
<b>TOTAL</b>	<b>3-0</b>	<b>35-11.6</b>	<b>3-6</b>	<b>.500</b>	<b>1-2</b>	<b>.500</b>	<b>8-11</b>	<b>.727</b>	<b>2-8-10-3.3</b>	<b>5-0</b>	<b>2</b>	<b>3</b>	<b>2</b>	<b>0</b>	<b>15</b>	<b>5.0</b>



# DAIMION COLLINS 4

Sophomore | Forward | 6-9 | 210 | Atlanta, Texas | Atlanta HS

## 2022-23 SEASON/CAREER HIGHS

Points		
Season	6, S. CAROLINA ST. (11/17/22)	
Career	14, ROBERT MORRIS (11/12/21)	
Rebounds		
Season	7, S. CAROLINA ST. (11/17/22)	
Career	8, HIGH POINT (12/31/21)	
Field Goals		
Season	2, 2x, last N. FLORIDA (11/23/22)	
Career	7, ROBERT MORRIS (11/12/21)	
Field Goals Attempted		
Season	7, NORTH FLORIDA (11/23/22)	
Career	10, NORTH FLORIDA (11/26/21)	
3-Point Field Goals		
Season	-	
Career	-	
3-Point Field Goals Attempted		
Season	1, NORTH FLORIDA (11/23/22)	
Career	2, NORTH FLORIDA (11/26/21)	
Free Throws		
Season	2, 2x, last S. CAROLINA ST. (11/17/22)	
Career	6, at Alabama (2/5/22)	
Free Throws Attempted		
Season	4, vs. Michigan State (11/15/22)	
Career	6, at Alabama (2/5/22)	
Assists		
Season	1, NORTH FLORIDA (11/23/22)	
Career	3, ROBERT MORRIS (11/12/21)	
Steals		
Season	1, 2x, last at Gonzaga (11/20/22)	
Career	1, 8x, last at Gonzaga (11/20/22)	
Blocked Shots		
Season	2, 2x, last N. FLORIDA (11/23/22)	
Career	4, ROBERT MORRIS (11/12/21)	
Minutes Played		
Season	18, 2x, last S. CAROLINA ST. (11/17/22)	
Career	25, NORTH FLORIDA (11/26/21)	
MISCELLANEOUS		
	2022-23	CAREER
Dunks	1	23
Double-Figure Scoring Games	0	3
Double-Figure Rebounding Games	0	0
Games With Double-Double	0	0
Games Led UK in Scoring	0	0
Games Led UK in Rebounding	0	1
Games Led UK in Assists	0	0
Games Led UK in Steals	0	0
Games Led UK in Blocks	0	7
Games With 3+ Assists	0	1
Games With 3+ Blocks	0	3
Games With 3+ Steals	0	0
Games With 3+ Three-Pointers	0	0

- Scored six points and added seven rebounds in the win over South Carolina State
- Made his first appearance of the season against Michigan State after missing the Howard and Duquesne games due to personal reasons
- Had 10 points, eight boards and a pair of blocks in the Blue-White Game
- Averaged 10.0 points per game on 60.7% shooting and added 5.3 rebounds in four games in The Bahamas
- Owns a 46.5-inch vertical set at the 2022 Pro Day
- Had three double-figure scoring efforts as a freshman, including a career-high 14 against Robert Morris

## Game-By-Game Statistics

Opponent	Date	GS	Min	FG-A	Pct.	3FG-A	Pct.	FT-A	Pct.	Off-Def-Tot	PF	Ast	TO	Blk	Stl	Pts
HOWARD	11/7			DNP - Personal reasons												
DUQUESNE	11/11			DNP - Personal reasons												
vs. Michigan State	11/15	18	0-1	.000	0-0	.000	2-4	.500	0-1-1	2	0	1	0	1	2	
S. CAROLINA STATE	11/17	18	2-4	.500	0-0	.000	2-2	1.000	1-6-7	1	0	3	2	0	6	
at Gonzaga	11/20	4	0-0	.000	0-0	.000	0-0	.000	0-0-0	1	0	1	0	1	0	
NORTH FLORIDA	11/23	17	2-7	.286	0-1	.000	0-0	.000	1-4-5	4	1	1	2	0	4	

## Career Statistics

Year	GP-GS	Min-Avg	FG-FGA	Pct	3FG-FGA	Pct	FT-FTA	Pct	Off-Def-Tot-Avg	PF-FO	Ast	TO	Blk	Stl	Pts	Avg
2021-22	27-1	198-7.3	30-52	.577	0-3	.000	18-21	.857	18-37-55-2.0	33-0	4	16	20	6	78	2.9
2022-23	4-0	57-14.3	4-12	.333	0-1	.000	4-6	.667	2-11-13-3.3	8-0	1	6	4	2	12	3.0
<b>TOTAL</b>	<b>31-1</b>	<b>255-8.2</b>	<b>34-64</b>	<b>.531</b>	<b>0-4</b>	<b>.000</b>	<b>22-27</b>	<b>.815</b>	<b>20-48-68-2.2</b>	<b>41-0</b>	<b>5</b>	<b>22</b>	<b>24</b>	<b>8</b>	<b>90</b>	<b>2.9</b>





# ANTONIO REEVES 12

Senior | Guard | 6-5 | 205 | Chicago | Illinois State Univ.

## 2022-23 SEASON/CAREER HIGHS\*

<b>Points</b>	
Season	22, HOWARD (11/7/22)
Career	34, VALPARAISO (2/9/22)
<b>Rebounds</b>	
Season	6, NORTH FLORIDA (11/23/22)
Career	10, UTSA (12/21/21)
<b>Field Goals</b>	
Season	8, HOWARD (11/7/22)
Career	13, VALPARAISO (2/9/22)
<b>Field Goals Attempted</b>	
Season	16, HOWARD (11/7/22)
Career	24, at Valparaiso (1/2/22)
<b>3-Point Field Goals</b>	
Season	6, HOWARD (11/7/22)
Career	6, 2x, last vs. HOWARD (11/7/22)
<b>3-Point Field Goals Attempted</b>	
Season	12, HOWARD (11/7/22)
Career	12, HOWARD (11/7/22)
<b>Free Throws</b>	
Season	4, DUQUESNE (11/11/22)
Career	9, DRAKE (1/26/22)
<b>Free Throws Attempted</b>	
Season	5, DUQUESNE (11/11/22)
Career	9, 3x, last vs. DRAKE (1/26/22)
<b>Assists</b>	
Season	3, S. CAROLINA ST. (11/17/22)
Career	5, 2x, last vs. SOUTHERN ILLINOIS (2/5/22)
<b>Steals</b>	
Season	1, 2x, last at Gonzaga (11/20/22)
Career	3, 5x, last vs. LOYOLA CHICAGO (2/21/22)
<b>Blocked Shots</b>	
Season	1, DUQUESNE (11/11/22)
Career	3, 2x, last vs. UNI (3/4/22)
<b>Minutes Played</b>	
Season	29, NORTH FLORIDA (11/23/22)
Career	46, at Eastern Michigan (11/12/21)

## MISCELLANEOUS 2022-23 CAREER

Dunks	0	15
Double-Figure Scoring Games	5	65
Double-Figure Rebounding Games	0	1
Games With Double-Double	0	1
Games Led Team in Scoring	3	37
Games Led Team in Rebounding	0	6
Games Led Team in Assists	0	8
Games Led Team in Steals	0	22
Games Led Team in Blocks	0	5
Games With 3+ Assists	1	15
Games With 3+ Blocks	0	1
Games With 3+ Steals	0	5
Games With 3+ Three-Pointers	4	25

\*includes Illinois State statistics

- Scored a team-high-tying 20 points and added a season-best six boards in the win over North Florida
- Led the team in scoring in each of the first two games. Had 22 against Howard, including going 6 of 12 from deep. He charted 18 points with four 3s against Duquesne
  - The six made 3s in the opener were the most ever for a UK player in a debut
- Named to the preseason watch list for the Jerry West Award
- Was the MVP of the Big Blue Bahamas foreign tour this summer
  - Averaged a team-best 17.0 points per game on 52.4% shooting from the field
  - Sunk 14 3-pointers (3.5 per game) and connected at a 51.9% rate
- Scored more than 1,000 career points at Illinois State
- Ranked in the top 20 nationally in scoring (20.1 ppg) as a junior at Illinois State
- Earned All-MVC honors and All-District 16 Team accolades

## Game-By-Game Statistics

Opponent	Date	GS	Min	FG-A	Pct.	3FG-A	Pct.	FT-A	Pct.	Off-Def-Tot	PF	Ast	TO	Blk	Stl	Pts
HOWARD	11/7		25	8-16	.500	6-12	.500	0-1	.000	0-1-1	1	2	3	0	0	22
DUQUESNE	11/11		28	5-9	.556	4-6	.667	4-5	.800	0-3-3	0	0	2	1	1	18
vs. Michigan State	11/15		23	1-7	.143	1-3	.333	2-2	1.000	0-1-1	1	1	1	0	0	5
S. CAROLINA STATE	11/17		20	3-9	.333	3-7	.429	2-2	1.000	0-1-1	2	3	0	0	0	11
at Gonzaga	11/20		24	4-13	.308	2-7	.286	0-1	.000	2-0-2	1	1	0	0	1	10
NORTH FLORIDA	11/23	*	29	7-12	.583	4-8	.500	2-2	1.000	2-4-6	1	1	2	0	0	20

## Career Statistics

Year	GP-GS	Min-Avg	FG-FGA	Pct	3FG-FGA	Pct	FT-FTA	Pct	Off-Def-Tot-Avg	PF-FO	Ast	TO	Blk	Stl	Pts	Avg
2019-20	31-3	693-22.4	81-211	.384	33-105	.314	27-41	.659	15-61-76-2.5	38-0	22	30	2	20	222	7.2
2020-21	25-24	751-30.0	110-259	.425	33-108	.306	58-76	.763	19-63-82-3.3	36-0	36	45	6	9	311	12.4
2021-22	33-33	1151-34.9	237-505	.469	76-195	.390	112-137	.818	19-98-117-3.5	59-2	60	77	15	36	662	20.1
2022-23	6-1	147-24.5	28-66	.424	20-43	.465	10-13	.769	4-10-14-2.3	6-0	8	8	1	2	86	14.3
<b>TOTAL</b>	<b>95-61</b>	<b>2742-28.9</b>	<b>456-1041</b>	<b>.438</b>	<b>162-451</b>	<b>.359</b>	<b>207-267</b>	<b>.775</b>	<b>57-232-289-3.0</b>	<b>139-2</b>	<b>126</b>	<b>160</b>	<b>24</b>	<b>67</b>	<b>1281</b>	<b>13.5</b>





# BRENNAN CANADA 14

Senior | Forward | 6-6 | 205 | Mount Sterling, Ky. | George Rogers Clark HS

- Drained first-career 3-pointer in win over South Carolina State
- Hauled in a rebound in two minutes of action against Howard
- Scored five points in seven minutes against Kentucky State
- Graduated with a degree in communication and is now pursuing a graduate certificate in sport, fitness and recreation management
- Inducted into UK's Frank G. Ham Society of Character which honors student-athletes who have shown an extraordinary commitment to academic excellence, athletic participation, personal development, career preparation and serving as a role model
- Played in a career-high nine games and scored in three contests as a junior
- Student Athletic Advisory Committee member

2022-23 SEASON/CAREER HIGHS		
<b>Points</b>		
Season	3, S. CAROLINA ST. (11/17/22)	
Career	3, S. CAROLINA ST. (11/17/22)	
<b>Rebounds</b>		
Season	1, HOWARD (11/7/22)	
Career	1, 2x, last vs. HOWARD (11/7/22)	
<b>Field Goals</b>		
Season	1, S. CAROLINA ST. (11/17/22)	
Career	1, 4x, last S. CAROLINA ST. (11/17/22)	
<b>Field Goals Attempted</b>		
Season	1, 3x, last N. FLORIDA (11/23/22)	
Career	2, WESTERN KENTUCKY (12/22/21)	
<b>3-Point Field Goals</b>		
Season	1, S. CAROLINA ST. (11/17/22)	
Career	1, S. CAROLINA ST. (11/17/22)	
<b>3-Point Field Goals Attempted</b>		
Season	1, 3x, last N. FLORIDA (11/23/22)	
Career	1, 3x, last N. FLORIDA (11/23/22)	
<b>Free Throws</b>		
Season	-	
Career	-	
<b>Free Throws Attempted</b>		
Season	-	
Career	-	
<b>Assists</b>		
Season	-	
Career	1, UALBANY (11/22/21)	
<b>Steals</b>		
Season	-	
Career	1, SOUTH CAROLINA (3/6/21)	
<b>Blocked Shots</b>		
Season	-	
Career	1, TENNESSEE (1/15/22)	
<b>Minutes Played</b>		
Season	2, 3x, last N. FLORIDA (11/23/22)	
Career	3, HIGH POINT (12/31/21)	
<b>MISCELLANEOUS</b>	<b>2022-23</b>	<b>CAREER</b>
Dunks	0	0
Double-Figure Scoring Games	0	0
Double-Figure Rebounding Games	0	0
Games With Double-Double	0	0
Games Led UK in Scoring	0	0
Games Led UK in Rebounding	0	0
Games Led UK in Assists	0	0
Games Led UK in Steals	0	0
Games Led UK in Blocks	0	1
Games With 3+ Assists	0	0
Games With 3+ Blocks	0	0
Games With 3+ Steals	0	0
Games With 3+ Three-Pointers	0	0

## Game-By-Game Statistics

Opponent	Date	GS	Min	FG-A	Pct.	3FG-A	Pct.	FT-A	Pct.	Off-Def-Tot	PF	Ast	TO	Blk	Stl	Pts
HOWARD	11/7		2	0-1	.000	0-1	.000	0-0	.000	0-1-1	0	0	0	0	0	0
DUQUESNE	11/11			DNP - Illness												
vs. Michigan State	11/15			DNP - Coach's decision												
S. CAROLINA STATE	11/17		2	1-1	1.000	1-1	1.000	0-0	.000	0-0-0	0	0	0	0	0	3
at Gonzaga	11/20			DNP - Coach's decision												
NORTH FLORIDA	11/23		2	0-1	.000	0-1	.000	0-0	.000	0-0-0	1	0	1	0	0	0

## Career Statistics

Year	GP-GS	Min-Avg	FG-FGA	Pct	3FG-FGA	Pct	FT-FTA	Pct	Off-Def-Tot-Avg	PF-FO	Ast	TO	Blk	Stl	Pts	Avg
2019-20	4-0	3-0.8	0-0	.000	0-0	.000	0-0	.000	0-0-0-0.0	0-0	0	1	0	0	0	0.0
2020-21	2-0	3-1.5	0-0	.000	0-0	.000	0-0	.000	0-0-0-0.0	0-0	0	2	0	1	0	0.0
2021-22	9-0	13-1.4	3-4	.750	0-1	.000	0-0	.000	1-0-1-0.1	0-0	1	0	1	0	6	0.7
2022-23	3-0	6-2.0	1-3	.333	1-3	.333	0-0	.000	0-1-1-0.3	0-0	0	0	0	0	3	1.0
<b>TOTAL</b>	<b>18-0</b>	<b>24-1.3</b>	<b>4-7</b>	<b>.571</b>	<b>1-4</b>	<b>.250</b>	<b>0-0</b>	<b>.000</b>	<b>1-1-2-0.1</b>	<b>0-0</b>	<b>1</b>	<b>3</b>	<b>1</b>	<b>1</b>	<b>9</b>	<b>0.5</b>



# WALKER HORN 21

Freshman | Guard | 6-4 | 200 | Austin, Texas | Westlake HS

- Snatched a rebound and had an assist in the win over South Carolina State
- Played two minutes against Howard in first collegiate appearance
- Son of Darrin Horn, the current head men's basketball coach at Northern Kentucky University
- State semifinalist at Westlake as a senior and the team had a 38-2 record
- Averaged 9.3 points, 5.2 assists and 2.4 rebounds as a senior
- Graduated cum laude and was a recipient of a Kentucky Provost Academic Scholarship

2022-23 SEASON/CAREER HIGHS*		
<b>Points</b>		
Season	-	
Career	-	
<b>Rebounds</b>		
Season	1, S. CAROLINA ST. (11/17/22)	
Career	1, S. CAROLINA ST. (11/17/22)	
<b>Field Goals</b>		
Season	-	
Career	-	
<b>Field Goals Attempted</b>		
Season	1, NORTH FLORIDA (11/23/22)	
Career	1, NORTH FLORIDA (11/23/22)	
<b>3-Point Field Goals</b>		
Season	-	
Career	-	
<b>3-Point Field Goals Attempted</b>		
Season	1, NORTH FLORIDA (11/23/22)	
Career	1, NORTH FLORIDA (11/23/22)	
<b>Free Throws</b>		
Season	-	
Career	-	
<b>Free Throws Attempted</b>		
Season	-	
Career	-	
<b>Assists</b>		
Season	1, S. CAROLINA ST. (11/17/22)	
Career	1, S. CAROLINA ST. (11/17/22)	
<b>Steals</b>		
Season	-	
Career	-	
<b>Blocked Shots</b>		
Season	-	
Career	-	
<b>Minutes Played</b>		
Season	2, 3x, last N. FLORIDA (11/23/22)	
Career	2, 3x, last N. FLORIDA (11/23/22)	
<b>MISCELLANEOUS</b>		
	<b>2022-23</b>	<b>CAREER*</b>
Dunks	0	0
Double-Figure Scoring Games	0	0
Double-Figure Rebounding Games	0	0
Games With Double-Double	0	0
Games Led UK in Scoring	0	0
Games Led UK in Rebounding	0	0
Games Led UK in Assists	0	0
Games Led UK in Steals	0	0
Games Led UK in Blocks	0	0
Games With 3+ Assists	0	0
Games With 3+ Blocks	0	0
Games With 3+ Steals	0	0
Games With 3+ Three-Pointers	0	0

## Game-By-Game Statistics

Opponent	Date	GS	Min	FG-A	Pct.	3FG-A	Pct.	FT-A	Pct.	Off-Def-Tot	PF	Ast	TO	Blk	Stl	Pts
HOWARD	11/7	2		0-0	.000	0-0	.000	0-0	.000	0-0-0	0	0	1	0	0	0
DUQUESNE	11/11			DNP - Coach's decision												
vs. Michigan State	11/15			DNP - Coach's decision												
S. CAROLINA STATE	11/17	2		0-0	.000	0-0	.000	0-0	.000	0-1-1	0	1	1	0	0	0
at Gonzaga	11/20			DNP - Coach's decision												
NORTH FLORIDA	11/23	2		0-1	.000	0-1	.000	0-0	.000	0-0-0	1	0	1	0	0	0

## Career Statistics

Year	GP-GS	Min-Avg	FG-FGA	Pct	3FG-FGA	Pct	FT-FTA	Pct	Off-Def-Tot-Avg	PF-FO	Ast	TO	Blk	Stl	Pts	Avg
2022-23	3-0	6-2.0	0-1	.000	0-1	.000	0-0	.000	0-1-1-0.3	1-0	1	3	0	0	0	0.0
<b>TOTAL</b>	<b>3-0</b>	<b>6-2.0</b>	<b>0-1</b>	<b>.000</b>	<b>0-1</b>	<b>.000</b>	<b>0-0</b>	<b>.000</b>	<b>0-1-1-0.3</b>	<b>1-0</b>	<b>1</b>	<b>3</b>	<b>0</b>	<b>0</b>	<b>0</b>	<b>0.0</b>



# CASON WALLACE 22

Freshman | Guard | 6-4 | 193 | Dallas | Richardson HS

- Went for 14 points and four steals at Gonzaga
- Tied a UK single-game record with eight steals against Michigan State. Also added 14 points, five boards and five assists, while playing a team-high 44 minutes
- Flirted with a triple-double against Howard, going for 15 points, eight boards and a game-high nine assists
  - Only freshman in school history to have 15-9-8 in collegiate debut
- Averaged 10.5 points, 6.0 rebounds and 3.5 assists per game in UK's two fall exhibitions
- Named to the preseason watch list for the Jerry West Award and the Wooden Award preseason watch list
- Averaged 10.5 points, 4.0 rebounds and 3.5 assists per game during UK's four wins in The Bahamas this summer
- Five-star prospect who was ranked as high as No. 7 overall by Rivals
- Averaged 19.9 points, 7.4 boards and 6.1 assists per game as a senior at Richardson
  - Named the 2022 Texas Gatorade Player of the Year
- Was a McDonald's All-American and also participated in the Jordan Brand Classic
- Shot 51.2% from the field and 37% from 3-point range and was tabbed the Circuit's Most Valuable Player of Nike EYBL Session I prior to his senior season

## 2022-23 SEASON/CAREER HIGHS\*

Points		
Season	15, HOWARD (11/7/22)	
Career	15, HOWARD (11/7/22)	
Rebounds		
Season	8, HOWARD (11/7/22)	
Career	8, HOWARD (11/7/22)	
Field Goals		
Season	7, HOWARD (11/7/22)	
Career	7, HOWARD (11/7/22)	
Field Goals Attempted		
Season	11, HOWARD (11/7/22)	
Career	11, HOWARD (11/7/22)	
3-Point Field Goals		
Season	2, 4x, last N. FLORIDA (11/23/22)	
Career	2, 4x, last N. FLORIDA (11/23/22)	
3-Point Field Goals Attempted		
Season	6, NORTH FLORIDA (11/23/22)	
Career	6, NORTH FLORIDA (11/23/22)	
Free Throws		
Season	2, 2x, last at Gonzaga (11/20/22)	
Career	2, 2x, last at Gonzaga (11/20/22)	
Free Throws Attempted		
Season	4, vs. Michigan State (11/15/22)	
Career	4, vs. Michigan State (11/15/22)	
Assists		
Season	9, HOWARD (11/7/22)	
Career	9, HOWARD (11/7/22)	
Steals		
Season	8, vs. Michigan State (11/15/22)	
Career	8, vs. Michigan State (11/15/22)	
Blocked Shots		
Season	1, 2x, last vs. Mich. St. (11/15/22)	
Career	1, 2x, last vs. Mich. St. (11/15/22)	
Minutes Played		
Season	44, vs. Michigan State (11/15/22)	
Career	44, vs. Michigan State (11/15/22)	
MISCELLANEOUS		
	2022-23	CAREER*
Dunks	4	4
Double-Figure Scoring Games	4	4
Double-Figure Rebounding Games	0	0
Games With Double-Double	0	0
Games Led UK in Scoring	0	0
Games Led UK in Rebounding	0	0
Games Led UK in Assists	2	2
Games Led UK in Steals	3	3
Games Led UK in Blocks	0	0
Games With 3+ Assists	5	5
Games With 3+ Blocks	0	0
Games With 3+ Steals	2	2
Games With 3+ Three-Pointers	0	0

## Game-By-Game Statistics

Opponent	Date	GS	Min	FG-A	Pct.	3FG-A	Pct.	FT-A	Pct.	Off-Def-Tot	PF	Ast	TO	Blk	Stl	Pts
HOWARD	11/7	*	35	7-11	.636	1-2	.500	0-0	.000	2-6-8	4	9	2	0	2	15
DUQUESNE	11/11	*	27	3-6	.500	1-1	1.000	1-2	.500	2-1-3	1	4	4	1	2	8
vs. Michigan State	11/15	*	44	5-10	.500	2-5	.400	2-4	.500	2-3-5	3	5	3	1	8	14
S. CAROLINA STATE	11/17	*	24	5-7	.714	2-4	.500	0-0	.000	1-1-2	0	3	2	0	1	12
at Gonzaga	11/20	*	35	5-9	.556	2-3	.667	2-2	1.000	0-2-2	4	2	3	0	4	14
NORTH FLORIDA	11/23	*	25	3-8	.375	2-6	.333	0-0	.000	0-1-1	1	6	0	0	1	8

## Career Statistics

Year	GP-GS	Min-Avg	FG-FGA	Pct	3FG-FGA	Pct	FT-FTA	Pct	Off-Def-Tot-Avg	PF-FO	Ast	TO	Blk	Stl	Pts	Avg
2022-23	6-6	190-31.7	28-51	.549	10-21	.476	5-8	.625	7-14-21-3.5	13-0	29	14	2	18	71	11.8
TOTAL	6-6	190-31.7	28-51	.549	10-21	.476	5-8	.625	7-14-21-3.5	13-0	29	14	2	18	71	11.8



# CHRIS LIVINGSTON 24

Freshman | Forward | 6-6 | 220 | Akron, Ohio | Oak Hill Acad.

## 2022-23 SEASON/CAREER HIGHS\*

Points		
Season	13, S. CAROLINA ST. (11/17/22)	
Career	13, S. CAROLINA ST. (11/17/22)	
Rebounds		
Season	7, DUQUESNE (11/11/22)	
Career	7, DUQUESNE (11/11/22)	
Field Goals		
Season	4, 2x, last S. CAROLINA ST. (11/17/22)	
Career	4, 2x, last S. CAROLINA ST. (11/17/22)	
Field Goals Attempted		
Season	7, DUQUESNE (11/11/22)	
Career	7, DUQUESNE (11/11/22)	
3-Point Field Goals		
Season	1, 3x, last S. CAROLINA ST. (11/17/22)	
Career	1, 3x, last S. CAROLINA ST. (11/17/22)	
3-Point Field Goals Attempted		
Season	2, 2x, last S. CAROLINA ST. (11/17/22)	
Career	2, 2x, last S. CAROLINA ST. (11/17/22)	
Free Throws		
Season	7, NORTH FLORIDA (11/23/22)	
Career	7, NORTH FLORIDA (11/23/22)	
Free Throws Attempted		
Season	7, NORTH FLORIDA (11/23/22)	
Career	7, NORTH FLORIDA (11/23/22)	
Assists		
Season	1, NORTH FLORIDA (11/23/22)	
Career	1, NORTH FLORIDA (11/23/22)	
Steals		
Season	2, NORTH FLORIDA (11/23/22)	
Career	2, NORTH FLORIDA (11/23/22)	
Blocked Shots		
Season	1, S. CAROLINA ST. (11/17/22)	
Career	1, S. CAROLINA ST. (11/17/22)	
Minutes Played		
Season	19, 2x, last DUQUESNE (11/11/22)	
Career	19, 2x, last DUQUESNE (11/11/22)	
MISCELLANEOUS		
	2022-23	CAREER*
Dunks	1	1
Double-Figure Scoring Games	1	1
Double-Figure Rebounding Games	0	0
Games With Double-Double	0	0
Games Led UK in Scoring	0	0
Games Led UK in Rebounding	0	0
Games Led UK in Assists	0	0
Games Led UK in Steals	0	0
Games Led UK in Blocks	0	0
Games With 3+ Assists	0	0
Games With 3+ Blocks	0	0
Games With 3+ Steals	0	0
Games With 3+ Three-Pointers	0	0

- Had 13 points and four boards in the win over South Carolina State
- Went for nine points and five rebounds against Howard in collegiate debut
- Named to the preseason watch list for the Julius Erving Award
- Logged averages of 9.8 points, 5.8 rebounds and 2.0 assists per game during UK's foreign tour this summer
  - With 23 total rebounds, he trailed only Oscar Tshiebwe for the week
- Five-star prospect who was ranked as high as No. 10 overall by Rivals
- Averaged 18.2 points, 9.1 rebounds, 3.9 assists and 1.9 steals per game during his senior season at Oak Hill
  - Named the 2022 Virginia Gatorade Player of the Year and 2021 Ohio Gatorade Player of the Year
- Tabbed a McDonald's All-American and also participated in the Jordan Brand Classic
- Named MVP of the 2019 FIBA Americas U16 Championship after leading Team USA to a gold medal while averaging 14.8 points and 8.0 rebounds

## Game-By-Game Statistics

Opponent	Date	GS	Min	FG-A	Pct.	3FG-A	Pct.	FT-A	Pct.	Off-Def-Tot	PF	Ast	TO	Blk	Stl	Pts
HOWARD	11/7	*	19	4-6	.667	1-2	.500	0-0	.000	1-3-4	3	0	1	0	1	9
DUQUESNE	11/11	*	19	2-7	.286	1-2	.500	0-0	.000	1-6-7	0	0	1	0	1	5
vs. Michigan State	11/15	*	12	0-3	.000	0-2	.000	1-2	.500	0-3-3	0	0	1	0	0	1
S. CAROLINA STATE	11/17		17	4-6	.667	1-2	.500	4-4	1.000	1-3-4	1	0	0	1	0	13
at Gonzaga	11/20		8	0-1	.000	0-1	.000	0-0	.000	0-2-2	1	0	0	0	0	0
NORTH FLORIDA	11/23		16	1-2	.500	0-1	.000	7-7	1.000	0-0-0	1	1	0	0	2	9

## Career Statistics

Year	GP-GS	Min-Avg	FG-FGA	Pct	3FG-FGA	Pct	FT-FTA	Pct	Off-Def-Tot-Avg	PF-FO	Ast	TO	Blk	Stl	Pts	Avg
2022-23	6-3	92-15.3	11-25	.440	3-10	.300	12-13	.923	3-17-20-3.3	6-0	1	3	1	4	37	6.2
<b>TOTAL</b>	<b>6-3</b>	<b>92-15.3</b>	<b>11-25</b>	<b>.440</b>	<b>3-10</b>	<b>.300</b>	<b>12-13</b>	<b>.923</b>	<b>3-17-20-3.3</b>	<b>6-0</b>	<b>1</b>	<b>3</b>	<b>1</b>	<b>4</b>	<b>37</b>	<b>6.2</b>



# KAREEM WATKINS 25

Junior | Guard | 5-8 | 175 | Camden, N.J. | Kingsway Regional HS

- Had an assist in the win over North Florida
- Logged two minutes of action in the Howard and South Carolina State wins
- Saw action in a career-high nine games in 2021-22
- Has appeared in 10 career games in a two-year career with the Wildcats
- Charted a pair of assists during UK's foreign tour in The Bahamas

## 2022-23 SEASON/CAREER HIGHS

<b>Points</b>		
Season	-	
Career	-	
<b>Rebounds</b>		
Season	-	
Career	1, 3x, last CENTRAL MICH. (11/29/21)	
<b>Field Goals</b>		
Season	-	
Career	-	
<b>Field Goals Attempted</b>		
Season	-	
Career	1, CENTRAL MICHIGAN (11/29/21)	
<b>3-Point Field Goals</b>		
Season	-	
Career	-	
<b>3-Point Field Goals Attempted</b>		
Season	-	
Career	-	
<b>Free Throws</b>		
Season	-	
Career	-	
<b>Free Throws Attempted</b>		
Season	-	
Career	-	
<b>Assists</b>		
Season	1, NORTH FLORIDA (11/23/22)	
Career	1, 3x, last N. FLORIDA (11/23/22)	
<b>Steals</b>		
Season	-	
Career	1, 2x, last HIGH POINT (12/31/21)	
<b>Blocked Shots</b>		
Season	-	
Career	-	
<b>Minutes Played</b>		
Season	2, 3x, last N. FLORIDA (11/23/22)	
Career	3, HIGH POINT (12/31/21)	
<b>MISCELLANEOUS</b>		
	<b>2022-23</b>	<b>CAREER</b>
Dunks	0	0
Double-Figure Scoring Games	0	0
Double-Figure Rebounding Games	0	0
Games With Double-Double	0	0
Games Led UK in Scoring	0	0
Games Led UK in Rebounding	0	0
Games Led UK in Assists	0	0
Games Led UK in Steals	0	0
Games Led UK in Blocks	0	0
Games With 3+ Assists	0	0
Games With 3+ Blocks	0	0
Games With 3+ Steals	0	0
Games With 3+ Three-Pointers	0	0

## Game-By-Game Statistics

Opponent	Date	GS	Min	FG-A	Pct.	3FG-A	Pct.	FT-A	Pct.	Off-Def-Tot	PF	Ast	TO	Blk	Stl	Pts
HOWARD	11/7	2		0-0	.000	0-0	.000	0-0	.000	0-0-0	0	0	0	0	0	0
DUQUESNE	11/11			DNP - Coach's decision												
vs. Michigan State	11/15			DNP - Coach's decision												
S. CAROLINA STATE	11/17	2		0-0	.000	0-0	.000	0-0	.000	0-0-0	0	0	1	0	0	0
at Gonzaga	11/20			DNP - Coach's decision												
NORTH FLORIDA	11/23	2		0-0	.000	0-0	.000	0-0	.000	0-0-0	0	1	0	0	0	0

## Career Statistics

Year	GP-GS	Min-Avg	FG-FGA	Pct	3FG-FGA	Pct	FT-FTA	Pct	Off-Def-Tot-Avg	PF-FO	Ast	TO	Blk	Stl	Pts	Avg
2020-21	1-0	2-2.0	0-0	.000	0-0	.000	0-0	.000	0-0-0-0.0	0-0	0	0	0	0	0	0.0
2021-22	9-0	13-1.4	0-1	.000	0-0	.000	1-2-3-0.3		2-0	2	3	0	2	0	0	0.0
2022-23	3-0	6-2.0	0-0	.000	0-0	.000	0-0-0-0.0		0-0	1	1	0	0	0	0	0.0
<b>TOTAL</b>	<b>13-0</b>	<b>20-1.6</b>	<b>0-1</b>	<b>.000</b>	<b>0-0</b>	<b>.000</b>	<b>1-2-3-0.2</b>		<b>2-0</b>	<b>3</b>	<b>4</b>	<b>0</b>	<b>2</b>	<b>0</b>	<b>0</b>	<b>0.0</b>



# UGONNA ONYENSO 33

Freshman | Forward | 6-11 | 225 | Owerri, Imo State, Nigeria | Putnam Science Acad.

## 2022-23 SEASON/CAREER HIGHS\*

<b>Points</b>		
Season	9, DUQUESNE (11/11/22)	
Career	9, DUQUESNE (11/11/22)	
<b>Rebounds</b>		
Season	10, 2x, last N. FLORIDA (11/23/22)	
Career	10, 2x, last N. FLORIDA (11/23/22)	
<b>Field Goals</b>		
Season	4, DUQUESNE (11/11/22)	
Career	4, DUQUESNE (11/11/22)	
<b>Field Goals Attempted</b>		
Season	7, 2x, last N. FLORIDA (11/23/22)	
Career	7, 2x, last N. FLORIDA (11/23/22)	
<b>3-Point Field Goals</b>		
Season	-	
Career	-	
<b>3-Point Field Goals Attempted</b>		
Season	-	
Career	-	
<b>Free Throws</b>		
Season	1, 2x, last N. FLORIDA (11/23/22)	
Career	1, 2x, last N. FLORIDA (11/23/22)	
<b>Free Throws Attempted</b>		
Season	2, 2x, last N. FLORIDA (11/23/22)	
Career	2, 2x, last N. FLORIDA (11/23/22)	
<b>Assists</b>		
Season	1, 2x, last DUQUESNE (11/11/22)	
Career	1, 2x, last DUQUESNE (11/11/22)	
<b>Steals</b>		
Season	1, 2x, last N. FLORIDA (11/23/22)	
Career	1, 2x, last N. FLORIDA (11/23/22)	
<b>Blocked Shots</b>		
Season	4, HOWARD (11/7/22)	
Career	4, HOWARD (11/7/22)	
<b>Minutes Played</b>		
Season	20, HOWARD (11/7/22)	
Career	20, HOWARD (11/7/22)	
<b>MISCELLANEOUS</b>		
	<b>2022-23</b>	<b>CAREER*</b>
Dunks	2	2
Double-Figure Scoring Games	0	0
Double-Figure Rebounding Games	2	2
Games With Double-Double	0	0
Games Led UK in Scoring	0	0
Games Led UK in Rebounding	1	1
Games Led UK in Assists	0	0
Games Led UK in Steals	0	0
Games Led UK in Blocks	3	3
Games With 3+ Assists	0	0
Games With 3+ Blocks	4	4
Games With 3+ Steals	0	0
Games With 3+ Three-Pointers	0	0

- Chipped in with seven points, 10 boards and a team-high three rejections in a win over North Florida
- Posted six points and three blocks in the win over South Carolina State
- Had a game-high 10 rebounds and added nine points and three blocks in win over Duquesne
- Blocked a game-high four shots to go along with six points and four rebounds in 20 minutes off the bench against Howard
- Had nine total blocks in UK's two fall exhibitions
- Reclassified to the 2022 class and ranked as a top-25 prospect in the 2023 class by all of the major scouting services
- Joined Putnam in January and the squad was a perfect 20-0 with Onyenso on the roster, including winning a national championship
- Averaged 11.4 points, 9.0 rebounds and 5.7 blocks per game as a junior and also shot 64.4% from the floor and had five games with at least 10 blocked shots
- In February of 2020, he became one of the youngest players ever to make the senior men's Nigerian National Team
  - Scored 10 points on 5-of-8 shooting and had four rebounds and two blocks in 16 minutes in a 96-69 win over Uganda

## Game-By-Game Statistics

Opponent	Date	GS	Min	FG-A	Pct.	3FG-A	Pct.	FT-A	Pct.	Off-Def-Tot	PF	Ast	TO	Blk	Stl	Pts
HOWARD	11/7		20	3-4	.750	0-0	.000	0-1	.000	1-3-4	0	1	0	4	0	6
DUQUESNE	11/11		19	4-7	.571	0-0	.000	1-2	.500	4-6-10	1	1	0	3	0	9
vs. Michigan State	11/15		1	0-0	.000	0-0	.000	0-0	.000	0-0-0	1	0	0	0	0	0
S. CAROLINA STATE	11/17		13	3-4	.750	0-0	.000	0-0	.000	1-3-4	1	0	1	3	1	6
at Gonzaga	11/20		1	0-0	.000	0-0	.000	0-0	.000	0-0-0	0	0	0	0	0	0
NORTH FLORIDA	11/23		18	3-7	.429	0-0	.000	1-2	.500	3-7-10	3	0	0	3	1	7

## Career Statistics

Year	GP-GS	Min-Avg	FG-FGA	Pct	3FG-FGA	Pct	FT-FTA	Pct	Off-Def-Tot-Avg	PF-FO	Ast	TO	Blk	Stl	Pts	Avg
2022-23	6-0	72-12.0	13-22	.591	0-0	.000	2-5	.400	9-19-28-4.7	6-0	2	1	13	2	28	4.7
<b>TOTAL</b>	<b>6-0</b>	<b>72-12.0</b>	<b>13-22</b>	<b>.591</b>	<b>0-0</b>	<b>.000</b>	<b>2-5</b>	<b>.400</b>	<b>9-19-28-4.7</b>	<b>6-0</b>	<b>2</b>	<b>1</b>	<b>13</b>	<b>2</b>	<b>28</b>	<b>4.7</b>





# OSCAR TSHIEBWE 34

Senior | Forward | 6-9 | 260 | Lubumbashi, D.R. of the Congo | West Virginia Univ.

## 2021-22 SEASON/CAREER HIGHS\*

<b>Points</b>	
Season	22, vs. Michigan State (11/15/22)
Career	30, 3x, last vs. Saint Peter's (3/17/22)
<b>Rebounds</b>	
Season	18, vs. Michigan State (11/15/22)
Career	28, WESTERN KENTUCKY (12/22/21)
<b>Field Goals</b>	
Season	9, vs. Michigan State (11/15/22)
Career	13, 2x, last at Arkansas (2/26/22)
<b>Field Goals Attempted</b>	
Season	17, vs. Michigan State (11/15/22)
Career	21, at Arkansas (2/26/22)
<b>3-Point Field Goals</b>	
Season	-
Career	-
<b>3-Point Field Goals Attempted</b>	
Season	-
Career	-
<b>Free Throws</b>	
Season	6, at Gonzaga (11/20/22)
Career	9, 2x, last MISSOURI (12/29/21)
<b>Free Throws Attempted</b>	
Season	6, at Gonzaga (11/20/22)
Career	13, 2x, last VANDERBILT (2/2/22)
<b>Assists</b>	
Season	5, NORTH FLORIDA (11/23/22)
Career	5, NORTH FLORIDA (11/23/22)
<b>Steals</b>	
Season	3, NORTH FLORIDA (11/23/22)
Career	4, 3x, last at Alabama (2/5/22)
<b>Blocked Shots</b>	
Season	4, vs. Michigan State (11/15/22)
Career	5, vs. Vanderbilt (3/11/22)
<b>Minutes Played</b>	
Season	34, vs. Michigan State (11/15/22)
Career	43, vs. Saint Peter's (3/17/22)

MISCELLANEOUS	2022-23	CAREER
Dunks	8	89
Double-Figure Scoring Games	3	57
Double-Figure Rebounding Games	3	50
Games With Double-Double	3	43
Games Led UK in Scoring	2	28
Games Led UK in Rebounding	3	56
Games Led UK in Assists	0	1
Games Led UK in Steals	1	38
Games Led UK in Blocks	1	33
Games With 3+ Assists	1	5
Games With 3+ Blocks	1	13
Games With 3+ Steals	1	14
Games With 3+ Three-Pointers	0	0

\*includes West Virginia statistics

- Had 16 points, 15 boards, five assists, three steals and two blocks in win over North Florida
- Went for a team-high 20 points and game-high 15 rebounds in first start of the year at Gonzaga
- Played 34 minutes in his debut against Michigan State and led the team with 22 points, 18 rebounds and four blocked shots
- Missed both exhibition games and UK's first two regular-season games while recovering from a minor knee procedure in mid-October
- Reigning consensus National Player of the Year who led the Wildcats with 17.4 points per game and a nation-leading 15.1 rebounds per outing as a junior
- Preseason pick for the SEC Player of the Year and an All-SEC First Team selection by the league's media and coaches
- Unanimous preseason All-America selection
- Kareem Abdul-Jabbar Award preseason watch list selection; NABC and Naismith preseason POY candidate and Wooden Award preseason watch list selection
- Set a UK single-season record with 28 double-doubles in 2021-22
- Became just the third player in program history to have 500 or more rebounds in a single season and the first to achieve the feat since 1951-52

## Game-By-Game Statistics

Opponent	Date	GS	Min	FG-A	Pct.	3FG-A	Pct.	FT-A	Pct.	Off-Def-Tot	PF	Ast	TO	Blk	Stl	Pts
HOWARD	11/7			DNP - Right leg injury												
DUQUESNE	11/11			DNP - Right leg injury												
vs. Michigan State	11/15		34	9-17	.529	0-0	.000	4-4	1.000	6-12-18	5	2	5	4	0	22
S. CAROLINA STATE	11/17		14	3-6	.500	0-0	.000	0-2	.000	4-3-7	1	1	1	0	1	6
at Gonzaga	11/20	*	29	7-12	.583	0-0	.000	6-6	1.000	6-9-15	4	0	2	0	2	20
NORTH FLORIDA	11/23	*	22	8-11	.727	0-0	.000	0-0	.000	7-8-15	0	5	1	2	3	16

## Career Statistics

Year	GP-GS	Min-Avg	FG-FGA	Pct	3FG-FGA	Pct	FT-FTA	Pct	Off-Def-Tot-Avg	PF-FO	Ast	TO	Blk	Stl	Pts	Avg
2019-20	31-31	717-23.1	123-223	.552	0-0	.000	102-144	.708	128-159-287-9.3	85-1	11	53	32	23	348	11.2
2020-21	10-10	199-19.9	34-65	.523	0-0	.000	17-28	.607	38-40-78-7.8	25-1	7	12	4	4	85	8.5
2021-22	34-34	1087-32.0	238-393	.606	0-0	.000	114-165	.691	179-336-515-15.1	88-1	36	66	55	60	590	17.4
2022-23	4-2	98-24.6	27-46	.587	0-0	.000	10-12	.833	23-32-55-13.8	10-1	8	9	6	6	64	16.0
<b>TOTAL</b>	<b>79-77</b>	<b>2105-26.6</b>	<b>422-727</b>	<b>.580</b>	<b>0-0</b>	<b>.000</b>	<b>243-349</b>	<b>.696</b>	<b>368-567-935-11.8</b>	<b>208-4</b>	<b>62</b>	<b>140</b>	<b>97</b>	<b>93</b>	<b>1087</b>	<b>13.8</b>



# LANCE WARE 55

Junior | Forward | 6-9 | 235 | Camden, N.J. | Camden HS

## 2022-23 SEASON/CAREER HIGHS

<b>Points</b>	
Season	12, S. CAROLINA ST. (11/17/22)
Career	12, S. CAROLINA ST. (11/17/22)
<b>Rebounds</b>	
Season	3, 4x, last S. CAROLINA ST. (11/17/22)
Career	13, at Mississippi State (1/2/21)
<b>Field Goals</b>	
Season	6, S. CAROLINA ST. (11/17/22)
Career	6, S. CAROLINA ST. (11/17/22)
<b>Field Goals Attempted</b>	
Season	6, S. CAROLINA ST. (11/17/22)
Career	6, S. CAROLINA ST. (11/17/22)
<b>3-Point Field Goals</b>	
Season	-
Career	-
<b>3-Point Field Goals Attempted</b>	
Season	-
Career	-
<b>Free Throws</b>	
Season	2, 2x, last DUQUESNE (11/11/22)
Career	5, MISSOURI (12/29/21)
<b>Free Throws Attempted</b>	
Season	6, HOWARD (11/7/22)
Career	6, 2x, last vs. HOWARD (11/7/22)
<b>Assists</b>	
Season	2, HOWARD (11/7/22)
Career	4, at Mississippi State (1/2/21)
<b>Steals</b>	
Season	4, HOWARD (11/7/22)
Career	4, HOWARD (11/7/22)
<b>Blocked Shots</b>	
Season	4, DUQUESNE (11/11/22)
Career	4, DUQUESNE (11/11/22)
<b>Minutes Played</b>	
Season	21, DUQUESNE (11/11/22)
Career	35, at Mississippi State (1/2/21)

- Had a career-high 12 points and added a pair of blocks in the win over South Carolina State
- Posted a game- and career-best four steals to go along with four points and three rebounds against Howard
- Nearly had a double-double with 10 points and nine rebounds in the win over Kentucky State
- Averaged 4.3 points and 1.3 boards per game in three appearances in The Bahamas
  - Missed one game due to shoulder soreness
- Traveled to Brazil in May with Sports Reach
  - Averaged 30 points and 8.3 rebounds in three games
- Seen action in 49 games for the Wildcats and made three starts

## Game-By-Game Statistics

Opponent	Date	GS	Min	FG-A	Pct.	3FG-A	Pct.	FT-A	Pct.	Off-Def-Tot	PF	Ast	TO	Blk	Stl	Pts
HOWARD	11/7	*	20	1-2	.500	0-0	.000	2-6	.333	0-3-3	2	2	2	1	4	4
DUQUESNE	11/11	*	21	1-4	.250	0-0	.000	2-4	.500	2-1-3	2	0	2	4	1	4
vs. Michigan State	11/15	*	15	1-1	1.000	0-0	.000	0-0	.000	1-2-3	4	1	0	1	1	2
S. CAROLINA STATE	11/17	*	13	6-6	1.000	0-0	.000	0-1	.000	1-2-3	0	1	1	2	0	12
at Gonzaga	11/20		10	1-1	1.000	0-0	.000	0-0	.000	0-1-1	4	0	0	0	1	2
NORTH FLORIDA	11/23															DNP - Illness

MISCELLANEOUS	2022-23	CAREER
Dunks	7	20
Double-Figure Scoring Games	1	1
Double-Figure Rebounding Games	0	2
Games With Double-Double	0	0
Games Led UK in Scoring	0	0
Games Led UK in Rebounding	0	2
Games Led UK in Assists	0	0
Games Led UK in Steals	1	3
Games Led UK in Blocks	1	7
Games With 3+ Assists	0	1
Games With 3+ Blocks	1	2
Games With 3+ Steals	1	1
Games With 3+ Three-Pointers	0	0

## Career Statistics

Year	GP-GS	Min-Avg	FG-FGA	Pct	3FG-FGA	Pct	FT-FTA	Pct	Off-Def-Tot-Avg	PF-FO	Ast	TO	Blk	Stl	Pts	Avg
2020-21	21-3	254-12.1	13-32	.406	0-0	.000	15-27	.556	24-39-63-3.0	41-1	8	19	11	6	41	2.0
2021-22	28-0	175-6.2	16-24	.667	0-1	.000	10-23	.435	16-37-53-1.9	33-0	3	14	11	5	42	1.5
2022-23	5-4	80-15.9	10-14	.714	0-0	.000	4-11	.364	4-9-13-2.6	12-0	4	5	8	7	24	4.8
<b>TOTAL</b>	<b>54-7</b>	<b>508-9.4</b>	<b>39-70</b>	<b>.557</b>	<b>0-1</b>	<b>.000</b>	<b>29-61</b>	<b>.475</b>	<b>44-85-129-2.4</b>	<b>86-1</b>	<b>15</b>	<b>38</b>	<b>30</b>	<b>18</b>	<b>107</b>	<b>2.0</b>





THE STAT CREW SYSTEM  
Kentucky Combined Team Statistics (as of Nov 23, 2022)  
All games

RECORD:	OVERALL	HOME	AWAY	NEUTRAL
ALL GAMES	4-2	4-0	0-1	0-1
CONFERENCE	0-0	0-0	0-0	0-0
NON-CONFERENCE	4-2	4-0	0-1	0-1

#	Player	gp-gs	min	avg	Total		3-Point		F-Throw		Rebounds				pf	dq	a	to	blk	stl	pts	avg		
					fg-fga	fg%	3fg-fga	3fg%	ft-fa	ft%	off	def	tot	avg										
34	Oscar Tshiebwe	4-2	99	24.8	27-46	.587	0-0	.000	10-12	.833	23	32	55	13.8	10	1	8	9	6	6	64	16.0		
12	Antonio Reeves	6-1	149	24.8	28-66	.424	20-43	.465	10-13	.769	4	10	14	2.3	6	0	8	8	1	2	86	14.3		
00	Jacob Toppin	6-6	167	27.8	30-73	.411	3-14	.214	14-24	.583	13	32	45	7.5	14	0	9	6	3	5	77	12.8		
22	Cason Wallace	6-6	190	31.7	28-51	.549	10-21	.476	5-8	.625	7	14	21	3.5	13	0	29	14	2	18	71	11.8		
01	CJ Fredrick	6-5	160	26.7	20-47	.426	11-32	.344	10-11	.909	3	6	9	1.5	7	0	14	4	0	6	61	10.2		
02	Sahvir Wheeler	5-3	134	26.8	15-37	.405	5-14	.357	10-13	.769	1	10	11	2.2	10	0	38	7	2	5	45	9.0		
24	Chris Livingston	6-3	91	15.2	11-25	.440	3-10	.300	12-13	.923	3	17	20	3.3	6	0	1	3	1	4	37	6.2		
03	Adou Thiero	3-0	34	11.3	3-6	.500	1-2	.500	8-11	.727	2	8	10	3.3	5	0	2	3	2	0	15	5.0		
55	Lance Ware	5-4	79	15.8	10-14	.714	0-0	.000	4-11	.364	4	9	13	2.6	12	0	4	5	8	7	24	4.8		
33	Ugonna Onyenso	6-0	72	12.0	13-22	.591	0-0	.000	2-5	.400	9	19	28	4.7	6	0	2	1	13	2	28	4.7		
04	Daimion Collins	4-0	57	14.3	4-12	.333	0-1	.000	4-6	.667	2	11	13	3.3	8	0	1	6	4	2	12	3.0		
14	Brennan Canada	3-0	6	2.0	1-3	.333	1-3	.333	0-0	.000	0	1	1	0.3	0	0	0	0	0	0	3	1.0		
21	Walker Horn	3-0	6	2.0	0-1	.000	0-1	.000	0-0	.000	0	1	1	0.3	1	0	1	3	0	0	0	0.0		
25	Kareem Watkins	3-0	6	2.0	0-0	.000	0-0	.000	0-0	.000	0	0	0	0.0	0	0	1	1	0	0	0	0.0		
Team											5	7	12											
Total.....		6	1250		190-403	.471	54-141	.383	89-127	.701	76	177	253	42.2	98	1	118	71	42	57	523	87.2		
Opponents.....		6	1250		146-383	.381	39-131	.298	77-106	.726	70	149	219	36.5	96	0	64	91	10	35	408	68.0		

TEAM STATISTICS	UK	OPP	Date	Opponent	Score	Att.	
SCORING	523	408	11/07/22	HOWARD	W 95-63	18750	
Points per game	87.2	68.0	1 11/11/22	DUQUESNE	W 77-52	20014	
Scoring margin	+19.2	-	2 11/15/22	vs Michigan St.	Lo2 77-86	15828	
FIELD GOALS-ATT	190-403	146-383	1 11/17/22	SOUTH CAROLINA ST.	W 106-63	18885	
Field goal pct	.471	.381		11/20/22	at #2/2 Gonzaga	L 72-88	12333
3 POINT FG-ATT	54-141	39-131	1 11/23/22	NORTH FLORIDA	W 96-56	19763	
3-point FG pct	.383	.298	1 = Tribute Classic (Rupp Arena   Lexington, Ky.)				
3-pt FG made per game	9.0	6.5	2 = Champions Classic (Gainbridge Fieldhouse   Indianapolis)				
FREE THROWS-ATT	89-127	77-106	* = Conference game				
Free throw pct	.701	.726					
F-Throws made per game	14.8	12.8					
REBOUNDS	253	219					
Rebounds per game	42.2	36.5					
Rebounding margin	+5.7	-					
ASSISTS	118	64					
Assists per game	19.7	10.7					
TURNOVERS	71	91					
Turnovers per game	11.8	15.2					
Turnover margin	+3.3	-					
Assist/turnover ratio	1.7	0.7					
STEALS	57	35					
Steals per game	9.5	5.8					
BLOCKS	42	10					
Blocks per game	7.0	1.7					
ATTENDANCE	77412	28161					
Home games-Avg/Game	4-19353	1-12333					
Neutral site-Avg/Game	-	1-15828					

Score by Periods	1st	2nd	OT	OT2	Totals
Kentucky	249	259	9	6	523
Opponents	178	206	9	15	408

THE STAT CREW SYSTEM  
Kentucky Combined Team Statistics (as of Nov 23, 2022)  
Last 5

RECORD:	OVERALL	HOME	AWAY	NEUTRAL
ALL GAMES	3-2	3-0	0-1	0-1
CONFERENCE	0-0	0-0	0-0	0-0
NON-CONFERENCE	3-2	3-0	0-1	0-1

#	Player	gp-gs	min	avg	Total		3-Point		F-Throw		Rebounds				pf	dq	a	to	blk	stl	pts	avg
					fg-fga	fg%	3fg-fga	3fg%	ft-fa	ft%	off	def	tot	avg								
34	Oscar Tshiebwe	4-2	99	24.8	27-46	.587	0-0	.000	10-12	.833	23	32	55	13.8	10	1	8	9	6	6	64	16.0
12	Antonio Reeves	5-1	124	24.8	20-50	.400	14-31	.452	10-12	.833	4	9	13	2.6	5	0	6	5	1	2	64	12.8
00	Jacob Toppin	5-5	136	27.2	25-61	.410	2-12	.167	10-17	.588	10	24	34	6.8	12	0	7	6	3	3	62	12.4
22	Cason Wallace	5-5	155	31.0	21-40	.525	9-19	.474	5-8	.625	5	8	13	2.6	9	0	20	12	2	16	56	11.2
02	Sahvir Wheeler	5-3	134	26.8	15-37	.405	5-14	.357	10-13	.769	1	10	11	2.2	10	0	38	7	2	5	45	9.0
01	CJ Fredrick	5-4	129	25.8	14-38	.368	9-27	.333	4-4	1.000	3	3	6	1.2	7	0	11	4	0	5	41	8.2
24	Chris Livingston	5-2	72	14.4	7-19	.368	2-8	.250	12-13	.923	2	14	16	3.2	3	0	1	2	1	3	28	5.6
03	Adou Thiero	2-0	21	10.5	3-5	.600	1-2	.500	4-5	.800	1	4	5	2.5	5	0	1	2	2	0	11	5.5
55	Lance Ware	4-3	59	14.8	9-12	.750	0-0	.000	2-5	.400	4	6	10	2.5	10	0	2	3	7	3	20	5.0
33	Ugonna Onyenso	5-0	52	10.4	10-18	.556	0-0	.000	2-4	.500	8	16	24	4.8	6	0	1	1	9	2	22	4.4
04	Daimion Collins	4-0	57	14.3	4-12	.333	0-1	.000	4-6	.667	2	11	13	3.3	8	0	1	6	4	2	12	3.0
14	Brennan Canada	2-0	4	2.0	1-2	.500	1-2	.500	0-0	.000	0	0	0	0.0	0	0	0	0	0	0	3	1.5
21	Walker Horn	2-0	4	2.0	0-1	.000	0-1	.000	0-0	.000	0	1	1	0.5	1	0	1	2	0	0	0	0.0
25	Kareem Watkins	2-0	4	2.0	0-0	.000	0-0	.000	0-0	.000	0	0	0	0.0	0	0	1	1	0	0	0	0.0
	Team										3	7	10				1					
	Total.....	5	1050		156-341	.457	43-117	.368	73-99	.737	66	145	211	42.2	86	1	98	61	37	47	428	85.6
	Opponents.....	5	1050		123-316	.389	32-106	.302	67-93	.720	57	125	182	36.4	77	0	54	75	9	31	345	69.0

TEAM STATISTICS	UK	OPP	Date	Opponent	Score	Att.	
SCORING	428	345	1	11/11/22	DUQUESNE	W 77-52	20014
Points per game	85.6	69.0	2	11/15/22	vs Michigan St.	Lo2 77-86	15828
Scoring margin	+16.6	-	1	11/17/22	SOUTH CAROLINA ST.	W 106-63	18885
FIELD GOALS-ATT	156-341	123-316		11/20/22	at #2/2 Gonzaga	L 72-88	12333
Field goal pct	.457	.389	1	11/23/22	NORTH FLORIDA	W 96-56	19763
3 POINT FG-ATT	43-117	32-106					
3-point FG pct	.368	.302					
3-pt FG made per game	8.6	6.4					
FREE THROWS-ATT	73-99	67-93					
Free throw pct	.737	.720					
F-Throws made per game	14.6	13.4					
REBOUNDS	211	182					
Rebounds per game	42.2	36.4					
Rebounding margin	+5.8	-					
ASSISTS	98	54					
Assists per game	19.6	10.8					
TURNOVERS	61	75					
Turnovers per game	12.2	15.0					
Turnover margin	+2.8	-					
Assist/turnover ratio	1.6	0.7					
STEALS	47	31					
Steals per game	9.4	6.2					
BLOCKS	37	9					
Blocks per game	7.4	1.8					
ATTENDANCE	58662	28161					
Home games-Avg/Game	3-19554	1-12333					
Neutral site-Avg/Game	-	1-15828					

1 = Tribute Classic (Rupp Arena | Lexington, Ky.)  
2 = Champions Classic (Gainbridge Fieldhouse | Indianapolis)  
\* = Conference game

Score by Periods	1st	2nd	OT	OT2	Totals
Kentucky	200	213	9	6	428
Opponents	152	169	9	15	345