



KENTUCKY

FOOTBALL

KENTUCKY (5-3, 2-3)

9/3	MIAMI (OHIO) (ESPN+)	W, 37-13
9/10	at #12/19 Florida* (ESPN)	W, 26-16
9/17	YOUNGSTOWN STATE (SECN)	W, 31-0
9/24	NORTHERN ILLINOIS (ESPN2)	W, 31-23
10/1	at #14/11 Ole Miss* (ESPN)	L, 19-22
10/8	SOUTH CAROLINA* (SECN)	L, 14-24
10/15	#16/17 MISS. STATE* (SECN)	W, 27-17
10/22	Open	
10/29	at #3/3 Tennessee* (ESPN)	L, 44-6
11/5	at Missouri* (SECN)	Noon
11/12	VANDERBILT*	TBA
11/19	GEORGIA*	TBA
11/26	LOUISVILLE	TBA

* SEC game; Home games in bold



#RV/24 KENTUCKY AT MISSOURI
SATURDAY, NOV. 5
NOON ET (11 AM CT) • SEC NETWORK
COLUMBIA, MISSOURI
FAUROT FIELD



WILDCATS

2022 Record/SEC Record	5-3 / 2-3
AP/USA Today Coaches Poll	RV / 24
Head Coach	Mark Stoops
Record at Kentucky (Years)	64-56 (10th)
Career Record (Years)	Same
Last Game	L, 44-6 at #3 Tennessee

TIGERS

2022 Record/SEC Record	4-4 / 2-3
AP/USA Today Coaches Poll	NR / NR
Head Coach	Eli Drinkwitz
Record at Mizzou (Years)	15-16 (3rd)
Career Record (Years)	27-17 (4th)
Last Game	W, 23-10 at South Carolina

RV / NO. 24 KENTUCKY MEETS MISSOURI IN FINAL ROAD GAME OF THE SEASON

RV/No. 24 Kentucky will face Missouri in Columbia, Missouri, Saturday, Nov. 5 for a noon ET kickoff on SEC Network, as UK aims to become bowl eligible for the seventh consecutive season.

The Wildcats will look to rebound from suffering a 44-6 defeat on the road at then-No. 3/3 Tennessee in Knoxville, Tennessee, last Saturday. The Cats are 1-1 in games after suffering losses this season. The Kentucky-Missouri appointment in Columbia this weekend will mark the Wildcats' final road game of the regular season, before returning home to host Vanderbilt, No. 1/1 Georgia and in-state rival Louisville to cap the schedule in November.

Kentucky will continue to lean on its pro-style offense, which ranks eighth in the country in time of possession, led by starting quarterback Will Levis, who was named to the 2022 Johnny Unitas Golden Arm Award Top 10 last week. On the other side of the ball, the UK defense in third in the conference and top 25 in the nation in scoring defense, allowing just 19.9 points per game, even after facing the country's leading scoring offense in the Volunteers last weekend.

ABOUT THE GAME

TV • SEC NETWORK

Play-by-Play	Jay Alter
Analyst	Dustin Fox
Sideline	Lauren Sisler

RADIO • UK SPORTS NETWORK

Play-by-Play	Tom Leach
Analyst	Jeff Piccoro
Sideline	Dick Gabriel

SATELLITE RADIO

Sirius - 81 XM APP - 81

INTERNET RADIO • UKathletics.com

Live Audio - free; Live Stats

TICKET INFORMATION

MUTigers.com/tickets

BY THE NUMBERS

2 10-WIN SEASONS IN PAST FOUR YEARS

4 SCHOOL-RECORD STRAIGHT BOWL WINS

19 STRAIGHT WINS OVER NON-CONFERENCE OPPONENTS (UK RECORD), LONGEST ACTIVE STREAK IN THE NATION

38 WINS SINCE START OF 2018, TIED FOR 14TH MOST AMONG POWER FIVE PROGRAMS

64 COACH STOOPS CAREER WINS, MOST IN SCHOOL HISTORY

QUICK NOTES

- Kentucky is coming off a loss to then-No. 3/3 Tennessee, 44-6, in Knoxville, Tennessee, last Saturday, as the Wildcats dropped to a 5-3 record and 2-3 in the Southeastern Conference.
- The border battle last weekend snapped Kentucky's streak of holding its previous 11 opponents to 24 points or less, as the Wildcats enjoyed a 9-2 record in that span. It was the longest streak since a 12-game stretch of 24 points or fewer in the 1979-80 seasons. Ironically, the last team to score more than 24 points against the Cats was last season's game against the Vols, when they tallied 45 points.
- Despite the setback, UK's defense is still ranked third in the league and 21st in the nation in scoring defense, limiting opponents to just 19.9 points per game.
- On the other side, quarterback Will Levis is ranked third in the league and 21st in the nation in completion percentage (68.1), while it is fourth in the league and 23rd in the nation in passing efficiency (158.4). Moreover, Levis is fifth in the SEC in passing yards per game, throwing for 247.6 per game this season.
- The UK signal caller was recently named to the 2022 Johnny Unitas Golden Arm Award Top 10. He also is on the watch lists for the Daviey O'Brien Award, the Manning Award, the Maxwell Trophy, CFPA National Performer of the Year and the Walter Camp Player of the Year.
- Running back Chris Rodriguez Jr. has 3,199 rushing yards in his career, which is the fourth-most in program history. He scored his 30th touchdown rushing at UT on Oct. 29, which





QUICK FACTS

Location: Lexington, Ky.
Founded: 1865
Enrollment: 33,000
Nickname: Wildcats
Colors: Blue (PMS 286) and White
Conference: Southeastern (Eastern Division)
Stadium: Kroger Field (61,000)
President: Dr. Eli Capilouto
Athletics Director: Mitch Barnhart
Faculty Representative: Joseph L. Fink III

2022 COACHING STAFF

Head Coach: Mark Stoops (Iowa, '89)
Overall College Coaching Record:
Record at Kentucky (Years): 64-56 (10 years)
Career Record (Years): 64-56 (.533, 10 yrs.)
SEC Record: 31-48 (.392)
Bowl Record: 4-2 (.667)

Assistant Coaches:

- Frank Buffano (Arizona, '06) Safeties/Co-Special Teams Coord., 3rd year
Chris Collins (Western Carolina, '10) Defensive Backs, 2nd year
Vince Marrow (Toledo, '92) Assoc. HC/TE/Recruiting Coord., 10th year
Rich Scangarello (Sacramento State, '96) Offensive Coord./Quarterbacks, 1st year
John Settle (Appalachian State, '89) RBs/Co-Special Teams Coord., 2nd year
Anwar Stewart (Kentucky, '17) Defensive Line, 3rd year
Mike Stoops (Iowa, '87) Inside Linebackers, 1st year
Brad White (Wake Forest, '05) Defensive Coord/OLBs, 5th year
Scott Woodward (UMass, '09) Wide Receivers, 2nd year
Zach Yenser (Troy, '07) Offensive Line, 1st year

Quality Control:

- Bryan Berezowitz (Kentucky, '19)
Josh Estes-Waugh (Kentucky, '12)
Louie Matsakis (Emporia State, '00)
Mark Perry (Kentucky, '01)
Joe Scola (Dartmouth, '07)

Graduate Assistants:

- C.J. Conrad (offense)
Kalon Humphries (defense)
Courtney Love (defense)
Drake Jackson (offense)
Cam Garner (off the field - offense)
Dan Hebert (off the field - offense)
Andrew Verboys (off the field - defense)

UK FOOTBALL ON SOCIAL MEDIA

- @UKFootball
@UKCoachStoops @CoachC_Collins
@Bigstew9 @CoachBuffano
@Mike_Stoops41 @Coachsetcats
@vincemarrow @CoachWoody7
@CoachWhiteFB @OL_Coach_Yenser

Kentucky Football Kentucky Wildcats

@UKFootball

UKStoopsTroops @UKFootball

remains the second-most in program history. In fact, he has scored Kentucky's last three touchdowns.

- Sixteen different players have tallied at least one reception this season, which is tied for the fifth-most in the nation.
Freshman trio WR Barion Brown, WR Dane Key and DL Deone Walker are on the 247Sports Midseason True Freshman All-America Team for 2022.
The Wildcats have had 40 different offensive and defensive players start at least one game this season, which is seventh-most in the nation. New Mexico leads the nation with 47 different starters in 2022.
This is head coach Mark Stoops' 10th year as head coach at UK, making him the longest tenured coach in program history. With Kentucky's win at then-No. 12/19 Florida on Sept. 10, he surpassed Paul "Bear" Bryant as the winningest head coach in program history and now has a 64-56 overall record.
Stoops is the second-longest tenured active head coach in the SEC, behind Alabama's Nick Saban, and the 11th-longest in the nation (Football Bowl Subdivision).
He has inked a contract extension that will keep him in Lexington through June 2028 with amended financial terms.
Stoops began his tenure at Kentucky 12-26 (.316) (2013 - through first two games of 2016). He has since gone 52-30 (.642) (2016 - present).
Stoops is on the midseason watch lists for the Bobby Dodd and Paul "Bear" Bryant National Coach of the Year Awards. He was also named the honorary head coach of the 2022 Allstate American Football Coaches Association (AFCA) Good Works Team for his work with the Kentucky Children's Hospital.
Kentucky is currently receiving votes in the Associated Press poll and ranked No. 24 in the USA Today/Coaches poll, falling out of the AP poll for this first time this season and back seven spots in coaches poll.
Prior to the season, UK earned four first-place votes, and was picked to finish second behind defending national champion Georgia in the SEC East, in a preseason vote at SEC Media Days in July.
The Wildcats' nationally-ranked defense is filled with experienced defenders, including seniors Jacquez Jones, Keidron Smith, DeAndre Square, Tyrell Ajian and Jordan Wright and juniors J.J. Weaver and Carrington Valentine.
Senior linebacker DeAndre Square joins former Wildcat Josh Paschal (2019-21) as the only players in school history to be elected team captain three straight seasons.
Three new assistant coaches were hired following last season. Mike Stoops, brother of head coach Mark Stoops, was hired as the inside linebackers coach in January, replacing Jon Sumrall who is now the head coach at Troy University. UK named San Francisco 49ers quarterback coach Rich Scangarello the program's new offensive coordinator and quarterbacks coach in February, following the departure of Liam Coen for Super Bowl champion Los Angeles Rams. Zach Yenser was also hired away from the 49ers in February to lead the Big Blue Wall.
Kentucky has won 19 straight nonconference games, the longest such active streak in FBS, which dates back to the 2017 Music City Bowl loss to Northwestern.
The Wildcats have 38 wins in the last four-plus seasons, which is the fifth most in the SEC and tied for 14th among Power Five programs
The Wildcats are tied with Florida (52) in the SEC East in wins from 2016 - present (52) and just behind Georgia (74).
Last season, Kentucky finished 10-3 and won the Vrbo Citrus Bowl for the second time in the past four seasons, defeating No. 15 Iowa, 20-17, on Jan. 1, 2022.
It is the second 10-win campaign in the past four seasons, after having just two in school history prior to that (11 in 1950; 10 in 1977).
Kentucky finished 5-3 in the SEC for second place in the SEC Eastern Division in 2021. It marked the first time since the league split into divisions in 1992 that UK ended the season in sole possession of second place of the East. UK has finished in a tie for second in the division on two other occasions, 2016 and 2018.
All three second-place SEC East finishes have been in the last six seasons under Mark Stoops.



- UK's 5-3 record was the second time since 1977 that UK posted a winning record in league play (also in 2018).
- UK has recorded multiple wins against ranked teams in four of the past five seasons, including this season (three in 2018, two in 2020, two in 2021, two in 2022). Before 2018, the Cats had just one season with multiple wins against ranked foes in the previous 40 years (two in 2007).
- Kentucky has 11 players in school history who have rushed for at least 1,900 career yards. Four of those have come during Stoops' tenure - Benny Snell Jr. (3,873), Chris Rodriguez Jr. (3,199), Stanley "Boom" Williams (2,511) and A.J. Rose (3,135).
- Since Brad White joined the staff in 2018, including defensive coordinator since 2019, UK has been ranked in the top 25 in total defense in three seasons (2018, '19, and '21) and twice in scoring defense (2018 and '19). Currently, UK is in the top 25 in both categories for 2022.
- UK has allowed 30 or fewer points in 53 of its past 60 games, including 38 of the last 45 games since Brad White became coordinator, and has held its last 11 of 12 opponents to 24 points or less (then-No. 3/3 Tennessee scored 44 points on Oct. 29).
- UK has allowed fewer than 400 yards in 11 of its last 12 games (then-No. 3/3 Tennessee combined for 422 yards on Oct. 29).
- During Stoops' tenure, the Wildcats have had nine different starting quarterbacks win a game in Jalen Whitlow, Maxwell Smith, Patrick Towles, Drew Barker, Stephen Johnson, Luke Wright, Lynn Bowden Jr., Terry Wilson and Will Levis.
- Since 2016, UK is 20-9 (.689) in games decided by seven points or less.
- The Wildcats signed their highest-rated recruiting class in school history in 2022. Six of the first-year players are seeing significant action already.


LAST TIME OUT

- Chris Rodriguez Jr. rushed 15 times for 64 yards and a touchdown but then-No. 3/3 Tennessee defeated Kentucky, 44-6, last Saturday night at Neyland Stadium.
- Kentucky fell behind early and never caught up against the high-powered Tennessee offense.
 - Tennessee (8-0, 4-0) took the opening kickoff and wasted little time getting on the board. The Vols needed just five plays to cover 75 yards, the final 55 coming on a 55-yard touchdown strike from Hendon Hooker to Jalin Hyatt. Chase McGrath added the extra point and Tennessee led 7-0 with 13:33 to play in the first quarter.
- The Cats would fare much better on their second drive. Kentucky converted on third down when Levis connected with Dane Key for eight yards. Then, on the next play, Levis lofted a pretty pass to tight end Jordan Dingle down the left sideline for 24 yards. UK would get inside the red zone on the back of Rodriguez. On second-and-goal from the three, Rodriguez went up the middle and into the end zone for the score. However, the PAT was blocked and Tennessee still led 7-6 with 4:44 left in the first.
- Quarterback Will Levis completed 16 of his 27 passes, for 98 yards and three interceptions.
- Running back Chris Rodriguez Jr. rushed 15 times for 64 yards and a touchdown.
 - He scored a touchdown rushing on a three-yard sprint into the endzone for Kentucky's first score of the game.
- Tight end Jordan Dingle had career highs with four catches for 44 yards.
 - He caught a season-long 24-yard pass for a first down on Kentucky's first touchdown drive of the game.
- Sophomore Tre'vonn Rybka had his first career sack in the game against Tennessee, combining for four total tackles.
- Sophomore linebacker D'Eryk Jackson led the Wildcats with a career-high 14 tackles, including four solo stops.

KENTUCKY-MISSOURI SERIES

- The SEC East rivals have met every year since 2012.
- Kentucky leads the series with Missouri, 8-4, and the Wildcats have won seven of the last eight.
- Kentucky and Missouri are split 3-3 in games played in Columbia, Missouri.
 - In the last matchup in COMO, the Wildcats suffered a 20-10 defeat.
 - UK's last win on Faurot Field in 2018 was an instant classic, as QB Terry Wilson connected with TE C.J. Conrad for a touchdown on the final play of the game to give the Cats the victory.


UK COMMUNICATIONS/ PR CONTACTS




**Director of Athletics
Communications and PR/
Primary Football Contact**
Susan Lax - 859-608-5019 (cell)
slax0@uky.edu




**Assistant AD/Athletics
Communications and PR/
Mark Stoops Contact**
Tony Neely - 859-576-9943
(cell)
tneely@uky.edu



**Associate Director of Athletics
Communications and PR/
Secondary Football Contact**
Matt May - 859-806-7463 (cell)
matt.may@uky.edu



**Assistant Director of Athletics
Communications and PR
Secondary Football Contact**
Cami Moore - 859-396-0368 (cell)
camiranmoore@uky.edu



**Senior Associate Director of
Athletics Communications and
PR/Credentials and Press Box
Coordinator**
Evan Crane - 270-559-8120 (cell)
wesley.crane@uky.edu

Main Office Phone: 859-257-3838
Central Bank Press Row Phone: 859.323.2800
Office Address:
Joe Craft Center, 338 Lexington Ave.
Lexington, KY 40506-0019
Website: UKathletics.com



collegepressbox

collegepressbox is the official media website for Division I football. Access and download game notes, quotes, statistics, media guides, headshots, logos and more for all FBS schools, conferences, postseason games, awards and the College Football Playoff. For access, please register for an account at collegepressbox.com/register.



KENTUCKY IN THE POLLS

DATE	AP	COACHES
Preseason	20	21
Week 2	20	20
Week 3	9	10
Week 4	8	9
Week 5	7	8
Week 6	13	13
Week 7	22	22
Week 8	19	18
Week 9	19	17
Week 10	RV	24
Week 11		
Week 12		
Pre-Bowls		
Final		

TOP 25 POLLS

2022 ASSOCIATED PRESS POLL

- 1 Georgia
- 2 Tennessee
- Ohio State
- 4 Michigan
- 5 Clemson
- 6 Alabama
- 7 TCU
- 8 Oregon
- 9 USC
- 10 UCLA
- 11 OLE MISS
- 12 Utah
- 13 Kansas State
- 14 Illinois
- 15 LSU
- 16 Penn State
- 17 North Carolina
- 18 Oklahoma State
- 19 Tulane
- 20 Wake Forest
- 21 NC State
- 22 Syracuse
- 23 Liberty
- 24 Oregon State
- 25 UCF

UK Opponents Receiving Votes: KENTUCKY (57), Mississippi State (5), South Carolina (2), Louisville (1)

2022 USA TODAY AFCA COACHES POLL

- 1 Georgia
- 2 Ohio State
- 3 Tennessee
- 4 Michigan
- 5 Clemson
- 6 Alabama
- 7 TCU
- 8 Oregon
- 9 USC
- 10 Ole Miss
- 11 UCLA
- 12 Utah
- 13 Illinois
- 14 Kansas State
- 15 North Carolina
- 16 Penn State
- 17 LSU
- 18 Oklahoma State
- 19 Wake Forest
- 20 NC State
- 21 Tulane
- 22 Syracuse
- 23 Liberty
- 24 KENTUCKY
- 25 UCF

UK Opponents Receiving Votes: Louisville (10), South Carolina (9), Mississippi State (8)

- UK trailed 14-3 with under six minutes remaining when the comeback started with WR Lynn Bowden Jr. returning a punt 67 yards for a score to cut the deficit to 14-9.
- The Cats got the ball back on their own 19-yard line with 1:24 remaining and quickly made their way down the field. With four seconds left, Wilson lofted a pass to the back corner of the end zone where WR Ahmad Wagner caught it but couldn't stay in bounds. However, Missouri was flagged for pass interference, setting up the final untimed down.
- UK coach Mark Stoops is 6-3 vs. Missouri during his tenure.

A UK WIN WOULD...

- Make Kentucky 6-3 and clinch bowl eligibility for the seventh straight season.
- Give Kentucky its second straight win over Missouri, and its eighth in the last nine matchups.
- Help Kentucky earn the series edge in games played in Columbia, Missouri, 4-3.
- Extend Stoops' all-time record of wins at Kentucky to 65 and his all-time record of SEC wins at Kentucky to 32.

WILL POWERED

- After transferring from Penn State in 2021, quarterback Will Levis earned the starting spot early in fall camp and started all 13 games, throwing for 2,827 yards and 24 touchdowns. He also rushed for 376 net yards and nine TDs.
 - In his UK debut against ULM in 2021, he passed for 367 yards and four touchdowns. He became just the second quarterback in the SEC since 2000 to rack up at least 350 passing yards, with at least four passing touchdowns and at least a 65 percent completion percentage in a win in his first career start, joining J.T. Daniels of Georgia (vs. Mississippi State in 2020).
 - Last season, against Louisville on Nov. 27, he rushed 14 times for a career-high 113 yards and a career-best four touchdowns. His four touchdowns tied the single-game school records for most rushing TDs and most total TDs.
- During the 2022 summer, he was one of the few collegiate passers to participate in the elite Manning Passing Academy camp.
- So far in 2022, Levis has helped Kentucky to a 5-2 record (unavailable against South Carolina because of a foot injury), including two ranked wins, with 130 completions on 191 attempts and just eight interceptions (68.1 completion percentage). He has accumulated 1,733 passing yards, averaging 247.6 yards per game, and combining for 13 passing touchdowns.
 - In the season opener against Miami (Ohio) on Sept. 3, he recorded his fourth 300-yard game as a Wildcat and his fifth game with at least three TD tosses. Moreover, he became the second quarterback in UK history with 300-yard passing games in consecutive season openers, joining Tim Couch in 1997 and '98. He also became the 15th UK quarterback to throw for at least 3,000 yards as a Wildcat.
 - In a highly-anticipated matchup with fellow NFL prospect Anthony Richardson of Florida, Levis shined, leading Kentucky to a win in The Swamp with his poise and playmaking ability.
 - He completed 27-of-35 passes for a season-high 377 yards against Youngstown State, which is his highest completion percentage in a game when attempting at least 20 passes (.771) and the second-most passing yards in his career. It is also the highest single-game completion percentage for a Wildcat (min. 35 pass attempts) since Dusty Bonner hit 34 of 40 (85 percent) in 1999.
 - Had his second straight 300+ passing yard game against Northern Illinois, while it also marked his third career game that he threw for four touchdowns.
 - Levis helped Kentucky to its second ranked triumph of the season after completing 17 of his 23 passes, and just one interception, for 230 yards and a touchdown against then-No. 16/17 Mississippi State on Oct. 8.
- He has earned publicity as being a potential top-10 overall selection for the 2023 NFL Draft.
- He was recently named to the 2022 Johnny Unitas Golden Arm Top 10, while he was named to nearly every preseason watch list he qualifies for, including the Maxwell Award, Davey O'Brien Award, Walter Camp Player of the Year, Manning Award, Reece's Senior Bowl and the Johnny Unitas Golden Arm Award. He was also named a preseason All-SEC selection by the media and coaches.



MILESTONES TO LOOK FOR...

- Senior **QB Will Levis** has 11 career rushing touchdowns. He ranks sixth on the career list for QBs who have attempted 200 or more passes. He needs two more to move past Jared Lorenzen (12) into fifth.
- Levis has thrown for 4,560 passing yards, seventh on the school's all-time list. He needs 539 to move into sixth.
- Levis has 37 career touchdown passes, sixth on the school's all-time list. He needs one to tie for fifth.
- Junior **RB Chris Rodriguez Jr.** has 3,199 career rushing yards for fourth place on the school's all-time list and is the 4th player in school history to reach 3,000. He needs 134 more yards to move up to No. 3.
- Rodriguez has 30 career rushing touchdowns, second in UK history behind Benny Snell Jr. (48).
- Rodriguez has 33 total touchdowns (30 rushing, 3 receiving) which ranks third on UK's career list.
- Rodriguez has 198 career points, eighth on UK's all-time list.
- Rodriguez has 17 career 100-yard rushing games, third-most in school history.
- Junior **RB Kavosiey Smoke** has 1,581 career rushing yards. He currently sits at No. 21 and needs 28 more to move up to No. 20.
- Senior **K Matt Ruffolo** currently ranks eighth in career scoring with 219 points. He needs seven more to move up to No. 7 with Taylor Begley.
- Senior **LB DeAndre Square** has 299 career tackles and needs one to become the 20th member of Kentucky's 300-Tackle Club, and just fourth in the 21st century. Senior **LB Jacques Jones**, a transfer from Ole Miss, has 299 career tackles, needing just one more to hit the 300-tackle mark.

QB1 THROUGH 20 CAREER GAMES

- Through 20 career games at Kentucky, Will Levis is 15-5 and has 4,560 passing yards, which ranks seventh on the program's career list. His 37 passing touchdowns are sixth all-time, while his 11 rushing touchdowns are also sixth all-time among UK quarterbacks. His 4,865 yards of total offense in his Kentucky career is ranked eighth all-time.

Career Passing Yards

6. Patrick Towles (2012, 2014-15)	5,099
7. Will Levis (2021-pres.)	4,560
8. Rick Norton (1963-65)	4,514

Career Passing Touchdowns

4. Babe Parilli (1949-51)	50
5. Mike Hartline (2007-10)	38
6. Will Levis (2021-pres.)	37

Career Rushing Touchdowns (min. 200 passing att.)

3. Shane Boyd (2001-04)	13
Pookie Jones (1991-93)	13
5. Jared Lorenzen (2000-03)	12
6. Will Levis (2021-pres.)	11

Career Total Offense Leaders

6. Patrick Towles (2012, 2014-15)	353 rush	5,099 pass	5,452 total
7. Stephen Johnson (2016-17)	702 rush	4,342 pass	5,044 total
8. Will Levis (2021-pres.)	305 rush	4,560 pass	4,865 total

HOT C-ROD

- Running back Chris Rodriguez Jr. had 1,379 rushing yards last season, which ranked fifth on UK's single-season rushing list and made him the leading returning rusher in the SEC in 2022.
 - By surpassing 1,000 rushing yards last season, he became the 10th Wildcat to have a 1,000-yard season. It has only been accomplished 14 times in total in the history of UK football.

BY THE NUMBERS

	2022	Stoops
Record	5-3	64-56
SEC	2-3	31-48
West	1-1	6-16
East	1-2	25-32
Non-Conference	3-0	33-8
Home	4-1	45-23
Road	1-2	15-30
Neutral site	0-0	4-3
Night	4-2	32-26
Day	1-1	32-30
TV Games	4-3	59-56
ABC	0-0	2-0
CBS	0-0	0-5
ESPN	1-2	5-13
ESPNU	0-0	3-5
ESPN2	1-0	6-3
ESPNNews	0-0	0-1
SEC Network	2-1	44-28
Fox Sports South	0-0	1-1
CBS Sports Network	0-0	1-0
August/September	4-0	28-12
October	1-3	17-19
November	0-0	14-22
December/January	0-0	5-2
Bowl Games	0-0	4-2
Coming off an open date	0-1	5-8

UK scores on 1st possession	2-0	30-15
Opp scores on 1st possession	2-2	18-25
UK scores first	1-0	39-18
Opponent scores first	4-3	25-38
UK leads after 1st quarter	0-0	36-9
Opponent leads after 1stQ	1-3	12-37
Teams are tied after 1stQ	4-0	16-10
UK leads at halftime	2-0	45-7
Opponent leads at halftime	1-2	10-44
Teams are tied at halftime	2-1	9-5
UK leads after 3rd quarter	5-0	55-4
Opponent leads after 3rdQ	0-3	5-49
Teams are tied after 3rdQ	0-0	5-3
Game goes to overtime	0-0	1-3

Scoring less than 20 pts	0-3	5-37
Scoring 20+ points	5-0	54-19
Scoring 30+ points	3-0	37-9
Allowing less than 20 pts	4-0	38-4
Allowing 20+ points	1-3	20-43
Allowing 30+ points	0-1	7-33

UK has more total yards	4-0	50-8
Opp. has more total yds	1-3	14-48
UK has more rushing yards	2-1	50-13
Opp. has more rushing yards	3-3	14-44
UK has more passing yards	5-2	31-17
Opp. has more passing yards	0-1	33-37
Rushing for < 100 yds	2-0	7-19
Rushing for over 100 yards	3-3	54-36
Rushing for 200+ yards	1-0	42-10
Passing for 200+ yards	3-1	24-16
Passing for 300+ yards	3-0	11-5

UK has 100-yard rusher	1-1	42-16
Opp. has 100-yard rusher	0-2	17-34

No turnovers	0-0	15-9
One or two turnovers	4-2	40-35
3 or more turnovers	1-1	9-11
No takeaways	1-1	14-15
3 or more takeaways	0-0	15-4
UK has more penalties	1-2	22-23
Opp. has more penalties	4-1	36-29
Teams have equal penalties	0-0	6-4

UK has more TOP	4-3	44-23
Opp. has more TOP	1-0	19-33
UK defense scores	1-0	15-5
Opponent defense scores	1-0	8-10
UK returns KO/Punt for TD	1-0	4-1
Opp. returns KO/Punt for TD	0-0	0-5

Playing on natural grass	1-2	16-34
Playing on artificial surface	4-1	48-21
In blue uniforms	1-1	17-6
In white uniforms	1-2	10-13
In white jerseys/blue pants	0-0	5-18
In blue jerseys/white pants	3-0	20-5
In black uniforms	0-0	1-3
In blue jerseys/grey pants	0-0	2-3
In grey uniforms	0-0	6-3
In grey jerseys/blue pants	0-0	3-5



100-YARD RUSHERS

Player	2022	Career	'22 Opponent
Chris Rodriguez Jr.	2	17	S. Carolina Miss. State
Will Levis	0	1	
Kavosiey Smoke	0	1	

100-YARD RECEIVERS

Player	2022	Career	'22 Opponent
Tayvion Robinson	2	2	Miami (Ohio) N. Illinois
Barion Brown	1	1	N. Illinois

300-YARD PASSERS

Player	2022	Career	'22 Opponent
Will Levis	3	6	Miami (Ohio) Youngstown St. N. Illinois

INTERCEPTIONS

Player	2022	Career
Keidron Smith	1	6
DeAndre Square	1	3
Jacquez Jones	1	2
Jordan Wright	1	2
Carrington Valentine	1	1
Trevin Wallace	1	1
Tyrell Ajian	0	4
J.J. Weaver	0	2
D'Eryk Jackson	0	2
Jalen Geiger	0	1

TRACKING SACK LEADERS

Player	2022	Career
J.J. Weaver	2.0	8.5
Jordan Wright	1.0	8.5
DeAndre Square	1.0	6.5
Jacquez Jones	1.0	4.0
Justin Rogers	0.0	2.5
Carrington Valentine	1.0	2.0
Octavious Oxendine	0.0	2.0
Trevin Wallace	0.0	2.0
Tre'vonn Rybka	1.0	1.5
Alex Afari Jr.	1.0	1.0
Tyrell Ajian	1.0	1.0
Darrion Henry-Young	1.0	1.0
Josaih Hayes	0.0	1.0
Vito Tisdale	0.0	1.0
Kahlil Saunders	0.5	0.5
Keaten Wade	0.5	0.5

STAT SUPERLATIVES

Most Games Played (min. 30): DeAndre Square (57), Tyrell Ajian (56), Keidron Smith (55), Jacquez Jones (50), Jordan Wright (48), Chance Poore (44), Tayvion Robinson (43), Chris Rodriguez Jr. (42), Kavosiey Smoke (42), Brendan Bates (42), Matt Ruffolo (38), Tashawn Manning (37), Ramon Jefferson (35), Will Levis (35), DeMarcus Harris (35), Kenneth Horsey (33), Ju. Dingle (31), Cummings (30)

Most Games Started (min. 20): DeAndre Square (43), Jacquez Jones (36), Keidron Smith (36), Tyrell Ajian (31), Kenneth Horsey (29)

Consecutive Games Started (min. 12): DeAndre Square (25)

Consecutive Games with a Tackle (min. 12): Jacquez Jones (31), Tyrell Ajian (31), J.J. Weaver (26), DeAndre Square (27)

Consecutive Games with a Reception (min. 5): T. Robinson (33), Brown (8), Jo. Dingle (8), Key (8)

- He was second in the SEC and 12th nationally with 106.1 yards per game and seventh in the SEC in all-purpose yards (110.8).
- His nine 100-yard rushing games in 2021 was a single-season school record.
- He rushed for 100 yards or more in five consecutive games to conclude the 2021 season, the second-longest streak in school history.
- He eclipsed 3,000 career rushing yards against then-No. 16/17 Mississippi State on Oct. 15, just the fourth player in program history to accomplish that feat.
 - He has 3,199 rushing yards in his career, the fourth most in program history.
- He also has 30 career rushing touchdowns, which is the second-most in school history, and his 33 career total touchdowns are the third-most in school history. Moreover, he averages 6.3 career yards per carry, which is ranked third in program history, and he has 17 career 100+ yard rushing games, which is also ranked third in program history.
- He has had only 19 of his 496 career carries go for negative yardage, a staggering testament to his ability to hit the hole and grind out yards.
- Since beginning to receive consistent carries in 2019, Rodriguez Jr. is one of just five players in the SEC to have multiple games of at least 195 rushing yards, joining former Wildcat Lynn Boden Jr., Tyler Badie (Missouri), Kevin Harris (South Carolina) and Kylin Hill (Texas A&M).

Career Rushing Yards

1. Benny Snell Jr. (2016-18)	3,873
2. Sonny Collins (1972-75)	3,835
3. Moe Williams (1993-95)	3,333
4. Chris Rodriguez Jr. (2018-pres.)	3,199

Career Rushing Touchdowns

1. Benny Snell Jr. (2016-18)	48
2. Chris Rodriguez Jr. (2018-pres.)	30

Career Total Touchdowns

1. Benny Snell Jr. (2016-18)	48
2. Randall Cobb (2008-10)	37
3. Chris Rodriguez Jr. (2018-pres.)	33
4. Craig Yeast (1995-98)	32

RUN, CATS, RUN

- Kentucky is the home of two of FBS's most prolific rushers, as both Ramon Jefferson and Chris Rodriguez Jr. rank in the top 10 for career rushing yards.
 - Jefferson did the bulk of his damage at Sam Houston State before transferring to UK during the offseason. However, Jefferson is expected to miss the remainder of the season after incurring a knee injury in the season opener.

Most Career Rushing Yards - FBS

1. 4,041	Xazavian Valladay	Arizona State
2. 3,958	Mohamed Ibrahim	Minnesota
3. 3,871	Travis Dye	Southern Cal
4. 3,645	Toa Taua	Nevada
5. 3,199	Chris Rodriguez Jr.	Kentucky
6. 3,160	Malik Cunningham	Louisville
7. 3,151	Percy Agyei-Obese	James Madison
8. 2,974	Chase Brown	Illinois
9. 2,956	DeWayne McBride	UAB
10. 2,954	Ramon Jefferson	Kentucky



2022 STATISTICAL LEADERS

RUSHING:	ATT.	YARDS	AVG.	TDS		
Chris Rodriguez Jr.	87	459	5.3	4		
Kavosiey Smoke	55	275	5.0	1		
PASSING:	ATT.	COMP	INT.	TDS	YARDS	PCT.
Will Levis	191	130	8	13	1,733	68.1
RECEIVING:	REC.	YARDS	AVG.	AVG/GAME	TDS	
Tayvion Robinson	29	403	13.9	57.6	3	
Barion Brown	26	362	13.9	45.3	2	
Dane Key	21	330	15.7	41.3	3	
TACKLES:	TOTAL	SOLO	AST.	INT.	SACKS	TFL (YDS)
DeAndre Square	55	26	29	1	1.0	3.0 (6)
Jordan Wright	37	23	14	1	1	7.5 (24)

HERE'S TO YOU, MR. ROBINSON

- Senior wide receiver Tayvion Robinson has made a big splash at Kentucky.
 - In his Kentucky debut against Miami (Ohio) on Sept. 3, the transfer from Virginia Tech tied his career high with six catches, good for a career-best 136 yards, the first 100-yard game of his career. His first UK play was a 45-yard catch-and-run that set up the Wildcats' first touchdown of the season. He followed with two catches on a field-goal drive, then a 41-yard reception to set up another field goal. He also contributed with a 23-yard punt return that preceded UK's third field-goal drive of the game.
 - He proved his versatility at then-No. 12/19 Florida, seeing time at running back with four carries for 11 yards. He also played some running back at then-No. 14/11 Ole Miss.
 - He set a new career best with seven catches for 147 receiving yards and two touchdowns against Northern Illinois, including touchdown receptions on 69 and 40 yards. The 69-yarder marked the longest of his collegiate career.
 - He sat out against then-No. 16/17 Mississippi State on Oct. 15 because of an injury, but returned against then-No. 3/3 Tennessee combining for four catches and 11 total yards in that game.
- In three seasons at Virginia Tech, he caught 113 passes for 1,555 yards and eight touchdowns. He also averaged 11.4 yards on punt returns, including a 60-yard TD jaunt.
- Including his time at Virginia Tech, he has started and caught a pass in 32 consecutive games, which ranks among FBS leaders:

Most Consecutive Games with a Reception - FBS

1.	41	Chris Autman*	Minnesota
2.	40	Zakhari Franklin	UTSA
	40	Jacob Cowing	Arizona
4.	37	Dylan Drummond	Eastern Michigan
5.	36	Rashee Rice	SMU
6.	35	Dontay Demus, Jr.	Maryland
7.	34	Joshua Cephus	UTSA
	34	Mitchell Tinsley	Penn State
9.	33	Tayvion Robinson	Kentucky
	33	Yo'Heinz Tyler	Ball State
	33	Jayshon Jackson	Ball State
	33	Xavier Hutchinson	Iowa State

* - Out for season

GREAT DANE

- Through eight games, freshman wide receiver Dane Key is third on the team with 21 catches for 330 yards and is tied for a team-high three touchdowns receiving.
 - Key's three touchdown catches already ties the program's freshman single-season record, joining Derek Abney in 2000 and Tommy Cook in 2001.

#LAFAMILIA

Kentucky football has several set of sons playing for former Wildcats or who are currently working for UK Football:

- Senior TE Brendan Bates is the grandson of former UK basketball player Gene Neff (1951-52)
- Sophomore Dru Phillips is the son of former Wildcat Carlos Phillips (1986-90)
- Sophomore WR Trey Dennis is the son of former Wildcat Harold Dennis (1994-96)
- Freshman walk-on WR Dylan Gary is the son of former DB Willie Gary, who played at UK from 1997-2000 and was a 1997 Freshman All-America First-Team selection by The Sporting News and a team captain in 2000
- Freshman OL Nik Hall is the son of Antonio Hall, who played at UK from 2000-03 and was an All-SEC selection.
- Freshman WR Dane Key is the son of former LB/DE Donte Key who played at UK from 1992-95 and was the National Defensive Player of the Week for his performance in the 1994 inaugural Governor's Cup game vs. Louisville
- OL Lucas Padgett is the son of Scott Padgett who played basketball at Kentucky (1995-99), helping the Wildcats advance to two Final Fours, including a national title in 1998 ... Went on to play eight years in the pros ... Mom, Cynthia (Dozier), was a four-year letter winner on UK's volleyball team (1994-97)
- Freshman kicker Jackson Smith is the son of former Wildcat punter Andy Smith (1997-99), an All-SEC punter whose 42.7-yard average in 1999 was, at the time, the third-best single-season mark in school history
- We have brothers, too. Senior OLB Justice Dingle is the older brother of redshirt freshman TE Jordan Dingle. They are from Bowling Green, Ky.
- Walk-on defensive ends Richard and Alex Bascom of Louisville, Ky., are fraternal twins.
- Freshmen Destin and Keaten Wade from Spring Hill, Tennessee, also are twins.
- Walk-on and transfer from UAB LB Kory Albert is the older brother of freshman DB Kobi Albert. They are from Fairfield and Clanton, Alabama, respectively.



2022 CAT SCRATCHES

FRESHMAN • DB • ALEX AFARI JR.

- Born in Pordenone, Italy
Mother, Mary Acheampong, originated from Ghana and moved to the U.S. in 2008
Speaks fluent Twi (a dialect of the Akan language spoken in southern and central Ghana)
Brother, David, is Lakota West HS's second all-time leading rusher who played two seasons at Miami (Ohio) before transferring to Northern Colorado in 2022

SOPHOMORE • DE • SAM ANAELE

- Born in Lagos, Nigeria
Moved to Miami in 2017, originally to play basketball at McDougle Technical Institute
Has only been playing football for five years

FRESHMAN • WR • JORDAN ANTHONY

- Won the U-20 National Track 200-meter title with a personal-record 20.34 seconds
Deemed the "fastest high schooler in the world" after finishing with a 10.14 in the 100-meters as well

SENIOR • TE • BRENDEN BATES

- Parents, Doug and Kelly, and brother, Doug, all played/play Division I sports
Grandfather is former UK Basketball player Gene Neff

SOPHOMORE • WR • DEE BECKWITH

- Very mechanically inclined and loves to work on cars and trucks ... Currently building his own custom truck

R-FRESHMAN • P • WILSON BERRY

- Played three years of Australian rules football for Essendon's team in the Victorian Football League
While playing footy, held down a part-time job at Grill'd, a restaurant known for preparing healthy hamburgers ... Started as a waiter before being promoted into the kitchen as a cook and then as an assistant manager
Currently 24 years old
Had a son, Leo, in July
UK's third straight Australian punter, following in the footsteps of Matt Panton (2017) and Max Duffy (2018-20)
Older brother, Jordan, played football at Eastern Kentucky and is currently a punter for the Minnesota Vikings

FRESHMAN • OL • GRANT BINGHAM

- Excellent tennis player who, along with doubles partner Brayden Pickle, advanced to Johnson Central's first regional team tennis championship

R-FRESHMAN • OL • JAGER BURTON

- Dad, Jeff, played football at Morehead State

SENIOR • DB • LONDYN CRAFT

- Dad, Douglas, played college football at Southern and went on to play seven seasons (1993-99) in the Canadian Football League ... Also saw time with the NFL's Seattle Seahawks and Indianapolis Colts

SOPHOMORE • WR • TREY DENNIS

- Dad, Harold, was a wide receiver at Kentucky from 1994-96

FRESHMAN • ILB • TOMIWA DUROJAIYE

- Dad, Bayo, originated from Nigeria

JUNIOR • ILB • LUKE FULTON

- Father, Jeff, played baseball at Pitt

COLLEGE FOOTBALL'S LONGEST ACTIVE TENURED FBS HEAD COACHES

1998

- 1. Dec. 2, Kirk Ferentz, Iowa

2004

- 2. Dec. 9, Kyle Whittingham, Utah

2005

- 3. Jan. 3, Mike Gundy, Okla. State
4. Dec. 12, Rick Stockstill, MT

2006

- 5. July 7, Pat Fitzgerald, Northwestern
6. Dec. 22, Troy Calhoun, AF

2007

- 7. Jan. 3, Nick Saban, Alabama
8. Dec. 8, Ken Niumatalolo, Navy

2008

- 9. Oct. 13, Dabo Swinney, Clemson

2011

- 10. Jan. 13, David Shaw, Stanford

2012

- 11. Nov. 27, Mark Stoops, UK
12. Dec. 1, Dave Doeren, N.C. State

Mark Stoops is the second-longest tenured coach in the SEC behind Alabama's Nick Saban. He is the 11th-longest tenured coach in the nation (see chart above).

- The last Wildcat with a touchdown catch in the first three games of a season was La'Rod King in 2011.
Key also became the only true freshman at UK, since freshmen were granted eligibility in 1972, to record receiving touchdowns in each of his first two collegiate games and the first freshman since Derek Abney (2000) to catch at least two scores through his first two games (Abney had a pair of TD catches vs. South Florida in his debut).
Key snagged a 55-yard touchdown at then-No. 12/19 Florida, with a highly contested leaping catch, to earn SEC Freshman of the Week honors for his impressive performance in The Swamp.
Through five weeks, ESPN.com ranked him the No. 13 freshman in the country.
The rookie is ninth in the SEC in receiving touchdowns (three), 12th in the SEC in yards per reception (15.7).

Freshman WR/TE (RS or True) to Have 100+ Receiving Yards in First Three Games of Season (since 2000):

Table with 4 columns: Year, Name, Year, Rec. Rows include Dane Key (2022, 13 rec.), Garrett 'Juice' Johnson (2014, 9 rec.), Ryan Timmons (2013, 9 rec.), Jeff Badet (2013, 9 rec.), Derek Abney (2000, 11 rec.), Blake Bone (2014, 5 rec.), Dorian Baker (2014, 9 rec.), Jordan Aumiller (2010, 7 rec.)

WHAT CAN BROWN DO FOR YOU?

- Freshman wide receiver Barion Brown is ranked seventh in the nation and first in the Southeastern Conference in kickoff return average at 36.6 yards per nine attempts. He is also ranked ninth in the SEC in all-purpose yards per game (89.12) and 21st in the SEC in receiving yards (362).
He earned his third SEC honor this season after racking up 245 all-purpose yards on just five touches at then-No. 14/11 Ole Miss. He caught two passes for 81 yards and had three kickoff returns for 164 yards. The 164 kickoff return yards set a new single-game freshman record, breaking Tony Mayes' record of 159 set vs. Georgia in 1983.
He also was previously named SEC Special Teams Player of the Week after the season opener and was SEC co-Freshman of the Week after his first 100-yard receiving game against Northern Illinois.
He is the first Wildcat to win a SEC weekly award three times in a single season since Lynn Bowden Jr. in 2019.
The rookie is the only player in the nation with two 80-plus yard kickoff returns (vs. Miami (Ohio), at then-No. 14/11 Ole Miss).



- He made a stunning debut against Miami (Ohio) on Sept. 3, taking the opening kick of the second half back 100 yards for a touchdown in the season opener. Brown took the kick, sliced to his left, found open space and then outran everyone down the visiting sideline.
 - It was the first Kentucky kickoff return for a score since Derrick Locke went to the house vs. Louisville (100 yards) in September 2009.
 - He also caught three passes for 45 yards in his collegiate debut.
 - He was named the SEC Special Teams Player of the Week for his efforts.
- He notched his first career 100-yard receiving game with 102 yards against Northern Illinois, including his first two collegiate touchdown catches.
- Brown had a career-high seven catches for 62 yards in his latest appearance against then-No. 16/17 Mississippi State on Oct. 15.
 - It is the most catches for a UK freshman since Daryl Collins had seven receptions vs. Louisville in 2012.

“BIG BLUE WALL”

- The Kentucky offensive line was one of four units named as a finalist for the Joe Moore Award in 2021, recognizing the Most Outstanding Offensive Line Unit in college football.
 - It was the fourth consecutive season that the Kentucky offensive line, known as the “Big Blue Wall,” has been recognized by the award for its work in the trenches.
- Behind Kentucky’s talented “Big Blue Wall” is running back Chris Rodriguez Jr.. He ranked second in the Southeastern Conference and 12th nationally with 106.1 rushing yards per game last season. He totaled 1,379 yards and set a school record with nine 100-yard rushing games in 2021.
 - This season, he eclipsed 3,000 career rushing yards with his 17th game of 100+ rushing yards against then-No. 16/17 Mississippi State on Oct. 15 (31 carries, 197 yards).
- Although the “Big Blue Wall” lost key members in C Luke Fortner, LT Darian Kinnard to the NFL Draft and RT Dare Rosenthal as well, the unit returned preseason All-SEC selection Kenneth Horsey and Outland Trophy Watch Lister Eli Cox.

WHITE-OUT

- Fourth-year defensive coordinator Brad White has proven to be an excellent hire after Coach Mark Stoops plucked him from the National Football League in 2018. During White’s term, Kentucky has steadily become more stout on that side of the ball and other programs have taken notice, as White has turned down several other coaching opportunities in that time.
- For the first time since 1986-89, UK has allowed 26 or fewer points per game in four straight seasons.
- For the first time since 1959-62 it has yielded 160 rushing yards or fewer per game for four straight seasons.
- In today’s high-scoring offensive game, the UK defense has held opponents to 30 or fewer points in 38 of his 45 games as coordinator (2019-present).

DEFENSE, DEFENSE, DEFENSE

- Kentucky is ranked fourth in the league behind Georgia (262.6), Alabama (295.6) and Missouri (310.1), and 20th nationally, in total defense through eight games, limiting its opponents to just 311.2 yards per game. The Wildcats are also ranked fourth in the SEC in pass defense so far this season, holding their opponents to just 118.29 passing yards per game.
- Kentucky has allowed fewer than 215 passing yards in seven of its eight games this season (Kentucky allowed 245 passing yards at then-No. 3/3 Tennessee on Oct. 29). It has allowed fewer than 200 passing yards in five of those eight games this season.
 - UK held its first four opponents of the season to under 200 passing yards, the first time it has done so through the first four games since 1989.
- Kentucky allowed just 203 passing yards in game against then-No. 16/17 Mississippi State on Oct. 15. UK limited MSU to season lows for total offense (225 yards), rushing yards (22), passing yards (203) and first downs (13). UK also allowed only 10 offensive points. The Cats currently rank second in the SEC in scoring defensive, limiting opponents to 16.43 points per game.

2022 CAT SCRATCHES

FRESHMAN • WR • DYLAN GARY

- Father, Willie, played defensive back at Kentucky from 1997-2000 and went on to play for the St. Louis Rams in 2001
- Mother, Sam, ran track at Tennessee from 1998-2002, competing in the 100-, 200- and 400-meters

JUNIOR • DB • JALEN GEIGER

- Father, Tony, was a Chief Warrant Officer (CW3) in the United States Army for 21 years with five combat deployments, while his mom, Ramona, retired as a First Sergeant (E-8) after 25 years of service with three combat deployments in the Army

SENIOR • P • COLIN GOODFELLOW

- Earned his (RN) nursing degree in 2021

FRESHMAN • OL • KIYAUNTA GOODWIN

- Can play five instruments

FRESHMAN • OL • NIK HALL

- Father, Antonio, played for Kentucky from 2000-03 and was a two-year first-team All-SEC selection.

JUNIOR • WR • DEMARCUS HARRIS

- Father, Marc, played minor-league baseball for the Chicago White Sox from 1991-93; Served as DeMarcus’ wide receivers coach in high school

SENIOR • OL • KENNETH HORSEY

- Had open-heart surgery in April of 2018
- Competed in martial arts for 14 years

FRESHMAN • TE • JOSH KATTUS

- Dad, Eric Kattus, was a tight end at Michigan from 1982-85 and went on to a seven-year career in the NFL, playing six years with the Cincinnati Bengals and one with the New York Jets

FRESHMAN • WR • DANE KEY

- Father, Donte Key, was a UK linebacker/defensive end from 1992-95
- Brother, Devon Key, played for the Kansas City Chiefs

FRESHMAN • WR • COLE LANTER


- Cousin, Tod Lanter, played basketball at Kentucky from 2012-15 and uncle Bo Lanter, played basketball at Kentucky from 1979-82

SENIOR • QB • WILL LEVIS

- Comes from a family of athletes as his great-grandfather, Alva Kelley, was an All-America football player at Cornell University and won a National Championship in 1939 ... Went on to be the head football coach at Colgate University, Hobart College and Brown University
- Father, Mike, was a tight end at Denison University
- Mother, Beth Kelley Levis, was two-time All-America soccer player at Yale and has been inducted into the Connecticut Girls’ Soccer Association Hall of Fame
- Uncle, David Kelley, also was an Academic All-America football player at Yale

SENIOR • WR • RAHSAAN LEWIS

- Father, Ray, played 17 seasons in the NFL and was a 13-time Pro Bowler, 10-time All-Pro, two-time NFL Defensive Player of the Year, a member of the NFL 2000s All-Decade Team, two-time Super Bowl champion and Super Bowl XXXV MVP, as well as a two-time All-American at the University of Miami



2022 CAT SCRATCHES

SOPHOMORE • ILB • CONNOR LONG

- Dad, Octavis, was a wide receiver at Michigan State from 1995-97
- Mother, Lynette, ran track for the Spartans

SENIOR • OL • TASHAWN MANNING

- During his senior year of high school, was diagnosed with acute promyelocytic leukemia ... After eight months of chemotherapy, he was declared cancer-free on July 10, 2016

FRESHMAN • OLB • NOAH MATTHEWS

- Mom, Christel, threw the discus at Delaware State from 1992-96

SENIOR • LS • JORDAN MORROW

- Dad, Jeff, played football at Kent State and is the current director of player personnel for the Carolina Panthers

SENIOR • ILB • WILL NALTY

- Dad, Donald, played football at Tulane from 1982-86

JUNIOR • DT • OCTAVIOUS OXENDINE

- Dad, Kirk, is a retired U.S. Army Sergeant First Class

SOPHOMORE • OL • LUCAS PADGETT

- Father, Scott, played basketball at Kentucky from 1995-99, helping the Wildcats advance to two Final Fours, including a national title in 1998 ... Went on to play eight years in the pros ... Mom, Cynthia, was a four-year letter winner on UK's volleyball team from 1994-97 ... Older brother, Logan, currently plays basketball at Manhattan College

JUNIOR • LS • CLAY PERRY

- Father, Matthew, played football at Western Kentucky; uncle, Mark Perry, played football at Northwestern; uncle, Todd Perry, is a former Wildcat who played from 1988-92 and went on to an 11-year career in the NFL with the Chicago Bears (eight years) and the Miami Dolphins (three years) as a guard

SOPHOMORE • DB • ANDRU PHILLIPS

- Father, Carlos, played linebacker at Kentucky under Jerry Claiborne; mom, LaTonya, was a standout athlete at Danville High School; brother, C.J., played football at Morehead State in 2015

FRESHMAN • DB • BRADY PIERCE

- Father, Chris, was a punter/kicker at Southern Miss (1994-96); mother, Andrea, was a softball player (second base) at Notre Dame (1992-96); Brother, Andrew, is currently a defensive back at Mount St. Joseph

R-FRESHMAN • OL • PAUL RODRIGUEZ

- Mother, Wendy, played softball and basketball at Davis & Elkins College from 1985-89

SENIOR • K • MATT RUFFOLO

- Graduated in 2022 with his MBA and is working on a second master's degree in finance
- Nicknamed the "spicy Italian meatball"

FRESHMAN • K • JACKSON SMITH

- Son of former Wildcat punter Andy Smith (1997-99), an All-SEC punter whose 42.7-yard average in 1999 was, at the time, the third-best single-season mark in school history

SENIOR • DB • KEIDRON SMITH

- Mother, Deirdre, played basketball at UCF; father, Alonzo, played basketball at Savannah

BURTON ELECTED TO UK ATHLETICS HOF

The University of Kentucky Athletics Hall of Fame Class of 2022 was announced in July, with Jim Andrews (men's basketball), Derek Bryant (baseball), Dezerea Bryant (women's track and field), Keenan Burton (football), Mike Lyden (swimming and diving) and Kelsey Nunley-Moore (softball) chosen for induction.

The new Hall of Famers will be inducted during Hall of Fame Weekend on November 10-12.

KEENAN BURTON, FOOTBALL, 2003-07

Great pass receiver and kickoff returner who also won awards for his outstanding character ... Finished his career fourth in school history in pass receptions (189), second in UK history for receiving yardage (2,376) and TD catches (25) ... Three-year All-SEC honoree, including first-team honors as a junior ... Led UK in pass receiving as a junior and senior as the Wildcats posted consecutive wins in the 2006 and '07 Music City Bowls ... Set UK career record for kickoff return average (25.6-yard average, min. 50 returns) ... Named to the UK Athletics Society of Character, the SEC Community Service Team and the SEC Academic Honor Roll ... Played two years in the NFL before sustaining a career-ending injury.

- 22 rushing yards is the fewest UK has allowed since the Mississippi State game in 2020 (20 yards in that game).
- The Wildcat defense dominated their opponents in the first three weeks, holding each opposing squad to under 300 total yards. It marked the first time the UK defense has done so since the first three games of 1989.
 - Kentucky held its first three opponents of the season to a combined 761 yards of total offense, its fewest in the first three games since 2008 (752 in first three games).
 - UK also limited Florida and Youngstown State to under 50 percent completions, the first time in back-to-back games since 2018 (Florida and Murray State).
 - UK had held its opponents scoreless for six straight quarters for the first time since 2019, after a second-half shutout at Florida on Sept. 10 and the game shutout against Youngstown State on Sept. 17.

MAYBE NEXT TIME

- The Wildcat defense is ranked fifth in the SEC and 24th in the nation in third-down conversion percent defense, holding their opponents to converting on third down just 34 times in 106 attempts (.321) through week nine.
- That has helped Kentucky give up just 18 touchdowns through eight games this season, which is the third fewest in the league and the 21st fewest in the nation. Meanwhile, those 18 combined touchdowns given up in 2022 included its game against the top-scoring offense in the nation in Tennessee.

Fewest Touchdowns Allowed in the SEC

Georgia	7	Miss. State	22
Alabama	15	Ole Miss	24
KENTUCKY	18	South Carolina	24
Missouri	20	Florida	30
LSU	20	Auburn	30
Tennessee	21	Arkansas	34
Texas A&M	21	Vanderbilt	38

"IT'S INTERCEPTED!"

- UK is tied with UGA for the second-most interceptions in the SEC since 2020 (31), and has the fourth-most interceptions in the league this season with six. In fact, since the beginning of the 2020 season, Kentucky is tied with Ohio State, Pittsburgh and Utah for the most interceptions returned for a touchdown (7) among FBS programs.



Most Interceptions by SEC Teams Since 2020

S. Carolina	32
KENTUCKY	31
Georgia	31
Miss. State	31
Arkansas	30
Alabama	30

IT'S HIP TO BE SQUARE

- Senior inside linebacker DeAndre Square has been named one of the 51 players on the watch list for the Butkus Award, given to the nation's top linebacker since 1985. The watch list features 51 linebackers, mirroring the legendary "51" pro jersey associated with the award's namesake, Dick Butkus, who was recognized by NFL Films as the best defensive player in football history. The Butkus Award is focused on recognizing linebackers who consistently play off the ball on their feet in a two-point stance in traditional form.
- He started the season opener against Miami (Ohio) on Sept. 3, marking his fourth straight start in a season opener. He became the first Wildcat to do so since tight end C.J. Conrad in 2015-18. He became the first defensive Wildcat to do so since cornerback Trevard Lindley in 2006-09.
 - He led the Wildcats in tackles in the opener with seven stops.
- Square leads the team in tackles with 55, which is 18 more than anyone else on the team.
 - He needs just one stop to reach 300 in his career.
- Square was named Southeastern Conference co-Defensive Player of the Week for his efforts in Kentucky's triumph over then-No. 16/17 Mississippi State on Oct. 15. Square sealed the win over the Bulldogs with an interception with 4:01 remaining in the game. It was the third interception of his career, and the first of the season. He also tallied 11 tackles and 0.5 tackles for loss. It was the second game-clinching interception he has recorded in Kentucky's past eight games, dating to its VRBO Citrus Bowl win over Iowa on Jan. 1, 2022.

PRICE IS WRIGHT

- Kentucky super senior and outside linebacker Jordan Wright has been wreaking havoc on opposing offenses, currently leading the team with 7.5 tackles for loss (24 yards).
- He has at least 2.0 TFLs in three of six games played this season.
- He made an instant impact on the field in his first outing of the season against then-No. 12/19 Florida, his home-state school. He earned SEC co-Defensive Player of the Week for his work, which included:
 - Made a game-changing interception while totaling six tackles, a quarterback sack, another tackle for loss, and caused a fumble.
 - With Kentucky trailing 16-7 late in the second quarter, he made a spectacular one-handed interception and returned it to the Florida six-yard line, setting up a UK touchdown that swung the momentum in favor of the Wildcats.
 - From that point, UK limited Florida to no points, five first downs and 91 total yards in the second half; it was the first time UF had been shut out in the second half since 2017.
 - In the third quarter, stopped a possession with an eight-yard sack, forcing a punt.
 - Also credited with a five-yard tackle for loss and a caused fumble.

GAINING CLOUT WITH THE SHUTOUT

- In the Wildcats' 31-0 triumph over Youngstown State on Sept. 17, UK recorded its first shutout since a 42-0 win over Miami (Ohio) at a neutral-site game in Cincinnati, Ohio, on Sept. 5, 2009.
- It marked Kentucky's first shutout at home since defeating Vanderbilt 25-0 on Nov. 16, 1996 (25-0) and first shutout since the facility was named Kroger Field in 2015.
- It was UK's largest margin of victory in a home shutout since a 35-0 win over Kent State in 1993.
- It marked Kentucky's first first-half shutout since LSU on Oct. 9, 2021, and their second-straight, second-half shutout since holding Florida off the scoreboard in week two on Sept. 10, 2022.

2022 CAT SCRATCHES

State; sister, Kaylon, is currently a senior forward on the Vanderbilt women's basketball team

FRESHMAN • WR • JOSH TERRELL

- Father, Scott, was a receiver at Howard Payne University

SOPHOMORE • ILB • MARTEZ THROWER

- Sister, Tionne Wallace, is a Private First Class in the U.S. Army

JUNIOR • S • VITO TISDALE

- Son of "Big V" the co-founder and former member of the Southern rap quartet from Louisville, Kentucky, Nappy Roots

JUNIOR • DB • CARRINGTON VALENTINE

- Sister, Shala, played basketball at UMass Lowell and brother, Jerrick, played soccer at Bellerme

SENIOR • FB • JACK VARGA

- Comes from a tennis family as dad, John, uncle Andrew Varga, uncles Paul and Andrew Varga, and aunt, Julie Hale, all played tennis at UK

SOPHOMORE • ILB • TREVIN WALLACE

- Uncle, Robert Bryanta, was a linebacker at Oklahoma from 2009-11

FRESHMAN • WR • BRANDON WHITE

- Timed as fast as 4.28 seconds in the 40-yard dash
- Mother, Jeanita, played basketball at Mississippi State, while dad, Ben, was a running back at Mississippi State

JUNIOR • OLB • J.J. WEAVER

- Has six functioning fingers on his right hand
- Got custom gloves made to fit his hand
- Played high school football in Louisville but grew up in Broward County, Florida

SOPHOMORE • OLB • JAI WILLIAMS

- Father, James, also known as "Big Cat," played 12 seasons (1991-2002), mostly as an offensive tackle, with the Chicago Bears and is known as one of the "100 Greatest Bears of All-Time"

SENIOR • C • QUINTIN WILSON

- Graduated in December of 2020 with a degree in management ... Completed his bachelor's degree in two and one-half years with the help of advanced placement credits earned in high school ... Earned his MBA in 2022 and is currently working on a second master's degree in sport leadership
- Didn't start playing football until his freshman year of high school

R-FRESHMAN • OL • DAVID WOHLABAUGH JR.

- Father, Dave, played at Syracuse and went on to a nine-year NFL career with New England (1995-98), Cleveland (1999-2002) and St. Louis (2003) ... Also a member of the 1995 All-Rookie Team, played in the 1997 Super Bowl, and started all 128 games of his NFL career ... Teammate with former Kentucky quarterback Tim Couch with the Cleveland Browns
- Brother, Jack, was center at Duke from 2018-21.
- Played hockey (defense) as a young child until his sophomore year of high school

R-FRESHMAN • RB • LA'VELL WRIGHT

- Has a pet lizard, Dash

SENIOR • OLB • JORDAN WRIGHT

- Older sister, Kayla, played basketball at Nova Southeastern

**HONORING THE CATS****Barion Brown**

- SEC Special Teams Player of the Week (9/5)
- SEC co-Freshman of the Week (9/26), (10/3)

Eli Cox

- UK Student-Athlete Advisory Committee
- SEC Football Leadership Council

Izayah Cummings

- UK Student-Athlete Advisory Committee

Colin Goodfellow

- Preseason Fourth-Team All-SEC (Phil Steele)

Kiyaunta Goodwin

- Preseason Freshman All-America (ESPN)

Kenneth Horsey

- Preseason Honorable mention All-America (PFN)
- Preseason Third-Team All-SEC (Media Days)

Dane Key

- SEC Freshman of the Week (9/12)

Will Levis

- Preseason Third-Team All-SEC (Media Days)
- Preseason Third-Team All-SEC (Coaches)

Tayvion Robinson

- Preseason Second-Team All-SEC, PR (Phil Steele)
- Third-Team All-SEC, WR (Phil Steele)

Chris Rodriguez Jr.

- Preseason Second-Team All-America (Phil Steele)
- Preseason First-Team All-SEC (Coaches)
- Preseason First-Team All-SEC (Phil Steele)
- Preseason Second-Team All-SEC (Media Days)

Justin Rogers

- Preseason Fourth-Team All-SEC (Phil Steele)

Matt Ruffolo

- Lou Groza Award Stars of the Week (9/7)

DeAndre Square

- SEC co-Defensive Player of the Week (10/17)
- Preseason Third-Team All-SEC (Phil Steele)

Carrington Valentine

- UK Student-Athlete Advisory Committee

Deone Walker

- Preseason Freshman All-America (247 Sports, On3.com)

J.J. Weaver

- Preseason Third-Team All-SEC (Phil Steele)

Jordan Wright

- SEC co-Defensive Player of the Week (9/12)

JORDAN YEAR

- Albeit by chance, a few members of the 2022 Kentucky football team are connected to Michael Jordan, perhaps the greatest basketball player in history, and the Jordan River from the Bible.
- Six Wildcats were given the name Jordan, both as an ode to Michael's greatness and to the Jordan River, which is important in biblical circles, while some have no specific meaning to either.
- The six student-athletes include WR Jordan Anthony, TE Jordan Dingle, DB Jordan Lovett, LS Jordan Morrow, DB Jordan Robinson and OLB Jordan Wright. Lovett and Anthony said they were named after Michael Jordan, while Wright and Dingle claim they were named after the Jordan River.

FIRST-YEAR FROSH ARE TRUE

- Freshman trio WR Barion Brown, WR Dane Key and DL Deone Walker are on the 247Sports Midseason True Freshman All-America Team for 2022.
- Five Kentucky true freshmen are making significant contributions to the Wildcats.
 - Defensive back Alex Afari is tied for 12th on the team in tackles with 18 stops and is fifth on the team in tackles for loss with 2.5 (nine yards).
 - Linebacker Keaten Wade has made 13 tackles, including 1.5 sacks (eight yards).
 - Deone Walker leads UK defensive linemen in tackles with 20, including two for loss (three yards).
 - WR/KOR returner Barion Brown is second on the team with 26 catches for 362 yards and two touchdowns. He is seventh in the nation and first in the league in kickoff return average at 36.6 yards per nine attempts, including a 100-yard kickoff return for a touchdown. He's been named both SEC Special Teams Player of the Week and SEC co-Freshman Player of the Week (twice) for his efforts.
 - WR Dane Key is third on the team in receiving with 21 catches for 330 yards, while he is tied for the team lead for touchdown receptions with three.

DEBUT IN BLUE

- Kentucky had 15 players make their debut in blue and white in the season opener against Miami (Ohio) on Sept. 3, eight of whom are true freshmen: DB Alex Afari Jr., WR Barion Brown, DB Zion Childress (soph.), DL Tomiwa Durojaiye, LB Tyreese Fearbry, DB Maxwell Hairston (RS fr.), QB Deuce Hogan (soph.), RB Ramon Jefferson (sr.), WR Dane Key, OL Tashawn Manning (sr.), LB Noah Matthews, WR Tayvion Robinson (sr.), DB Keidron Smith (sr.), LB Keaten Wade and DT Deone Walker.

CATS IN THE NATIONAL POLLS

- Kentucky is currently receiving votes in the Associated Press poll and ranked No. 24 in the USA Today/Coaches poll, falling out of the AP poll for this first time this season and back seven spots in coaches poll.
- The Wildcats were ranked in the top 10 in both the Associated Press poll (7th) and coaches' poll (8th) for three straight weeks to close out the month of September, climbing one spot in each poll over that stretch. The Cats dropped out of the top 10, to No. 13 in both polls, after their loss at then-No. 14/11 Ole Miss on Oct. 1, before earning their current placement at No. 22 in both polls.
 - Kentucky hadn't been ranked in the top 10 in three straight weeks in the AP poll since Nov. 14, 1977 (7th), Nov. 21, 1977 (7th) and Nov. 28, 1977 (7th), while this was the first instance of being ranked in the top 10 in even just two consecutive weeks in the coaches' poll.
- Kentucky moved into the top 10 and remained there from the Sept. 11 - Oct. 2. The Wildcats were tabbed No. 9 in the AP poll and No. 10 in the AFCA Coaches' poll, jumping 11 and 10 spots, respectively, from its placement in the polls the week before.
 - It marked UK's first top-10 ranking in the AP poll since Oct. 14, 2007 (No. 8) when the Wildcats were 6-1, and the 26th time in program history.



- It marked UK's first top-10 ranking in the coaches poll since Sept. 30, 2007 (No. 8) when the Wildcats were 5-0, and only the second time in program history.
- For the first time in school history, Kentucky was ranked in both national preseason polls, coming in at 20 in the AP poll and 21 in the USA TODAY Sports AFCA Coaches Poll.
- Kentucky ended the 2021 season ranked No. 15 in the USA Today Coaches poll and No. 18 in the AP poll.
 - It marked just the second time since 1984 the Cats were ranked in the AP's final poll of the season. In 2018, the Cats finished 11th.
 - The Cats spent nine weeks in the Coaches Poll and eight in the AP Poll in 2021.
 - Kentucky entered the AP Top 25 on Oct. 3, coming in at No. 16, advancing to No. 11 after the win over LSU ... It marked the highest AP ranking for UK since Oct. 28, 2018, when the Cats were No. 11 after a 7-1 start. The Cats also have been as high as No. 11 in the USA Today Coaches Poll, their highest ranking since ending the 2018 season at No. 11.

ON THE UP & UP...

- Kentucky finished the 2021 season 10-3 for the first time since 2018 and just the fourth time in school history.
- Kentucky went 5-3 in the SEC and finished in second place in the SEC Eastern Division.
- It is the first time since the league split into divisions in 1992 that UK ended the season in sole possession of second place of the East.
- UK also finished in a tie for second in the division on two other occasions (2016, 2018).
- All three second-place East finishes have been in the last six seasons under Mark Stoops.
- It also marked just the second time since 1977 that UK posted a winning record in league play (2018, 2021).

IN GOOD COMPANY

Kentucky has the fifth-most wins in the SEC since 2018.

Total Wins (2018-present)

1. Alabama	58	Ole Miss	32
2. Georgia	53	9. Tennessee	31
3. LSU	42	Mississippi State	30
4. Florida	39	10. Missouri	29
5. KENTUCKY	38	12. South Carolina	24
6. Texas A&M	37	13. Arkansas	21
7. Auburn	32	14. Vanderbilt	13

UK TAKES ADVANTAGE OF NCAA TRANSFER PORTAL WITH 10 ADDITIONS

- Head coach Mark Stoops took advantage of the NCAA Transfer Portal to fulfill needs in key positions for the 2022 season and beyond, welcoming 10 new Wildcats to the program this season:
 - Dee Beckwith - So., WR - Tennessee
 - Zion Childress - So., DB - Texas State
 - Londyn Craft - Sr., DB - Mississippi State
 - Darrion Henry-Young - So., DL - Ohio State
 - Deuce Hogan - So., QB - Iowa
 - Ramon Jefferson - Sr., RB - Sam Houston State
 - Tashawn Manning - Sr., OL - Auburn
 - Jordan Robinson - So., DB - Livingstone College
 - Tayvion Robinson, Sr., WR - Virginia Tech
 - Keidron Smith, Sr., DB - Ole Miss

SIMPLY STOOPS-ENDOUS

UK head coach Mark Stoops has proven to be an excellent hire, turning around a struggling program and making him the first UK coach to lead the program to a sixth consecutive bowl

COUCH ON THE BALLOT



Former Kentucky quarterback Tim Couch has been named to the 2023 ballot for induction into the College Football Hall of Fame, the National Football Foundation (NFF) & College Hall of Fame announced. Couch is one of 80 players and nine coaches from the Football Bowl Subdivision and 96 players and 33 coaches from the divisional ranks.

A storied name of the Kentucky program, Couch, was the team's quarterback from 1996-98. After giving up his senior season of eligibility, he was drafted as the No. 1 pick by Cleveland in the 1999 NFL Draft. In 1998, the junior quarterback was named a first-team All-American and consensus Southeastern Conference Player of the Year. Couch completed 400 of 553 passes for 4,275 yards and 36 touchdowns and led the nation in pass completions while ranked second in completion percentage, passing yardage and touchdown passes, and fourth in total offense. After guiding the Wildcats to the Outback Bowl, UK's first New Year's Day bowl appearance in 47 years, Couch finished fourth in Heisman Trophy balloting. He was also a finalist for the Davey O'Brien National Quarterback Award as a junior and sophomore. His breakout sophomore campaign featured 363 of 547 passes completed for 3,884 yards and 37 touchdowns while leading the nation in pass attempts, completions, yardage, and completion percentage. Also during his sophomore year, Couch earned second-team All-SEC honors and finished ninth in Heisman voting. He played in seven games as a true freshman, with two starts. Career wise, Couch completed 795 passes on 1,184 attempts for 8,435 yards and 74 touchdowns. The legend ended his career with seven NCAA records, 14 SEC records, and 26 school records.

Couch, also a standout at Leslie County High School in Hyden, Kentucky, was inducted into the National Federation of State High School Associations (NFHS) National High School Hall of Fame in 2021.



CATS IN THE PROS

A total of 23 former Kentucky Wildcats are currently on National Football League rosters or practice squads with additional players in the CFL. Here is the list, along with their years at UK (as of October 31, 2022): (*practice squad)

Atlanta Falcons

Josh Ali, WR (2017-2021)^

Carolina Panthers

Marquan McCall, DT (2018-21)

Cincinnati Bengals

Yusuf Corker, S (2018-21)^

Dallas Cowboys

Quinton Bohanna, NT (2017-20)
Kelvin Joseph, DB (2020)

Detroit Lions

Josh Paschal, DE (2017-21)
Logan Stenberg, OG (2016-19)

Green Bay Packers

Randall Cobb, WR (2008-10)

Jacksonville Jaguars

Josh Allen, DE/LB (2015-18)
Luke Fortner, C (2017-21)
Corey Peters, DL (2006-09)

Kansas City Chiefs

Darian Kinnard, OT (2018-21)

Minnesota Vikings

Za'Darius Smith, OLB (2013-14)

New England Patriots

Lynn Bowden Jr., WR (2017-19)^

New Orleans Saints

Landon Young, OT (2016-17, 19-20)

New York Giants

Wan'Dale Robinson, WR (2021)

New York Jets

Brandin Echols, CB (2019-20)

Pittsburgh Steelers

Benny Snell Jr., RB (2016-18)

Tampa Bay Buccaneers

Mike Edwards, S (2015-2018)
Quandre Mosely, DB (2019-2021)^

Tennessee Titans

Bud Dupree, OLB (2011-14)
Lonnie Johnson Jr., CB (2017-18)

Washington Commanders

Jamin Davis, ILB (2018-20)

OTHER CATS IN NFL ROLES

Assistant General Manager, Las Vegas Raiders

Champ Kelly, WR/DB (1998-2001)

San Francisco 49ers, Director of Player Engagement

Austin Moss, DE (2006-09)

CATS IN THE CFL

Derrick Baity Jr. (EDM) and Micah Johnson (HAM)



appearance. He also has erased a number of the long-standing hurdles and streaks in the program's history. A partial accounting of Stoops' achievements features:

- 38 wins in the last four-plus seasons, which is the fifth most in the SEC and tied for 14th among Power Five programs
• Winning the season finale (and regular-season finale) four years in a row for the first time since 1898-1901
• First top-10 ranking in each the Associated Press poll and the coaches' poll since 2007 (Sept. 11, 2022)
• First consecutive top-10 rankings in each poll since 1977 (Sept. 18, 2022)
• First home win over Florida since 1986, also marking the first win over an Associated Press top 10-ranked opponent since 2010 (2021)
• First win at Tennessee since 1984 (2020)
• First New Year's Day Bowl win since 1951 (2018 season)
• First 10-win season since 1977 (2018)
• First SEC Coach of the Year since 1983 (2018)
• First final poll ranking since 1984 (2018)
• First bowl win since 2008 (2018 season)
• First win vs. Florida since 1986 (2018)
• First bowl appearance since 2010 (2016)
• Stoops began his tenure at Kentucky 12-26 (.316) (2013 - through first two games of 2016). He has since gone 52-30 (.642) (2016 - present). Overall, Stoops is now 64-56 at Kentucky, surpassing Paul "Bear" Bryant's 60 victories to set a new school record.
• Off the field, Stoops is a staunch supporter of the Kentucky Children's Hospital, helping raise more than \$500,000 annually for the kids.
• Kentucky's football team has fared well academically under Stoops, as each year UK's football score in the NCAA Academic Progress Rate has been well above the benchmark of 930.

Kentucky Before / After Mark Stoops

Table with 3 columns: Category, 1881-2012, 2013-Pr.
Win Pct. 49.9% 53.3%
1st / 2nd Rd. Draft Picks 11* 7
Bowl Games 15 6

*Modern draft era (1970-2012)

Most Career Wins By A Head Coach, School History

- 1. 64 Mark Stoops (2013-Present)
2. 60 Paul "Bear" Bryant (1946-53)
3. 47 Fran Curci (1973-81)
4. 41 Jerry Claiborne (1982-89)
41 Blanton Collier (1954-61)

Most Career SEC Wins By A Head Coach, School History

- 1. 31 Mark Stoops (2013-Present)
2. 25 Fran Curci (1973-1981)
3. 22 Paul "Bear" Bryant (1946-53)

Most Career Home Wins By A Head Coach, School History

- 1. 45 Mark Stoops (2013-present)
2. 33 Paul Bryant (1946-53)
3. 32 Jerry Claiborne (1982-89)

Most Wins by an Active FBS Coach - All at The Same School

- 1. 158 Dabo Swinney Clemson
2. 155 Mike Gundy Oklahoma St.



RUNNING WILD

A.J. ROSE, CHRIS RODRIGUEZ JR., BENNY SNELL JR. AND STANLEY "BOOM" WILLIAMS

THE QUARTET HAS PUT ITS STAMP ON KENTUCKY FOOTBALL OVER THE PAST EIGHT SEASONS, TURNING THE PROGRAM INTO "RUNNING BACK U" AS COACH MARK STOOPS HAS CREATED A PHYSICAL, AGGRESSIVE IDENTITY IN LEXINGTON. HELPED BY THE "BIG BLUE WALL" THE FOUR RUNNING BACKS ALL RANK IN THE TOP 11 IN CAREER RUSHING AT KENTUCKY, HAVING CHURNED OUT MORE THAN 11,000 YARDS AND SCORED 109 TOUCHDOWNS ON THE GROUND.

3.	149	Kyle Whittingham	Utah
4.	116	Troy Calhoun	Air Force
5.	110	Pat Fitzgerald	Northwestern
6.	107	Ken Niumatalolo	Navy
7.	104	Rick Stockstill	Middle Tenn.
8.	96	David Shaw	Stanford
9.	74	Kirby Smart	Georgia
10.	64	Mark Stoops	Kentucky

STOOPS NAMED HONORARY COACH OF ALLSTATE AFCA GOOD WORKS TEAM

- Head coach Mark Stoops, who has helped raise more than \$2 million for the Kentucky Children's Hospital, was named the honorary head coach of the 2022 Allstate American Football Coaches Association (AFCA) Good Works Team®.
- Stoops has a passion for helping children and you can see that in the countless number of community service projects he has worked on in his 10 seasons at Kentucky.
- Each July, Stoops spearheads a fundraiser called "Coaches for the Kids" which raises money for the Kentucky Children's Hospital. Since 2013, the event has raised over \$2 million. The event was originally started by former head coach Rich Brooks and Stoops has worked tirelessly to make sure the event has grown and continues to raise money for the children's hospital.
- In March of 2022, Coach Stoops and the Coaches for the Kids Foundation presented funds totaling \$1.15M for projects at Kentucky Children's Hospital. This gift will fund three projects:

ON THE WATCH LISTS

Brenden Bates

- Reese's Senior Bowl

Eli Cox

- Outland Trophy
- Comeback Player of the Year Award

Jalen Geiger

- Allstate AFCA Good Works Team
- Wuerffel Trophy

Colin Goodfellow

- Ray Guy Award
- William V. Campbell Trophy Semifinalist

Kenneth Horsey

- Reese's Senior Bowl

Jacquez Jones

- Reese's Senior Bowl

Will Levis

- Davey O'Brien Award
- Manning Award
- Maxwell Trophy
- Walter Camp Player of the Year
- CFPA National Performer of the Year
- Reese's Senior Bowl
- Johnny Unitas Golden Arm Top 25

Tashawn Manning

- Reese's Senior Bowl

Octavious Oxendine

- Comeback Player of the Year Award

Tayvion Robinson

- Reese's Senior Bowl

Chris Rodriguez Jr.

- Maxwell Trophy
- Walter Camp Player of the Year
- Reese's Senior Bowl

DeAndre Square

- Butkus Award
- Reese's Senior Bowl

Keaton Upshaw

- Reese's Senior Bowl

J.J. Weaver

- Lott IMPACT Award

Jordan Wright

- Reese's Senior Bowl



WE'RE GOING STREAKIN'

Kentucky's victory over Miami (Ohio) in the season opener extended its non-conference winning streak to 19 games, the longest active streak in FBS. UK's next non-conference tilt is Nov. 26 vs. Louisville.

Table with 2 columns: Streak, Last Non-Conf. Loss. Row 1: 19 - Kentucky, Dec. 29, 2017 vs. Northwestern

UK also is tied for the longest active bowl winning streak with four straight victories:

Table with 2 columns: Streak, Team. Row 1: 4, Kentucky, Texas* (*Texas did not appear in a bowl game following the 2021 season)

WHERE ARE THE COACHES?

SIDELINE

- Mark Stoops, Head Coach
Rich Scangarello, Offensive Coordinator, QBs
Vince Marrow, Assoc. Head Coach, Tight Ends
John Settle, Running Backs
Chris Collins, Defensive Backs
Anwar Stewart, Defensive Line
Mike Stoops, Inside Linebackers
Brad White, Defensive Coordinator, Outside LBs
Zach Yenser, Offensive Line

PRESS BOX

- Frank Buffano, Safeties
Scott Woodward, Wide Receivers

2022 TEAM CAPTAINS

Seven Wildcats – including six seniors – were voted as team captains for the 2022 football campaign. Senior linebacker DeAndre Square joins former Wildcat Josh Paschal (2019-21) as the only players in school history to be elected team captain three straight seasons.

Table listing opponents and their captains: vs. Miami (OH), vs. Florida, vs. Youngstown State, vs. NIU, vs. Ole Miss, vs. South Carolina, vs. Miss. State, vs. Tennessee, vs. Missouri, vs. Vanderbilt, vs. Georgia, vs. Louisville.

- Zero Suicide Academy is a training program for providers and staff to effectively identify individuals with suicide risk through screenings for patients at every visit.
LOCUS home monitoring technology for medically complex infants.
In combination with generous gifts from other donors, the CFTK Foundation will support the purchase and operation of a mobile clinic to serve pediatric patients in rural areas of Kentucky.
The SEC leads all conferences with 82 selections to the Allstate AFCA Good Works Team since it began in 1992.

GEIGER ON WUERFFEL TROPHY WATCH LIST

- Junior defensive back Jalen Geiger is on the 2022 Wuerffel Trophy watch list for his community service work.
Geiger, a product of Columbia, South Carolina, grew up in a military family as his dad, Tony, was a Chief Warrant Officer (CW3) in the United States Army for 21 years with five combat deployments, while his mom, Ramona, retired as a First Sergeant (E-8) after 25 years of service with three combat deployments in the Army.
Other community service events Jalen has volunteered for include: Real Men Read (2021) – Volunteered to read to a group of first graders at Yates Elementary three times during the season; Citrus Bowl Volunteer Project (2021) – Volunteered to mentor children in the Orlando area at an amusement park ... Paired up with one of the students and began a



friendship with him and talked to him about the importance of school because he was not doing well in the classroom; God's Pantry (2020) - Volunteered to pack food bags for food insecurity elementary students in the Lexington area to take home for the weekends; Lighthouse Ministries (2020) – Volunteered to prepare, clean and serve meals to the homeless; Belk Bowl Volunteer Project (2020) – Volunteered to pack food bags for people in the Charlotte area with food and/or home insecurities in the community.

J.J. WEAVER IS MAKING AN "IMPACT"

- Junior outside linebacker J.J. Weaver is one of 42 candidates on the 2022 Lott IMPACT Trophy Watch List, the only major college football award that considers character.
- Named after NFL Hall of Famer Ronnie Lott, The Lott Trophy annually goes to the Defensive IMPACT Player of the Year, a player who has had the biggest impact on his team both on and off the field. IMPACT stands for Integrity, Maturity, Performance, Academics, Community and Tenacity, all characteristics exhibited by Lott during his illustrious playing career.
- In 2021, Weaver earned six starting assignments and totaled 34 tackles, 10.0 tackles for loss (second on the team), a team-high 6.0 sacks, four quarterback hurries, two interceptions, one forced fumble and one pass breakups. He was named third-team All-SEC by Phil Steele.
- He was having a breakout freshman campaign in 2020 with 33.5 tackles and 6.5 tackles for a loss through nine games of the 2020 season when he suffered a torn anterior cruciate ligament in his right knee at Florida. Despite missing the final two games, he still earned All-SEC Freshman Team honors. That injury was just one part of a very difficult year for Weaver, who also lost his father to homicide and then in the fall of 2021 lost his beloved high school coach, Rob Reader, to liver cancer. As a result, his challenging off-season included both the rehabilitation of his knee and undergoing counseling to deal with his grief. Both were successful as he returned to the field with a strong knee and a clear mind. He was named the Mayo Clinic Comeback Player of the Year Award and was a Capital One Orange Bowl Courage Award nominee in 2021 because of his resolve on and off the field.
- Another interesting note about Weaver is that he has polydactyly, a condition in which a person has more than five fingers or toes on one, or on each, hand or foot. Weaver plays with six functioning fingers on his right hand. He now not only uses his platform to speak to elementary school kids on the importance of mental health but also how to embrace being different.

SMARTY CATS

- UK currently boasts 16 players on its current roster who have earned an undergraduate degree:
 - Brenden Bates – Consumer Economics & Family Financial Counseling
 - Tyrell Ajian - Family Science, Minor – Coaching
 - Eli Cox - Integrated Strategic Communication, Minor – Business
 - Londyn Craft (Mississippi State) - Youth Development and Family Studies
 - Colin Goodfellow - Nursing
 - Kenneth Horsey - Communication
 - Ramon Jefferson (Sam Houston State) - Humanities and Social Sciences
 - Will Levis (Penn State) - Finance
 - Tashawn Manning (Auburn) - Interdisciplinary Studies
 - Will Nalty - Marketing and Management
 - Chris Rodriguez Jr. – Community Leadership & Development
 - Matt Ruffolo – Master's of Business Administration
 - Keidron Smith (Ole Miss)- Finance
 - Keaton Upshaw – Community Leadership & Development
 - Quintin Smith – Master's of Business Administration
 - Jordan Wright – Community Leadership & Development
- A total of 15 players are on track to graduate or earn a second degree in December of 2022: Alex Bascom – Business Administration; Richard Bascom –Business Administration; Taj Dodson – Communication; Cade Degraw – Management; Justice Dingle – Communication; Braxton Eiserman – Art Studio; Jeremy Flax – Community Leadership & Development; DeMarcus Harris – Communication; Jacquez Jones – Sociology; Will Levis – Master's in

2023 SCHEDULE

DATE	OPPONENT
Sept. 2	BALL STATE
Sept. 9	EASTERN KENTUCKY
Sept. 16	AKRON
Sept. 23	at Vanderbilt*
Sept. 30	FLORIDA*
Oct. 7	at Georgia*
Oct. 14	MISSOURI*
Oct. 21	Open
Oct. 28	TENNESSEE*
Nov. 4	at Mississippi State*
Nov. 11	ALABAMA*
Nov. 18	at South Carolina*
Nov. 25	at Louisville

*SEC game

LET'S GO KROGERING

- Overall, Kentucky is 181-139-4 (.565) all-time in Kroger Field, including 45-23 (.662) under Mark Stoops.
- Kentucky has won 12 of its past 14 games at Kroger Field.
- UK is 16-4 in its last 20 home night games.
- Since the beginning of 2018, the Cats have three ranked wins at home, including against No. 10 Florida (2021), No. 14 Mississippi State (2018) and No. 16 Mississippi State (2022).



Finance; Rahsaan Lewis – Community Leadership & Development; Tashawn Manning – Sport Communication, Minor – Coaching; Kavosiey Smoke – Community Leadership & Development; DeAndre Square – Health Promotion; Dillon Wheatley – Agricultural Economics.

- Five players are currently working on a master’s degree: Will Levis - master’s in finance; Kenneth Horsey – master’s in social work; William Nalty – master’s in sport leadership; Matt Ruffolo – already graduated with his MBA; working on a second master’s degree in finance; Quintin Wilson – already graduated with his MBA; working on a second master’s degree in sport leadership.

KENTUCKY’S YOUNGSTOWN BOYS

- A neighbor of Pittsburgh, a.k.a. Steel City USA, Youngstown, Ohio, has a reputation as a blue collar community defined by hard work and relationships forged over generations that are stronger than steel. Kentucky’s football program is, in many ways, defined by that bond as it creates a southern alumni club from Youngstown, the hometown of head coach Mark Stoops and his brother Mike Stoops and several other key members of the program. Below is a list of staffers and players from Youngstown:
- **Mark Stoops** - Head Coach (Cardinal Mooney), **Mike Stoops** – Inside Linebackers Coach (Cardinal Mooney), **Vince Marrow** – Recruiting Coord./Tight Ends (Cardinal Mooney), **Frank Buffano** – Safeties (Cardinal Mooney), **Courtney Love** – Grad Assistant (Cardinal Mooney), **Luke Fulton** – Junior, inside linebacker (Cardinal Mooney) and **Sean O’Horo** – freshman, running back (Boardman).

COACHING CHANGES

- Rich Scangarello was named Kentucky’s new offensive coordinator and quarterbacks coach on Feb. 25. Scangarello coached seven years in the NFL and 15 in the collegiate ranks. He arrived in Kentucky fresh off a run to the NFC Championship game with the San Francisco 49ers. He replaced Liam Coen who left to be the offensive coordinator for the Los Angeles Rams.
- Zach Yenser was named UK’s new offensive line coach on Feb. 22. He came to UK after three seasons with the 49ers. Prior to that, he spent three seasons at Kansas (2015-17) as the run game coordinator/offensive line coach and had coaching stints at Southern Methodist (2018), California (2013-14), Louisiana Tech (2010-12), Colquitt County High School (2009) and Henderson State (2008). He began his coaching career as a graduate assistant at his alma mater Troy University in 2007, working with special teams and the offensive lineman under former Wildcat and beloved UK assistant coach John Schlarman. He replaced Eric Wolford, who left to become the offensive line coach at Alabama.
- Mike Stoops was hired on Jan. 18, 2022 as Kentucky’s new inside linebackers coach. He came to UK after spending the 2021 season as the defensive coordinator and safeties coach at Florida Atlantic. Prior to that he spent two seasons (2019 and 2020) at Alabama as an analyst on Nick Saban’s staff, highlighted by the 2020 national championship. He also was the assistant head coach and defensive coordinator at Oklahoma from 2012-18 and was the head coach at Arizona from 2004-11. He had a first term at Oklahoma from 1999-2003, including the 2000 national championship season. He replaced Jon Sumrall, who left to become the head coach at Troy.

Mike is the brother of head coach Mark Stoops. They coached together at Arizona as Mark served as defensive coordinator.

CATS IN THE NFL DRAFT

- Kentucky had four selections in the 2022 NFL Draft - Wan’Dale Robinson (2nd round, New York Giants, Josh Paschal (2nd, Detroit Lions), Luke Fortner (3rd, Jacksonville Jaguars) and Darian Kinnard (5th, Kansas City Chiefs).
- In total, 22 players have been drafted under head coach Mark Stoops since 2013, including 13 defensive players in Avery Williamson, Bud Dupree, Za’Darius Smith, Josh Forrest, Josh Allen, Lonnie Johnson, Mike Edwards, Jamin Davis, Kelvin Joseph, Quinton Bohanna, Brandin Echols and Josh Paschal.
- Kentucky has totaled four or more players selected in the first five rounds three times in school history, including twice in the last four years under Coach Mark Stoops - 2022, 2019 and 1966.
- Kentucky had 19 players make 2022 National Football League 53-man rosters, as announced before the start of the 2022 NFL season.

DID YOU KNOW?

- A picture of longevity, UK Equipment Manager **Tom Kalinowski** enters his 45th season in that role. He also was a student manager in 1974-77, marking his 49th year in UK football. He has worked more than 500 consecutive games.
- UK is one of only 10 schools that have won an NCAA men’s basketball championship while also having a claim on a national championship in football.
- UK is one of only seven universities in the U.S. that have programs in agriculture, engineering, law, medicine and pharmacy on a single campus.
- The Kentucky cheerleaders have won an unprecedented 24 national cheerleading championships at the annual Universal Cheerleaders Association championships.

A LOOK AHEAD

- Seven home games highlight the University of Kentucky’s football schedule in 2023.
- The Wildcats will begin the season with three straight home games at Kroger Field, which includes a visit from Eastern Kentucky.
- The schedule, which is a combination of four nonconference games and eight conference games, features home appointments against Ball State, Eastern Kentucky, Akron, Florida, Missouri, Tennessee and, for the first time since 2015, Alabama.
- The road trips include stops at Vanderbilt, Georgia, Mississippi State, South Carolina and Louisville.



2022 GAME REVIEWS

1

KENTUCKY 37, MIAMI (OHIO) 13

SEPT. 3, 2022 • LEXINGTON, KY. KROGER FIELD (61,139)



Quarterback Will Levis passed for 303 yards and three touchdowns as No. 20/21 Kentucky opened the 2022 season with a 37-13 win over Miami (Ohio) at Kroger Field.

Tayvion Robinson, playing in his first game as a Cat, caught six passes for 136 yards, while true freshman Dane Key caught four passes for 53 yards and his first career touchdown.

It was Key's classmate, Barion Brown, who electrified the crowd, and broke open the game, with a 100-yard kickoff return for a touchdown to begin the second half.

The UK defense allowed just 290 total yards in the game. DeAndre Square led UK with seven tackles, while another true freshman, Alex Afari, had six tackles, including one and a half tackles for loss and his first career sack.

Miami took the opening possession of the game, beginning at their own 25. The RedHawks got 43 yards passing from quarterback Brett Gabbert, driving deep into UK territory. Then, running back Tyre Shelton went off left tackle, broke through the UK secondary and scored, giving Miami the lead. Graham Nicholson added the point after and the RedHawks led 7-0 with 9:39 to play in the first quarter.

Kentucky took over and the Cats got a big play immediately. Levis connected with Robinson, who broke a couple of tackles on his way to a 45-yard gain on UK's first play from scrimmage. UK would get into the red zone when Levis connected with Key for a 19-yard gain, getting to the Miami six yard line. Two plays later, Levis hit tight end Brendan Bates with a touchdown pass in the front left corner of the end zone. Matt Ruffolo added the PAT and the game was tied 7-7 with 7:29 to play in the first period.

Miami would get one first down on its next possession before the UK defense forced a punt. Kentucky would take the ensuing possession and methodically march into Miami territory. The first period would come to an end with the game still tied 7-7 and the Cats on the Miami 25 yard line.

Kentucky would get into the Miami red zone early in the second. Then, on fourth and two from the Miami four yard line, Levis was intercepted by Miami's Eli Blakey. The RedHawks would take over on their own six with 12:36 left in the half.

The RedHawks could not take advantage of the turnover. Miami would have a third-and-four from their own 12 when Gabbert's pass was broken up by Carrington Valentine. Then, the RedHawks punt was partially blocked by UK's JJ Weaver, giving UK the ball at the Miami 32 with 11:08 left in the half.

Kentucky would get a big play on first down when Levis hit Key again, this time for a 17-yard completion. But the Cats' drive stalled and UK was forced to settle for a 34-yard Ruffolo field goal. The super senior converted it and the Cats led 10-7 with 9:22 to play in the half.

Miami responded with a scoring drive of its own. The RedHawks got into UK territory by covering 45 yards in just seven plays before the Cats came up with a defensive stop. That forced Miami into a 48-yard field goal that Nicholson converted, tying the game at 10-10 with 6:10 remaining in the half.

The next two possessions went three-and-out, one by each team. The Cats took over on their own 16 with 2:04 left in the half. The drive appeared to be going nowhere until Levis hit Robinson across the middle for a 41-yard gain. Levis then hit Kavosiey Smoke with a screen pass for a 10-yard gain, setting the Cats up at the Miami 19 with 19 seconds left in the half.

JuTahn McClain would rush for six yards on the next play, which was followed by a UK timeout with 14 seconds to play in the half. Levis and Robinson connected again on the next play, getting UK to the Miami seven with six seconds left on the clock. On the next play, Levis could not find an open receiver and threw the ball away. That set up another Ruffolo field goal attempt, this one from 25 yards, that the super senior nailed as time expired in the half with the Cats holding a 13-10 advantage.

The Cats would start the second half with a bang. Brown took the second half kickoff and raced down the left sideline, outrunning the Miami defense for a 100-yard kickoff return touchdown. It was Brown's first career touchdown and it, combined with Ruffolo's PAT, gave UK a 20-10 lead just 13 seconds into the second half.

Miami took possession but, on the second play from scrimmage, Tyrell Ajian forced a Jaylor Bestor fumble that was recovered by UK's Keidron Smith, who returned it to the eight yard line. On the second play of the ensuing drive, Levis connected with Chauncey Magwood in the end zone for an eight-yard score. It was Magwood's first career touchdown. Ruffolo nailed the point after and Kentucky led 27-10 with 13:58 still to play in the third quarter.

Miami would answer with an 11-play, 65-yard drive that ended with a 27-yard field goal by Nicholson. The kick was good and UK's lead was cut to 27-13 with 9:04 left in the third quarter.

The teams would exchange punts, but the Cats got the better end of that deal when Robinson returned the Miami punt 23 yards to the RedHawks 48 yard line.

Kentucky would get one first down on the next drive but the drive ultimately stalled. UK called on Ruffolo again and again he delivered, this time from 50 yards out, giving the Cats a 30-13 lead with 1:09 left in the third quarter.

Early in the fourth quarter, Miami was forced to punt again and the Cats took over on their own 16 with 12:58 to play. The Cats would move the ball methodically until Levis hit Brown on a 38-yard completion, getting UK within striking distance. Key would draw a pass interference penalty in the end zone and, three plays later, he would catch his first collegiate touchdown, a one-yard strike from Levis. Ruffolo added the PAT and UK led 37-13 with 7:46 remaining.

From there, the Cats would run out the clock and would open the season with a 24-point win.

SCORING SUMMARY

Table with 5 columns: Team, Attempts, Completions, Yards, Touchdowns, Points. Rows for Miami (OH) and Kentucky.

- 1st 09:39 Miami - #9 T.Shelton 22 yd rush (#98 G.Nicholson kick), 13-75, 05:21 7-0
1st 07:29 UK - #80 B.Bates 6 yd pass from #7 W.Levis (#96 M.Ruffolo kick), 5-79, 02:03 7-7
2nd 09:22 UK - #96 M.Ruffolo 34 yd FG, 5-16, 01:46 7-10
2nd 06:10 Miami - #98 G.Nicholson 48 yd FG, 7-45, 03:12 10-10
2nd 00:00 UK - #96 M.Ruffolo 25 yd FG, 10-77, 02:04 10-13
3rd 14:47 UK - #2 B.Brown 100 yd kickoff return (#96 M.Ruffolo kick), 00:00 10-20
3rd 13:58 UK - #10 C.Magwood 8 yd pass from #7 W.Levis (#96 M.Ruffolo kick), 2-8, 00:04 10-27
3rd 09:04 Miami - #98 G.Nicholson 27 yd FG, 11-65, 04:54 13-27
3rd 01:09 UK - #96 M.Ruffolo 50 yd FG, 6-17, 02:55 13-30
4th 07:46 UK - #6 D.Key 1 yd pass from #7 W.Levis (#96 M.Ruffolo kick), 9-84, 05:12 13-37

TEAM STATISTICS

Table with 3 columns: Team, MIAMI, UK. Rows for First Downs, Rush Att./Net Rush, Passing C/A/I, Offensive Plays, Total Offense, Fumbles/Lost, Penalties/Yards, Punts/Average, Third-Down Conv., Time of Possession.

INDIVIDUAL STATISTICS

RUSHING (ATT.-YD.-TD)
MIAMI - Shelton 7-50-1, Gabbert 10-28, Mozee 7-25, Tracy 2-7, Bester 2-3, Davis 2-(1-), Smith 2-(1)
UK - Smoke 7-32, McClain 6-16, Jefferson 2-10, Wright 3-10, Levis 7 (-18)

PASSING (COMP-ATT-INT-YARDS-TD)
MIAMI - Gabbert - 20-28-0-166-0, Smith 2-4-0-13-0
UK - Levis 21-32-1-303-3

RECEIVING (REC-YARDS-TD)
MIAMI - Hippenhammer 7-14, Walker 4-27, Coldiron 3-20, Marshall 2-17, Shelton 2-14, Muersch 2-13, Mozee 2
UK - Robinson 6-136, Key 4-53-1, Brown 3-45, Smoke 2-16, Jo. Dingle 2-11, Harris 1-15, Wright 1-13, Magwood 1-8, Bates 1-6-1

TACKLES
MIAMI - McWood 11, Blakey 9, Salopek 7, Dowell 6, Wise 5
UK - Square 7, Afari 6, Phillips 5, Valentine 5, Weaver 5, Jackson 5



2022 GAME REVIEWS

2

NO. 20 KENTUCKY 26, NO. 12 FLORIDA 16

SEPT. 10, 2022 • GAINESVILLE, FLA.
BEN HILL GRIFFIN STADIUM (89,993)

Mark Stoops became Kentucky's all-time winningest coach as No. 20 Kentucky topped 12th-ranked Florida 26-16 at Ben Hill Griffin Stadium.

It was the Kentucky defense that came up large all night long. The Cats held Florida to 279 yards of total offense and kept Florida's talented quarterback Anthony Richardson in check. UK's defense also came up with a pair of huge interceptions, both of which defined the outcome of the win.

Kentucky (2-0) struggled offensively but made enough plays to get the win. Quarterback Will Levis connected on 13 of 24 through the air for 202 yards and a touchdown. Kavosiey Smoke carried the ball 14 times for 80 yards, most of which came in the second half.

Florida had the opening possession of the game but, after one first down, the Gators were forced to punt. On Kentucky's first possession, the Cats went three-and-out, punting the ball back to Florida.

The Gators took over on their own 48 and quickly got into UK territory. However, the UK defense held, forcing Florida into a field goal attempt. Adam Mihalek converted the 39-yard attempt and the Gators grabbed a 3-0 lead with 10:03 left in the first quarter.

Kentucky would take the ensuing possession into Florida territory but the Gators were able to hold, forcing another UK punt. Florida would get a first down on the ensuing possession, but the Gators would be forced to punt.

The Cats would put together another drive as the first quarter was winding down. Levis connected with Dane Key for 16 yards, then Keaton Upshaw for 22, getting UK to midfield. The first quarter would come to an end with Florida leading 3-0.

Kentucky was forced into another punt early in the second quarter and Florida took over at its own 25. The Gators were forced to punt again and the Cats took over on their own 33.

The Cats would strike on the next possession. Levis hit Keaton Upshaw in the left flat for a 12-yard gain. Then Levis went deep, finding Key, who jumped and, with a defender draped all over him, made a tremendous catch for a touchdown. Matt Ruffolo added the PAT and UK led 7-3 with 11:36 left in the half.

Florida wasted no time in responding. The Gators got a 40-yard rush from Montrell Johnson to get into UK territory. But the UK defense stood tall after that, forcing a 50-yard field goal attempt from Mihalek. The kick was good and the Gators cut the UK lead to 7-6 with 10:01 to play in the half.

Kentucky got one first down on its next possession but two plays later, Levis was hit and Florida's Gervon Dexter picked the ball out of the air for what was ruled an interception, giving UF the ball at the UK 34.

Florida would get into the red zone and would get into the end zone for the first time on an 11-yard touchdown run by Trevor Etienne. Florida would go for two and Richardson would connect with Etienne for the scoring, giving Florida a 14-7 advantage with 5:49 to play in the half.

The Cats went three-and-out on their next possession. And on fourth down, the snap went over the head of UK punter Colin Goodfellow, who chased the ball down and kicked it through the back of the end zone for a safety, giving Florida a 16-7 lead with 4:12 left in the half.

Florida took the next possession with a chance to blow the game open. Instead, on third and three, Richardson tried to go into the flat but UK's Jordan Wright made a one-handed interception and returned it to the Florida six yard line.

It took four plays, but the Cats would punch it in, with Levis running the quarterback sneak up the middle to cut the Florida lead to 16-13. UK could not convert the PAT after a bad snap prevented the kick from happening.

Kentucky got the first possession of the second half but the Cats couldn't get anything going and were forced to punt. Florida would follow suit, punting the ball back to the Cats after just three plays.

The Cats took the next possession and methodically marched onto the Florida side of the field. For the first time in the game, UK established the ground game, eventually getting inside the Florida 10 yard line. But Florida held and forced the Cats into a 24-yard field goal, which Ruffolo converted, to tie the game at 16-16 with 6:35 to play in the third quarter.

Florida was poised to answer on its next drive before the Cats defense made yet another huge play. With the Gators at the UK 39, Richardson threw a pass to the right that UK's Keidron Smith intercepted. Smith had only Richardson between himself and the end zone, and the Ole Miss transfer negotiated that obstacle on his way to the end zone, giving Kentucky a 22-16 lead. Ruffolo added the PAT and UK led 23-16 with 3:25 remaining in the third quarter.

The Gators would make a first down on their next drive, but eventually would be forced to punt, giving UK the ball on its own 15 yard line with 1:27 left in the third. Kentucky would hold that 23-16 lead as the third quarter ended.

The fourth quarter opened with Levis hitting Chancey Magwood for a 22-yard gain on third down. UK would get into Florida territory again, but the drive eventually stalled and the Cats were forced to punt, giving the Gators the ball on their own 20 with 11:05 remaining.

Florida would make a first down on its next possession before the UK defense stood tall once again. Then, on fourth and three from their own 40, Florida went for it, but Richardson's pass was knocked away by UK's Carrington Valentine, giving the Cats the ball in good field position.

Kavosiey Smoke would rush for 18 yards on first down, getting the Cats to the 22. But the drive stalled and Ruffolo came on for a 38-yard field goal attempt. The kick missed to the left and Florida got the ball back with 6:13 to play.

Florida did nothing with the ensuing possession, which was highlighted by a tackle for loss by Kentucky true freshman Deone Walker. Again, Florida went for it on fourth down and again, the Gators failed. UK took over at the Florida 24, looking to put the game away.

Kentucky was content to run the clock with a seven-point lead and less than four minutes to play. Smoke would rush for seven yards, getting the Cats into the red zone. On the next play, Smoke, with the push of his offensive line, gained 11, getting the ball to the Florida five yard line.

The Cats would run clock and would get a 26-yard field goal from Ruffolo with 1:24 to play, giving the Cats a 26-16 lead.

UF could do nothing with its final possession and the Cats claimed the victory.

SCORING SUMMARY

Kentucky	0	13	10	3	-	26
Florida	3	13	0	0	-	16

1st 10:03 UFL - #49 A.Mihalek 39 yd FG, 5-30, 01:39 0-3
 2nd 11:36 UK - #6 D.Key 55 yd pass from #7 W.Levis (#96 M.Ruffolo kick), 2-67, 00:49 7-3
 2nd 10:01 UFL - #49 A.Mihalek 50 yd FG, 5-42, 01:35 7-6
 2nd 05:49 UFL - #7 T.Etienne 11 yd rush (#7 T.Etienne pass from #15 A.Richardson), 5-34, 02:42 7-14
 2nd 04:12 UFL - SAFETY, 01:37 7-16
 2nd 01:25 UK - #7 W.Levis 1 yd rush (pass from #12 C.Poore failed), 3-6, 01:22 13-16
 3rd 06:35 UK - #96 M.Ruffolo 24 yd FG, 11-69, 05:43 16-16
 3rd 03:25 UK - #1 K.Smith 65 yd interception return (#96 M.Ruffolo kick), 03:10 23-16
 4th 01:24 UK - #96 M.Ruffolo 26 yd FG, 7-16, 02:38 26-16

TEAM STATISTICS

	UK	UF
First Downs	17	12
Rush Att./Net Rush	38/70	30/136
Passing C/A/I	13/24/1	14/35/2
Offensive Plays	62	65
Total Offense	272	279
Fumbles/Lost	1/0	1/0
Penalties/Yards	2/10	3/28
Punts/Average	5/38.8	5/47.4
Third-Down Conv.	4 of 13	4 of 16
Time of Possession	33:24	26:36

INDIVIDUAL STATISTICS

RUSHING (ATT.-YD.-TD)

Florida - Johnson Jr. - 7-62, Etienne 9-46-1, Wright 8-24, Richardson 6-4
 UK - Smoke 14-80, Wright 11-27, Robinson 4-11, Brown 1-3, Levis 7-(-12)

PASSING (COMP-ATT-INT-YARDS-TD)

Florida - Richardson 14-25-2-143-0
 UK - Levis 13-24-202-1-1

RECEIVING (REC-YARDS-TD)

Florida - Henderon 6-50, Pearsall 2-39, Shorter 2-26, Zipperer 2-21, Zanders 1-4, Johnson Jr. 1-3
 UK - Key 3-83, Magwood 2-47, Upshaw 2-34, Dingle 2-29, Bates 2-11, Wright 1-0, Robinson 2-0, Brown 1-(-2)

TACKLES

Florida - Dean III - 9, Torrence II 7, Dexter Sr. 7, James 7
 UK - Weaver 9, Lovett 7, Jones 7, Wright 6, Square 6



2022 GAME REVIEWS

3

NO. 9/10 KENTUCKY 31, YOUNGSTOWN STATE 0

SEPT. 17, 2022 • LEXINGTON, KY.
KROGER FIELD (61,000)

The Kentucky defense pitched its first shutout in over 13 years as the Cats blanked Youngstown State 31-0 at Kroger Field.

Kentucky moved to 3-0 on the season after shutting out its first opponent since blanking Miami (Ohio) 42-0 on Sept. 5, 2009.

The UK defense held Youngstown State to just 192 yards of total offense (134 passing, 58 rushing). The Cats had six tackles for loss, including a pair of sacks. Freshman Alex Afari led UK with five tackles in the game. Jordan

Wright had four tackles, including two for losses.

Quarterback Will Levis had another big day for the Cats. The senior completed 27 of 35 through the air for 377 yards and two touchdowns. He did throw two interceptions in the game but was able to connect with 11 different receivers.

Dane Key and Tayvion Robinson were Levis' primary targets in Saturday's win. Key, the Lexington native, caught six passes for 90 yards and a touchdown, his third in three games as a Cat. Robinson, the transfer from Virginia Tech, also caught six passes and had 66 yards receiving.

Kentucky took the opening kickoff and got the offense cranked up immediately. Levis and Key connected on the first play, gaining 23 yards. Levis would hit Kavosiey Smoke for a 14-yard completion. But YSU would sack Levis on third down and the Cats were forced to punt.

Youngstown State took over at its own 16 yard line but the Penguins could do nothing with the possession, punting it back to the Cats. The teams would trade punts on the next two possessions but Youngstown State's punt was blocked by UK's Martez Thrower and recovered by Izayah Cummings, who returned it to the YSU 27 yard line.

On the ensuing possession, the Cats appeared to be ready to score. But Levis was intercepted at the three yard line by Youngstown State's Troy Jakubek, ending the threat and giving the ball back to the Penguins with 4:49 left in the first quarter.

YSU could do nothing with the possession and punted the ball back to the Cats, who got a good return by Tayvion Robinson and took over at the 35 yard line with 3:07 left in the first.

Kentucky would again drive deep into YSU territory. Levis connected with Robinson on a 15-yard gain, getting the Cats to the one yard line as time expired on the first quarter with the teams in a scoreless tie.

As the second quarter began, the Cats tried, unsuccessfully, to get in from the one on rushes by La'Veil Wright and Smoke. Then, on third down, Levis took the quarterback sneak up the middle for a UK touchdown. Matt Ruffolo added the point after and Kentucky led 7-0 with 13:34 left in the first half.

After another YSU punt, the Cats drove again, with Levis and Key connecting for a 29-yard gain early in the drive. Levis connected with Keaton Upshaw on a 12-yard completion and, later in the drive, he connected with Key again, this time on a three-yard touchdown. Ruffolo added the PAT and UK led 14-0 with 6:10 to play in the first half.

YSU punted on its next possession but the Penguins would get the ball back at the UK 47 on a fumble by La'Veil Wright. But the Penguins could do nothing with the ensuing possession and were forced to punt the ball back to UK.

That particular punt was a short one, covering just 17 yards, giving the Cats the ball at their own 29 yard line with 1:54 to play in the half.

Kentucky would employ its two-minute offense and would get into the YSU red zone with under a minute to play. Then, on first and goal from the two yard line, Levis connected with Chris Lewis for a touchdown with just 20 seconds left in the half. It was the first career reception, and touchdown, for Lewis. Ruffolo would add the point after and UK led 21-0. That would be the halftime score.

YSU had the opening possession of the second half and the Penguins quickly got into UK territory. It looked like the Penguins would score on a touchdown reception by former Cat Bryce Oliver. However, UK's Carrington Valentine broke up the fourth-down pass in the end zone, ending the Youngstown State drive.

On the ensuing possession, the Cats would ride the arm of Levis into YSU territory. Levis would connect with Barion Brown, Robinson and Dekel Crowdus, getting

the Cats inside the 10. From the seven yard line, Smoke would rush to the left corner of the end zone for the touchdown. Ruffolo again added the PAT and the Cats led 28-0 with 8:36 left in the third quarter.

Youngstown State would appear to be ready to score on its next drive. Aided by a 64-yard completion from Demeatric Crenshaw to Jaleel McLaughlin, the Penguins got inside the UK five. But Crenshaw was intercepted by Valentine in the end zone, ending the threat.

Kentucky would lead 28-0 after three quarters.

In the fourth quarter, the biggest offensive play was a 58-yard completion from Levis to Demarcus Harris, which got the Cats inside the YSU five. The Cats would settle for a 23-yard field goal from Ruffolo, which would make the score 31-0 with 4:54 to play.

SCORING SUMMARY

Youngstown State	0	0	0	0	-	0
Kentucky	0	21	7	3	-	31

2nd 13:34 KEN - #7 W.Levis 1 yd rush (#96 M.Ruffolo kick), 8-35, 04:33 0-7
 2nd 06:10 KEN - #6 D.Key 3 yd pass from #7 W.Levis (#96 M.Ruffolo kick), 8-77, 05:00 0-14
 2nd 00:20 KEN - #89 C.Lewis 2 yd pass from #7 W.Levis (#96 M.Ruffolo kick), 9-71, 01:34 0-21
 3rd 08:36 KEN - #0 K.Smoke 7 yd rush (#96 M.Ruffolo kick), 8-67, 05:17 0-28
 4th 04:54 KEN - #96 M.Ruffolo 23 yd FG, 8-70, 03:57 0-31

TEAM STATISTICS

	YSU	UK
First Downs	9	26
Rush Att./Net Rush	58/56	36/103
Passing C/A/I	9/24/1	27/35/2
Offensive Plays	46	71
Total Offense	192	480
Fumbles/Lost	0/0	4/1
Penalties/Yards	7/46	10/74
Punts/Average	8/34.1	3/41.7
Third-Down Conv.	0 of 10	6 of 11
Time of Possession	21:50	38:10

INDIVIDUAL STATISTICS

RUSHING (ATT.-YD.-TD)

YSU - McLaughlin 10-36, Davidson 4-22, Rushton 5-8, Crenshaw 2 (-8)
 UK - Smoke 18-66-1, Wright 6-26, Beckwith 2-8, Robinson 1-5, Levis 8-3-1

PASSING (COMP-ATT-INT-YARDS-TD)

YSU - Crenshaw 7-21-1-120-0, Davidson 2-3-0-14-0
 UK - Levis 27-35-2-377-2

RECEIVING (REC-YARDS-TD)

YSU - McLaughlin 3-60, Oliver 2-40, Fordham 1-19, Smith 1-9, Alexander 1-5, Rushton 1-1
 UK - Key 6-90-1, Robinson 6-66, Brown 5-56, Bates 2-46, Crowdus 2-17, Upshaw 2-16, Harris 1-58, Smoke 1-14, Ju. Dingle 1-10, C. Lewis 1-2

TACKLES

YSU - Trowers 11, Augustin 8, Wudke 6, Benton Jr. 5, Freeman 5
 UK - Afari Jr. 5, Wright 4, Jones 4, Lovett 3, Phillips 3, Ajan 3, Walker 3, Ke. Wade 3



2022 GAME REVIEWS

4

NO. 8/9 KENTUCKY 31, NORTHERN ILLINOIS 23

SEPT. 24, 2022 • LEXINGTON, KY.
KROGER FIELD (61,579)

Senior quarterback Will Levis connected on 18 of his 26 passes for 303 yards and four touchdowns as No. 8 Kentucky held off a tough Northern Illinois squad 31-23 at Kroger Field.

Kentucky (4-0) had two receivers have big games in the victory. Tayvion Robinson caught seven passes for 147 yards and two touchdowns. True freshman Barion Brown caught four balls for 102 yards and two touchdowns of his own as the Cats remained unbeaten.

Kavosiey Smoke rushed 12 times for 85 yards in the game as the Cats rushed for 103 yards as a team.

Defensively, Jacquez Jones led the Cats with 12 tackles, including four of the solo variety. DeAndre Square and Jordan Wright each had six tackles for UK in the win.

Northern Illinois took the opening kickoff and wasted little time in getting the scoring underway. The Huskies used the ground game to move deep into Kentucky territory. A 20-yard rush by Antario Brown got the Huskies inside the UK five yard line. Then, on third-and-goal, quarterback Ethan Hampton connected with Tristen Tewes on a two-yard touchdown pass. John Richardson added the PAT and NIU led 7-0 with 8:53 to play in the first quarter.

Kentucky would answer with a scoring drive of its own. The Cats started slowly, having to go for it on fourth down early in the drive, but found their rhythm later in the possession. Unlike NIU, the Cats went the air, riding the passing of Levis, who hit on six of his nine passes on the drive for 55 yards. The drive culminated with a 15-yard touchdown to freshman Brown. Matt Ruffolo added the PAT and the game was tied 7-7 with 48 seconds left in the first quarter. That would be the score as the period came to an end.

Northern Illinois would drive near midfield with its next drive but, on fourth down, used a quick kick from Hampton to end the drive. The punt went into the end zone and the Cats took over at their own 20 with 13:01 left in the first half. Kentucky did very little with the next drive and punted the ball back to Northern Illinois with 8:50 to play in the half.

NIU punted on its next possession as well, with punter Tom Foley drilling a 61 yarder and pinning the Cats at their own two yard line with 6:47 to play in the half.

It took just one play for the Cats to get out of that hole. On first down, Smoke broke through the left side for a 27-yard run, getting the Cats out of the shadow of their own goalpost and into manageable territory. Later in the drive, Levis hit a streaking Robinson, who outraced the defense on his way to the end zone. It was a 69-yard touchdown and, when Ruffolo added the PAT, the Cats led 14-7 with 5:08 to play in the half.

Late in the half, NIU had the ball near midfield and was forced to punt. On the ensuing UK drive, Smoke fumbled and NIU recovered at the Kentucky 34 with 42 seconds left in the half. The Huskies got a 20-yard completion from Hampton to Cole Tucker on first down, then another completion, this one from Hampton to Fabian McCray, getting NIU to the UK five yard line.

UK appeared to be poised for a big defensive stop. But on third and goal, NIU ran a reverse to Shemar Thornton, who pulled up and connected with Tewes on a three-yard scoring pass with just six seconds left in the half. Richardson added the point after and the game was tied at 14-14. That would be the halftime score.

Kentucky had the first possession of the second half and, on the second play from scrimmage, Levis appeared to be intercepted. However, the NIU defender could not come up with the catch, giving new life to the UK drive. On the next play, Levis made the Huskies pay, connecting with Brown across the middle and watching the freshman do the rest, as he took it to the house for a 70-yard touchdown. Ruffolo added the PAT and the Cats grabbed a 21-14 lead just 58 seconds into the third quarter.

The next three drives, two by NIU and one by UK, all ended with punts. Kentucky took over at its own 33 with 7:16 left in the third. The Cats would take the ball into NIU territory before the drive stalled. UK would cap the drive with a 49-yard field goal from Ruffolo to take a 24-14 lead with 3:04 remaining in the third period. The third quarter would come to an end with the Cats holding that 10-point advantage.

After another NIU punt, the Kentucky offense again put points on the board. The Cats were able to march 78 yards in 11 plays, culminating when Levis connected with Robinson for a second touchdown pass, this one covering 40 yards. Ruffolo made another point after and UK led 31-14 with 8:46 to play.

NIU would add a 38-yard Thornton field goal to make it 31-17 with 5:26 to play. After UK was forced to punt, the Huskies struck quickly, as Hampton connected with Kacper Rutkiewicz on a 63-yard gain, getting the ball to the UK five. The UK defense appeared to have stopped the Huskies, but a defensive holding call on fourth down gave NIU a first down, with the ball at the two. On the next play, Justin Lynch ran left and scored, cutting the UK lead to 31-23. The Huskies two-point conversion was broken up by Zion Childress and the Cats led by eight with 2:47 to play.

After an unsuccessful onside kick by NIU, Kentucky was able to run out the clock and clinch the victory.

SCORING SUMMARY

Northern Illinois	7	7	0	9	-	23
Kentucky	7	7	10	7	-	31

1st 08:53 NIU - #82 T.Tewes 2 yd pass from #2 E.Hampton (#39 J.Richardson kick), 11-75, 06:07 7-0
 1st 00:48 UK - #2 B.Brown 15 yd pass from #7 W.Levis (#96 M.Ruffolo kick), 16-75, 08:01 7-7
 2nd 05:08 UK - #9 T.Robinson 69 yd pass from #7 W.Levis (#96 M.Ruffolo kick), 4-98, 01:39 7-14
 2nd 00:06 NIU - #82 T.Tewes 3 yd pass from #19 S.Thornton (#39 J.Richardson kick), 6-34, 00:36 14-14
 3rd 14:02 UK - #2 B.Brown 70 yd pass from #7 W.Levis (#96 M.Ruffolo kick), 3-70, 00:55 14-21
 3rd 03:04 UK - #96 M.Ruffolo 49 yd FG, 7-36, 04:12 14-24
 4th 08:46 UK - #9 T.Robinson 40 yd pass from #7 W.Levis (#96 M.Ruffolo kick), 11-78, 06:01 14-31
 4th 05:26 NIU - #39 J.Richardson 38 yd FG, 7-55, 03:20 17-31
 4th 02:47 NIU - #5 J.Lynch 2 yd rush (#30 H.Waylee pass from #2 E.Hampton failed), 5-68, 01:27 23-31

TEAM STATISTICS

	NIU	UK
First Downs	14	18
Rush Att./Net Rush	33/128	35/103
Passing C/A/I	14/26/0	18/26/0
Offensive Plays	59	61
Total Offense	327	406
Fumbles/Lost	0/0	2/1
Penalties/Yards	6/45	2/8
Punts/Average	6/47.8	3/46.3
Third-Down Conv.	6 of 15	10 of 16
Time of Possession	26:11	33:49

INDIVIDUAL STATISTICS

RUSHING (ATT.-YD.-TD)

NIU - Waylee 18-63, Brown 6-27, Lynch 7-21-1, Hampton 1-6, Blakemore 1-1
 UK - Smoke 12-85, McClain 3-15, Wright 9-14, Levis 9-(-10)

PASSING (COMP-ATT-INT-YARDS-TD)

NIU - Hampton - 13-25-0-196-1, Thornton 1-1-0-3-1
 UK - Levis 18-26-0-303-4

RECEIVING (REC-YARDS-TD)

NIU - Tewes 6-37-2, Tucker 3-55, McCray 2-12, Rutkiewicz 1-63, Thornton 1-7, Soraghan 14
 UK - Robinson 7-147-2, Brown 4-102-2, Key 2-15, Bates 2-7, Dingle 1-19, Wright 1-8, McClain 1-5

TACKLES

NIU - Rayner 10, Taylor 7, Lafayette 7, O'Malley 5, Kennedy 5
 UK - Jones 12, Square 6, Wright 6, Lovett 5, Childress 4



2022 GAME REVIEWS

5

#14/11 OLE MISS 22, #7/8 KENTUCKY 19

OCT. 1, 2022 • OXFORD, MISS. VAUGHT-HEMINGWAY STADIUM (64,828)



Will Levis connected on 18 of his 24 passes for 220 yards and two touchdowns, but a late drive came up short as seventh-ranked Kentucky fell at No. 14 Ole Miss 22-19 at Vaught-Hemingway Stadium.

Chris Rodriguez Jr., playing in his first game of the season, carried 19 times for 72 yards and a touchdown, and caught three passes for 40 yards in the game.

Freshman Barion Brown had four explosive plays in the game for the Cats, two receptions and two on kick returns.

DeAndre Square led the UK defensive attack with 11 tackles and Jordan Wright had eight.

Ole Miss (5-0, 1-0 SEC) had the first possession of the game and the Rebels were able to get one first down before the Cats forced a punt.

Kentucky (4-1, 1-1) took over at its own five yard line and, like the Rebels, the Cats made one first down before being forced to kick it away.

On its second possession, Ole Miss got the scoring underway. The Rebels needed just 1:40 to cover 70 yards in six plays, ending with a four-yard touchdown rush by Zach Evans. Jonathan Cruz added the point after and Ole Miss led 7-0 with 7:09 left in the first quarter.

The Cats would take the ensuing possession into Ole Miss territory, aided by a 30-yard completion from Levis to freshman Brown. But the drive would stall and Kentucky would try a 39-yard field goal from Matt Ruffolo. The kick would sail wide left and the score remained 7-0 with 2:44 left in the first.

Ole Miss would strike again on its next drive. The Rebels would get to midfield, and that's when freshman Quinshon Judkin busted free up the middle and raced to the end zone for a 48-yard touchdown. Cruz made the PAT and the Rebels led 14-0 with 59 seconds left in the first quarter.

Kentucky would respond on the ensuing kickoff. Brown took the kickoff at the goal line and sprinted 85 yards down the left sideline to the Ole Miss 15 yard line. Two plays later, Rodriguez took it right up the middle for a 10-yard touchdown, getting the Cats on the board. The PAT was blocked and the period ended with Ole Miss leading 14-6.

In the second quarter, Ole Miss would make one first down on its next drive before being forced to punt again. The Rebels down the ball at the UK one yard line, where the Cats would take over.

Kentucky would get out of the shadow of its own goal post with a first down. However, Ole Miss held and on third-and-12, Levis was under pressure and threw the ball away. Intentional grounding was called on the play and, because Levis was in the end zone, it resulted in a safety, giving the Rebels a 16-6 advantage with 10:28 to play in the half.

Ole Miss took possession at their own 37 after the free kick and quickly got into UK territory. But an offensive pass interference call set the Rebels back and they were forced into a 53-yard field goal by Cruz, which was good, giving Ole Miss a 19-6 lead with 7:03 remaining in the half.

Kentucky needed points on its next drive and the Cats got just that. UK used a nice mix of running and passing to get inside the Ole Miss 10. Among the key plays was a 23-yard rush by Izayah Cummings.

On first and goal from the five, Levis flipped a pass to Tayvion Robinson, who sprinted right and into the front corner of the end zone for a touchdown. A bad snap prevented the extra point attempt but the Cats got within seven, 19-12, with 1:23 left in the half.

Ole Miss would get a final possession and the Rebels would get into UK territory before former Rebel Jacquez Jones intercepted Dart at the UK 28. The half would end with Ole Miss holding a 19-12 lead.

Kentucky took the second half kickoff but the Cats were forced into a three-and-out. Colin Goodfellow booted a 52-yard punt and Ole Miss took over at its own 16 yard line.

Ole Miss followed suit, going three-and-out and punting the ball back to the Cats. The punt, which was into the wind, also took a UK bounce and the Cats took over in great field position at the Ole Miss 49 yard line.

Levis would connect with Dane Key for a 14-yard completion. The Cats would later face a fourth-and-1 from the Ole Miss 26 and Rodriguez would convert, giving UK a new set of downs. Kentucky would not waste the opportunity, as Levis hit tight end Jordan Dingle, who fought his way into the end zone for a 17-yard touchdown. Ruffolo added the PAT and the game was tied 19-19 with 6:22 to play in the third quarter.

Ole Miss would assemble a scoring drive on the next possession. The Rebels used their high-paced offense to get down the field in a hurry. But the Cats' defense stood tall and forced the Rebels into a 26-yard field goal from Cruz, which was good, giving Ole Miss a 22-19 advantage with 2:19 left in the third.

On the ensuing kickoff, Brown struck again, taking the kickoff 54 yards to the Ole Miss 39 and giving the Cats very good field position again. But the Cats were unable to take advantage and gave the ball up on downs as the fourth quarter began.

Ole Miss marched down the field and got inside the UK red zone. But big plays by DeAndre Square and D'Eryck Jackson forced the Rebels into a fourth-and-goal from the five and Dart's pass was knocked away by Jordan Lovett, giving UK the ball with 10:14 to play.

The Cats got out of the deep hole on the first play of the ensuing drive as Ju'Tahn McClain went up the middle for 17 yards and a first down. UK would continue to march down the field, with Levis and Rodriguez hooking up on a 17-yard completion and, two plays later, Levis and Dingle connecting for 14 yards. But on third-and-two from the Ole Miss 19, Levis, trying to stretch for the first down, was hit and fumbled. Ole Miss would recover, taking over at their own 21 with 2:55 to play.

Ole Miss went three-and-out with the ensuing possession, punting the ball back to the Cats, who took over at their own 34 with 1:49 to play. After an eight-yard completion to Rodriguez, Levis hit Brown on a screen that the speedster took 51 yards to the Ole Miss seven.

On the next play, Levis hit freshman Dane Key on a fade in the corner of the end zone for an apparent touchdown. But the Cats were not set on the play and was hit for illegal motion. Then, on the next play, Levis was back to pass and was hit by the Rebels' Jared Ivey, who forced a fumble that the Rebels recovered to seal the game.

SCORING SUMMARY

Table with 5 columns: Team, Rushing, Passing, Field Goals, Extra Points, Total Score. Rows for Kentucky and Ole Miss.

- 1st 07:09 OM - #6 Z.Evans 4 yd rush (#14 J.Cruz kick), 6-65, 01:40 0-7
1st 00:59 OM - #4 Q.Judkins 48 yd rush (#14 J.Cruz kick), 6-79, 01:45 0-14
1st 00:00 UK - #24 C.Rodriguez Jr. 10 yd rush (#96 M.Ruffolo kick blocked), 2-15, 00:47 6-14
2nd 10:28 OM - SAFETY, 03:03 6-16
2nd 07:03 OM - #14 J.Cruz 53 yd FG, 10-28, 03:20 6-19
2nd 01:23 UK - #9 T.Robinson 5 yd pass from #7 W.Levis (rush failed), 9-70, 05:34 12-19
3rd 06:22 UK - #85 J.Dingle 17 yd pass from #7 W.Levis (#96 M.Ruffolo kick), 8-49, 05:08 19-19
3rd 02:19 OM - #14 J.Cruz 26 yd FG, 13-57, 04:03 19-22

TEAM STATISTICS

Table comparing UK and UM statistics: First Downs, Rush Att./Net Rush, Passing C/A/I, Offensive Plays, Total Offense, Fumbles/Lost, Penalties/Yards, Punts/Average, Third-Down Conv., Time of Possession.

INDIVIDUAL STATISTICS

RUSHING (ATT.-YD.-TD)

Ole Miss - Judkins 15-106-1, Dart 8-40, Henry 2-26, Evans 9-24-1, Mingo 1-0, Watkins 1-0
UK - Rodriguez Jr. 19-72-1, Cummings 1-23, McClain 5-21, Smoke 2-6, Robinson 1-5, 9 (-19)

PASSING (COMP-ATT-INT-YARDS-TD)

Ole Miss - Dart 15-29-1-213-0
UK - Levis 18-24-0-220-2

RECEIVING (REC-YARDS-TD)

Ole Miss - Heath 6-100, Trigg 3-41, Watkins 2-49, Judkins 1-14, Mingo 1-3, Kelly 1-3, Evans 1-3
UK - Robinson 4-16-1, Rodriguez Jr. 3-40, Jo. Dingle 3-30-1, Brown 2-81, Key 2-28, Bates 2-10, Magwood 1-8, McClain 1-7

TACKLES

Ole Miss - Finley 9, Brown 9, Igbinosun 8, Keys 6
UK - Square 11, Wright 8, Smith 6, Jones 5



2022 GAME REVIEWS

6

SOUTH CAROLINA 24, #13/13 KENTUCKY 14

OCT. 8, 2022 • LEXINGTON, KY.
KROGER FIELD (61,612)

Chris Rodriguez Jr. rushed for 126 yards on 22 carries but 13th-ranked Kentucky, playing without starting quarterback Will Levis, lost to South Carolina 24-14 on at Kroger Field.

Levis suffered a lower body injury in last week's loss at Ole Miss and was unable to play on Saturday night. The Cats turned to redshirt freshman Kaiya Sheron behind center. The Somerset, Kentucky, native connected on 15 of 27 through the air for 178 yards and two touchdowns, with one interception.

Rodriguez went over 100 yards for the 16th time in his UK career. He also moved past Mark Higgs and into fifth place on UK's career rushing list in the game.

The Cats got a big effort from its defense, led by DeAndre Square, who had nine tackles in the game. Jordan Wright added seven tackles for the Cats and D'Eryk Jackson had five.

Kentucky (4-2, 1-2 SEC) got the ball first but, on the first play from scrimmage, the Cats fumbled and South Carolina's Tonka Hemingway recovered and returned it to the UK two yard line. On the Gamecocks' first play from scrimmage, MarShawn Lloyd scored a two-yard touchdown. Mitch Jeter added the PAT and the Gamecocks led 7-0 just 13 seconds into the game.

On the following possession, Kentucky would make one first down before being forced to punt. South Carolina got an 18-yard return from Josh Vann and the Gamecocks took over at their own 38 with 11:39 still remaining in the first quarter.

South Carolina (4-2, 1-2) was affected by the UK home crowd on the next possession, committing two false start penalties. The Gamecocks would be forced to punt and UK would take over at its own 24 with 10:18 still left in the first half.

Kentucky was forced to punt on its next possession and the Gamecocks would block the Colin Goodfellow kick. King-Demenian Ford blocked the kick and South Carolina recovered at the UK 22.

The Gamecocks appeared to be ready to go ahead by two scores, but UK's Tyrell Ajian sacked Ga'ecocks' quarterback Spencer Rattler, forcing a fumble that Kentucky's JJ Weaver recovered at the 21.

Kentucky would put together a solid drive with the ensuing possession. The Cats covered 52 yards before the drive stalled at the South Carolina 27. From there, Matt Ruffolo tried a 45-yard field goal, but the try clanged off the left upright, keeping the Cats off the board. South Carolina took over at their own 35 with 1:22 remaining in the first quarter.

South Carolina would lead 7-0 after the first quarter.

The Gamecocks would make two first downs on the next drive and would get into UK territory. However, on a fourth-and-two from the Kentucky 40, Lloyd was stuffed in the backfield for a four-yard loss by DeAndre Square and JJ Weaver, giving the Cats the ball at their own 44 with 11:53 to play in the half.

Kentucky would drive into South Carolina territory on the next possession, riding Rodriguez and JuTahn McClain to get into the red zone. Then, Sheron connected with Jordan Dingle over the middle for a 16-yard touchdown. Ruffolo added the point after and the game was tied 7-7 with 8:30 left in the half.

The teams would exchange punts late in the half, and South Carolina took over at the UK 43 with 2:37 left in the half. But with under a minute to play before half-time, Rattler was intercepted by Trevin Wallace at the UK 19 with just 37 seconds before halftime. The Cats would run one play and would let the half expire with the teams tied 7-7.

South Carolina had the first possession of the second half and Lloyd started the possession with an 18-yard run. Later in the drive, on third-and-nine from the South Carolina 44, Rattler connected with Jaheim Bell for a 14-yard gain. Then, two plays later, Rattler hit Antwane Wells in the right flat, and Wells scampered 42 yards for the Gamecock touchdown. Jeter added the PAT and South Carolina led 14-7 with 12:47 left in the third quarter.

After a Kentucky punt, South Carolina put together one of its best drives of the night. The Gamecocks went 70 plays in 14 plays, covering 7:01 on the clock. However, the UK defense stood tall in the red zone, forcing South Carolina into a 32-yard Jeter field goal, which was good, and the Gamecocks led 17-7 with 2:38 left in the third. That would be the score after three periods.

In the fourth quarter, South Carolina would add to its lead with a 24-yard touchdown rush by Jalen Brooks. The PAT made it 24-7 with 6:53 to play.

Kentucky would score on the ensuing drive, with Sheron connecting with several receivers, including McClain, who caught a 10-yard touchdown pass. Ruffolo added the PAT and South Carolina led 24-14 with 2:49 to play.

The Cats would attempt an onside kick but South Carolina recovered at its own 49. The Cats forced South Carolina into a three-and-out and a punt. But on the first play of the following possession, Sheron was intercepted, sealing the win for the Gamecocks.

SCORING SUMMARY

South Carolina	7	0	10	7	-	24
Kentucky	0	7	0	7	-	14

1st 14:47 SC - #1 M.Lloyd 2 yd rush (#98 M.Jeter kick), 1-2, 00:04 7-0
 2nd 08:30 UK - #85 J.Dingle 16 yd pass from #12 K.Sheron (#96 M.Ruffolo kick), 7-56, 03:23 7-7
 3rd 12:47 SC - #3 A.Wells Jr. 42 yd pass from #7 S.Rattler (#98 M.Jeter kick), 6-75, 02:13 14-7
 3rd 02:38 SC - #98 M.Jeter 32 yd FG, 14-70, 07:01 17-7
 4th 07:02 SC - #13 J.Brooks 24 yd rush (#98 M.Jeter kick), 3-72, 01:24 24-7
 4th 02:49 UK - #17 J.McClain 10 yd pass from #12 K.Sheron (#96 M.Ruffolo kick), 16-75, 04:13 24-14

TEAM STATISTICS

	SC	UK
First Downs	15	18
Rush Att./Net Rush	42/179	36/121
Passing C/A/I	14/19/1	15/27/1
Offensive Plays	61	63
Total Offense	356	299
Fumbles/Lost	2/1	1/1
Penalties/Yards	4/26	5/25
Punts/Average	4/41.5	6/33.0
Third-Down Conv.	6 of 14	3 of 12
Time of Possession	28:55	31:05

INDIVIDUAL STATISTICS

RUSHING (ATT.-YD.-TD)

South Carolina - Lloyd 22-110-1, Brooks 1-24-1, McDowell 5-17, Bell 4-12, Brown 1-9, Rattler 8-7
 UK - Rodriguez Jr. 22-125, McClain 3-19, Sheron 11-(-24)

PASSING (COMP-ATT-INT-YARDS-TD)


South Carolina - Rattler 14-19-1-177-1
 UK - Sheron 15-27-1-178-2

RECEIVING (REC-YARDS-TD)

South Carolina - Wells Jr. 3-66-1, Brooks 3-37, Lloyd 2-31, Vann 2-16, Bell 2-16, Brown 1-7, McDowell 1-4-1
 UK - Magwood 2-37, Key 2-22, Bates 2-19, Brown 2-6, Robinson 1-27, C. Lewis 1-20, Jor. Dingle 1-16-1, McClain 1-9-1, R. Lewis 1-10, Harris 1-10, Rodriguez Jr. 1-1

TACKLES

South Carolina - Greene 12, Smith 8, Edmond 7, Burch 6
 UK - Square 9, Wright 7, Jackson 6, Lovett 5



2022 GAME REVIEWS

7

#22/22 KENTUCKY 27, #16/17 MISSISSIPPI STATE 17

OCT. 15, 2022 • LEXINGTON, KY. KROGER FIELD (61,451)



Chris Rodriguez Jr. rushed for 196 yards and two touchdowns as No. 22 Kentucky topped 16th-ranked Mississippi State 27-17 at Kroger Field.

For Rodriguez, it was the second-highest rushing total of his Kentucky career. He also eclipsed the 3,000-yard mark in career rushing in Saturday's win, becoming the fourth player in school history to reach that number.

Kentucky (5-2, 2-2 SEC) saw quarterback Will Levis connect on 17 of his 23 passes for 230 yards with one touchdown and one interception. Levis briefly exited the game with a left shoulder injury but only missed part of one series.

The Cats also got a big effort on the defensive side of the ball. UK held the Bulldogs well below their 37.5 points per game average and became just the second team this season to hold MSU under 30 points. DeAndre Square led the defensive attack with 11 tackles and an interception in the game.

Mississippi State (5-2, 2-2) took the opening kickoff and quickly crossed midfield. But the Cats' defense would force a punt, and UK would take over at its own 20.

Kentucky took the ball and was able to advance into Mississippi State territory. However, when Levis connected with Rahsaan Lewis, it appeared to be enough for the first down. Instead, Lewis was stripped and MSU recovered at its own 36 with 7:45 left in the first.

MSU was forced to punt on its next possession and the Cats appeared to have the game's first big play. Barion Brown took the punt and raced down the right sideline for an apparent touchdown. But the Cats were flagged for a block in the back, negating Brown's big effort.

Kentucky appeared to be stopped on its next possession before Levis hit Dane Key down the left sideline on a 31-yard completion, taking UK near midfield. Later in the possession, the Cats would convert a fourth-and-one on a Levis quarterback sneak. But a couple of penalties set Kentucky back and the Cats were set to punt as the scoreless first quarter expired.

MSU would break the scoring drought on its next drive. The Bulldogs would cover 57 yards in 13 plays and would get a 48-yard field goal from Massimo Biscardi to take a 3-0 lead with 8:24 to play in the first half.

Kentucky would sustain a drive on its next possession, riding on the back of Rodriguez, who carried for 27 yards on the drive. UK would face a fourth-and-eight from the 33 and would attempt a 51-yard field goal by Matt Ruffolo. The kick had the distance but sailed wide left and the score remained 3-0.

MSU took over with 1:52 to play in the half and the Bulldogs were looking for points in their two-minute offense. The Bulldogs would advance to the Kentucky side of the field but the Cats' defense again stood tall and, on fourth-and-eight from the UK 35, Will Rogers' pass was too tall for his receiver and UK took over with 47 seconds to play in the half.

Kentucky would take advantage of the final possession. The Cats, with the help of a couple of MSU penalties, got into the Bulldogs' red zone but would not be able to get into the end zone. Ruffolo would be called upon again, and would convert from 28 yards out, tying the game 3-3 with four seconds left in the half. That would be the halftime score.

The Cats would get the opening possession of the second half and the Cats advanced into MSU territory quickly, but at a cost. Levis hit Brown on a 33-yard completion. However, Levis injured his left shoulder on the play and was forced out of the game. Backup quarterback Kaiya Sheron entered as the Cats got into the MSU red zone. But the drive stalled and Ruffolo was called on for a field goal, this one from 36 yards out, which Ruffolo converted, giving the Cats a 6-3 lead with 11:34 left in the third quarter.

MSU would answer with a drive that produced the game's first touchdown. The Bulldogs would cover 75 yards in eight plays and would end when, on fourth-and-one from the one, Rogers connected with tight end Austin Williams in the front corner of the end zone for the score. Biscardi added the PAT and Mississippi State led 10-6 with 8:28 left in the third quarter.

Levis returned on the next drive, when the Cats when back to the ground game. Kentucky gave the ball to Rodriguez on four consecutive plays, the fourth of which

was a 47-yard scamper that put the senior over 100 yards for the game and got the Cats to the MSU eight.

From there, UK tried Rodriguez three times but he was not able to get into the end zone. Then, on fourth-and-goal from the MSU three yard line, Levis connected with Lewis for a touchdown, the first of Lewis' career. Ruffolo added the PAT and Kentucky led 13-10 with 4:10 left in the third quarter.

The third period would end with the Cats holding a 13-10 advantage.

MSU would be forced to punt on its next possession, and the Cats would take advantage. Kentucky would cap off the seven-play, 80-yard scoring drive with two spectacular plays. First, Levis connected with JuTahn McClain on a sidearm pass thrown between two defenders, a play that McClain took for 31 yards. On the next play, Rodriguez ran left, broke two tackles, and found the end zone for another UK touchdown. Ruffolo added the PAT and the Cats had a 20-10 lead with 11:43 to play.

The Kentucky defense would force another MSU punt on the next possession, and things went from bad to worse for the Bulldogs on that punt. Backup punter George Georgopoulos shanked it off the side of his foot, resulting in a four-yard punt that gave Kentucky the ball at the MSU 45 with 10:14 to play in the game.

The Cats seemed to be ready to put the game away with a solid drive. In fact, UK went for it on fourth-and-eight from the MSU 43. But on the play, MSU's Emmanuel Forbes cut off the route of Chauncey Magwood and intercepted Levis at the MSU 41. Forbes raced untouched to the end zone for a touchdown that got MSU back in the game with 8:33 to play. Biscardi added another point after, making it 20-17 Kentucky.

Kentucky would answer on its next drive when Levis hit Lexington's own Dekel Crowdus with a 50-yard completion down the left sideline. On the next play, Rodriguez would bull his way into the end zone for his second score of the night, essentially sealing the game for the Cats. Ruffolo added the PAT and UK led 27-17 with just 5:30 to play.

On MSU's next drive, Square picked off Rogers and the Cats took over in MSU territory. The Cats would be able to run out the clock from there.

SCORING SUMMARY

Table with 2 rows: Mississippi State (0, 3, 7, 7, -, 17) and Kentucky (0, 3, 10, 14, -, 27)

- 2nd 08:26 MSU - #29 M.Biscardi 48 yd FG, 13-57, 06:31 3-0
2nd 00:04 UK - #96 M.Ruffolo 28 yd FG, 5-55, 00:43 3-3
3rd 11:34 UK - #96 M.Ruffolo 37 yd FG, 8-56, 03:26 3-6
3rd 08:28 MSU - #85 A.Williams 1 yd pass from #2 W.Rogers (#29 M.Biscardi kick), 8-75, 03:06 10-6
3rd 04:10 UK - #19 R.Lewis 3 yd pass from #7 W.Lewis (#96 M.Ruffolo kick), 8-76, 04:11 10-13
4th 11:43 UK - #24 C.Rodriguez Jr. 16 yd rush (#96 M.Ruffolo kick), 7-80, 03:52 10-20
4th 08:33 MSU - #13 E.Forbes 59 yd interception return (#29 M.Biscardi kick), 01:41 17-20
4th 05:30 UK - #24 C.Rodriguez Jr. 7 yd rush (#96 M.Ruffolo kick), 5-75, 03:03 17-27

TEAM STATISTICS

Table with 3 columns: Team Statistics, MSU, UK. Rows include First Downs, Rush Att./Net Rush, Passing C/A/I, etc.

INDIVIDUAL STATISTICS

RUSHING (ATT.-YD.-TD)

MSU - Johnson 2-16, Marks 5-14, Rogers 2-(-8)
UK - Rodriguez Jr. 31-197-2, McClain 9-30, Levis 4-7, Smoke 2-6

PASSING (COMP-ATT-INT-YARDS-TD)

MSU - 25-37-1-203-1
UK - Levis 17-23-1-230-1, Sheron 2-2-0-9-0

RECEIVING (REC-YARDS-TD)

MSU - Marks 7-60, Ducking 5-32, Williams 3-34-1, Johnson 3-5, Walley 2-32, Price 2-10, Thomas 1-15, Griffin 1-10, Harvey 1-5-1,
UK - Brown 7-62, Lewis 4-42-1, McClain 3-48, Crowdus 1-50, Key 1-31, Magwood 1-4, Dingle 1-2, Rodriguez 1-0

TACKLES

MSU - Watson 17, Richardson 11, Johnson 10, Duncan 9, Matthews 7
UK - Square 11, Valentine 6, Jackson 5, Lovett 4



2022 GAME REVIEWS

8

#3/3 TENNESSEE 44, #19/17 KENTUCKY 6

OCT. 29, 2022 • KNOXVILLE, TENN.
NEYLAND STADIUM (101,915)

Chris Rodriguez Jr. rushed 15 times for 64 yards and a touchdown but No. 3 Tennessee beat No. 19 Kentucky 44-6 at Neyland Stadium.

Kentucky (5-3, 2-3 SEC) fell behind early and never caught up against the high-powered Tennessee offense.

Tennessee (8-0, 4-0) took the opening kickoff and wasted little time getting on the board. The Vols needed just five plays to cover 75 yards, the final 55 coming on a 55-yard touchdown strike from Hendon Hooker to Jalin Hyatt. Chase McGrath added the extra point and Tennessee led 7-0 with 13:33 to play in the first quarter.

Kentucky went three-and-out on its first possession and was forced to punt. UT took over on its own 37 yard line. The Vols were penalized three times on their next drive and would be forced to punt as well.

The Cats would fare much better on their second drive. Kentucky converted on third down when Levis connected with Dane Key for eight yards. Then, on the next play, Levis lofted a pretty pass to tight end Jordan Dingle down the left sideline for 24 yards. UK would get inside the red zone on the back of Rodriguez. On second-and-goal from the three, Rodriguez went up the middle and into the end zone for the score. However, the PAT was blocked and Tennessee still led 7-6 with 4:44 left in the first.

Tennessee would answer on its next drive. As the first quarter ended, with the Vols leading 7-6, UT was inside the UK five yard line.

On the first play of the second quarter, Princeton Fant scored a two-yard touchdown on a run up the middle. McGrath missed the PAT and the Vols led 13-6 with 14:56 left in the half.

Kentucky would go three-and-out on its next possession and would punt, giving the Vols the ball back on their own 23 with 13:54 left in the half.

UT would extend the lead on that possession, covering 77 yards in eight plays, ending with a one-yard touchdown rush by Jaylen Wright. McGrath added the PAT and the Vols led 20-6 with 11:12 to play in the first half.

Kentucky's next drive had a number of productive plays, including a 15-yard rush from Rodriguez, a 16-yard completion from Levis to JuTahn McClain and an 12-yard completion from Levis to Jordan Dingle.

The Cats would get into the Tennessee red zone and, on fourth-and-one from the UT 16, Levis went up the middle on a quarterback sneak to extend the drive. But on third and seven from the UT 12, Levis' pass for Dane Key caromed into the air, and Tennessee's Juwan Mitchell intercepted it and returned it to the Kentucky 45 yard line with 4:29 to play in the half.

The UK defense would make an important stop on the next possession, forcing the Vols into a three-and-out and a punt. The Cats would take over at their own two yard line with 2:49 to play in the half.

The Cats would get out of the shadow of their own goal posts on a 16-yard run up the middle by McClain. But Kentucky would be forced to punt and the punt was nearly blocked and went just 18 yards. The Vols took over at their own 35 with 37 seconds left in the half.

Tennessee would take advantage of the late possession when Hooker hit Hyatt on a 31-yard touchdown pass with 22 seconds left in the half. McGrath added the PAT and the Vols led 27-7, which would be the halftime score.

The Vols would outscore the Cats 17-0 in the second half to beat Kentucky for the second straight season.

SCORING SUMMARY

Kentucky	6	0	0	0	-	6
Tennessee	7	20	10	7	-	44

1st 13:33 TENN - #11 J.Hyatt 55 yd pass from #5 H.Hooker (#40 C.McGrath kick), 5-75, 01:27 0-7
 1st 04:44 UK - #24 C.Rodriguez Jr. 3 yd rush (#96 M.Ruffolo kick blocked), 9-71, 04:45 6-7
 2nd 14:56 TENN - #88 P.Fant 2 yd rush (#40 C.McGrath kick missed), 15-75, 04:48 6-13
 2nd 11:12 TENN - #20 J.Wright 1 yd rush (#40 C.McGrath kick), 8-77, 02:42 6-20
 2nd 00:22 TENN - #11 J.Hyatt 31 yd pass from #5 H.Hooker (#40 C.McGrath kick), 2-35, 00:15 6-27
 3rd 08:57 TENN - #40 C.McGrath 29 yd FG, 10-29, 03:38 6-30
 3rd 03:58 TENN - #5 H.Hooker 8 yd rush (#40 C.McGrath kick), 5-58, 01:31 6-37
 4th 07:47 TENN - #2 J.Small 13 yd pass from #5 H.Hooker (#40 C.McGrath kick), 1-13, 00:06 6-44

TEAM STATISTICS

	UK	UT
First Downs	14	19
Rush Att./Net Rush	36/107	40/177
Passing C/A/I	16/27/3	19/25/0
Offensive Plays	63	65
Total Offense	205	422
Fumbles/Lost	0/0	0/0
Penalties/Yards	5/31	6/50
Punts/Average	6/39.2	3/42.7
Third-Down Conv.	2 of 13	5 of 12
Time of Possession	20:38	39:22

INDIVIDUAL STATISTICS

RUSHING (ATT.-YD.-TD)

UT - Small 21-78, Wright 7-73-1, Hooker 10-23-1, Fant 1-2-1, Sampson 1-1
 UK - Rodriguez Jr. 15-64-1, Wright 8-33, McClain 4-20, Beckwith 3-13, Levis 5-(-22)

PASSING (COMP-ATT-INT-YARDS-TD)

UT - Hooker 19-25-0-245-3
 UK - Levis 16-27-3-98-0

RECEIVING (REC-YARDS-TD)

UT - McCoy 6-54, Hyatt 5-138-2, Tillman 4-22, Small 2-17-1, Fant 1-11, Warren 1-3
 UK - Dingle 4-44, Robinson 4-11, McClain 3-15, Brown 2-12, Key 1-8, Harris 1-7, Wright 1-1

TACKLES

UT - Mitchell 8, Flowers 6, Banks 6, Beasley 5, Harrison 5
 UK - Jackson 14, Lovett 8, Wallace 6, Smith 5, Childress 5



WHEN WAS THE LAST TIME KENTUCKY ...

Scored 40 points: 52 at Louisville, Nov. 27, 2021
 Scored 50 points: 52 at Louisville, Nov. 27, 2021
 Scored 60 points: 62 vs. New Mexico State, Sept. 17, 2016
 Scored 70 points: 77 vs. Texas El-Paso, Sept. 7, 2002
 Scored 80 points: 83 vs. North Dakota, Nov. 18, 1950
Shut Out an Opponent: vs. Youngstown State (31-0), Sept. 17, 2022
Shut Out an Opponent in the 1st half: vs. Youngstown State, Sept. 17, 2022
 Shut Out an SEC Opponent in the 1st half in consecutive games: at Georgia, Oct. 19, and vs. Missouri, Oct. 26, 2019
Did Not Allow an Offensive Point: vs. Youngstown State, Sept. 17, 2022 (31-0 win)
 Game is scoreless at the half: at Georgia, Oct. 19, 2019
Shut Out an Opponent in the 2nd half: vs. Youngstown State, Sept. 17, 2022
Scored a TD on first series: vs. Northern Illinois, Sept. 24, 2022
 Scored on first play from scrimmage of game: at Louisville, Nov. 26, 2016
Had 25 First Downs: 26 vs Youngstown State, Sept. 17, 2022
 Had 30 First Downs: 35 vs. Tennessee, Nov. 6, 2021
 Had 250 yards rushing: 362 at Louisville, Nov. 27, 2021
 Had 300 yards rushing: 362 at Louisville, Nov. 27, 2021
 Had 400 yards rushing: 408 vs. Ole Miss, Oct. 3, 2020
 Had 500 yards rushing: 517 vs. Louisville, Nov. 30, 2019 (SCHOOL RECORD)
 Had consecutive 400-yard rushing games: 401 at Vanderbilt (11/16/19), 462 vs. UT Martin (11/23/19) and 517 vs. Louisville (11/30/19)
 Had below 50 yards rushing: 48 vs. Florida, Sept. 28, 2013
Had 300 yards passing: 303 vs. Northern Illinois, Sept. 24, 2022
 Had 400 yards passing: 459 vs. New Mexico State, Nov. 20, 2021
 Had below 50 yards passing: 47 at Missouri, Oct. 24, 2020
 Had 300 yards rushing and passing: (381/311) vs. New Mexico St., Sept. 17, 2016
 Had 500 yards total offense: 511 at Louisville, Nov. 27, 2021
 Had 600 yards total offense: 707 vs. New Mexico State, Nov. 20, 2021
 Had 700 yards total offense: 707 vs. New Mexico State, Nov. 20, 2021
 Had below 200 yards total offense: 179 at Alabama, Nov. 21, 2020
Held opp. below 100 yards rushing: 22, vs. Mississippi State, Oct. 15, 2022
Held opp. below 50 yards rushing: 22, vs. Mississippi State, Oct. 15, 2022
 Held opp. below 100 yards passing: 70, vs. ULM, Sept. 4, 2021
Held opponent below 200 yards total offense: 192 vs. Youngstown State, Sept. 17, 2022
 Held opp. below 100 yards total offense: 87 vs. ULM, Sept. 4, 2021
 Had 10 or more tackles for loss: 14.0 vs ULM, Sept. 4, 2021
 Had six or more sacks: 6.0 vs. ULM, Sept. 4, 2021
 Recorded a safety: vs. UT Martin, Nov. 23, 2019
 Recorded zero penalties: vs. Auburn, Oct. 17, 2009
Had a player with 30 rush attempts: 31 by Chris Rodriguez Jr. vs. Mississippi State, Oct. 15, 2022
Had a player rush for 100 yards: Chris Rodriguez Jr. (197), vs. South Carolina, Oct. 8, 2022
 Had two players rush for 100 yards: Chris Rodriguez Jr. (121) and Will Levis (113) at Louisville, Nov. 27, 2021
 Had three players rush for 100 yards: Chris Rodriguez Jr. (133), Terry Wilson (129), A.J. Rose(117) vs. Ole Miss; Oct. 3, 2020 (ONLY TIME AT UK)
 Had 2 players rush for 175 yards or more: Benny Snell (192) and Boom Williams (182) vs. Missouri, Oct. 29, 2016
 Had 2 players rush for 100 yards or more in consecutive games: Chris Rodriguez Jr. and Lynn Bowden Jr. at Vanderbilt (11/16/19); Bowden and A.J. Rose vs. UT Martin (11/23/19), Bowden and Rodriguez Jr. vs. Louisville (11/30/19)
Had a player rush for 100 yards in consecutive games: Chris Rodriguez Jr. (126) vs. South Carolina, Oct. 8, 2022 and (197), vs. Miss. State, Oct. 15, 2022
 Had a player rush for 100 yards in three consecutive games: Chris Rodriguez Jr., 119 vs. New Mexico State, Nov. 20, 2021; 121 at Louisville, Nov. 27, 2021 and Chris Rodriguez Jr. (107), vs. Iowa (Citrus Bowl), Jan. 1, 2022
 Had player rush for 100 yards in four consecutive games: Chris Rodriguez Jr. (2021)
 Had player rush for 100 yards in five consecutive games: Chris Rodriguez Jr. (2021)
 Had a true freshman rush for 100 yards: 152 by Benny Snell Jr. vs. Austin Peay, Nov. 19, 2016
 Had a player rush for 200 yards: Chris Rodriguez Jr. (207) vs. Missouri, Sept. 11, 2021
 Had 4 players with 50+ yards rushing in the same game: 4 vs. UT Martin, Nov. 23, 2019
 Had a player with 3 rushing touchdowns: 4 by Will Levis at Louisville, Nov. 27, 2021
 Had a player with 50 pass attempts: 60 by Maxwell Smith, vs. WKU, Sept. 15, 2012
 Had a player with 60 pass attempts: 60 by Maxwell Smith, vs. WKU, Sept. 15, 2012

Had a player with 30 pass completions: 31 by Will Levis, vs. Tennessee, Nov. 6, 2021
Had a player with 300 passing yards: 303 by Will Levis, vs. Northern Illinois, Sept. 24, 2022
 Had a player with 400 passing yards: 419 by Will Levis, vs. New Mexico State, Nov. 20, 2021
 Had 2 players pass for 100 yards: Maxwell Smith (109), Jalen Whitlow (105) vs. Louisville, Sept. 14, 2013
Had a player with 3 or more touchdowns passes: 4 by Will Levis, vs. Northern Illinois, Sept. 24, 2022
 Had a player with 2 passing touchdowns and 2 rushing touchdowns: Patrick Towles, vs. Mississippi State, Oct. 25, 2014
 Had a player with 10+ receptions: 10 by Wan'Dale Robinson vs. Iowa (Citrus Bowl), Jan. 1, 2022
Had 2 players with 100 yards receiving: 147 by Tavvion Robinson and 102 by Barion Brown, vs. Northern Illinois, Sept. 24, 2022
 Had a player with consecutive 100-yard receiving games: Wan'Dale Robinson, 2 (vs. ULM, Sept. 4, 2021; vs. Missouri, Sept. 11, 2021)
 Had a player with three consecutive 100-yard receiving games: Wan'Dale Robinson, 3 (vs. ULM, Sept. 4, 2021; vs. Missouri, Sept. 11, 2021; vs. Chattanooga, Sept. 18, 2021)
Had 2 players with 100 yards receiving: 147 by Tavvion Robinson and 102 by Barion Brown, vs. Northern Illinois, Sept. 24, 2022
 Had a player with 1,000 receiving yards in a season: 1334, Wan'Dale Robinson (2021)
Had a true freshman with receiving TDs in each of first three collegiate games: Dane Key, 2022
Had a player with TD receptions in at least three straight games: (3) Dane Key, 2022
 Had a player with 3 touchdown receptions: 3 by C.J. Conrad vs. New Mexico State, Sept. 17, 2016
 Had a player with 100 rushing and 100 receiving yards in the same game: Rafael Little (132 rushing, 114 receiving) vs. Vanderbilt, Nov. 11, 2006
 Had a 100-yard passer and a 100-yard rusher in the same game: Terry Wilson (151 passing, 129 rushing) vs. Ole Miss, Oct. 3, 2020
 Had a 100-yard rusher and a 100-yard receiver in the same game: Chris Rodriguez Jr. (107 rush) and Wan'Dale Robinson (170 receiving), vs. Iowa (Citrus Bowl), Jan. 1, 2022
 Had a player score a TD by rushing and receiving in the same game: Chris Rodriguez Jr. vs. Iowa (Citrus Bowl), Jan. 1, 2022
 Had a player throw a TD pass and score a rushing and receiving TD in the same game: Randall Cobb vs. Auburn, Oct. 9, 2010
 Had a player throw at least two TD passes and score a rushing TD in consecutive games: Patrick Towles in 2015
 Had a player throw a TD pass, score a receiving TD and score on a punt return for a TD in the same game: Randall Cobb vs. WKU, Sept. 11, 2010
Had a player return a kickoff for a TD: Barion Brown (100 yards) vs. Miami (Ohio), Sept. 3, 2022
 Had a player return a punt for a TD: Josh Ali (74 yards) at Mississippi State, Oct. 30, 2021
Had a player return an interception for a TD: Keidron Smith, 65 yards, at Florida, Sept. 10, 2022
 Had a player recover/return a fumble for a TD: Jordan Wright, vs. Virginia Tech (Belk Bowl), 28 yards, Dec. 31, 2019
 Had two defensive TDs in the same game: Kelvin Joseph (INT) and Jamin Davis (INT) at Tennessee, Oct. 17, 2020
 Had a player recover two fumbles in one game: Jordan Wright vs. South Carolina, Dec. 5, 2020
Had a player block a punt: Martez Thrower vs. Youngstown State, Sept. 17, 2022
 Had a player block a field goal: Josh Paschal vs. Florida, Oct. 2, 2021
 Had a player block a PAT: Lonnie Johnson Jr. vs. Eastern Kentucky, Sept. 9, 2017
 Had a player return a blocked FG for a TD: Trevin Wallace (76 yards) vs. Florida, Oct. 2, 2021
 Had a player return a blocked punt for a TD: Andrew Hopewell (6 yards), vs. Arkansas, Nov. 1, 2006
 Had a player score a TD on a fake field goal: Joe Mansour (25 yards), vs. Florida, Sept. 28, 2013
Had a field goal of 50 yards or more: Matt Ruffolo (50 yards) at Miami (Ohio), Sept. 3, 2022
 Had a punt of 70 yards or more: Colin Goodfellow (70 yards) at Miss. State, Oct. 30, 2021
 Played an overtime game: vs. Ole Miss, Oct. 3, 2020 - (L, 41-42)
 Won an overtime game: vs. EKU, Oct. 3, 2015 - (W, 34-27)
 Won a game on the last play of regulation as time expired: 15-14 at Missouri, Oct. 27, 2018 (2-yard TD pass)





WHEN WAS THE TIME THE OPPONENT ...

Scored 40 points: 44 by Tennessee, Oct. 29, 2022

Scored 50 points: 63 by Alabama, Nov. 21, 2020

Scored 10 or less points: 0 by Youngstown State, Sept. 17, 2022

Shut Out Kentucky: 0-21 by Georgia, Oct. 19, 2019

Shut Out Kentucky in 2nd half: by Tennessee, Oct. 29, 2022

Rushed for 300 yards: 331 by Georgia, Nov. 3, 2018

Passed for 300 yards: 316 by Tennessee, Nov. 6, 2021

Had 500 yards of total offense: 562 by Louisville, Nov. 25, 2017

Recorded a safety: Ole Miss, Oct. 1, 2022 (intentional grounding in end zone)

Blocked a Kentucky punt: South Carolina, Oct. 8, 2022

Blocked a Kentucky field goal: at Georgia, Oct. 16, 2021

Blocked a Kentucky PAT: at Tennessee, Oct. 29, 2022

Had a player with 30 rush attempts: 37, Larry Rountree (Missouri, 126 yards), Oct. 24, 2020

Had a player with 100 yards rushing: 110, MarShawn Lloyd (South Carolina), Oct. 8, 2022

Had a player with 200 yards rushing: 210, Kevin Harris (South Carolina), Dec. 5, 2020

Had two players with 100 yards rushing: 107, Tavien Feaster, 102, Rico Dowdle (South Carolina), Sept. 28, 2019

Had a player with 40 pass attempts: 51 by Connor Bazelak (Missouri), Sept. 11, 2021

Had a player with 25 pass completions: 25 by Will Rogers (Miss. State), Oct. 15, 2022

Had a player with 300 yards passing: 316 by Hendon Hooker (Tennessee, Nov. 6, 2021)

Had two players with 100 yards passing: 174 by Feleipe Franks and 126 by Kyle Trask (Florida), Sept. 14, 2019

Had a player with 10 pass receptions: 10, Tyler Badie (Missouri, 88 yards), Sept. 11, 2021

Had a player with 100 yards receiving: 138, Jalin Hyatt (Tennessee, 5 catches), Oct. 29, 2022

Had a player with 200 yards receiving: 216 by Demarcus Robinson (Florida), Sept. 13, 2014

Had two players with 100 yards receiving: 111, Korey Robertson and 103, Quez Watkins (Southern Miss), Sept. 2, 2017

Had a player return a kickoff for a TD: Evan Berry (UT), 100 yards, Oct. 31, 2015

Had a player return a punt for a TD: Kadarius Toney (UF), 50 yards, Nov. 28, 2020

Had a player return a blocked FG for a TD: Neiko Thorpe (69 yards) vs. Auburn, Oct. 17, 2009

Had a player return a blocked punt for a TD: Chris Rainey (23 yards) vs. Florida, Sept. 26, 2009

Had a player return an interception for a TD: Emmanuel Forbes (Miss. State), 59 yards, Oct. 15, 2022

Had a player return a fumble for a TD: Trevor Brohard (New Mexico State), 25 yards, Nov. 20, 2021



INDIVIDUAL/TEAM RECORDS - CAREER

Most Career Wins By A Head Coach, School History

1. **64** Mark Stoops (2013-Present)
2. 60 Paul "Bear" Bryant (1946-1953)
4. 47 Fran Curci (1973-1981)
4. 41 Jerry Claiborne (1982-1989)
- 41 Blanton Collier (1954-1961)
6. 39 Rich Brooks (2003-2009)

Most Career Home Wins By A Head Coach, School History

1. **45** Mark Stoops (2013-present)
2. 33 Paul Bryant (1946-53)
3. 32 Jerry Claiborne (1982-89)
4. 29 Fran Curci (1973-81)
- 29 Blanton Collier (1954-61)

Rushing Yardage, Career

#	Player	Years	Att	Yards	Avg.	TD
1.	Benny Snell Jr.	2016-18	737	3,873	5.3	48
2.	Sonny Collins	1972-75	777	3,835	4.9	26
3.	Moe Williams	1993-95	618	3,333	5.4	26
4.	Chris Rodriguez Jr. 2018-present		504	3,199	6.3	30
5.	Rafael Little	2004-07	580	2,996	5.2	16
6.	Mark Higgs	1984-87	532	2,892	5.4	25
7.	George Adams	1981-84	638	2,648	4.2	25
8.	Derrick Locke	2007-10	518	2,618	5.1	22
9.	"Boom" Williams	2014-16	366	2,511	6.9	18
10.	Artose Pinner	1999-2002	438	2,105	4.8	17
11.	A.J. Rose	2017-20	341	1,971	5.8	13
12.	Marc Logan	1983-86	389	1,769	4.5	11
13.	Derrick Ramsey	1975-77	446	1,764	3.9	25
14.	Anthony White	1996-99	364	1,758	4.8	11
15.	Jojo Kemp	2013-16	338	1,709	5.1	19
16.	Rodger Bird	1963-65	397	1,699	4.2	21
17.	Derek Homer	1997-2000	353	1,689	4.8	11
18.	Ivy Joe Hunter	1985-88	361	1,687	4.7	19
19.	Bill Leskovar	1949-51	324	1,664	5.1	9
20.	Steve Campassi	1972-75	370	1,609	4.3	8
21.	Kavosiey Smoke 2018-present		288	1,581	5.5	11
22.	Raymond Sanders	2010-13	340	1,542	4.5	11
23.	Al Baker	1986-90	378	1,534	4.1	15
24.	Lynn Bowden Jr.	2017-19	206	1,530	7.4	13
25.	Mike Fanuzzi	1971-74	344	1,484	4.3	16

Avg. Per Rushing Attempt, Career (min. 200 attempts)

#	Player	Years	Average per rush
1.	Lynn Bowden Jr.	2017-19	7.43 (206/1530)
2.	Boom Williams	2014-16	6.91 (366/2511)
3.	C. Rodriguez Jr. 2018-present		6.35 (504/3199)
4.	A.J. Rose	2017-2020	5.78 (341/1971)
5.	Randall Cobb	2008-10	5.76 (228/1313)
6.	Kavosiey Smoke 2018-present		5.49 (288/1581)
7.	Mark Higgs	1984-87	5.43 (532/2892)
8.	Moe Williams	1993-95	5.39 (618/3333)
9.	Benny Snell Jr.	2016-18	5.26 (737/3873)
10.	Rafael Little	2004-07	5.17 (580/2996)

Most Touchdowns Scored, Career

#	Player	Years	Total TDs
1.	Benny Snell Jr.	2016-18	48
2.	Randall Cobb	2008-10	37
3.	Chris Rodriguez Jr. 2018-present		33
4.	Craig Yeast	1995-98	32

Rushing Touchdowns, Career

#	Player	Years	TD
1.	Benny Snell Jr.	2016-18	48
2.	Chris Rodriguez Jr. 2018-present		30
3.	Moe Williams	1993-95	26
	Sonny Collins	1972-75	26
5.	Mark Higgs	1984-87	25
	George Adams	1981-84	25
	Derrick Ramsey	1975-77	25

Consecutive Games with a Rushing TD (since 1985)

1. Benny Snell Jr. (2017) 6
2. **Chris Rodriguez Jr. (2020-2021)** 5
Stanley "Boom" Williams (2016)
Artose Pinner (2002)

100-Yard Rushing Games, Career

1. Benny Snell Jr., 2016-18 19
2. Sonny Collins, 1972-75 18
3. **Chris Rodriguez Jr., 2018-present** 17
4. Rafael Little, 2004-07 13
Moe Williams, 1993-95 13

Most Passing Touchdowns, Career

1. Andre' Woodson (2004-07) 79
2. Jared Lorenzen (2000-03) 78
3. Tim Couch (1996-98) 74
4. Babe Parilli (1949-51) 50
5. Mike Hartline (2007-10) 38

Will Levis (2021-present) 37

Most 300-yard Passing Games, Career

1. Tim Couch (1996-98) 20
2. Jared Lorenzen (2000-03) 15
3. Andre' Woodson (2004-07) 7
4. **Will Levis (2021-present)** 6

Most Victories as Starting QB, Career (starting lineups available since 1993)

1. Andre' Woodson (2004-07) 19
2. Terry Wilson (2018-20) 17

Will Levis (2021-present) 15

Most Rushing Touchdowns Among QBs, Career (min. 200 passing att.)

1. Derrick Ramsey (273 pass att.), 1975-1977 25
2. Mike Fanuzzi (219 pass att.), 1971-1974 16
3. Shane Boyd (479 pass att.), 2001-2004 13
Pookie Jones (504 pass att.), 1991-1993 13
5. Jared Lorenzen (514 pass att.), 2000-2003 12
6. **Will Levis (491 pass att.), 2021-present** 11
Terry Wilson (520 pass att.), 2018-2020 11



INDIVIDUAL/TEAM RECORDS - CAREER

Most Points Scored, Career

1.	Austin MacGinnis (72fg/143pat), 2014-17	359
2.	Lones Seiber (49fg/158pat), 2006-09	305
3.	Benny Snell Jr. (48td/1-2pt), 2016-18	290
4.	Joey Worley (57fg/75pat), 1984-87	246
5.	Seth Hanson (35fg/127pat), 1997-98, 2000-01	232
6.	Taylor Begley (36fg/118pat), 2002-05	226
	Randall Cobb (37td/2pat), 2008-10	226
8.	Matt Ruffolo (35fg/114pat), 2017-22	219
9.	Chris Rodriguez Jr. (33td), 2018-22	198
10.	Craig Yeast (32 td), 1995-98	192

Best Field Goal Percentage, Career (min. 10 made)

Player	Pct.	Made/Att	Years	
1.	Joe Mansour	.857	12/14	2010-13
2.	Marc Samuel	.824	14/17	1997, 1999
3.	Matt Ruffolo	.795	35/44	2018-present
4.	Austin MacGinnis	.791	72/91	2014-17

Most Consecutive Field Goals Made

1.	Austin MacGinnis (2017)	11
	Austin MacGinnis (2014-15)	11
2.	Taylor Begley (2005)	9
	<i>Matt Ruffolo (2021-2022)</i>	9

300-Tackle Club, Career (at UK)

1.	Jim Kovach (1974-78)	521
2.	Chris Chenault (1985-88)	482
3.	Jeff Kremer (1984-87)	475
4.	Marty Moore (1990-93)	462
5.	John Grimsley (1980-83)	437
6.	Kevin McClellan (1980-83)	416
7.	Wesley Woodyard (2004-07)	395
8.	Jerry Blanton (1974-77)	389
9.	Randy Holleran (1987-90)	379
10.	Danny Trevathan (2008-11)	374
11.	Richard Jaffe (1976-79)	350
12.	Brian Williams (1982-1985)	350
13.	Tom Ehlers (1972-74)	349
14.	Darryl Bishop (1971-73)	348
15.	Larry Smith (1983-86)	342
16.	Tom Ranieri (1972-75)	329
17.	Art Still (1974-77)	327
18.	Keith Martin (1980-83)	319
19.	Mike Edwards (2015-18)	318
	DeAndre Square (2018-22)	299



KROGER FIELD

On game day, Kroger Field often becomes the third-largest city in Kentucky.



- Since its opening in 1973, Kentucky has played 324 games within the friendly confines of newly-named Kroger Field. UK has a 181-139-4 record (.566), 45-23 (.662) under Mark Stoops.
- UK set a new Kroger Field attendance record when 63,543 fans packed the stadium for the Nov. 3, 2018 game vs. No. 6 Georgia.
- Two of the top five crowds in Kroger Field history came in 2018.
- UK announced its first sellout since 2015 when 62,945 fans attended the Florida game on Sept. 23, 2017.
- Since the 1999 expansion, UK has averaged 60,261 fans per game and ranked in the nation's top 30 teams in attendance in 16 of the last 18 seasons. Both the single game and season attendance record has been broken in recent years. *Note: Kroger Field capacity was limited to 12,000 fans per game in 2020 due to COVID-19 restrictions
- The stadium footprint is named C.M. Newton Grounds at Kroger Field in honor of the former UK Director of Athletics.

KROGER FIELD

Commonwealth Stadium was renamed to Kroger Field in May of 2017. The agreement--which is between Kroger and JMI Sports, UK's multimedia rights partner--begins at approximately \$1.85 million annually with a term of up to 12 years. With the partnership, Kroger becomes the Official Fuel Partner of the University of Kentucky and the Official Grocery Partner of Move-In at UK while also providing additional engagement opportunities with

UK students. Per the agreement, Kroger is also the Official Nutrition and Pharmacy Partner of UK Athletics.

Kroger Field was transformed into a state-of-the-art facility after a \$126-million reinvention which was completed prior to the 2015 season. The project was handled by HNTB. The outside of the stadium underwent a dramatic external facelift, receiving a modern look, but one that remained uniquely Kentucky. Inside, the capacity of Kroger Field was reduced over the course of the two-year project to approximately 61,000, but the value of all remaining seats were increased, from the top of the upper deck to front-row seats at midfield. Concourses were revamped and widened throughout the stadium with improved concessions, restrooms and security. Players and coaches reaped the benefits of the new Kroger Field as well, as home-team facilities were built, and a multi-purpose recruiting room hosts future Wildcats on their on-campus visits.

FACTS AND FIGURES

Seating Capacity: 61,000, including the Commonwealth Suites

Playing Field: UK switched from natural grass to synthetic turf for the 2015 season. Other SEC schools with a turf surface are: Arkansas, Ole Miss, Mississippi State and Missouri. The end zones and team sideline areas feature a checkerboard pattern in alternating shades of blue. It was designed to mimic the pattern of Secretariat's silks, which has been part of the football uniforms for five seasons. The school's new interlocking "UK" logo is positioned in the center of the field.

Video Boards: Two new 10 mm LED video boards were installed in the summer of 2022 by Formetco Sports. The interior seating bowl also has LED ribbon boards.

Sound System: Sportsound system delivers pounding bass energy, smooth mid- and high-range frequencies, and high-impact entertainment. Components of the sound system include a main speaker cluster behind the end zone, under-balcony speakers and concourse speakers.

GAME DAY EXPERIENCES

The "Cat Walk" on Talbott Todd Way: With the unveiling of the new \$45 million Kentucky Football Training Facility in August of 2016, the headquarters of the program moved next door to Kroger Field. Therefore, the Cat Walk was moved to Talbott Todd Way. The Cat Walk typically begins outside Gate 1 two hours and 15 minutes prior to kickoff, and the team proceeds past Gate 1 and between Kroger Field and Nutter Field House. It was dedicated to former Wildcat Talbott Todd (1963-65) who passed away from ALS in August of 2017 and was an avid supporter of the program. From Talbott Todd Way the team walks to the locker room in the Joe Craft Kentucky Football Training Facility.

Lift Them Up: A unique partnership with Toyota Motor Manufacturing Kentucky (TMMK), the Kentucky College of Engineering and the Kentucky Children's Hospital was launched in 2019 that brings special guests to the Cat Walk as the Kentucky football team arrives at Kroger Field. A specially built push cart vehicle provides a Kentucky Children's Hospital patient the chance to both accompany the Wildcats on the Cat Walk and attend a game at Kroger Field. A new patient is chosen by the Kentucky Children's Hospital each week to participate.

TOP ATTENDANCES FOR KROGER FIELD

1.	63,543	Georgia, 2018
2.	63,407	Auburn, 2015
3.	63,380	EKU, 2015
4.	63,081	South Carolina, 2018
5.	63,076	Florida, 2019
6.	63,040	Florida, 2015
7.	62,945	Florida, 2017
8.	62,933	UL Lafayette, 2015
9.	62,512	Louisville, 2015



ALPHABETICAL ROSTER

Table with 5 columns: Player Name, Position, Height, Weight, and Experience. Lists players from Alex Afari Jr. to Noah Matthews.

NUMERICAL ROSTER (AS OF AUG. 25)

Table with 5 columns: Player Number, Player Name, Position, Height, and Weight. Lists players from 0* Kavosiey Smoke to 42 Tyreese Fearbry.



17	JuTahn McClain	RB	5-9	201	Jr-2L
37	Edward McKee	ILB	6-1	206	Fr-HS
83	Jack Monday	TE	6-1	227	Fr-HS
54	Jordan Morrow	LS	6-1	226	Sr-Sq
47	Jarard Mosely	DB	6-2	185	Fr-HS
38	William Nalty	ILB	6-0	220	%Sr-2L
22	Chris Oats	ILB	6-3	232	Sr-2L
35	Sean O'Horo	RB	5-11	180	Fr-HS
8	Octavious Oxendine	DL	6-1	281	Jr-2L
58	Lucas Padgett	OL	6-4	306	So-Sq
55	Clay Perry	LS	6-0	193	Jr-1L
23	Andru Phillips	DB	6-0	190	So-1L
34	Brady Pierce	DB	6-0	181	Fr-HS
12	Chance Poore	K	6-2	221	Sr-3L
24	Elijah Reed	DB	6-3	183	Fr-HS
66	Abelardo Reza	OL	6-3	250	Fr-HS
28	Jordan Robinson	DB	6-4	202	So-Tr
9	Tayvion Robinson	WR	5-11	187	Sr-Tr
24	Chris Rodriguez Jr.	RB	5-11	224	Sr-3L
67	Paul Rodriguez	OL	6-5	325	Fr-RS
52	Justin Rogers	DL	6-3	332	Jr-2L
96	Matt Ruffolo	K	5-11	211	%Sr-3L
90	Tre'vonn Rybka	DL	6-4	275	So-1L
92	Kahlil Saunders	DL	6-5	288	Fr-RS
29	Jackson Schulz	DB	6-2	180	Fr-HS
12	Kaiya Sheron	QB	6-3	208	Fr-RS
39	Jackson Smith	K	5-11	194	Fr-HS
1	Keidron Smith	DB	6-2	204	%Sr-Tr
0	Kavosiey Smoke	RB	5-9	209	Sr-3L
5	DeAndre Square	ILB	6-1	221	%Sr-4L
21	Andre Stewart	DB	5-11	182	Fr-HS
87	Josh Terrell	WR	5-10	175	Fr-HS
44	Martez Thrower	ILB	6-2	224	So-1L
7	Vito Tisdale	DB	6-1	184	Jr-2L
88	Keaton Upshaw	TE	6-6	246	Sr-2L
14	Carrington Valentine	DB	6-0	194	Jr-2L
48	Jack Varga	FB	5-11	223	Sr-Sq
15	Destin Wade	QB	6-3	222	Fr-HS
20	Keaten Wade	OLB	6-5	237	Fr-HS
0	Deone Walker	DL	6-6	330	Fr-HS
32	Trevin Wallace	ILB	6-2	240	So-1L
43	Angelo Washington	ILB	6-2	226	Fr-HS
13	J.J. Weaver	OLB	6-5	242	Jr-2L
39	Dillon Wheatley	FB	6-1	-215	Sr-Sq
18	Brandon White	WR	5-9	160	Fr-HS
49	Jai Williams	OLB	6-5	215	So-Sq
60	Quintin Wilson	OL	6-1	295	Sr-3L
74	David Wohlabauhg Jr.	OL	6-6	302	Fr-RS
15	Jordan Wright	OLB	6-5	231	%Sr-4L
29	La'Ve'll Wright	RB	6-0	217	Fr-RS
71	John Young	OL	6-6	304	So-1L

43	Angelo Washington	LB	6-2	226	Fr-HS
44	Martez Thrower	ILB	6-2	224	So-1L
45	Jase Bruner	OLB	6-2	235	Jr-Sq
46*	Braxton Eiserman	ILB	6-1	226	Sr-Sq
46*	Cade Degraw	LS	5-11	213	Sr-2L
47*	Justice Dingle II	FB	6-3	267	Sr-Sq
47*	Jarard Mosely	DB	6-2	185	Fr-HS
48	Jack Varga	FB	5-11	223	Sr-Sq
49	Jai Williams	OLB	6-5	215	So-Sq
50	Darrion Henry-Young	DL	6-4	255	So-Tr
52	Justin Rogers	DL	6-3	332	Jr-2L
54*	D'Eryk Jackson	ILB	6-1	241	Jr-2L
54*	Jordan Morrow	LS	6-1	226	Sr-Sq
55*	Clay Perry	LS	6-0	193	Jr-1L
55*	Noah Matthews	OLB	6-5	244	Fr-HS
56	Deondre Buford	OL	6-3	312	So-Sq
57	Jonathan Berry	OL	6-5	284	So-Sq
58	Lucas Padgett	OL	6-4	306	So-Sq
59	Conner Long	OLB	6-3	220	So-Sq
60	Quintin Wilson	OL	6-1	295	Sr-3L
62	Jager Burton	OL	6-4	301	Fr-RS
63	Alex Bascom	DL	6-5	264	Sr-Sq
64	Richard Bascom	DL	6-5	269	Sr-Sq
65	Grant Bingham	OL	6-5	318	Fr-HS
66	Abelardo Reza	OL	6-3	250	Fr-HS
67	Paul Rodriguez	OL	6-5	325	Fr-RS
68	Kenneth Horsey	OL	6-3	304	Sr-3L
70	Nikolas Hall	OL	6-6	307	Fr-HS
71	John Young	OL	6-6	304	So-1L
72	Josh Jones	OL	6-6	325	So-Sq
74	David Wohlabauhg Jr.	OL	6-6	302	Fr-RS
75	Eli Cox	OL	6-4	298	Jr-2L
77	Jeremy Flax	OL	6-6	328	Jr-Sq
78	Kiyaunta Goodwin	OL	6-8	351	Fr-HS
79	Tashawn Manning	OL	6-4	330	%Sr-Tr
80	Brenden Bates	TE	6-5	264	Sr-3L
81	Cole Lanter	WR	5-11	179	Fr-HS
82	Tae Tae Crumes	WR	6-1	187	Jr-Sq
83	Jack Monday	TE	6-1	227	Fr-HS
84	Josh Kattus	TE	6-4	232	Fr-HS
85	Jordan Dingle	TE	6-4	236	Fr-RS
86	Dylan Gary	WR	6-4	198	Fr-HS
87	Josh Terrell	WR	5-10	175	Fr-HS
88	Keaton Upshaw	TE	6-6	246	Sr-2L
89	Chris Lewis	WR	6-4	202	Fr-RS
90	Tre'vonn Rybka	DL	6-4	275	So-1L
91	Sam Anaele	DL	6-4	287	So-Sq
92	Kahlil Saunders	DL	6-5	288	Fr-RS
93	Wilson Berry	P	6-4	208	Fr-RS
94	Colin Goodfellow	P	6-2	225	%Sr-2L
95	Jamarius Dinkins	DL	6-5	280	Fr-RS
96	Matt Ruffolo	K	5-11	211	%Sr-3L
98	Isaiah Beasley	DL	5-11	263	Jr-Sq
99	Josaih Hayes	DL	6-3	309	Jr-2L

Ironton, Ohio (Ironton)
Rochelle, Ga. (Wilcox County)
Science Hill, Ky. (Somerset)
Jackson, Ky. (Breathitt County)
Lake Cormorant, Miss. (Lake Cormorant)
Bowling Green, Ky. (Georgia Tech/Bowling Green HS)
West Palm Beach, Fla. (Cardinal Newman)
Louisville, Ky. (St. Xavier)
Lake Forest, Ill. (Lake Forest)
Cincinnati, Ohio (Ohio State/Princeton HS)
Detroit, Mich. (Oak Park)
Dublin, Ga. (West Laurens)
Louisville, Ky. (St. Xavier)
Upton, Ky. (Central Hardin)
Bridgeville, Del. (Woodbridge)
Detroit, Mich. (Martin Luther King)
Stamping Ground, Ky. (Scott County)
Birmingham, Ala. (La Cueva)
East Lansing, Mich. (East Lansing)
Cincinnati, Ohio (Turpin)
Lexington, Ky. (Frederick Douglass)
Louisville, Ky. (St. Xavier)
Louisville, Ky. (St. Xavier)
Johnson County, Ky. (Johnson Central)
Eminence, Ky. (Eminence HS)
Mason, Ohio (William Mason)
Sanford, Fla. (Sanford Seminole)
Austin, Texas (Akins)
Louisville, Ky. (Christian Academy)
Columbus, Ga. (Central-Phenix City - Ala.)
Stow, Ohio (Walsh Jesuit)
Nicholasville, Ky. (West Jessamine)
Detroit, Mich. (Independence CC/Robichaud)
Louisville, Ky. (Charleston (Ind.))
Apopka, Fla. (Auburn/Wekiva)
Cincinnati, Ohio (Archbishop Moeller)
Danville, Ky. (Boyle County)
Louisville, Ky. (Butler)
Lexington, Ky. (Lexington Catholic)
Cincinnati, Ohio (Archbishop Moeller)
Bowling Green, Ky. (Bowling Green HS)
Sugar Hill, Ga. (North Gwinnett)
Fort Worth, Texas (Grapevine Faith Christian)
Lima, Ohio (Lima Senior)
Pleasant Grove, Ala. (Pleasant Grove)
Dickson, Tenn. (Dickson County)
Lagos, Nigeria (McDougle Technical Institute - Fla.)
Huntsville, Ala. (Grissom)
Maribyrnong, Australia (Maribyrnong College)
Cleveland, Ohio (Saint Ignatius)
Columbus, Ohio (Walnut Ridge)
Centerville, Ohio (Archbishop Alter)
Radcliff, Ky. (North Hardin)
Horn Lake, Miss. (Horn Lake)

PRONUNCIATION GUIDE

Sam Anaele (ah-NEL-lee)
 Tyrell Ajian (a-jun)
 Barion (bear-EON) Brown
 Jager (Jagger) Burton
 (Chah-mar-EON) Bush
 Dekel (da-KEL) Crowdus (CROWD-us)
 Jamarius (jah-MAR-ee-us) Dinkins
 Taj (same as "Taj Mahal") Dodson
 Tomiwa (TOE-mee-wah) Durojaiye (Durr-oh-Ji-yay)
 Jalen Geiger (GI-ger)
 Kiyaunta (key-ON-tay) Goodwin
 Josaih (joe-SIGH-uh) Hayes

D'Eryk (dee-ERIC) Jackson
 Will Lewis (lev-iss)
 Tashawn (TAY-shawn) Manning
 JuTahn (juh-TAWN) McClain
 Abelardo (abba-LAR-doe) Reza (REE-zah)
 Tayvion (TAY-vee-on) Robinson
 Kaiya (Ki-yah) Sheron (Sharon)
 Keidron (KEY-drun) Smith
 Kavosiey (kuh-VOS-ee-AYE) Smoke
 Deone (dee-ON) Walker
 Jai (Ji) Williams
 David Wohlabauhg (WUL-uh-bah)





HEAD COACH MARK STOOPS / 10TH SEASON / IOWA, 1989



Mark Stoops has 63 wins in the Blue and White, surpassing the school record of 60 set by Paul “Bear” Bryant.

Under Stoops, 22 players have been drafted in the NFL, including 13 defensive players.

“I think Mark Stoops is the best program builder in all of college football right now.”
-- Tom Luginbill, ESPN National Recruiting Director and on-air game analyst

The Kentucky football program continues to stack an impressive set of milestones under the leadership of Mark Stoops.

On Jan. 1, when Kentucky took the field for the Vrbo Citrus Bowl, it made official a school-record six consecutive bowl games – all under Stoops – surpassing the mark of five straight bowls from 2006-10.

And, when the Wildcats rallied to defeat Iowa -- UK’s 10th fourth-quarter comeback victory during the last six seasons -- it also marked a school-record fourth-straight bowl win.

The victory over the Hawkeyes was UK’s 16th in a row vs. non-conference opponents, the longest active streak in the nation.

Kentucky finished the season with a 10-3 record, only the fourth time in school history (twice in the last four years under Stoops) that the Wildcats have reached double-digit victories. UK began the season with a 6-0 start for the first time since 1950, when the legendary Paul “Bear” Bryant patrolled the sidelines in Lexington.

The 2021 campaign featured a 5-3 tally in the Southeastern Conference. UK finished in sole possession of second place in the SEC Eastern Division, the first time the Wildcats were solely in second since the league split into divisions in 1992.

More milestones loom in the near future. When the Wildcats begin the 2022 season, it will be Stoops’ 10th year at UK, longer than any coach in school history.

In addition, Stoops has 59 wins in the Blue and White, needing only two more triumphs to surpass the school standard of 60 set by Bryant.

As quickly as the achievements have come recently, Stoops’ success has been far from easy.

Inheriting a program that was 2-10 in 2012, the year before he arrived, Stoops’ rebuilding efforts took time. Two games into the 2016 season his record was 12-26, but the program took off from there and the coach has engineered a 52-30 (63.4%) mark since.

In addition to the numerous landmarks above, a partial accounting of Stoops’ achievements features:



STOOPS AND CO. MAKING A HIT IN RECRUITING

In nine seasons at the helm of the Kentucky football program, head coach Mark Stoops and his staff have been making noise on the recruiting trail. Kentucky's 10 classes under Stoops have ranked in the top 50 by all four major recruiting services. Below is a look at UK's recruiting success under Stoops and Co.

Kentucky's Signing Day class for 2022, at the time of this writing, is UK's highest-rated class in the available history of recruiting rankings. (Note: these rankings are based on UK's 20 signees, 19 high school and one junior college, and do not include four-year college transfers Tashawn Manning and Tavvion Robinson.)

Outlet	2013	2014	2015	2016	2017	2018	2019	2020	2021	2022
Rivals	#29	#17	#35	#29	#26	#30	#30	#20	#45	#10
ESPN	#36	#20	#43	#34	#30	#36	#36	#23	#40	#13
247Sports	#41	#23	#38	#34	#29	#38	#34	#22	#39	#11

- 38 wins in the last four-plus seasons, which is the fifth most in the SEC and tied for 14th among Power Five programs
- Winning the season finale (and regular-season finale) four years in a row for the first time since 1898-1901
- First top-10 ranking in each the Associated Press poll and the coaches' poll since 2007 (Sept. 11, 2022)
- First consecutive top-10 rankings in each poll since 1977 (Sept. 18, 2022)
- First home win over Florida since 1986, also marking the first win over an Associated Press top 10-ranked opponent since 2010 (2021)
- First win at Tennessee since 1984 (2020)
- First New Year's Day Bowl win since 1951 (2018 season)
- First 10-win season since 1977 (2018)
- First SEC Coach of the Year since 1983 (2018)
- First final poll ranking since 1984 (2018)
- First bowl win since 2008 (2018 season)
- First win vs. Florida since 1986 (2018)
- First bowl appearance since 2010 (2016)
- Stoops began his tenure at Kentucky 12-26 (.316) (2013 - through first two games of 2016). He has since gone 52-30 (.642) (2016 - present). Overall, Stoops is now 64-56 at Kentucky, surpassing Paul "Bear" Bryant's 60 victories to set a new school record.
- Off the field, Stoops is a staunch supporter of the Kentucky Children's Hospital, helping raise more than \$500,000 annually for the kids.
- Kentucky's football team has fared well academically under Stoops, as each year UK's football score in the NCAA Academic Progress Rate has been well above the benchmark of 930.

In addition to the team accomplishments, several of Stoops' players have won All-America accolades, along with honors such as the Bronko Nagurski Award, Chuck Bednarik Award, Paul Hornung Award, Ronnie Lott Trophy, Ray Guy Award, Danny Wuerffel Trophy, Jason Witten Man of the Year, Pop Warner Award, Academic All-America and National Good Works Team.

The bountiful crop of victories and honors are the fruit of the last six seasons, but the harvest didn't come easily. Arriving in 2013, taking over a team that had gone 2-10 the season before, it took three years of plowing, planting and growing before the results came.

Stoops earned his first bowl game as head coach in 2016, when the Wildcats overcame an 0-2 start to go 7-3 down the stretch and advance to the TaxSlayer Gator Bowl. UK duplicated seven wins in 2017, playing in the Franklin-American Mortgage Music City Bowl.

Led by linebacker Josh Allen, the National Defensive Player of the Year, and Benny Snell Jr., the school's all-time leading rusher, the 2018 squad went 10-3. It was UK's best season in 41 years, topped by a win over Penn State in the VRBO Citrus Bowl. It was only the third 10-win season in school history.

In addition, the 2018 campaign featured a win at Florida -- the Wildcats' first victory over the Gators in 32 years -- resulting in UK being named the National Team of the Week by the Football Writers Association of America. The regular season concluded with a 56-10 win at in-state rival Louisville, the largest margin of victory in the history of the Governor's Cup series.

UK was No. 11 in the final USA Today coaches' poll and No. 12 in the final Associated Press tabulation, the school's first appearance in the final rankings since 1984. The 2018 season also continued a remark-

able trend -- since Stoops took over as coach of the Cats in 2013, UK was the only school in the nation that tied or improved its win total in six straight seasons.

CollegeFootballNews.com listed Stoops as the best coaching performance of the season and he was named Southeastern Conference Coach of the Year by The Associated Press, Athlon Sports and the league coaches.

The 2019 season was one of the most unusual in school history. A succession of injuries decimated the quarterbacks and Stoops turned to wide receiver Lynn Bowden Jr. to man the QB position. Running the ball almost exclusively, UK went 6-2 down the stretch and closed the season with four straight wins, topped by a dramatic come-from-behind Belk Bowl win over Virginia Tech when Bowden threw the game-winning touchdown pass with only 15 seconds remaining.

How has Stoops accomplished all of this? The coach would tell you that there's been nothing magical about the process.

True to his blue-collar roots in Youngstown, Ohio, the methodical advancement made by Stoops' teams is a reflection of the coach's rock-steady work ethic, tireless recruiting, and ability to adapt.

Stoops came to Kentucky from Florida State, where he was defensive coordinator from 2010-12. He inherited a unit ranked 108th in the nation in total defense and turned it into one of the nation's best. In the 2012 season, the Seminoles were second in the nation in total defense, allowing 254.1 yards per game, and sixth nationally in scoring defense at 14.7 points per game. Playing well against the run and the pass, FSU was third in the country in rushing defense and led the nation in pass defense. FSU led the ACC in seven defensive categories. Stoops also coached the defensive backs under head coach Jimbo Fisher.



Eight Seminoles on defense earned 2012 All-ACC honors, including four first-team selections, highlighted by one of the nation's top defensive end duos in Bjoern Werner and Cornelius Carradine, who combined for 24 sacks and 31 tackles for loss. Werner was a finalist for the 2012 Bronko Nagurski Award as the National Defensive Player of the Year and was among the national leaders in sacks with 13. Stoops also coached cornerback Ronald Darby to ACC Defensive Rookie of the Year.

The Seminoles' prowess was a continuation of the 2011 season, when Stoops' defenders led the nation in fewest yards allowed per carry (2.3), ranked fourth in the nation in total defense (275 yards per game), second in rushing defense (82.7 ypg), fourth in scoring defense (15.1 points per game), and eighth in tackles for loss (8.6 per game) and quarterback sacks (3.1 per game). FSU led the ACC in eight defensive categories.

Stoops overhauled the Florida State defense in 2010, his first season as defensive coordinator. The Seminoles gave up 19.6 points per game, third-best in the ACC and 20th nationally. FSU ranked 42nd nationally in total defense that season; in contrast, the team was 108th nationally in total defense and 94th in scoring defense in 2009, the year before Stoops' arrival. FSU improved its overall defense by more than 80 yards per game, primarily by limiting opponents to 75 fewer rushing yards per game. The Seminoles ranked third in the nation in quarterback sacks and were 21st in tackles for loss. In the secondary, Stoops coached Xavier Rhodes to ACC Defensive Rookie of the Year honors and National Defensive Freshman of the Year accolades.

During Stoops' three seasons, FSU went 10-4, 9-4 and 12-2, including wins over South Carolina in the 2010 Chick-fil-A Bowl, Notre Dame in the 2011 Champs Sports Bowl and Northern Illinois in the 2013 Orange Bowl.

Stoops was defensive coordinator and DBs coach at Arizona from 2004-09, working for his brother, Mike, who was head coach of the Wildcats. During Mark's time there, Arizona's records improved steadily, going 3-8, 3-8, 6-6, 5-7, 8-5 and 8-5. The Wildcats advanced to the Las Vegas Bowl and Holiday Bowl during the last two years.

Stoops inherited an Arizona unit that was 109th in the nation in total defense and 107th in scoring defense in 2003, the year before he arrived. By the end of his term at Arizona, the Wildcats ranked in the nation's top 25 in total defense his final two sea-

sons and ranked as high as 33rd in scoring defense.

Mark and Mike are also brothers of Bob Stoops, who spent 18 years as the Oklahoma head coach and has been elected to the College Football Hall of Fame. The eldest Stoops brother, Ron Jr., is retired after coaching at Youngstown State. Mark and Mike have reunited in Lexington, as Mike has joined the UK staff as inside linebackers coach.

Prior to Arizona, Mark Stoops coached the defensive backs three years at Miami (Fla.). The 2001 national champion Hurricanes led the nation in pass efficiency defense, scoring defense and turnover margin. That team also established a school record with 27 interceptions and 45 total takeaways.

Stoops' 2002 secondary led the nation in pass defense and pass efficiency defense. Despite having to replace all four starters in the defensive backfield, the 2003 team led the nation in pass defense. In his three seasons, Miami went 35-3, including the 12-0 Rose Bowl title campaign, plus appearances in the Fiesta and Orange bowls. Ten Miami defensive backs who played at least one season under Stoops were eventually selected in the National Football League draft – seven in the first round.

Stoops got his first experience in leading a defense as co-defensive coordinator at Houston in the 2000 season. He coached the secondary at Wyoming from 1997-99 and the Cowboys notched three straight winning seasons. A highlight of his time there was a school-record 24 interceptions in the '97 season. His first full-time coaching job was in 1996 at South Florida, helping USF in the start-up of its program before the Bulls had their first kickoff in '97.

Stoops has recruited and developed numerous outstanding defensive backs, many of whom went on to National Football League careers. Among the notables are Antoine Cason and Michael Johnson at Arizona, Miami's Philip Buchanon, Kelly Jennings, Brandon Meriweather, Ed Reed, Antrel Rolle, Mike Rumph and Sean Taylor and Wyoming's Brian Lee.

Stoops was raised in Youngstown, Ohio. As did brothers Bob and Mike, Mark played in the secondary at the University of Iowa for Hall of Fame coach Hayden Fry. He participated in four bowl games as a player. Fry hired Stoops as a graduate assistant coach at Iowa in the 1990 and '91 seasons. The Hawkeyes won the 1990 Big Ten title and played in the Rose Bowl, duplicating feats

STOOPS VS. ALL OPPONENTS

Table with 2 columns: Opponent and Record. Lists opponents like Alabama, Georgia, Florida, etc., with their respective records against Stoops.

STOOPS' PROGRAM RECORDS

Table with 2 columns: Rank and Record. Lists 'Most Wins By A Head Coach, School History' and 'Most Wins By A Head Coach At Kroger Field'.




THE MARK STOOPS COACHING FILE

Year	School	Position	W-L	SEC	Bowl
1990	Iowa	Graduate Assistant	8-4		Rose
1991	Iowa	Graduate Assistant	10-1-1		Holiday
1992-95	Nordonia HS	Defensive Backs			
1996	South Florida	Defensive Backs	0-0		
1997	Wyoming	Defensive Backs	7-6		
1998	Wyoming	Defensive Backs	8-3		
1999	Wyoming	Defensive Backs	7-4		
2000	Houston	Co-Defensive Coord., Safeties	3-8		
2001	Miami (Fla.)	Defensive Backs	12-0		Rose
2002	Miami (Fla.)	Defensive Backs	12-1		Fiesta
2003	Miami (Fla.)	Defensive Backs	11-2		Orange
2004	Arizona	Defensive Coordinator, DBs	3-8		
2005	Arizona	Defensive Coordinator, DBs	3-8		
2006	Arizona	Defensive Coordinator, DBs	6-6		
2007	Arizona	Defensive Coordinator, DBs	5-7		
2008	Arizona	Defensive Coordinator, DBs	8-5		Las Vegas
2009	Arizona	Defensive Coordinator, DBs	8-5		Holiday
2010	Florida State	Defensive Coordinator, DBs	10-4		Chick-fil-A
2011	Florida State	Defensive Coordinator, DBs	9-4		Champs Sports
2012	Florida State	Defensive Coordinator, DBs	12-2		Orange
2013	Kentucky	Head Coach	2-10	0-8	
2014	Kentucky	Head Coach	5-7	2-6	
2015	Kentucky	Head Coach	5-7	2-6	
2016	Kentucky	Head Coach	7-6	4-4	TaxSlayer
2017	Kentucky	Head Coach	7-6	4-4	Music City
2018	Kentucky	Head Coach	10-3	5-3	Citrus
2019	Kentucky	Head Coach	8-5	3-5	Belk
2020	Kentucky	Head Coach	5-6	4-6	TaxSlayer Gator
2021	Kentucky	Head Coach	10-3	5-3	Vrbo Citrus
2022	Kentucky	Head Coach	5-3	2-3	
Overall	Head Coach		64-56	31-48	

STOOPS' NFL DRAFT PICKS

Name	Year	Rd	Pick	Overall	Team
Avery Williamson	2014	5	11	151	Titans
Bud Dupree	2015	1	22	22	Steelers
Za'Darius Smith	2015	4	23	122	Ravens
Josh Forrest	2016	6	15	190	Rams
Josh Allen	2019	1	7	7	Jaguars
Lonnie Johnson	2019	2	22	54	Texans
Mike Edwards	2019	3	35	99	Bucs
Benny Snell Jr.	2019	4	19	122	Steelers
George Asafo-Adjei	2019	7	18	232	Giants
Lynn Bowden Jr.	2020	3	16	80	Raiders
Logan Stenberg	2020	4	15	121	Lions
Jamin Davis	2021	1	19	19	Washington
Kelvin Joseph	2021	2	12	44	Cowboys
Quinton Bohanna	2021	6	8	192	Cowboys
Brandin Echols	2021	6	16	200	Jets
Landon Young	2021	6	22	206	Saints
Phil Hoskins	2021	7	3	232	Panthers
W. Robinson	2022	2	11	43	Giants
Josh Paschal	2022	2	14	46	Lions
Luke Fortner	2022	3	1	65	Jaguars
Darian Kinnard	2022	5	2	145	Chiefs



STOOPS YEAR-BY-YEAR

2013 – Won 2, Lost 10

Table with 5 columns: Rank, Opponent, Score, Location, Date. Lists 13 games from 2013.

COACH: Mark Stoops
CAPTS: Avery Williamson and game captains

2014 – Won 5, Lost 7

Table with 5 columns: Rank, Opponent, Score, Location, Date. Lists 17 games from 2014.

COACH: Mark Stoops
CAPTS: Javess Blue, Alvin "Bud" Dupree, Za'Darius Smith, Jordan Swindle

2015 – Won 5, Lost 7

Table with 5 columns: Rank, Opponent, Score, Location, Date. Lists 24 games from 2015.

COACH: Mark Stoops
CAPTS: Farrington Huguenin, Josh Forrest, Patrick Towles, Jordan Swindle, Melvin Lewis, A.J. Stamps

2016 – Won 7, Lost 6

Table with 5 columns: Rank, Opponent, Score, Location, Date. Lists 24 games from 2016.

TAXSLAYER BOWL

Table with 5 columns: Rank, Opponent, Score, Location, Date. Lists 1 game from 2016.

COACH: Mark Stoops
CAPTS: Jon Toth, Courtney Miggins, Courtney Love, Jeff Badet, Jojo Kemp, Marcus McWilson

2017 – Won 7, Lost 6

Table with 5 columns: Rank, Opponent, Score, Location, Date. Lists 17 games from 2017.

FRANKLIN AMERICAN MORTGAGE MUSIC CITY BOWL

Table with 5 columns: Rank, Opponent, Score, Location, Date. Lists 2 games from 2017.

COACH: Mark Stoops
CAPTS: Mike Edwards, Nick Haynes, Stephen Johnson, Courtney Love, Garrett Johnson, Charles Walker

2018 – Won 10, Lost 3

Table with 5 columns: Rank, Opponent, Score, Location, Date. Lists 17 games from 2018.

VRBO CITRUS BOWL

Table with 5 columns: Rank, Opponent, Score, Location, Date. Lists 2 games from 2018.

COACH: Mark Stoops
CAPTS: Josh Allen, George Asafo-Adjei, C.J. Conrad, Kash Daniel, Mike Edwards, Benny Snell Jr.

2019 – Won 8, Lost 5

Table with 5 columns: Rank, Opponent, Score, Location, Date. Lists 24 games from 2019.

BELK BOWL

Table with 5 columns: Rank, Opponent, Score, Location, Date. Lists 2 games from 2019.

COACH: Mark Stoops
CAPTS: Lynn Bowden Jr., Kash Daniel, Logan Stenberg, Terry Wilson, Josh Paschal

2020 – Won 5, Lost 6

Table with 5 columns: Rank, Opponent, Score, Location, Date. Lists 16 games from 2020.

TAXSLAYER GATOR BOWL

Table with 5 columns: Rank, Opponent, Score, Location, Date. Lists 2 games from 2020.

COACH: Mark Stoops
CAPTS: Josh Ali, Quinton Bohanna, Yusuf Corker, Max Duffy, Drake Jackson, Josh Paschal, DeAndre Square, Boogie Watson, Terry Wilson and Landon Young

Due to COVID 19, 2020 was a 10-game SEC-only schedule

2021 – Won 10, Lost 3

Table with 5 columns: Rank, Opponent, Score, Location, Date. Lists 13 games from 2021.

Vrbo Citrus Bowl

Table with 5 columns: Rank, Opponent, Score, Location, Date. Lists 2 games from 2021.

COACH: Mark Stoops
CAPTS: Josh Ali, Yusuf Corker, DeAndre Square, Luke Fortner, Marquan McCall, Will Levis, Josh Paschal and Chris Rodriguez Jr.

* indicates night game

2022 – Won 5, Lost 3

Table with 5 columns: Rank, Opponent, Score, Location, Date. Lists 7 games from 2022.

COACH: Mark Stoops

CAPTS: Will Levis, Jordan Wright, Chris Rodriguez Jr., Deandre Square, JJ Weaver, Jacquez Jones, and Kenneth Horsey

* indicates night game





ASSISTANT COACHES



FRANK BUFFANO

SAFETIES/ CO-SPECIAL TEAMS COORDINATOR

Frank Buffano was hired in March of 2020 after serving seven years as the director of football operations at UK. He assists Chris Collins with the defensive backs and works primarily with the safeties. He also serves as the co-special teams coordinator with John Settle.

Prior to Kentucky, Buffano was a secondary coach and linebackers coach at Youngstown State. He began his career at Arizona under Mike Stoops, serving as a defensive graduate assistant coach his last two seasons after three years of working as a video graduate assistant with the Wildcats.

2008-09	Defensive Grad Assistant	Arizona
2010	Secondary	Youngstown State
2011-12	Linebackers	Youngstown State
2020	Safeties	Kentucky
2021-present	Safeties/Co-Special Teams Coordinator	Kentucky



CHRIS COLLINS

DEFENSIVE BACKS

Chris Collins enters his second season at Kentucky coaching the defensive backs. Collins was hired in June of 2021 after four seasons as the safeties coach at Georgia State. He helped the Panthers advance to a bowl game in three of his four seasons.

Collins was a four-year letter winner and two-year captain as a safety and outside linebacker at Western Carolina from 2006-09. He finished his career with 303 tackles, 19 tackles for loss, nine forced fumbles and five pass breakups.

2011-12	Defensive Assistant	Western Carolina
2013-14	Secondary / Special Teams Coordinator	Catawba
2015	Defensive Graduate Assistant	Appalachian State
2016	Assistant Linebackers Coach	Western Carolina
2017-18	Assistant Safeties Coach	Georgia State
2019-20	Assistant Safeties Coach / Recruiting Coordinator	Georgia State
2021-present	Kentucky	Defensive Backs



RICH SCANGARELLO

OFFENSIVE COORDINATOR/QBS

Rich Scangarello is in his first season at Kentucky as the offensive coordinator and quarterbacks coach. He was hired in February of 2022, replacing Liam Coen who was hired to be the new offensive coordinator for the Super Bowl Champion Los Angeles Rams.

Scangarello came to the Bluegrass with 24 years of coaching experience, seven in the NFL and 17 in the collegiate ranks. He arrived in Kentucky fresh off a run to the NFC Championship game with the San Francisco 49ers.

1998-99	Graduate Assistant	UC-Davis
2000	Graduate Assistant	Idaho
2001	Offensive Coordinator/Quarterbacks	Carleton College
2002-03	Quarterbacks	Idaho
2004-07	Passing Game Coordinator/Wide Receivers	UC-Davis
2008	Co-Offensive Coordinator/Quarterbacks	UC-Davis
2009	Offensive Quality Control/Assistant Quarterbacks	Oakland Raiders
2010-11	Offensive Coordinator/Assistant Head Coach/Quarterbacks	Millsaps
2012-14	Offensive Coordinator/Quarterbacks	Northern Arizona
2015	Offensive Assistant	Atlanta Falcons
2016	Offensive Coordinator/Quarterbacks	Wagner College
2017-18	Quarterbacks	San Francisco 49ers
2019	Offensive Coordinator	Denver Broncos
2020	Senior Offensive Assistant	Philadelphia Eagles
2021	Quarterbacks	San Francisco 49ers
2022-present	Offensive Coordinator/Quarterbacks	Kentucky



JOHN SETTLE

RUNNING BACKS/CO-SPECIAL TEAMS COORDINATOR

John Settle is in his second season at Kentucky as the running backs coach and co-special teams coordinator. Settle came to the Bluegrass in 2021 and now has 27 years of coaching experience, including six in the NFL. He has coached in 20 bowl games and boasts a long list of successful running backs.

Eleven years of his coaching career were spent at Wisconsin, most recently from 2015-2021 and also from 2006-10.

Settle was a four-year letterwinner (1983-86) at Appalachian State, where he finished as the school's career rushing leader with 4,409 yards (then third-most in FCS history) and 43 touchdowns. A two-time All-American, he was the Southern Conference Player of the Year as a senior after rushing for 1,661 yards and 20 TDs. His No. 23 was retired by his alma mater and he was inducted into the school's hall of fame in 1994.

1994	Running Backs	Appalachian State
1995	Offensive Assistant	Cleveland Browns
1996-97	Offensive Assistant	Baltimore Ravens
1998-2005	Running Backs	Fresno State
2006-10	Running Backs	Wisconsin
2011-12	Running Backs	Carolina Panthers
2013	Running Backs	Cleveland Browns
2014	Running Backs	Pittsburgh
2015-20	Running Backs	Wisconsin
2021-Present	Running Backs/Co-Special Teams Coordinator	Kentucky



VINCE MARROW

ASSOCIATE HEAD COACH/TIGHT ENDS/RECRUITING COORDINATOR

Vince Marrow, aka the "Big Dawg," enters his 10th season at Kentucky, currently handling the duties of associate head coach/tight ends coach/recruiting coordinator/NFL liaison.

Marrow's tight ends have been a big factor in UK producing six consecutive seasons of 2,000 or more rushing yards with at least one 1,000-yard rusher in five of those (Stanley "Boom" Williams -2016; Benny Snell Jr., - 2017, 2018; Lynn Bowden - 2019; Chris Rodriguez Jr. - 2021). Marrow also has been instrumental in UK signing nine straight top-50 recruiting classes, including the highest-rated class in UK history in 2021.

Marrow had a professional playing career as a member of NFL rosters on five teams, including Buffalo, Carolina, New York Jets, Chicago and San Francisco. After his NFL days ended, Marrow played for the Frankfurt Galaxy of NFL Europe in 1998, earning all-league honors with 32 receptions for 345 yards. He also played for the Orlando Rage in the XFL in 2001.

He began his collegiate playing career at Youngstown State before transferring to Toledo. Marrow played two seasons at Toledo, earning second-team All-MAC honors in 1991 before being drafted by the Bills in 1992.

2005-06	Tackles, Tight Ends	Berlin (NFL Europe)
2006-07	Tackles, Tight Ends	Rhein (NFL Europe)
2008	Tight Ends	Toledo
2009	Head Coach	Holland HS
2010	Tight Ends	Omaha (United Football League)
2011-12	Graduate Assistant / Tight Ends	Nebraska
2013	Tight Ends	Kentucky
2014-18	Tight Ends, Recruiting Coordinator	Kentucky
2019-present	Associate Head Coach/Tight Ends	Kentucky



ANWAR STEWART

DEFENSIVE LINE

Former Wildcat Anwar Stewart was named the defensive line coach at Kentucky in January of 2020. He returned to the Bluegrass after one season as the defensive line coach at Appalachian State.

Stewart is quite familiar with the Kentucky football program after playing linebacker/defensive end from 1996-99 under head coaches Bill Curry and Hal Mumme and having served as a student assistant and defensive assistant under head coach Mark Stoops from 2017-18.

During his playing days at Kentucky, he totaled 64 tackles, including nine tackles for loss and eight sacks, playing both linebacker and defensive end.

2014	Defensive Quality Control	Montreal Alouettes
2015	Defensive Ends	Montreal Alouettes
2016	Defensive Line	Montreal Alouettes
2017-18	Defensive Assistant	Kentucky
2019	Defensive Line	Appalachian State
2020-present	Defensive Line	Kentucky



MIKE STOOPS

INSIDE LINEBACKERS

Mike Stoops, a 35-year collegiate coaching veteran who is the brother of head coach Mark Stoops, was named the inside linebackers coach in January of 2022. He replaced Jon Sumrall, who was named the head coach at Troy.

Mike Stoops most recently was at Florida Atlantic where he spent the 2021 season as the defensive coordinator and safeties coach. Prior to that, he spent two seasons (2019 and 2020) at Alabama as an analyst on Nick Saban's staff, highlighted by the 2020 national championship. He also was the assistant head coach and defensive coordinator at Oklahoma from 2012-18 and was the head coach at Arizona from 2004-11. He had a first term at Oklahoma from 1999-2003, including the 2000 national championship season.

1987	Graduate Assistant	Iowa
1988-91	Volunteer Assistant	Iowa
1992-95	Defensive Ends	Kansas State
1996	Co-Defensive Coordinator/Defensive Ends	Kansas State
1997	Co-Defensive Coordinator/Defensive Backs	Kansas State
1998	Asst. Head Coach/Co-Defensive Coordinator/Defensive Backs	Kansas State
1999-2003	Asst. Head Coach/Co-Defensive Coordinator/Defensive Backs	Oklahoma
2004-11	Head Coach	Arizona
2012-14	Asst. Head Coach/Defensive Coordinator/Defensive Backs	Oklahoma
2015-18	Asst. Head Coach/Defensive Coordinator/Outside Linebackers	Oklahoma
2019-20	Quality Control	Alabama
2021	Defensive Coordinator/Safeties	Florida Atlantic
2022-present	Inside Linebackers	Kentucky



BRAD WHITE

DEFENSIVE COORDINATOR/ OUTSIDE LINEBACKERS

Brad White is in his fifth season at Kentucky as the outside linebackers coach and fourth as the Cats' defensive coordinator. He was elevated to the DC position by head coach Mark Stoops in February of 2019.

White came to Kentucky after spending six years at the outside linebackers coach with the Indianapolis Colts.

A graduate of Wake Forest, White started at linebacker and finished his playing career with 227 tackles, 19.0 tackles for loss, 4.0 sacks and eight passes defended, while starting 34-of-35 games played. White was a three-time Academic All-ACC selection and was named to the 2004 CoSIDA Academic All-District III team.

2007-08	Defensive Graduate Assistant	Wake Forest
2009	Safeties	Murray State
2010-11	Inside Linebackers	Air Force
2012-13	Defensive Quality Control	Indianapolis (NFL)
2014	Assistant Linebackers	Indianapolis (NFL)
2015-17	Outside Linebackers	Indianapolis (NFL)
2018	Outside Linebackers	Kentucky
2019-present	Defensive Coordinator/Outside Linebackers	Kentucky



SCOTT WOODWARD

WIDE RECEIVERS

Scott Woodward is in his second season as the wide receivers coach.

Before coming to the Bluegrass, Woodward spent two seasons as a quality control coach at Pittsburgh. From 2015-18, he served as the tight ends coach at his alma mater, Massachusetts, and also served as an offensive analyst and worked with the quarterbacks and receivers.

Prior to UMass, had coaching stints at Fairleigh Dickinson-Florham (2013-15) and Westfield State (2010-13).

Woodward was a four-year letterman at quarterback for Massachusetts and played for the Minutemen's 2006 team that finished as the Division I-AA National Championship national runner-up.

2010-12	Offensive Graduate Assistant	Westfield State
2013-14	Offensive Coordinator/Quarterbacks	Fairleigh Dickinson
2015	Graduate Assistant/Wide Receivers	Massachusetts
2016	Offensive Analyst/Quarterbacks	Massachusetts
2017	Quarterbacks	Massachusetts
2018	Tight Ends	Massachusetts
2019-20	Offensive Quality Control	Pittsburgh
2021-present	Wide Receivers	Kentucky



ZACH YENSER

OFFENSIVE LINE

Zach Yenser was named the new offensive line coach at Kentucky in February of 2022 after three seasons as the assistant offensive line coach with the San Francisco 49ers.

Yenser, originally from Fort Mitchell, Kentucky, began his coaching career as a graduate assistant at his alma mater Troy University in 2007, working with special teams and the offensive linemen under former Wildcat and beloved UK assistant coach John Schlarman.

As a player at Troy, Yenser earned a starting spot at center from 2003-06. In 2006, as a senior team captain, he helped the Trojans win the Sun Belt Conference and the New Orleans Bowl, and was named a First-Team All-Sun Belt selection.

2007	Graduate Assistant - Offensive Line/Special Teams	Troy
2008	Offensive Line	Henderson State
2009	Offensive Line	Colquitt County High School
2010-11	Graduate Assistant - Offensive Line	Louisiana Tech
2012	Assistant Offensive Line	Louisiana Tech
2013-14	Offensive Line	California
2015-17	Offensive Line/Run Game Coordinator	Kansas
2018	Offensive Quality Control	Southern Methodist
2019-21	Assistant Offensive Line	San Francisco 49ers
2022-present	Offensive Line	Kentucky



CHRIS
RODRIGUEZ JR.

- PRESEASON SECOND-TEAM ALL-AMERICA (PHIL STEELE)
- PRESEASON FIRST-TEAM PRESEASON ALL-SEC (COACHES)
- PRESEASON FIRST-TEAM ALL-SEC (PHIL STEELE)
- PRESEASON SECOND-TEAM ALL-SEC (MEDIA DAYS)
- MAXWELL TROPHY WATCH LIST
- WALTER CAMP PLAYER OF THE YEAR WATCH LIST
- REESE'S SENIOR BOWL WATCH LIST
- HAS 3,199 CAREER RUSHING YARDS FOR FOURTH PLACE ON THE SCHOOL'S ALL-TIME LIST AND IS THE FOURTH PLAYER IN SCHOOL HISTORY TO REACH 3,000.
- HAS 30 CAREER RUSHING TOUCHDOWNS, SECOND IN SCHOOL HISTORY. HIS 33 TOTAL TOUCHDOWNS RANKS THIRD.
- HIS 198 CAREER POINTS SCORED RANKS NINTH AT UK.
- HAS 16 CAREER 100-YARD RUSHING GAMES, THIRD-MOST IN SCHOOL HISTORY.



WILL
LEVIS

- PRESEASON THIRD-TEAM ALL-SEC (MEDIA DAYS)
- PRESEASON THIRD-TEAM ALL-SEC (COACHES)
- DAVEY O'BRIEN AWARD WATCH LIST
- MANNING AWARD WATCH LIST
- MAXWELL TROPHY WATCH LIST
- WALTER CAMP PLAYER OF THE YEAR WATCH LIST
- CFPA NATIONAL PERFORMER OF THE YEAR WATCH LIST
- REESE'S SENIOR BOWL WATCH LIST
- JOHNNY UNITAS GOLDEN ARM TOP 25
- FIRST KENTUCKY QUARTERBACK TO REGISTER BACK-TO-BACK WINS OVER FLORIDA AS THE CATS' STARTER SINCE DERRICK RAMSEY IN 1976-77
- SIXTH ON UK'S CAREER PASSING TOUCHDOWNS LIST
- SIX 300-YARD PASSING GAMES IN HIS CAREER, FOURTH IN SCHOOL HISTORY



2022 GAME-BY-GAME STARTERS

OFFENSIVE STARTERS

	TE/WR	LT	LG	C	RG	RT	WR	WR/TE	WR/TE	RB	QB
vs Miami (OH)	Jo. Dingle	Wohlabaug	Burton	Cox	Manning	Flax	T. Robinson	Key	Cummings	Smoke	Levis
at Florida	Jo. Dingle	Horse	Burton	Cox	Manning	Flax	T. Robinson	Kattus	Bates	Smoke	Levis
vs Youngstown	Jo. Dingle	Horse	Burton	Cox	Wilson	Flax	T. Robinson	Upshaw	Key	Smoke	Levis
vs NIU	Bates	Horse	Burton	Cox	Manning	Flax	T. Robinson	Key	Brown	Smoke	Levis
at Ole Miss	Jo. Dingle	Horse	Burton	Cox	Manning	Flax	Magwood	Bates	Key	C. Rodriguez	Levis
vs South Carolina	Jo. Dingle	Horse	Burton	Cox	Manning	Buford	Brown	Bates	Key	C. Rodriguez	Sheron
vs Miss State	Jo. Dingle	Horse	Burton	Cox	Manning	Flax	Key	Bates	Kattus	C. Rodriguez	Levis
at Tennessee	Jo. Dingle	Horse	Burton	Cox	Manning	Flax	T. Robinson	Bates	Key	C. Rodriguez	Levis
at Missouri											
vs Vanderbilt											
vs Georgia											
vs Louisville											

DEFENSIVE STARTERS

	CB	DE	NG	DT	SLB/DT	WLB	MLB	NICK/LB	SS	FS	CB
vs Miami (OH)	Valentine	Rybka	Rogers	Oxendine	Weaver	Square	J. Jones	D. Jackson	Ajian	Geiger	Phillips
at Florida	Valentine	Rybka	Rogers	Oxendine	Weaver	Square	J. Jones	J. Wright	Ajian	Geiger	K. Smith
vs Youngstown	Valentine	J. Wright	Walker	Oxendine	Weaver	Square	J. Jones	Wallace	Ajian	Lovett	K. Smith
vs NIU	Valentine	Rybka	Rogers	Walker	Afari	Square	J. Jones	J. Wright	Ajian	Lovett	K. Smith
at Ole Miss	Valentine	Walker	Rogers	Oxendine	Afari	Square	J. Jones	J. Wright	Ajian	Lovett	K. Smith
vs South Carolina	Valentine	Oxendine	Rogers	Walker	Hayes	Square	D. Jackson	J. Wright	Ajian	Lovett	K. Smith
vs Miss State	Valentine	Oxendine	Rogers	Walker	Afari	Square	D. Jackson	J. Wright	Ajian	Lovett	K. Smith
at Tennessee	Valentine	Oxendine	Rogers	Walker	Weaver	Square	D. Jackson	Phillips	Ajian	Lovett	K. Smith
at Missouri											
vs Vanderbilt											
vs Georgia											
vs Louisville											



2022 SCORING DRIVE ANALYSIS

GAME-BY-GAME SCORING DRIVES

Game	Plays/Yards	Qtr./Clock	Res.	Scoring Play
MU	5/79	1/2:03	TD	Bates 6 yd pass from Levis
MU	5/16	2/1:46	FG	Ruffolo 34 yd field goal
MU	10/77	2/2:04	FG	Ruffolo 25 yd field goal
MU	-	3/14:47	TD	Brown 100 yd kick return
MU	2/8	3/00:04	TD	Magwood 8 yd pass from Levis
MU	6/17	3/2:55	FG	Ruffolo 50 yd field goal
MU	9/84	4/5:12	TD	Key 1 yd pass from Levis
FLA	2/67	2/11:36	TD	Key 55 yd pass from Levis
FLA	3/6	2/1:22	TD	Levis 1 yd rush
FLA	11/69	3/6:35	FG	Ruffolo 24 yd field goal
FLA	-	3/3:25	TD	K. Smith 65 yd interception return
FLA	7/16	4/1:24	FG	Ruffolo 26 yd field goal
YSU	8/35	2/13:34	TD	Levis 1 yd rush
YSU	8/77	2/6:10	TD	Key 3 yd pass from Levis
YSU	9/71	2/1:34	TD	C. Lewis 2 yd pass from Levis
YSU	8/67	3/8:36	TD	Smoke 7 yd rush
YSU	8/70	4/4:54	FG	Ruffolo 22 yd field goal
NIU	16/75	1/00:48	TD	Brown 15 yd pass from Levis
NIU	4/98	2/5:04	TD	T. Robinson 69 yd pass from Levis
NIU	3/75	3/00:58	TD	Brown 70 yd pass from Levis
NIU	7/36	3/3:04	FG	Ruffolo 49 yd field goal
NIU	11/78	4/8:46	TD	T. Robinson 40 yd pass from Levis
MISS	2/15	1/0:00	TD	C. Rodriguez Jr. 10 yd rush
MISS	9/70	2/1:23	TD	T. Robinson 5 yd pass from Levis
MISS	8/49	3/6:22	TD	Jo. Dingle 17 yd pass from Levis
SC	7/56	2/8:30	TD	Jo. Dingle 16 yd pass from Sheron
SC	16/75	4/2:39	TD	McClain 10 yd pass from Sheron
MSU	5/55	2/00:04	FG	Ruffolo 28 yd field goal
MSU	8/56	3/11:34	FG	Ruffolo 37 yd field goal
MSU	8/76	3/4:10	TD	R. Lewis 3 yd pass from Levis
MSU	7/80	4/11:43	TD	C. Rodriguez Jr. 16 yd rush
MSU	5/75	4/3:03	TD	C. Rodriguez Jr. 7 yd rush
TENN	9/71	1/4:44	TD	C. Rodriguez Jr. 3yd rush

GAME-BY-GAME TD DRIVES

Yds	TD	Drive	Poss. Time	TDs	Plays	TDs
0-9	2	2	00:00-00:59	4	7	4
10-19	1	1	01:00-01:59	3	13	3
20-29			02:00-02:59	2	21	2
30-39	1	1	03:00-03:59	2	13	2
40-49	1	1	04:00-04:59	3	24	3
50-59	1	1	05:00-05:59	5	42	5
60-69	2	2	06:00-06:59	1	11	1
70-79	11	11	07:00-07:59			
80-89	2	2	08:00-08:59	2	23	2
90-99	1	1	09:00-09:59			
Total	18	18	10:00-10:59			
			11:00-11:59			
			12:00-12:59			
			13:00-13:59			
			14:00-14:59			

GAME OPENING DRIVES

Game	KENTUCKY		OPPONENT	
	Res/Pts	Yds	Res/Pts	Yds
vs. Miami (Ohio)	TD/7	79	TD/7	75
at Florida	Punt/0	-2	Punt/0	18
vs. Youngstown State	Punt/0	23	Punt/0	9
vs. Northern Illinois	TD/7	75	TD/7	75
at Ole Miss	Punt/0	10	Punt/0	31
vs. South Carolina	Fumble/0	-8	TD/7	2
vs. Mississippi State	Punt/0	43	Punt/0	16
at Tennessee	Punt/0	0	TD/7	75
at Missouri				
vs. Vanderbilt				
vs. Georgia				
vs. Louisville				
Total/Avg	14/1.8	220/27.5	28/3.5	301/37.6

2ND HALF OPENING DRIVES

Game	KENTUCKY		OPPONENT	
	Res/Pts	Yds	Res/Pts	Yds
vs. Miami (Ohio)	TD/7	8	FUM/0	6
at Florida	Punt/0	1	Punt/0	-7
vs. Youngstown State	TD/7	71	Downs/0	42
vs. Northern Illinois	TD/7	75	Punt/0	4
at Ole Miss	Punt/0	5	Punt/0	5
vs. South Carolina	Punt/0	19	TD/7	75
vs. Mississippi State	FG/3	56	TD/7	75
at Tennessee	Punt/0	-17	FG/3	29
at Missouri				
vs. Vanderbilt				
vs. Georgia				
vs. Louisville				
Total/Avg	24/3.0	218/27.3	17/2.1	229/28.6

DRIVE ANALYSIS

Game	Total Drive	TD	FG	MFG	P	TO	4DN
vs. Miami (Ohio)	9	3	3	0	2	1	0
at Florida	12	2	2	1	5	1	0
vs. Youngstown State	11	4	1	0	3	3	0
vs. Northern Illinois	10	4	1	0	3	1	0
at Ole Miss	10	3	0	1	2	2	1
vs. South Carolina	11	2	0	1	6	2	0
vs. Mississippi State	10	3	2	1	1	2	0
at Tennessee	11	1	0	0	6	3	1
at Missouri							
vs. Vanderbilt							
vs. Georgia							
vs. Louisville							
Totals	84	22	9	4	28	15	2



2022 GAME-BY-GAME STATISTICS

Game	Score	First Downs	Time of Possession	Rushing (No-Yds-TD)	Passing (Cmp-Att-Int-Yds-TD)	Total Offense (Plays-Yds-TD)	3rd Down Conversions	Fumbles-Lost
KENTUCKY	37	20	28:07	26-50-0	21-32-1-303-3	58-353-3	2-8	0-0
vs. Miami (Ohio)	13	17	31:53	32-111-1	22-32-179-0	64-290-1	3-14	2-1
KENTUCKY	26	17	33:24	38-70-1	13-24-1-202-1	62-272-2	4-13	1-0
at Florida	16	12	26:36	30-136-1	14-35-2-43-0	65-279-1	4-16	1-0
KENTUCKY	31	26	38:10	36-103-2	27-35-2-377-2	71-480-4	6-11	4-1
vs. Youngstown State	0	9	21:50	22-58-0	9-24-1-134-0	46-192-0	0-10	0-0
KENTUCKY	31	18	33:49	35-103-0	18-26-0-303-4	61-406-4	10-16	2-1
vs. Northern Illinois	23	14	26:11	33-128-1	14-26-0-199-2	59-327-3	6-15	0-0
KENTUCKY	19	17	36:53	37-108-1	18-24-0-220-2	61-328-3	7-14	3-2
at Ole Miss	22	19	23:07	39-186-2	15-29-1-213-0	68-399-2	7-14	1-0
KENTUCKY	14	18	31:05	36-121-0	15-27-1-178-2	63-299-2	3-12	1-1
vs. South Carolina	24	15	28:55	42-179-2	14-19-1-177-1	61-356-3	6-14	0-0
KENTUCKY	27	24	39:22	48-239-2	19-25-1-239-1	73-478-3	6-15	1-1
vs. Mississippi State	17	13	20:38	10-22-0	25-37-1-203-1	47-225-1	3-11	0-0
KENTUCKY	6	14	35:11	36-107-1	16-27-3-98-0	63-205-1	2-13	0-0
at Tennessee	44	19	24:49	40-177-3	19-25-0-245-3	65-422-6	5-12	0-0
KENTUCKY								
at Missouri								
KENTUCKY								
vs. Vanderbilt								
KENTUCKY								
vs. Georgia								
KENTUCKY								
vs. Louisville								

GAME-BY GAME RUSHING

(No-Yds-TD)	Beckwith	Jefferson	Levis	McClain	Robinson	Rodriguez Jr.	Smoke	L. Wright
vs. Miami (Ohio)	0-0-0	2-10-0	1/-18/0	6-16-0	0-0-0	DNP	7-32-0	3-10-0
at Florida	0-0-0	INJ	7/-12/1	INJ	4-11-0	DNP	14-80-0	11-27-0
vs. Youngstown State	2-8-0	INJ	9-7-1	INJ	1-5-0	DNP	18-66-1	5-21-0
vs. Northern Illinois	0-0-0	INJ	9/-10-0	3-15-0	0-0-0	DNP	12-85-0	9-14-0
at Ole Miss	0-0-0	INJ	9/-19-0	5-21-0	1-5-0	19-72-1	2-6-0	0-0-0
vs. South Carolina	0-0-0	INJ	INJ	3-19-0	0-0-0	22-126-0	0-0-0	0-0-0
vs. Mississippi State	0-0-0	INJ	4-7-0	9-30-0	INJ	31-197-2	2-6-0	0-0-0
at Tennessee	3-13-0	INJ	5/-22/0	4-20-0	0-0-0	15-64-1	0-0-0	8-33-0
at Missouri								
vs. Vanderbilt								
vs. Georgia								
vs. Louisville								

GAME-BY GAME RECEIVING

(Rec-Yds-TD)	Bates	Brown	Cummings	Dingle	Harris	Key	Magwood	McClain	Robinson	Rodriguez	Smoke	Upshaw	L. Wright
vs. Miami (Ohio)	1-6-1	3-45-0	0-0-0	2-11-0	1-15-0	4-53-1	1-8-1	0-0-0	6-136-0	DNP	2-16-0	0-0-0	1-13-0
at Florida	1-11-0	1/-2/0	0-0-0	2-29-0	0-0-0	3-83-1	2-47-0	INJ	1-0-0	DNP	0-0-0	2-34-0	1-0-0
vs. Youngstown State	2-46-0	5-56-0	0-0-0	1-10-0	1-58-0	6-90-1	0-0-0	INJ	6-66-0	DNP	1-14-0	2-16-0	0-0-0
vs. Northern Illinois	2-7-0	4-102-2	0-0-0	1-19-0	0-0-0	2-15-0	0-0-0	1-5-0	7-147-2	DNP	0-0-0	0-0-0	1-8-0
at Ole Miss	2-10-0	2-81-0	0-0-0	3-30-1	0-0-0	2-28-0	1-18-0	1-7-0	4-16-1	3-40-0	0-0-0	0-0-0	0-0-0
vs. South Carolina	2-19-0	2-6-0	0-0-0	1-16-1	1-10-0	2-22-0	2-37-0	1-10-1	1-27-0	1-1-0	0-0-0	0-0-0	0-0-0
vs. Mississippi State	0-0-0	7-62-0	0-0-0	1-2-0	0-0-0	1-31-0	1-4-0	3-48-0	INJ	1-0-0	0-0-0	0-0-0	0-0-0
at Tennessee	0-0-0	2-12-0	0-0-0	4-44-0	1-7-0	1-8-0	0-0-0	3-15-0	4-11-0	0-0-0	0-0-0	0-0-0	1-1-0
at Missouri													
vs. Vanderbilt													
vs. Georgia													
vs. Louisville													





GAME-BY-GAME PASSING

(Cmp-Att-Int-Yds-TD)	Sheron	Levis
vs. Miami (Ohio)	0-0-0-0-0	21-32-1-303-3
at Florida	0-0-0-0-0	13-24-1-202-1
vs. Youngstown State	0-0-0-0-0	27-35-2-377-2
vs. Northern Illinois	0-0-0-0-0	18-26-0-303-4
at Ole Miss	0-0-0-0-0	18-24-0-220-2
vs. South Carolina	15-27-1-178-2	INJ
vs. Mississippi State	2-2-0-9-0	17-23-1-230-1
at Tennessee	0-0-0-0-0	16-27-3-98-0
at Missouri		
vs. Vanderbilt		
vs. Georgia		
vs. Louisville		

GAME-BY-GAME PUNTING

(No-Yds-Avg-LG-In20)	Berry	Goodfellow
vs. Miami (Ohio)	0-0-0-0-0	2-70-35.0-47-0
at Florida	0-0-0-0-0	5-194-38.8-44-1
vs. Youngstown State	0-0-0-0-0	3-125-41.7-50-2
vs. Northern Illinois	0-0-0-0-0	3-139-46.3-60-1
at Ole Miss	0-0-0-0-0	2-103-51.5-60-1
vs. South Carolina	0-0-0-0-0	5-200-40.0-47-2
vs. Mississippi State	0-0-0-0-0	1-42-42.0-42-1
at Tennessee	0-0-0-0-0	6-235-39.2-46-1
at Missouri		
vs. Vanderbilt		
vs. Georgia		
vs. Louisville		

GAME-BY-GAME FIELD GOALS

FG Made (Miss)	Poore	Ruffolo
vs. Miami (Ohio)	-	3 (0)
at Florida	-	2 (1)
vs. Youngstown State	-	1 (0)
vs. Northern Illinois	-	1 (0)
at Ole Miss	-	0 (1)
vs. South Carolina	-	0 (1)
vs. Mississippi State	-	2 (1)
at Tennessee	-	-
at Missouri		
vs. Vanderbilt		
vs. Georgia		
vs. Louisville		

GAME-BY-GAME DEFENSIVE LINE (Tackles-Tackles-For-Loss-Sacks)

Game	Dinkins	Hayes	Oxendine	Rogers	Rybka	Saunders	Walker
vs. Miami (Ohio)	0-0-0	0-0-0	2-0-0	3-0-0	2-0-0	1-0-0	4-0-0
at Florida	0-0-0	1-0-0	4-0-0	2-0-0	1-0-0	0-0-0	3-1-0
vs. Youngstown	1-0-0	0-0-0	2-0-0	1-0-0	DNP	2-0.5-0.5	3-0.5-0
vs. Northern Illinois	0-0-0	2-0-0	1-0-0	3-0-0	3-0-0	2-0-0	2-0-0
at Ole Miss	0-0-0	DNP	2-0-0	0-0-0	0-0-0	0-0-0	3-0-0
vs. South Carolina	0-0-0	1-0-0	3-0-0	0-0-0	0-0-0	0-0-0	0-0-0
vs. Miss. State	0-0-0	1-0-0	0-0-0	2-0-0	0-0-0	0-0-0	1-0.5-0
at Tennessee	3-0-0	1-0-0	2-0-0	4-0-0	4-1-1	0-0-0	3-0-0
at Missouri							
vs. Vanderbilt							
vs. Georgia							
vs. Louisville							

GAME-BY-GAME LINEBACKERS (Tackles-Tackles-For-Loss-Sacks-Pass Breakups)

Game	D. Jackson	J. Jones	Square	Thrower	K. Wade	Wallace	Weaver	J. Wright
vs. Miami (Ohio)	5-0-0-0	3-1.5-1-0	7-0-0-0	0-0-0-0	3-0-0-1	DNP	5-1-1-1	DNP
at Florida	3-0-0-0	7-0-0-0	6-0-0-1	2-0-0-0	2-0-0-0	3-0-0-0	9-0-0-0	6-2.0-1.0-0
vs. Youngstown State	0-0-0-0	4-0-0-1	2-0-0-1	1-0-0-0	3-0.5-0.5	2-0-0-0	1-0.5-0	4-2.0-0
vs. Northern Illinois	0-0-0-0	12-0-0-0	6-0-0-1	0-0-0-0	1-0-0-0	1-0-0-0	INJ	6-0-0-0
at Ole Miss	3-1-0-1	5-0-0-0	11-1-0-0	0-0-0-0	3-0-0-0	2-1-0-0	INJ	8-1-0-1
vs. South Carolina	6-2.0-0-0	INJ	9-1.5-1-0	0-0-0-0	1-1.0-0-0	2-0-0-0	4-0.5-0-0	7-2.0-0-0
vs. Miss. State	5-0-0-1	INJ	11-0.5-0-0	INJ	0-0-0-0	2-0-0-0	1-0-0-0	2-1.00-0-2
at Tennessee	14-0.5-0-0	INJ	3-0-0-0	0-0-0-0	0-0-0-0	6-0-0-0	2-1.0-1-0	4-0.5-0-0
at Missouri								
vs. Vanderbilt								
vs. Georgia								
vs. Louisville								

GAME-BY-GAME DEFENSIVE BACKS (Tackles-Pass Breakups-Int.)

Game	Afari	Ajian	Childress	Geiger	Hairston	Lovett	Phillips	K. Smith	Valentine
vs. Miami (Ohio)	6-0-0	3-0-0	2-0-0	4-0-0	0-0-0	2-0-0	5-1-0	4-0-0	5-1-0
at Florida	0-0-0	5-0-0	1-0-0	3-0-0	0-0-0	7-0-0	3-0-0	1-1-1	5-3-0
vs. Youngstown State	5-0-0	3-0-0	0-0-0	INJ	2-0-0	3-1-0	3-0-0	1-1-0	0-2-1
vs. Northern Illinois	3-0-0	2-0-0	4-0-0	INJ	0-0-0	5-0-0	2-1-0	1-1-0	1-1-0
at Ole Miss	2-0-0	4-1-0	3-1-0	INJ	0-0-0	2-1-0	3-0-0	6-0-0	3-0-0
vs. South Carolina	1-0-0	4-0-0	2-0-0	INJ	0-0-0	5-0-0	1-0-0	4-1-0	4-0-0
vs. Miss. State	1-0-0	1-0-0	0-0-0	INJ	0-0-0	4-0-0	0-0-0	2-0-0	6-0-0
at Tennessee	0-0-0	1-0-0	5-0-0	INJ	0-0-0	8-0-0	4-0-0	5-0-0	3-0-0
at Missouri									
vs. Vanderbilt									
vs. Georgia									
vs. Louisville									





2022 GAME-BY-GAME STATISTICS

TURNOVERS

Opponent	FORCED BY KENTUCKY					FORCED BY OPPONENT			
	Fum	Int	Tot	Margin	UK Pts Off	Fum	Int	Tot	Opp Pts Off
vs. Miami (Ohio)	1	0	1	0	7	0	1	1	0
at Florida	0	2	2	1	14	0	1	1	7
vs. Youngstown State	0	1	1	-2	0	1	2	3	0
vs. Northern Illinois	0	0	0	-1	0	1	0	1	7
at Ole Miss	0	0	0	-2	0	2	0	2	0
vs. South Carolina	1	1	2	0	0	1	1	2	7
vs. Mississippi State	0	1	1	-1	0	1	1	2	7
at Tennessee	0	0	0	-3	0	0	3	3	7
at Missouri									
vs. Vanderbilt									
vs. Georgia									
vs. Louisville									
TOTALS	2	5	7	-8	21	6	9	15	35

KENTUCKY BIG PLAYS

Opponent	RUSHING					PASSING				SPECIAL TEAMS	
	15+	20+	30+	40+	50+	20+	30+	40+	50+	Block	Return for TD
vs. Miami (Ohio)	0	0	0	0	0	3	3	2	0	1	1
at Florida	1	0	0	0	0	4	1	0	0	0	1
vs. Youngstown State	2	1	0	0	0	6	1	1	1	0	0
vs. Northern Illinois	1	1	0	0	0	3	3	3	2	0	0
at Ole Miss	2	1	0	0	0	2	2	1	1	0	0
vs. South Carolina	3	1	0	0	0	3	0	0	0	0	0
vs. Mississippi State	2	1	1	1	0	5	4	1	1	0	0
at Tennessee	4	0	0	0	0	1	0	0	0	0	0
at Missouri											
vs. Vanderbilt											
vs. Georgia											
vs. Louisville											
TOTALS	15	1	1	1	0	27	14	8	5	1	2

OPPONENT BIG PLAYS

Opponent	RUSHING					PASSING				SPECIAL TEAMS	
	15+	20+	30+	40+	50+	20+	30+	40+	50+	Block	Return for TD
vs. Miami (Ohio)	2	1	0	0	0	1	0	0	0	0	0
at Florida	2	1	0	1	0	1	0	0	0	0	0
vs. Youngstown State	2	2	0	0	0	3	1	1	1	0	0
vs. Northern Illinois	1	1	0	0	0	3	1	1	1	0	0
at Ole Miss	3	2	1	1	0	3	1	0	0	1	0
vs. South Carolina	3	2	0	1	0	3	1	1	0	1	0
vs. Mississippi State	1	0	0	0	0	2	1	0	0	0	1 (INT)
at Tennessee	2	2	2	0	0	3	3	1	1	1	0
at Missouri											
vs. Vanderbilt											
vs. Georgia											
vs. Louisville											
TOTALS	16	11	3	3	0	19	8	4	3	3	1

DRIVE CHART STATISTICS

Opponent	No.	Avg Plays	Avg Yds	For TD	Avg Plays	Avg Yds
vs. Miami (Ohio)	9	6.7	39.2	3	5.3	57.0
at Florida	12	5.2	22.7	2	2.5	36.5
vs. Youngstown State	11	6.5	43.6	4	8.3	62.5
vs. Northern Illinois	10	5.9	32.7	3	7.3	59.0
at Ole Miss	10	6.1	32.8	3	6.8	44.3
vs. South Carolina	11	4.7	27.2	2	11.5	65.5
vs. Mississippi State	10	7.3	47.8	3	6.7	77.0
at Tennessee	11	5.7	18.6	1	9.0	71.0
at Missouri						
vs. Vanderbilt						
vs. Georgia						
vs. Louisville						



2022 EXPLOSIVE PLAYS

RUNS 15+

Smoke

18 yards
15 yards
27 yards
3 rush., 60 yards, 20.0 avg., 1 TD

Levis

24 yards
1 rush, 24 yards, 24.0 avg.

McClain

17 yards
16 yards
2 rush, 33 yards, 16.5 avg.

Cummings

23 yards
1 rush, 23 yards, 23.0 avg.

Rodriguez Jr.

18 yards
20 yards
47 yards
16 yards*
16 yards
15 yards
6 rush, 131 yards, 22.0 avg., 1 TD

Sheron

15 yards
1 rush, 15 yards, 15.0 avg.

Wright

15 yards
1 rush, 15 yards, 15.0 avg.
Total: 15 rush for 302 yards, 20.1 avg, 2 TD

RECEIVING 20+

Robinson

45 yards
41 yards
22 yards
69 yards*
40 yards*
27 yards
6 rec., 244 yards, 40.7 avg., 2 TD

Brown

38 yards
70 yards*
30 yards
51 yards
33 yards
5 rec., 222 yards, 44.4 avg. 1 TD

Key

55 yards*
23 yards
29 yards
31 yards
4 rec., 138 yards, 34.5 avg. 1 TD

Magwood

25 yards
22 yards
26 yards
3 rec., 73 yards, 24.3 avg. 0 TD

Upshaw

22 yards
1 rec., 22 yards, 22.0 avg. 0 TD

Bates

23 yards
23 yards
2 rec., 46 yards, 23.0 avg. 0 TD

D. Harris

58 yards
1 rec., 58 yards, 58.0 avg. 0 TD

C. Lewis

20 yards
1 rec., 20 yards, 20.0 avg.

McClain

31 yards
1 rec., 31 yards, 31.0 avg.

R. Lewis

21 yards
1 rec., 21 yards, 21.0 avg.

Crowdus

50 yards
1 rec., 50 yards, 50.0 avg.

Jo. Dingle

24 yards
1 rec., 24 yards, 24.0 avg.
Total: 23 rec. for 825 yards, 35.9 avg., 4 TD

KICK RETURNS 30+

Brown

100 yards*
85 yards
54 yards
3 return, 239 yards, 79.7 avg., 1 TD
Total: 3 return for 239 yards, 79.7 avg, 1 TD

PUNT RETURNS 20+

Robinson

23 yards
1 return, 23 yards, 23.0 avg., 0 TD
Total: 1 return for 23 yards, 23.0 avg., 0 TD

DEFENSIVE RETURNS 20+

K. Smith - 23 yards (fumble)
K. Smith - 65 yards (INT)*
Total: 2 return for 88 yards, 44.0 avg., 1 TD

UK LONG PLAYS (20+) BY THE NUMBERS

20+ Plays By Yards	No.	TD
100+	1	1
90-99	1	1
80-89	1	0
70-79	1	1
60-69	2	2
50-59	5	0
40-49	4	1
30-39	5	0
20-29	19	0
TOTAL	39	7

20+ Plays By Type	No.	TD
Rushing	3	0
Passing	27	4
Punt returns	1	0
Kick returns (30+)	3	1
Interceptions	1	1
Fumble returns	1	0
TOTAL	39	7

OPPONENT BIG PLAYS

Total:	
Run (15+)	16 for 407 yds
Receiving (20+)	17 for 642 yds
Kick Returns (30+)	1 for 42 yds
Punt Returns (20+)	0 for 0 yds

Defensive Returns (20+) 2 for 107 yds

TOTAL: 36 for 1,150 yards (31.9 avg.)



2022-23 Kentucky Football
Game Results
All games

Team Results

	Date	Opponent		Score	Overall	Conf	Time	Attend
	09/03/2022	Miami (OH)	W	37-13	1-0	0-0	3:17	61139
*	09/10/2022	at Florida	W	26-16	2-0	1-0	3:36	89993
	09/17/2022	Youngstown St.	W	31-0	3-0	1-0	3:07	59308
	09/24/2022	NIU	W	31-23	4-0	1-0	3:04	61579
*	10/01/2022	at Ole Miss	L	19-22	4-1	1-1	3:08	64828
*	10/08/2022	South Carolina	L	14-24	4-2	1-2	3:04	61612
*	10/15/2022	Mississippi St.	W	27-17	5-2	2-2	3:19	61451
*	10/29/2022	at Tennessee	L	6-44	5-3	2-3	3:22	101915



**2022-23 Kentucky Football
Team Game-by-Game
All games**

Date	Opponent	Rushing				Receiving				Passing				Kick Returns				Punt Returns				tot off		
		no.	yds	td	lg	no.	yds	td	lg	cmp	att	int	yds	td	lg	no.	yds	td	lg	no.	yds		td	lg
09/03/2022	Miami (OH)	26	50	0	9	21	303	3	45	21	32	1	303	3	45	2	121	1	100	2	25	0	23	353
09/10/2022	at Florida	38	70	1	18	13	202	1	55	13	24	1	202	1	55	0	0	0	0	2	8	0	8	272
09/17/2022	Youngstown St.	36	103	2	24	27	377	2	58	27	35	2	377	2	58	0	0	0	0	4	18	0	15	480
09/24/2022	NIU	35	103	0	27	18	303	4	70	18	26	0	303	4	70	4	23	0	12	2	6	0	4	406
10/01/2022	at Ole Miss	37	108	1	23	18	220	2	51	18	24	0	220	2	51	4	172	0	85	1	0	0	0	328
10/08/2022	South Carolina	36	121	0	20	15	178	2	27	15	27	1	178	2	27	0	0	0	0	1	11	0	11	299
10/15/2022	Mississippi St.	49	239	2	47	19	239	1	50	19	25	1	239	1	50	1	17	0	17	2	8	0	5	478
10/29/2022	at Tennessee	36	107	1	16	16	98	0	24	16	27	3	98	0	24	5	49	0	19	0	0	0	0	205
Kentucky		293	901	7	47	147	1920	15	70	147	220	9	1920	15	70	16	382	1	100	14	76	0	23	2821
Opponents		248	997	10	48	132	1493	7	64	132	227	6	1493	7	64	11	264	0	42	6	71	0	34	2490

Kentucky Averages

Games	Avg/ rush	Avg/ catch	Pass effic	KR avg	PR avg	All purpose avg/game	Total offense avg/game
8	3.1	13.1	154.4	23.9	5.4	421.3	352.6

Date	Opponent	Tackles			Sacks no-yds	Fumble ff fr-yds	Pass Defense			blkd kick	PAT attempts			off				
		ua	a total	tfl-yds			int-yds	qbh	brup		kick	rush	rcv	saf	t/o	pts		
09/03/2022	Miami (OH)	30	36	66	4.0-22	3-18	2	1-23	0-0	1	4	1	4-4	0	0	0	7	37
09/10/2022	at Florida	24	48	72	3.0-14	1-8	1	0-0	2-83	3	5	0	2-2	0	0	0	13	26
09/17/2022	Youngstown St.	20	26	46	6.0-27	2-21	0	0-0	1-0	2	7	1	4-4	0	0	0	0	31
09/24/2022	NIU	29	28	57	1.0-2	0-0	0	0-0	0-0	2	4	0	4-4	0	0	0	0	31
10/01/2022	at Ole Miss	42	18	60	4.0-11	0-0	0	0-0	1-0	3	5	0	1-2	0	0	0	0	19
10/08/2022	South Carolina	42	16	58	9.0-29	3-13	1	1-0	1-0	0	1	0	2-2	0	0	0	0	14
10/15/2022	Mississippi St.	23	16	39	3.0-16	1-10	0	0-0	1-8	1	4	0	3-3	0	0	0	0	27
10/29/2022	at Tennessee	33	44	77	3.0-17	2-16	0	0-0	0-0	0	0	0	0-1	0	0	0	0	6
Kentucky		243	232	475	33.0-138	12-86	4	2-23	6-91	12	30	2	20-22	0	0	0	20	191
Opponents		262	326	588	54.0-268	30-205	10	6-15	9-140	19	17	3	15-16	0	1	2	36	159

Date	Opponent	Punting								Field Goals			Kickoffs					
		no.	yds	avg	long	blkd	tb	fc	50+	i20	md-att	long	blkd	no.	yds	avg	tb	ob
09/03/2022	Miami (OH)	2	70	35.0	47	0	0	0	0	0	3-3	50	0	7	455	65.0	7	0
09/10/2022	at Florida	5	194	38.8	44	0	1	2	0	1	2-3	26	0	7	446	63.7	3	0
09/17/2022	Youngstown St.	3	125	41.7	50	0	0	2	1	2	1-1	23	0	6	383	63.8	4	0
09/24/2022	NIU	3	139	46.3	60	0	0	2	1	1	1-1	49	0	6	384	64.0	5	0
10/01/2022	at Ole Miss	2	103	51.5	53	0	0	1	2	1	0-1	0	0	5	328	65.6	2	1
10/08/2022	South Carolina	6	200	33.3	47	1	0	3	0	2	0-1	0	0	2	122	61.0	1	0
10/15/2022	Mississippi St.	1	42	42.0	42	0	0	1	0	1	2-3	37	0	6	390	65.0	5	0
10/29/2022	at Tennessee	6	235	39.2	46	0	0	2	0	1	0-0	0	0	2	129	64.5	1	0
Kentucky		28	1108	39.6	60	1	1	13	4	9	9-13	50	0	41	2637	64.3	28	1
Opponents		39	1579	40.5	61	2	3	11	8	16	10-11	53	0	35	2084	59.5	17	2



**2022-23 Kentucky Football
Opponents Game-by-Game
All games**

Date	Opponent	Rushing				Receiving				Passing				Kick Returns				Punt Returns				tot off		
		no.	yds	td	lg	no.	yds	td	lg	cmp	att	int	yds	td	lg	no.	yds	td	lg	no.	yds		td	lg
09/03/2022	Miami (OH)	32	111	1	22	22	179	0	24	22	32	0	179	0	24	0	0	0	0	0	0	0	0	290
09/10/2022	at Florida	30	136	1	40	14	143	0	28	14	35	2	143	0	28	4	70	0	22	2	1	0	3	279
09/17/2022	Youngstown St.	22	58	0	23	9	134	0	64	9	24	1	134	0	64	2	45	0	24	1	8	0	8	192
09/24/2022	NIU	33	128	1	20	14	199	2	63	14	26	0	199	2	63	1	42	0	42	0	0	0	0	327
10/01/2022	at Ole Miss	39	186	2	48	15	213	0	38	15	29	1	213	0	38	2	51	0	28	0	0	0	0	399
10/08/2022	South Carolina	42	179	2	45	14	177	1	42	14	19	1	177	1	42	1	24	0	24	1	18	0	18	356
10/15/2022	Mississippi St.	10	22	0	16	25	203	1	30	25	37	1	203	1	30	1	32	0	32	0	0	0	0	225
10/29/2022	at Tennessee	40	177	3	35	19	245	3	55	19	25	0	245	3	55	0	0	0	0	2	44	0	34	422
Opponents		248	997	10	48	132	1493	7	64	132	227	6	1493	7	64	11	264	0	42	6	71	0	34	2490
Kentucky		293	901	7	47	147	1920	15	70	147	220	9	1920	15	70	16	382	1	100	14	76	0	23	2821

Opponents Averages

Games	Avg/ rush	Avg/ catch	Pass effic	KR avg	PR avg	All purpose avg/game	Total offense avg/game
8	4.0	11.3	118.3	24.0	11.8	370.6	311.3

Date	Opponent	Tackles			Sacks no-yds	Fumble		Pass Defense			blkd kick	PAT attempts			off			
		ua	a	total		tfl-yds	ff	fr-yds	int-yds	qbh		brup	kick	rush	rcv	saf	t/o	pts
09/03/2022	Miami (OH)	23	42	65	4.0-26	4-26	0	0-0	1-5	2	1	0	1-1	0	0	0	0	13
09/10/2022	at Florida	30	38	68	5.0-21	3-18	0	0-0	1-0	7	2	0	0-0	0	1	1	8	16
09/17/2022	Youngstown St.	41	40	81	10.0-42	4-26	3	1-0	2-12	1	1	0	0-0	0	0	0	0	0
09/24/2022	NIU	33	40	73	6.0-22	5-21	2	1-0	0-0	2	3	0	2-2	0	0	0	7	23
10/01/2022	at Ole Miss	38	36	74	9.0-45	3-32	3	2-0	0-0	1	3	1	2-2	0	0	1	0	22
10/08/2022	South Carolina	33	34	67	8.0-71	6-54	1	1-15	1-9	1	3	1	3-3	0	0	0	7	24
10/15/2022	Mississippi St.	36	52	88	4.0-8	1-5	1	1-0	1-59	1	1	0	2-2	0	0	0	7	17
10/29/2022	at Tennessee	28	44	72	8.0-33	4-23	0	0-0	3-55	4	3	1	5-6	0	0	0	7	44
Opponents		262	326	588	54.0-268	30-205	10	6-15	9-140	19	17	3	15-16	0	1	2	36	159
Kentucky		243	232	475	33.0-138	12-86	4	2-23	6-91	12	30	2	20-22	0	0	0	20	191

Date	Opponent	Punting							Field Goals			Kickoffs						
		no.	yds	avg	long	blkd	tb	fc	50+	i20	md-att	long	blkd	no.	yds	avg	tb	ob
09/03/2022	Miami (OH)	5	170	34.0	44	1	0	2	0	3	2-2	48	0	4	260	65.0	2	0
09/10/2022	at Florida	5	237	47.4	54	0	0	3	1	3	2-2	50	0	4	258	64.5	3	1
09/17/2022	Youngstown St.	8	273	34.1	44	1	0	2	0	2	0-0	0	0	1	65	65.0	1	0
09/24/2022	NIU	6	287	47.8	61	0	1	2	3	3	1-1	38	0	4	173	43.3	0	0
10/01/2022	at Ole Miss	4	172	43.0	58	0	0	0	1	2	2-2	53	0	5	294	58.8	1	0
10/08/2022	South Carolina	4	166	41.5	54	0	1	1	1	1	1-1	32	0	5	325	65.0	5	0
10/15/2022	Mississippi St.	4	146	36.5	56	0	1	0	1	0	1-1	48	0	4	253	63.3	3	0
10/29/2022	at Tennessee	3	128	42.7	51	0	0	1	1	2	1-2	29	0	8	456	57.0	2	1
Opponents		39	1579	40.5	61	2	3	11	8	16	10-11	53	0	35	2084	59.5	17	2
Kentucky		28	1108	39.6	60	1	1	13	4	9	9-13	50	0	41	2637	64.3	28	1



2022-23 Kentucky Football
Overall Team Statistics
All games

Team Statistics

	UK	OPP
Scoring	191	159
Points per game	23.9	19.9
Points Off Turnovers	20	36
First Downs	154	118
Rushing	60	45
Passing	80	65
Penalty	14	8
Rushing Yardage	901	997
Yards gained rushing	1190	1131
Yards lost rushing	289	134
Rushing attempts	293	248
Average per rush	3.1	4.0
Average per game	112.6	124.6
TDs Rushing	7	10
Passing Yardage	1920	1493
Comp-Att-Int	147-220-9	132-227-6
Average per pass	8.7	6.6
Average per catch	13.1	11.3
Average per game	240.0	186.6
TDs Passing	15	7
Total offense	2821	2490
Total plays	513	475
Average per play	5.5	5.2
Average per game	352.6	311.3
Kick returns: #-Yards	16-382	11-264
Punt returns: #-Yards	14-76	6-71
Int returns: #-Yards	6-91	9-140
Kick return average	23.9	24.0
Punt return average	5.4	11.8
Int return average	15.2	15.6
Fumbles-Lost	12-6	6-2
Penalties-Yards	43-277	49-380
Average per game	34.6	47.5
Punts-Yards	28-1108	39-1579
Average per punt	39.6	40.5
Net punt average	36.3	37.1
Kickoffs-Yards	41-2637	35-2084
Average per kick	64.3	59.5
Net kick average	39.7	34.7
Time of possession / game	34:30	25:30
3rd-down conversion	40/102	34/106
3rd-down pct	39%	32%
4rd-down conversion	11/16	8/17



2022-23 Kentucky Football
Overall Team Statistics
All games

Page 2/2
as of Oct 31, 2022

	UK	OPP
4rd-down pct	69%	47%
Sacks by-Yards	12-86	30-205
Misc Yards	0	0
Touchdowns scored	24	18
Field goals - attempts	9-13	10-11
On-Side kicks	0-0	0-0
Red-zone scores	(25-32) 78%	(16-20) 80%
Red-zone touchdowns	(18-32) 56%	(11-20) 55%
PAT-attempts	(20-22) 91%	(15-16) 94%
2-point conversion-attempts	(0-2) 0%	(1-2) 50%
Attendance	305089	256736
Games / Avg per game	5/61018	3/85579
Neutral site games	-	0/0

Score by Periods

Team	1st	2nd	3rd	4th	OT	TOT
Kentucky	26	63	61	41	0	191
Opponents	45	51	33	30	0	159



2022-23 Kentucky Football
Overall Defense Statistics
All games

Team Defense

#	Player	gp	Tackles				Sacks	Pass defense			Fumbles		blkd	
			ua	a	tot	tfl/yds		no-yds	int-yds	brup	qbh	fr-yds	ff	kick
5	DeAndre Square	8	26	29	55	3-6	1-1	1-8	3	2
15	Jordan Wright	7	23	14	37	7.5-24	1-8	1-18	3	3	.	1	.	.
25	Jordan Lovett	8	19	17	36	1-2	.	.	2	1
54	D'Eryk Jackson	8	14	22	36	3.5-10	.	.	2
10	Jacquez Jones	5	13	18	31	1.5-6	1-4	1-0	1	1
14	Carrington Valentine	8	22	5	27	1-10	1-10	1-0	7	1
1	Keidron Smith	8	19	5	24	.	.	1-65	4	.	1-23	.	.	.
6	Tyrell Ajian	8	16	7	23	1-10	1-10	.	1	.	.	2	.	.
13	J.J. Weaver	6	10	12	22	4-24	2-17	.	.	.	1-0	1	1	.
23	Andru Phillips	8	14	7	21	.	.	.	2
0	Deone Walker	8	7	13	20	2-3	.	.	2	2
32	Trevin Wallace	7	10	8	18	1-1	.	1-0
3	Alex Afari Jr.	8	11	7	18	2.5-9	1-5
11	Zion Childress	8	7	10	17	1-2	.	.	1
8	Octavious Oxendine	8	6	10	16	2
52	Justin Rogers	8	3	12	15
20	Keaten Wade	8	6	7	13	1.5-8	1.5-8	.	1
90	Tre'vonn Rybka	7	3	7	10	1-8	1-8
4	Jalen Geiger	2	3	4	7
99	Josaih Hayes	7	1	5	6	.	.	.	1
92	Kahlil Saunders	8	1	4	5	0.5-6	0.5-6
95	Jamarius Dinkins	4	.	4	4
31	Maxwell Hairston	8	1	1	2
44	Martez Thrower	7	1	1	2	1	.
42	Tyreese Fearbry	2	1	.	1
16	Kobi Albert	5	1	.	1
12	Chance Poore	8	1	.	1
7	Will Levis	7	1	.	1
30	Taj Dodson	5	.	1	1
10	Chauncey Magwood	8	1	.	1
6	Dane Key	8	.	1	1
75	Eli Cox	8	1	.	1
17	JuTahn McClain	6	.	1	1
50	Darrion Henry-Young	3	1	.	1	1-9	1-9
Totals		8	243	232	475	33-138	12-86	6-91	30	12	2-23	4	2	0
Opponents		8	262	326	588	54-268	30-205	9-140	17	19	6-15	10	3	2



2022-23 Kentucky Football
Team Game Highs
All games

Kentucky - Game Highs

RUSHES	49	Mississippi St. (10/15/2022)
YARDS RUSHING	239	Mississippi St. (10/15/2022)
YARDS PER RUSH	4.9	Mississippi St. (10/15/2022)
TD RUSHES	2	Mississippi St. (10/15/2022)
	2	Youngstown St. (09/17/2022)
PASS ATTEMPTS	35	Youngstown St. (09/17/2022)
PASS COMPLETIONS	27	Youngstown St. (09/17/2022)
YARDS PASSING	377	Youngstown St. (09/17/2022)
YARDS PER PASS	11.7	NIU (09/24/2022)
TD PASSES	4	NIU (09/24/2022)
TOTAL PLAYS	74	Mississippi St. (10/15/2022)
TOTAL OFFENSE	480	Youngstown St. (09/17/2022)
YARDS PER PLAY	6.8	Youngstown St. (09/17/2022)
POINTS	37	Miami (OH) (09/03/2022)
SACKS BY	3	South Carolina (10/08/2022)
	3	Miami (OH) (09/03/2022)
FIRST DOWNS	26	Youngstown St. (09/17/2022)
PENALTIES	11	Mississippi St. (10/15/2022)
PENALTY YARDS	84	Mississippi St. (10/15/2022)
TURNOVERS	3	at Tennessee (10/29/2022)
	3	Youngstown St. (09/17/2022)
PUNTS	6	at Tennessee (10/29/2022)
	6	South Carolina (10/08/2022)
PUNTING AVG	51.5	at Ole Miss (10/01/2022)
LONG PUNT	60	NIU (09/24/2022)
PUNTS INSIDE 20	2	South Carolina (10/08/2022)
	2	Youngstown St. (09/17/2022)
LONG PUNT RETURN	23	Miami (OH) (09/03/2022)



**2022-23 Kentucky Football
Opponent Match Highs
All games**

Opponent - Game Highs

RUSHES	42	South Carolina (10/08/2022)
YARDS RUSHING	186	at Ole Miss (10/01/2022)
YARDS PER RUSH	4.8	at Ole Miss (10/01/2022)
TD RUSHES	3	at Tennessee (10/29/2022)
PASS ATTEMPTS	37	Mississippi St. (10/15/2022)
PASS COMPLETIONS	25	Mississippi St. (10/15/2022)
YARDS PASSING	245	at Tennessee (10/29/2022)
YARDS PER PASS	9.8	at Tennessee (10/29/2022)
TD PASSES	3	at Tennessee (10/29/2022)
TOTAL PLAYS	68	at Ole Miss (10/01/2022)
TOTAL OFFENSE	422	at Tennessee (10/29/2022)
YARDS PER PLAY	6.5	at Tennessee (10/29/2022)
POINTS	44	at Tennessee (10/29/2022)
SACKS BY	6	South Carolina (10/08/2022)
FIRST DOWNS	19	at Tennessee (10/29/2022)
	19	at Ole Miss (10/01/2022)
PENALTIES	13	Mississippi St. (10/15/2022)
PENALTY YARDS	109	Mississippi St. (10/15/2022)
TURNOVERS	2	at Florida (09/10/2022)
	2	South Carolina (10/08/2022)
PUNTS	8	Youngstown St. (09/17/2022)
PUNTING AVG	47.8	NIU (09/24/2022)
LONG PUNT	61	NIU (09/24/2022)
PUNTS INSIDE 20	3	at Florida (09/10/2022)
	3	NIU (09/24/2022)
	3	Miami (OH) (09/03/2022)
LONG PUNT RETURN	34	at Tennessee (10/29/2022)



2022-23 Kentucky Football
Team Match Lows
All games

Kentucky - Game Lows

RUSHES	26	Miami (OH) (09/03/2022)
YARDS RUSHING	50	Miami (OH) (09/03/2022)
YARDS PER RUSH	1.8	at Florida (09/10/2022)
TD RUSHES	0	South Carolina (10/08/2022)
	0	NIU (09/24/2022)
	0	Miami (OH) (09/03/2022)
PASS ATTEMPTS	24	at Florida (09/10/2022)
	24	at Ole Miss (10/01/2022)
PASS COMPLETIONS	13	at Florida (09/10/2022)
YARDS PASSING	98	at Tennessee (10/29/2022)
YARDS PER PASS	3.6	at Tennessee (10/29/2022)
TD PASSES	0	at Tennessee (10/29/2022)
TOTAL PLAYS	58	Miami (OH) (09/03/2022)
TOTAL OFFENSE	205	at Tennessee (10/29/2022)
YARDS PER PLAY	3.3	at Tennessee (10/29/2022)
POINTS	6	at Tennessee (10/29/2022)
SACKS BY	0	at Ole Miss (10/01/2022)
	0	NIU (09/24/2022)
FIRST DOWNS	14	at Tennessee (10/29/2022)
PENALTIES	2	at Florida (09/10/2022)
	2	NIU (09/24/2022)
PENALTY YARDS	8	NIU (09/24/2022)
INTERCEPTIONS BY	0	at Tennessee (10/29/2022)
	0	NIU (09/24/2022)
	0	Miami (OH) (09/03/2022)
PUNTS	1	Mississippi St. (10/15/2022)
PUNTING AVG	33.3	South Carolina (10/08/2022)
LONG PUNT	42	Mississippi St. (10/15/2022)
PUNTS INSIDE 20	0	Miami (OH) (09/03/2022)
LONG PUNT RETURN	0	at Tennessee (10/29/2022)
	0	at Ole Miss (10/01/2022)



2022-23 Kentucky Football
Opponent Match Lows
All games

Opponent - Game Lows

RUSHES	10	Mississippi St. (10/15/2022)
YARDS RUSHING	22	Mississippi St. (10/15/2022)
YARDS PER RUSH	2.2	Mississippi St. (10/15/2022)
TD RUSHES	0	Mississippi St. (10/15/2022)
	0	Youngstown St. (09/17/2022)
PASS ATTEMPTS	19	South Carolina (10/08/2022)
PASS COMPLETIONS	9	Youngstown St. (09/17/2022)
YARDS PASSING	134	Youngstown St. (09/17/2022)
YARDS PER PASS	4.1	at Florida (09/10/2022)
TD PASSES	0	at Ole Miss (10/01/2022)
	0	Youngstown St. (09/17/2022)
	0	at Florida (09/10/2022)
	0	Miami (OH) (09/03/2022)
TOTAL PLAYS	46	Youngstown St. (09/17/2022)
TOTAL OFFENSE	192	Youngstown St. (09/17/2022)
YARDS PER PLAY	4.2	Youngstown St. (09/17/2022)
POINTS	0	Youngstown St. (09/17/2022)
SACKS BY	1	Mississippi St. (10/15/2022)
FIRST DOWNS	9	Youngstown St. (09/17/2022)
PENALTIES	3	at Florida (09/10/2022)
	3	at Ole Miss (10/01/2022)
PENALTY YARDS	26	South Carolina (10/08/2022)
INTERCEPTIONS BY	0	at Ole Miss (10/01/2022)
	0	NIU (09/24/2022)
PUNTS	3	at Tennessee (10/29/2022)
PUNTING AVG	34.0	Miami (OH) (09/03/2022)
LONG PUNT	44	Youngstown St. (09/17/2022)
	44	Miami (OH) (09/03/2022)
PUNTS INSIDE 20	0	Mississippi St. (10/15/2022)
LONG PUNT RETURN	0	Mississippi St. (10/15/2022)
	0	at Ole Miss (10/01/2022)
	0	NIU (09/24/2022)
	0	Miami (OH) (09/03/2022)



**2022-23 Kentucky Football
Individual Game Highs
All games**

Kentucky - Individual Game Highs

RUSHES	31	Christopher Rodriguez Jr. vs Mississippi St. (10/15/2022)
YARDS RUSHING	197	Christopher Rodriguez Jr. vs Mississippi St. (10/15/2022)
TD RUSHES	2	Christopher Rodriguez Jr. vs Mississippi St. (10/15/2022)
LONG RUSH	47	Christopher Rodriguez Jr. vs Mississippi St. (10/15/2022)
PASS ATTEMPTS	35	Will Levis vs Youngstown St. (09/17/2022)
PASS COMPLETIONS	27	Will Levis vs Youngstown St. (09/17/2022)
YARDS PASSING	377	Will Levis vs Youngstown St. (09/17/2022)
TD PASSES	4	Will Levis vs NIU (09/24/2022)
LONG PASS	70	Will Levis vs NIU (09/24/2022)
RECEPTIONS	7	Barion Brown vs Mississippi St. (10/15/2022)
	7	Tayvion Robinson vs NIU (09/24/2022)
YARDS RECEIVING	147	Tayvion Robinson vs NIU (09/24/2022)
TD RECEPTIONS	2	Barion Brown vs NIU (09/24/2022)
	2	Tayvion Robinson vs NIU (09/24/2022)
LONG RECEPTION	70	Barion Brown vs NIU (09/24/2022)
PUNTS	6	Colin Goodfellow at Tennessee (10/29/2022)
PUNTING AVG	51.5	Colin Goodfellow at Ole Miss (10/01/2022)
LONG PUNT	60	Colin Goodfellow vs NIU (09/24/2022)
PUNTS INSIDE 20	2	Colin Goodfellow vs South Carolina (10/08/2022)
	2	Colin Goodfellow vs Youngstown St. (09/17/2022)
LONG PUNT RETURN	23	Tayvion Robinson vs Miami (OH) (09/03/2022)
LONG KICKOFF RETURN	100	Barion Brown vs Miami (OH) (09/03/2022)
TACKLES	14	D'Eryk Jackson at Tennessee (10/29/2022)
SACKS	1	J.J. Weaver at Tennessee (10/29/2022)
	1	Tre'vonn Rybka at Tennessee (10/29/2022)
	1	Carrington Valentine vs Mississippi St. (10/15/2022)
	1	Keaten Wade vs South Carolina (10/08/2022)
	1	DeAndre Square vs South Carolina (10/08/2022)
	1	Tyrell Ajian vs South Carolina (10/08/2022)
	1	Darrion Henry-Young vs Youngstown St. (09/17/2022)
	1	Jordan Wright at Florida (09/10/2022)
	1	Alex Afari Jr. vs Miami (OH) (09/03/2022)
	1	J.J. Weaver vs Miami (OH) (09/03/2022)
	1	Jacquez Jones vs Miami (OH) (09/03/2022)
TACKLES FOR LOSS	2	Jordan Wright vs South Carolina (10/08/2022)
	2	D'Eryk Jackson vs South Carolina (10/08/2022)
	2	Jordan Wright vs Youngstown St. (09/17/2022)
	2	Jordan Wright at Florida (09/10/2022)



**2022-23 Kentucky Football
Opponent Individual Match Highs
All games**

Opponent - Individual Game Highs

RUSHES	22	MarShawn Lloyd vs South Carolina (10/08/2022)
YARDS RUSHING	110	MarShawn Lloyd vs South Carolina (10/08/2022)
TD RUSHES	1	Jalen Brooks vs South Carolina (10/08/2022)
	1	MarShawn Lloyd vs South Carolina (10/08/2022)
	1	Zach Evans at Ole Miss (10/01/2022)
	1	Quinshon Judkins at Ole Miss (10/01/2022)
	1	Justin Lynch vs NIU (09/24/2022)
	1	Trevor Etienne at Florida (09/10/2022)
	1	Tyre Shelton vs Miami (OH) (09/03/2022)
LONG RUSH	48	Quinshon Judkins at Ole Miss (10/01/2022)
PASS ATTEMPTS	37	Will Rogers vs Mississippi St. (10/15/2022)
PASS COMPLETIONS	25	Will Rogers vs Mississippi St. (10/15/2022)
YARDS PASSING	213	Jaxson Dart at Ole Miss (10/01/2022)
TD PASSES	1	Will Rogers vs Mississippi St. (10/15/2022)
	1	Spencer Rattler vs South Carolina (10/08/2022)
	1	Ethan Hampton vs NIU (09/24/2022)
	1	Shemar Thornton vs NIU (09/24/2022)
LONG PASS	64	Demeatric Crenshaw vs Youngstown St. (09/17/2022)
RECEPTIONS	7	Jo'quavious Marks vs Mississippi St. (10/15/2022)
	7	Mac Hippenhammer vs Miami (OH) (09/03/2022)
YARDS RECEIVING	138	Jalin Hyatt at Tennessee (10/29/2022)
TD RECEPTIONS	2	Jalin Hyatt at Tennessee (10/29/2022)
	2	Tristen Tewes vs NIU (09/24/2022)
LONG RECEPTION	64	Jaleel McLaughlin vs Youngstown St. (09/17/2022)
FIELD GOALS	2	Jonathan Cruz at Ole Miss (10/01/2022)
	2	Adam Mihalek at Florida (09/10/2022)
	2	Graham Nicholson vs Miami (OH) (09/03/2022)
LONG FIELD GOALS	53	Jonathan Cruz at Ole Miss (10/01/2022)
PUNTS	7	Paddy Lynch vs Youngstown St. (09/17/2022)
PUNTING AVG	51.0	Ethan Hampton vs NIU (09/24/2022)
LONG PUNT	61	Tom Foley vs NIU (09/24/2022)
PUNTS INSIDE 20	3	Tom Foley vs NIU (09/24/2022)
	3	Jeremy Crawshaw at Florida (09/10/2022)
	3	Dom Dzioban vs Miami (OH) (09/03/2022)
LONG PUNT RETURN	34	Dee Williams at Tennessee (10/29/2022)
LONG KICKOFF RETURN	42	Billy Dozier vs NIU (09/24/2022)
TACKLES	17	Nathaniel Watson vs Mississippi St. (10/15/2022)
SACKS	1.5	Byron Young at Tennessee (10/29/2022)
	1.5	Jordan Burch vs South Carolina (10/08/2022)
	1.5	Tonka Hemingway vs South Carolina (10/08/2022)
TACKLES FOR LOSS	3.5	Dylan Wudke vs Youngstown St. (09/17/2022)
INTERCEPTIONS	1	Brandon Turnage at Tennessee (10/29/2022)
	1	Juwan Mitchell at Tennessee (10/29/2022)
	1	Doneiko Slaughter at Tennessee (10/29/2022)
	1	Emmanuel Forbes vs Mississippi St. (10/15/2022)
	1	David Spaulding vs South Carolina (10/08/2022)
	1	Quincy Lenton vs Youngstown St. (09/17/2022)
	1	Troy Jakubec vs Youngstown St. (09/17/2022)
	1	Gervon Dexter Sr. at Florida (09/10/2022)
	1	Eli Blakey vs Miami (OH) (09/03/2022)



**2022-23 Kentucky Football
Individual Statistics
All games**

Rushing

Player	gp	att	gain	loss	net	avg	td	lg	avg/g
Christopher Rodriguez Jr.	4	87	475	16	459	5.3	4	47	114.8
Kavosiey Smoke	8	56	289	14	275	4.9	1	27	34.4
JuTahn McClain	6	30	123	2	121	4.0	0	17	20.2
La'Veil Wright	8	37	112	3	109	2.9	0	15	13.6
Izayah Cummings	8	1	23	0	23	23.0	0	23	2.9
Dee Beckwith	2	5	22	1	21	4.2	0	7	10.5
Tayvion Robinson	7	6	21	0	21	3.5	0	6	3.0
Ramon Jefferson	1	2	10	0	10	5.0	0	8	10.0
Barion Brown	8	1	3	0	3	3.0	0	3	0.4
Kaiya Sheron	3	11	30	54	-24	-2.2	0	15	-8.0
Will Levis	7	49	82	153	-71	-1.4	2	24	-10.1
Team	8	8	0	46	-46	-5.8	0	0	-5.8
Total	8	293	1190	289	901	3.1	7	47	112.6
Opponents	8	248	1131	134	997	4.0	10	48	124.6

Passing

Player	gp	effic	comp-att-int	pct	yds	td	lg	avg/g
Will Levis	7	158.4	130-191-8	68.1	1733	13	70	247.6
Kaiya Sheron	3	128.6	17-29-1	58.6	187	2	27	62.3
Total	8	154.4	147-220-9	66.8	1920	15	70	240.0
Opponents	8	118.3	132-227-6	58.1	1493	7	64	186.6

Receiving

Player	gp	no.	yds	avg	td	lg	avg/g
Tayvion Robinson	7	29	403	13.9	3	69	57.6
Barion Brown	8	26	362	13.9	2	70	45.3
Dane Key	8	21	330	15.7	3	55	41.3
Jordan Dingle	8	14	153	10.9	2	24	19.1
Brenden Bates	8	10	99	9.9	1	23	12.4
JuTahn McClain	6	9	85	9.4	1	31	14.2
Chauncey Magwood	8	7	104	14.9	1	26	13.0
Christopher Rodriguez Jr.	4	5	41	8.2	0	17	10.3
Rahsaan Lewis	5	5	52	10.4	1	21	10.4
Keaton Upshaw	8	4	50	12.5	0	22	6.3
DeMarcus Harris	8	4	90	22.5	0	58	11.3
La'Veil Wright	8	4	22	5.5	0	13	2.8
Kavosiey Smoke	8	3	30	10.0	0	14	3.8
Dekel Crowdus	6	3	67	22.3	0	50	11.2
Chris Lewis	8	2	22	11.0	1	20	2.8
Justice Dingle	8	1	10	10.0	0	10	1.3
Total	8	147	1920	13.1	15	70	240.0
Opponents	8	132	1493	11.3	7	64	186.6

Punt Returns

Player	no.	yds	avg	td	lg
Tayvion Robinson	10	54	5.4	0	23
Barion Brown	3	19	6.3	0	11
Izayah Cummings	1	3	3.0	0	3
Total	14	76	5.4	0	23
Opponents	6	71	11.8	0	34

Interceptions

Player	no.	yds	avg	td	lg
DeAndre Square	1	8	8.0	0	8
Jordan Wright	1	18	18.0	0	18
Carrington Valentine	1	0	0.0	0	0
Keidron Smith	1	65	65.0	1	65
Jacquez Jones	1	0	0.0	0	0
Trevin Wallace	1	0	0.0	0	0
Total	6	91	15.2	1	65
Opponents	9	140	15.6	1	59

Kick Returns

Player	no.	yds	avg	td	lg
Barion Brown	9	329	36.6	1	100
JuTahn McClain	4	31	7.8	0	16
Kavosiey Smoke	3	22	7.3	0	12
Total	16	382	23.9	1	100
Opponents	11	264	24.0	0	42

Fumble Returns

Player	no.	yds	avg	td	lg
Keidron Smith	1	23	23.0	0	23
J.J. Weaver	1	0	0.0	0	0
Total	2	23	11.5	0	23
Opponents	6	15	2.5	0	15



**2022-23 Kentucky Football
Individual Statistics
All games**

Scoring

Player	td	fg	PAT				dpx	saf	pts
			kick	rush	rcv	pass			
Matt Ruffolo	-	9-13	20-22	-	-	-	-	-	47
Christopher Rodriguez Jr.	4	-	-	-	-	-	-	-	24
Tayvion Robinson	3	-	-	-	-	-	-	-	18
Barion Brown	3	-	-	-	-	-	-	-	18
Dane Key	3	-	-	-	-	-	-	-	18
Will Levis	2	-	-	-	-	-	-	-	12
Jordan Dingle	2	-	-	-	-	-	-	-	12
Kavosiey Smoke	1	-	-	-	-	-	-	-	6
Brenden Bates	1	-	-	-	-	-	-	-	6
Rahsaan Lewis	1	-	-	-	-	-	-	-	6
JuTahn McClain	1	-	-	-	-	-	-	-	6
Keidron Smith	1	-	-	-	-	-	-	-	6
Chauncey Magwood	1	-	-	-	-	-	-	-	6
Chris Lewis	1	-	-	-	-	-	-	-	6
Total	24	9-13	20-22	0	0	0	0	0	191
Opponents	18	10-11	15-16	0	1	1	0	2	159

Field Goals

Player	fg	pct.	01-19	20-29	30-39	40-49	50-99	lg	blk
Matt Ruffolo	9-13	69.2	0-0	5-5	2-4	1-2	1-2	50	0
Opponents	10-11	90.9	0-0	3-3	3-4	2-2	2-2	53	0

FG Sequence

Team Name	Kentucky	Opponents
Miami (OH)	(34),(25),(50)	(48),(27)
Florida	(24),38,(26)	(39),(50)
Youngstown St.	(23)	
NIU	(49)	(38)
Ole Miss	39	(53),(26)
South Carolina	45	(32)
Mississippi St.	51,(28),(37)	(48)
Tennessee		(29),37

Numbers in (parentheses) indicate field goal was made

Total Offense

Player	g	plays	rush	pass	total	avg/g
Will Levis	7	240	-71	1733	1662	237.4
Christopher Rodriguez Jr.	4	87	459	0	459	114.8
Kavosiey Smoke	8	56	275	0	275	34.4
Kaiya Sheron	3	40	-24	187	163	54.3
JuTahn McClain	6	30	121	0	121	20.2
La'Ve'll Wright	8	37	109	0	109	13.6
Izayah Cummings	8	1	23	0	23	2.9
Dee Beckwith	2	5	21	0	21	10.5
Tayvion Robinson	7	6	21	0	21	3.0
Ramon Jefferson	1	2	10	0	10	10.0
Barion Brown	8	1	3	0	3	0.4
Team	8	0	-46	0	-46	-5.8
Total	8	513	901	1920	2821	352.6
Opponents	8	475	997	1493	2490	311.3

Punting

Player	no.	yds	avg	lg	tb	fc	i20	50+	blk
Colin Goodfellow	27	1108	41.0	60	1	13	9	4	0
Team	1	0	0.0	0	0	0	0	0	1
Total	28	1108	39.6	60	1	13	9	4	1
Opponents	39	1579	40.5	61	3	11	16	8	2

Kickoffs

Player	no.	yds	avg	tb	ob	retn	net	ydln
Chance Poore	41	2637	64.3	28	1			
Total	41	2637	64.3	28	1	11	39.7	25
Opponents	35	2084	59.5	17	2	16	34.7	30



2022-23 Kentucky Football
Individual Statistics
All games

All Purpose

Player	g	rush	rcv	pr	kr	ir	total	avg/g
Barion Brown	8	3	362	19	329	0	713	89.1
Christopher Rodriguez Jr.	4	459	41	0	0	0	500	125.0
Tayvion Robinson	7	21	403	54	0	0	478	68.3
Dane Key	8	0	330	0	0	0	330	41.3
Kavosiey Smoke	8	275	30	0	22	0	327	40.9
JuTahn McClain	6	121	85	0	31	0	237	39.5
Jordan Dingle	8	0	153	0	0	0	153	19.1
La'Ve'll Wright	8	109	22	0	0	0	131	16.4
Chauncey Magwood	8	0	104	0	0	0	104	13.0
Brenden Bates	8	0	99	0	0	0	99	12.4
DeMarcus Harris	8	0	90	0	0	0	90	11.3
Dekel Crowdus	6	0	67	0	0	0	67	11.2
Keidron Smith	8	0	0	0	0	65	65	8.1
Rahsaan Lewis	5	0	52	0	0	0	52	10.4
Keaton Upshaw	8	0	50	0	0	0	50	6.3
Izayah Cummings	8	23	0	3	0	0	26	3.3
Chris Lewis	8	0	22	0	0	0	22	2.8
Dee Beckwith	2	21	0	0	0	0	21	10.5
Jordan Wright	7	0	0	0	0	18	18	2.6
Justice Dingle	8	0	10	0	0	0	10	1.3
Ramon Jefferson	1	10	0	0	0	0	10	10.0
DeAndre Square	8	0	0	0	0	8	8	1.0
Kaiya Sheron	3	-24	0	0	0	0	-24	-8.0
Will Levis	7	-71	0	0	0	0	-71	-10.1
Team	8	-46	0	0	0	0	-46	-5.8
Total	8	901	1920	76	382	91	3370	421.3
Opponents	8	997	1493	71	264	140	2965	370.6



**2022-23 Kentucky Football
Individual Statistics
All games**

Page 4/4
as of Oct 31, 2022



2022-23 Kentucky Football Combined Team Statistics All games

Team Results

	Date	Opponent		Score	Att.
	09/03/2022	Miami (OH)	W	37-13	61139
*	09/10/2022	at Florida	W	26-16	89993
	09/17/2022	Youngstown St.	W	31-0	59308
	09/24/2022	NIU	W	31-23	61579
*	10/01/2022	at Ole Miss	L	19-22	64828
*	10/08/2022	South Carolina	L	14-24	61612
*	10/15/2022	Mississippi St.	W	27-17	61451
*	10/29/2022	at Tennessee	L	6-44	101915

Rushing

Player	gp	att	gain	loss	net	avg	td	lg	avg/g
Christopher Rodriguez Jr.	4	87	475	16	459	5.3	4	47	114.8
Kavosiey Smoke	8	56	289	14	275	4.9	1	27	34.4
JuTahn McClain	6	30	123	2	121	4.0	0	17	20.2
La'Ve'll Wright	8	37	112	3	109	2.9	0	15	13.6
Izayah Cummings	8	1	23	0	23	23.0	0	23	2.9
Dee Beckwith	2	5	22	1	21	4.2	0	7	10.5
Tayvion Robinson	7	6	21	0	21	3.5	0	6	3.0
Ramon Jefferson	1	2	10	0	10	5.0	0	8	10.0
Barion Brown	8	1	3	0	3	3.0	0	3	0.4
Kaiya Sheron	3	11	30	54	-24	-2.2	0	15	-8.0
Will Levis	7	49	82	153	-71	-1.4	2	24	-10.1
Team	8	8	0	46	-46	-5.8	0	0	-5.8
Total	8	293	1190	289	901	3.1	7	47	112.6
Opponents	8	248	1131	134	997	4.0	10	48	124.6

Passing

Player	gp	effic	comp-att-int	pct	yds	td	lg	avg/g
Will Levis	7	158.4	130-191-8	68.1	1733	13	70	247.6
Kaiya Sheron	3	128.6	17-29-1	58.6	187	2	27	62.3
Total	8	154.4	147-220-9	66.8	1920	15	70	240.0
Opponents	8	118.3	132-227-6	58.1	1493	7	64	186.6

Receiving

Player	gp	no.	yds	avg	td	lg	avg/g
Tayvion Robinson	7	29	403	13.9	3	69	57.6
Barion Brown	8	26	362	13.9	2	70	45.3
Dane Key	8	21	330	15.7	3	55	41.3
Jordan Dingle	8	14	153	10.9	2	24	19.1
Brenden Bates	8	10	99	9.9	1	23	12.4
JuTahn McClain	6	9	85	9.4	1	31	14.2
Chauncey Magwood	8	7	104	14.9	1	26	13.0
Christopher Rodriguez Jr.	4	5	41	8.2	0	17	10.3
Rahsaan Lewis	5	5	52	10.4	1	21	10.4
Keaton Upshaw	8	4	50	12.5	0	22	6.3
DeMarcus Harris	8	4	90	22.5	0	58	11.3
La'Ve'll Wright	8	4	22	5.5	0	13	2.8
Kavosiey Smoke	8	3	30	10.0	0	14	3.8
Dekel Crowdus	6	3	67	22.3	0	50	11.2
Chris Lewis	8	2	22	11.0	1	20	2.8
Justice Dingle	8	1	10	10.0	0	10	1.3
Total	8	147	1920	13.1	15	70	240.0
Opponents	8	132	1493	11.3	7	64	186.6

Game Records

Record	Overall	Home	Away	Neutral
ALL GAMES	5-3	4-1	1-2	0-0
CONFERENCE	2-3	1-1	1-2	0-0
NON-CONFERENCE	3-0	3-0	0-0	0-0

Team Statistics

	UK	OPP
First Downs	154	118
Rushing	60	45
Passing	80	65
Penalty	14	8
Rushing Yardage	901	997
Rushing attempts	293	248
Average per rush	3.1	4.0
Average per game	112.6	124.6
TDs Rushing	7	10
Passing Yardage	1920	1493
Comp-Att-Int	147-220-9	132-227-6
Average per pass	8.7	6.6
Average per catch	13.1	11.3
Average per game	240.0	186.6
TDs Passing	15	7
Total offense	2821	2490
Average per play	5.5	5.2
Average per game	352.6	311.3
Kick returns: #-Yards	16-382	11-264
Punt returns: #-Yards	14-76	6-71
Int returns: #-Yards	6-91	9-140
Fumbles-Lost	12-6	6-2
Penalties-Yards	43-277	49-380
Punts-Avg	28-39.6	39-40.5
Time of possession / game	34:30	25:30
3rd-down conversion	40/102	34/106
4rd-down conversion	11/16	8/17
PAT-attempts	(20-22) 91%	(15-16) 94%
2-point conversion-attempts	(0-2) 0%	(1-2) 50%

Interceptions

Player	no.	yds	avg	td	lg
DeAndre Square	1	8	8.0	0	8
Jordan Wright	1	18	18.0	0	18
Carrington Valentine	1	0	0.0	0	0
Keidron Smith	1	65	65.0	1	65
Jacquez Jones	1	0	0.0	0	0
Trevin Wallace	1	0	0.0	0	0
Total	6	91	15.2	1	65
Opponents	9	140	15.6	1	59



2022-23 Kentucky Football Combined Team Statistics All games

Field Goals

Player	fg	pct.	01-19	20-29	30-39	40-49	50-99	lg	blk
Matt Ruffolo	9-13	69.2	0-0	5-5	2-4	1-2	1-2	50	0
Opponents	10-11	90.9	0-0	3-3	3-4	2-2	2-2	53	0

Scoring

Player	td	fg	PAT						pts
			kick	rush	rcv	pass	dxp	saf	
Matt Ruffolo	-	9-13	20-22	-	-	-	-	-	47
Christopher Rodriguez Jr.	4	-	-	-	-	-	-	-	24
Tayvion Robinson	3	-	-	-	-	-	-	-	18
Barion Brown	3	-	-	-	-	-	-	-	18
Dane Key	3	-	-	-	-	-	-	-	18
Will Levis	2	-	-	-	-	-	-	-	12
Jordan Dingle	2	-	-	-	-	-	-	-	12
Kavosiey Smoke	1	-	-	-	-	-	-	-	6
Brenden Bates	1	-	-	-	-	-	-	-	6
Rahsaan Lewis	1	-	-	-	-	-	-	-	6
JuTahn McClain	1	-	-	-	-	-	-	-	6
Keidron Smith	1	-	-	-	-	-	-	-	6
Chauncey Magwood	1	-	-	-	-	-	-	-	6
Chris Lewis	1	-	-	-	-	-	-	-	6
Total	24	9-13	20-22	0	0	0	0	0	191
Opponents	18	10-11	15-16	0	1	1	0	2	159

Score by Periods

Team	1st	2nd	3rd	4th	OT	TOT
Kentucky	26	63	61	41	0	191
Opponents	45	51	33	30	0	159

Punting

Player	no.	yds	avg	lg	tb	fc	i20	50+	blk
Colin Goodfellow	27	1108	41.0	60	1	13	9	4	0
Team	1	0	0.0	0	0	0	0	0	1
Total	28	1108	39.6	60	1	13	9	4	1
Opponents	39	1579	40.5	61	3	11	16	8	2

Punt Returns

Player	no.	yds	avg	td	lg
Tayvion Robinson	10	54	5.4	0	23
Barion Brown	3	19	6.3	0	11
Izayah Cummings	1	3	3.0	0	3
Total	14	76	5.4	0	23
Opponents	6	71	11.8	0	34

Kick Returns

Player	no.	yds	avg	td	lg
Barion Brown	9	329	36.6	1	100
JuTahn McClain	4	31	7.8	0	16
Kavosiey Smoke	3	22	7.3	0	12
Total	16	382	23.9	1	100
Opponents	11	264	24.0	0	42

All Purpose

Player	g	rush	rcv	pr	kr	ir	total	avg/g
Barion Brown	8	3	362	19	329	0	713	89.1
Christopher Rodriguez Jr.	4	459	41	0	0	0	500	125.0
Tayvion Robinson	7	21	403	54	0	0	478	68.3
Dane Key	8	0	330	0	0	0	330	41.3
Kavosiey Smoke	8	275	30	0	22	0	327	40.9
JuTahn McClain	6	121	85	0	31	0	237	39.5
Jordan Dingle	8	0	153	0	0	0	153	19.1
La'Ve'll Wright	8	109	22	0	0	0	131	16.4
Chauncey Magwood	8	0	104	0	0	0	104	13.0
Brenden Bates	8	0	99	0	0	0	99	12.4
DeMarcus Harris	8	0	90	0	0	0	90	11.3
Dekel Crowdus	6	0	67	0	0	0	67	11.2
Keidron Smith	8	0	0	0	0	65	65	8.1
Rahsaan Lewis	5	0	52	0	0	0	52	10.4
Keaton Upshaw	8	0	50	0	0	0	50	6.3
Izayah Cummings	8	23	0	3	0	0	26	3.3
Chris Lewis	8	0	22	0	0	0	22	2.8
Dee Beckwith	2	21	0	0	0	0	21	10.5
Jordan Wright	7	0	0	0	0	18	18	2.6
Justice Dingle	8	0	10	0	0	0	10	1.3
Ramon Jefferson	1	10	0	0	0	0	10	10.0
DeAndre Square	8	0	0	0	0	8	8	1.0
Kaiya Sheron	3	-24	0	0	0	0	-24	-8.0
Will Levis	7	-71	0	0	0	0	-71	-10.1
Total	8	901	1920	76	382	91	3370	421.3
Opponents	8	997	1493	71	264	140	2965	370.6

Total Offense

Player	g	plays	rush	pass	total	avg/g
Will Levis	7	240	-71	1733	1662	237.4
Christopher Rodriguez Jr.	4	87	459	0	459	114.8
Kavosiey Smoke	8	56	275	0	275	34.4
Kaiya Sheron	3	40	-24	187	163	54.3
JuTahn McClain	6	30	121	0	121	20.2
La'Ve'll Wright	8	37	109	0	109	13.6
Izayah Cummings	8	1	23	0	23	2.9
Dee Beckwith	2	5	21	0	21	10.5
Tayvion Robinson	7	6	21	0	21	3.0
Ramon Jefferson	1	2	10	0	10	10.0
Barion Brown	8	1	3	0	3	0.4
Total	8	513	901	1920	2821	352.6
Opponents	8	475	997	1493	2490	311.3

Team Defense



2022-23 Kentucky Football
Combined Team Statistics
All games

##	Player	gp	Tackles				Sacks	Pass defense			Fumbles		blkd	
			ua	a	tot	tfl/yds		no-yds	int-yds	brup	qbh	fr-yds	ff	kick
5	DeAndre Square	8	26	29	55	3-6	1-1	1-8	3	2
15	Jordan Wright	7	23	14	37	7.5-24	1-8	1-18	3	3	.	1	.	.
25	Jordan Lovett	8	19	17	36	1-2	.	.	2	1
54	D'Eryk Jackson	8	14	22	36	3.5-10	.	.	2
10	Jacquez Jones	5	13	18	31	1.5-6	1-4	1-0	1	1
14	Carrington Valentine	8	22	5	27	1-10	1-10	1-0	7	1
1	Keidron Smith	8	19	5	24	.	.	1-65	4	.	1-23	.	.	.
6	Tyrell Ajian	8	16	7	23	1-10	1-10	.	1	.	.	2	.	.
13	J.J. Weaver	6	10	12	22	4-24	2-17	.	.	.	1-0	1	1	.
23	Andru Phillips	8	14	7	21	.	.	.	2
0	Deone Walker	8	7	13	20	2-3	.	.	2	2
32	Trevin Wallace	7	10	8	18	1-1	.	1-0
3	Alex Afari Jr.	8	11	7	18	2.5-9	1-5
11	Zion Childress	8	7	10	17	1-2	.	.	1
8	Octavious Oxendine	8	6	10	16	2
52	Justin Rogers	8	3	12	15
20	Keaten Wade	8	6	7	13	1.5-8	1.5-8	.	1
90	Tre'vonn Rybka	7	3	7	10	1-8	1-8
4	Jalen Geiger	2	3	4	7
99	Josaih Hayes	7	1	5	6	.	.	.	1
92	Kahlil Saunders	8	1	4	5	0.5-6	0.5-6
95	Jamarius Dinkins	4	.	4	4
31	Maxwell Hairston	8	1	1	2
44	Martez Thrower	7	1	1	2	1	.
16	Kobi Albert	5	1	.	1
42	Tyreese Fearbry	2	1	.	1
6	Dane Key	8	.	1	1
50	Darrion Henry-Young	3	1	.	1	1-9	1-9
75	Eli Cox	8	1	.	1
10	Chauncey Magwood	8	1	.	1
7	Will Levis	7	1	.	1
30	Taj Dodson	5	.	1	1
17	JuTahn McClain	6	.	1	1
12	Chance Poore	8	1	.	1
96	Matt Ruffolo	8
Totals		8	243	232	475	33-138	12-86	6-91	30	12	2-23	4	2	0
Opponents		8	262	326	588	54-268	30-205	9-140	17	19	6-15	10	3	2



**2022-23 Kentucky Football
Games Played
All games**

##	Player	GP-GS	Miami	UF	YSU	NIU	OM	USC	MSU	UT
0	Kavosiey Smoke	8/4	START	START	START	START	XXX	XXX	XXX	XXX
0	Deone Walker	8/6	XXX	XXX	START	START	START	START	START	START
1	Keidron Smith	8/7	XXX	START	START	START	START	START	START	START
2	Barion Brown	8/3	XXX	XXX	XXX	START	XXX	START	XXX	START
3	Dekel Crowdus	6/0	XXX	XXX	XXX	XXX	XXX	XXX
3	Alex Afari Jr.	8/3	XXX	XXX	XXX	START	START	XXX	START	XXX
4	DeMarcus Harris	8/0	XXX	XXX	XXX	XXX	XXX	XXX	XXX	XXX
4	Jalen Geiger	2/2	START	START
5	DeAndre Square	8/8	START	START	START	START	START	START	START	START
5	Mike Drennen	0/0
6	Tyrell Ajian	8/8	START	START	START	START	START	START	START	START
6	Dane Key	8/7	START	XXX	START	START	START	START	START	START
7	Vito Tisdale	0/0
7	Will Levis	7/7	START	START	START	START	START	...	START	START
8	Octavious Oxendine	8/7	START	START	START	XXX	START	START	START	START
8	Izayah Cummings	8/1	START	XXX	XXX	XXX	XXX	XXX	XXX	XXX
9	Tayvion Robinson	7/5	START	START	START	START	XXX	XXX	...	START
10	Jacquez Jones	5/5	START	START	START	START	START
10	Chauncey Magwood	8/1	XXX	XXX	XXX	XXX	START	XXX	XXX	XXX
11	Zion Childress	8/0	XXX	XXX	XXX	XXX	XXX	XXX	XXX	XXX
12	Chance Poore	8/0	XXX	XXX	XXX	XXX	XXX	XXX	XXX	XXX
12	Kaiya Sheron	3/1	XXX	START	XXX	...
13	J.J. Weaver	6/4	START	START	START	XXX	XXX	START
13	Jordan Anthony	1/0	XXX
14	Carrington Valentine	8/8	START	START	START	START	START	START	START	START
15	Jordan Wright	7/6	...	START	START	START	START	START	START	XXX
15	Destin Wade	0/0
16	Deuce Hogan	2/0	XXX	XXX
16	Kobi Albert	5/0	XXX	...	XXX	XXX	XXX	XXX
17	JuTahn McClain	6/0	XXX	XXX	XXX	XXX	XXX	XXX
18	Brandon White	0/0
19	Rahsaan Lewis	5/0	XXX	XXX	XXX	XXX	XXX	...
20	Keaten Wade	8/0	XXX	XXX	XXX	XXX	XXX	XXX	XXX	XXX
21	Dee Beckwith	2/0	XXX	XXX
21	Andre Stewart	0/0
22	Chris Oats	0/0
23	Andru Phillips	8/2	START	XXX	XXX	XXX	XXX	XXX	XXX	START
24	Christopher Rodriguez Jr.	4/3	START	START	START	XXX
24	Elijah Reed	1/0	XXX
25	Jordan Lovett	8/6	XXX	XXX	START	START	START	START	START	START
26	Ramon Jefferson	1/0	XXX
26	Chamarion Bush	0/0
27	Kory Albert	0/0
28	Jordan Robinson	1/0	XXX
29	La'Veil Wright	8/0	XXX	XXX	XXX	XXX	XXX	XXX	XXX	XXX
29	Jackson Schulz	1/0	XXX
30	Taj Dodson	5/0	XXX	XXX	XXX	XXX	XXX
31	Maxwell Hairston	8/0	XXX	XXX	XXX	XXX	XXX	XXX	XXX	XXX
32	Trevin Wallace	7/1	...	XXX	START	XXX	XXX	XXX	XXX	XXX
33	Tomiwa Durojaiye	2/0	XXX	...	XXX
34	Trey Dennis	0/0
34	Bradley Pierce	0/0
35	Londyn Craft	0/0
35	Sean O'Horo	0/0
36	Adrian Huey	0/0
37	Isaac Dixon	0/0
37	Edward McKee	0/0
38	William Nalty	3/0	XXX	XXX	XXX
39	Dillon Wheatley	1/0	XXX
39	Jackson Smith	0/0



**2022-23 Kentucky Football
Games Played
All games**

##	Player	GP-GS	Miami	UF	YSU	NIU	OM	USC	MSU	UT
40	Luke Fulton	4/0	XXX	XXX	XXX	XXX
42	Tyreese Fearbry	2/0	XXX	...	XXX
43	Angelo Washington	0/0
44	Martez Thrower	7/0	XXX	XXX	XXX	XXX	XXX	XXX	...	XXX
45	Jase Bruner	0/0
46	Cade Degraw	6/0	XXX	XXX	XXX	XXX	XXX	XXX
46	Braxton Eiserman	0/0
47	Justice Dingle	8/0	XXX	XXX	XXX	XXX	XXX	XXX	XXX	XXX
47	Jarard Mosely	0/0
48	Jack Varga	0/0
49	Jai Williams	0/0
50	Darrion Henry-Young	3/0	XXX	XXX	...	XXX
52	Justin Rogers	8/7	START	START	XXX	START	START	START	START	START
54	Jordan Morrow	0/0
54	D'Eryk Jackson	8/4	START	XXX	XXX	XXX	XXX	START	START	START
55	Clay Perry	6/0	XXX	XXX	XXX	XXX	XXX	XXX
55	Noah Matthews	3/0	XXX	...	XXX	...	XXX
56	Deondre Buford	8/1	XXX	XXX	XXX	XXX	XXX	START	XXX	XXX
57	Jonathan Berry	0/0
58	Lucas Padgett	0/0
59	Connor Long	0/0
60	Quintin Wilson	4/1	START	XXX	XXX	XXX
62	Jager Burton	8/8	START	START	START	START	START	START	START	START
63	Alex Bascom	0/0
64	Richard Bascom	0/0
65	Grant Bingham	0/0
67	Paul Rodriguez	6/0	XXX	XXX	XXX	XXX	XXX	XXX
68	Kenneth Horsey	8/7	XXX	START	START	START	START	START	START	START
70	Nikolas Hall	0/0
71	John Young	8/0	XXX	XXX	XXX	XXX	XXX	XXX	XXX	XXX
72	Josh Jones	0/0
74	David Wohlabaugh Jr.	8/1	START	XXX	XXX	XXX	XXX	XXX	XXX	XXX
75	Eli Cox	8/8	START	START	START	START	START	START	START	START
77	Jeremy Flax	7/7	START	START	START	START	START	...	START	START
78	Kiyaunta Goodwin	8/0	XXX	XXX	XXX	XXX	XXX	XXX	XXX	XXX
79	Tashawn Manning	7/7	START	START	...	START	START	START	START	START
80	Brenden Bates	8/6	XXX	START	XXX	START	START	START	START	START
81	Cole Lanter	0/0
82	Tae Tae Crumes	0/0
83	Jack Monday	1/0	XXX
84	Josh Kattus	7/2	...	START	XXX	XXX	XXX	XXX	START	XXX
85	Jordan Dingle	8/7	START	START	START	XXX	START	START	START	START
86	Dylan Gary	0/0
87	Josh Terrell	0/0
88	Keaton Upshaw	8/1	XXX	XXX	START	XXX	XXX	XXX	XXX	XXX
89	Chris Lewis	8/0	XXX	XXX	XXX	XXX	XXX	XXX	XXX	XXX
90	Tre'vonn Rybka	7/3	START	START	...	START	XXX	XXX	XXX	XXX
91	Sam Anaele	1/0	XXX
92	Kahlil Saunders	8/0	XXX	XXX	XXX	XXX	XXX	XXX	XXX	XXX
93	Wilson Berry	0/0
94	Colin Goodfellow	8/0	XXX	XXX	XXX	XXX	XXX	XXX	XXX	XXX
95	Jamarius Dinkins	4/0	XXX	...	XXX	XXX	XXX
96	Matt Ruffolo	8/0	XXX	XXX	XXX	XXX	XXX	XXX	XXX	XXX
98	Isaiah Beasley	0/0
99	Josaih Hayes	7/1	XXX	XXX	XXX	XXX	...	START	XXX	XXX



**2022-23 Kentucky Football
Total Tackles Game-by-Game
All games**

Total Tackles

Player	S-A	Total	Miami	UF	YSU	NIU	OM	USC	MSU	UT
DeAndre Square	26-29	55	3-4	2-4	0-2	3-3	7-4	6-3	4-7	1-2
Jordan Wright	23-14	37	DNP	4-2	3-1	2-4	5-3	6-1	1-1	2-2
Jordan Lovett	19-17	36	0-2	2-5	3-0	3-2	1-1	3-2	3-1	4-4
D'Eryk Jackson	14-22	36	0-5	0-3	-	-	3-0	4-2	3-2	4-10
Jacquez Jones	13-18	31	1-2	1-6	2-2	4-8	5-0	DNP	DNP	DNP
Carrington Valentine	22-5	27	3-2	2-3	-	1-0	3-0	4-0	6-0	3-0
Keidron Smith	19-5	24	4-0	1-0	1-0	0-1	4-2	3-1	1-1	5-0
Tyrell Ajan	16-7	23	1-2	3-2	1-2	2-0	3-1	4-0	1-0	1-0
J.J. Weaver	10-12	22	3-2	3-6	0-1	DNP	DNP	2-2	1-0	1-1
Andru Phillips	14-7	21	4-1	2-1	2-1	2-0	2-1	1-0	-	1-3
Deone Walker	7-13	20	3-1	1-1	0-3	0-2	2-1	0-2	0-1	1-2
Alex Afari Jr.	11-7	18	3-3	-	1-4	3-0	2-0	1-0	1-0	-
Trevin Wallace	10-8	18	DNP	1-2	1-1	1-0	2-0	1-1	2-0	2-4
Zion Childress	7-10	17	1-1	0-1	-	2-2	1-2	2-0	-	1-4
Octavious Oxendine	6-10	16	0-2	1-3	1-1	0-1	0-2	2-1	-	2-0
Justin Rogers	3-12	15	0-3	0-2	0-1	1-2	-	-	0-2	2-2
Keaten Wade	6-7	13	2-1	0-2	0-3	1-0	2-1	1-0	-	-
Tre'vonn Rybka	3-7	10	0-2	0-1	DNP	2-1	-	-	-	1-3
Jalen Geiger	3-4	7	2-2	1-2	DNP	DNP	DNP	DNP	DNP	DNP
Josaih Hayes	1-5	6	-	0-1	-	1-1	DNP	0-1	0-1	0-1
Kahlil Saunders	1-4	5	0-1	-	0-2	1-1	-	-	-	-
Jamarius Dinkins	0-4	4	-	DNP	0-1	DNP	DNP	DNP	-	0-3
Maxwell Hairston	1-1	2	-	-	1-1	-	-	-	-	-
Martez Thrower	1-1	2	-	0-1	1-0	-	-	-	DNP	-
Kobi Albert	1-0	1	DNP	DNP	-	DNP	-	-	-	1-0
Chance Poore	1-0	1	-	-	-	-	-	1-0	-	-
Tyrese Fearbry	1-0	1	-	DNP	1-0	DNP	DNP	DNP	DNP	DNP
Darrion Henry-Young	1-0	1	DNP	DNP	1-0	DNP	DNP	-	DNP	-
Chauncey Magwood	1-0	1	-	-	1-0	-	-	-	-	-
Will Levis	1-0	1	-	-	-	-	-	DNP	-	1-0
Eli Cox	1-0	1	-	-	-	-	-	1-0	-	-
Taj Dodson	0-1	1	-	-	-	-	DNP	DNP	DNP	0-1
Dane Key	0-1	1	-	-	-	-	-	-	-	0-1
JuTahn McClain	0-1	1	-	DNP	DNP	-	-	-	-	0-1



**2022-23 Kentucky Football
Rushing/Receiving Game-by-Game
All games**

Rushing

Player	No-Yds/TD	Miami	UF	YSU	NIU	OM	USC	MSU	UT
Christopher Rodriguez Jr.	87-459/4	DNP	DNP	DNP	DNP	19-72/1	22-126/0	31-197/2	15-64/1
Kavosiey Smoke	56-275/1	7-32/0	14-80/0	18-66/1	12-85/0	2-6/0	-	3-6/0	-
Will Levis	49--71/2	7--18/0	7--12/1	8-3/1	9--10/0	9--19/0	DNP	4-7/0	5--22/0
La'Vell Wright	37-109/0	3-10/0	11-27/0	6-25/0	9-14/0	-	-	-	8-33/0
JuTahn McClain	30-121/0	6-16/0	DNP	DNP	3-15/0	5-21/0	3-19/0	9-30/0	4-20/0
Kaiya Sheron	11--24/0	DNP	DNP	-	DNP	DNP	11--24/0	-	DNP
Tayvion Robinson	6-21/0	-	4-11/0	1-5/0	-	1-5/0	-	DNP	-
Dee Beckwith	5-21/0	DNP	DNP	2-8/0	DNP	DNP	DNP	DNP	3-13/0
Ramon Jefferson	2-10/0	2-10/0	DNP	DNP	DNP	DNP	DNP	DNP	DNP
Izayah Cummings	1-23/0	-	-	-	-	1-23/0	-	-	-
Barion Brown	1-3/0	-	1-3/0	-	-	-	-	-	-

Receiving

Player	No-Yds/TD	Miami	UF	YSU	NIU	OM	USC	MSU	UT
Tayvion Robinson	29-403/3	6-136/0	1-0/0	6-66/0	7-147/2	4-16/1	1-27/0	DNP	4-11/0
Barion Brown	26-362/2	3-45/0	1--2/0	5-56/0	4-102/2	2-81/0	2-6/0	7-62/0	2-12/0
Dane Key	21-330/3	4-53/1	3-83/1	6-90/1	2-15/0	2-28/0	2-22/0	1-31/0	1-8/0
Jordan Dingle	14-153/2	2-11/0	2-29/0	-	1-19/0	3-30/1	1-16/1	1-2/0	4-44/0
Brenden Bates	10-99/1	1-6/1	1-11/0	2-46/0	2-7/0	2-10/0	2-19/0	-	-
JuTahn McClain	9-85/1	-	DNP	DNP	1-5/0	1-7/0	1-10/1	3-48/0	3-15/0
Chauncey Magwood	7-104/1	1-8/1	2-47/0	-	-	1-8/0	2-37/0	1-4/0	-
Rahsaan Lewis	5-52/1	DNP	DNP	-	-	-	1-10/0	4-42/1	DNP
Christopher Rodriguez Jr.	5-41/0	DNP	DNP	DNP	DNP	3-40/0	1-1/0	1-0/0	-
DeMarcus Harris	4-90/0	1-15/0	-	1-58/0	-	-	1-10/0	-	1-7/0
Keaton Upshaw	4-50/0	-	2-34/0	2-16/0	-	-	-	-	-
La'Vell Wright	4-22/0	1-13/0	1-0/0	-	1-8/0	-	-	-	1-1/0
Dekel Crowdus	3-67/0	DNP	DNP	2-17/0	-	-	-	1-50/0	-
Kavosiey Smoke	3-30/0	2-16/0	-	1-14/0	-	-	-	-	-
Chris Lewis	2-22/1	-	-	1-2/1	-	-	1-20/0	-	-
Justice Dingle	1-10/0	-	-	1-10/0	-	-	-	-	-



**2022-23 Kentucky Football
Returns Game-by-Game
All games**

Punt Returns

Player	No-Yds	Miami	UF	YSU	NIU	OM	USC	MSU	UT
Tayvion Robinson	10-54	2-25	2-8	3-15	2-6	1-0	-	DNP	-
Barion Brown	3-19	-	-	-	-	-	1-11	2-8	-
Izayah Cummings	1-3	-	-	1-3	-	-	-	-	-

Kick Returns

Player	No-Yds	Miami	UF	YSU	NIU	OM	USC	MSU	UT
Barion Brown	9-329	2-121	-	-	1-1	3-164	-	1-17	2-26
JuTahn McClain	4-31	-	DNP	DNP	-	1-8	-	-	3-23
Kavosiey Smoke	3-22	-	-	-	3-22	-	-	-	-

Interceptions Returns

Player	No-Yds	Miami	UF	YSU	NIU	OM	USC	MSU	UT
Keidron Smith	1-65	-	1-65	-	-	-	-	-	-
Jordan Wright	1-18	DNP	1-18	-	-	-	-	-	-
DeAndre Square	1-8	-	-	-	-	-	-	1-8	-
Jacquez Jones	1-0	-	-	-	-	1-0	DNP	DNP	DNP
Carrington Valentine	1-0	-	-	1-0	-	-	-	-	-
Trevin Wallace	1-0	DNP	-	-	-	-	1-0	-	-

Fumble Returns

Player	No-Yds	Miami	UF	YSU	NIU	OM	USC	MSU	UT
Keidron Smith	1-23	1-23	-	-	-	-	-	-	-
J.J. Weaver	1-0	-	-	-	DNP	DNP	1-0	-	-



2022-23 Kentucky Football
Sacks Game-by-Game
All games

Player	UA-A	Total	Miami	UF	YSU	NIU	OM	USC	MSU	UT
J.J. Weaver	2-0	2	1-9	-	-	DNP	DNP	-	-	1-8
Keaten Wade	1-1	1.5	-	-	0.5-6	-	-	1-2	-	-
Alex Afari Jr.	1-0	1	1-5	-	-	-	-	-	-	-
DeAndre Square	1-0	1	-	-	-	-	-	1-1	-	-
Tyrell Ajian	1-0	1	-	-	-	-	-	1-10	-	-
Jacquez Jones	1-0	1	1-4	-	-	-	-	DNP	DNP	DNP
Carrington Valentine	1-0	1	-	-	-	-	-	-	1-10	-
Jordan Wright	1-0	1	DNP	1-8	-	-	-	-	-	-
Darrion Henry-Young	1-0	1	DNP	DNP	1-9	DNP	DNP	-	DNP	-
Tre'vonn Rybka	1-0	1	-	-	DNP	-	-	-	-	1-8
Kahlil Saunders	0-1	0.5	-	-	0.5-6	-	-	-	-	-



2022-23 Kentucky Football
Tackles For Loss Game-by-Game
All games

Player	UA-A	Total	Miami	UF	YSU	NIU	OM	USC	MSU	UT
Jordan Wright	7-1	7.5	DNP	2.0-13	2.0-3	-	1.0-2	2.0-5	-	0.5-1
J.J. Weaver	3-2	4.0	1.0-9	-	0.5-0	DNP	DNP	0.5-2	1.0-5	1.0-8
D'Eryk Jackson	3-1	3.5	-	-	-	-	1.0-5	2.0-5	-	0.5-0
DeAndre Square	2-2	3.0	-	-	-	-	1.0-3	1.5-3	0.5-0	-
Alex Afari Jr.	2-1	2.5	1.5-7	-	1.0-2	-	-	-	-	-
Deone Walker	1-2	2.0	-	1.0-1	0.5-1	-	-	-	0.5-1	-
Jacquez Jones	1-1	1.5	1.5-6	-	-	-	-	DNP	DNP	DNP
Keaten Wade	1-1	1.5	-	-	0.5-6	-	-	1.0-2	-	-
Tyrell Ajian	1-0	1.0	-	-	-	-	-	1.0-10	-	-
Zion Childress	1-0	1.0	-	-	-	1.0-2	-	-	-	-
Carrington Valentine	1-0	1.0	-	-	-	-	-	-	1.0-10	-
Jordan Lovett	1-0	1.0	-	-	-	-	-	1.0-2	-	-
Trevin Wallace	1-0	1.0	DNP	-	-	-	1.0-1	-	-	-
Darrion Henry-Young	1-0	1.0	DNP	DNP	1.0-9	DNP	DNP	-	DNP	-
Tre'vonn Rybka	1-0	1.0	-	-	DNP	-	-	-	-	1.0-8
Kahlil Saunders	0-1	0.5	-	-	0.5-6	-	-	-	-	-



2022-23 Kentucky Football
Fumbles Game-by-Game
All games

Fumbles

Player	No-Lost	Miami	UF	YSU	NIU	OM	USC	MSU	UT
Will Levis	6-2	-	-	2-0	-	3-1	DNP	1-1	-
Kavosiey Smoke	2-1	-	-	-	2-1	-	-	-	-
Christopher Rodriguez Jr.	1-1	DNP	DNP	DNP	DNP	-	1-1	-	-
La'Vell Wright	1-1	-	-	1-1	-	-	-	-	-

Fumbles Forced

Player	Number	Miami	UF	YSU	NIU	OM	USC	MSU	UT
Tyrell Ajian	2	1	-	-	-	-	1	-	-
J.J. Weaver	1	1	-	-	DNP	DNP	-	-	-
Jordan Wright	1	DNP	1	-	-	-	-	-	-

Fumbles Recovered

Player	Number	Miami	UF	YSU	NIU	OM	USC	MSU	UT
Keidron Smith	1	1	-	-	-	-	-	-	-
J.J. Weaver	1	-	-	-	DNP	DNP	1	-	-



2022-23 Kentucky Football
Passing Game-by-Game
All games

#7 Will Levis	Comp	Att	Int	Pct	Yards	TD	Long	Sacked	Effic.
Miami (OH)	21	32	1	65.6	303	3	45	4-26	169.9
Florida	13	24	1	54.2	202	1	55	3-18	130.3
Youngstown St.	27	35	2	77.1	377	2	58	4-26	175.1
NIU	18	26	0	69.2	303	4	70	5-21	217.9
Ole Miss	18	24	0	75.0	220	2	51	3-32	179.5
Mississippi St.	17	23	1	73.9	230	1	50	1-5	163.6
Tennessee	16	27	3	59.3	98	0	24	4-23	67.5
Totals	130	191	8	68.1	1733	13	70	24-151	158.4

#12 Kaiya Sheron	Comp	Att	Int	Pct	Yards	TD	Long	Sacked	Effic.
South Carolina	15	27	1	55.6	178	2	27	6-54	128.0
Mississippi St.	2	2	0	100.0	9	0	7	0-0	137.8
Totals	17	29	1	58.6	187	2	27	6-54	128.6



**2022-23 Kentucky Football
Red-Zone Results
All games**

Kentucky Inside Opponent Red-Zone

Date	Opponent	Score	Times In RZ	Times Scored	Total		Rush TDs	Pass TDs	FGs Made	Failed to score inside RZ					
					Pts	TDs				FGA	Down	Int	Fumb	Half	Game
09/03/2022	Miami (OH)	W 37-13	6	5	27	3	0	3	2	2	0	1	0	0	0
09/10/2022	at Florida	W 26-16	4	3	12	1	1	0	2	3	0	0	0	0	0
09/17/2022	Youngstown St.	W 31-0	6	5	31	4	2	2	1	1	0	1	0	0	0
09/24/2022	NIU	W 31-23	1	1	7	1	0	1	0	0	0	0	0	0	0
10/01/2022	at Ole Miss	L 19-22	5	3	19	3	1	2	0	0	0	0	2	0	0
10/08/2022	South Carolina	L 14-24	2	2	14	2	0	2	0	0	0	0	0	0	0
10/15/2022	Mississippi St.	W 27-17	6	5	27	3	2	1	2	2	0	0	0	0	1
10/29/2022	at Tennessee	L 6-44	2	1	6	1	1	0	0	0	0	1	0	0	0
Totals 25 of 32 (78.1%)			32	25	143	18	7	11	7	8	0	3	2	0	1

Opponents Inside Kentucky Red-Zone

Date	Opponent	Score	Times In RZ	Times Scored	Total		Rush TDs	Pass TDs	FGs Made	Failed to score inside RZ					
					Pts	TDs				FGA	Down	Int	Fumb	Half	Game
09/03/2022	Miami (OH)	W 37-13	1	1	3	0	0	0	1	1	0	0	0	0	0
09/10/2022	Florida	W 26-16	1	1	8	1	1	0	0	0	0	0	0	0	0
09/17/2022	Youngstown St.	W 31-0	1	0	0	0	0	0	0	0	0	1	0	0	0
09/24/2022	NIU	W 31-23	4	4	23	3	1	2	1	1	0	0	0	0	0
10/01/2022	Ole Miss	L 19-22	3	2	10	1	1	0	1	1	1	0	0	0	0
10/08/2022	South Carolina	L 14-24	3	2	10	1	1	0	1	1	0	0	1	0	0
10/15/2022	Mississippi St.	W 27-17	1	1	7	1	0	1	0	0	0	0	0	0	0
10/29/2022	Tennessee	L 6-44	6	5	30	4	3	1	1	2	0	0	0	0	0
Totals 16 of 20 (80.0%)			20	16	91	11	7	4	5	6	1	1	1	0	0



**2022-23 Kentucky Football
Tackles Breakdown
All games**

All Tackles

Player	Total	Rush	Pass	Sack	KO	Punt	Int	Fumb	FF	Other
DeAndre Square	55	0	0	3	0	0	0	0	0	52
Jordan Wright	37	0	0	7.5	0	0	0	0	0	29.5
Jordan Lovett	36	0	0	1	0	0	0	0	0	35
D'Eryk Jackson	36	0	0	3.5	0	0	0	0	0	32.5
Jacquez Jones	31	0	0	1.5	0	0	0	0	0	29.5
Carrington Valentine	27	0	0	1	0	0	0	0	0	26
Keidron Smith	24	0	0	0	0	0	0	0	0	24
Tyrell Ajian	23	0	0	1	0	0	0	0	0	22
J.J. Weaver	22	0	0	4	0	0	0	0	0	18
Andru Phillips	21	0	0	0	0	0	0	0	0	21
Deone Walker	20	0	0	2	0	0	0	0	0	18
Alex Afari Jr.	18	0	0	2.5	0	0	0	0	0	15.5
Trevin Wallace	18	0	0	1	0	0	0	0	0	17
Zion Childress	17	0	0	1	0	0	0	0	0	16
Octavious Oxendine	16	0	0	0	0	0	0	0	0	16
Justin Rogers	15	0	0	0	0	0	0	0	0	15
Keaten Wade	13	0	0	1.5	0	0	0	0	0	11.5
Tre'vonn Rybka	10	0	0	1	0	0	0	0	0	9
Jalen Geiger	7	0	0	0	0	0	0	0	0	7
Josaih Hayes	6	0	0	0	0	0	0	0	0	6
Kahlil Saunders	5	0	0	0.5	0	0	0	0	0	4.5
Jamarius Dinkins	4	0	0	0	0	0	0	0	0	4
Maxwell Hairston	2	0	0	0	0	0	0	0	0	2
Martez Thrower	2	0	0	0	0	0	0	0	0	2
Will Levis	1	0	0	0	0	0	0	0	0	1
Darrion Henry-Young	1	0	0	1	0	0	0	0	0	0
Chauncey Magwood	1	0	0	0	0	0	0	0	0	1
Taj Dodson	1	0	0	0	0	0	0	0	0	1
Chance Poore	1	0	0	0	0	0	0	0	0	1
Kobi Albert	1	0	0	0	0	0	0	0	0	1
Tyreese Fearbry	1	0	0	0	0	0	0	0	0	1
Dane Key	1	0	0	0	0	0	0	0	0	1
JuTahn McClain	1	0	0	0	0	0	0	0	0	1
Eli Cox	1	0	0	0	0	0	0	0	0	1
Total	475	0	0	33	0	0	0	0	0	442

Rushing Tackles

Player	No.
Total	0

Passing Tackles

Player	No.
Total	0

Special Teams Tackles

Player	Total	KO	Punt
Total	0	0	0



2022-23 Kentucky Football
Tackles Breakdown
All games

Kickoff return Tackles

Player	No.
Total	0

Punt Return Tackles

Player	No.
Total	0



**2022-23 Kentucky Football
By Quarter Statistics
All games**

3rd-Down Conversions

Date	Opponent	Score	Overall		1st Qtr		2nd Qtr		3rd Qtr		4th Qtr		Overtime	
09/03/2022	Miami (OH)	W 37-13	2-8	25.0	0-0	0.0	1-5	20.0	1-3	33.3	0-0	0.0	0-0	0.0
09/10/2022	at Florida	W 26-16	4-13	30.8	1-3	33.3	1-3	33.3	0-2	0.0	2-5	40.0	0-0	0.0
09/17/2022	Youngstown St.	W 31-0	6-11	54.5	1-3	33.3	4-4	100.0	1-2	50.0	0-2	0.0	0-0	0.0
09/24/2022	NIU	W 31-23	10-16	62.5	3-4	75.0	2-3	66.7	3-5	60.0	2-4	50.0	0-0	0.0
10/01/2022	at Ole Miss	L 19-22	7-14	50.0	2-4	50.0	2-3	66.7	1-4	25.0	2-3	66.7	0-0	0.0
10/08/2022	South Carolina	L 14-24	3-12	25.0	0-3	0.0	0-1	0.0	0-1	0.0	3-7	42.9	0-0	0.0
10/15/2022	Mississippi St.	W 27-17	6-15	40.0	2-6	33.3	1-2	50.0	1-3	33.3	2-4	50.0	0-0	0.0
10/29/2022	at Tennessee	L 6-44	2-13	15.4	1-2	50.0	0-4	0.0	0-3	0.0	1-4	25.0	0-0	0.0
Kentucky			40-102	39.2	10-25	40.0	11-25	44.0	7-23	30.4	12-29	41.4	0-0	0.0
Opponents			34-106	32.1	8-23	34.8	13-33	39.4	8-25	32.0	5-25	20.0	0-0	0.0

4th-Down Conversions

Date	Opponent	Score	Overall		1st Qtr		2nd Qtr		3rd Qtr		4th Qtr		Overtime	
09/03/2022	Miami (OH)	W 37-13	0-1	0.0	0-0	0.0	0-1	0.0	0-0	0.0	0-0	0.0	0-0	0.0
09/10/2022	at Florida	W 26-16	0-1	0.0	0-0	0.0	0-1	0.0	0-0	0.0	0-0	0.0	0-0	0.0
09/17/2022	Youngstown St.	W 31-0	0-0	0.0	0-0	0.0	0-0	0.0	0-0	0.0	0-0	0.0	0-0	0.0
09/24/2022	NIU	W 31-23	2-2	100.0	1-1	100.0	0-0	0.0	0-0	0.0	1-1	100.0	0-0	0.0
10/01/2022	at Ole Miss	L 19-22	1-2	50.0	0-0	0.0	0-0	0.0	1-1	100.0	0-1	0.0	0-0	0.0
10/08/2022	South Carolina	L 14-24	2-2	100.0	0-0	0.0	0-0	0.0	0-0	0.0	2-2	100.0	0-0	0.0
10/15/2022	Mississippi St.	W 27-17	4-5	80.0	2-2	100.0	0-0	0.0	1-1	100.0	1-2	50.0	0-0	0.0
10/29/2022	at Tennessee	L 6-44	2-3	66.7	0-0	0.0	1-1	100.0	1-1	100.0	0-1	0.0	0-0	0.0
Kentucky			11-16	68.8	3-3	100.0	1-3	33.3	3-3	100.0	4-7	57.1	0-0	0.0
Opponents			8-17	47.1	3-3	100.0	0-2	0.0	3-4	75.0	2-8	25.0	0-0	0.0

Time of Possession

Date	Opponent	Score	Overall	1st Qtr	2nd Qtr	3rd Qtr	4th Qtr	Overtime
09/03/2022	Miami (OH)	W 37-13	28:07	02:10	13:30	06:30	05:57	00:00
09/10/2022	at Florida	W 26-16	33:24	07:32	08:21	07:08	10:23	00:00
09/17/2022	Youngstown St.	W 31-0	38:10	07:32	11:48	08:18	10:32	00:00
09/24/2022	NIU	W 31-23	33:49	08:05	06:10	09:34	10:00	00:00
10/01/2022	at Ole Miss	L 19-22	36:53	09:17	09:15	07:51	10:30	00:00
10/08/2022	South Carolina	L 14-24	31:05	11:17	06:21	03:08	10:19	00:00
10/15/2022	Mississippi St.	W 27-17	39:22	05:31	13:30	07:44	12:37	00:00
10/29/2022	at Tennessee	L 6-44	35:11	06:44	10:19	04:19	13:49	00:00
Kentucky			Total	58:08	79:14	54:32	84:07	00:00
			Avg.	34:30	07:16	09:54	10:31	00:00
Opponents			Total	37:25	65:13	49:16	52:05	00:00
			Avg.	25:30	04:41	08:09	06:31	00:00



**2022-23 Kentucky Football
Team Game-by-Game Comparison
All games**

Opponent	Score	First Downs				Pen	Rushing Number-Yards	Passing		Total Offense Plays-Yards	Return Yards	Turn- Overs
		Total	Rush	Pass	Comp-Att.-Int			Yards				
Miami (OH)	37-13	20 / 17	4 / 5	13 / 11	3 / 1	26-50 / 32-111	21-32-1 / 22-32-0	303 / 179	58-353 / 64-290	169 / 5	1 / 1	
Florida	26-16	17 / 12	6 / 5	10 / 7	1 / 0	38-70 / 30-136	13-24-1 / 14-35-2	202 / 143	62-272 / 65-279	91 / 71	1 / 2	
Youngstown St.	31-0	26 / 9	7 / 1	17 / 5	2 / 3	36-103 / 22-58	27-35-2 / 9-24-1	377 / 134	71-480 / 46-192	18 / 65	3 / 1	
NIU	31-23	18 / 14	5 / 6	12 / 7	1 / 1	35-103 / 33-128	18-26-0 / 14-26-0	303 / 199	61-406 / 59-327	29 / 42	1 / 0	
Ole Miss	19-22	17 / 19	7 / 10	9 / 9	1 / 0	37-108 / 39-186	18-24-0 / 15-29-1	220 / 213	61-328 / 68-399	172 / 51	2 / 1	
South Carolina	14-24	18 / 15	9 / 8	8 / 7	1 / 0	36-121 / 42-179	15-27-1 / 14-19-1	178 / 177	63-299 / 61-356	11 / 66	2 / 2	
Mississippi St.	27-17	24 / 13	14 / 1	5 / 10	5 / 2	49-239 / 10-22	19-25-1 / 25-37-1	239 / 203	74-478 / 47-225	33 / 91	2 / 1	
Tennessee	6-44	14 / 19	8 / 9	6 / 9	0 / 1	36-107 / 40-177	16-27-3 / 19-25-0	98 / 245	63-205 / 65-422	49 / 99	3 / 0	
Totals	191-159	154 / 118	60 / 45	80 / 65	14 / 8	293-901 / 248-997	147-220-9 / 132-227-6	1920 / 1493	513-2821 / 475-2490	572 / 490	15 / 8	

Opponents	3rd Down Conversion	4th Down Conversion	Time of Possession	TOP Margin	Avg Yds/Rush	Avg Yds/Pass	Avg Yds/Play	Punting Number-Avg	Penalties Number-Yards	Sacks
Miami (OH)	2-8 / 3-14	0-1 / 3-4	28:07 / 31:53	-03:46	1.9 / 3.5	9.5 / 5.6	6.1 / 4.5	2-35.0 / 5-34.0	4-30.0 / 7-45.0	3 / 4
Florida	4-13 / 4-16	0-1 / 1-3	33:24 / 26:36	06:48	1.8 / 4.5	8.4 / 4.1	4.4 / 4.3	5-38.8 / 5-47.4	2-10.0 / 3-28.0	1 / 3
Youngstown St.	6-11 / 0-10	0-0 / 0-2	38:10 / 21:50	16:20	2.9 / 2.6	10.8 / 5.6	6.8 / 4.2	3-41.7 / 8-34.1	10-74.0 / 7-46.0	2 / 4
NIU	10-16 / 6-15	2-2 / 1-1	33:49 / 26:11	07:38	2.9 / 3.9	11.7 / 7.7	6.7 / 5.5	3-46.3 / 6-47.8	2-8.0 / 6-45.0	0 / 5
Ole Miss	7-14 / 7-14	1-2 / 0-1	36:53 / 23:07	13:46	2.9 / 4.8	9.2 / 7.3	5.4 / 5.9	2-51.5 / 4-43.0	4-15.0 / 3-31.0	0 / 3
South Carolina	3-12 / 6-14	2-2 / 0-2	31:05 / 28:55	02:10	3.4 / 4.3	6.6 / 9.3	4.7 / 5.8	6-33.3 / 4-41.5	5-25.0 / 4-26.0	3 / 6
Mississippi St.	6-15 / 3-11	4-5 / 1-2	39:22 / 20:38	18:44	4.9 / 2.2	9.6 / 5.5	6.5 / 4.8	1-42.0 / 4-36.5	11-84.0 / 13-109.0	1 / 1
Tennessee	2-13 / 5-12	2-3 / 2-2	35:11 / 24:49	10:22	3.0 / 4.4	3.6 / 9.8	3.3 / 6.5	6-39.2 / 3-42.7	5-31.0 / 6-50.0	2 / 4
Totals	40-102 / 34-106	11-16 / 8-17	276:01 / 203:59	72:02	3.1 / 4.0	8.7 / 6.6	5.5 / 5.2	28-39.6 / 39-40.5	43-277.0 / 49-380.0	12 / 30

Note: Game totals are displayed in the format TEAM/OPPONENT for each category



2022 DEPTH CHART

OFFENSE

Left Tackle

- 68 Kenneth Horsey, 6-3, 304, Sr-3L, Sanford, Fla. (Sanford Seminole)
- 78 Kiyauta Goodwin, 6-8, 351, Fr-HS, Louisville, Ky. (Charleston (Ind.))

Left Guard

- 62 Jager Burton, 6-4, 301, Fr-RS, Lexington, Ky. (Frederick Douglass)
- 71 John Young, 6-6, 304, So-1L, Louisville, Ky. (Christian Academy)

Center

- 75 Eli Cox, 6-4, 298, Jr-2L, Nicholasville, Ky. (West Jessamine)
- 60 Quintin Wilson, 6-1, 295, Sr-3L, Cincinnati, Ohio (Turpin)

Right Guard

- 79 Tashawn Manning, 6-4, 330, %Sr-Tr, Apopka, Fla. (Auburn/Wekiva)
- 74 David Wohlabaugh Jr., 6-6, 302, Fr-RS, Stow, Ohio (Walsh Jesuit)

Right Tackle

- 77 Jeremy Flax, 6-6, 328, Jr-Sq, Detroit, Mich. (Independence CC/Robichaud)
- 56 Deondre Buford, 6-3, 312, So-Sq, Detroit, Mich. (Martin Luther King)

Tight End

- 80 Brenden Bates, 6-5, 264, Sr-3L, Cincinnati, Ohio (Archbishop Moeller)
- or 88 Keaton Upshaw, 6-6, 246, Sr-2L, Lima, Ohio (Lima Senior)
- 84 Josh Kattus, 6-4, 232, Fr-HS, Cincinnati, Ohio (Archbishop Moeller)

Tight End/FB

- 85 Jordan Dingle, 6-4, 236, Fr-RS, Bowling Green, Ky. (Bowling Green HS)
- or 47 Justice Dingle II, 6-3, 267, Sr-Sq, Bowling Green, Ky. (Georgia Tech/Bowling Green HS)
- 8 Izayah Cummings, 6-3, 240, Jr-2L, Louisville, Ky. (Male)

Wide Receiver (F)

- 9 Tayvion Robinson, 5-11, 187, Sr-Tr, Virginia Beach, Va. (Virginia Tech/Cox)
- 10 Chauncey Magwood, 6-0, 198, So-1L, Albany, Ga. (Lee County)

Wide Receiver (X)

- 6 Dane Key, 6-3, 194, Fr-HS, Lexington, Ky. (Frederick Douglass)
- 3 Dekel Crowdus, 5-10, 171, Fr-RS, Lexington, Ky. (Frederick Douglass)

Wide Receiver (Z)

- 2 Barion Brown, 6-1, 166, Fr-HS, Nashville, Tenn. (Pearl-Cohn)
- 4 DeMarcus Harris, 6-1, 183, Jr-2L, Vero Beach, Fla. (Vero Beach)
- or 89 Chris Lewis, 6-4, 202, Fr-RS, Pleasant Grove, Ala. (Pleasant Grove)

Quarterback

- 7 Will Levis, 6-3, 232, Sr-1L, Madison, Conn. (Penn State/Xavier HS)
- 12 Kaiya Sheron, 6-3, 208, Fr-RS, Somerset, Ky. (Somerset)
- or 15 Destin Wade, 6-3, 222, Fr-HS, Spring Hill, Tenn. (Summit)

Running Back

- 24 Chris Rodriguez Jr., 5-11, 224, Sr-3L, McDonough, Ga. (Ola)
- 17 JuTahn McClain, 5-9, 201, Jr-2L, Fairfield, Ohio (Fairfield)

SPECIALISTS

Kicker

- 96 Matt Ruffolo, 5-11, 211, %Sr-3L, Centerville, Ohio (Archbishop Alter)
- 12 Chance Poore, 6-2, 221, Sr-3L, Anderson, S.C. (Westside)

Punter

- 94 Colin Goodfellow, 6-2, 225, %Sr-2L, Cleveland, Ohio (Saint Ignatius)
- 93 Wilson Berry, 6-4, 208, Fr-RS, Maribyrnong, Australia (Maribyrnong College)

Long Snapper

- 46 Cade Degraw, 5-11, 213, Sr-2L, Lake Cormorant, Miss. (Lake Cormorant)
- 55 Clay Perry, 6-0, 193, Jr-1L, Upton, Ky. (Central Hardin)

Punt Return

- 9 Tayvion Robinson, 5-11, 187, Sr-Tr, Virginia Beach, Va. (Virginia Tech/Cox)
- 2 Barion Brown, 6-1, 166, Fr-HS, Nashville, Tenn. (Pearl-Cohn)

Kickoff Return

- 2 Barion Brown, 6-1, 166, Fr-HS, Nashville, Tenn. (Pearl-Cohn)
- 17 JuTahn McClain, 5-9, 201, Jr-2L, Fairfield, Ohio (Fairfield)

Holder

- 12 Chance Poore, 6-2, 221, Sr-3L, Anderson, S.C. (Westside)
- 94 Colin Goodfellow, 6-2, 225, %Sr-2L, Cleveland, Ohio (Saint Ignatius)

DEFENSE

Outside Linebacker

- 13 J.J. Weaver, 6-5, 242, Jr-2L, Louisville, Ky. (Moore Traditional)
- 20 Keaten Wade, 6-5, 237, Fr-HS, Spring Hill, Tenn. (Summit)

Defensive End

- 90 Tre'vonn Rybka, 6-4, 275, So-1L, Dickson, Tenn. (Dickson County)
- 92 Kahlil Saunders, 6-5, 288, Fr-RS, Huntsville, Ala. (Grissom)

Nose Guard

- 52 Justin Rogers, 6-3, 332, Jr-2L, Detroit, Mich. (Oak Park)
- 99 Josaih Hayes, 6-3, 309, Jr-2L, Horn Lake, Miss. (Horn Lake)

Defensive Tackle

- 8 Octavious Oxendine, 6-1, 281, Jr-2L, Radcliff, Ky. (North Hardin)
- 0 Deone Walker, 6-6, 330, Fr-HS, Detroit, Mich. (Cass Tech)

Middle Linebacker

- 54 D'Eryk Jackson, 6-1, 241, Jr-2L, Dublin, Ga. (West Laurens)
- 40 Luke Fulton, 6-4, 225, Jr-Sq, Youngstown, Ohio (Michigan State/Cardinal Mooney)

Weakside Linebacker

- 32 Trevin Wallace, 6-2, 240, So-1L, Jesup, Ga. (Wayne County)
- 44 Martez Thrower, 6-2, 224, So-1L, Rochelle, Ga. (Wilcox County)

Strongside Linebacker

- 15 Jordan Wright, 6-5, 231, %Sr-4L, Fort Lauderdale, Fla. (Dillard)
- 3 Alex Afari Jr., 6-2, 203, Fr-HS, Cincinnati, Ohio (Lakota West)

Cornerback

- 1 Keidron Smith, 6-2, 204, %Sr-Tr, West Palm Beach, Fla. (Ole Miss/Oxbridge Academy)
- 23 Andru Phillips, 6-0, 190, So-1L, Mauldin, S.C. (Mauldin)

Cornerback

- 14 Carrington Valentine, 6-0, 194, Jr-2L, Cincinnati, Ohio (Archbishop Moeller)
- 31 Maxwell Hairston, 6-1, 185, Fr-RS, West Bloomfield, Mich. (West Bloomfield)

Strong Safety

- 6 Tyrell Ajian, 6-0, 193, %Sr-4L, Mansfield, Ohio (Madison Comprehensive)
- 11 Zion Childress, 6-0, 191, So-Tr, Houston, Texas (Texas State/New Caney)

Free Safety

- 25 Jordan Lovett, 6-2, 202, Fr-RS, Radcliff, Ky. (North Hardin)
- 30 Taj Dodson, 6-1, 203, Jr-1L, Union City, Ga. (Creekside)