



# KENTUCKY

## 2022-23 MEN'S BASKETBALL



8 NATIONAL CHAMPIONSHIPS | 49 SEC TITLES | 31 SEC TOURNAMENT CHAMPIONSHIPS | 56 ALL-AMERICANS | 136 NBA DRAFT PICKS

### SOUTH CAROLINA STATE (0-3) at #4/4 KENTUCKY (2-1)


Thursday, Nov. 17 • 7 p.m. ET • Rupp Arena at Central Bank Center (20,500) • Lexington, Ky.

#GoBigBlue • #LaFamilia • @KentuckyMBB

#### THE MATCHUP

**Series Breakdown**

- Overall - UK, 1-0
- At Lexington - 0-0
- Calipari vs. SCSU - 0-0
- Martin vs. UK - 0-0
- Current UK Streak - W1



John Calipari	Erik Martin
Overall Record: 812-242*	Overall Record: 0-3
Record at UK: 367-102	Record at SCSU: 0-3
Overall Seasons: 31st	Overall Seasons: 1st
at Kentucky: 14th	at SCSU: 1st

\*on-court record

#### BY THE NUMBERS

49	SEC regular-season titles in program history
31	SEC Tournament championships
21	Straight home victories in Rupp Arena
17	Straight Tshiebwe double-doubles


#### TALE OF THE TAPE

UK	STATISTIC	SCSU
83.0	Points Per Game	69.7
42.0	Rebounds PG	37.3
19.7	Assists PG	11.7
8.0	Blocks PG	3.3
10.3	Steals PG	6.0
13.3	Turnovers PG	12.0
.461	FG Pct.	.395
.426	3-Pt FG Pct.	.328
.627	FT Pct.	.548
1.5	Assist-to-TO Ratio	1.0

#### A UK WIN WOULD ...

- Extend UK's win streak at Rupp Arena to 22 games, the longest active home win streak in the SEC
- Keep Kentucky undefeated at 7-0 against the Mid-Eastern Athletic Conference
- Improve John Calipari's record to 209-17 in Rupp Arena
- Mark Kentucky's 300th win against unranked foes under Calipari

#### LAST GAME'S STARTERS




# 22

### CASON WALLACE

6-4 • 193 • GUARD • FRESHMAN  
DALLAS | RICHARDSON HIGH SCHOOL

Averaging 12.3 points, 5.3 rebounds and 6.0 assists per game | Tied single-game UK record with eight steals vs. Michigan State | Logged 15 points, nine assists and eight boards in debut vs. Howard | Consensus five-star prospect



# 1

### CJ FREDRICK

6-3 • 175 • GUARD • REDSHIRT SENIOR  
CINCINNATI | UNIVERSITY OF IOWA

Averaging 13.0 points per game | Scored 20 points in UK debut vs. Howard | Missed 2021-22 season with hamstring injury after transferring to Kentucky | All-Big Ten Honorable Mention in 2020-21




# 24

### CHRIS LIVINGSTON

6-6 • 220 • FORWARD • FRESHMAN  
AKRON, OHIO | OAK HILL ACADEMY

Averaging 5.0 points and 4.7 rebounds per game | Had nine points, four rebounds and a steal in first collegiate start against Howard | Consensus five-star prospect | Two-time high school state Gatorade Player of the Year




# 0

### JACOB TOPPIN

6-9 • 205 • FORWARD • SENIOR  
BROOKLYN, N.Y. | UNIVERSITY OF RHODE ISLAND

Averaging 11.0 points and 7.7 rebounds per game | Recorded his first career double-double with 15 points and a career-best 11 boards in win over Howard | Scored in double-figures in two of three games in 2022-23



# 55

### LANCE WARE

6-9 • 235 • FORWARD • JUNIOR  
CAMDEN, N.J. | CAMDEN HIGH SCHOOL

Totalled four points, three boards and a career-high four steals against Howard | Has seen action in 52 career games, making six starts | Averaging 3.3 points and 3.0 rebounds per game | Had career-high four blocks vs. Duquesne

#### STATS LEADERS

POINTS PER GAME		
UK	Oscar Tshiebwe	22.0
SCSU	Lesown Hallums	12.7
REBOUNDS PER GAME		
UK	Oscar Tshiebwe	18.0
SCSU	Davion Everett	6.3
ASSISTS PER GAME		
UK	Sahvir Wheeler	9.5
SCSU	Gary/Edwards	2.3
STEALS PER GAME		
UK	Cason Wallace	4.0
SCSU	Hallums/Everett	1.3
BLOCKS PER GAME		
UK	Oscar Tshiebwe	4.0
SCSU	Lesown Hallums	0.7
3-POINTERS		
UK	Antonio Reeves	11
SCSU	Rakeim Gary	6
FIELD-GOAL PERCENTAGE (min. 15 att.)		
UK	Cason Wallace	.556
SCSU	Davion Everett	.714
FREE-THROW PERCENTAGE (min. 5 att.)		
UK	CJ Fredrick	.857
SCSU	Davion Everett	.833

#### NEED TO KNOW

The Wildcats were picked by the league's media to win the SEC regular-season title. UK has won 49 all-time regular-season SEC crowns and six under John Calipari.

Kentucky began the year ranked in the top 10 of the AP Top 25 for the 13th time in 14 seasons under Calipari.

Cason Wallace tied a UK single-game record eight steals against Michigan State.

The game against South Carolina State marks the second of three games of the Tribute Classic.

Oscar Tshiebwe tallied 22 points and 18 rebounds in his season debut. He has 17 straight double-doubles.

Sahvir Wheeler's 11 assists vs. Duquesne were the most by any player nationally coming off the bench this season and tied for the fourth-most by any player off the bench since the start of the 2020-21 season.

#### SCHEDULE

##### NOVEMBER

7	4/4	-/-	HOWARD	SECN	W, 95-63
11	4/4	-/-	DUQUESNE <sup>1</sup>	SECN	W, 77-52
15	4/4	RV/RV	vs. Michigan State <sup>2</sup>	ESPN	L, 86-77 <sup>2OT</sup>
17	4/4	-/-	SOUTH CAROLINA STATE <sup>1</sup>	SECN	7 p.m.
20	4/4	2/2	at Gonzaga	ESPN	7:30 p.m.
23	-/-	-/-	NORTH FLORIDA <sup>1</sup>	SECN+	4 p.m.
29	-/-	-/-	BELLARMINE	SECN+	7 p.m.

##### DECEMBER

4	-/-	-/-	vs. Michigan <sup>3</sup>	ABC	1 p.m.
10	-/-	-/-	YALE	SECN	1 p.m.
17	-/-	-/-	vs. UCLA <sup>4</sup>	CBS	5:15 p.m.
21	-/-	-/-	FLORIDA A&M <sup>5</sup>	TBD	TBD
28	-/-	-/-	at Missouri*	SECN	7 p.m.
31	-/-	-/-	LOUISVILLE	CBS	Noon

##### JANUARY

3	-/-	-/-	LSU*	ESPN	8 p.m.
7	-/-	-/-	at Alabama*	ESPN	1 p.m.
10	-/-	-/-	SOUTH CAROLINA*	ESPN/2	7 p.m.
14	-/-	-/-	at Tennessee*	ESPN	Noon
17	-/-	-/-	GEORGIA*	ESPN	9 p.m.
21	-/-	-/-	TEXAS A&M*	ESPN	2 p.m.
24	-/-	-/-	at Vanderbilt*	SECN	9 p.m.
28	-/-	-/-	KANSAS <sup>6</sup>	ESPN	8 p.m.
31	-/-	-/-	at Ole Miss*	ESPN/2	9 p.m.

##### FEBRUARY

4	-/-	-/-	FLORIDA*	ESPN	8:30 p.m.
7	-/-	-/-	ARKANSAS*	ESPN/2	9 p.m.
11	-/-	-/-	at Georgia*	ESPN/2	Noon
15	-/-	-/-	at Mississippi State*	SECN	8:30 p.m.
18	-/-	-/-	TENNESSEE*	CBS	1 p.m.
22	-/-	-/-	at Florida*	ESPN/2	7 p.m.
25	-/-	-/-	AUBURN*	CBS	4 p.m.

##### MARCH

1	-/-	-/-	VANDERBILT*	SECN	7 p.m.
4	-/-	-/-	at Arkansas*	CBS	2 p.m.

All times Eastern | \*SEC conference game | HOME GAMES IN CAPS

<sup>1</sup> Tribute Classic presented by Kentucky Tourism (Rupp Arena | Lexington, Ky.)

<sup>2</sup> Champions Classic (Gainbridge Fieldhouse | Indianapolis)

<sup>3</sup> Hall of Fame Game (O2 Arena | London, England)

<sup>4</sup> CBS Sports Classic (Madison Square Garden | New York)

<sup>5</sup> Unity Series (Rupp Arena | Lexington, Ky.)

<sup>6</sup> SEC/Big 12 Challenge (Rupp Arena | Lexington, Ky.)

#### BROADCAST INFO

##### TELEVISION

Play-by-play: Tom Hart  
Analyst: Pat Bradley



##### HOME RADIO

Play-by-play: Tom Leach  
Analyst: Jack Givens








##### SATELLITE RADIO

Sirus: 133 or 192  
SXM App: 963



# TV CHART

							
<b>0</b> <b>JACOB TOPPIN</b>	<b>1</b> <b>CJ FREDRICK</b>	<b>2</b> <b>SAHVIR WHEELER</b>	<b>3</b> <b>ADOU THIERO</b>	<b>4</b> <b>DAIMION COLLINS</b>	<b>12</b> <b>ANTONIO REEVES</b>	<b>13</b> <b>GRANT DARBYSHIRE</b>	<b>14</b> <b>BRENNAN CANADA</b>
<b>Senior Forward</b> 6-9   205 Brooklyn, N.Y. Univ. of Rhode Island @jtoppin0 @jtoppin_0	<b>RS Senior Guard</b> 6-3   185 Cincinnati University of Iowa @cj_fredrick @cj_fredrick5	<b>Senior Guard</b> 5-9   180 Houston University of Georgia @sahvir_ @sahvir_ <i>(sah-VEER)</i>	<b>Freshman Guard</b> 6-6   200 Leetsdale, Pa. Quaker Valley HS @Adou_Thiero @Adou_Thiero <i>(ah-DO THEE-air-oh)</i>	<b>Sophomore Forward</b> 6-9   210 Atlanta, Texas Atlanta High School @CollinsDaimion @daimionfmetx	<b>Senior Guard</b> 6-5   205 Chicago Illinois State Univ. @TonioReeves @tonioreeves	<b>Freshman Guard</b> 6-2   190 Cincinnati Sycamore HS @GrantDarbyshire @grant_d_13	<b>Senior Forward</b> 6-5   205 Mount Sterling, Ky. George Rogers Clark HS @brennanc14 @brennanc14

						
<b>21</b> <b>WALKER HORN</b>	<b>22</b> <b>CASON WALLACE</b>	<b>24</b> <b>CHRIS LIVINGSTON</b>	<b>25</b> <b>KAREEM WATKINS</b>	<b>33</b> <b>UGONNA ONYENSO</b>	<b>34</b> <b>OSCAR TSHIEBWE</b>	<b>55</b> <b>LANCE WARE</b>
<b>Freshman Guard</b> 6-3   200 Austin, Texas Westlake HS @walkerhorn_ @walkerhorn_	<b>Freshman Guard</b> 6-4   193 Dallas Richardson HS @wallace_cason @cason.wallace	<b>Freshman Forward</b> 6-6   220 Akron, Ohio Oak Hill Academy @_chrisliv24 @chris_livingston	<b>Junior Guard</b> 5-8   175 Camden, N.J. Kingsway Regional HS @reemwat	<b>Freshman Forward</b> 6-11   225 Owerri, Imo State, Nigeria Putnam Science Acad. @onyensokingsle3 @kingsugo_ <i>(000-GAH-na ON-yen-so)</i>	<b>Senior Forward</b> 6-9   260 Lubumbashi, D.R. of the Congo West Virginia Univ. @Oscartshiebwe34 @oscar_tshiebwe <i>(SHEE-bway)</i>	<b>Junior Forward</b> 6-9   235 Camden, N.J. Camden HS @lanceware55 @lance.ware

				
<b>JOHN CALIPARI</b>	<b>BRUISER FLINT</b>	<b>ORLANDO ANTIGUA</b>	<b>CHIN COLEMAN</b>	<b>K.T. TURNER</b>
<b>Head Coach</b> 14th Season @UKCoachCalipari @ukcoachcalipari <i>(cal-uh-PEAR-ee)</i>	<b>Assoc. to the HC</b> Third season at UK Second season as associate to the head coach @brufint14	<b>Associate Coach</b> Seventh season at UK Second season as associate @CoachAntigua @coachantigua	<b>Assistant Coach</b> Second season at UK Second season as assistant	<b>Assistant Coach</b> First season at UK First season as assistant @CoachKTTurner @coach_kt_turner

## Alphabetical Roster

NO.	NAME	POS.	HT.	WT.	CL.	HOMETOWN (PREVIOUS SCHOOL)
14	Brennan Canada	F	6-5	205	Sr.	Mount Sterling, Ky. (George Rogers Clark High School)
4	Daimion Collins	F	6-9	210	So.	Atlanta, Texas (Atlanta High School)
13	Grant Darbyshire	G	6-2	190	Fr.	Cincinnati (Sycamore High School)
1	CJ Fredrick	G	6-3	185	RS-Sr.	Cincinnati (University of Iowa)
21	Walker Horn	G	6-3	200	Fr.	Austin, Texas (Westlake High School)
24	Chris Livingston	F	6-6	220	Fr.	Akron, Ohio (Oak Hill Academy)
33	Ugonna Onyenso	F	6-11	225	Fr.	Owerri, Imo State, Nigeria (Putnam Science Academy)
12	Antonio Reeves	G	6-5	205	Sr.	Chicago (Illinois State University)
3	Adou Thiero	G	6-6	200	Fr.	Leetsdale, Pa. (Quaker Valley High School)
0	Jacob Toppin	F	6-9	205	Sr.	Brooklyn, N.Y. (University of Rhode Island)
34	Oscar Tshiebwe	F	6-9	260	Sr.	Lubumbashi, Democratic Republic of the Congo (West Virginia Univ.)
22	Cason Wallace	G	6-4	193	Fr.	Dallas (Richardson High School)
55	Lance Ware	F	6-9	235	Jr.	Camden, N.J. (Camden High School)
25	Kareem Watkins	G	5-8	175	Jr.	Camden, N.J. (Kingsway Regional High School)
2	Sahvir Wheeler	G	5-9	180	Sr.	Houston (University of Georgia)

## On the Bench

**Head Coach:** John Calipari (Clarion, 1982)  
**Associate to the Head Coach:** James "Bruiser" Flint (St. Joseph's, 1987)  
**Associate Coach:** Orlando Antigua (Pittsburgh, 1995)  
**Assistant Coaches:** Ronald "Chin" Coleman (Lamar, 1997), K.T. Turner (Oklahoma City, 2003)  
**Assoc. AD/Basketball Operations:** Chris Woolard (UCLA, 1997)  
**Director of Player Development:** TJ Beisner (Kentucky, 2008)  
**Director of Basketball Admin.:** Will Barton (Kentucky, 2013)  
**Strength and Conditioning Coach:** Brady Welsh (Eastern Illinois, 2015)  
**Head Athletic Trainer:** Geoffrey Staton (North Carolina, 2007)  
**Equipment Manager:** Mark Evans (Kentucky, 2013)  
**Graduate Assistant Coach:** Riley Welch (Kentucky, 2021)



# POLLS, STATS, MEDIA INFO

## Weekly Media Schedule

all times ET unless indicated otherwise

**17 Thu.**

vs. South Carolina State  
7 p.m. | SEC Network

**18 Fri.**

Media opportunity with  
assistant coach | TBA

3 p.m. practice

Depart for Spokane, Wash.

**19 Sat.**

No media availability

Practice | TBA

**20 Sun.**

at Gonzaga  
7:30 p.m. | ESPN

**21 Mon.**

No media availability

Practice | TBA

UK Healthcare John Calipari  
Radio Show | 7 p.m.

**22 Tue.**

Media opportunity with UK  
players | TBA

3 p.m. practice

**23 Wed.**

vs. North Florida  
4 p.m. | SEC Network

### Communications & PR Staff



#### Deb Moore

Senior Associate Director  
Cell - 859.559.5781  
Email - deb.moore@uky.edu



#### Brett Rybak

Associate Director  
Cell - 440.840.4962  
Email - brett.rybak@uky.edu

### Media Information

#### CREDENTIAL REQUESTS

Requests for single-game credentials will open **14** days prior to the deadline date and close **five** days prior to game day online at sportssystem.com/Kentucky.

#### CREDENTIAL CRITERIA

The University of Kentucky's decision to issue credentials to a media outlet for the purposes of covering a UK basketball home or away event is determined by a variety of factors. They include the following:

- Priority is given to outlets based on circulation size/ household reach/unique site visitors
- Additional consideration is based on amount of original content generated, number of full-time employees of the outlet, length of existence of the outlet and the journalist experience of the reporter(s)
- Attendance at Kentucky media sessions, including Olympic sport opportunities and the intention/ability to cover all 22 sports at Kentucky both at home and on the road, also is considered
- Professionalism, which includes is not limited to conduct at games, press conferences, practices, on social media, etc.

Being granted credentials at another institution/event does not equate to meeting the criteria for the University of Kentucky. Being granted credentials for one UK event does not guarantee approval for other UK events. The University of Kentucky has the right to deny or revoke credentials under its own discretion. Credentialing also is dependent on space availability.

#### INTERVIEW POLICIES-GENERAL

All interviews with University of Kentucky basketball players or staff members must be arranged through the Communications and Public Relations office. Media should never contact a player or coach directly.

The Wildcat Coal Lodge, dormitories, team locker rooms and other team quarters are private team areas. Media members are not permitted in these areas unless accompanied by appropriate university personnel.

#### PRACTICE/PRESS CONFERENCES

Other than announced exceptions, UK basketball practices are closed to the media.

Player interviews are conducted pregame weekly and will be available to all UK media. UK will accept requests for player interviews, but they must be submitted 24 hours prior to the scheduled availability.

Coach John Calipari will meet with members of the media at least once a week in the Memorial Coliseum Media Room.

Game-day shoot-arounds are closed to the media.

#### TELEPHONE PLAYER INTERVIEWS

Telephone interviews are available to the media on a call-back basis. Individual player and coach telephone numbers will not be given to members of the media.

Players are instructed not to conduct interviews when contacted directly by telephone. The Communications and Public Relations office will arrange for telephone interviews at a time most convenient for the student-athlete.

Other special requests are handled on a case-by-case basis.

#### POSTGAME INTERVIEWS

Following each game, there is a cooling-off period, during which time the players shower and dress. Approximately 10 minutes after the game ends, Coach Calipari conducts his postgame press conference while a player speaks to the UK Sports Network.

Following Coach Calipari's press conference in the Rupp Arena interview room and the cooling-off period, selected UK players are available in the interview room.

### The Polls

#### Associated Press Top 25 Nov. 14

1. North Carolina (44)
2. Gonzaga (14)
3. Houston (2)
4. **Kentucky (3)**
5. Baylor
6. Kansas
7. Duke
8. UCLA
9. Arkansas
10. Creighton
11. Texas
12. Indiana
13. Auburn
14. Arizona
15. TCU
16. Virginia
17. San Diego State
18. Alabama
19. Illinois
20. Michigan
21. Dayton
22. Tennessee
23. Texas Tech
24. Texas A&M
25. Connecticut

**Receiving Votes:** Michigan State, Purdue, Villanova, Miami (Fla.), Saint Louis, Xavier, Ohio State, Oregon, Iowa, Memphis, Virginia Tech, Colorado, Arizona State, Toledo, Rutgers, Saint Mary's, Florida, UC Irvine, Grambling State, Seton Hall, Penn State

#### USA Today Coaches Poll Preseason

1. North Carolina (23)
2. Gonzaga (5)
3. Houston (1)
4. **Kentucky (3)**
5. Kansas
6. Baylor
7. UCLA
8. Duke
9. Creighton
10. Arkansas
11. Tennessee
12. Texas
13. Arizona
14. Indiana
15. Auburn
16. TCU
17. Villanova
18. Virginia
19. Alabama
20. San Diego State
21. Oregon
22. Michigan
23. Illinois
24. Texas Tech
25. Dayton

**Receiving Votes:** Purdue, Texas A&M, Miami, UConn, Michigan State, Providence, Iowa, Syracuse, Florida State, Virginia Tech, Southern Cal, Saint Mary's, Wyoming, Wisconsin, UAB, Ohio State, Florida, Iowa State, Xavier, Toledo, Drake, Rutgers, Boise State

### UK in the Rankings (2022-23)

#### Team Rankings

Category	Stat	SEC [NCAA]
Scoring	83.0	2nd [77th]
Scoring Defense	67.0	10th [157th]
Scoring Margin	+16.0	7th [97th]
Free-Throw %	.627	11th [282nd]
Field-Goal %	.461	6th [158th]
Field-Goal % Def.	.351	4th [37th]
3-Point FG %	.426	2nd [29th]
3-Point FG % Def.	.300	7th [135th]
Rebounds Per Game	42.0	7th [71st]
Opponent Rebs. Per Game	36.0	10th
Rebounding Margin	+3.0	10th [182nd]
Blocks Per Game	8.0	2nd [3rd]
Assists Per Game	19.7	2nd [26th]
Steals Per Game	10.3	6th [52nd]
Turnover Margin	+1.7	8th [159th]
Assist-to-TO Ratio	+1.48	2nd [54th]
Off. Rebs. Per Game	11.0	10th [164th]
Def. Rebs. Per Game	31.0	3rd [29th]
Def. Rebound %	.736	8th
Off. Rebound %	.304	11th
3-Point FG Per Game	9.7	3rd [63rd]

#### Individual Rankings

Category/Player	Stat	SEC [NCAA]
Assist-to-TO Ratio/Wallace	2.00	11th [230th]
Assists Per Game/Wallace	6.0	1st [31st]
Blocks Per Game/Onyenso	2.33	5th [39th]
Blocks Per Game/Ware	2.00	7th [52nd]
Double-Doubles/Toppin	1	1st [35th]
Double-Doubles/Tshiebw	1	1st [35th]
Double-Doubles/Wheeler	1	1st [35th]
Field-Goal Perct./Wallace	.556	5th [181st]
Minutes Per Game/Wallace	35:23	3rd [56th]
Minutes Per Game/Fredrick	31:09	13th [318th]
Points Per Game/Reeves	15.0	11th [297th]
Def. Rebs. Per Game/Toppin	6.00	7th [126th]
Rebounds Per Game/Toppin	7.7	12th [175th]
Steals Per Game/Wallace	4.0	1st [4th]
Steals Per Game/Ware	2.0	13th [151st]
3-Point Percentage/Reeves	.524	4th [76th]
3-Pointers Per Game/Reeves	3.67	3rd [28th]
3-Pointers Per Game/Fredrick	2.33	13th [225th]

through Nov. 15

### SEC Standings

Team	SEC Record	Overall Record	Games Back
Missouri	0-0 (.000)	4-0 (1.000)	-
Alabama	0-0 (.000)	3-0 (1.000)	-
Auburn	0-0 (.000)	3-0 (1.000)	-
Mississippi State	0-0 (.000)	3-0 (1.000)	-
Ole Miss	0-0 (.000)	3-0 (1.000)	-
Arkansas	0-0 (.000)	2-0 (1.000)	-
LSU	0-0 (.000)	2-0 (1.000)	-
South Carolina	0-0 (.000)	2-0 (1.000)	-
Texas A&M	0-0 (.000)	2-0 (1.000)	-
Florida	0-0 (.000)	2-1 (.667)	-
Georgia	0-0 (.000)	2-1 (.667)	-
<b>Kentucky</b>	<b>0-0 (.000)</b>	<b>2-1 (.667)</b>	-
Tennessee	0-0 (.000)	1-1 (.500)	-
Vanderbilt	0-0 (.000)	1-2 (.333)	-

as of Nov. 15

### Upcoming in the SEC

#### Nov. 17-21

Contest	Time	TV Network
<b>Thursday, Nov. 17</b>		
Murray State at Texas A&M	4 p.m.	ESPN2
Colorado State at South Carolina	5 p.m.	ESPNU
<b>South Carolina State at Kentucky</b>	<b>7 p.m.</b>	<b>SEC Network</b>
New Orleans at LSU	8 p.m.	SEC Network+
South Dakota at Mississippi State	9 p.m.	SEC Network
<b>Friday, Nov. 18</b>		
Morehead State at Vanderbilt	7 p.m.	SEC Network+
Bucknell at Georgia	7 p.m.	SEC Network
UT Martin at Ole Miss	7:30 p.m.	SEC Network+
Texas Southern at Auburn	8 p.m.	SEC Network
Florida at Florida State	8 p.m.	ACC Network
Jacksonville State at Alabama	9 p.m.	SEC Network
<b>Sunday, Nov. 20</b>		
<b>Kentucky at Gonzaga</b>	<b>7:30 p.m.</b>	<b>ESPN</b>
Mississippi Valley State at Missouri	7:30 p.m.	SEC Network+
<b>Monday, Nov. 21</b>		
Illinois State vs. LSU	11 a.m.	
Louisville vs. Arkansas	5 p.m.	ESPN2
Mississippi State vs. Marquette	8:30 p.m.	FOX Sports 1
Georgia vs. Saint Joseph's	8:30 p.m.	CBS Sports Net.

All times Eastern



# NOTES

## Honoring the Cats

### Oscar Tshiebwe

- Wooden Award preseason watch list
- Naismith Player of the Year watch list
- NABC Player of the Year watch list
- Associated Press Preseason First Team All-America
- CBS Sports Preseason First Team All-America
- The Athletic Preseason First Team All-America
- The Sporting News Preseason First Team All-America
- The Field of 68 Preseason First Team All-America
- Kareem Abdul-Jabbar Award preseason watch list
- Preseason SEC Player of the Year (media)
- Preseason All-SEC First Team (media and coaches)

### Chris Livingston

- Julius Erving Award preseason watch list

### Antonio Reeves

- Jerry West Award preseason watch list

### Cason Wallace

- Wooden Award preseason watch list
- Jerry West Award preseason watch list

### Sahvir Wheeler

- Wooden Award preseason watch list
- Naismith Player of the Year watch list
- Preseason All-SEC First Team (media and coaches)
- Bob Cousy Award preseason watch list

## Clutch Free Throws

Free throws during a two-possession game (six points or less) at any point with 3:00 or less to play or overtime:

Player	FTs	Pct.
Jacob Toppin	3-4	.750
Daimion Collins	1-2	.500
Cason Wallace	2-4	.500
Sahvir Wheeler	1-2	.500
<b>Kentucky</b>	<b>7-11</b>	<b>.635</b>

## Champions Classic Notes

Kentucky dropped an 86-77 double-overtime game to Michigan State on Tuesday in the annual Champions Classic.

- Cason Wallace tied the UK single-game record with eight steals in the contest. Ashton Hagans (vs. North Carolina on Dec. 22, 2018), Rajon Rondo (vs. Mississippi State on Feb. 19, 2005) and Wayne Turner (vs. George Washington on Nov. 24, 1997) are the others to turn the trick
- Oscar Tshiebwe made his season debut and played 34 minutes in his first action of the season. Tshiebwe had a team-high 22 points and a game-high 18 rebounds
- In two games in the event (including last year vs. Duke), Tshiebwe averaged 19.5 points and 19.0 rebounds per game
- The loss marked the first double-overtime loss for the Wildcats since losing to Michigan State in the 2005 NCAA Tournament

## Streaking at Home

With a victory over Ole Miss in the home finale, Kentucky notched a perfect 18-0 record in Rupp Arena for 2021-22. With its win over Duquesne on Friday, Kentucky extended its home winning streak to 21 games. That mark is the longest current home winning streak in the Southeastern Conference.

- 2021-22 was the 14th perfect season in the 46-year history of Rupp Arena
- It marked the sixth time under Calipari the Cats were perfect at home. Calipari's teams were also spotless in 2009-10, 2010-11, 2011-12, 2014-15 and 2015-16
- UK is 634-77 (89.2%) in Rupp Arena in program history
- The Cats are 207-17 (92.4%) under Calipari
- Calipari owns the venue's longest winning streak at 54 games

## Historic Opener

With a 95-63 win over Howard to open the 2022-23 campaign, a few Wildcats set records along the way.

- Cason Wallace recorded the second-most assists in a UK freshman debut, while becoming the first UK freshman in school history to have at least 15 points, eight rebounds, and nine assists in a collegiate debut
- Wallace was one of only two freshmen to accomplish the season-opening feat since the 2010-11 season, joining Lonzo Ball, who went for 19 points, 11 assists, eight rebounds and two steals in a 119-80 win over Pacific on Nov. 11, 2016
- Antonio Reeves sunk a game-high six 3-pointers, which is a record for any UK player in his debut with the Cats
- Lance Ware totaled four steals, the most in a Kentucky season-opener since Knox and Gilgeous-Alexander each had four in a 73-63 win over Utah Valley Nov. 10, 2017

## Cats Began Season Ranked No. 4

For the 13th time in 14 seasons under head coach John Calipari, the Kentucky men's basketball team began the season among the preseason top 10 in the Associated Press Top 25. The Wildcats were tabbed No. 4.

- Including this season, Calipari's teams have been ranked inside the top five 11 times
- Eight Kentucky opponents enter the 2022-23 season ranked in the AP Top 25, including four nonconference opponents
- UK will have 10 total matchups in 2022-23 against top-25 opponents

## Wildcats Picked to Win SEC

The Kentucky men's basketball team, under the direction of 14th-year head coach John Calipari, was picked by the league's media to win the 2023 Southeastern Conference title. In addition to the preseason poll, senior Oscar Tshiebwe was tabbed the preseason SEC Player of the Year. Tshiebwe was joined on the preseason All-SEC First Team by fellow senior Sahvir Wheeler for both the media's selections as well as the league's coaches.

- UK has won the regular-season title 49 times in the history of the program
- Kentucky has captured the SEC Tournament crown 31 times
- It's the 17th time since the 1998-99 season the Wildcats are the SEC preseason favorite
- Calipari has directed his teams to regular-season SEC crowns in 2010, 2012, 2015, 2016, 2017 and 2020
- Kentucky has claimed the SEC Tournament title six times under

his direction in 2010, 2011, 2015, 2016, 2017 and 2018

## Wildcats Ink Five for 2023

Kentucky men's basketball head coach John Calipari announced the signing of five standout student-athletes to the program's 2023 signing class on Nov. 14. Aaron Bradshaw, Robert Dillingham, Justin Edwards, Reed Sheppard and D.J. Wagner each inked national letters of intent with UK during the fall signing period.

In every season but one of the Calipari era, the Wildcats have signed a top-three recruiting class according to the Recruiting Services Consensus Index, which tallies major recruiting rankings and plugs them into a formula to calculate a consensus ranking. With the additions, Kentucky has signed 72 top-50 recruits, 57 top-25 players and 33 top-10 players (according to Rivals) in what will now be Calipari's 15 recruiting classes at Kentucky.

- **Aaron Bradshaw (Roselle, N.J.):** Forward | 7-0, 210 points | No. 4 overall by 247Sports, No. 5 by ESPN and No. 8 by Rivals | Averaged 8.9 points, 7.4 rebounds and 3.2 blocks per game as a junior while helping Camden to the NJSIAA Group 2 state championship | Played for NJ Scholars on the EYBL circuit last summer, averaging 12.7 points, 7.3 rebounds and 2.0 blocks | Tallied three double-doubles during Peach Jam in July
- **Robert Dillingham (Hickory, N.C.):** Guard | 6-2, 160 pounds | No. 6 overall by Rivals, No. 8 by ESPN and No. 13 by 247Sports | Averaged 21.2 points, 4.9 rebounds and 2.1 steals per game as a sophomore at Combine Academy, leading the team to a 29-3 record and a non-association state title | Joined Overtime Elite in November | Charlotte Observer High School Basketball Player of the Year in 2020-21 | 2021 FIBA Americas U16 Championship MVP, averaging 15.7 points and 6.2 assists in more than 20 minutes per game
- **Justin Edwards (Philadelphia):** Guard | 6-8, 190 pounds | No. 2 overall by Rivals and ESPN and No. 3 by 247Sports | Led Imhotep Charter to the Class 5A state title as a junior last season, averaging 18.3 points and 8.3 rebounds per game | Helped Team Final advance to Peach Jam quarterfinals after shooting 39.5% from deep while averaging 15.3 points and 7.0 rebounds per game
- **Reed Sheppard (London, Ky.):** Guard | 6-3, 180 pounds | No. 22 overall by Rivals, No. 26 by ESPN and No. 44 by 247Sports | Led North Laurel to the state Sweet 16, averaging 25.2 points, 7.6 assists, 6.8 rebounds and 4.4 steals per game as a junior | 2022 Kentucky Gatorade Player of the Year | Both parents, Jeff and Stacey, played basketball at Kentucky | Jeff was a member of 1996 and 1998 national championship teams, earning Final Four MVP in 1998, while Stacey still sits as the Wildcats' No. 14 all-time scorer
- **D.J. Wagner (Camden, N.J.):** Guard | 6-3, 175 pounds | No. 1 overall by ESPN, No. 2 by 247Sports and No. 3 by Rivals | Averaged 19.6 points, 4.3 rebounds, 3.3 assists and 3.1 steals per contest as a junior, helping Camden to the NJSIAA Group 2 state championship | Named 2021 and 2022 New Jersey Gatorade Player of the Year | Son of former Memphis and NBA guard Dajuan Wagner and grandson of former Louisville and professional guard Milt Wagner

## Veterans and Depth and Talent - Oh, My!

For the second straight season, John Calipari has constructed his roster with key veterans, an impact transfer and talented newcomers.

- UK is returning seven players from its 26-8 squad that earned a No. 2 overall seed in the NCAA Tournament
- Kentucky returns 58.4% of its rebounding, 51.8% of its assists, 44.3% of its scoring and 42.9% of its minutes
- The Cats welcomed in senior transfer guard Antonio Reeves from Illinois State. Reeves ranked in the top 20 nationally in points per game as a junior, scoring 20.1
- Calipari inked top-10 prospects Cason Wallace and Chris Livingston who were both Gatorade State Players of the Year and McDonald's All Americans
- Adou Thiero and Ugonna Onyenso signed in the late period. Thiero is a fast-rising prospect who led his team to a state runner-up, while Onyenso was a top-25 prospect in the 2023 class and reclassified after helping Putnam Science Academy win the national title



# NOTES

## 2022-23 Lead-Deficit Comparison

Opponent	Biggest Lead	Biggest Deficit	Biggest Run	Changes	Ties	Led	Trailed	Result
HOWARD	38 (2nd)	1 (1st)	12-0	2	1	38:54	0:24	W, 95-63
DUQUESNE	25 (2nd)	3 (1st)	7-0	3	1	37:13	1:51	W, 77-52
vs. Michigan St.	7 (1st)	9 (2nd OT)	7-0	10	14	33:29	7:18	L, 86-77 <sup>2OT</sup>
S.C. STATE								
at Gonzaga								
NORTH FLORIDA								
BELLARMINE								
vs. Michigan								
YALE								
vs. UCLA								
FLORIDA A&M								
at Missouri								
LOUISVILLE								
LSU								
at Alabama								
SOUTH CAROLINA								
at Tennessee								
GEORGIA								
TEXAS A&M								
at Vanderbilt								
KANSAS								
at Ole Miss								
FLORIDA								
ARKANSAS								
at Georgia								
at Mississippi St.								
TENNESSEE								
at Florida								
AUBURN								
VANDERBILT								
at Arkansas								
<b>BIGGEST/MOST</b>	<b>38</b>	<b>9</b>	<b>12-0</b>	<b>10</b>	<b>14</b>	<b>38:54</b>	<b>7:18</b>	
<b>TOTALS</b>						<b>109:36</b>	<b>9:33</b>	

## #OscarWorthy: National Player of the Year Returns for Encore

Oscar Tshiebwe achieved something no player in Kentucky basketball history had ever done before. He was voted as the unanimous National Player of the Year in 2021-22, winning all six major honors: The Sporting News, The Associated Press, USBWA Oscar Robertson Award, NABC, Wooden Award and the Naismith Award. More on Tshiebwe's record-setting 2021-22 campaign:

- Unanimous First-Team All-America selection
- Southeastern Conference Player of the Year
- First-team All-SEC (coaches and media)
- SEC All-Defensive Team (coaches)
- UK single-season record 28 double-doubles
- Team-high 17.4 points and nation-leading 15.1 rebounds per game
- Five games with 20 or more rebounds
- Had 515 boards, the third-most in UK single-season history
- Became the first major-conference player since Bill Walton in 1973 to average at least 15 points and at least 15 rebounds
- Set a Rupp Arena record with 28 rebounds against Western Kentucky
- Became a 1,000-point collegiate scorer

## Calipari Receives Jefferson Award

Kentucky men's basketball head coach John Calipari received the Jefferson Award for Outstanding Public Service in Sports by Multiplying Good on Nov. 2. For more than 50 years, Multiplying Good has honored those who put others first. Those receiving the Jefferson Award are empowered to do more, while their stories of extraordinary public service inspire others to action. It is an award that underscores impact.

- Founded over 50 years ago by Jackie Kennedy Onassis, Sen. Bob Taft Jr., and Sam Beard, Multiplying Good is the world's most foremost and highly celebrated organization focused on and honoring public service
- Other recipients of the Jefferson Award include Arthur Ashe, Tom Brokaw, Larry Fitzgerald, Betty Ford, John Glenn, Bob Hope, Steve Jobs, Shaquille O'Neal, General Colin Powell, John D. Rockefeller and Oprah Winfrey
- Calipari is the first men's college basketball coach to receive the honor

## Five Players on National Watch Lists

Five Wildcats -- Chris Livingston, Antonio Reeves, Oscar Tshiebwe, Cason Wallace and Sahvir Wheeler -- are on major national watch lists to begin the season.

Reeves and Wallace are two of 20 players on the preseason watch list for the Jerry West Award (best shooting guard), while Livingston is on the Julius Erving Award list (best small forward), Tshiebwe is looking to repeat as a winner for the Kareem Abdul-Jabbar honor (best center) and Wheeler was picked as a Bob Cousy Award (best point guard) early-season favorite.

- Tshiebwe has been a unanimous selection to preseason All-America teams
- Tshiebwe and Wheeler were selected to the Naismith Trophy Player of the Year watch list, while Tshiebwe also was named to the NABC Player of the Year Award watch list
- Tshiebwe, Wallace and Wheeler each were named to the Wooden Award watch list
- In its history, Kentucky's Malik Monk (2017) won the West Award, Tyler Ulis (2016) captured the Cousy Award and Tshiebwe (2022) was tabbed the Abdul-Jabbar winner
- Wheeler was a finalist for the Cousy Award in 2021-22

## Cats Give Back

As part of the University of Kentucky's commitment to the people of the Commonwealth and Big Blue Nation around the globe, the Wildcats continue to give back to those in need.

- All ticket revenue from the Cats' annual Blue-White Game, more than \$160,000, went to Team Eastern Kentucky Flood Relief for those impacted by the devastating floods this summer. The team also participated in multiple community service activities in the area prior to the exhibition held in Pikeville, Kentucky
- Kentucky's men's and women's basketball team partnered with the Mamba and Mambacita Foundation to host a youth skills academy for underprivileged local boys and girls



# NOTES

- In partnership with Samaritan's Feet, coach John Calipari and several other Kentucky coaches handed out 10,000 pairs of shoes in eastern Kentucky in August. The Cats also spent a morning with the organization on their trip to the Bahamas, washing feet and delivering shoes to those in need
- In August, Kentucky's open practice in conjunction with a telethon hosted by Joe and Kelly Craft, LEX 18, the American Red Cross and Rupp Arena for Kentucky Flood Relief, raised more than \$2 million for flood relief
- Calipari and the Wildcats traveled to five cities throughout the state this summer in conjunction with Kroger to raise funds for Kentuckians affected by the tornadoes that ravaged the state in December of 2021

## Key to Success

John Calipari uncovered one major difference in his early seasons as Kentucky's head coach vs. the last -- the number of blocked shots per game. Calipari has put an added emphasis on the 2022-23 roster to contest shots.

The Cats blocked 11 shots in the win over Duquesne. Freshman Ugonna Onyenso totaled seven through the first two games, the third most by any UK player in his first two career games. Anthony Davis paces the pack after having 12 in his first two outings in 2011-12.

Consider:

Season	Blocks Per Game	Leader (per game avg.)
2022-23	8.0	Tshiebwe (4.0)
2021-22	4.2	Tshiebwe (1.6)
2020-21	5.9	Jackson (2.6)
2019-20	4.9	Richards (2.1)
2018-19	4.8	Richards (1.3)
2017-18	4.8	Gabriel (1.1)
2016-17	5.3	Adebayo (1.5)
2015-16	5.8	Lee/Labissiere (1.6)
2014-15	6.9	Towns (2.3)
2013-14	5.9	Cauley-Stein (2.9)
2012-13	6.6	Noel (4.4)
2011-12	8.6	Davis (4.7)
2010-11	6.3	Jones (1.9)
2009-10	7.2	Cousins (1.8)

## Big-Game Cal, Cats

John Calipari's teams aren't just good against the best teams in the country, they're great. Some notes about Cal's teams against the best:

- Not only does Kentucky own a 67-44 record (60.4%) vs. Associated Press Top 25 teams under John Calipari, UK is 7-4 when both teams are ranked in the AP top five
- All-time, Calipari is 13-8 when both teams are ranked in the AP top five
- When both teams are ranked in the AP Top 25, Calipari's all-time record is 89-64, including a 58-36 mark at Kentucky
- When both are ranked in the top 10 he has a 27-21 record, including 16-14 at UK
- By defeating top-ranked Michigan State to start the 2019-20 season, UK knocked off the No. 1 team in consecutive seasons for the first time in school history. Kentucky downed Tennessee on Feb. 19, 2019
- With the win over MSU to begin 2019-20, the Wildcats have nine victories over the No. 1

team in 25 tries in program history

- Calipari improved to 6-4 vs. the No. 1 team in his career with the win vs. Michigan State, including 3-2 at Kentucky. According to ESPN, Calipari is the only coach with a winning (.600) percentage against No. 1 ranked teams with a minimum of 10 games faced against the No. 1.

## S-E-C! S-E-C! S-E-C!

Kentucky is the Southeastern Conference's gold standard. Since the SEC's inception in 1932-33, the Wildcats are the most dominant team in the league, recording a 1,034-297 mark (77.7%) in regular-season conference play. Only Alabama has won more than 800 regular-season SEC games and no other team owns a better winning percentage.

- UK has averaged 11.6 wins and only 3.3 losses per season in 89 seasons in the SEC (including the current season)
- Kentucky has won 49 SEC regular-season titles and 31 SEC Tournament championships
- The Wildcats have won 16 of the last 29 SEC Tournaments (the 2020 one was not played because of the COVID-19 pandemic)
- UK has captured at least a share of six of the last 13 SEC regular-season championships under John Calipari
- Kentucky has played in the championship game of the SEC Tournament in eight of Calipari's 11 tourneys, winning six times (2020 tournament not played because of COVID)
- UK won its 1,000th game in SEC regular-season action vs. Alabama on Jan. 11, 2020. Kansas has won 1,000 conference games when combining its records in the Big 6, Big 7, Big 8 and Big 12, but no other team in the country had won 1,000 or more regular-season league games in one conference alone
- Six teams made the 2022 NCAA Tournament field with Arkansas reaching the Elite Eight
- The SEC has had 27 NCAA Tournament selections over the last four tournaments, the third most. Only the Big 10 (30) and Atlantic Coast Conference (28) have had more
- The SEC went 5-6 in NCAA Tournament games in 2022. SEC teams are 78-49 (61.4%) in the NCAA tourney since 2012
- The league has advanced at least one team to the Elite Eight in 10 of the last 12 tournaments and nine different SEC teams have advanced to the Sweet Sixteen in the last five NCAA Tournaments
- The SEC has held its own in the annual Big 12/SEC Challenge. The SEC leads 31-28 over the last six seasons in the yearly January showdown and won outright in 2021 and '22
- Six SEC teams are ranked in the Nov. 14 Associated Press Top 25, with Florida receiving votes

## Calipari Leading the Way in SEC Play

John Calipari leads the way among all current SEC head coaches in 2022-23 in career wins, league victories and titles. He is also ascending the all-time charts in league history:

- Calipari owns 367 victories as UK's head coach, ranking as the fourth-most wins by a coach leading an SEC program in the conference's history. Adolph Rupp (875), Billy Donovan (467) and Dale Brown (448) are the only others who have more
- Calipari ranks seventh all-time in SEC regular-season wins with 173. Rupp (397) has the most. Calipari needs just six more to pass Harry Rabenhorst (178) for sixth place
- Calipari is 24-5 in the SEC Tournament. His 24 victories are tied with Tubby Smith for the third-most in tournament history. Only Donovan (27) and Wimp Anderson (25) have more
- Calipari has won six SEC Tournament titles. Only Alabama (7) has more in program history than Calipari has won in total

## Measurables



Daimion Collins

### Wing Span

### Max Vertical

### Hand Width

### 3/4-Court Sprint

### Shuttle Run

T1. Ugonna Onyenso - 7'4"	1. Daimion Collins - 46.5"	1. Oscar Tshiebwe - 10.75"	1. Jacob Toppin - 3.09	1. Cason Wallace - 10.03
T1. Oscar Tshiebwe - 7'4"	2. Jacob Toppin - 45.0"	T2. Daimion Collins - 9.75"	2. Sahvir Wheeler - 3.18	2. Antonio Reeves - 10.45
3. Daimion Collins - 7'3"	3. Kareem Watkins - 43.0"	T2. Jacob Toppin - 9.75"	3. Oscar Tshiebwe - 3.20	3. Sahvir Wheeler - 10.49
4. Lance Ware - 7'1"	4. Cason Wallace - 42.0"	T2. Lance Ware - 9.75"	T4. Daimion Collins - 3.22	4. Brennan Canada - 10.83
5. Adou Thiero - 6'11"	5. Adou Thiero - 41.0"	T5. Ugonna Onyenso - 9.5"	T4. Antonio Reeves - 3.22	5. Lance Ware - 10.86
		T5. Adou Thiero - 9.5"	T4. Adou Thiero - 3.22	

## Quick Facts

### GENERAL INFORMATION

<b>Location:</b> Lexington, Ky.
<b>Enrollment:</b> 31,800
<b>Founded:</b> 1865
<b>Colors:</b> Blue and White
<b>Nickname:</b> Wildcats
<b>Conference:</b> Southeastern Conference
<b>All-Time Record:</b> 2,355-737-1 (76.2%)
<b>Arena:</b> Rupp Arena (20,500)
<b>Rupp Arena Record:</b> 635-77 (89.2%) - 47th season
<b>NCAA Championships:</b> 8 (1948, '49, '51, '58, '78, '96, '98, 2012)
<b>NCAA Runners-Up:</b> 4 (1966, '75, '97, 2014)
<b>NCAA Tournament Record:</b> 129-53 (70.9%)
<b>Last NCAAT Appearance:</b> 2022, First Round
<b>President:</b> Dr. Eli Capilouto (Alabama, 1971)
<b>Athletics Director:</b> Mitch Barnhart (Ottawa, 1981)
<b>MBB Administrator:</b> Kevin Sergent (UNC, 2004)
<b>Head Coach:</b> John Calipari (Clarion, 1982)
<b>Calipari On-Court Record:</b> 812-242 (77.0%)
<b>Calipari UK Record:</b> 367-102 (78.3%)
<b>Athletics Phone Number:</b> 859.257.8000
<b>Starters Returning/Lost:</b> 2/3
<b>Players Returning/Lost:</b> 7/8



# NOTES

## Cats Deliver the Knockout Punch

Kentucky is 312-13 (96.0%) in the John Calipari era when leading by at least 10 points at any time in the contest. Ten of the 13 losses in the Calipari era are to conference opponents.

Perhaps most impressive of all is that 69.3% of games Calipari has coached in at Kentucky have produced 10-point leads at some point during the game for UK. The Wildcats have led by 10 points or more in a whopping 85.0% of Calipari's 367 career wins at Kentucky.

## Hold Them to 55 Points, 40%

Defense has always been a recipe for success for the Wildcats under John Calipari. The special ingredient: 55 points. Kentucky is a perfect 84-0 under Calipari when holding the opponent to 55 points or fewer, including 1-0 this season after limiting Duquesne to 52 points.

The Wildcats are 204-9 (95.8%) under Calipari when limiting the opponent to 63 points or less, including 2-0 this season. Kentucky also fares well when it keeps the competition to 40% or less from the floor. UK is 224-24 (90.3%) vs. opponents under Calipari when its field-goal percentage is 40% or less. Kentucky has held two of its first three opponents below 40%.

## Always Efficient

According to Ken Pomeroy's calculations on kenpom.com, Kentucky teams under John Calipari have consistently ranked among the most efficient teams in the country per possession. Kentucky sits atop Pomeroy's rankings through Nov. 15.

Season	Offense (Rank)	Defense (Rank)	Overall
2022-23	114.2 (4)	85.8 (3)	1st
2021-22	120.0 (5)	94.3 (36)	6th
2020-21	108.0 (84)	93.1 (35)	49th
2019-20	112.7 (24)	95.1 (52)	29th
2018-19	117.6 (14)	90.1 (8)	8th
2017-18	115.8 (24)	95.4 (22)	17th
2016-17	119.1 (12)	91.4 (7)	4th
2015-16	120.4 (5)	98.0 (53)	6th
2014-15	119.3 (5)	86.5 (2)	1st
2013-14	117.6 (10)	96.9 (41)	11th
2012-13	108.8 (42)	99.1 (129)	42nd
2011-12	122.9 (2)	88.2 (9)	1st
2010-11	118.1 (7)	90.4 (15)	6th
2009-10	116.1 (15)	86.2 (6)	3rd

## Cats Don't (Historically) Count on the 3

Kentucky has never been reliant on the 3 under John Calipari. Even with more shooters at their disposal, the 2021-22 season was not an exception for the Wildcats. However, the 2022-23 squad looks poised to be one of Calipari's best from long range. Kentucky is averaging 34.9% of its points from distance while 35.2% of its field-goal attempts are from 3-point range.

Not only are the Cats shooting from distance, they're converting their attempts as well. Sharpshooter Antonio Reeves has drained 11, while CJ Fredrick has knocked down seven thus far. Combined, the duo is 18-39 (46.2%) from 3-point range.

The highest percentage of 3-point shots taken under Calipari was the 2010-11 Final Four team that lofted 32.4% of its shots from beyond the arc. That team is also Calipari's top 3-point shooting team at Kentucky. The most attempts per game in the Calipari era was the 2016-17 squad that took 19.89 3-point shots per game. This team is averaging 22.7 attempts per game thus far.

Not relying on the 3 certainly hasn't hurt the Wildcats. UK is 10-3 all-time under Calipari when making one or fewer from long range.

Year	% of Attempts from 3	3-Point FG%
2009-10:	.313	.331 (lowest)
2010-11:	.324	.397
2011-12:	.265	.378
2012-13:	.293	.346
2013-14:	.276	.332
2014-15:	.271 (lowest)	.349
2015-16:	.310	.366
2016-17:	.316	.353
2017-18:	.258	.357
2018-19:	.296	.354
2019-20:	.266	.343
2020-21:	.322	.336
2021-22:	.279	.347
2022-23	.352 (highest)	.426 (highest)

## Taking Care of Business

Kentucky's 68-44 record vs. opponents ranked in the Associated Press Top 25 in John Calipari's tenure is impressive, but the Wildcats' ability to beat all-comers can't be overlooked. Under Calipari, UK is 300-58 vs. unranked competition, 83.8%.

## Cleaning the Glass

With Oscar Tshiebwe leading the nation in rebounding, Kentucky was one of the top teams in the country on the boards a season ago. Kentucky led the country in rebounding margin (plus-9.7 per game) and set a record under Calipari. In his first action of 2022-23, Tshiebwe picked up right where he left off, pulling down a game-high 18 boards against Michigan State. As a team, UK is plus-3.0 and is also averaging 10.3 offensive rebounds per game.

- UK was also 14th in total rebounds per game (40.1) and 12th in offensive boards per game (12.9) a year ago
- Kentucky was fourth in the country in offensive rebounding percentage (37.7%) according to KenPom.com

## Points Per Possession

Game	Off. PPP	Def. PPP
HOWARD	1.25	0.83
DUQUESNE	1.08	0.73
vs. Michigan State	0.92	1.02
SOUTH CAROLINA STATE		
at Gonzaga		
NORTH FLORIDA		
BELLARMINE		
vs. Michigan		
YALE		
vs. UCLA		
FLORIDA A&M		
at Missouri		
LOUISVILLE		
LSU		
at Alabama		
SOUTH CAROLINA		
at Tennessee		
GEORGIA		
TEXAS A&M		
at Vanderbilt		
KANSAS		
at Ole Miss		
FLORIDA		
ARKANSAS		
at Georgia		
at Mississippi State		
TENNESSEE		
at Florida		
AUBURN		
VANDERBILT		
at Arkansas		

## Overall

UK offensive high - 1.25, HOWARD  
UK offensive low - 0.92, vs. Michigan State

Opponent offensive high - 1.02, vs. Mich. State  
Opponent offensive low - 0.73, DUQUESNE



# NOTES

## UK Leads with 27 on NBA Opening-Day Rosters

Kentucky men's basketball's ability to develop and prepare players for the next step continues to manifest itself as 27 former Wildcat student-athletes appear on NBA opening-day rosters. Kentucky led the nation for the 11th consecutive season with the most alumni on opening-day rosters.

- The total of 27 players on NBA opening-day rosters (including two-way and inactive players) that played and finished their college basketball careers at Kentucky is more than any other college program in the country. Duke, with 24, is the only other school with more than 20 players in the NBA.
- Of the 17 NBA franchises featuring a Wildcat, eight have multiple Kentucky players. Detroit and Sacramento each have a trio of Wildcats on their roster while the Clippers, Lakers, Heat, Knicks, Hornets and Trail Blazers each have two.
- In 13 seasons under head coach John Calipari, 45 players have been selected in the NBA Draft, including 34 first-round selections and three No. 1 overall picks (Anthony Davis, Karl-Anthony Towns and John Wall)
- Calipari has a streak of 15 consecutive drafts with a first-round pick dating back to his time at Memphis
- Calipari is one of only two coaches in the history of the sport to have four players drafted No. 1 overall (Derrick Rose – 2008, Wall – 2010, Davis – 2012, Towns – 2015)
- Using figures compiled by basketball-reference.com and spotrac.com, Calipari-coached players have amassed more than \$3.5 billion in career NBA contracts

In the 13 seasons Calipari has been the head coach at Kentucky, his players have totaled nearly \$3 billion in NBA contracts. In the 2022-23 season alone, former UK players are slated to make nearly \$330 million

## Best in the Bluegrass

Kentucky is 21-3 against in-state foes with John Calipari at the helm, including an 11-3 mark vs. Louisville.

Two of the victories over the Cardinals were during postseason play. The Wildcats have won all six meetings played inside Rupp Arena, including a 29-point win in 2017-18, the third-largest margin of victory in the history of the series. UofL's three wins are by a combined nine points.

Here is a list of the meetings between the state's two premier programs in the Calipari era:

- Jan. 2, 2010 - UK won 71-62 at Rupp Arena
- Dec. 31, 2010 - UK won 78-63 at the KFC Yum! Center
- Dec. 31, 2011 - UK won 69-62 at Rupp Arena
- March 31, 2012 - UK won 69-61 at the Superdome (NCAA Final Four in New Orleans)
- Dec. 29, 2012 - Louisville won 80-77 at the KFC Yum! Center
- Dec. 28, 2013 - UK won 73-66 at Rupp Arena

- March 28, 2014 - UK won 74-69 at Lucas Oil Stadium (NCAA Sweet Sixteen in Indianapolis)
- Dec. 27, 2014 - UK won 58-50 at the KFC Yum! Center
- Dec. 26, 2015 - UK won 75-73 at Rupp Arena
- Dec. 21, 2016 - Louisville won 73-70 at the KFC Yum! Center
- Dec. 29, 2017 - UK won 90-61 at Rupp Arena
- Dec. 29, 2018 - UK won 71-58 at the KFC Yum! Center
- Dec. 28, 2019 - UK won 78-70 (OT) at Rupp Arena
- Dec. 26, 2020 - Louisville won 62-59 at KFC Yum! Center

## Turner Joins Cats' Staff

K.T. Turner, who has been a mainstay in the college basketball coaching profession for nearly 20 years, joined the Kentucky staff in June as its newest assistant coach.

- Turner comes to Lexington after spending one season with Oklahoma as an associate head coach under Porter Moser in his first year as head coach. The Sooners went 19-16 and advanced to the second round of the National Invitation Tournament
- Prior to his stop in Norman, Oklahoma, Turner was the associate head coach at Texas in 2020-21. The Longhorns amassed a 19-8 overall mark, won the Big 12 Championship and earned a No. 3 seed in the NCAA Tournament
- Among Turner's other stops are a seven-year stint at SMU in which the Mustangs claimed a pair of American Athletic Conference regular-season and tournament titles and a year at Wichita State that saw the Shockers post a 30-9 record while advancing to the Final Four

## UK's Record vs. AP Ranked Opponents and as an AP Ranked Opponent Under Cal

Kentucky (RK)	Opponent Rank																									RV	NR	TOTAL	
	1	2	3	4	5	6	7	8	9	10	11	12	13	14	15	16	17	18	19	20	21	22	23	24	25				
1	-	0-1	0-1	1-0	2-0	2-0	-	2-0	1-0	-	0-1	-	-	-	2-0	1-0	1-0	-	1-0	3-0	1-0	-	-	-	6-2	46-3	69-8		
2	1-0	-	-	0-1	1-0	0-1	-	-	-	-	1-0	1-0	-	1-0	-	1-0	-	0-1	-	-	-	-	-	-	4-0	24-0	34-3		
3	-	-	-	1-0	-	-	-	-	0-1	-	-	1-0	-	-	-	-	-	-	-	0-1	-	-	-	-	-	1-0	17-0	20-2	
4	-	0-1	-	-	-	-	0-1	0-1	-	-	-	-	-	1-0	-	0-1	-	-	-	-	-	-	-	-	2-0	2-0	11-2	16-6	
5	1-0	-	-	-	-	0-1	-	-	0-1	1-0	-	-	-	-	-	-	-	-	0-1	-	-	-	-	1-0	-	2-0	13-0	18-3	
6	-	-	-	-	0-1	-	1-0	1-0	-	0-1	-	-	-	-	-	-	-	0-1	1-0	-	-	-	-	-	-	2-0	9-2	14-5	
7	-	-	-	0-1	-	-	-	-	-	-	1-0	-	-	0-1	-	-	-	-	1-0	-	-	-	-	-	-	-	7-2	9-4	
8	-	-	-	-	-	-	-	-	1-0	-	-	-	1-0	-	1-0	-	-	-	-	-	-	-	1-0	-	0-1	-	2-3	13-0	19-4
9	-	-	-	-	-	-	-	-	-	-	-	-	-	-	-	-	-	-	-	-	-	-	-	-	-	-	9-2	9-2	
10	-	-	-	-	-	-	-	-	0-1	-	-	-	-	0-1	-	-	-	-	-	-	-	-	-	-	-	3-4	15-3	18-9	
11	1-0	-	-	-	-	-	1-0	-	0-1	-	-	-	1-0	-	-	-	0-1	-	-	-	-	2-0	-	-	-	-	6-1	11-3	
12	-	0-1	-	-	1-0	-	-	-	-	-	-	-	-	1-0	-	1-0	-	-	-	-	-	-	-	-	-	2-0	5-1	10-2	
13	-	-	-	-	-	-	-	-	-	-	-	-	-	-	-	0-1	-	-	-	-	-	-	-	-	-	1-0	8-2	9-3	
14	-	-	0-1	-	-	-	-	-	-	-	-	-	-	-	-	-	-	-	-	-	-	-	-	-	-	1-1	9-1	10-3	
15	-	-	-	-	-	-	-	-	-	-	-	1-0	-	-	-	-	-	1-0	-	-	-	-	-	-	-	1-0	6-0	9-0	
16	-	-	-	-	-	-	-	-	-	-	-	-	-	-	-	1-0	-	-	-	-	0-1	-	-	-	-	2-0	5-1	8-2	
17	-	-	-	-	-	-	-	-	-	-	-	-	-	-	-	-	-	-	-	-	-	-	1-1	-	-	-	4-2	5-3	
18	-	-	-	-	-	-	-	-	-	-	-	-	-	-	-	-	-	-	-	-	-	1-0	0-1	-	-	-	3-2	9-1	13-4
19	-	-	1-0	1-0	-	-	-	-	1-0	-	-	-	-	-	-	-	-	-	-	-	-	-	-	-	-	-	2-0	5-0	
20	-	-	-	0-1	-	-	0-1	-	-	-	-	-	-	-	-	-	-	-	-	-	1-0	-	-	-	-	-	4-2	5-4	
21	-	-	-	-	-	-	-	-	-	-	-	-	-	-	-	-	-	-	-	-	-	-	-	-	-	2-0	2-1	4-1	
22	-	-	-	-	-	-	-	-	-	-	-	1-0	-	-	-	-	-	-	-	-	-	-	-	-	-	1-0	5-1	7-1	
23	-	-	-	-	-	-	-	-	-	-	-	-	-	-	-	-	-	-	-	-	-	-	-	-	-	0-1	3-0	3-1	
24	-	-	-	-	-	-	-	-	-	-	-	-	-	0-1	-	-	-	-	-	-	-	-	-	-	-	-	0-1	0-2	
25	0-1	-	-	-	-	-	0-1	-	-	-	-	-	-	-	-	-	-	-	-	-	-	-	-	-	-	-	1-1	1-3	
RV	0-1	1-0	-	-	1-0	-	2-0	-	-	0-1	-	1-0	1-0	-	-	-	-	0-1	-	-	-	-	-	-	-	-	-	-	
NR	-	-	-	0-1	-	-	-	-	0-1	-	1-1	-	-	-	1-0	-	0-1	1-0	-	-	0-1	-	-	-	-	-	-	-	
TOTAL	3-2	1-3	1-2	3-4	5-1	2-2	4-3	3-1	3-5	1-2	2-2	4-0	5-0	2-2	2-1	4-1	3-1	2-4	3-2	1-1	4-1	5-1	1-2	1-1	1-0	Total	326-78		
																										Total	67-44		





# NOTES

## All-Time Winningest Schools

SCHOOL	WINS
1. Kansas	2,360
<b>2. Kentucky</b>	<b>2,355</b>
3. North Carolina	2,326
4. Duke	2,248
5. Temple	1,963
6. UCLA	1,958
7. Syracuse	1,957
8. Notre Dame	1,941
9. St. John's	1,907
10. Indiana	1,892

\*through games on Nov. 15

## UK Leaders in Career Rebounds

Player (Years played)	Rebounds
1. Dan Issel (1968-70)	1,078
2. Frank Ramsey (1951-54)	1,038
---	
37. Bill Lickert (1959-61)	554
38. Keith Bogans (2000-03)	553
39. Billy Evans (1952-55)	549
Reggie Hanson (1988-91)	549
41. Kevin Grevey (1973-75)	547
42. Bob Guyette (1973-75)	541
43. Deron Feldhaus (1988-92)	540
<b>44. Oscar Tshiebwe (2022-23)</b>	<b>533</b>

## UK Leaders in Career Assists

Player (Years played)	Assists
1. Dirk Minniefield (1980-83)	646
2. Anthony Epps (1994-97)	544
---	
33. Isaiah Briscoe (2016-17)	259
34. Tayshaun Prince (1999-02)	255
35. Jim Master (1981-84)	254
36. John Wall (2010)	241
37. Scott Padgett (1995-99)	238
38. Patrick Sparks (2005-06)	236
39. Gerald Fitch (2001-04)	232
<b>40. Sahvir Wheeler (2022-23)</b>	<b>226</b>

## Lineup Comparison

Most Frequent Lineups	Total Minutes	Points For	Points Against	+/-	+/- Per 40 Min.
Toppin, Fredrick, Wallace, Livingston, Ware	38:03	65	44	+21	+22.08
Toppin, Fredrick, Wallace, Reeves, Onyenso	9:30	19	24	-5	-21.05
Toppin, Fredrick, Reeves, Onyenso, Wheeler	5:32	15	7	+8	+57.83
Toppin, Fredrick, Wallace, Wheeler, Tshiebwe	5:31	7	9	-2	-14.50
Toppin, Wallace, Reeves, Onyenso, Thiero	5:27	14	13	+1	+7.34
Toppin, Fredrick, Wallace, Ware, Reeves	4:53	10	10	+0	+0.00
Wallace, Reeves, Wheeler, Collins, Tshiebwe	4:47	8	3	+5	+41.81
Toppin, Wallace, Livingston, Ware, Reeves	4:13	8	5	+3	+28.46
Toppin, Fredrick, Ware, Reeves, Wheeler	3:58	11	11	+0	+0.00
Toppin, Fredrick, Wallace, Onyenso, Wheeler	3:38	6	0	+6	+66.06

## Efficiency Stats

#	Player	Min	AST%	EFG%	TS%	Usg%	DRB%	ORB%	TRB%
14	Brennan Canada	2	0.0	.000	.000	24.8	48.9	0.0	26.7
04	Daimion Collins	18	0.0	.000	.362	10.3	5.4	0.0	3.0
01	CJ Fredrick	93	11.8	.660	.694	15.5	5.3	0.0	2.9
21	Walker Horn	2	0.0	.000	.000	24.8	0.0	0.0	0.0
24	Chris Livingston	50	0.0	.438	.444	19.7	23.5	4.7	15.0
33	Ugonna Onyenso	40	9.8	.636	.609	15.3	22.0	14.8	18.7
12	Antonio Reeves	76	7.9	.609	.633	27.1	6.4	0.0	3.5
03	Adou Thiero	13	11.2	.000	.549	17.7	30.1	9.1	20.6
00	Jacob Toppin	90	10.1	.406	.448	21.9	19.5	6.6	13.7
34	Oscar Tshiebwe	34	14.0	.529	.586	34.6	34.5	20.9	28.3
22	Cason Wallace	106	31.3	.630	.624	18.1	9.2	6.7	8.1
55	Lance Ware	56	8.5	.429	.439	13.6	10.5	6.3	8.6
25	Kareem Watkins	2	0.0	.000	.000	0.0	0.0	0.0	0.0
02	Sahvir Wheeler	68	52.0	.500	.527	22.3	7.2	1.7	4.7

## Wins vs. Losses in 2022-23

Result	FG%	Opp. FG%	3-Pt. FG%	Opp 3-Pt. FG%	FT%	RPG	APG	TOPG	BPG	SPG	PPG	Opp PPG
Wins	.504	.323	.512	.275	.605	44.0	21.0	12.5	8.0	9.5	86.0	57.5
Losses	.386	.406	.280	.368	.667	38.0	17.0	15.0	8.0	12.0	77.0	86.0



# LAST TIME OUT

Official Basketball Box Score - Final															Game Time: 7:00 PM		
Kentucky at Michigan State															Game Duration: 2:45		
11/15/22 (Caterpillar Fieldhouse, Indianapolis, IN)															2022 State Farm Champions Classic		
Kentucky - 77															Offense: Terry Ogburn, Courtney Green, Brian Doney		
Record: 2-1															Technical Fouls: NONE		
NO.	Name	Min	FG	3P	FT	Rebounds	Fouls	TP	AS	TO	ST	Blocks	PTS	Shooting by Period			
10	Joey Hauser	45:00	9-16	4-7	3-4	2	6	8	4	3	23	1	1	1-1			
25	Malik Hall	44:25	7-11	1-3	5-5	2	3	5	2	4	20	0	4	0			
22	Mady Sissoko	33:50	5-10	0-0	5-8	4	4	8	4	5	16	2	3	0			
2	Tyson Walker	45:54	4-13	2-5	4-4	0	3	3	5	14	6	3	1	2			
11	A.J. Hoggard	35:13	1-7	0-1	2-2	0	5	5	3	4	9	5	0	2			
0	Jaxson Koffler	08:33	0-1	0-0	0-0	1	2	3	1	1	0	0	0	1			
1	Pierre Braxton	06:09	1-2	0-1	0-0	0	1	1	0	2	0	0	0	0			
3	Jadden Alexis	27:20	2-8	0-2	3-4	3	4	7	0	4	7	1	1	0			
15	Carson Cooper	04:13	0-1	0-0	0-0	0	0	0	0	2	0	0	1	0			
13	Tre Holloman	01:13	0-0	0-0	0-0	0	0	0	0	0	0	0	0	0			
Team			4	1	5	0	0	0	0	0	0	0	0	0			
Totals		28:69	7-19	23-27	16-24	12	26	38	25	19	77	17	15	12	8	3	13

### Michigan State Coach Tom Izzo on Kentucky ...

"That's a really good team and they will be a great team, so all the Kentucky fans: don't jump off the ship. With [Tshiebwe] just coming back, it's not easy to bring a guy like him in and everything goes smooth."

## 2022-23 Top Performances

Category (Individuals)	Kentucky	Opponents
Points	22 (2x), last by Oscar Tshiebwe vs. Michigan State, (11/15/22)	23, by Joey Hauser, vs. Michigan State, (11/15/22)
Rebounds	18 by Oscar Tshiebwe vs. Michigan State (11/15/22)	8 (2x), last by Hauser/Sissoko, vs. Michigan State (11/15/22)
Assists	11 by Sahvir Wheeler, vs. DUQUESNE, (11/11/22)	9 by A.J. Hoggard, vs. Michigan State (11/15/22)
Steals	8 by Cason Wallace, vs. Michigan State (11/15/22)	4 by Jimmy Clark III, DUQUESNE, (11/11/22)
Blocks	4 (3x), last by Oscar Tshiebwe vs. Michigan State, (11/15/22)	2 by Tyson Walker, vs. Michigan State (11/15/22)
FG Made	9 by Oscar Tshiebwe vs. Michigan State, (11/15/22)	8 (2x), last by Joey Hauser, vs. Michigan State (11/15/22)
FG Attempts	17 by Oscar Tshiebwe vs. Michigan State, (11/15/22)	16 by Joey Hauser, vs. Michigan State (11/15/22)
3-FG Made	6 by Antonio Reeves, vs. HOWARD, (11/7/22)	4 by Joey Hauser, vs. Michigan State (11/15/22)
3-FG Attempted	12 by Antonio Reeves, vs. HOWARD, (11/7/22)	8 by Jordan Wood, HOWARD, (11/7/22)
FT Made	6 by CJ Fredrick, vs. HOWARD, (11/7/22)	6 by Mady Sissoko, vs. Michigan State (11/15/22)
FT Attempted	7 (2x), last by Toppin/Fredrick vs. HOWARD, (11/7/22)	6 by Mady Sissoko, vs. Michigan State (11/15/22)

Category (Team)	Kentucky	Opponents
Points	95, vs. HOWARD, (11/7/22)	86, vs. Michigan State (11/15/22)
Rebounds	46, vs. DUQUESNE, (11/11/22)	45, vs. Michigan State (11/15/22)
Assists	22, vs. DUQUESNE, (11/11/22)	19, vs. Michigan State (11/15/22)
Steals	12, vs. Michigan State (11/15/22)	8, DUQUESNE, (11/11/22)
Blocks	11, vs. DUQUESNE, (11/11/22)	3, vs. Michigan State (11/15/22)
FG Made	34, vs. HOWARD, (11/7/22)	28, vs. Michigan State (11/15/22)
FG Attempts	70, vs. Michigan State (11/15/22)	69, vs. Michigan State (11/15/22)
3-FG Made	11 (2x), last vs. DUQUESNE, (11/11/22)	7 (3x), last Michigan State (11/15/22)
3-FG Attempted	25, vs. Michigan State (11/15/22)	26, DUQUESNE, (11/11/22)
FT Made	16, (2x), last 45, vs. Michigan State (11/15/22)	23, vs. Michigan State (11/15/22)
FT Attempted	28, vs. HOWARD, (11/7/22)	27, vs. Michigan State (11/15/22)

Kentucky at Michigan State															Game Time: 7:00 PM		
Record: 2-1															Game Duration: 2:45		
11/15/22 (Caterpillar Fieldhouse, Indianapolis, IN)															2022 State Farm Champions Classic		
Michigan State - 86															Offense: Terry Ogburn, Courtney Green, Brian Doney		
Record: 2-1															Technical Fouls: NONE		
NO.	Name	Min	FG	3P	FT	Rebounds	Fouls	TP	AS	TO	ST	Blocks	PTS	Shooting by Period			
10	Joey Hauser	45:00	9-16	4-7	3-4	2	6	8	4	3	23	1	1	1-1			
25	Malik Hall	44:25	7-11	1-3	5-5	2	3	5	2	4	20	0	4	0			
22	Mady Sissoko	33:50	5-10	0-0	5-8	4	4	8	4	5	16	2	3	0			
2	Tyson Walker	45:54	4-13	2-5	4-4	0	3	3	5	14	6	3	1	2			
11	A.J. Hoggard	35:13	1-7	0-1	2-2	0	5	5	3	4	9	5	0	2			
0	Jaxson Koffler	08:33	0-1	0-0	0-0	1	2	3	1	1	0	0	0	1			
1	Pierre Braxton	06:09	1-2	0-1	0-0	0	1	1	0	2	0	0	0	0			
3	Jadden Alexis	27:20	2-8	0-2	3-4	3	4	7	0	4	7	1	1	0			
15	Carson Cooper	04:13	0-1	0-0	0-0	0	0	0	0	2	0	0	1	0			
13	Tre Holloman	01:13	0-0	0-0	0-0	0	0	0	0	0	0	0	0	0			
Team			4	1	5	0	0	0	0	0	0	0	0	0			
Totals		28:69	7-19	23-27	16-24	12	26	38	25	19	77	17	15	12	8	3	13

### Michigan State 86, Kentucky 77 <sup>20T</sup>

Lexington, Ky. -- Defending National Player of the Year Oscar Tshiebwe returned to action for fourth-ranked Kentucky on Tuesday night against Michigan State in the Champions Classic. And, after missing the first two games of this season following a knee procedure, Tshiebwe seemingly picked up right where he left off last season.

Tshiebwe scored 22 points and grabbed 18 rebounds, his 18th consecutive double-double, and added four blocks for good measure. Even with all of that, Michigan State was able to hold off the Cats 86-77 in double overtime.

While Tshiebwe was certainly the story on this night, UK freshman Cason Wallace continued his strong early-season play as well. Wallace had 14 points, five rebounds, five assists and eight steals. The eight steals tied the Kentucky school record, which has been accomplished by three players previously (Wayne Turner in 1997, Rajon Rondo in 2005 and Ashton Hagans in 2018).

Kentucky (2-1) led late in regulation before Michigan State got a Malik Hall basket to tie the game at 62-62 with three seconds left. Kentucky's heave at the buzzer missed.

In the first overtime, Kentucky led 71-69 before Hall struck again, this time with one second remaining. He tied the game and sent it to double overtime.

The bad news for the Cats, at that point, was that Tshiebwe had fouled out in the first extra session and UK was forced to play without him over the final five minutes.

That's when Michigan State (2-1) took control of the game. The contest was tied 76-76 before the Spartans went on an 8-0 run to seal the victory.

### Game Notes

- UK is 5-7 in the Champions Classic, including 2-2 against Michigan State in the event.
- The game featured 14 ties and 10 lead changes.
- Kentucky is 63-52 all-time in overtime games, including 15-9 under Coach John Calipari.
- It was the first time UK had lost a double-overtime game since also falling to Michigan State during the 2005 NCAA Tournament
- Despite having a missed a month because of a knee injury, Oscar Tshiebwe played 34 minutes before fouling out and totaled 22 points and 18 rebounds. It was his 17th consecutive double-double, including the final 16 games of last season. It was his eighth 20-15 game at UK, beginning with the 2021-22 season.
- Freshman Cason Wallace had 14 points, five rebounds, five assists and a school-record-tying eight steals. Additional eight theft games: Ashton Hagans on Dec. 22, 2018 vs North Carolina; Rajon Rondo on Feb. 19, 2005 vs. Mississippi State; Wayne Turner on Nov. 24, 1997 vs. George Washington.

# KENTUCKY BY THE NUMBERS

Date	Opponent	Result	Points	Rebounds	Assists	Steals	Blocks
N. 7	<b>HOWARD</b>	W, 95-63	Reeves - 22 <sup>^</sup>	Toppin - 11 <sup>^</sup>	Wallace - 9 <sup>^</sup>	Ware - 4 <sup>^</sup>	Onyenso - 4 <sup>^</sup>
N. 11	<b>DUQUESNE<sup>1</sup></b>	W, 77-52	Reeves - 18 <sup>^</sup>	Onyenso - 10 <sup>^</sup>	Wheeler - 11 <sup>^</sup>	Three players - 2	Ware - 4 <sup>^</sup>
N. 15	vs. Michigan State <sup>2</sup>	L, 86-77 <sup>2OT</sup>	Tshiebwe - 22	Tshiebwe - 18 <sup>^</sup>	Wheeler - 8	Wallace - 8 <sup>^</sup>	Tshiebwe - 4 <sup>^</sup>
N. 17	<b>S. CAROLINA STATE<sup>1</sup></b>						
N. 20	at Gonzaga						
N. 23	<b>NORTH FLORIDA<sup>1</sup></b>						
N. 29	<b>BELLARMINE</b>						
D. 4	vs. Michigan <sup>3</sup>						
D. 10	<b>YALE</b>						
D. 17	vs. UCLA <sup>4</sup>						
D. 21	<b>FLORIDA A&amp;M<sup>5</sup></b>						
D. 28	at Missouri*						
D. 31	<b>LOUISVILLE</b>						
J. 3	<b>LSU*</b>						
J. 7	at Alabama*						
J. 10	<b>SOUTH CAROLINA*</b>						
J. 14	at Tennessee*						
J. 17	<b>GEORGIA*</b>						
J. 21	<b>TEXAS A&amp;M*</b>						
J. 24	at Vanderbilt*						
J. 28	<b>KANSAS<sup>6</sup></b>						
J. 31	at Ole Miss*						
F. 4	<b>FLORIDA*</b>						
F. 7	<b>ARKANSAS*</b>						
F. 11	at Georgia*						
F. 15	at Mississippi State*						
F. 18	<b>TENNESSEE*</b>						
F. 22	at Florida*						
F. 25	<b>AUBURN*</b>						
M. 1	<b>VANDERBILT*</b>						
M. 4	at Arkansas*						

All home games in **BOLD CAPS**

\*SEC game, ^game high

- 1 - Tribute Classic (Rupp Arena | Lexington, Ky.)
- 2 - Champions Classic (Gainbridge Fieldhouse | Indianapolis)
- 3 - Basketball Hall of Fame Showcase (O2 Arena | London)
- 4 - CBS Sports Classic (Madison Square Garden | New York)
- 5 - Unity Series (Rupp Arena | Lexington, Ky.)
- 6 - SEC/Big 12 Challenge (Rupp Arena | Lexington, Ky.)

## Times Led

Reeves - 2  
Tshiebwe - 1

## Times Led

Onyenso - 1  
Toppin - 1  
Tshiebwe - 1

## Times Led

Wheeler - 2  
Wallace - 1

## Times Led

Wallace - 2  
Toppin - 1  
Ware - 1  
Wheeler - 1

## Times Led

Onyenso - 1  
Tshiebwe - 1  
Ware - 1

## Comparing the Calipari Era

A look at the statistics throughout the John Calipari era through three games ...

Year	FG%	Opp. FG%	3-Pt. FG%	FT%	RPG	Assists	TOs.	Blocks	Steals	Points	PPG	Record
2022-23	.461	.351	.426	.627	42.0	59	40	24	31	249	83.0	2-1
2021-22	.488	.414	.488	.815	42.7	54	35	19	21	251	83.7	2-1
2020-21	.425	.359	.191	.657	44.7	31	52	19	19	207	69.0	1-2
2019-20	.440	.339	.245	.742	39.7	32	41	11	18	224	74.7	2-1
2018-19	.474	.464	.318	.747	43.3	43	47	16	18	251	83.7	2-1
2017-18	.424	.401	.297	.719	37.7	46	42	22	21	207	69.0	2-1
2016-17	.464	.394	.291	.708	35.7	48	37	23	24	249	83.0	3-0
2015-16	.484	.383	.292	.682	42.3	45	43	24	21	239	79.7	3-0
2014-15	.444	.280	.288	.662	47.7	45	33	28	23	228	76.0	3-0
2013-14	.488	.397	.264	.623	48.0	32	36	17	12	256	85.3	2-1
2012-13	.527	.391	.500	.646	33.0	48	35	18	24	241	80.3	2-1
2011-12	.559	.307	.467	.644	43.3	57	38	34	20	268	89.3	3-0
2010-11	.508	.376	.438	.538	42.7	42	32	21	17	243	81.0	3-0



# MISCELLANEOUS STATS

Game Leaders							Games With ...							
No.	Name	Points	Rebounds	Blocks	Assists	Steals	10+ Pts	20+ Pts	10+ Rebs	3+ Assts	3+ Blks	3+ Stls	3+ 3s	Double-Double
0	Jacob Toppin*	0 (0)	1 (3)	0 (9)	0 (3)	1 (4)	2 (18)	0 (0)	1 (1)	1 (6)	0 (2)	0 (1)	0 (1)	1 (1)
1	CJ Fredrick*	0 (4)	0 (0)	0 (3)	0 (5)	0 (7)	2 (21)	1 (6)	0 (0)	2 (23)	0 (0)	0 (0)	1 (13)	0 (0)
2	Sahvir Wheeler	0 (10)	0 (2)	0 (2)	2 (75)	1 (23)	2 (51)	0 (6)	0 (1)	2 (79)	0 (0)	0 (12)	0 (2)	1 (11)
3	Adou Thiero	0 (0)	0 (0)	0 (0)	0 (0)	0 (0)	0 (0)	0 (0)	0 (0)	0 (0)	0 (0)	0 (0)	0 (0)	0 (0)
4	Daimion Collins	0 (0)	0 (1)	0 (7)	0 (0)	0 (0)	0 (3)	0 (0)	0 (0)	0 (1)	0 (3)	0 (0)	0 (0)	0 (0)
12	Antonio Reeves*	2 (36)	0 (6)	0 (5)	0 (8)	0 (22)	2 (62)	1 (22)	0 (1)	0 (14)	0 (1)	0 (5)	2 (23)	0 (1)
13	Grant Darbyshire	0 (0)	0 (0)	0 (0)	0 (0)	0 (0)	0 (0)	0 (0)	0 (0)	0 (0)	0 (0)	0 (0)	0 (0)	0 (0)
14	Brennan Canada	0 (0)	0 (0)	0 (1)	0 (0)	0 (0)	0 (0)	0 (0)	0 (0)	0 (0)	0 (0)	0 (0)	0 (0)	0 (0)
21	Walker Horn	0 (0)	0 (0)	0 (0)	0 (0)	0 (0)	0 (0)	0 (0)	0 (0)	0 (0)	0 (0)	0 (0)	0 (0)	0 (0)
22	Cason Wallace	0 (0)	0 (0)	0 (0)	1 (1)	2 (2)	2 (2)	0 (0)	0 (0)	3 (3)	0 (0)	1 (1)	0 (0)	0 (0)
24	Chris Livingston	0 (0)	0 (0)	0 (0)	0 (0)	0 (0)	0 (0)	0 (0)	0 (0)	0 (0)	0 (0)	0 (0)	0 (0)	0 (0)
25	Kareem Watkins	0 (0)	0 (0)	0 (0)	0 (0)	0 (0)	0 (0)	0 (0)	0 (0)	0 (0)	0 (0)	0 (0)	0 (0)	0 (0)
33	Ugonna Onyenso	0 (0)	1 (1)	1 (1)	0 (0)	0 (0)	0 (0)	0 (0)	0 (0)	2 (2)	0 (0)	0 (0)	0 (0)	0 (0)
34	Oscar Tshiebwe*	1 (27)	1 (54)	1 (33)	0 (1)	0 (37)	1 (55)	1 (15)	1 (48)	0 (4)	1 (13)	0 (13)	0 (0)	1 (41)
55	Lance Ware	0 (0)	0 (2)	1 (7)	0 (0)	1 (3)	0 (0)	0 (0)	0 (2)	0 (1)	1 (2)	1 (1)	0 (0)	0 (0)

Career total in (parentheses); \*Includes pre-UK career

Starting Lineups						
Guard	Guard	G/F	Forward	Forward	Games	W-L
Wallace	Fredrick	Livingston	Toppin	Ware	3	2-1

Starter	Games Started	Wins	Losses
CJ Fredrick	3	2	1
Chris Livingston	3	2	1
Jacob Toppin	3	2	1
Cason Wallace	3	2	1
Lance Ware	3	2	1

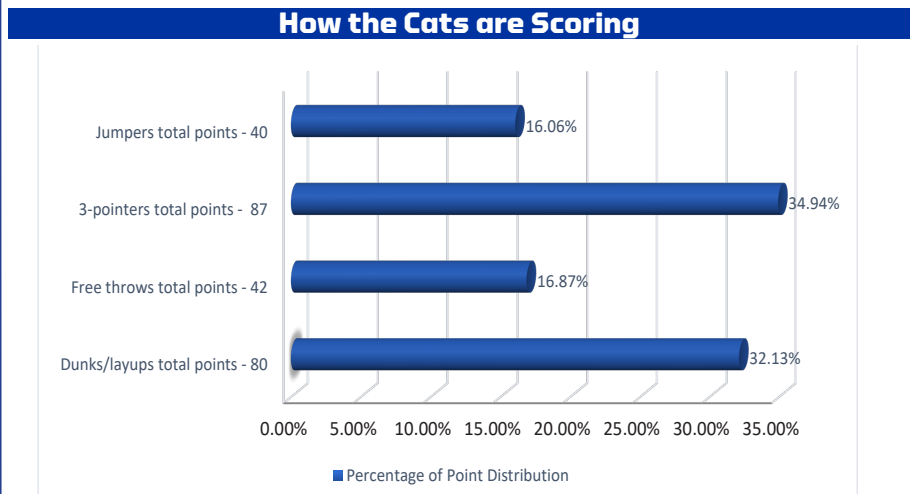
Streaks	Miscellaneous
Overall	Lost 1
Unranked AP teams anywhere	Lost 1
Ranked AP teams anywhere	Lost 2
Home	Won 21
Home AP ranked teams	Won 2
Home AP unranked teams	Won 19
Home SEC	Won 10
Home nonconference	Won 11
Home AP ranked SEC	Won 2
Home AP unranked SEC	Won 8
Home AP ranked nonconference	Won 2
Home AP unranked nonconference	Won 11
Road	Won 1
Road AP ranked teams	Lost 2
Road AP unranked teams	Won 5
Road SEC	Won 1
Road nonconference	Won 1
Road AP ranked SEC	Lost 4
Road AP unranked SEC	Won 5
Road AP ranked nonconference	Won 3
Road AP unranked nonconference	Lost 2
Neutral	Lost 3
Neutral AP ranked teams	Lost 5
Neutral AP unranked teams	Lost 2
Neutral SEC	Lost 1
Neutral nonconference	Lost 2
Neutral AP ranked SEC	Lost 3
Neutral AP unranked SEC	Won 1
Neutral AP ranked nonconference	Lost 4
Neutral AP unranked nonconference	Lost 2
<b>Active Consecutive Made Kentucky Starts</b>	
CJ Fredrick	3
Chris Livingston	3
Jacob Toppin	3
Cason Wallace	3
Lance Ware	3
<b>Active Consecutive Made Kentucky Free Throws</b>	
Antonio Reeves	6
CJ Fredrick	4
Oscar Tshiebwe	4
Adou Thiero	2
Jacob Toppin	2
Daimion Collins	1
Cason Wallace	1
Sahvir Wheeler	1
<b>Active Consecutive Games with a 3-Pointer at Kentucky</b>	
CJ Fredrick	3
Antonio Reeves	3
Cason Wallace	3
Sahvir Wheeler	3
Jacob Toppin	1

Dunk Tracker		
Player	Dunks in 2022-23	Dunks in Career
Oscar Tshiebwe	2	83
Jacob Toppin	4	58
Daimion Collins	0	22
Antonio Reeves	0	15
Lance Ware	2	15
Cason Wallace	2	2
Chris Livingston	1	1
Ugonna Onyenso	1	1

Kentucky's Record When ...		
KENTUCKY RECORD	ALL	SEC
Leading at halftime:	2-0	0-0
Tied at the half:	0-0	0-0
Trailing at halftime:	0-1	0-0
Shoot 50% or better:	1-0	0-0
Shoot less than 50%:	1-1	0-0
Shoot higher % than opp.:	2-0	0-0
Shoot lower % than opp.:	0-1	0-0
Opp. shoot worse than 40%:	2-0	0-0
Opp. shoot 40% or higher:	0-1	0-0
Score less than 60 points:	0-0	0-0
Score 60-69 points:	0-0	0-0
Score 70-79 points:	1-1	0-0
Score 80-89 points:	0-0	0-0
Score 90-99 points:	1-0	0-0
Score 100+ points:	0-0	0-0
Opp. score less than 60 pts.:	1-0	0-0
Opp. score 60-69 pts.:	1-0	0-0
Opp. score 70-79 pts.:	0-0	0-0
Opp. score 80-89 points:	0-1	0-0
Opp. score 90-99 points:	0-0	0-0
Opp. score 100+ points:	0-0	0-0
Outrebounded opponent:	2-0	0-0
Outrebounded by opponent:	0-1	0-0
Equal number of rebounds:	0-0	0-0
Fewer turnovers than opp.:	1-1	0-0
Same turnovers as opp.:	0-0	0-0
More turnovers than opp.:	1-0	0-0
Make 8 or more 3-pointers:	2-0	0-0
Make 7 or fewer 3-pointers:	0-1	0-0
Games decided by 5 or fewer:	0-0	0-0
Overtime games:	0-1	0-0

KENTUCKY RECORD	ALL	SEC
On CBS:	0-0	0-0
On TBS:	0-0	0-0
On ESPN/ESPN2/ESPNU:	0-1	0-0
On SEC Network:	2-0	0-0
On ESPN+/SEC Network+:	0-0	0-0
vs. SEC at home:	0-0	0-0
vs. SEC on road:	0-0	0-0
Games vs. AP ranked opp.:	0-0	0-0
Games following a loss:	0-0	0-0
Games following a win:	1-1	0-0
More points in the paint:	2-1	0-0
Fewer or same points in the paint:	0-0	0-0
More bench points than opp.:	2-1	0-0
Fewer or same bench pts.:	0-0	0-0
More second-chance points:	2-1	0-0
Fewer or same second-chance pts.:	0-0	0-0
More points off TOs:	2-1	0-0
Fewer or same points off TOs:	0-0	0-0
On Monday:	1-0	0-0
On Tuesday:	0-1	0-0
On Wednesday:	0-0	0-0
On Thursday:	0-0	0-0
On Friday:	1-0	0-0
On Saturday:	0-0	0-0
On Sunday:	0-0	0-0
In November:	2-1	0-0
In December:	0-0	0-0
In January:	0-0	0-0
In February:	0-0	0-0
In March:	0-0	0-0
In April:	0-0	0-0



Fast Facts	
Shooting Percentage	.461
Avg. Assists Per Game	19.7
Points Off Turnovers	17.3
Second-Chance Points	14.7
Points in the Paint	32.7
Fast Break Points	15.3
Bench Points	38.3
Points Per Possession	1.085
Avg. Time of Possession	16.5

First Points of the Game				
Player	Dunk/Layup	Jumper	3PT	FT
CJ Fredrick			1	
Jacob Toppin				1
Cason Wallace	1			



# THE LAST TIME UK ...

## INDIVIDUALS

### SCORING

**Scored 25 points:** Oscar Tshiebwe (30) vs. Saint Peter's, 3/17/22

**Scored 30 points:** Oscar Tshiebwe (30) vs. Saint Peter's, 3/17/22

**Scored 35 Points:** De'Aaron Fox (39) vs. UCLA, 3/24/17

**Scored 40 points:** Malik Monk (47) vs. North Carolina, 12/17/16

**Scored 45 points:** Malik Monk (47) vs. North Carolina, 12/17/16

**Scored 50 points:** Jodie Meeks (54) at Tennessee, 1/13/09

**Scored 55 points:** Never

**Two players had 20 points:** Antonio Reeves (22) and CJ Fredrick (20) vs. HOWARD, 11/7/22

**Three players had 20 points:** DeMarcus Cousins (27), John Wall (21), Patrick Patterson (20) vs. SAM HOUSTON STATE, 11/19/09

**Two players had 30 points:** Patrick Patterson (33) and Jodie Meeks (32) vs. TENNESSEE STATE, 12/22/08

**Scored 20 points in two straight games:** Oscar Tshiebwe (2), 3/17/22 - 11/15/22

**Scored 20 points in three straight games:** Oscar Tshiebwe (3), 11/29/21 - 12/11/21

**Scored 20 points in four straight games:** PJ Washington (4), 2/5/19 - 2/16/19

**Scored 20 points in five straight games:** Jamal Murray (12), 2/2/16 - 3/12/16

**Scored 20 points in six straight games:** Jamal Murray (12), 2/2/16 - 3/12/16

**Scored 20 points in seven straight games:** Jamal Murray (12), 2/2/16 - 3/12/16

**Scored 20 points in eight straight games:** Jamal Murray (12), 2/2/16 - 3/12/16

**Scored 20 points in nine straight games:** Jamal Murray (12), 2/2/16 - 3/12/16

**Scored 20 points in 10 straight games:** Jamal Murray (12), 2/2/16 - 3/12/16

**Scored 20 points in 11 straight games:** Jamal Murray (12), 2/2/16 - 3/12/16

**Scored 20 points in 12 straight games:** Jamal Murray (12), 2/2/16 - 3/12/16

**Scored 20 points in 15 straight games:** Dan Issel (18), 12/1/69 - 2/7/70

**Scored 25 points in two straight games:** Oscar Tshiebwe (2), 1/8/22 - 1/11/22

**Scored 25 points in three straight games:** Tayshaun Prince (3), 3/11/01-3/17/01

**Scored 30 points in two straight games:** Jodie Meeks vs. Appalachian State (46), 12/20/08; vs. TENNESSEE STATE (32), 12/22/08

**Scored 30 points in three straight games:** Dan Issel (6) 2/14/70 - 3/2/70

**Scored in double figures in 10 straight games:** Oscar Tshiebwe (17), 1/19/22-11/15/22

**Scored in double figures in 15 straight games:** Oscar Tshiebwe (17), 1/19/22-11/15/22

**Scored in double figures in 20 straight games:** Immanuel Quickley (20), 12/28/19-3/7/20

**Scored in double figures in 25 straight games:** Malik Monk (30), 11/11/16-2/28/17

**Scored in double figures in 30 straight games:** Malik Monk (30), 11/11/16-2/28/17

**Scored in double figures in 33 straight games:** Jamal Murray (34), 11/17/15 - 3/19/16

**Scored in double figures in 34 straight games:** Jamal Murray (34), 11/17/15 - 3/19/16

**Scored in double figures in 35 straight games:** Kenny Walker (36), 11/14/85 - 3/22/86

**Five players scored in double figures:** TyTy Washington Jr. (15), Keion Brooks Jr. (10), Oscar Tshiebwe (10), Kellan Grady (10), Daimion Collins (10) at Alabama, 2/5/22

**Six players scored in double figures:** Kellan Grady (19), Daimion Collins (14), Oscar Tshiebwe (14), Keion Brooks Jr. (13), Davion Mintz (13), TyTy Washington Jr. (10) vs. ROBERT MORRIS, 11/12/21

**Seven players scored in double figures:** Randolph Morris (17), Kelenna Azubuike (15), Patrick Sparks (14), Chuck Hayes (12), Rajon Rondo (11), Ravi Moss (10) and Ramel Bradley (10) vs. MISSISSIPPI STATE 2/19/05

**Four players with 15 or more points:** Antonio Reeves (22), CJ Fredrick (20), Jacob Toppin (15) and Cason Wallace (15) vs. HOWARD, 11/7/22

### DOUBLE-DOUBLES

**Double-double:** Oscar Tshiebwe (22 points, 18 rebounds) vs. Michigan State, 11/15/22

**Triple-double:** Isaiah Briscoe (19 points, 11 rebounds, 10 assists) at Ole Miss, 12/29/16

**20-10 (rebs) game:** Oscar Tshiebwe (22 points, 18 rebounds) vs. Michigan State, 11/15/22

**20-10 (assts) game:** De'Aaron Fox (24 points, 10 assists) vs. North Carolina, 12/17/16

**20-15 game:** Oscar Tshiebwe (22 points, 18 rebounds) vs. Michigan State, 11/15/22

**20-20 game:** Oscar Tshiebwe (21 points, 22 rebounds) vs. MISSISSIPPI STATE, 1/25/22

**30-10 game:** Oscar Tshiebwe (30 points, 18 rebounds) at Arkansas, 2/26/22

**30-15 game:** Oscar Tshiebwe (30 points, 18 rebounds) at Arkansas, 2/26/22

**Back-to-back 20-10 games:** Oscar Tshiebwe (30 p, 16 r) vs. St. Peter's, 3/17/22; (22 p, 18 r) vs. Michigan State, 11/15/22

**Three straight 20-10 games:** Julius Randle (23 p, 16 r) vs. UNC ASHEVILLE, 11/8/13; (22 p, 14 r) vs. NORTHERN KENTUCKY, 11/10/13; (27 p, 13 r) vs. Michigan State, 11/12/13

**Double-double in points and rebs.:** Oscar Tshiebwe (22 points, 18 rebounds) vs. Michigan State, 11/15/22

**Double-double in points and assists:** Sahvir Wheeler (11 points, 11 assists) vs. DUQUESNE, 11/11/22

**Double-double in points and blocks:** Never

**Double-double in points and steals:** Never

**Double-double in two consecutive games:** Oscar Tshiebwe (17) 1/19/22-11/15/22

**Double-double in three consecutive games:** Oscar Tshiebwe (17) 1/19/22-11/15/22

**Double-double in four consecutive games:** Oscar Tshiebwe (17) 1/19/22-11/15/22

**Double-double in five consecutive games:** Oscar Tshiebwe (17) 1/19/22-11/15/22

**Double-double in 10 consecutive games:** Oscar Tshiebwe (17) 1/19/22-11/15/22

**Double-double in 15 consecutive games:** Oscar Tshiebwe (17) 1/19/22-11/15/22

**Two players record double-doubles:** Oscar Tshiebwe (12 points, 16 rebounds), Sahvir Wheeler (12 points, 14 assists) vs. NORTH FLORIDA, 11/26/21

**Three players record double-doubles:** PJ Washington (20 points, 13 rebounds), Reid Travis (18 points, 12 rebounds), Keldon Johnson (15 points, 10 rebounds) vs. KANSAS, 1/26/19

**Four players record double-doubles:** Jack Givens (30 pts, 13 rebs), Kyle Macy (16 pts, 10 assts), Mike Phillips (22 pts, 18 rebs), Rick Robey (23 pts, 13 rebs) vs. SMU 11/26/77

**Five players record double-doubles:** Never

### FIELD GOALS

**Made 12 FG in a game:** Oscar Tshiebwe (13) at Arkansas, 2/26/22

**Made 15 FG in a game:** Malik Monk (18) vs. North Carolina, 12/17/16

**Made 16 FG in a game:** Malik Monk (18) vs. North Carolina, 12/17/16

**Made 17 FG in a game:** Malik Monk (18) vs. North Carolina, 12/17/16

**Made 18 FG in a game:** Malik Monk (18) vs. North Carolina, 12/17/16

**Made 19 FG in a game:** Dan Issel (19) at Alabama, 2/23/70

**Made 20 FG in a game:** Dan Issel (23) at Ole Miss, 2/7/70

**Made 21 FG in a game:** Dan Issel (23) at Ole Miss, 2/7/70

**Made 22 FG in a game:** Dan Issel (23) at Ole Miss, 2/7/70

**Made 23 FG in a game:** Dan Issel (23) at Ole Miss, 2/7/70

**Made 24 FG in a game:** Never

**Attempted 17 FG in a game:** Oscar Tshiebwe (17) vs. Michigan State, 11/15/22

**Attempted 18 FG in a game:** Oscar Tshiebwe (21) at Arkansas, 2/26/22

**Attempted 19 FG in a game:** Oscar Tshiebwe (21) at Arkansas, 2/26/22

**Attempted 20 FG in a game:** Oscar Tshiebwe (21) at Arkansas, 2/26/22

**Attempted 25 FG in a game:** Malik Monk (28) vs. North Carolina, 12/17/16

### 3-POINTERS

**Made 5 3-pointers in a game:** Antonio Reeves (6) vs. HOWARD, 11/7/22

**Made 6 3-pointers in a game:** Antonio Reeves (6) vs. HOWARD, 11/7/22

**Made 7 3-pointers in a game:** Kellan Grady (7) vs. ALABAMA, 2/19/22

**Made 8 3-pointers in a game:** Immanuel Quickley (8) at Texas A&M, 2/25/20

**Made 9 3-pointers in a game:** Jodie Meeks (10) at Tennessee, 1/13/09

**Made 10 3-pointers in a game:** Jodie Meeks (10) at Tennessee, 1/13/09

**Made 11 3-pointers in a game:** Never

**Two players made at least 5 3-pointers in a game:** Davion Mintz (6), Brandon Boston Jr. (6) vs. SOUTH CAROLINA, 3/6/21

**Two players made at least 6 3-pointers in a game:** Davion Mintz (6), Brandon Boston Jr. (6) vs. SOUTH CAROLINA, 3/6/21

**Two players made at least 7 3-pointers in a game:** Never

**Attempted 10 3-pointers in a game:** Antonio Reeves (12) vs. HOWARD, 11/7/22

**Attempted 15 3-pointers in a game:** Jodie Meeks (15) at Tennessee, 1/13/09

**Attempted 16 3-pointers in a game:** Derrick Miller (16) vs. LSU 2/15/90

**Attempted 17 3-pointers in a game:** Derrick Miller (19) at Kansas 12/9/89

**Attempted 18 3-pointers in a game:** Derrick Miller (19) at Kansas 12/9/89

**Attempted 19 3-pointers in a game:** Derrick Miller (19) at Kansas 12/9/89

**Attempted 20 3-pointers in a game:** Never

**Made a 3-pointer in 10 straight games:** Kellan Grady (21), 11/29/21-2/19/22

**Made a 3-pointer in 15 straight games:** Kellan Grady (21), 11/29/21-2/19/22

**Made a 3-pointer in 20 straight games:** Kellan Grady (21), 11/29/21-2/19/22

**Made a 3-pointer in 30 straight games:** Jamal Murray (36), 11/13/15-3/19/16

**Made two 3-pointers in 10 straight games:** Kevin Knox (11), 2/10/16-3/11/18

**Made three 3-pointers in 10 straight games:** Gerald Fitch (20), 1/14/03-3/23/03

**Made three 3-pointers in 15 straight games:** Gerald Fitch (20), 1/14/03-3/23/03

**Made three 3-pointers in 20 straight games:** Gerald Fitch (20), 1/14/03-3/23/03

**Made three 3-pointers in 25 straight games:** Keith Bogans (29), 3/14/02-2/26/03

### FREE THROWS

**Made 8 FT in a game:** Oscar Tshiebwe (8) vs. Saint Peter's, 3/17/22

**Made 9 FT in a game:** Keion Brooks Jr. (9) at Kansas, 1/29/22

**Made 10 FT in a game:** Olivier Sarr (14) vs. VANDERBILT, 1/5/21

**Made 11 FT in a game:** Olivier Sarr (14) vs. VANDERBILT, 1/5/21

**Made 12 FT in a game:** Olivier Sarr (14) vs. VANDERBILT, 1/5/21

**Made 13 FT in a game:** Olivier Sarr (14) vs. VANDERBILT, 1/5/21

**Made 14 FT in a game:** Olivier Sarr (14) vs. VANDERBILT, 1/5/21

**Made 15 FT in a game:** Rodrig Rhoades (16) vs. Ole Miss, 1/18/95

**Made 16 FT in a game:** Rodrig Rhoades (16) vs. Ole Miss, 1/18/95

**Made 17 FT in a game:** Dwight Anderson (18) vs. MISSISSIPPI STATE, 2/12/79

**Made 18 FT in a game:** Dwight Anderson (18) vs. MISSISSIPPI STATE, 2/12/79

**Made 18 FT in a game:** Never

**Attempted 10 FT in a game:** Oscar Tshiebwe (12) vs. Saint Peter's, 3/17/22

**Attempted 15 FT in a game:** Olivier Sarr (17) vs. VANDERBILT, 1/2/21

**Attempted 20 FT in a game:** PJ Washington (20) vs. Kansas State, 3/22/18

**Attempted 25 FT in a game:** Never

**Made 20 Straight FT:** Immanuel Quickley (20), 2/22/20-3/20/20

**Made 30 Straight FT:** Tyler Herro (38), 2/16/19-3/29/19

### REBOUNDS

**15 Rebs:** Oscar Tshiebwe (18) vs. Michigan State, 11/15/22

**20 Rebs:** Oscar Tshiebwe (22) vs. MISSISSIPPI STATE, 1/25/22

**25 Rebs:** Oscar Tshiebwe (28) vs. WESTERN KENTUCKY, 12/22/21

**26 Rebs:** Oscar Tshiebwe (28) vs. WESTERN KENTUCKY, 12/22/21

**27 Rebs:** Oscar Tshiebwe (28) vs. WESTERN KENTUCKY, 12/22/21

**28 Rebs:** Oscar Tshiebwe (28) vs. WESTERN KENTUCKY, 12/22/21

**30 Rebs:** Cotton Nash (30) vs. OLE MISS, 2/8/64

**34 Rebs:** Bob Burrow (34) vs. TEMPLE, 12/10/55

**35 Rebs:** Never

**20+ Rebs in two consecutive games:** Oscar Tshiebwe (2), 12/22/21-12/29/22

**10+ Rebs in three consecutive games:** Oscar Tshiebwe (22), 1/4/22-11/15/22

**10+ Rebs in four consecutive games:** Oscar Tshiebwe (22), 1/4/22-11/15/22

**10+ Rebs in five consecutive games:** Oscar Tshiebwe (22), 1/4/22-11/15/22

**10+ rebs in 10 consecutive games:** Oscar Tshiebwe (22), 1/4/22-11/15/22

**10+ rebs in 15 consecutive games:** Oscar Tshiebwe (22), 1/4/22-11/15/22

**10+ rebs in 20 consecutive games:** Oscar Tshiebwe (22), 1/4/22-11/15/22



# THE LAST TIME UK ...

1/4/22-11/15/22

**10+ rebs in 25 consecutive games:** Never  
**Two players had 10 rebounds:** Isaiah Jackson (10), Lance Ware (10) at Missouri, 2/3/21  
**Three players had 10 rebounds:** Isaiah Jackson (14), Olivier Sarr (11), Brandon Boston Jr. (10) vs. RICHMOND, 11/29/20

## ASSISTS

**6 assists:** Sahvir Wheeler (8) vs. Michigan State, 11/15/22  
**7 assists:** Sahvir Wheeler (8) vs. Michigan State, 11/15/22  
**8 assists:** Sahvir Wheeler (8) vs. Michigan State, 11/15/22  
**9 assists:** Sahvir Wheeler (11) vs. DUQUESNE, 11/11/22  
**10 assists:** Sahvir Wheeler (11) vs. DUQUESNE, 11/11/22  
**11 assists:** Sahvir Wheeler (11) vs. DUQUESNE, 11/11/22  
**12 assists:** TyTy Washington Jr. (17) vs. GEORGIA, 1/8/22  
**13 assists:** TyTy Washington Jr. (17) vs. GEORGIA, 1/8/22  
**14 assists:** TyTy Washington Jr. (17) vs. GEORGIA, 1/8/22  
**15 assists:** TyTy Washington Jr. (17) vs. GEORGIA, 1/8/22  
**16 assists:** TyTy Washington Jr. (17) vs. GEORGIA, 1/8/22  
**17 assists:** TyTy Washington Jr. (17) vs. GEORGIA, 1/8/22  
**18 assists:** Never  
**5+ assists in four consecutive games:** Sahvir Wheeler (11), 1/25/22-3/11/22  
**8+ assists in two consecutive games:** Sahvir Wheeler (2), 11/11/22-11/15/22

## BLOCKS

**4 blocks:** Oscar Tshiebwe (4) vs. Michigan State, 11/15/22  
**5 blocks:** Oscar Tshiebwe (5) vs. Vanderbilt, 3/11/22  
**6 blocks:** Isaiah Jackson (7) vs. ALABAMA, 1/12/21  
**7 blocks:** Isaiah Jackson (7) vs. ALABAMA, 1/12/21  
**8 blocks:** Isaiah Jackson (8) vs. Kansas, 12/1/20  
**9 blocks:** Willie Cauley-Stein (9) vs. BOISE STATE, 12/10/13  
**10 blocks:** Nerlens Noel (12) at Ole Miss, 1/29/13  
**11 blocks:** Nerlens Noel (12) at Ole Miss, 1/29/13  
**12 blocks:** Nerlens Noel (12) at Ole Miss, 1/29/13  
**13 blocks:** Never

## STEALS

**4 steals:** Cason Wallace (8) vs. Michigan State, 11/15/22  
**5 steals:** Cason Wallace (8) vs. Michigan State, 11/15/22  
**6 steals:** Cason Wallace (8) vs. Michigan State, 11/15/22  
**7 steals:** Cason Wallace (8) vs. Michigan State, 11/15/22  
**8 steals:** Cason Wallace (8) vs. Michigan State, 11/15/22  
**9 steals:** Never  
**3+ steals in five consecutive games:** Ashton Hagans (7), 12/22/18 - 1/19/19  
**3+ steals in 10 consecutive games:** Never

## MINUTES

**Played every minute:** Kellan Grady (40) vs. LSU, 2/23/22  
**Played 40+ minutes:** Cason Wallace (44) and Sahvir Wheeler (40) vs. Michigan State (11/15/22)  
**Played more than 50 minutes:** Patrick Patterson (50) vs. VANDERBILT, 1/12/08

## FOULS

**Fouled out:** Oscar Tshiebwe, 11/15/22  
**Two players fouled out:** Isaiah Jackson and Davion Mintz at Vanderbilt, 2/17/21  
**Three players fouled out:** Terrence Clarke, Isaiah Jackson, Olivier Sarr, Lance Ware vs. North Carolina, 12/19/20  
**Four players fouled out:** Terrence Clarke, Isaiah Jackson, Olivier Sarr, Lance Ware vs. North Carolina, 12/19/20  
**Technical foul:** Lance Ware vs. LSU, 2/23/22

## TEAM

### WINS/LOSSES

**Won 10 straight games:** 10, 1/8/19-2/9/19  
**Won 20 straight games:** 38, 11/14/14-3/28/15  
**Won 30 straight games:** 38, 11/14/14-3/28/15  
**Won 40 straight games:** Never  
**Lost consecutive games:** 2, 3/12/22-3/17/22  
**Lost three straight games:** 4, 1/26/21-2/9/21  
**Lost four straight games:** 4, 1/26/21-2/9/21  
**Lost five straight games:** 6, 11/29/20-12/26/20  
**Lost six straight games:** 6, 11/29/20-12/26/20  
**Lost 10 straight games:** Never

### STARTS

**Started four freshmen:** Devin Askew, Brandon Boston Jr., Terrence Clarke, Isaiah Jackson vs. Georgia Tech, 12/6/20  
**Started five freshmen:** Hamidou Diallo, Shai Gilgeous-Alexander, Kevin Knox, Nick Richards, PJ Washington vs. Kansas State, 3/22/18

## SCORING

**Scored 90 or more points:** 95 vs. HOWARD, 11/7/22 (W, 95-63)  
**Scored 90 or more points (SEC game):** 90 vs. ALABAMA, 2/19/22 (W, 90-81)  
**Scored 100 or more points:** 107 vs. TENNESSEE, 1/15/22 (W, 107-79)  
**Scored 100 or more points (SEC game):** 107 vs. TENNESSEE, 1/15/22 (W, 107-79)  
**Scored 110 or more points:** 115 vs. Arizona State, 11/28/16 (W, 115-69)  
**Scored 110 or more points (SEC game):** 110 vs. AUBURN, 2/21/15 (W, 110-75)  
**Scored 120 or more points:** 120 at Vanderbilt, 2/7/96 (W, 120-81)  
**Scored 120 or more points (SEC game):** 120 at Vanderbilt, 2/7/96 (W, 120-81)  
**Scored 130 or more points:** 143 vs. Georgia, 2/27/56 (W, 143-66)  
**Scored 140 or more points:** 143 vs. Georgia, 2/27/56 (W, 143-66)  
**Scored 150 or more points:** Never  
**Scored less than 50 points:** 48 vs. Vanderbilt, 3/15/13 (L, 64-48)  
**Scored 100 points in two consecutive games:** vs. CLEVELAND STATE (11/23/16), vs. UT MARTIN (11/25/16), vs. Arizona State (11/28/16)  
**Scored 100 points in three consecutive games:** vs. CLEVELAND STATE (11/23/16), vs. UT MARTIN (11/25/16), vs. Arizona State (11/28/16)  
**Scored 100 points in consecutive SEC games:** 2/27/56 - 3/3/56

## SHOOTING PERCENTAGES

**Shot 70% from the field:** .722 (39-54) vs. MISSISSIPPI STATE, 2/15/86  
**Shot 65% from the field:** .679 (38-56) vs. TENNESSEE, 1/15/22  
**Shot 30% or less from the field:** .281 (18-64) at Texas A&M (1/10/15)  
**Allowed 50% shooting:** .509 (29-57) vs. Saint Peter's, 3/17/22  
**Allowed 60% shooting:** .640 (32-50) at Florida, 3/4/07  
**Allowed 30% or less shooting:** .281 (18-64) at Alabama, 2/5/22  
**Allowed 20% or less shooting:** .197 (12-61) vs. MONTANA STATE, 11/23/14

## FREE THROWS

**Shot 90% or better from FT line:** .952 (20-21) vs. TENNESSEE, 1/15/22  
**Shot 100% from FT Line:** 10-10 vs. FLORIDA, 2/22/20  
**Shot 50% or less from FT line:** .500 (10-20) at Georgia, 1/7/20  
**Attempted 40 FT:** 41 (27-41) vs. TENNESSEE STATE, 11/23/18  
**Attempted five or less FT:** 4 (2-4) vs. SOUTH CAROLINA, 1/21/06  
**Made 30 FT:** 31 (31-36) vs. MISSISSIPPI STATE, 2/4/20

## 3-POINTERS

**Hit 0 3-pointers:** 0 (0-10) vs. RICHMOND, 11/29/20  
**Hit 10 3-pointers:** 11 (11-19) vs. DUQUESNE, 11/11/22  
**Hit 11 3-pointers:** 11 (11-19) vs. DUQUESNE, 11/11/22  
**Hit 12 3-pointers:** 12 (12-23) vs. ROBERT MORRIS, 11/12/21  
**Hit 13 3-pointers:** 13 (13-27) vs. SOUTH CAROLINA, 3/6/21  
**Hit 14 3-pointers:** 14 (14-26) vs. ARKANSAS, 2/9/21  
**Hit 15 3-pointers:** 15 (15-27) vs. GEORGIA, 3/1/12  
**Hit 16 3-pointers:** 16 (16-33) vs. UNC ASHEVILLE, 12/23/96  
**Hit 17 3-pointers:** 20 (20-35) vs. LSU, 3/4/95  
**Hit 18 3-pointers:** 20 (20-35) vs. LSU, 3/4/95  
**Hit 19 3-pointers:** 20 (20-35) vs. LSU, 3/4/95  
**Hit 20 3-pointers:** 20 (20-35) vs. LSU, 3/4/95  
**Hit 21 3-pointers:** 21 (21-48) vs. North Carolina, 12/27/89  
**Hit 22 3-pointers:** Never

## SCORING MARGINS

**Won game by 50 points or more:** 58 vs. MONTANA STATE (W, 86-28), 11/23/14  
**Won game by 60 points or more:** 62 vs. VANDERBILT (W, 106-44), 3/5/03  
**Won game by 70 points or more:** 74 vs. UT MARTIN (W, 124-50), 11/26/94  
**Lost game by 20 points or more:** 20 vs. ALABAMA (L, 85-65), 1/12/21  
**Lost game by 30 points or more:** 34 vs. Duke (L, 118-84), 11/6/18  
**Lost game by 40 points or more:** 41 at Vanderbilt (L, 93-52), 2/12/08  
**Lost game by 50 points or more:** 55 at Kansas (L, 150-95), 12/9/89  
**Lost game by 60 points or more:** 70 at Central (L, 87-17), 1/28/1910  
**Lost game by 70 points or more:** 70 at Central (L, 87-17), 1/28/1910  
**Game decided by one point:** vs. Mississippi State, 3/11/21

(L, 74-73)

**Game decided by two or fewer points:** at Arkansas, 2/26/22 (L, 75-73)  
**Game decided by three or fewer points:** vs. Mississippi State, 3/11/21 (L, 74-73)  
**Two consecutive games decided by one point:** vs. NORTH CAROLINA (W, 73-72), 12/3/11; at Indiana (L, 73-72), 12/10/11  
**Three consecutive games decided by one point:** Never  
**Two consecutive games decided by two or fewer points:** Arkansas (L, 81-80), 2/9/21; Auburn (W, 82-80), 2/13/21  
**Three consecutive games decided by three or fewer points:** at Auburn (L, 99-97 OT), 2/11/74, vs. TENNESSEE (W, 61-58), 2/16/74 and at Ole Miss (L, 61-60), 2/18/74

## COMEBACKS

**Came back from 10-point deficit for win:** 71-66 vs. LSU (2/23/22); Trailed by 11 at 27-16 (7:17 in 1st)  
**Came back from 11-point deficit for win:** 71-66 vs. LSU (2/23/22); Trailed by 11 at 27-16 (7:17 in 1st)  
**Came back from 12-point deficit for win:** 90-81 vs. ALABAMA (2/19/22); Trailed by 13 at 41-28 (5:35 in 1st)  
**Came back from 13-point deficit for win:** 90-81 vs. ALABAMA (2/19/22); Trailed by 13 at 41-28 (5:35 in 1st)  
**Came back from 14-point deficit for win:** 71-70 at Florida (3/7/20); Trailed by 18 at 59-41 (11:48 in 2nd)  
**Came back from 15-point deficit for win:** 71-70 at Florida (3/7/20); Trailed by 18 at 59-41 (11:48 in 2nd)  
**Came back from 16-point deficit for win:** 71-70 at Florida (3/7/20); Trailed by 18 at 59-41 (11:48 in 2nd)  
**Came back from 17-point deficit for win:** 71-70 at Florida (3/7/20); Trailed by 18 at 59-41 (11:48 in 2nd)  
**Came back from 18-point deficit for win:** 71-70 at Florida (3/7/20); Trailed by 18 at 59-41 (11:48 in 2nd)  
**Came back from 19-point deficit for win:** 73-67 vs. Vanderbilt (2/28/17); Trailed by 19 at 25-6 (8:03 in 1st)  
**Came back from 20-point deficit for win:** 82-79 at Vanderbilt (2/22/97); Trailed by 22 at 40-18 (3:51 in 1st)  
**Came back from 30-point deficit for win:** 99-95 at LSU (2/15/94); Trailed by 31 at 68-37 (15:34 in 2nd)  
**Came back from 31-point deficit for win:** 99-95 at LSU (2/15/94); Trailed by 31 at 68-37 (15:34 in 2nd)

## REBOUNDS

**Pulled down 50 rebounds:** 50 (16-34) vs. WESTERN KENTUCKY, 12/22/21  
**Pulled down 55 rebounds:** 59 (20-39) vs. Arizona State, 11/28/16  
**Pulled down 60 rebounds:** 62 (19-43) vs. Morehead State, 12/16/95

## OVERTIME GAMES

**Played an overtime game:** vs. Michigan State, 11/15/22 (L, 86-77 OT)  
**Won an overtime game:** MISSISSIPPI STATE, 1/25/22 (W, 82-74 OT)  
**Lost an overtime game:** vs. Michigan State, 11/15/22 (L, 86-77 OT)  
**Played an SEC overtime game:** MISSISSIPPI STATE, 1/25/22 (W, 82-74 OT)  
**Won an SEC overtime game:** MISSISSIPPI STATE, 1/25/22 (W, 82-74 OT)  
**Lost an SEC overtime game:** at Texas A&M, 2/20/16 (L, 79-77 OT)  
**Played an overtime game in SEC Tournament:** vs. Texas A&M, 3/13/16 (W, 82-77 OT)  
**Won an overtime game in SEC Tournament:** vs. Texas A&M, 3/13/16 (W, 82-77 OT)  
**Played an overtime game in NCAA Tournament:** vs. Saint Peter's, 3/17/22 (L, 85-79 OT)  
**Won an overtime game in NCAA Tournament:** vs. St. Bonaventure, 3/16/00 (W, 85-80 OT)  
**Lost an overtime game in NCAA Tournament:** vs. Saint Peter's, 3/17/22 (L, 85-79 OT)  
**Played two overtimes:** vs. Michigan State, 11/15/22 (L, 86-77 OT)  
**Played three overtimes:** vs. TEMPLE 12/7/57 (W, 85-83)  
**Played four or more overtimes:** Never  
**Played two consecutive overtime games:** 1/6/15 (vs. OLE MISS (W, 89-86) and 1/10/15 at Texas A&M (70-64)  
**Played three consecutive overtime games:** Never



# THE LAST TIME A UK OPPONENT ...

## INDIVIDUALS

### SCORING

**Scored 25 points:** Daryl Banks III (27), vs. Saint Peter's, 3/17/22  
**Scored 30 points:** JD Notae (30), Arkansas, 2/26/22  
**Scored 35 Points:** Bubba Parham (35), VMI, 11/21/18  
**Scored 40 points:** Elston Turner (40), TEXAS A&M, 1/12/13  
**Scored 45 points:** David Robinson (45), Navy, 1/25/87  
**Scored 50 points:** Austin Carr (50), Notre Dame, 12/29/79  
**Scored 60 points:** Pete Maravich (64), LSU, 2/21/70  
**Scored 65 points:** Never  
**Two players had 20 points:** Joey Hauser (23), Malik Hall (20), vs. Michigan State, 11/15/22  
**Three players had 20 points:** R.J. Barrett, Zion Williamson, Cam Reddish, Duke, 11/6/18  
**Two players had 30 points:** Ronnie Henderson (36) and Claren Ceasar (32), LSU, 2/15/94  
**Five players scored in double figures:** LSU, 2/18/20

### FIELD GOALS

**Made 15 FG in a game:** David Robinson (17), NAVY, 1/25/87  
**Made 16 FG in a game:** David Robinson (17), NAVY, 1/25/87  
**Made 17 FG in a game:** David Robinson (17), NAVY, 1/25/87  
**Made 18 FG in a game:** Steve Downing (19), Indiana, 12/11/71  
**Made 19 FG in a game:** Steve Downing (19), Indiana, 12/11/71  
**Made 20 FG in a game:** Johnny Neumann (20), Ole Miss, 1/2/71  
**Made 21 FG in a game:** Austin Carr (21), Notre Dame, 12/29/70  
**Made 22 FG in a game:** Austin Carr (22), Notre Dame, 3/12/70  
**Made 23 FG in a game:** Pete Maravich (23), LSU, 2/21/70  
**Made 24 FG in a game:** Never  
**Attempted 17 FG in a game:** Daryl Banks III (19), vs. Saint Peter's, 3/17/22  
**Attempted 18 FG in a game:** Daryl Banks III (19), vs. Saint Peter's, 3/17/22  
**Attempted 19 FG in a game:** Daryl Banks III (19), vs. Saint Peter's, 3/17/22  
**Attempted 20 FG in a game:** JD Notae (26), Arkansas, 2/26/22  
**Attempted 25 FG in a game:** JD Notae (26), Arkansas, 2/26/22  
**Attempted 30 FG in a game:** Freeman Williams (40), Portland State, 12/16/17  
**Attempted 35 FG in a game:** Freeman Williams (40), PORTLAND STATE, 12/16/77  
**Attempted 40 FG in a game:** Freeman Williams (40), PORTLAND STATE, 12/16/77  
**Attempted 45 FG in a game:** Johnny Neumann (50), Ole Miss, 1/2/71  
**Attempted 50 FG in a game:** Johnny Neumann (50), Ole Miss, 1/2/71  
**Attempted 53 FG in a game:** Pete Maravich (53), LSU, 2/22/69  
**Attempted 54 FG in a game:** Never

### 3-POINTERS

**Made 5 3-pointers in a game:** Daryl Banks III (5), vs. Saint Peter's, 3/17/22  
**Made 6 3-pointers in a game:** Keon Ellis (7), ALABAMA, 2/19/22  
**Made 7 3-pointers in a game:** Keon Ellis (7), ALABAMA, 2/19/22  
**Made 8 3-pointers in a game:** Bubba Parham (10), VMI, 11/18/18  
**Made 9 3-pointers in a game:** Bubba Parham (10), VMI, 11/18/18  
**Made 10 3-pointers in a game:** Bubba Parham (10), VMI, 11/18/18  
**Made 11 3-pointers in a game:** Corey Allmond (11), Sam Houston State, 11/19/2009  
**Made 12 3-pointers in a game:** Never  
**Attempted 10 3-pointers in a game:** Darius Days (10), LSU, 2/23/22  
**Attempted 15 3-pointers in a game:** Bubba Parham (16), VMI, 11/18/18  
**Attempted 16 3-pointers in a game:** Bubba Parham (16), VMI, 11/18/18  
**Attempted 17 3-pointers in a game:** Chris Jackson (17), LSU, 2/15/90  
**Attempted 18 3-pointers in a game:** Jeff Boschee (18), Kansas, 3/14/99  
**Attempted 19 3-pointers in a game:** Never

### FREE THROWS

**Made 10 FT in a game:** Xavier Pinson (12), LSU, 2/23/22  
**Made 11 FT in a game:** Xavier Pinson (12), LSU, 2/23/22  
**Made 12 FT in a game:** Xavier Pinson (12), LSU, 2/23/22  
**Made 13 FT in a game:** Samir Doughty (14), Auburn, 2/1/20  
**Made 14 FT in a game:** Samir Doughty (14), Auburn, 2/1/20

**Made 15 FT in a game:** Brenton Williams (15), South Carolina, 3/1/14  
**Made 16 FT in a game:** Dan Cross (16), FLORIDA, 2/18/95  
**Made 17 FT in a game:** John Mengelt (17), AUBURN, 3/2/70  
**Made 18 FT in a game:** Pete Maravich (18), LSU, 2/21/70  
**Made 19 FT in a game:** Never  
**Attempted 15 FT in a game:** Samir Doughty (15), Auburn, 2/1/20  
**Attempted 20 FT in a game:** Harding McCaleb (25), Louisville, 2/22/1916  
**Attempted 25 FT in a game:** Harding McCaleb (25), Louisville, 2/22/1916  
**Attempted 26 FT in a game:** Never

### REBOUNDS

**15 Rebs:** Dedric Lawson (15), KANSAS, 1/26/19  
**16 Rebs:** Kennedy Meeks (17), North Carolina, 3/26/17  
**17 Rebs:** Kennedy Meeks (17), North Carolina, 3/26/17  
**18 Rebs:** Sean May (19), North Carolina, 12/4/04  
**19 Rebs:** Sean May (19), North Carolina, 12/4/04  
**20 Rebs:** Andrew DeClercq (20), Florida, 1/18/94  
**25 Rebs:** Leon Douglas (25), ALABAMA, 1/20/75  
**30 Rebs:** Kenneth Stanley (30), SOUTHERN CAL, 12/4/61  
**31 Rebs:** Never  
**Two players had 10 rebounds:** Desean Murray (11) and Anfernee McLemore (11), Auburn, 2/14/18  
**Three players had 10 rebounds:** Craig Victor II (12), Tim Quarterman (10), Ben Simmons (10), LSU, 1/5/16

### ASSISTS

**10 assists:** Tonny Trocha-Morelos (10), Texas A&M, 3/4/2017  
**11 assists:** Dwyane Wade (11), Marquette, 3/29/03  
**12 assists:** Edgar Padilla (12), UMass, 3/30/96  
**13 assists:** Billy McCaffrey (14), Vanderbilt, 1/13/93  
**14 assists:** Billy McCaffrey (14), Vanderbilt, 1/13/93  
**15 assists:** Eric Richardson (15), Alabama, 2/4/84  
**16 assists:** Never

### BLOCKS

**5 blocks:** Jamarion Sharp (7), WESTERN KENTUCKY, 12/22/21  
**6 blocks:** Jamarion Sharp (7), WESTERN KENTUCKY, 12/22/21  
**7 blocks:** Jamarion Sharp (7), WESTERN KENTUCKY, 12/22/21  
**8 blocks:** Jarvis Varnado (10), Mississippi State, 1/15/08  
**9 blocks:** Jarvis Varnado (10), Mississippi State, 1/15/08  
**10 blocks:** Jarvis Varnado (10), Mississippi State, 1/15/08  
**11 blocks:** Samaki Walker (11), Louisville, 1/1/95  
**12 blocks:** Never

### STEALS

**5 steals:** Ben Simmons (7), LSU, 3/5/16  
**6 steals:** Ben Simmons (7), LSU, 3/5/16  
**7 steals:** Ben Simmons (7), LSU, 3/5/16  
**8 steals:** Never

## TEAM

### SCORING

**Scored 90 or more points:** 118, Duke, 11/6/18 (L, 118-84)  
**Scored 90 or more points (SEC game):** 90, Georgia, 3/4/09 (L, 90-85)  
**Scored 100 or more points:** 118, Duke, 11/6/18 (L, 118-84)  
**Scored 100 or more points (SEC game):** 101, Arkansas, 2/10/93 (L, 101-94)  
**Scored 110 or more points:** 118, Duke, 11/6/18 (L, 118-84)  
**Scored 110 or more points (SEC game):** 110, Vanderbilt, 3/4/67 (L, 110-94)  
**Scored 120 or more points:** 121, North Carolina, 12/27/89 (L, 121-110)  
**Scored 120 or more points (SEC game):** Never  
**Scored 130 or more points:** 150, Kansas, 12/9/89 (L, 150-95)  
**Scored 140 or more points:** 150, Kansas, 12/9/89 (L, 150-95)  
**Scored 150 or more points:** 150, Kansas, 12/9/89 (L, 150-95)  
**Scored 160 or more points:** Never  
**Scored less than 50 points:** 48, HIGH POINT, 12/31/21 (W, 92-48)  
**Scored less than 50 points (SEC game):** 48, SOUTH CAROLINA, 2/5/19 (W, 76-48)  
**Scored less than 40 points:** 39, West Virginia, 3/26/15 (W, 78-39)  
**Scored less than 40 points (SEC game):** 37, MISSOURI, 1/13/15 (W, 86-37)  
**Scored less than 30 points:** 28, MONTANA STATE, 11/23/14 (W, 86-28)  
**Scored less than 30 points (SEC game):** 26, GEORGIA TECH, 1/28/46 (W, 86-37)  
**Scored less than 20 points:** 18, WESTERN ONTARIO, 12/10/49 (W, 90-21)

**Scored less than 20 points (SEC game):** 18, ALABAMA, 2/10/40 (W, 46-18)  
**Scored less than 10 points:** 9, Tulane, 12/21/34 (W, 39-9)  
**Scored less than 10 points (SEC game):** Never

### SHOOTING PERCENTAGES

**Shot 70% from the field:** Never  
**Shot 60% from the field:** .640 (32-50), Florida, 3/4/07  
**Shot 50% from the field:** .509 (29-57), vs. Saint Peter's, 3/17/22  
**Shot 30% or less from the field:** .281 (18-64) at Alabama, 2/5/22  
**Shot 20% or less from the field:** .197 (12-61), MONTANA STATE, 11/23/14  
**Shot 10% or less from the field:** Never (shooting percentages not recorded prior to 1947)

### 3-Pointers

**Made 10 or more 3-pointers:** 11 (11-28), vs. Vanderbilt, 3/17/22  
**Made 15 or more 3-pointers:** 19 (19-38), VMI, 11/18/18  
**Made 20 or more 3-pointers:** Never  
**Made zero 3-pointers:** 0 (0-15), Auburn, 1/19/13  
**Attempted 30 or more 3-pointers:** 40 (14-40), ALABAMA, 2/19/22

### FREE THROWS

**Shot 90% or better from FT line:** 90.5 (19-21), GEORGIA, 1/8/22  
**Shot 100% from FT Line:** 6-6, FLORIDA, 2/12/22  
**Shot 50% or less from FT line:** .385 (5-13), at Texas A&M, 1/19/22  
**Attempted 40 FT:** 44 (33-44), Auburn, 2/1/20  
**Attempted five or less FT:** 4 (2-4), HIGH POINT, 12/31/21  
**Made 30 FT:** 33 (33-44), Auburn, 2/1/20

### REBOUNDS

**Pulled down 50 rebounds:** 54 (17-37), Florida, 2/4/17  
**Pulled down 20 offensive rebounds:** 23, LSU, 2/18/20



# RUPP ARENA AT CENTRAL BANK CENTER

## Year-by-Year Records

Season	W-L	Percentage
2022-23	2-0	1.000
2021-22	18-0	1.000
2020-21	5-6	.455
2019-20	16-2	.889
2018-19	17-1	.944
2017-18	16-2	.889
2016-17	15-2	.882
2015-16	17-0	1.000
2014-15	19-0	1.000
2013-14	16-2	.889
2012-13	16-2	.889
2011-12	18-0	1.000
2010-11	15-0	1.000
2009-10	18-0	1.000
2008-09	12-6	.667
2007-08	14-4	.778
2006-07	14-2	.875
2005-06	10-5	.667
2004-05	14-1	.933
2003-04	11-2	.846
2002-03	12-1	.923
2001-02	12-3	.800
2000-01	11-1	.917
1999-2000	14-0	1.000
1998-99	12-1	.923
1997-98	9-3	.750
1996-97	12-1	.923
1995-96	13-0	1.000
1994-95	12-1	.923
1993-94	13-1	.929
1992-93	16-0	1.000
1991-92	15-2	.882
1990-91	13-0	1.000
1989-90	13-2	.867
1988-89	8-6	.571
1987-88	14-2	.875
1986-87	13-2	.867
1985-86	18-0	1.000
1984-85	11-3	.786
1983-84	16-0	1.000
1982-83	14-1	.933
1981-82	15-1	.938
1980-81	15-0	1.000
1979-80	12-3	.800
1978-79	11-4	.733
1977-78	16-0	1.000
1976-77	12-2	.857
<b>Total</b>	<b>635-77</b>	<b>.892</b>

Year Opened:	1976
First Game:	Nov. 27, 1976
All-Time Record:	635-77 (89.2%)
Record Under Calipari:	208-17 (92.4%)
Capacity:	20,500
Record Crowd:	24,479 (1/20/10)
Longest Win Streak:	54 (11/9/10-12/1/12)
Current Win Streak:	21

## Cats Rock at Rupp

The Wildcats are 635-77 (89.2%) in Rupp Arena. Among the most notable marks of dominance as the nation's toughest venue to play include:

- School record 54-game winning streak to begin the John Calipari era
- Kentucky is 345-46 (88.2%) in regular-season SEC games in Rupp
- The Wildcats set a program home record of 19 wins in 2014-15
- UK has gone undefeated at home in six of Calipari's 13 full seasons
- Kentucky has a perfect mark in 14 of Rupp Arena's 46 seasons

## 600 Wins at Rupp in Record Time

With a victory over Fairleigh Dickinson on Dec. 7, 2019, Kentucky reached the 600-win mark at Rupp Arena faster than any other program in NCAA Division I level history. UK needed just 670 games to reach win No. 600 in Rupp Arena.

It took UCLA, which previously owned the fastest pace to 600 wins, 689 games in Pauley Pavilion. Only one other team, Kansas, achieved win No. 600 in fewer than 700 games at its home venue. The Jayhawks reached the significant win in their 699th game.

## Cal Owns Longest Win Streaks in Rupp

With UK's 2011-12 season-opening victory over Marist, UK head coach John Calipari recorded his 34th consecutive win in Rupp Arena as UK's head coach. It broke former UK head coach Rick Pitino's longest streak of 33 games in the venue.

The winning streak reached as long as 54 games. Calipari didn't suffer his first loss in Rupp Arena until losing to Baylor in his fourth season, in 2012-13. The 54-game run, however, was his longest career home winning streak. He also had the second-longest streak in the arena as the Cats won 42 straight from March 4, 2014 to Nov. 25, 2016.

## New Chairbacks, Fewer Seats

After receiving a \$16 million upgrade over the 2014-15 and 2015-16 seasons that enhanced the fan experience with the likes of a new Daktronics center-hung scoreboard, ribbons boards, new corner video boards and a new audio system, Rupp Arena is undergoing an additional transformation as a part of UK's new leasing agreement with the Lexington Center.

Chair-back seating in the upper-level sideline was installed in sections 211-217 and 228-234 for the 2019-20 season. Club areas are available to season ticket holders.

The new seating reduced Rupp Arena's capacity to 20,500.

## Pack the House

Until reducing capacity for the 2019-20 season, Kentucky had led the nation in average home attendance in 20 of 24 seasons. That number included a Rupp Arena record of 24,110 in John Calipari's first season (2009-10) as head coach and averaging more than 23,000 in seven of Calipari's first 10 seasons.

Kentucky averaged 19,338 in 18 home games in 2021-22.

## The Top-Ranked Team at Home

Kentucky has lost just four times at home as the Associated Press top-ranked team in the history of the program and just three times in Rupp Arena. Prior to the losses to Evansville (Nov. 12) and UCLA (Dec. 3, 2016), the other two losses came by just one point.

The Wildcats are 54-3 all-time as the AP No. 1 team in Rupp Arena since its opening in 1976. The first loss was to Auburn, 53-52, on Jan. 9, 1988.

## Coach Cal in Rupp Arena

It's been downright difficult to beat Kentucky in Rupp Arena during the John Calipari era. UK is 208-17 (92.4%) in Rupp Arena under Calipari.

- Kentucky is 24-6 (80.0%) vs. Associated Press Top 25 opponents in Rupp in the Calipari era
- UK is 184-11 (94.4%) vs. AP unranked teams in Rupp under Calipari
- The Wildcats are 106-6 (94.6%) at home vs. nonconference foes under Calipari
- Calipari notched his 100th career win in Rupp Arena as Kentucky's coach with the Wildcats' 110-75 rout of Auburn on Feb. 21, 2014. It took Calipari 104 games to reach the century mark, the fastest of any UK coach

## Cal Passes Hall for Rupp Record

With a 101-70 victory over Cleveland State on Nov. 23, 2016, John Calipari passed former UK head coach Joe B. Hall for most wins in Rupp Arena. Calipari currently has 208 wins inside the historic venue. Hall won 122.

## 2022-23 Opponent Breakdown

### Howard (Nov. 7)

All-time games in Rupp Arena: 1  
UK record in Rupp vs. HU: 1-0  
Last time in Rupp Arena: UK, 95-63 (11/7/22)

### Duquesne (Nov. 11)

All-time games in Rupp Arena: 3  
UK record in Rupp vs. DU: 3-0  
Last time in Rupp Arena: UK, 77-52 (11/11/22)

### South Carolina State (Nov. 17)

All-time games in Rupp Arena: 0  
UK record in Rupp vs. SCSU: 0-0  
Last time in Rupp Arena: n/a

### North Florida (Nov. 23)

All-time games in Rupp Arena: 1  
UK record in Rupp vs. UNF: 1-0  
Last time in Rupp Arena: UK, 86-52 (11/26/21)

### Bellarmine (Nov. 29)

All-time games in Rupp Arena: 0  
UK record in Rupp vs. BU: 0-0  
Last time in Rupp Arena: n/a

### Yale (Dec. 10)

All-time games in Rupp Arena: 0  
UK record in Rupp vs. YU: 0-0  
Last time in Rupp Arena: n/a

### Florida A&M (Dec. 21)

All-time games in Rupp Arena: 0  
UK record in Rupp vs. FAMU: 0-0  
Last time in Rupp Arena: n/a

### Louisville (Dec. 31)

All-time games in Rupp Arena: 20  
UK record in Rupp vs. UL: 16-4  
Last time in Rupp Arena: UK, 78-70<sup>OT</sup> (12/28/19)

### LSU (Jan. 3)

All-time games in Rupp Arena: 34  
UK record in Rupp vs. LSU: 28-6  
Last time in Rupp Arena: UK, 71-66 (2/23/22)

### South Carolina (Jan. 10)

All-time games in Rupp Arena: 28  
UK record in Rupp vs. USC: 26-2  
Last time in Rupp Arena: UK, 92-64 (3/6/21)

### Georgia (Jan. 17)

All-time games in Rupp Arena: 42  
UK record in Rupp vs. UGA: 38-4  
Last time in Rupp Arena: UK, 92-77 (1/8/22)

### Texas A&M (Jan. 21)

All-time games in Rupp Arena: 6  
UK record in Rupp vs. TAMU: 4-2  
Last time in Rupp Arena: UK, 85-74 (1/8/19)

### Kansas (Jan. 28)

All-time games in Rupp Arena: 7  
UK record in Rupp vs. KU: 5-2  
Last time in Rupp Arena: UK, 71-63 (1/26/19)

### Florida (Feb. 4)

All-time games in Rupp Arena: 46  
UK record in Rupp vs. UF: 37-9  
Last time in Rupp Arena: UK, 78-57 (2/12/22)

### Arkansas (Feb. 7)

All-time games in Rupp Arena: 17  
UK record in Rupp vs. UA: 13-4  
Last time in Rupp Arena: UA, 81-80 (2/9/21)

### Tennessee (Feb. 18)

All-time games in Rupp Arena: 46  
UK record in Rupp vs. UT: 39-7  
Last time in Rupp Arena: UK, 107-79 (1/15/22)

### Auburn (Feb. 25)

All-time games in Rupp Arena: 32  
UK record in Rupp vs. AU: 30-2  
Last time in Rupp Arena: UK, 82-80 (2/13/21)

### Vanderbilt (March 1)

All-time games in Rupp Arena: 44  
UK record in Rupp vs. VU: 42-2  
Last time in Rupp Arena: UK, 77-70 (2/2/22)





# COACH CALIPARI

## Calipari Reaches 800 Career Victories in OT Win over Mississippi State

With Kentucky's overtime win over Mississippi State on Jan. 25, 2022, John Calipari reached 800 on-court wins. At the time he was one of just 22 coaches, regardless of NCAA level of classification, to reach that barrier. Only 14 coaches have done it with at least 10 seasons at the Division I level.

Calipari became the fourth-fastest coach to 800 on-court wins ever at 1,037 games. Only Adolph Rupp (972 games), Roy Williams (1,012 games) and Dean Smith (1,029 games) did it faster. At Kentucky, Calipari owns the second-most wins in program history, trailing only the legendary Adolph Rupp, who led the Wildcats for 41 seasons and spanned 1,066 games.

Although Calipari is still climbing the charts, he is doing it nearly as fast as anyone else in NCAA history. When he and Kentucky defeated Ole Miss on March 5, 2019, Calipari became the fourth-fastest coach to 300 wins (369 games) at one program in NCAA history. Only Bill Self (358 games at Kansas), Claire Bee (359 games at Long Island) and Rupp (366 at UK) got there faster.

### **Coaching On-Court Win Totals at the Division I Level through Nov. 15:**

1. Mike Krzyzewski - 1,199
2. Jim Boeheim - 1,100 (*active*)
- 
8. Bob Huggins - 847 (*active*)
9. Cliff Ellis - 821 (*active*)
10. John Calipari - 812 (*active*)

## Calipari Ahead of the Pack at Kentucky

Through 13 seasons at Kentucky, John Calipari's time in Lexington has been every bit as successful -- and more -- as fans hoped it would when he agreed to become the head coach at Kentucky in the spring of 2009.

By just about every measure, he is the most successful coach in college basketball during the last decade-plus. Among schools who have been to at least two Elite Eights and a Final Four since 2009-10, Calipari ranks:

- First in NCAA Tournament wins (31)
- First in Final Four appearances (four)
- First in Elite Eight appearances (seven)
- First in Sweet Sixteen appearances (eight)
- Second in league tournament titles (six)
- Third in regular-season conference titles (six)
- Third in NCAA titles (one)

## First-Ballot Hall of Famer

Kentucky men's basketball coach John Calipari joined basketball's fraternity of legends in September 2015 after being elected to the Naismith Memorial Basketball Hall of Fame on the first ballot.

Calipari joined an elite group of basketball players and coaches in the Naismith Hall of Fame, considered to be one of the ultimate honors in the sport. The Class of 2015 included Calipari, Dick Betveta, Wildcat Louie Dampier, Lindsay Gaze, Tom Heinsohn, John Isaacs, Spencer Haywood, Lisa Leslie, Dikembe Mutombo, George Raveling and JoJo White.

Calipari was inducted in Springfield, Massachusetts. Nearly 70 former players joined him on stage during his acceptance speech.

## Calipari Receives Jefferson Award

Kentucky men's basketball head coach John Calipari received the Jefferson Award for Outstanding Public Service in Sports by Multiplying Good on Nov. 2. For more than 50 years, Multiplying Good has honored those who put others first. Those receiving the Jefferson Award are empowered to do more, while their stories of extraordinary public service inspire others to action. It is an award that underscores impact.

- Founded over 50 years ago by Jackie Kennedy Onassis, Sen. Bob Taft Jr., and Sam Beard, Multiplying Good is the world's most foremost and highly celebrated organization focused on and honoring public service
- Other recipients of the Jefferson Award include Arthur Ashe, Tom Brokaw, Larry Fitzgerald, Betty Ford, John Glenn, Bob Hope, Steve Jobs, Shaquille O'Neal, General Colin Powell, John D. Rockefeller and Oprah Winfrey
- Calipari is the first men's college basketball coach to receive the honor

## Coach Cal Immortalized at UMass, Clarion, Conference USA

John Calipari's Hall of Fame rise began at UMass, and the school honored his program's breakthrough in the 1990s by unveiling a statue of Calipari on the Amherst campus in September 2021. Calipari was one of four icons synonymous with UMass basketball to earn the honor. Calipari's statue was unveiled next to Marcus Camby, Julius Erving and the late Jack Leaman outside the Mullins Center.

At UMass, Calipari led the Minutemen to a 193-71 on-court record in his eight seasons as head coach from 1989-96. His .731 career winning percentage remains the best in school history, and he ranks second all-time at UMass in victories with 193. Calipari led UMass to five straight NCAA Tournament appearances from 1992 to 1996 after UMass had gone to the NAAs only once in the first 81 years of the program. His Minutemen made the Atlantic 10's

first and only Final Four appearance during the 1996 season, during which they went 35-2 overall and spent 10 weeks ranked No. 1 in the nation. Following the 1996 season, Calipari was named National Coach of the Year by the National Association of Basketball Coaches, The Sporting News and Naismith.

Not only did John Calipari have a statue erected in his honor, the court at Clarion -- Calipari's alma mater -- is now named after the Hall of Famer. The court in Tiffin Gymnasium was officially renamed the John V. Calipari Court in September 2021 and will be known as Coach Cal Court.

Like many coaches, Calipari began his career in basketball on the court as a player. He was a star high school basketball player at Moon High School in Western Pennsylvania under another Clarion graduate Joe Sacco. Calipari started his college playing career at UNC Wilmington before transferring to Clarion in 1981, helping the Golden Eagles reach their first NCAA Division II Tournament in program history that year.

In the summer of 2022, Calipari was enshrined into the Conference USA Hall of Fame. Calipari is being honored by the league for his impressive tenure as head men's basketball coach at the University of Memphis, where he coached from the 2000-01 season through 2008-09. Calipari led the Tigers to the 2008 NCAA title game, including 38 wins that season, making him the winningest coach for a single season in NCAA history. As a result, he earned his second Naismith National Coach of the Year honor, becoming only the second coach to earn the honor multiple times since its inception in 1987. He was also C-USA Coach of the Year that season.

Calipari, the 2009 Sports Illustrated National Coach of the Year, led the Tigers to nine straight 20-win campaigns and nine consecutive postseason appearances, the only Memphis coach to do that. He posted 252 on-court wins -- 28.0 wins per season -- as the Tigers' head coach, making him the winningest coach in school history. From 2006-08, the Tigers won 104 games, making Calipari the winningest head coach in NCAA Division I history in a three-year span.

## Calipari Named Coach of the Decade

Underscored by more victories than any other coach or program in his first 10 seasons at the helm at Kentucky, more Final Four appearances, a record number of NBA Draft picks, and the 2012 national championship, John Calipari was named the College Basketball Coach of the Decade by Sporting News in January 2020.

In a piece penned by national writer Mike DeCourcy, Sporting News credited Calipari for changing the college basketball landscape. Detailing Calipari's success -- what DeCourcy described as a "college basketball revolution" -- DeCourcy wrote that "no one defined the 2010s in the same way as Calipari ... nor achieved the same degree of consistent success."

In an era where kids can enter the NBA Draft at 19 years old, Calipari masterfully balances the priority of players' long-term professional dreams with individual and team development, leading to on-court success that no other team has matched.

## Calipari Unrivaled in Conference

John Calipari has won 16 league regular-season championships (including six Southeastern Conference titles) seven more than the next-closest coach in the SEC (Bruce Pearl has nine). Calipari has won six SEC Tournament championships at Kentucky and owns 15 conference tournament titles in his career, 11 more than his closest competitors (Ben Howland, Kermit Davis and Nate Oats).

Calipari has tallied a 381-120 (76.0%) all-time record within conference play as a head coach and owns a 173-54 (76.2%) record since joining the SEC.

Although he's been publicly outspoken against conference tournaments -- only because he doesn't favor playing three or more games on consecutive days to win the tournament -- his teams have gotten up for them. Calipari's teams at UMass, Memphis and Kentucky have been to 19 conference championship games in his career, winning a remarkable 15 of them. Calipari is 58-14 (80.6%) all-time in conference tournaments, including 24-6 (80.0%) at UK. Calipari ranks third in SEC Tournament wins.

## There's No Place Like Home

John Calipari-coached teams have posted an all-time record of 447-49 (90.1%) record at home in his stops at UMass, Memphis and Kentucky. At UK, Coach Cal is 208-17 (92.4%) in Rupp Arena.

In six of Calipari's 13 complete seasons at Kentucky, the Wildcats have posted an undefeated record at home, including a school-record 19-0 mark during the 2014-15 season.

Calipari owns both of UK's longest winning streaks in the arena. He began his career at UK with a 54-game winning streak at Rupp Arena. It was the longest winning streak since the arena opened in 1976. With a win over Georgia on Feb. 9, 2016, he secured the second-longest streak in the storied building at 34 games (which ended at 42).

Coach	Streak (Yrs)
1. <b>John Calipari</b>	<b>54 (2010-13)</b>
2. <b>John Calipari</b>	<b>42 (2014-17)</b>
3. Rick Pitino	33 (1992-94)
4. Joe B. Hall	30 (1981-82)
5. Rick Pitino	27 (1995-97)

## Life Away From Home Isn't So Bad Either

As good as John Calipari's team's have been at home, they're pretty good in hostile environments on the road. Dating back to the 2005-06 season, Calipari has recorded a 118-58 (67.0%) record on the road. At neutral-site venues, Kentucky is 81-31 (72.3%) under Calipari.



# COACH CALIPARI

## UK vs. AP Ranked Foes Under Cal Record as AP Top-Ranked Coach Since 2009-10

Coach	Schools	Records
1. John Calipari	Kentucky	69-8
2. Mark Few	Gonzaga	68-8
3. Mike Krzyzewski	Duke	53-12
4. Bill Self	Kansas	46-9
5. Jay Wright	Villanova	28-6
6. Scott Drew	Baylor	16-4
7. Jim Boeheim	Syracuse	15-4
8. Tom Crean	Indiana	14-3
9. Thad Matta	Ohio State	13-2
10. Sean Miller	Arizona	12-1

## Record as AP Top-Ranked Coach Active

Coach	Schools	Records
1. John Calipari	UK, Memphis, UMass	110-13
2. Mark Few	Gonzaga	68-8
3. Bill Self	Kansas	48-10
4. Bruce Weber	Illinois	30-2
5. Jim Boeheim	Syracuse	24-5
6. Thad Matta	Ohio State	22-3
7. Bob Huggins	Cincinnati	20-4
8. Scott Drew	Baylor	16-4
9. Tom Izzo	Michigan State	15-5
10. Sean Miller	Arizona	12-1

through games on Nov. 15

## All-Time Calipari Draft Picks

Player (School)	Round	Year (Overall)
Bam Adebayo (UK)	First	2017 (14)
Eric Bledsoe (UK)	First	2010 (18)
Devin Booker (UK)	First	2015 (13)
Brandon Boston Jr. (UK)	Second	2021 (51)
Antonio Burks (MEM)	Second	2004 (36)
Marcus Camby (UMASS)	First	1996 (2)
Rodney Carney (MEM)	First	2006 (16)
DeMarcus Cousins (UK)	First	2010 (5)
Willie Cauley-Stein (UK)	First	2015 (6)
Anthony Davis (UK)	First	2012 (1)
Hamidou Diallo (UK)	Second	2018 (45)
Joey Dorsey (MEM)	Second	2008 (33)
C. Douglas-Roberts (MEM)	Second	2008 (40)
Robert Dozier (MEM)	Second	2009 (60)
Tyrece Evans (MEM)	First	2009 (4)
De'Aaron Fox (UK)	First	2017 (5)
S. Gilgeous-Alexander (UK)	First	2018 (11)
Archie Goodwin (UK)	First	2013 (29)
Josh Harrellson (UK)	Second	2011 (45)
Andrew Harrison (UK)	Second	2015 (44)
Tyler Herro (UK)	First	2019 (13)
Isaiah Jackson (UK)	First	2021 (22)
Dakari Johnson (UK)	Second	2015 (48)
Keldon Johnson (UK)	First	2019 (29)
Terrence Jones (UK)	First	2012 (18)
Enes Kanter (UK)	First	2011 (3)
Michael Kidd-Gilchrist (UK)	First	2012 (2)
Brandon Knight (UK)	First	2011 (8)
Kevin Knox (UK)	First	2018 (9)
Skal Labissiere (UK)	First	2016 (28)
Doron Lamb (UK)	Second	2012 (42)
DeAndre Liggins (UK)	Second	2011 (53)
Trey Lyles (UK)	First	2015 (12)
Tyrese Maxey (UK)	First	2020 (21)
Darius Miller (UK)	Second	2012 (46)
Malik Monk (UK)	First	2017 (11)
Jamal Murray (UK)	First	2016 (7)
Nerlens Noel (UK)	First	2013 (6)
Daniel Orton (UK)	First	2010 (29)
Patrick Patterson (UK)	First	2010 (14)
Immanuel Quickley (UK)	First	2020 (25)
Julius Randle (UK)	First	2014 (7)
Nick Richards (UK)	Second	2020 (42)
Lou Roe (UMass)	Second	1995 (30)
Derrick Rose (MEM)	First	2008 (1)
Shaedon Sharpe (UK)	First	2022 (7)
Marquis Teague (UK)	First	2012 (29)
Karl-Anthony Towns (UK)	First	2015 (1)
Tyler Ulis (UK)	Second	2016 (34)
Jarred Vanderbilt (UK)	Second	2018 (41)
Dajuan Wagner (MEM)	First	2002 (6)
John Wall (UK)	First	2010 (1)
PJ Washington (UK)	First	2019 (12)
TyTy Washington Jr. (UK)	First	2022 (29)
Shawne Williams (MEM)	First	2006 (17)
James Young (UK)	First	2014 (17)

## Calipari in Elite Company with Conference Championships

When Kentucky clinched a share of the 2017 Southeastern Conference championship, John Calipari became the first NCAA Division I coach to lead three different programs (UMass, Memphis, Kentucky) to five on-court regular-season league titles five different times. He won the Atlantic 10 at the helm of UMass in 1992, '93, '94, '95 and '96, Memphis claimed the Conference USA crown in 2004, '06, '07, '08 and '09, and Kentucky has captured the SEC six times in 2010, '12, '15, '16, '17 and '20.

Perhaps more impressive is that Calipari has 31 combined regular-season and tournament championships after clinching the SEC regular-season crown in 2020. That trails only Mark Few of Gonzaga (39 titles), among all active coaches. All-time, Calipari trails only the great Adolph Rupp (41) and Few.

## Calipari at No. 1

John Calipari is one of just two coaches (Frank McGuire) to lead three programs to a No. 1 ranking in the Associated Press Top 25.

Calipari has led seven of his 13 UK teams to the No. 1 ranking and eight of his last 15 teams to the top (he's done it 10 times overall). When Coach Cal's teams are at the top, they're difficult to knock off:

- Calipari is 110-13 (89.4%) as the top-ranked Associated Press Top 25 coach in the country
- He's 69-8 (89.6%) when his team is atop the AP Top 25 as UK's head coach
- Calipari tallied a 32-4 mark at UMass at No. 1 and he was 9-1 at Memphis
- He (110) trails only Duke's Mike Krzyzewski (219) in active coaches with victories at No. 1
- Calipari has coached 123 career games as a No. 1 team, fourth most in NCAA history, trailing Krzyzewski (255), John Wooden (228) and Adolph Rupp (127)
- Among coaches who have owned a No. 1 ranking in at least 119 games, Calipari's winning percentage of 89.4% trails only

## UK Collegiate Awards Under Calipari

<b>National Player of the Year</b> John Wall (2010) <i>Adolph Rupp, Yahoo!, Rivals</i>	Kevin Knox (2018) (Coaches) Tyler Herro (2019) (AP) Keldon Johnson (2019) (Coaches)	James Young (2014) Devin Booker (2015) Trey Lyles (2015) Karl-Anthony Towns (2015) Tyler Ulis (2015) Jamal Murray (2016) Bam Adebayo (2017) De'Aaron Fox (2017) Malik Monk (2017) Shai Gilgeous-Alexander (2018) Kevin Knox (2018) Tyler Herro (2019) Keldon Johnson (2019) Tyrese Maxey (2020) Isaiah Jackson (2021) TyTy Washington Jr. (2022)
Anthony Davis (2012) <i>Adolph Rupp, AP, CBS, Basketball Times, Naismith, Sporting News, USBWA, Wooden</i>	<b>SEC Sixth Man of the Year</b> Darius Miller (2012) (Coaches) Kyle Wiltjer (2013) (Coaches) Devin Booker (2015) (Coaches)	
Oscar Tshiebwe (2022) <i>AP, CBS, College Hoops Today, NABC, Naismith, Sporting News, The Athletic, The Field of 68, USBWA, USA Today, Wooden</i>	<b>CoSIDA Academic All-America</b> Alex Poythress (2nd) 2016	
<b>All-America Honors (NCAA Recognized)</b> DeMarcus Cousins (2010) <i>AP (1), NABC (2), USBWA (2), SN (2)</i>	<b>All-SEC</b> DeMarcus Cousins (2010) 1st (Coaches/AP) Patrick Patterson (2010) 1st (Coaches/AP) John Wall (2010) 1st (Coaches/AP) Terrence Jones (2011) 1st (Coaches/AP) Brandon Knight (2011) 1st (Coaches)/2nd (AP) Anthony Davis (2012) 1st (Coaches/AP) Mike Kidd-Gilchrist (2012) 1st (Coaches/AP) Terrence Jones (2012) 2nd (Coaches/AP) Doron Lamb (2012) 2nd (Coaches) Nerlens Noel (2013) 1st (Coaches/AP) Julius Randle (2014) 1st (Coaches/AP) James Young (2014) 2nd (Coaches) Devin Booker (2015) 2nd (Coaches) Willie Cauley-Stein (2015) 1st (Coaches/AP) Aaron Harrison (2015) 2nd (Coaches/AP) Karl-Anthony Towns (2015) 1st (Coaches/AP) Jamal Murray (2016) 1st (Coaches/AP) Tyler Ulis (2016) 1st (Coaches/AP) Bam Adebayo (2017) 2nd (Coaches/AP) De'Aaron Fox (2017) 1st (Coaches/AP) Malik Monk (2017) 1st (Coaches/AP) Shai G.-Alexander (2018) 2nd (Coaches) Kevin Knox (2018) 1st (Coaches) Tyler Herro (2019) 2nd (Coaches) Keldon Johnson (2019) 2nd (Coaches) PJ Washington (2019) 1st (Coaches/AP) Tyrese Maxey (2020) 2nd (Coaches) Nick Richards (2020) 1st (Coaches/AP) Immanuel Quickley (2020) 1st (Coaches/AP) Oscar Tshiebwe (2022) 1st (Coaches/AP) TyTy Washington Jr. (2022) 2nd (Coaches) Sahvir Wheeler (2022) 2nd (Coaches)	<b>NCAA Final Four Team</b> Anthony Davis (MVP) 2012 Michael Kidd-Gilchrist 2012 Doron Lamb 2012 Julius Randle 2014 James Young 2014
<b>SEC Player of the Year</b> John Wall (2010) (Coaches/AP) Anthony Davis (2012) (Coaches/AP) Tyler Ulis (2016) (Coaches/AP) Malik Monk (2017) (AP) Immanuel Quickley (2020) (Coaches) Oscar Tshiebwe (2022) (Coaches/AP)	<b>SEC Defensive Player of the Year</b> Anthony Davis (2012) (Coaches) Nerlens Noel (2013) (Coaches) Willie Cauley-Stein (2015) (Coaches) Tyler Ulis (2016) (Coaches) Ashton Hagans (shared) (2019) (Coaches)	<b>NCAA All-Regional</b> DeMarcus Cousins 2010 John Wall 2010 Josh Harrellson 2011 Brandon Knight (MVP) 2011 DeAndre Liggins 2011 M. Kidd-Gilchrist (MVP) 2012 Anthony Davis 2012 Doron Lamb 2012 Aaron Harrison 2014 Marcus Lee 2014 Julius Randle (MVP) 2014 Willie Cauley-Stein 2015 Andrew Harrison 2015 Karl-Anthony Towns (MVP) 2015 De'Aaron Fox 2017 Isaac Humphries 2017 Tyler Herro 2019 PJ Washington 2019
<b>SEC Freshman (Coaches)/Newcomer (AP) of the Year</b> DeMarcus Cousins (2010) (Coaches) John Wall (2010) (AP) Terrence Jones (2011) (Coaches/AP) Anthony Davis (2012) (Coaches/AP) Nerlens Noel (2013) (Coaches/AP) Julius Randle (2014) (Coaches/AP) Karl-Anthony Towns (2015) (Coaches/AP) Malik Monk (2015) (Coaches/AP)	<b>SEC All-Defensive Team</b> Patrick Patterson (2010) DeAndre Liggins (2011) Anthony Davis (2012) Michael Kidd-Gilchrist (2012) Nerlens Noel (2013) Willie Cauley-Stein (2014) Willie Cauley-Stein (2015) Tyler Ulis (2016) Ashton Hagans (2019) Ashton Hagans (2020) Nick Richards (2020) Isaiah Jackson (2021) Oscar Tshiebwe (2022)	<b>SEC All-Tournament Team</b> John Wall (MVP) 2010 Eric Bledsoe 2010 DeMarcus Cousins 2010 Darius Miller (MVP) 2011 Brandon Knight 2011 Josh Harrellson 2011 Anthony Davis 2011 Terrence Jones 2012 Aaron Harrison 2014 Julius Randle 2014 Willie Cauley-Stein (MVP) 2015 Aaron Harrison 2015 Andrew Harrison 2015 Jamal Murray 2016 Tyler Ulis (MVP) 2016 Bam Adebayo 2017 De'Aaron Fox (MVP) 2017 Dominique Hawkins 2017 Wenyen Gabriel 2018 Shai G.-Alexander (MVP) 2018 Kevin Knox 2018



# COACH CALIPARI

Wooden (95.2%) and is ahead of active coach Krzyzewski (85.8%)

- Calipari is 6-4 vs. the AP top-ranked team in the land, including 3-2 at UK after defeating Michigan State in 2019-20
- According to ESPN, his 60.0% winning percentage against AP top-ranked teams is the best for any head coach

## Dream Maker

As someone who prides himself on helping young men reach their dreams, John Calipari has helped 56 players earn selection in the NBA Draft during his college coaching career, including 45 in his first 13 seasons at UK, more than any other coach.

- Four No. 1 overall selections (Derrick Rose, John Wall, Anthony Davis and Karl-Anthony Towns) during the nine drafts from 2008 to 2016. No other coach has more than three No. 1 picks
- In 2010, five of his UK players were selected in the first round for the first time in NBA history
- His six players in the 2012 and 2015 NBA drafts are the most in the two-round era
- Churned out 45 NBA Draft picks, 34 first-rounders (more than the entire Big Ten during the same time span), three No. 1 selections, seven top-five picks and 22 lottery picks at Kentucky
- Of the 66 full-time scholarship players who have finished their college careers at Kentucky under Calipari (did not transfer or leave the program early), 45 have been selected in the NBA Draft, a 68.2% success rate. Another eight of those made the NBA. This does not include the late Terrence Clarke
- Of the 32 players at UK who have declared for the NBA Draft at the conclusion of their freshman seasons, 29 have been first-round picks. All previous players have played game in the NBA. He is 33 for 36 when including his players from Memphis. This does not include the late Terrence Clarke
- Only coach to produce the top two picks in the same draft (2012, Davis and Michael Kidd-Gilchrist)
- Produced a top-10 pick in 12 straight drafts from 2008-19, the only school to do so during that time period
- Eight of his former players have been named NBA All-Stars (28 total and all since 2010), seven have been tabbed All-NBA (13 times), three were named NBA Rookie of the Year, and 15 players from Calipari's first 12 teams at UK have made the NBA All-Rookie teams. Rose was named NBA MVP in 2011 and Davis won NBA All-Star MVP honors in 2017
- He is the only coach in history to have a former player win each of the following awards: NBA Rookie of the Year, NBA Sixth Man of the Year, NBA Most Improved Player of the Year and MVP

## The Success Rate

John Calipari has graduated 100% of the players (25 of 25) who have been eligible to receive their diploma by the end of their senior years and exhausted their athletic eligibility. Of that group, Brad Calipari, current Wildcat Brennan Canada, Zan Payne, Patrick Patterson, Jarrod Polson and Alex Poythress completed their degrees in three years.

In the NCAA's Academic Progress Rate, which measures eligibility, retention and graduation, Kentucky has posted a single-year Academic Progress Rate of 977 or higher in every season under Calipari, including a perfect 1,000 in six of the last seven single-year reports (numbers were not released last year due to the COVID-19 pandemic).

UK's four-year composite score in the most recent report, which was released in May 2020, was a 994 out of 1,000, earning the team an NCAA academic award for the sixth year in a row for finishing in the top 10% of Division I men's basketball programs.

## Developing Talent

John Calipari hasn't just signed the best talent in the country while he's been at Kentucky; he's been the best at developing that talent and getting it ready for the next level.

Of the 43 top-25 Rivals.com players Kentucky has signed who did not transfer or leave the program early (and aren't still actively playing at UK), 37 were drafted and 29 were selected in the first round. This note does not include the late Terrence Clarke. But that's only half the story. Calipari's players don't just make it to the pros, they're better prepared than anyone else. The proof is in the numbers.

Entering the 2022-23 NBA season, Calipari's NBA pros had amassed more than \$3.5 billion in career NBA contracts, which doesn't include endorsement deals and overseas contracts. Of his UK players in the NBA, they have more than \$3 billion in career contracts.

There's more: Of UK's 22 lottery picks in the Calipari era, 20 have earned second contracts in the NBA with 12 of them cashing in on max contracts. The two who haven't earned second contracts, have been drafted in the last four years and are still on their rookie deal. Since Calipari's first draft class, 33 lottery selections have earned max contracts in the NBA. Twelve of those players are Kentucky alums. Duke (four), UConn (two), Georgetown (two) and Kansas (two) are the only other programs to have multiple lottery selections earn a max contract.

## Double-Digit Win Streaks

John Calipari's teams have posted 19 streaks of 10 or more wins at Kentucky, Memphis and UMass, including six at UK. They have won 15 or more straight games nine times, 20 or more six times, 25 or more five times, and 30 or more once. Of course, the most famous streak was the 38-0 start during the 2014-15 season.

1. 38 Kentucky, 2014-15	6. 24 Kentucky, 2011-12	T10. 14 UMass, 1991-92	T16. 10 Kentucky, 2018-19
2. 27 Memphis, 2008-09	7. 19 Kentucky, 2009-10	T12. 12 Memphis, 2007-08	T16. 10 Kentucky, 2010-11
T3. 26 Memphis, 2007-08	8. 16 UMass, 1994-95	T12. 12 Memphis, 2002-03	T16. 10 Memphis, 2001-02
T3. 26 UMass, 1995-96	9. 15 Memphis, 2005-06	T12. 12 UMass, 1992-93T	16. 10 UMass, 1993-94
5. 25 Memphis, 2006-07	T10. 14 Kentucky, 2016-17	15. 11 Memphis, 2003-04	

## Calipari Nearly Perfect vs. Former Assistants

John Calipari has made it known that he doesn't enjoy coaching against friends. That hasn't stopped him from winning anyway. Calipari is 18-1 all-time when coaching against former assistants with a win over Tony Barbee and Central Michigan on Nov. 26, 2021. He suffered his first and only loss to a former assistant against former Memphis assistant Josh Pastner, now the head coach of Georgia Tech, on Dec. 6, 2020.

- Orlando Antigua - 1-0
- Derek Kellogg - 1-0
- Steve Roccaforte - 2-0
- Tony Barbee - 9-0
- Chuck Martin - 2-0
- Bruiser Flint - 2-0
- Josh Pastner - 1-1

## Recruiting Trail

The Wildcats have signed more top-25 players under John Calipari's than any other school. Nearly a quarter of all Rivals' top-10 prospects over the past 15 classes have signed with Coach Cal and the Cats. The following list is freshman signees only.

PLAYER (YEAR)	ESPN	RIVALS	247	MCD	JB
Aaron Bradshaw ('23)	5	8	4		
Robert Dillingham ('23)	8	6	13		
Justin Edwards ('23)	2	2	3		
Reed Sheppard ('23)	26	22	44		
D.J. Wagner ('23)	1	3	2		
Chris Livingston ('22)	12	11	12	Y	Y
Ugonna Onyenso ('22)	35~	35	39		
Adou Thiero ('22)	NR	NR	165		
Cason Wallace ('22)	20	8	8	Y	Y
Daimion Collins ('21)	19	18	13	Y	Y
Bryce Hopkins ('21)	33	38	43		Y
Shaedon Sharpe ('21)	1~	1~	1~		
TyTy Washington Jr. ('21)	14	14	19		Y
Devin Askew ('20)	26	33	37		Y
Brandon Boston Jr. ('20)	7	5	6	Y	Y
Terrence Clarke ('20)	10	8	10	Y	Y
Cam/Ron Fletcher ('20)	61	49	80		
Isaiah Jackson ('20)	34	28	34		Y
Lance Ware ('20)	46	36	43		
Kareem Watkins ('20)	NR@	NR@	NR@		
Dontaie Allen ('19)	NR	68	98		
Keion Brooks Jr. ('19)	36	29	14		Y
Brennan Canada ('19)	NR@	NR@	NR@		
Johanny Juzang ('19)	30	34	31		
Tyrese Maxey ('19)	13	10	10	Y	Y
Kahlil Whitney ('19)	12	14	11	Y	Y
Ashton Hagans ('18)	20	13	12		
Tyler Herro ('18)	30	36	38		Y
Keldon Johnson ('18)	7	15	18	Y	Y
EJ Montgomery ('18)	14	11	6	Y	Y
Zan Payne ('18)	NR	NR	NR		
Immanuel Quickley ('18)	25	22	19		Y
Jemarl Baker Jr. ('17)	66	82	90		
Hamidou Diallo ('17)	11~	10~	11		
Shai Gilgeous-Alexander ('17)	35	34	20		
Quade Green ('17)	24	22	33	Y	Y
Kevin Knox ('17)	10	10	18	Y	Y
Nick Richards ('17)	17	17	15	Y	Y
Jarred Vanderbilt ('17)	19	14	12	Y	Y
PJ Washington ('17)	12	15	9	Y	Y
Bam Adebayo ('16)	5	7	12	Y	Y
Brad Calipari ('16)	NR	NR	NR		
De'Aaron Fox ('16)	6	6	6	Y	Y
Wenyen Gabriel ('16)	14	13	14	Y	Y
Sacha Killeya-Jones ('16)	24	24	25	Y	Y
Malik Monk ('16)	9	9	10	Y	Y
Tai Wynyard ('16)	NR	NR	NR		
Isaiah Briscoe ('15)	13	10	16	Y	Y
Jonny David ('15)	NR@	NR@	NR@		
Isaac Humphries ('15)	49	NR^	62		
Skal Labissiere ('15)	2	1	2	Y	
Charles Matthews ('15)	42	48	74	Y	
Jamal Murray ('15)	NA^	9	10		
Devin Booker ('14)	18	29	22	Y	Y
Trey Lyles ('14)	6	13	17	Y	Y
Karl-Anthony Towns ('14)	9	5	2	Y	Y
Tyler Ulis ('14)	25	21	20	Y	Y
EJ Floreal ('13)	NR@	NR@	NR@		
Aaron Harrison ('13)	9	7	5	Y	Y
Andrew Harrison ('13)	5	5	3	Y	Y
Dominique Hawkins ('13)	NR	NR	151		
Dakari Johnson ('13)	7	9	8	Y	Y
Marcus Lee ('13)	25	19	14	Y	Y
Julius Randle ('13)	3	2	2	Y	Y
Derek Willis ('13)	NR	115	58		
James Young ('13)	8	11	10	Y	Y
Archie Goodwin ('12)	15	14	18	Y	Y
Willie Cauley-Stein ('12)	40	40	47		
Nerlens Noel ('12)	1	2	1	Y	
Alex Poythress ('12)	13	8	7	Y	Y
Anthony Davis ('11)	1	2	1	Y	Y
Michael Kidd-Gilchrist ('11)	4	3	2	Y	Y
Sam Malone ('11)	NR@	NR@	NR@		
Brian Long ('11)	NR@	NR@	NR@		
Marquis Teague ('11)	8	5	6	Y	Y
Kyle Wiltjer ('11)	19	22	21	Y	Y
Terrence Jones ('10)	9	13	8*	Y	Y
Enes Kanter ('10)	25	3	3*		
Brandon Knight ('10)	4	6	6*	Y	Y
Doron Lamb ('10)	29	21	28*	Y	Y
Jarrod Polson ('10)	NR@	NR@	NR* @		
Stacey Poole, Jr. ('10)	51	33	67*		
Eric Bledsoe ('09)	NR	23	37*		
DeMarcus Cousins ('09)	4	2	3*	Y	Y
Jon Hood ('09)	92	40	46*		
Daniel Orton ('09)	13	22	17*		Y
John Wall ('09)	5	1	2*		Y

<b>Top-10 Players</b>	<b>28</b>	<b>31</b>	<b>30</b>	
<b>Top-25 Players</b>	<b>53</b>	<b>56</b>	<b>55</b>	
<b>Top-50 Players</b>	<b>67</b>	<b>71</b>	<b>68</b>	
<b>McDonald's All-Americans</b>				<b>40</b>
<b>Jordan Brand Classic All-Americans</b>				<b>49</b>

\* Scout.com ranking | ~ final ranking in the 2023, 2022, 2017 classes before early enrollment | ^ reclassified after final rankings were released @ originally joined team as walk-on





# CATS IN THE NBA



## BAM ADEBAYO (Miami Heat)

- Named an NBA All-Star in 2020 and is a three-time selection to the All-NBA Defensive Second Team
- In his sixth season with the Miami Heat



## DEVIN BOOKER (Phoenix Suns)

- First-team selection to the All-NBA Team in 2022 and a three-time NBA All-Star
- In his eighth season with the Phoenix Suns



## BRANDON BOSTON JR. (LA Clippers)

- Second-round pick in the 2021 draft and traded to the Clippers
- Appeared in 51 games during his rookie season and averaged 6.7 points per game



## ANTHONY DAVIS (LA Lakers)

- NBA Champion in 2020, four-time All-NBA selection, eight-time NBA All-Star and All-Star MVP in 2017
- In his 11th season in the NBA and the fourth with the Lakers



## HAMIDOU DIALLO (Detroit Pistons)

- Seen action in more than 200 games as a pro, and averaged a career-best 11.9 ppg in 2021
- In his sixth NBA season and the third with the Pistons



## DE'AARON FOX (Sacramento Kings)

- Averaged a career-best 25.2 points per game in 2020-21
- In his sixth season with the Sacramento Kings



## WENYEN GABRIEL (LA Lakers)

- Undrafted player who has seen action in five NBA seasons, averaging 6.7 ppg in 2021-22
- In his second season with the Lakers



## SHAI GILGEOUS-ALEXANDER (OKC Thunder)

- In his fifth NBA season and fourth with the Thunder and averaged a career-high 24.5 ppg in 2022
- Was named the Western Conference's Player of the Week on Oct. 31



## TYLER HERRO (Miami Heat)

- Claimed NBA Sixth Man of the Year honors in 2022, leading the league with 20.7 ppg off the bench
- In his fourth season with the Miami Heat, and signed a four-year \$130 extension in October



## ISAIAH JACKSON (Indianapolis Pacers)

- Drafted 22nd overall by Indianapolis in 2021
- Averaged 8.3 points and 1.4 blocks per game in 36 games as a rookie



## KELDON JOHNSON (San Antonio Spurs)

- Signed a four-year, \$80 million extension with San Antonio in August
- Started 74 games and averaged a career-high 17.4 ppg in 2021-22



## KEVIN KNOX II (Detroit Pistons)

- Ninth overall pick in the 2018 NBA Draft and is in his fifth season and first with the Pistons
- Signed a two-year deal with Detroit as a free-agent in the summer of 2022



## TREY LYLES (Sacramento Kings)

- In his eighth season and second with the Kings after being selected 12th overall in 2015
- Averaged a career-high 10.6 points and 5.6 rebounds a game in 2021-22



## TYRESE MAXEY (Philadelphia 76ers)

- In his third season with the 76ers after being drafted 21st overall in 2020
- Averaged 17.5 points, 4.3 assists and 3.2 boards while making 74 starts in 2021-22



## MALIK MONK (Sacramento Kings)

- Signed with the Kings in the offseason, and is playing in his sixth NBA season
- Posted career-best averages of 13.8 points, 3.4 boards and 2.9 assists with the Lakers in 2021-22



## JAMAL MURRAY (Denver Nuggets)

- Returned to action for the Nuggets after missing the entire 2021-22 season following an ACL injury
- Has averaged at least 16.7 points per game in each of his last four seasons played



## NERLENS NOEL (Detroit Pistons)

- Signed with Detroit as a free agent in the offseason
- Playing in his ninth NBA season after being drafted sixth overall in 2013



## IMMANUEL QUICKLEY (New York Knicks)

- Entering his third NBA season with the Knicks after being selected 25th in 2020
- Has averaged at least 11.3 points per game in each of his first two seasons



## JULIUS RANDLE (New York Knicks)

- The 2021 NBA Most Improved Player, is a one-time NBA All-Star and All-NBA Second Team pick
- In his ninth season and fourth with the Knicks



## NICK RICHARDS (Charlotte Hornets)

- Has seen action in more than 70 career games entering his third NBA season
- Seven games into the season, he has already set single-game highs for points, rebounds and FGs



## OLIVIER SARR (Portland Trail Blazers)

- Signed with the Blazers in the offseason as a free agent
- Appeared in 22 games during his rookie season with OKC and averaged 7.0 points per game



## SHAEDON SHARPE (Portland Trail Blazers)

- Drafted seventh overall by the Blazers in the 2022 NBA Draft
- Made his first career start on Oct. 28 against Houston



## KARL-ANTHONY TOWNS (Minnesota Timberwolves)

- Unanimous pick as NBA Rookie of the Year in 2016, entering his eighth season with the Wolves
- Three-time NBA All-Star and two-time All-NBA Third Team selection



## JARRED VANDERBILT (Utah Jazz)

- Selected 41st overall in 2018, entering his sixth season and first with the Jazz
- Averaged career highs in points (6.9) and rebounds (8.4) last year with the Timberwolves



## JOHN WALL (LA Clippers)

- Kentucky's first No. 1 overall selection is in his 12th NBA season and first with the Clippers
- Five-time NBA All-Star and an All-NBA Third Team selection in 2017



## PJ WASHINGTON JR. (Charlotte Hornets)

- In his fourth season with Charlotte after being picked 12th overall in 2019
- Has averaged double-digit scoring in all three seasons of his career



## TYTY WASHINGTON JR. (Houston Rockets)

- Taken 29th overall by the Grizzlies and traded to Houston during the 2022 NBA Draft
- Was an All-SEC Second Team selection who averaged 12.5 points per game with UK in 2021-22

## Player Spotlight



Jarred Vanderbilt has been a key to a hot start for the Utah Jazz. The Jazz are off to a 10-5 start and are tied atop the Western Conference standings.

Vanderbilt has started 14 games and is averaging a career-high 8.1 points, 8.3 rebounds and 1.3 steals per game.

He suffered through an injury-plagued one season in Lexington, appearing in just 14 games. He averaged 5.9 points, 7.9 rebounds and 1.0 assists per game. Vanderbilt grabbed 10 or more rebounds in five of his 14 appearances for the Cats in 2017-18 before being drafted 41st overall in the 2018 NBA Draft.

Scan for updated stats, news and more on each player ...



# COACH CALIPARI

A “players-first” coach with a penchant for helping people reach their dreams, John Calipari, a Naismith Memorial Basketball Hall of Famer, has guided six teams to the Final Four, led one to a national championship and helped 54 players earn selection in the NBA Draft during his 30-year college coaching career.

Calipari guided Kentucky to its eighth national championship and his first national title in 2012. In becoming only the second coach in NCAA history to lead three different schools to the Final Four, he has racked up more than 800 on-court victories, 21 NCAA Tournament on-court appearances, six Final Fours and numerous national coach of the year honors.

From UMass to Memphis and now Kentucky, Calipari’s career has been successful throughout, but his most recent run in Lexington has been the best stretch of his career. During Calipari’s first 13 seasons at UK, he has led all coaches in NCAA Tournament wins (31), Final Fours (four), Elite Eights (seven) and Sweet 16s (eight).

In 2015, Coach Cal led college basketball’s first ever 38-0 team, and became one of just three coaches to make four Final Fours in a five-year span. At the end of the season, Calipari became the 96th coach to join the Naismith Memorial Basketball Hall of Fame.

While building a program out of obscurity at UMass, laying the foundation at Memphis and restoring luster at the sport’s greatest program at Kentucky, he totaled the second-most wins in NCAA history in the first 20 years of a college coaching career.

Quite honestly, though, Calipari’s on-court success overshadows a much more significant picture.

In his goal to lead a players-first program, he has helped more than 50 young men realize their dreams and reach the NBA level with 56 players earning NBA Draft selections, including a record five first-round draft picks in 2010. Two years later, six Wildcats heard their names called at the 2012 draft, the most in the two-round draft era. UK, with Calipari’s help, would tie those six picks again in 2015, including a record-tying four lottery selections. His four No. 1 overall picks are more than any other coach, and he has had 45 players drafted during his first 13 years at Kentucky, including 34 first-round picks.

Calipari’s players have entered the league NBA-ready. His players have garnered 28 All-Star selections -- all since 2010 -- with Anthony Davis winning the game’s MVP honor in 2017. Derrick Rose was named NBA MVP in 2011. Six of his players have been tabbed All-NBA (11 times), three have been named NBA Rookie of the Year and 15 players from Calipari’s first 12 teams at Kentucky have made the NBA All-Rookie teams. He is the only coach in history to have a player win each of the NBA’s major honors: MVP, Rookie of the Year, Most Improved Player and Sixth Man of the Year.

Much like he did at UMass, where his players graduated at nearly 80%, Calipari has stressed academics. Seventeen of his last 20 seniors at Memphis earned their bachelor’s degrees, and all 23 players at UK who were eligible to graduate by the end of their senior years walked away with a diploma in hand, including five players who earned their degree in just three years. Calipari’s teams routinely have posted a combined team grade-point average of 3.0 or better.

Calipari has raised millions of dollars to help the lives of those in need in the Commonwealth and beyond. He has had a particular passion to assist those impacted by natural disasters. For instance, in 2010, he used a telethon to raise more than \$1 million for victims of the devastating earthquake in Haiti. He followed that up with telethons in 2012, raising \$1 million for victims of Superstorm Sandy, in 2017 for victims of Hurricane Harvey, played a leading role in the “Kentucky United” efforts that generated more than \$5 million for victims of devastating tornadoes in Western Kentucky in 2021, and raised nearly \$4 million with the Kentucky Flood Relief Telethon and open practice at Rupp Arena in 2022.

Calipari launched his foundation in 2012, and since then the foundation has worked with several key partners and donated more than \$1.5 million, a figure that does not include matching funds that have been contributed from individuals and corporations. In 2013, Calipari initiated hosting an annual alumni weekend around his basketball fantasy experience with the intent to raise money for charity. After generating \$350,000 for selected organizations and charities during the inaugural game, the weekend has generated millions of dollars for charity since its inception.

In 2019, when federal workers were without pay due to a government shutdown, he, his wife and his foundation assisted workers with financial help and grocery gift cards. He and his wife, Ellen, teamed up with Fayette County Public Schools to help families in need during the COVID-19 pandemic.

His latest efforts include spearheading the creation of the John McLendon Minority Leadership Initiative, a nationwide coach-driven initiative to provide minorities a jump-start to their careers through practical experiences, opportunities to build their network and instilling the values of John McLendon: integrity, education, leadership and mentorship. Participants in the initiative will be known as MLI Future Leaders.

In 2017, Coach Cal was named the head coach of the 2017 USA Basketball Men’s U19 World Cup Team, which finished third at the 2017 FIBA U19 World Cup in Cairo.

Author of five books, including the New York Times Best Seller “Players First: Coaching from the Inside Out,” Calipari is a master of communication and maximizing talent. He lives by the motto that “it’s never a matter of how far you have fallen, but instead it’s about how high you bounce back.”



## BIOGRAPHICAL INFORMATION

**Date of Birth:** Feb. 10, 1959 | **Wife:** Ellen  
**Children:** Erin, Megan, Brad

### Education

Clarion State (1982)

### Head Coaching Experience

University of Massachusetts (1989-96)

New Jersey Nets (NBA) (1997-99)

University of Memphis (2001-09)

University of Kentucky (2010-present)

## COACHING AWARDS

- 2022 Jefferson Award
- 2022 Conference USA Hall of Fame
- 2021 NABC Guardians of the Game Pillar Award - Inclusion
- NABC District 20 Coach of the Year
- USBWA District IV Coach of the Year
- 2020 SEC Coach of the Year (Coaches)
- 2019 *The Sporting News* Coach of the Decade
- 2018 Naismith Hall of Fame 'Service Above Self' Honoree
- 2018 NABC Metropolitan Award
- 2015 Naismith Memorial Basketball Hall of Fame Inductee
- 2015 AP National Coach of the Year
- 2015 Naismith National Coach of the Year
- 2015 NABC National Coach of the Year
- 2015 The Sporting News National Coach of the Year
- 2015 Adolph Rupp National Coach of the Year
- 2015 SEC Coach of the Year (AP/Coaches)
- 2015 USBWA District IV Coach of the Year
- 2012 Nell & John Wooden Coach of the Year Leadership Award
- 2012 Naismith National Coach of the Year Finalist
- 2012 SEC Coach of the Year (AP/Coaches)
- 2010 Adolph Rupp National Coach of the Year
- 2010 Naismith National Coach of the Year Finalist
- 2010 SEC Coach of the Year (AP)
- 2010 *Sporting News* SEC Coach of the Year
- 2010 Yahoo! Sports SEC Coach of the Year
- 2010 USBWA District IV Coach of the Year
- 2009 NABC National Co-Coach of the Year
- 2009 *Sports Illustrated* National Coach of the Year
- 2009 Phelan National Coach of the Year
- 2009 Iba National Coach of the Year Finalist
- 2009 C-USA Coach of the Year
- 2008 Naismith National Coach of the Year
- 2008 C-USA Coach of the Year
- 2008 Iba National Coach of the Year Finalist
- 2008 Phelan National Coach of the Year Finalist
- 2007 Phelan National Coach of the Year Finalist
- 2007 USBWA District IV Coach of the Year
- 2007 *Basketball Times* South Region Coach of the Year
- 2006 C-USA Coach of the Year
- 2004 NABC District 7 Coach of the Year
- 1996 Naismith National Coach of the Year
- 1996 NABC National Coach of the Year
- 1996 *The Sporting News* National Coach of the Year
- 1996 Atlantic 10 Coach of the Year
- 1995 Naismith National Coach of the Year Finalist
- 1994 Naismith National Coach of the Year Finalist
- 1994 Atlantic 10 Coach of the Year
- 1993 USBWA District I Coach of the Year
- 1993 Atlantic 10 Coach of the Year



# COACH CALIPARI

## NCAA DIVISION I ACTIVE WINNINGEST COACHES

(On-court by percentage - min. 10 yrs. at Division I level entering the 2022-23 season)

NO.	COACH/TEAM	YRS.	PCT.
1.	Mark Few	23	.836
2.	<b>John Calipari</b>	<b>30</b>	<b>.771</b>
3.	Bill Self	29	.769
4.	Thad Matta	17	.740
5.	Rick Pitino	34	.739

## SINCE 2005-06 ...

Since the 2005-06 season, John Calipari's on-court record ranks him as one of the winningest coaches. Totals through Nov. 15.

	COACH	RECORD
1.	Bill Self	512-108
2.	<b>John Calipari</b>	<b>504-116</b>
3.	Mark Few	501-92
4.	Mike Krzyzewski	481-122
5.	Jay Wright	443-142

## MISCELLANEOUS ON-COURT RECORDS

**Overall On-Court Record:** .....812-242 (.770)  
**March/April Record:**.....167-55 (.752)  
**NCAAT Record:**.....56-20 (.737)  
**Record in Conference Games:**.....381-120 (.760)  
**Record in Conference Tournament:**.....58-14 (.806)

- Calipari owns the NCAA's most single-season wins with 38, tying his own record (Memphis in '08 and UK in '12) in 2015 with 38 wins. He owns the most single-season wins at UMass, Memphis and UK
- Calipari is the winningest coach in NCAA Division I history for a five-year span with 173 victories (2008-12)
- Calipari is the first coach in NCAA Division I history to record five straight on-court 30-win seasons. Memphis hit the 30-win plateau from 2006-09
- Calipari is one of only two coaches (Rick Pitino) to lead three different schools to a Final Four
- Calipari is one of only three coaches (John Wooden, Mike Krzyzewski) to go to four Final Fours in five seasons
- Calipari has advanced to the Sweet Sixteen in 12 of the last 16 NCAA Tournaments and the Elite Eight in 10 of the last 16
- Calipari started with a 54-0 record in Rupp Arena as head coach of the Wildcats
- Calipari has helped 43 players earn selection in the NBA Draft (32 first-round picks) over the last 12 seasons
- Calipari has more wins (327) in a 10-year period (2006-15) than any other coach in college basketball history
- Calipari is the fourth-fastest NCAA Division I men's basketball coach to reach 300 victories at a single school
- Calipari's 31 combined regular season and tournament league titles trail only Mark Few (39) of Gonzaga for the most among active coaches
- Calipari is the fourth-fastest coach to 800 on-court wins, behind Adolph Rupp, Roy Williams and Dean Smith
- Calipari has the second-most wins in school history, behind only Adolph Rupp
- Calipari's 31 NCAA Tournament wins are the most in school history. Rupp had 30

## CAL IN CONFERENCE

SEC COACHES	CONFERENCE	Tournament	NCAA Tournament
	CHAMPIONSHIPS	Championships	Appearances
Nate Oats, Alabama	4	4	5
Eric Musselman, Arkansas	3	1	5
Bruce Pearl, Auburn	8	3	20
Todd Golden, Florida	0	0	1
Mike White, Georgia	3	0	4
<b>John Calipari, Kentucky</b>	<b>16</b>	<b>15</b>	<b>21</b>
Matt McMahon, LSU	4	3	3
Dennis Gates, Missouri	2	2	1
Kermit Davis, Ole Miss	5	4	6
Chris Jans, Mississippi State	4	3	3
Lamont Paris, South Carolina	1	1	1
Rick Barnes, Tennessee	4	2	26
Buzz Williams, Texas A&M	1	0	8
Jerry Stackhouse, Vanderbilt	0	0	0
<b>TOTALS</b>	<b>55</b>	<b>38</b>	<b>104</b>

## CALIPARI VS. ALL OPPONENTS

Abilene Christian .....1-0	Furman .....1-0	Mount St. Mary's.....2-0	Southwest Texas St. ....1-0
Alabama .....19-6	George Mason .....1-0	Murray State.....1-0	St. Bonaventure .....17-1
Albany .....2-0	George Washington.....8-9	Nevada .....1-0	St. John's.....1-0
Arizona .....1-1	Georgetown.....2-1	New Hampshire.....5-0	St. Joseph's .....15-5
Arizona State .....2-1	Georgia .....20-3	New Mexico.....1-0	St. Mary's.....1-0
Arkansas .....13-8	Georgia Tech.....2-2	New Orleans.....1-0	St. Peter's .....1-0
Arkansas-Little Rock .....3-0	Gonzaga .....4-0	NJIT .....1-0	Stanford .....3-2
Arkansas-Pine Bluff.....1-0	Grand Canyon .....1-0	North Carolina .....8-4	Stephen F. Austin .....1-0
Arkansas State .....4-0	Hampton.....1-0	North Carolina State.....1-0	Stony Brook .....1-0
Auburn.....13-6	Hartford.....2-0	North Dakota .....1-0	Syracuse.....3-2
Austin Peay .....6-1	Harvard.....2-0	North Florida .....1-0	TCU .....7-1
Baylor .....1-2	High Point .....1-0	North Texas .....1-0	Temple .....13-11
Belmont .....2-0	Hofstra .....1-0	Northeastern .....3-1	Tennessee .....19-15
Boise State.....1-0	Holy Cross.....4-1	Northern Kentucky .....2-0	Tennessee State.....1-0
Boston .....7-1	Houston .....17-3	Northwestern State .....1-0	Tennessee Tech.....1-0
Boston College.....2-0	Howard .....2-0	Notre Dame .....2-3	Texas .....2-2
Bradley .....1-0	Illinois .....1-1	Oakland .....1-0	Texas A&M .....11-3
Bucknell .....1-0	Illinois State .....1-0	Ohio .....1-0	Texas Tech .....1-0
Buffalo .....3-0	Indiana.....3-2	Ohio State.....1-3	Towson State .....1-0
BYU .....1-0	Iowa .....0-1	Oklahoma .....5-1	Troy .....1-0
Cal State Northridge .....1-0	Iowa State.....2-0	Oklahoma State.....0-2	Tulane .....16-0
Canisius .....1-0	Jackson State .....2-0	Old Dominion .....2-0	Tulsa .....11-1
Central Conn. St. ....2-0	Kansas.....5-7	Ole Miss .....17-5	UAB.....15-3
Central Michigan.....1-0	Kansas State .....2-1	Oral Roberts .....1-0	UCF .....5-0
Charlotte.....2-3	Keene State .....1-0	Oregon State.....1-0	UCLA .....4-4
Chattanooga .....2-0	Kentucky .....2-4	Pennsylvania.....3-0	UIC .....1-0
Christian Brothers.....2-0	La Salle .....3-0	Penn State .....4-4	UNC Asheville .....2-0
Cincinnati.....6-7	Lafayette (Pa.).....1-0	Pepperdine .....1-0	UNC Greensboro .....2-0
Cleveland State.....4-0	Lamar .....5-0	Pittsburgh .....2-1	UNC Wilmington.....1-0
Coastal Carolina.....1-0	LIU-Brooklyn .....1-0	Portland .....3-0	USF .....10-1
Colorado .....1-1	Lipscomb .....1-0	Princeton .....2-0	Utah .....2-2
Colorado State .....0-1	Long Beach State .....1-0	Providence.....3-1	Utah Valley .....2-0
Columbia .....1-0	Louisiana Tech .....1-1	Purdue .....2-1	UTEP .....5-0
Connecticut .....2-5	Louisville .....17-8	Radford .....1-0	UT Arlington .....3-0
Coppin State .....1-0	Loyola .....1-0	Rhode Island.....16-2	UT Martin .....5-0
Cornell .....1-0	Lowell .....2-1	Rice .....4-0	Valparaiso .....1-0
Dartmouth .....1-0	LSU .....14-4	Richmond .....1-1	Vanderbilt .....24-4
Davidson .....1-0	Manhattan .....2-0	Rider .....1-0	Vermont.....3-0
Dayton .....1-0	Marist .....2-0	Robert Morris .....2-1	Villanova .....2-0
DePaul .....4-2	Marquette .....3-1	Rutgers .....11-4	Virginia .....0-1
Detroit .....1-0	Marshall.....6-0	Saint Louis .....4-3	Virginia Tech .....3-0
Drexel .....2-0	Maryland .....5-3	Saint Peter's.....0-1	VMI .....1-0
Duke .....1-4	Massachusetts.....1-0	Sam Houston State .....1-0	Wake Forest .....2-1
Duquesne .....13-4	Memphis .....1-0	Samford .....3-0	Washington .....1-0
East Carolina.....7-0	Miami (Fla.) .....0-1	Santa Clara.....1-0	West Virginia .....13-7
East Tennessee State .....4-0	Miami (Ohio) .....2-0	Savannah State .....1-0	Western Kentucky .....3-0
Eastern Kentucky .....4-0	Michigan .....1-0	Seton Hall .....1-1	Wichita State .....2-0
Eastern Michigan .....2-0	Michigan State.....3-2	Siena .....4-0	Winthrop .....3-0
Evansville .....0-1	Middle Tennessee.....3-0	SMU .....7-0	Wisconsin .....1-1
Fairfield .....1-0	Milwaukee .....1-0	South Carolina .....16-4	Wofford .....2-0
Fairleigh Dickinson .....1-0	Mississippi State .....17-1	Southern .....1-0	Wright State.....1-0
Florida .....22-9	Mississippi Valley St. ....1-0	Southern Cal .....2-0	Xavier .....2-2
Florida State .....1-1	Missouri .....11-4	South Connecticut .....1-0	Yale .....1-0
Florida Tech .....0-1	Monmouth .....2-0	Southeastern Louisiana .....3-0	
Floridaham .....5-0	Montana State.....1-0	Southern Illinois .....1-0	
Fort Wayne .....1-0	Morehead State.....3-0	Southern Miss .....15-4	









# TEAM GAME RECORDS CAL ERA

## MOST DEFENSIVE REBOUNDS

Rebs.	Opp.	Date
42	EASTERN KENTUCKY	11/8/19
39	vs. Arizona State	11/28/16
39	ROBERT MORRIS	11/17/13
39	EASTERN MICHIGAN	1/2/13
38	TROY	11/20/17
38	vs. Hampton	3/19/15
38	EASTERN KENTUCKY	12/7/14
38	vs. Cleveland State	11/24/09

## FEWEST DEFENSIVE REBOUNDS

Rebs.	Opp.	Date
9	at Tennessee	2/16/13
13	NORTH CAROLINA	12/13/14
15	vs. Baylor	12/6/13
15	at Alabama	1/18/11
16	at Auburn	1/22/22
16	FLORIDA	2/27/21
16	at Florida	3/7/20
16	TENNESSEE	3/3/20
16	vs. Ohio State	12/21/19
16	UTAH	12/15/18
16	vs. Wisconsin	4/4/15
16	ALABAMA	1/31/15
16	TEXAS A&M	1/12/13
16	at Auburn	1/11/12
16	vs. UConn	11/24/10

## HIGHEST REBOUND MARGIN

Mg.	Opp.	Date
+36	OHIO	11/19/21
+31	NIJT	11/14/15
+30	NORTH DAKOTA	11/14/18
+30	GRAND CANYON	11/14/14
+29	EASTERN KENTUCKY	11/8/19
+29	SOUTHERN ILLINOIS	11/9/18
+28	NKU	11/10/13
+27	vs. Abilene Christian	3/21/19
+27	vs. Little Rock	1/3/12
+26	vs. Arizona State	11/28/16
+26	LOUISVILLE	12/31/11

## LOWEST REBOUND MARGIN

Mg.	Opp.	Date
-25	at Florida	2/4/17
-18	at Tennessee	2/16/13
-16	vs. Mississippi State	3/11/21
-16	vs. Baylor	12/6/13
-16	vs. Maryland	11/9/12
-15	TENNESSEE	1/18/14
-14	at Ole Miss	3/2/21
-14	at Auburn	2/1/20
-14	at LSU	1/5/16
-13	VANDERBILT	1/5/21

## MOST ASSISTS

Assts.	Opp.	Date
33	vs. Arizona State	11/28/16
30	HARTFORD	12/29/09
28	LIU BROOKLYN	11/23/12
28	vs. UNC Asheville	11/30/09
27	WESTERN KENTUCKY	12/22/21
25	at South Carolina	2/8/22
25	CLEVELAND STATE	11/23/16
25	AUBURN	2/21/15
25	vs. UCLA	12/20/14

## FEWEST ASSISTS

Assts.	Opp.	Date
3	LSU	2/23/22
5	RICHMOND	11/29/20
5	LSU	2/22/14
5	at Arkansas	3/2/13
6	at Louisville	12/26/20
6	EVANSVILLE	11/12/19

6	vs. Kansas State	3/22/18
6	at Florida	3/3/18
6	vs. Vanderbilt	3/15/13
6	VANDERBILT	3/1/11

## MOST TURNOVERS

TOs.	Opp.	Date
24	MOREHEAD STATE	11/13/09
23	SAM HOUSTON ST.	11/19/09
22	ETSU	11/17/17
21	vs. Georgia Tech	12/6/20
21	RICHMOND	11/29/20
21	LOUISVILLE	12/31/11
21	vs. Old Dominion	11/20/11
21	NORTH CAROLINA	12/5/09

## FEWEST TURNOVERS

TOs.	Opp.	Date
2	VANDERBILT	1/5/21
3	at Georgia	3/3/15
3	at South Carolina	2/4/12
4	ALABAMA	2/23/16
4	COLUMBIA	12/10/14
4	vs. Wisconsin	4/5/14
4	PORTLAND	11/26/11
5	FLORIDA	2/12/22
5	at Notre Dame	12/11/21
5	vs. Mississippi State	3/11/21
5	vs. Georgia	3/9/18
5	vs. Georgia	3/12/16
5	at Vanderbilt	2/27/16
5	ALABAMA	1/31/15

## MOST BLOCKS

Blks.	Opp.	Date
18	ST. JOHN'S	12/1/11
15	vs. Stony Brook	3/17/16
14	at Georgia	3/3/10
13	LAMAR	11/24/19
13	vs. UCLA	12/20/14
13	at Ole Miss	1/29/13
13	ARKANSAS	1/17/12
13	vs. Kansas	11/15/11
13	MARIST	11/11/11

## FEWEST BLOCKS

Blks.	Opp.	Date
0	FLORIDA	2/12/22
0	at Kansas	1/29/22
0	at Florida	3/7/20
1	OLE MISS	3/1/22
1	at Tennessee	2/15/22
1	vs. Georgia Tech	12/6/20
1	vs. Wofford	3/23/19
1	vs. Abilene Christian	3/21/19
1	LSU	2/12/19
1	SOUTH CAROLINA	2/5/19
1	at Alabama	1/5/19
1	vs. Georgia	3/9/18
1	at Vanderbilt	1/10/17
1	vs. Alabama	3/11/16
1	at LSU	1/5/16
1	WRIGHT STATE	11/20/15
1	ALABAMA	1/31/15
1	at Missouri	1/29/15
1	vs. Wisconsin	4/5/14
1	at Florida	3/8/14

## MOST STEALS

Stls.	Opp.	Date
15	LAFAYETTE	11/16/12
13	NORTH FLORIDA	11/26/21
13	OLE MISS	1/2/16
13	vs. UConn	12/9/09
12	vs. Michigan State	11/15/22
12	at Alabama	2/5/22
12	vs. North Carolina	12/22/18
12	NORTH DAKOTA	11/14/18
12	STEPHEN F. AUSTIN	11/11/16
12	BOSTON	11/24/15
12	NORTH CAROLINA	12/13/14
12	PROVIDENCE	11/30/14
12	LIPSCOMB	12/15/12
12	PORTLAND	11/26/11
12	vs. Cornell	3/25/10
12	GEORGIA	1/9/10
12	vs. UNC Asheville	11/30/09

## FEWEST STEALS

Stls.	Opp.	Date
0	at Auburn	2/1/20
0	vs. Baylor	12/6/13
1	ARKANSAS	2/9/21
1	vs. Duke	11/6/18
1	at West Virginia	1/27/18
1	vs. Michigan State	11/12/13
1	at Robert Morris	3/19/13
1	vs. West Virginia	3/19/11
1	FLORIDA	2/26/11

## MOST PERSONAL FOULS

Fls.	Opp.	Date
33	at Kansas	1/30/16
32	at South Carolina	1/16/18
31	at Arkansas	1/14/14
31	at North Carolina	12/14/13
30	vs. North Carolina	12/19/20
29	at Auburn	2/1/20
29	at Missouri	2/3/18
29	at South Carolina	3/1/14

## FEWEST PERSONAL FOULS

Fls.	Opp.	Date
5	HIGH POINT	12/31/21
7	DUQUESNE	11/11/22
7	ALABAMA	2/19/22
7	NORTH FLORIDA	11/22/21
7	HARTFORD	12/29/09
8	ROBERT MORRIS	11/12/21
8	MONTANA STATE	11/23/14
8	LAFAYETTE	11/16/12
8	vs. Florida	3/10/12
8	vs. Princeton	3/17/11
8	WINTHROP	12/22/10
8	DREXEL	12/21/09
8	vs. UNC Asheville	11/30/09

## KENTUCKY'S 100-POINT GAMES

Points (Score)	Opponent	Date
115 (115-69)	Arizona State	11/28/16
111 (111-76)	UT MARTIN	11/25/16
110 (110-75)	AUBURN	2/21/15
108 (108-58)	MARIST	11/11/11
107 (107-79)	TENNESSEE	1/15/22
107 (107-73)	UIC	11/26/17
105 (105-76)	UT ARLINGTON	11/19/13
104 (104-75)	LIU BROOKLYN	11/23/12
104 (104-61)	HARTFORD	12/29/09
103 (103-100)	vs. North Carolina	12/17/16
102 (102-90)	vs. Indiana	3/23/12
102 (102-92)	RIDER	11/21/09
101 (101-70)	CLEVELAND STATE	11/23/16
101 (101-49)	LAFAYETTE	11/16/12
101 (101-70)	ARKANSAS	1/23/10
100 (100-60)	ROBERT MORRIS	11/12/21
100 (100-58)	TEXAS A&M	1/3/17
100 (100-71)	ETSU	3/18/10







# JACOB TOPPIN

Senior | Forward | 6-9 | 205 | Brooklyn, N.Y. | Univ. of Rhode Island

- Notched first-career double-double with 15 points and a career-best 11 boards against Howard
- Averaged a team-high 15.5 points per game in its two fall exhibitions
- Averaged 16.8 points per game during the foreign tour in The Bahamas
  - Connected on 56.5% of field-goal attempts and 53.3% from long range
  - Made eight 3-pointers
  - Led the team with 27 points and five 3s against Carleton University
- Has appeared in 53 career games for the Wildcats

## 2022-23 SEASON/CAREER HIGHS\*

<b>Points</b>	
Season	15, HOWARD (11/7/22)
Career	16, at Vanderbilt (2/17/21)
<b>Rebounds</b>	
Season	11, HOWARD (11/7/22)
Career	11, HOWARD (11/7/22)
<b>Field Goals</b>	
Season	5, HOWARD (11/7/22)
Career	6, at LSU (1/4/22)
<b>Field Goals Attempted</b>	
Season	12, 2x, last DUQUESNE (11/11/22)
Career	12, HOWARD (11/7/22)
<b>3-Point Field Goals</b>	
Season	1, 2x, last vs. Mich. St. (11/15/22)
Career	3, ALABAMA (11/15/19)
<b>3-Point Field Goals Attempted</b>	
Season	3, vs. Michigan State (11/15/22)
Career	4, 3x, last at Fordham (2/26/20)
<b>Free Throws</b>	
Season	4, HOWARD (11/7/22)
Career	6, FLORIDA (2/27/21)
<b>Free Throws Attempted</b>	
Season	7, HOWARD (11/7/22)
Career	8, FLORIDA (2/27/21)
<b>Assists</b>	
Season	3, DUQUESNE (11/11/22)
Career	6, WESTERN KENTUCKY (12/22/21)
<b>Steals</b>	
Season	2, 2x, last DUQUESNE (11/11/22)
Career	3, at Ole Miss (3/2/21)
<b>Blocked Shots</b>	
Season	1, 2x, last vs. Mich. St. (11/15/22)
Career	4, SOUTHERN (12/7/21)
<b>Minutes Played</b>	
Season	32, HOWARD (11/7/22)
Career	40, ALABAMA (2/19/22)

MISCELLANEOUS	2022-23	CAREER*
Dunks	4	58
Double-Figure Scoring Games	2	18
Double-Figure Rebounding Games	1	1
Games With Double-Double	1	1
Games Led Team in Scoring	0	0
Games Led Team in Rebounding	1	3
Games Led Team in Assists	0	3
Games Led Team in Steals	1	4
Games Led Team in Blocks	0	9
Games With 3+ Assists	1	6
Games With 3+ Blocks	0	2
Games With 3+ Steals	0	1
Games With 3+ Three-Pointers	0	1

\*includes Rhode Island statistics

## Game-By-Game Statistics

Opponent	Date	GS	Min	FG-A	Pct.	3FG-A	Pct.	FT-A	Pct.	Off-Def-Tot	PF	Ast	TO	Blk	Stl	Pts
HOWARD	11/7	*	32	5-12	.417	1-2	.500	4-7	.571	3-8-11	2	2	0	0	2	15
DUQUESNE	11/11	*	28	4-12	.333	0-1	.000	0-0	.000	1-7-8	2	3	2	1	2	8
vs. Michigan State	11/15	*	31	3-8	.375	1-3	.333	3-4	.750	1-3-4	4	0	1	1	0	10

## Career Statistics

Year	GP-GS	Min-Avg	FG-FGA	Pct	3FG-FGA	Pct	FT-FTA	Pct	Off-Def-Tot-Avg	PF-FO	Ast	TO	Blk	Stl	Pts	Avg
2019-20	30-3	560-18.7	55-129	.426	13-53	.245	29-45	.644	42-75-117-3.9	63-0	15	17	12	11	152	5.1
2020-21	24-2	412-17.2	44-99	.444	4-13	.308	32-41	.780	22-63-8-5-3.5	26-0	16	20	6	11	124	5.2
2021-22	29-4	516-17.8	70-126	.556	4-10	.400	35-47	.745	29-64-93-3.2	35-1	32	17	16	10	179	6.2
2022-23	3-3	91-30.2	12-32	.375	2-6	.333	7-11	.636	5-18-23-7.7	8-0	5	3	2	4	33	11.0
<b>TOTAL</b>	<b>86-12</b>	<b>1578-18.3</b>	<b>181-386</b>	<b>.469</b>	<b>23-82</b>	<b>.280</b>	<b>103-144</b>	<b>.715</b>	<b>98-220-318-3.7</b>	<b>132-1</b>	<b>68</b>	<b>57</b>	<b>36</b>	<b>36</b>	<b>488</b>	<b>5.7</b>



# CJ FREDRICK 1

Senior | Guard | 6-3 | 185 | Cincinnati | Univ. of Iowa

- Went for 20 points, three rebounds and three assists against Howard
- Averaged 14.5 points on 63.6% shooting from long range in UK's two fall exhibitions
  - Made at least three 3s in both games
- Missed the 2021-22 season due to a hamstring injury
- Prior to the injury, was entering the season as the nation's leading returning in career 3-point field-goal percentage (46.6%) with a minimum of 150 attempts
- Logged 37 minutes in three games during the foreign tour in The Bahamas
  - Averaged 4.0 points per game on 50% shooting and also contributed 2.0 assists per game

## 2022-23 SEASON/CAREER HIGHS\*

<b>Points</b>	
Season	20, HOWARD (11/7/22)
Career	23, at Minnesota (12/25/20)
<b>Rebounds</b>	
Season	3, HOWARD (11/7/22)
Career	5, ORAL ROBERTS (11/15/19)
<b>Field Goals</b>	
Season	6, HOWARD (11/7/22)
Career	8, NORTH CAROLINA (12/8/20)
<b>Field Goals Attempted</b>	
Season	9, 2x, last DUQUESNE (11/11/22)
Career	12, 2x, last at Minnesota (12/25/20)
<b>3-Point Field Goals</b>	
Season	4, DUQUESNE (11/11/22)
Career	5, 3x, last at Minnesota (12/25/20)
<b>3-Point Field Goals Attempted</b>	
Season	7, DUQUESNE (11/11/22)
Career	7, DUQUESNE (11/11/22)
<b>Free Throws</b>	
Season	6, HOWARD (11/7/22)
Career	6, 3x, last vs. HOWARD (11/7/22)
<b>Free Throws Attempted</b>	
Season	7, HOWARD (11/7/22)
Career	8, vs. Cincinnati (12/21/19)
<b>Assists</b>	
Season	3, 2x, DUQUESNE (11/11/22)
Career	6, SOUTHERN (11/27/20)
<b>Steals</b>	
Season	1, HOWARD (11/7/22)
Career	2, 5x, last NORTH CAROLINA (12/8/20)
<b>Blocked Shots</b>	
Season	-
Career	1, 9x, last vs. Grand Canyon (3/20/21)
<b>Minutes Played</b>	
Season	32, vs. Michigan State (11/15/22)
Career	39, at Minnesota (12/25/20)

MISCELLANEOUS	2022-23	CAREER*
Dunks	0	0
Double-Figure Scoring Games	2	21
Double-Figure Rebounding Games	0	0
Games With Double-Double	0	0
Games Led Team in Scoring	0	4
Games Led Team in Rebounding	0	0
Games Led Team in Assists	0	5
Games Led Team in Steals	0	7
Games Led Team in Blocks	0	3
Games With 3+ Assists	2	23
Games With 3+ Blocks	0	0
Games With 3+ Steals	0	0
Games With 3+ Three-Pointers	1	13

\*includes Iowa statistics

## Game-By-Game Statistics

Opponent	Date	GS	Min	FG-A	Pct.	3FG-A	Pct.	FT-A	Pct.	Off-Def-Tot	PF	Ast	TO	Blk	Stl	Pts
HOWARD	11/7	*	30	6-9	.667	2-5	.400	6-7	.857	0-3-3	0	3	0	0	1	20
DUQUESNE	11/11	*	30	5-9	.556	4-7	.571	0-0	.000	0-2-2	0	3	1	0	0	14
vs. Michigan State	11/15	*	32	2-7	.286	1-6	.167	0-0	.000	0-0-0	4	0	0	0	0	5

## Career Statistics

Year	GP-GS	Min-Avg	FG-FGA	Pct	3FG-FGA	Pct	FT-FTA	Pct	Off-Def-Tot-Avg	PF-FO	Ast	TO	Blk	Stl	Pts	Avg
2019-20	25-25	715-29.8	87-180	.483	47-102	.461	35-44	.795	16-32-48-1.9	43-0	69	32	5	17	256	10.2
2020-21	27-27	666-24.7	72-152	.474	36-76	.474	23-34	.676	5-24-29-1.1	25-0	52	10	4	10	203	7.5
2022-23	3-3	93-31.2	13-25	.520	7-18	.389	6-7	.857	0-5-5-1.7	4-0	6	1	0	1	39	13.0
<b>TOTAL</b>	<b>55-55</b>	<b>1475-26.8</b>	<b>172-357</b>	<b>.482</b>	<b>90-196</b>	<b>.459</b>	<b>64-85</b>	<b>.753</b>	<b>21-61-82-1.5</b>	<b>72-0</b>	<b>127</b>	<b>43</b>	<b>9</b>	<b>28</b>	<b>498</b>	<b>9.1</b>



# SAHVIR WHEELER 2

Senior | Guard | 5-9 | 180 | Houston | Univ. of Georgia

## 2022-23 SEASON/CAREER HIGHS

<b>Points</b>	
Season	16, vs. Michigan State (11/15/22)
Career	27, at Florida (2/20/21)
<b>Rebounds</b>	
Season	6, DUQUESNE (11/11/22)
Career	11, LSU (2/23/21)
<b>Field Goals</b>	
Season	6, vs. Michigan State (11/15/22)
Career	12, vs. North Carolina (12/18/21)
<b>Field Goals Attempted</b>	
Season	16, vs. Michigan State (11/15/22)
Career	18, 2x, last AUBURN (1/13/21)
<b>3-Point Field Goals</b>	
Season	2, vs. Michigan State (11/15/22)
Career	3, 2x, last at LSU (1/6/21)
<b>3-Point Field Goals Attempted</b>	
Season	6, vs. Michigan State (11/15/22)
Career	8, at LSU (1/6/21)
<b>Free Throws</b>	
Season	2, 2x, last vs. Mich. St. (11/15/22)
Career	8, at Florida (2/20/21)
<b>Free Throws Attempted</b>	
Season	4, vs. Michigan State (11/15/22)
Career	11, OLE MISS (1/30/21)
<b>Assists</b>	
Season	11, DUQUESNE (11/11/22)
Career	14, NORTH FLORIDA (11/26/21)
<b>Steals</b>	
Season	2, 2x, last vs. Mich. St. (11/15/22)
Career	5, at Florida (2/20/21)
<b>Blocked Shots</b>	
Season	1, 2x, last vs. Mich. St. (11/15/22)
Career	1, 5x, last vs. Mich. St. (11/15/22)
<b>Minutes Played</b>	
Season	40, vs. Michigan State (11/15/22)
Career	42, ALABAMA (2/8/20)

MISCELLANEOUS	2022-23	CAREER*
Dunks	0	0
Double-Figure Scoring Games	2	51
Double-Figure Rebounding Games	0	1
Games With Double-Double	1	11
Games Led Team in Scoring	0	10
Games Led Team in Rebounding	0	2
Games Led Team in Assists	2	75
Games Led Team in Steals	1	23
Games Led Team in Blocks	0	2
Games With 3+ Assists	2	79
Games With 3+ Blocks	0	0
Games With 3+ Steals	0	12
Games With 3+ Three-Pointers	0	2

\*includes Georgia statistics

- Posted 16 points, eight assists and two steals against Michigan State
- After missing the Howard game with a right-leg injury, came off the bench to register a double-double with 11 points and a game-high 11 assists
- Named to the Bob Cousy Award Preseason Watch List , the Naismith Player of the Year watch list and to the Wooden Award watch list
- Voted a preseason All-SEC First Team selection by the league’s media and coaches
- 2022 Bob Cousy Award finalist
  - All-SEC Second Team selection (coaches) in 2022
- Led the SEC in assists per game with 6.9 per game, also ranked in the top 10 nationally
  - Has led the league in assists per game in each of the last two seasons
- Averaged 14.5 points and 6.0 assists per game in four outings in The Bahamas

## Game-By-Game Statistics

Opponent	Date	GS	Min	FG-A	Pct.	3FG-A	Pct.	FT-A	Pct.	Off-Def-Tot	PF	Ast	TO	Blk	Stl	Pts
HOWARD	11/7			DNP - Right leg injury												
DUQUESNE	11/11		28	4-7	.571	1-2	.500	2-2	1.000	1-5-6	6	11	2	1	2	11
vs. Michigan State	11/15		40	6-16	.375	2-6	.333	2-4	.500	0-0-0	1	8	3	1	2	16

## Career Statistics

Year	GP-GS	Min-Avg	FG-FGA	Pct	3FG-FGA	Pct	FT-FTA	Pct	Off-Def-Tot-Avg	PF-FO	Ast	TO	Blk	Stl	Pts	Avg
2019-20	31-17	848-27.4	103-218	.472	16-50	.320	58-83	.699	17-59-76-2.5	85-1	139	91	0	26	280	9.0
2020-21	26-26	903-34.7	135-338	.399	18-80	.225	76-103	.738	18-82-100-3.8	70-3	193	115	1	44	364	14.0
2021-22	30-29	934-31.1	120-272	.441	16-52	.308	46-59	.780	18-59-77-2.6	71-0	207	91	2	33	302	10.1
2022-23	2-0	68-33.9	10-23	.435	3-8	.375	4-6	.667	1-5-6-3.0	2-0	19	5	2	4	27	13.5
<b>TOTAL</b>	<b>89-72</b>	<b>2754-30.9</b>	<b>368-851</b>	<b>.432</b>	<b>53-190</b>	<b>.279</b>	<b>184-251</b>	<b>.733</b>	<b>54-205-259-2.9</b>	<b>228-4</b>	<b>558</b>	<b>302</b>	<b>5</b>	<b>107</b>	<b>973</b>	<b>10.9</b>



# ADOU THIERO 3

Freshman | Guard | 6-6 | 200 | Leetsdale, Pa. | Quaker Valley HS

- Totaled four points and five rebounds against Howard in collegiate debut
- Notched 21 points, 12 rebounds, six assists and three steals in the Blue-White Game
- Scored 6.3 points and added 3.0 rebounds in 14.3 minutes per game in four appearances in The Bahamas
- Averaged 23.3 points, 10.3 rebounds, 5.9 assists, 3.9 steals and 2.3 blocks per game and directed Quaker Valley to a 27-1 record and a 14-0 mark in league play as a senior in high school
- Finished his career with 1,624 career points which ranked as the third most in team history
- Had a 44-point performance against Hopewell which snapped the school's single-game scoring record

## 2022-23 SEASON/CAREER HIGHS\*

<b>Points</b>	
Season	4, HOWARD (11/7/22)
Career	4, HOWARD (11/7/22)
<b>Rebounds</b>	
Season	5, HOWARD (11/7/22)
Career	5, HOWARD (11/7/22)
<b>Field Goals</b>	
Season	-
Career	-
<b>Field Goals Attempted</b>	
Season	1, HOWARD (11/7/22)
Career	1, HOWARD (11/7/22)
<b>3-Point Field Goals</b>	
Season	-
Career	-
<b>3-Point Field Goals Attempted</b>	
Season	-
Career	-
<b>Free Throws</b>	
Season	4, HOWARD (11/7/22)
Career	4, HOWARD (11/7/22)
<b>Free Throws Attempted</b>	
Season	6, HOWARD (11/7/22)
Career	6, HOWARD (11/7/22)
<b>Assists</b>	
Season	1, HOWARD (11/7/22)
Career	1, HOWARD (11/7/22)
<b>Steals</b>	
Season	-
Career	-
<b>Blocked Shots</b>	
Season	-
Career	-
<b>Minutes Played</b>	
Season	14, HOWARD (11/7/22)
Career	14, HOWARD (11/7/22)

## MISCELLANEOUS

	2022-23	CAREER*
Dunks	0	0
Double-Figure Scoring Games	0	0
Double-Figure Rebounding Games	0	0
Games With Double-Double	0	0
Games Led UK in Scoring	0	0
Games Led UK in Rebounding	0	0
Games Led UK in Assists	0	0
Games Led UK in Steals	0	0
Games Led UK in Blocks	0	0
Games With 3+ Assists	0	0
Games With 3+ Blocks	0	0
Games With 3+ Steals	0	0
Games With 3+ Three-Pointers	0	0

## Game-By-Game Statistics

Opponent	Date	GS	Min	FG-A	Pct.	3FG-A	Pct.	FT-A	Pct.	Off-Def-Tot	PF	Ast	TO	Blk	Stl	Pts
HOWARD	11/7	14		0-1	.000	0-0	.000	4-6	.667	1-4-5	0	1	1	0	0	4
DUQUESNE	11/11			DNP - Coach's decision												
vs. Michigan State	11/15			DNP - Coach's decision												

## Career Statistics

Year	GP-GS	Min-Avg	FG-FGA	Pct	3FG-FGA	Pct	FT-FTA	Pct	Off-Def-Tot-Avg	PF-FO	Ast	TO	Blk	Stl	Pts	Avg
2022-23	1-0	14-14.0	0-1	.000	0-0	.000	4-6	.667	1-4-5-5.0	0-0	1	1	0	0	4	4.0
<b>TOTAL</b>	<b>1-0</b>	<b>14-14.0</b>	<b>0-1</b>	<b>.000</b>	<b>0-0</b>	<b>.000</b>	<b>4-6</b>	<b>.667</b>	<b>1-4-5-5.0</b>	<b>0-0</b>	<b>1</b>	<b>1</b>	<b>0</b>	<b>0</b>	<b>4</b>	<b>4.0</b>



# DAIMION COLLINS 4

Sophomore | Forward | 6-9 | 210 | Atlanta, Texas | Atlanta HS

2022-23 SEASON/CAREER HIGHS		
<b>Points</b>		
Season	2, vs. Michigan State (11/15/22)	
Career	14, ROBERT MORRIS (11/12/21)	
<b>Rebounds</b>		
Season	1, vs. Michigan State (11/15/22)	
Career	8, HIGH POINT (12/31/21)	
<b>Field Goals</b>		
Season	-	
Career	7, ROBERT MORRIS (11/12/21)	
<b>Field Goals Attempted</b>		
Season	1, vs. Michigan State (11/15/22)	
Career	10, NORTH FLORIDA (11/26/21)	
<b>3-Point Field Goals</b>		
Season	-	
Career	-	
<b>3-Point Field Goals Attempted</b>		
Season	-	
Career	2, NORTH FLORIDA (11/26/21)	
<b>Free Throws</b>		
Season	2, vs. Michigan State (11/15/22)	
Career	6, at Alabama (2/5/22)	
<b>Free Throws Attempted</b>		
Season	4, vs. Michigan State (11/15/22)	
Career	6, at Alabama (2/5/22)	
<b>Assists</b>		
Season	-	
Career	3, ROBERT MORRIS (11/12/21)	
<b>Steals</b>		
Season	1, vs. Michigan State (11/15/22)	
Career	1, 7x, last vs. Mich. St. (11/15/22)	
<b>Blocked Shots</b>		
Season	-	
Career	4, ROBERT MORRIS (11/12/21)	
<b>Minutes Played</b>		
Season	18, vs. Michigan State (11/15/22)	
Career	25, NORTH FLORIDA (11/26/21)	
<b>MISCELLANEOUS</b>		
	<b>2022-23</b>	<b>CAREER</b>
Dunks	0	22
Double-Figure Scoring Games	0	3
Double-Figure Rebounding Games	0	0
Games With Double-Double	0	0
Games Led UK in Scoring	0	0
Games Led UK in Rebounding	0	1
Games Led UK in Assists	0	0
Games Led UK in Steals	0	0
Games Led UK in Blocks	0	7
Games With 3+ Assists	0	1
Games With 3+ Blocks	0	3
Games With 3+ Steals	0	0
Games With 3+ Three-Pointers	0	0

- Made his first appearance of the season against Michigan State after missing the Howard and Duquesne games due to personal reasons
- Had 10 points, eight boards and a pair of blocks in the Blue-White Game
- Averaged 10.0 points per game on 60.7% shooting and added 5.3 rebounds in four games in The Bahamas
- Owns a 46.5-inch vertical set at the 2022 Pro Day
- Had three double-figure scoring efforts as a freshman, including a career-high 14 against Robert Morris

## Game-By-Game Statistics

Opponent	Date	GS	Min	FG-A	Pct.	3FG-A	Pct.	FT-A	Pct.	Off-Def-Tot	PF	Ast	TO	Blk	Stl	Pts
HOWARD	11/7			DNP - Personal reasons												
DUQUESNE	11/11			DNP - Personal reasons												
vs. Michigan State	11/15		18	0-1	.000	0-0	.000	2-4	.500	0-1-1	2	0	1	0	1	2

## Career Statistics

Year	GP-GS	Min-Avg	FG-FGA	Pct	3FG-FGA	Pct	FT-FTA	Pct	Off-Def-Tot-Avg	PF-FO	Ast	TO	Blk	Stl	Pts	Avg
2021-22	27-1	198-7.3	30-52	.577	0-3	.000	18-21	.857	18-37-55-2.0	33-0	4	16	20	6	78	2.9
2022-23	1-0	18-18.0	0-1	.000	0-0	.000	2-4	.500	0-1-1-1.0	2-0	0	1	0	1	2	2.0
<b>TOTAL</b>	<b>28-1</b>	<b>216-7.7</b>	<b>30-53</b>	<b>.566</b>	<b>0-3</b>	<b>.000</b>	<b>20-25</b>	<b>.800</b>	<b>18-38-56-2.0</b>	<b>35-0</b>	<b>4</b>	<b>17</b>	<b>20</b>	<b>7</b>	<b>80</b>	<b>2.9</b>





# ANTONIO REEVES 12

Senior | Guard | 6-5 | 205 | Chicago | Illinois State Univ.

- Led the team in scoring in each of the first two games. Had 22 against Howard, including going 6 of 12 from deep. He charted 18 points with four 3s against Duquesne
  - The six made 3s in the opener were the most ever for a UK player in a debut
- Named to the preseason watch list for the Jerry West Award
- Was the MVP of the Big Blue Bahamas foreign tour this summer
  - Averaged a team-best 17.0 points per game on 52.4% shooting from the field
  - Sunk 14 3-pointers (3.5 per game) and connected at a 51.9% rate
- Scored more than 1,000 career points at Illinois State
- Ranked in the top 20 nationally in scoring (20.1 ppg) as a junior at Illinois State
- Earned All-MVC honors and All-District 16 Team accolades

## 2022-23 SEASON/CAREER HIGHS\*

Points	
Season	22, HOWARD (11/7/22)
Career	34, VALPARAISO (2/9/22)
Rebounds	
Season	3, DUQUESNE (11/11/22)
Career	10, UTSA (12/21/21)
Field Goals	
Season	8, HOWARD (11/7/22)
Career	13, VALPARAISO (2/9/22)
Field Goals Attempted	
Season	16, HOWARD (11/7/22)
Career	24, at Valparaiso (1/2/22)
3-Point Field Goals	
Season	6, HOWARD (11/7/22)
Career	6, 2x, last vs. HOWARD (11/7/22)
3-Point Field Goals Attempted	
Season	12, HOWARD (11/7/22)
Career	12, HOWARD (11/7/22)
Free Throws	
Season	4, DUQUESNE (11/11/22)
Career	9, DRAKE (1/26/22)
Free Throws Attempted	
Season	5, DUQUESNE (11/11/22)
Career	9, 3x, last vs. DRAKE (1/26/22)
Assists	
Season	2, HOWARD (11/7/22)
Career	5, 2x, last vs. SOUTHERN ILLINOIS (2/5/22)
Steals	
Season	1, DUQUESNE (11/11/22)
Career	3, 5x, last vs. LOYOLA CHICAGO (2/21/22)
Blocked Shots	
Season	1, DUQUESNE (11/11/22)
Career	3, 2x, last vs. UNI (3/4/22)
Minutes Played	
Season	28, DUQUESNE (11/11/22)
Career	46, at Eastern Michigan (11/12/21)

## MISCELLANEOUS 2022-23 CAREER

Dunks	0	15
Double-Figure Scoring Games	2	62
Double-Figure Rebounding Games	0	1
Games With Double-Double	0	1
Games Led Team in Scoring	2	35
Games Led Team in Rebounding	0	6
Games Led Team in Assists	0	8
Games Led Team in Steals	0	22
Games Led Team in Blocks	0	5
Games With 3+ Assists	0	14
Games With 3+ Blocks	0	1
Games With 3+ Steals	0	5
Games With 3+ Three-Pointers	2	23

\*includes Illinois State statistics

## Game-By-Game Statistics

Opponent	Date	GS	Min	FG-A	Pct.	3FG-A	Pct.	FT-A	Pct.	Off-Def-Tot	PF	Ast	TO	Blk	Stl	Pts
HOWARD	11/7		25	8-16	.500	6-12	.500	0-1	.000	0-1-1	1	2	3	0	0	22
DUQUESNE	11/11		28	5-9	.556	4-6	.667	4-5	.800	0-3-3	0	0	2	1	1	18
vs. Michigan State	11/15		23	1-7	.143	1-3	.333	2-2	1.000	0-1-1	1	1	1	0	0	5

## Career Statistics

Year	GP-GS	Min-Avg	FG-FGA	Pct	3FG-FGA	Pct	FT-FTA	Pct	Off-Def-Tot-Avg	PF-FO	Ast	TO	Blk	Stl	Pts	Avg
2019-20	31-3	693-22.4	81-211	.384	33-105	.314	27-41	.659	15-61-76-2.5	38-0	22	30	2	20	222	7.2
2020-21	25-24	751-30.0	110-259	.425	33-108	.306	58-76	.763	19-63-82-3.3	36-0	36	45	6	9	311	12.4
2021-22	33-33	1151-34.9	237-505	.469	76-195	.390	112-137	.818	19-98-117-3.5	59-2	60	77	15	36	662	20.1
2022-23	3-0	75-24.9	14-32	.438	11-21	.524	6-8	.750	0-5-5-1.7	2-0	3	6	1	1	45	15.0
<b>TOTAL</b>	<b>92-60</b>	<b>2670-29.0</b>	<b>442-1007</b>	<b>.439</b>	<b>153-429</b>	<b>.357</b>	<b>203-262</b>	<b>.775</b>	<b>53-227-280-3.0</b>	<b>135-2</b>	<b>121</b>	<b>158</b>	<b>24</b>	<b>66</b>	<b>1240</b>	<b>13.5</b>





# BRENNAN CANADA 14

Senior | Forward | 6-6 | 205 | Mount Sterling, Ky. | George Rogers Clark HS

- Hauled in a rebound in two minutes of action against Howard
- Scored five points in seven minutes against Kentucky State
- Graduated with a degree in communication and is now pursuing a graduate certificate in sport, fitness and recreation management
- Inducted into UK's Frank G. Ham Society of Character which honors student-athletes who have shown an extraordinary commitment to academic excellence, athletic participation, personal development, career preparation and serving as a role model
- Played in a career-high nine games and scored in three contests as a junior
- Student Athletic Advisory Committee member

2022-23 SEASON/CAREER HIGHS		
<b>Points</b>		
Season	-	
Career	2, 3x, last HIGH POINT (12/31/21)	
<b>Rebounds</b>		
Season	1, HOWARD (11/7/22)	
Career	1, 2x, last vs. HOWARD (11/7/22)	
<b>Field Goals</b>		
Season	-	
Career	1, 3x, last HIGH POINT (12/31/21)	
<b>Field Goals Attempted</b>		
Season	1, HOWARD (11/7/22)	
Career	2, WESTERN KENTUCKY (12/22/21)	
<b>3-Point Field Goals</b>		
Season	-	
Career	-	
<b>3-Point Field Goals Attempted</b>		
Season	-	
Career	1, 2x, last vs. HOWARD (11/7/22)	
<b>Free Throws</b>		
Season	-	
Career	-	
<b>Free Throws Attempted</b>		
Season	-	
Career	-	
<b>Assists</b>		
Season	-	
Career	1, UALBANY (11/22/21)	
<b>Steals</b>		
Season	-	
Career	1, SOUTH CAROLINA (3/6/21)	
<b>Blocked Shots</b>		
Season	-	
Career	1, TENNESSEE (1/15/22)	
<b>Minutes Played</b>		
Season	2, HOWARD (11/7/22)	
Career	3, HIGH POINT (12/31/21)	
<b>MISCELLANEOUS</b>	<b>2022-23</b>	<b>CAREER</b>
Dunks	0	0
Double-Figure Scoring Games	0	0
Double-Figure Rebounding Games	0	0
Games With Double-Double	0	0
Games Led UK in Scoring	0	0
Games Led UK in Rebounding	0	0
Games Led UK in Assists	0	0
Games Led UK in Steals	0	0
Games Led UK in Blocks	0	1
Games With 3+ Assists	0	0
Games With 3+ Blocks	0	0
Games With 3+ Steals	0	0
Games With 3+ Three-Pointers	0	0

## Game-By-Game Statistics

Opponent	Date	GS	Min	FG-A	Pct.	3FG-A	Pct.	FT-A	Pct.	Off-Def-Tot	PF	Ast	TO	Blk	Stl	Pts
HOWARD	11/7		2	0-1	.000	0-1	.000	0-0	.000	0-1-1	0	0	0	0	0	0
DUQUESNE	11/11			DNP - Illness												
vs. Michigan State	11/15			DNP - Coach's decision												

## Career Statistics

Year	GP-GS	Min-Avg	FG-FGA	Pct	3FG-FGA	Pct	FT-FTA	Pct	Off-Def-Tot-Avg	PF-FO	Ast	TO	Blk	Stl	Pts	Avg
2019-20	4-0	3-0.8	0-0	.000	0-0	.000	0-0	.000	0-0-0-0.0	0-0	0	1	0	0	0	0.0
2020-21	2-0	3-1.5	0-0	.000	0-0	.000	0-0	.000	0-0-0-0.0	0-0	0	2	0	1	0	0.0
2021-22	9-0	13-1.4	3-4	.750	0-1	.000	0-0	.000	1-0-1-0.1	0-0	1	0	1	0	6	0.7
2022-23	1-0	2-2.0	0-1	.000	0-1	.000	0-0	.000	0-1-1-1.0	0-0	0	0	0	0	0	0.0
<b>TOTAL</b>	<b>16-0</b>	<b>20-1.2</b>	<b>3-5</b>	<b>.600</b>	<b>0-2</b>	<b>.000</b>	<b>0-0</b>	<b>.000</b>	<b>1-1-2-0.1</b>	<b>0-0</b>	<b>1</b>	<b>3</b>	<b>1</b>	<b>1</b>	<b>6</b>	<b>0.4</b>



# WALKER HORN 21

Freshman | Guard | 6-4 | 200 | Austin, Texas | Westlake HS

- Played two minutes against Howard in first collegiate appearance
- Son of Darrin Horn, the current head men's basketball coach at Northern Kentucky University
- State semifinalist at Westlake as a senior and the team had a 38-2 record
- Averaged 9.3 points, 5.2 assists and 2.4 rebounds as a senior
- Graduated cum laude and was a recipient of a Kentucky Provost Academic Scholarship

2022-23 SEASON/CAREER HIGHS*		
<b>Points</b>		
Season	-	
Career	-	
<b>Rebounds</b>		
Season	-	
Career	-	
<b>Field Goals</b>		
Season	-	
Career	-	
<b>Field Goals Attempted</b>		
Season	-	
Career	-	
<b>3-Point Field Goals</b>		
Season	-	
Career	-	
<b>3-Point Field Goals Attempted</b>		
Season	-	
Career	-	
<b>Free Throws</b>		
Season	-	
Career	-	
<b>Free Throws Attempted</b>		
Season	-	
Career	-	
<b>Assists</b>		
Season	-	
Career	-	
<b>Steals</b>		
Season	-	
Career	-	
<b>Blocked Shots</b>		
Season	-	
Career	-	
<b>Minutes Played</b>		
Season	2, HOWARD (11/7/22)	
Career	2, HOWARD (11/7/22)	
<b>MISCELLANEOUS</b>		
	<b>2022-23</b>	<b>CAREER*</b>
Dunks	0	0
Double-Figure Scoring Games	0	0
Double-Figure Rebounding Games	0	0
Games With Double-Double	0	0
Games Led UK in Scoring	0	0
Games Led UK in Rebounding	0	0
Games Led UK in Assists	0	0
Games Led UK in Steals	0	0
Games Led UK in Blocks	0	0
Games With 3+ Assists	0	0
Games With 3+ Blocks	0	0
Games With 3+ Steals	0	0
Games With 3+ Three-Pointers	0	0

## Game-By-Game Statistics

Opponent	Date	GS	Min	FG-A	Pct.	3FG-A	Pct.	FT-A	Pct.	Off-Def-Tot	PF	Ast	TO	Blk	Stl	Pts
HOWARD	11/7	2		0-0	.000	0-0	.000	0-0	.000	0-0-0	0	0	1	0	0	0
DUQUESNE	11/11			DNP - Coach's decision												
vs. Michigan State	11/15			DNP - Coach's decision												

## Career Statistics

Year	GP-GS	Min-Avg	FG-FGA	Pct	3FG-FGA	Pct	FT-FTA	Pct	Off-Def-Tot-Avg	PF-FO	Ast	TO	Blk	Stl	Pts	Avg
2022-23	1-0	2-2.0	0-0	.000	0-0	.000	0-0	.000	0-0-0-0.0	0-0	0	1	0	0	0	0.0
<b>TOTAL</b>	<b>1-0</b>	<b>2-2.0</b>	<b>0-0</b>	<b>.000</b>	<b>0-0</b>	<b>.000</b>	<b>0-0</b>	<b>.000</b>	<b>0-0-0-0.0</b>	<b>0-0</b>	<b>0</b>	<b>1</b>	<b>0</b>	<b>0</b>	<b>0</b>	<b>0.0</b>



# CASON WALLACE 22

Freshman | Guard | 6-4 | 193 | Dallas | Richardson HS

- Tied a UK single-game record with eight steals against Michigan State. Also added 14 points, five boards and five assists, while playing a team-high 44 minutes
- Flirted with a triple-double against Howard, going for 15 points, eight boards and a game-high nine assists
  - Only freshman in school history to have 15-9-8 in collegiate debut
- Averaged 10.5 points, 6.0 rebounds and 3.5 assists per game in UK's two fall exhibitions
- Named to the preseason watch list for the Jerry West Award and the Wooden Award preseason watch list
- Averaged 10.5 points, 4.0 rebounds and 3.5 assists per game during UK's four wins in The Bahamas this summer
  - Amassed a team-best 12 steals and shot 40% from behind the arc
- Five-star prospect who was ranked as high as No. 7 overall by Rivals
- Averaged 19.9 points, 7.4 boards and 6.1 assists per game as a senior at Richardson
  - Named the 2022 Texas Gatorade Player of the Year
- Was a McDonald's All-American and also participated in the Jordan Brand Classic
- Shot 51.2% from the field and 37% from 3-point range and was tabbed the Circuit's Most Valuable Player of Nike EYBL Session I prior to his senior season

2022-23 SEASON/CAREER HIGHS*	
<b>Points</b>	
Season	15, HOWARD (11/7/22)
Career	15, HOWARD (11/7/22)
<b>Rebounds</b>	
Season	8, HOWARD (11/7/22)
Career	8, HOWARD (11/7/22)
<b>Field Goals</b>	
Season	7, HOWARD (11/7/22)
Career	7, HOWARD (11/7/22)
<b>Field Goals Attempted</b>	
Season	11, HOWARD (11/7/22)
Career	11, HOWARD (11/7/22)
<b>3-Point Field Goals</b>	
Season	2, vs. Michigan State (11/15/22)
Career	2, vs. Michigan State (11/15/22)
<b>3-Point Field Goals Attempted</b>	
Season	5, vs. Michigan State (11/15/22)
Career	5, vs. Michigan State (11/15/22)
<b>Free Throws</b>	
Season	2, vs. Michigan State (11/15/22)
Career	2, vs. Michigan State (11/15/22)
<b>Free Throws Attempted</b>	
Season	4, vs. Michigan State (11/15/22)
Career	4, vs. Michigan State (11/15/22)
<b>Assists</b>	
Season	9, HOWARD (11/7/22)
Career	9, HOWARD (11/7/22)
<b>Steals</b>	
Season	8, vs. Michigan State (11/15/22)
Career	8, vs. Michigan State (11/15/22)
<b>Blocked Shots</b>	
Season	1, 2x, last vs. Mich. St. (11/15/22)
Career	1, 2x, last vs. Mich. St. (11/15/22)
<b>Minutes Played</b>	
Season	44, vs. Michigan State (11/15/22)
Career	44, vs. Michigan State (11/15/22)

MISCELLANEOUS	2022-23	CAREER*
Dunks	2	2
Double-Figure Scoring Games	2	2
Double-Figure Rebounding Games	0	0
Games With Double-Double	0	0
Games Led UK in Scoring	0	0
Games Led UK in Rebounding	0	0
Games Led UK in Assists	1	1
Games Led UK in Steals	2	2
Games Led UK in Blocks	0	0
Games With 3+ Assists	3	3
Games With 3+ Blocks	0	0
Games With 3+ Steals	1	1
Games With 3+ Three-Pointers	0	0

## Game-By-Game Statistics

Opponent	Date	GS	Min	FG-A	Pct.	3FG-A	Pct.	FT-A	Pct.	Off-Def-Tot	PF	Ast	TO	Blk	Stl	Pts
HOWARD	11/7	*	35	7-11	.636	1-2	.500	0-0	.000	2-6-8	4	9	2	0	2	15
DUQUESNE	11/11	*	27	3-6	.500	1-1	1.000	1-2	.500	2-1-3	1	4	4	1	2	8
vs. Michigan State	11/15	*	44	5-10	.500	2-5	.400	2-4	.500	2-3-5	3	5	3	1	8	14

## Career Statistics

Year	GP-GS	Min-Avg	FG-FGA	Pct	3FG-FGA	Pct	FT-FTA	Pct	Off-Def-Tot-Avg	PF-FO	Ast	TO	Blk	Stl	Pts	Avg
2022-23	3-3	106-35.4	15-27	.556	4-8	.500	3-6	.500	6-10-16-5.3	8-0	18	9	2	12	37	12.3
<b>TOTAL</b>	<b>3-3</b>	<b>106-35.4</b>	<b>15-27</b>	<b>.556</b>	<b>4-8</b>	<b>.500</b>	<b>3-6</b>	<b>.500</b>	<b>6-10-16-5.3</b>	<b>8-0</b>	<b>18</b>	<b>9</b>	<b>2</b>	<b>12</b>	<b>37</b>	<b>12.3</b>



# CHRIS LIVINGSTON 24

Freshman | Forward | 6-6 | 220 | Akron, Ohio | Oak Hill Acad.

2022-23 SEASON/CAREER HIGHS*		
<b>Points</b>		
Season	9, HOWARD (11/7/22)	
Career	9, HOWARD (11/7/22)	
<b>Rebounds</b>		
Season	7, DUQUESNE (11/11/22)	
Career	7, DUQUESNE (11/11/22)	
<b>Field Goals</b>		
Season	4, HOWARD (11/7/22)	
Career	4, HOWARD (11/7/22)	
<b>Field Goals Attempted</b>		
Season	7, DUQUESNE (11/11/22)	
Career	7, DUQUESNE (11/11/22)	
<b>3-Point Field Goals</b>		
Season	1, 2x, last DUQUESNE (11/11/22)	
Career	1, 2x, last DUQUESNE (11/11/22)	
<b>3-Point Field Goals Attempted</b>		
Season	2, 3x, last vs. Mich. St. (11/15/22)	
Career	2, 3x, last vs. Mich. St. (11/15/22)	
<b>Free Throws</b>		
Season	1, vs. Michigan State (11/15/22)	
Career	1, vs. Michigan State (11/15/22)	
<b>Free Throws Attempted</b>		
Season	2, vs. Michigan State (11/15/22)	
Career	2, vs. Michigan State (11/15/22)	
<b>Assists</b>		
Season	-	
Career	-	
<b>Steals</b>		
Season	1, 2x, last DUQUESNE (11/11/22)	
Career	1, 2x, last DUQUESNE (11/11/22)	
<b>Blocked Shots</b>		
Season	-	
Career	-	
<b>Minutes Played</b>		
Season	19, 2x, last DUQUESNE (11/11/22)	
Career	19, 2x, last DUQUESNE (11/11/22)	
<b>MISCELLANEOUS</b>		
	<b>2022-23</b>	<b>CAREER*</b>
Dunks	1	1
Double-Figure Scoring Games	0	0
Double-Figure Rebounding Games	0	0
Games With Double-Double	0	0
Games Led UK in Scoring	0	0
Games Led UK in Rebounding	0	0
Games Led UK in Assists	0	0
Games Led UK in Steals	0	0
Games Led UK in Blocks	0	0
Games With 3+ Assists	0	0
Games With 3+ Blocks	0	0
Games With 3+ Steals	0	0
Games With 3+ Three-Pointers	0	0

- Went for nine points and five rebounds against Howard in collegiate debut
- Named to the preseason watch list for the Julius Erving Award
- Logged averages of 9.8 points, 5.8 rebounds and 2.0 assists per game during UK's foreign tour this summer
  - With 23 total rebounds, he trailed only Oscar Tshiebwe for the week
- Five-star prospect who was ranked as high as No. 10 overall by Rivals
- Averaged 18.2 points, 9.1 rebounds, 3.9 assists and 1.9 steals per game during his senior season at Oak Hill
  - Named the 2022 Virginia Gatorade Player of the Year and 2021 Ohio Gatorade Player of the Year
- Tabbed a McDonald's All-American and also participated in the Jordan Brand Classic
- Named MVP of the 2019 FIBA Americas U16 Championship after leading Team USA to a gold medal while averaging 14.8 points and 8.0 rebounds

## Game-By-Game Statistics

Opponent	Date	GS	Min	FG-A	Pct.	3FG-A	Pct.	FT-A	Pct.	Off-Def-Tot	PF	Ast	TO	Blk	Stl	Pts
HOWARD	11/7	*	19	4-6	.667	1-2	.500	0-0	.000	1-3-4	3	0	1	0	1	9
DUQUESNE	11/11	*	19	2-7	.286	1-2	.500	0-0	.000	1-6-7	0	0	1	0	1	5
vs. Michigan State	11/15	*	12	0-3	.000	0-2	.000	1-2	.500	0-3-3	0	0	1	0	0	1

## Career Statistics

Year	GP-GS	Min-Avg	FG-FGA	Pct	3FG-FGA	Pct	FT-FTA	Pct	Off-Def-Tot-Avg	PF-FO	Ast	TO	Blk	Stl	Pts	Avg
2022-23	3-3	50-16.7	6-16	.375	2-6	.333	1-2	.500	2-12-14-4.7	3-0	0	3	0	2	15	5.0
<b>TOTAL</b>	<b>3-3</b>	<b>50-16.7</b>	<b>6-16</b>	<b>.375</b>	<b>2-6</b>	<b>.333</b>	<b>1-2</b>	<b>.500</b>	<b>2-12-14-4.7</b>	<b>3-0</b>	<b>0</b>	<b>3</b>	<b>0</b>	<b>2</b>	<b>15</b>	<b>5.0</b>



# KAREEM WATKINS 25

Junior | Guard | 5-8 | 175 | Camden, N.J. | Kingsway Regional HS

- Logged two minutes of action in the Howard game
- Saw action in a career-high nine games in 2021-22
- Has appeared in 10 career games in a two-year career with the Wildcats
- Charted a pair of assists during UK's foreign tour in The Bahamas

## 2022-23 SEASON/CAREER HIGHS

<b>Points</b>		
Season	-	
Career	-	
<b>Rebounds</b>		
Season	-	
Career	1, 3x, last CENTRAL MICH. (11/29/21)	
<b>Field Goals</b>		
Season	-	
Career	-	
<b>Field Goals Attempted</b>		
Season	-	
Career	1, CENTRAL MICHIGAN (11/29/21)	
<b>3-Point Field Goals</b>		
Season	-	
Career	-	
<b>3-Point Field Goals Attempted</b>		
Season	-	
Career	-	
<b>Free Throws</b>		
Season	-	
Career	-	
<b>Free Throws Attempted</b>		
Season	-	
Career	-	
<b>Assists</b>		
Season	-	
Career	1, 2x, last WKU (12/22/21)	
<b>Steals</b>		
Season	-	
Career	1, 2x, last HIGH POINT (12/31/21)	
<b>Blocked Shots</b>		
Season	-	
Career	-	
<b>Minutes Played</b>		
Season	2, HOWARD (11/7/22)	
Career	3, HIGH POINT (12/31/21)	
<b>MISCELLANEOUS</b>		
	<b>2022-23</b>	<b>CAREER</b>
Dunks	0	0
Double-Figure Scoring Games	0	0
Double-Figure Rebounding Games	0	0
Games With Double-Double	0	0
Games Led UK in Scoring	0	0
Games Led UK in Rebounding	0	0
Games Led UK in Assists	0	0
Games Led UK in Steals	0	0
Games Led UK in Blocks	0	0
Games With 3+ Assists	0	0
Games With 3+ Blocks	0	0
Games With 3+ Steals	0	0
Games With 3+ Three-Pointers	0	0

## Game-By-Game Statistics

Opponent	Date	GS	Min	FG-A	Pct.	3FG-A	Pct.	FT-A	Pct.	Off-Def-Tot	PF	Ast	TO	Blk	Stl	Pts
HOWARD	11/7	2		0-0	.000	0-0	.000	0-0	.000	0-0-0	0	0	0	0	0	0
DUQUESNE	11/11			DNP - Coach's decision												
vs. Michigan State	11/15			DNP - Coach's decision												

## Career Statistics

Year	GP-GS	Min-Avg	FG-FGA	Pct	3FG-FGA	Pct	FT-FTA	Pct	Off-Def-Tot-Avg	PF-FO	Ast	TO	Blk	Stl	Pts	Avg
2020-21	1-0	2-2.0	0-0	.000	0-0	.000	0-0	.000	0-0-0-0.0	0-0	0	0	0	0	0	0.0
2021-22	9-0	13-1.4	0-1	.000	0-0	.000	0-0	.000	1-2-3-0.3	2-0	2	3	0	2	0	0.0
2022-23	1-0	2-2.0	0-0	.000	0-0	.000	0-0	.000	0-0-0-0.0	0-0	0	0	0	0	0	0.0
<b>TOTAL</b>	<b>11-0</b>	<b>17-1.5</b>	<b>0-1</b>	<b>.000</b>	<b>0-0</b>	<b>.000</b>	<b>0-0</b>	<b>.000</b>	<b>1-2-3-0.3</b>	<b>2-0</b>	<b>2</b>	<b>3</b>	<b>0</b>	<b>2</b>	<b>0</b>	<b>0.0</b>



# UGONNA ONYENSO 33

Freshman | Forward | 6-11 | 225 | Owerri, Imo State, Nigeria | Putnam Science Acad.

2022-23 SEASON/CAREER HIGHS*		
<b>Points</b>		
Season	9, DUQUESNE (11/11/22)	
Career	9, DUQUESNE (11/11/22)	
<b>Rebounds</b>		
Season	10, DUQUESNE (11/11/22)	
Career	10, DUQUESNE (11/11/22)	
<b>Field Goals</b>		
Season	4, DUQUESNE (11/11/22)	
Career	4, DUQUESNE (11/11/22)	
<b>Field Goals Attempted</b>		
Season	7, DUQUESNE (11/11/22)	
Career	7, DUQUESNE (11/11/22)	
<b>3-Point Field Goals</b>		
Season	-	
Career	-	
<b>3-Point Field Goals Attempted</b>		
Season	-	
Career	-	
<b>Free Throws</b>		
Season	1, DUQUESNE (11/11/22)	
Career	1, DUQUESNE (11/11/22)	
<b>Free Throws Attempted</b>		
Season	2, DUQUESNE (11/11/22)	
Career	2, DUQUESNE (11/11/22)	
<b>Assists</b>		
Season	1, 2x, last DUQUESNE (11/11/22)	
Career	1, 2x, last DUQUESNE (11/11/22)	
<b>Steals</b>		
Season	-	
Career	-	
<b>Blocked Shots</b>		
Season	4, HOWARD (11/7/22)	
Career	4, HOWARD (11/7/22)	
<b>Minutes Played</b>		
Season	20, HOWARD (11/7/22)	
Career	20, HOWARD (11/7/22)	
<b>MISCELLANEOUS</b>		
	<b>2022-23</b>	<b>CAREER*</b>
Dunks	1	1
Double-Figure Scoring Games	0	0
Double-Figure Rebounding Games	1	1
Games With Double-Double	0	0
Games Led UK in Scoring	0	0
Games Led UK in Rebounding	1	1
Games Led UK in Assists	0	0
Games Led UK in Steals	0	0
Games Led UK in Blocks	1	1
Games With 3+ Assists	0	0
Games With 3+ Blocks	2	2
Games With 3+ Steals	0	0
Games With 3+ Three-Pointers	0	0

- Had a game-high 10 rebounds and added nine points and three blocks in win over Duquesne
- Blocked a game-high four shots to go along with six points and four rebounds in 20 minutes off the bench against Howard
- Had nine total blocks in UK's two fall exhibitions
- Reclassified to the 2022 class and ranked as a top-25 prospect in the 2023 class by all of the major scouting services
- Joined Putnam in January and the squad was a perfect 20-0 with Onyenso on the roster, including winning a national championship
- Averaged 11.4 points, 9.0 rebounds and 5.7 blocks per game as a junior and also shot 64.4% from the floor and had five games with at least 10 blocked shots
- In February of 2020, he became one of the youngest players ever to make the senior men's Nigerian National Team
  - Scored 10 points on 5-of-8 shooting and had four rebounds and two blocks in 16 minutes in a 96-69 win over Uganda

## Game-By-Game Statistics

Opponent	Date	GS	Min	FG-A	Pct.	3FG-A	Pct.	FT-A	Pct.	Off-Def-Tot	PF	Ast	TO	Blk	Stl	Pts
HOWARD	11/7		20	3-4	.750	0-0	.000	0-1	.000	1-3-4	0	1	0	4	0	6
DUQUESNE	11/11		19	4-7	.571	0-0	.000	1-2	.500	4-6-10	1	1	0	3	0	9
vs. Michigan State	11/15		1	0-0	.000	0-0	.000	0-0	.000	0-0-0	1	0	0	0	0	0

## Career Statistics

Year	GP-GS	Min-Avg	FG-FGA	Pct	3FG-FGA	Pct	FT-FTA	Pct	Off-Def-Tot-Avg	PF-FO	Ast	TO	Blk	Stl	Pts	Avg
2022-23	3-0	40-13.4	7-11	.636	0-0	.000	1-3	.333	5-9-14-4.7	2-0	2	0	7	0	15	5.0
<b>TOTAL</b>	<b>3-0</b>	<b>40-13.4</b>	<b>7-11</b>	<b>.636</b>	<b>0-0</b>	<b>.000</b>	<b>1-3</b>	<b>.333</b>	<b>5-9-14-4.7</b>	<b>2-0</b>	<b>2</b>	<b>0</b>	<b>7</b>	<b>0</b>	<b>15</b>	<b>5.0</b>





# OSCAR TSHIEBWE 34

Senior | Forward | 6-9 | 260 | Lubumbashi, D.R. of the Congo | West Virginia Univ.

## 2021-22 SEASON/CAREER HIGHS\*

<b>Points</b>	
Season	22, vs. Michigan State (11/15/22)
Career	30, 3x, last vs. Saint Peter's (3/17/22)
<b>Rebounds</b>	
Season	18, vs. Michigan State (11/15/22)
Career	28, WESTERN KENTUCKY (12/22/21)
<b>Field Goals</b>	
Season	9, vs. Michigan State (11/15/22)
Career	13, 2x, last at Arkansas (2/26/22)
<b>Field Goals Attempted</b>	
Season	17, vs. Michigan State (11/15/22)
Career	21, at Arkansas (2/26/22)
<b>3-Point Field Goals</b>	
Season	-
Career	-
<b>3-Point Field Goals Attempted</b>	
Season	-
Career	-
<b>Free Throws</b>	
Season	4, vs. Michigan State (11/15/22)
Career	9, 2x, last MISSOURI (12/29/21)
<b>Free Throws Attempted</b>	
Season	4, vs. Michigan State (11/15/22)
Career	13, 2x, last VANDERBILT (2/2/22)
<b>Assists</b>	
Season	2, vs. Michigan State (11/15/22)
Career	3, 4x, last ALABAMA (2/19/22)
<b>Steals</b>	
Season	-
Career	4, 3x, last at Alabama (2/5/22)
<b>Blocked Shots</b>	
Season	4, vs. Michigan State (11/15/22)
Career	5, vs. Vanderbilt (3/11/22)
<b>Minutes Played</b>	
Season	34, vs. Michigan State (11/15/22)
Career	43, vs. Saint Peter's (3/17/22)

MISCELLANEOUS	2022-23	CAREER
Dunks	2	83
Double-Figure Scoring Games	1	55
Double-Figure Rebounding Games	1	48
Games With Double-Double	1	41
Games Led UK in Scoring	1	27
Games Led UK in Rebounding	1	54
Games Led UK in Assists	0	1
Games Led UK in Steals	0	37
Games Led UK in Blocks	1	33
Games With 3+ Assists	0	4
Games With 3+ Blocks	1	13
Games With 3+ Steals	0	13
Games With 3+ Three-Pointers	0	0

\*includes West Virginia statistics

- Played 34 minutes in his debut against Michigan State and led the team with 22 points, 18 rebounds and four blocked shots
- Missed both exhibition games and UK's first two regular-season games while recovering from a minor knee procedure in mid-October
- Reigning consensus National Player of the Year who led the Wildcats with 17.4 points per game and a nation-leading 15.1 rebounds per outing as a junior
- Preseason pick for the SEC Player of the Year and an All-SEC First Team selection by the league's media and coaches
- Unanimous preseason All-America selection
- Kareem Abdul-Jabbar Award preseason watch list selection; NABC and Naismith preseason POY candidate and Wooden Award preseason watch list selection
- Set a UK single-season record with 28 double-doubles in 2021-22
- Became just the third player in program history to have 500 or more rebounds in a single season and the first to achieve the feat since 1951-52

## Game-By-Game Statistics

Opponent	Date	GS	Min	FG-A	Pct.	3FG-A	Pct.	FT-A	Pct.	Off-Def-Tot	PF	Ast	TO	Blk	Stl	Pts
HOWARD	11/7			DNP - Right leg injury												
DUQUESNE	11/11			DNP - Right leg injury												
vs. Michigan State	11/15		34	9-17	.529	0-0	.000	4-4	1.000	6-12-18	5	2	5	4	0	22

## Career Statistics

Year	GP-GS	Min-Avg	FG-FGA	Pct	3FG-FGA	Pct	FT-FTA	Pct	Off-Def-Tot-Avg	PF-FO	Ast	TO	Blk	Stl	Pts	Avg
2019-20	31-31	717-23.1	123-223	.552	0-0	.000	102-144	.708	128-159-287-9.3	85-1	11	53	32	23	348	11.2
2020-21	10-10	199-19.9	34-65	.523	0-0	.000	17-28	.607	38-40-78-7.8	25-1	7	12	4	4	85	8.5
2021-22	34-34	1087-32.0	238-393	.606	0-0	.000	114-165	.691	179-336-515-15.1	88-1	36	66	55	60	590	17.4
2022-23	1-0	34-34.0	9-17	.529	0-0	.000	4-4	1.000	6-12-18-18.0	5-1	2	5	4	0	22	22.0
<b>TOTAL</b>	<b>76-75</b>	<b>2040-26.8</b>	<b>404-698</b>	<b>.579</b>	<b>0-0</b>	<b>.000</b>	<b>237-341</b>	<b>.695</b>	<b>351-547-898-11.8</b>	<b>203-4</b>	<b>56</b>	<b>136</b>	<b>95</b>	<b>87</b>	<b>1045</b>	<b>13.8</b>



# LANCE WARE 55

Junior | Forward | 6-9 | 235 | Camden, N.J. | Camden HS

- Posted a game- and career-best four steals to go along with four points and three rebounds against Howard
- Nearly had a double-double with 10 points and nine rebounds in the win over Kentucky State
- Averaged 4.3 points and 1.3 boards per game in three appearances in The Bahamas
  - Missed one game due to shoulder soreness
- Traveled to Brazil in May with Sports Reach
  - Averaged 30 points and 8.3 rebounds in three games
- Seen action in 49 games for the Wildcats and made three starts

## 2022-23 SEASON/CAREER HIGHS

<b>Points</b>	
Season	4, 2x, last DUQUESNE (11/11/22)
Career	8, at Missouri (2/3/21)
<b>Rebounds</b>	
Season	3, 3x, last vs. Mich. St. (11/15/22)
Career	13, at Mississippi State (1/2/21)
<b>Field Goals</b>	
Season	1, 3x, last vs. Mich. St. (11/15/22)
Career	3, 2x, last at Missouri (2/3/21)
<b>Field Goals Attempted</b>	
Season	4, DUQUESNE (11/11/22)
Career	5, at Louisville (12/26/20)
<b>3-Point Field Goals</b>	
Season	-
Career	-
<b>3-Point Field Goals Attempted</b>	
Season	-
Career	-
<b>Free Throws</b>	
Season	2, 2x, last DUQUESNE (11/11/22)
Career	5, MISSOURI (12/29/21)
<b>Free Throws Attempted</b>	
Season	6, HOWARD (11/7/22)
Career	6, 2x, last vs. HOWARD (11/7/22)
<b>Assists</b>	
Season	2, HOWARD (11/7/22)
Career	4, at Mississippi State (1/2/21)
<b>Steals</b>	
Season	4, HOWARD (11/7/22)
Career	4, HOWARD (11/7/22)
<b>Blocked Shots</b>	
Season	4, DUQUESNE (11/11/22)
Career	4, DUQUESNE (11/11/22)
<b>Minutes Played</b>	
Season	21, DUQUESNE (11/11/22)
Career	35, at Mississippi State (1/2/21)

MISCELLANEOUS	2022-23	CAREER
Dunks	2	15
Double-Figure Scoring Games	0	0
Double-Figure Rebounding Games	0	2
Games With Double-Double	0	0
Games Led UK in Scoring	0	0
Games Led UK in Rebounding	0	2
Games Led UK in Assists	0	0
Games Led UK in Steals	1	3
Games Led UK in Blocks	1	7
Games With 3+ Assists	0	1
Games With 3+ Blocks	1	2
Games With 3+ Steals	1	1
Games With 3+ Three-Pointers	0	0

## Game-By-Game Statistics

Opponent	Date	GS	Min	FG-A	Pct.	3FG-A	Pct.	FT-A	Pct.	Off-Def-Tot	PF	Ast	TO	Blk	Stl	Pts
HOWARD	11/7	*	20	1-2	.500	0-0	.000	2-6	.333	0-3-3	2	2	2	1	4	4
DUQUESNE	11/11	*	21	1-4	.250	0-0	.000	2-4	.500	2-1-3	2	0	2	4	1	4
vs. Michigan State	11/15	*	15	1-1	1.000	0-0	.000	0-0	.000	1-2-3	4	1	0	1	1	2

## Career Statistics

Year	GP-GS	Min-Avg	FG-FGA	Pct	3FG-FGA	Pct	FT-FTA	Pct	Off-Def-Tot-Avg	PF-FO	Ast	TO	Blk	Stl	Pts	Avg
2020-21	21-3	254-12.1	13-32	.406	0-0	.000	15-27	.556	24-39-63-3.0	41-1	8	19	11	6	41	2.0
2021-22	28-0	175-6.2	16-24	.667	0-1	.000	10-23	.435	16-37-53-1.9	33-0	3	14	11	5	42	1.5
2022-23	3-3	56-18.6	3-7	.429	0-0	.000	4-10	.400	3-6-9-3.0	8-0	3	4	6	6	10	3.3
<b>TOTAL</b>	<b>52-6</b>	<b>484-9.3</b>	<b>32-63</b>	<b>.508</b>	<b>0-1</b>	<b>.000</b>	<b>29-60</b>	<b>.483</b>	<b>43-82-125-2.4</b>	<b>82-1</b>	<b>14</b>	<b>37</b>	<b>28</b>	<b>17</b>	<b>93</b>	<b>1.8</b>



THE STAT CREW SYSTEM  
 Kentucky Combined Team Statistics (as of Nov 15, 2022)  
 All games

RECORD:	OVERALL	HOME	AWAY	NEUTRAL
ALL GAMES	2-1	2-0	0-0	0-1
CONFERENCE	0-0	0-0	0-0	0-0
NON-CONFERENCE	2-1	2-0	0-0	0-1

#	Player	gp-gs	min	avg	Total		3-Point		F-Throw		Rebounds				pf	dq	a	to	blk	stl	pts	avg
					fg-fga	fg%	3fg-fga	3fg%	ft-fa	ft%	off	def	tot	avg								
34	Oscar Tshiebwe	1-0	34	34.0	9-17	.529	0-0	.000	4-4	1.000	6	12	18	18.0	5	1	2	5	4	0	22	22.0
12	Antonio Reeves	3-0	76	25.3	14-32	.438	11-21	.524	6-8	.750	0	5	5	1.7	2	0	3	6	1	1	45	15.0
02	Sahvir Wheeler	2-0	68	34.0	10-23	.435	3-8	.375	4-6	.667	1	5	6	3.0	2	0	19	5	2	4	27	13.5
01	CJ Fredrick	3-3	93	31.0	13-25	.520	7-18	.389	6-7	.857	0	5	5	1.7	4	0	6	1	0	1	39	13.0
22	Cason Wallace	3-3	106	35.3	15-27	.556	4-8	.500	3-6	.500	6	10	16	5.3	8	0	18	9	2	12	37	12.3
00	Jacob Toppin	3-3	90	30.0	12-32	.375	2-6	.333	7-11	.636	5	18	23	7.7	8	0	5	3	2	4	33	11.0
24	Chris Livingston	3-3	50	16.7	6-16	.375	2-6	.333	1-2	.500	2	12	14	4.7	3	0	0	3	0	2	15	5.0
33	Ugonna Onyenso	3-0	40	13.3	7-11	.636	0-0	.000	1-3	.333	5	9	14	4.7	2	0	2	0	7	0	15	5.0
03	Adou Thiero	1-0	13	13.0	0-1	.000	0-0	.000	4-6	.667	1	4	5	5.0	0	0	1	1	0	0	4	4.0
55	Lance Ware	3-3	56	18.7	3-7	.429	0-0	.000	4-10	.400	3	6	9	3.0	8	0	3	4	6	6	10	3.3
04	Daimion Collins	1-0	18	18.0	0-1	.000	0-0	.000	2-4	.500	0	1	1	1.0	2	0	0	1	0	1	2	2.0
21	Walker Horn	1-0	2	2.0	0-0	.000	0-0	.000	0-0	.000	0	0	0	0.0	0	0	0	1	0	0	0	0.0
14	Brennan Canada	1-0	2	2.0	0-1	.000	0-1	.000	0-0	.000	0	1	1	1.0	0	0	0	0	0	0	0	0.0
25	Kareem Watkins	1-0	2	2.0	0-0	.000	0-0	.000	0-0	.000	0	0	0	0.0	0	0	0	0	0	0	0	0.0
Team											4	5	9				1					
Total.....		3	650		89-193	.461	29-68	.426	42-67	.627	33	93	126	42.0	44	1	59	40	24	31	249	83.0
Opponents.....		3	650		71-202	.351	21-70	.300	38-48	.792	40	77	117	39.0	54	0	42	45	5	18	201	67.0

TEAM STATISTICS	UK	OPP
SCORING	249	201
Points per game	83.0	67.0
Scoring margin	+16.0	-
FIELD GOALS-ATT	89-193	71-202
Field goal pct	.461	.351
3 POINT FG-ATT	29-68	21-70
3-point FG pct	.426	.300
3-pt FG made per game	9.7	7.0
FREE THROWS-ATT	42-67	38-48
Free throw pct	.627	.792
F-Throws made per game	14.0	12.7
REBOUNDS	126	117
Rebounds per game	42.0	39.0
Rebounding margin	+3.0	-
ASSISTS	59	42
Assists per game	19.7	14.0
TURNOVERS	40	45
Turnovers per game	13.3	15.0
Turnover margin	+1.7	-
Assist/turnover ratio	1.5	0.9
STEALS	31	18
Steals per game	10.3	6.0
BLOCKS	24	5
Blocks per game	8.0	1.7
ATTENDANCE	38764	15828
Home games-Avg/Game	2-19382	0-0
Neutral site-Avg/Game	-	1-15828

1 = Tribute Classic (Rupp Arena | Lexington, Ky.)  
 2 = Champions Classic (Gainbridge Fieldhouse | Indianapolis)  
 \* = Conference game

Score by Periods	1st	2nd	OT	OT2	Totals
Kentucky	121	113	9	6	249
Opponents	84	93	9	15	201

**THE STAT CREW SYSTEM  
Plus/Minus Statistics**

**Kentucky vs Michigan St.**

Player	Minutes	PF	PA	+/-	+-/40
Oscar Tshiebwe	22:01	38	33	+5	+9.08
Antonio Reeves	19:24	33	29	+4	+8.25
Jacob Toppin	30:53	49	50	-1	-1.30
Cason Wallace	44:03	69	73	-4	-3.63
Chris Livingston	29:09	43	47	-4	-5.49
Lance Ware	26:33	38	43	-5	-7.53
Sahvir Wheeler	20:31	35	42	-7	-13.65
CJ Fredrick	35:13	54	67	-13	-14.77
Daimion Collins	18:21	25	36	-11	-23.98
Ugonna Onyenso	1:08	0	6	-6	-211.76

**Total +/-: -42**

Player Combination					Minutes	PF	PA	+/-	+-/40
Toppin, Jacob	Fredrick, Cj	Wallace, Cason	Livingston, Chris	Ware, Lance	18:08	27	25	+2	+4.41
Wallace, Cason	Reeves, Antonio	Wheeler, Sahvir	Collins, Daimion	Tshiebwe, Oscar	4:47	8	3	+5	+41.81
Fredrick, Cj	Reeves, Antonio	Wheeler, Sahvir	Collins, Daimion	Tshiebwe, Oscar	1:10	2	2	+0	+0.00
Toppin, Jacob	Fredrick, Cj	Reeves, Antonio	Wheeler, Sahvir	Tshiebwe, Oscar	0:55	3	2	+1	+43.64
Toppin, Jacob	Fredrick, Cj	Reeves, Antonio	Onyenso, Ugonna	Wheeler, Sahvir	0:24	0	2	-2	-200.00
Toppin, Jacob	Fredrick, Cj	Ware, Lance	Reeves, Antonio	Wheeler, Sahvir	0:37	2	3	-1	-64.86
Toppin, Jacob	Fredrick, Cj	Wallace, Cason	Ware, Lance	Wheeler, Sahvir	1:00	4	2	+2	+80.00
Fredrick, Cj	Wallace, Cason	Ware, Lance	Wheeler, Sahvir	Collins, Daimion	1:20	0	6	-6	-180.00
Wallace, Cason	Livingston, Chris	Reeves, Antonio	Collins, Daimion	Tshiebwe, Oscar	2:58	5	5	+0	+0.00
Wallace, Cason	Livingston, Chris	Reeves, Antonio	Wheeler, Sahvir	Tshiebwe, Oscar	1:00	4	4	+0	+0.00
Fredrick, Cj	Wallace, Cason	Wheeler, Sahvir	Collins, Daimion	Tshiebwe, Oscar	2:45	5	5	+0	+0.00
Toppin, Jacob	Wallace, Cason	Livingston, Chris	Ware, Lance	Reeves, Antonio	3:08	5	3	+2	+25.53
Toppin, Jacob	Livingston, Chris	Ware, Lance	Reeves, Antonio		0:45	0	0	+0	+0.00
Livingston, Chris	Ware, Lance	Reeves, Antonio	Collins, Daimion		0:45	0	2	-2	-106.67
Livingston, Chris	Reeves, Antonio	Collins, Daimion	Tshiebwe, Oscar		1:19	1	2	-1	-30.38
Fredrick, Cj	Wallace, Cason	Reeves, Antonio	Collins, Daimion	Tshiebwe, Oscar	1:18	3	1	+2	+61.54
Fredrick, Cj	Wallace, Cason	Onyenso, Ugonna	Wheeler, Sahvir	Collins, Daimion	0:44	0	4	-4	-218.18
Toppin, Jacob	Fredrick, Cj	Wallace, Cason	Wheeler, Sahvir	Tshiebwe, Oscar	5:31	7	9	-2	-14.50
Toppin, Jacob	Wallace, Cason	Reeves, Antonio	Wheeler, Sahvir	Tshiebwe, Oscar	0:03	0	0	+0	+0.00
Fredrick, Cj	Wallace, Cason	Livingston, Chris	Ware, Lance	Collins, Daimion	0:44	0	2	-2	-109.09
Toppin, Jacob	Fredrick, Cj	Wallace, Cason	Livingston, Chris	Collins, Daimion	0:16	1	4	-3	-450.00

**Total +/-: -9**

THE STAT CREW SYSTEM  
Plus/Minus Statistics

Cumulative Totals

Player	Minutes	PF	PA	+/-	+-/40	G	+-/Gm
Antonio Reeves	71:47	159	120	+39	+21.73	3	+13.00
Sahvir Wheeler	47:44	98	73	+25	+20.95	2	+12.50
Lance Ware	67:38	121	88	+33	+19.52	3	+11.00
Jacob Toppin	90:26	180	137	+43	+19.02	3	+14.33
Chris Livingston	67:29	120	88	+32	+18.97	3	+10.67
CJ Fredrick	96:13	187	150	+37	+15.38	3	+12.33
Cason Wallace	106:32	196	158	+38	+14.27	3	+12.67
Ugonna Onyenso	40:09	89	76	+13	+12.95	3	+4.33
Adou Thiero	13:45	31	27	+4	+11.64	1	+4.00
Oscar Tshiebwe	22:01	38	33	+5	+9.08	1	+5.00
Daimion Collins	18:21	25	36	-11	-23.98	1	-11.00
Kareem Watkins	1:44	0	5	-5	-115.38	1	-5.00
Brennan Canada	1:44	0	5	-5	-115.38	1	-5.00
Walker Horn	1:44	0	5	-5	-115.38	1	-5.00

Total +/-: +243

## THE STAT CREW SYSTEM Plus/Minus Statistics

Player Combination					Minutes	PF	PA	+/-	+/-40
Toppin, Jacob	Fredrick, Cj	Wallace, Cason	Livingston, Chris	Ware, Lance	38:03	65	44	+21	+22.08
Toppin, Jacob	Fredrick, Cj	Wallace, Cason	Reeves, Antonio	Onyenso, Ugonna	9:30	19	24	-5	-21.05
Toppin, Jacob	Fredrick, Cj	Reeves, Antonio	Onyenso, Ugonna	Wheeler, Sahvir	5:32	15	7	+8	+57.83
Toppin, Jacob	Fredrick, Cj	Wallace, Cason	Wheeler, Sahvir	Tshiebwe, Oscar	5:31	7	9	-2	-14.50
Toppin, Jacob	Wallace, Cason	Reeves, Antonio	Onyenso, Ugonna	Thiero, Adou	5:27	14	13	+1	+7.34
Toppin, Jacob	Fredrick, Cj	Wallace, Cason	Ware, Lance	Reeves, Antonio	4:53	10	10	+0	+0.00
Wallace, Cason	Reeves, Antonio	Wheeler, Sahvir	Collins, Daimion	Tshiebwe, Oscar	4:47	8	3	+5	+41.81
Toppin, Jacob	Wallace, Cason	Livingston, Chris	Ware, Lance	Reeves, Antonio	4:13	8	5	+3	+28.46
Toppin, Jacob	Fredrick, Cj	Ware, Lance	Reeves, Antonio	Wheeler, Sahvir	3:58	11	11	+0	+0.00
Toppin, Jacob	Fredrick, Cj	Wallace, Cason	Onyenso, Ugonna	Wheeler, Sahvir	3:38	6	0	+6	+66.06
Wallace, Cason	Livingston, Chris	Reeves, Antonio	Collins, Daimion	Tshiebwe, Oscar	2:58	5	5	+0	+0.00
Wallace, Cason	Livingston, Chris	Ware, Lance	Reeves, Antonio	Wheeler, Sahvir	2:54	7	2	+5	+68.97
Fredrick, Cj	Wallace, Cason	Wheeler, Sahvir	Collins, Daimion	Tshiebwe, Oscar	2:45	5	5	+0	+0.00
Toppin, Jacob	Wallace, Cason	Reeves, Antonio	Onyenso, Ugonna	Wheeler, Sahvir	2:28	6	6	+0	+0.00
Fredrick, Cj	Livingston, Chris	Reeves, Antonio	Onyenso, Ugonna	Wheeler, Sahvir	2:23	6	5	+1	+16.78
Wallace, Cason	Livingston, Chris	Reeves, Antonio	Onyenso, Ugonna	Wheeler, Sahvir	2:15	3	3	+0	+0.00
Fredrick, Cj	Wallace, Cason	Reeves, Antonio	Onyenso, Ugonna	Thiero, Adou	1:40	5	3	+2	+48.00
Toppin, Jacob	Wallace, Cason	Ware, Lance	Reeves, Antonio	Wheeler, Sahvir	1:28	6	0	+6	+163.64
Onyenso, Ugonna	Thiero, Adou	Canada, Brennan	Horn, Walker	Watkins, Kareem	1:23	0	5	-5	-144.58
Fredrick, Cj	Wallace, Cason	Ware, Lance	Wheeler, Sahvir	Collins, Daimion	1:20	0	6	-6	-180.00
Wallace, Cason	Livingston, Chris	Reeves, Antonio	Onyenso, Ugonna	Thiero, Adou	1:19	0	1	-1	-30.38
Livingston, Chris	Reeves, Antonio	Collins, Daimion	Tshiebwe, Oscar		1:19	1	2	-1	-30.38
Toppin, Jacob	Fredrick, Cj	Ware, Lance	Reeves, Antonio	Thiero, Adou	1:18	5	0	+5	+153.85
Fredrick, Cj	Wallace, Cason	Reeves, Antonio	Collins, Daimion	Tshiebwe, Oscar	1:18	3	1	+2	+61.54
Fredrick, Cj	Wallace, Cason	Livingston, Chris	Ware, Lance	Reeves, Antonio	1:17	0	0	+0	+0.00
Fredrick, Cj	Livingston, Chris	Ware, Lance	Reeves, Antonio	Thiero, Adou	1:12	2	2	+0	+0.00
Fredrick, Cj	Reeves, Antonio	Wheeler, Sahvir	Collins, Daimion	Tshiebwe, Oscar	1:10	2	2	+0	+0.00
Fredrick, Cj	Livingston, Chris	Ware, Lance	Reeves, Antonio	Wheeler, Sahvir	1:08	3	2	+1	+35.29
Fredrick, Cj	Wallace, Cason	Livingston, Chris	Onyenso, Ugonna	Wheeler, Sahvir	1:05	2	0	+2	+73.85
Fredrick, Cj	Wallace, Cason	Livingston, Chris	Reeves, Antonio	Onyenso, Ugonna	1:05	8	2	+6	+221.54
Fredrick, Cj	Livingston, Chris	Reeves, Antonio	Onyenso, Ugonna	Thiero, Adou	1:05	5	3	+2	+73.85
Wallace, Cason	Livingston, Chris	Reeves, Antonio	Wheeler, Sahvir	Tshiebwe, Oscar	1:00	4	4	+0	+0.00
Toppin, Jacob	Fredrick, Cj	Wallace, Cason	Ware, Lance	Wheeler, Sahvir	1:00	4	2	+2	+80.00
Toppin, Jacob	Fredrick, Cj	Reeves, Antonio	Wheeler, Sahvir	Tshiebwe, Oscar	0:55	3	2	+1	+43.64
Toppin, Jacob	Livingston, Chris	Ware, Lance	Reeves, Antonio		0:45	0	0	+0	+0.00
Livingston, Chris	Ware, Lance	Reeves, Antonio	Collins, Daimion		0:45	0	2	-2	-106.67
Fredrick, Cj	Wallace, Cason	Onyenso, Ugonna	Wheeler, Sahvir	Collins, Daimion	0:44	0	4	-4	-218.18
Fredrick, Cj	Wallace, Cason	Livingston, Chris	Ware, Lance	Collins, Daimion	0:44	0	2	-2	-109.09
Fredrick, Cj	Wallace, Cason	Livingston, Chris	Ware, Lance	Wheeler, Sahvir	0:38	0	0	+0	+0.00
Ware, Lance	Thiero, Adou	Canada, Brennan	Horn, Walker	Watkins, Kareem	0:21	0	0	+0	+0.00
Toppin, Jacob	Fredrick, Cj	Wallace, Cason	Livingston, Chris	Collins, Daimion	0:16	1	4	-3	-450.00
Toppin, Jacob	Wallace, Cason	Reeves, Antonio	Wheeler, Sahvir	Tshiebwe, Oscar	0:03	0	0	+0	+0.00

Total +/-: +48