



Officials: Anthony Jordan, Rob Rorke, Brian Dorsey

South Carolina - 71

Record: 8-8 (1-2)

| NO. | Name | F | Min | FG | | | 3P | | | FT | | | Rebounds | | | Fouls | | TP | AS | TO | ST | Blocks | | +/- |
|---------------|--------------------------|---|-------|-------|-------|-----|----|----|-----|----|----|----|----------|----|---|-------|---|----|----|----|----|--------|--|-----|
| | | | | M-A | M-A | M-A | OR | DR | TOT | PF | FD | BS | BA | | | | | | | | | | | |
| 10 | Hayden Brown | F | 26:36 | 5-14 | 1-5 | 0-0 | 3 | 2 | 5 | 5 | 3 | 11 | 1 | 2 | 1 | 0 | 1 | -4 | | | | | | |
| 23 | Gregory "GG" Jackson II | F | 34:54 | 6-10 | 2-2 | 2-3 | 1 | 2 | 3 | 0 | 5 | 16 | 1 | 1 | 0 | 0 | 1 | -3 | | | | | | |
| 33 | Josh Gray | C | 24:14 | 2-6 | 0-0 | 0-0 | 1 | 2 | 3 | 2 | 0 | 4 | 1 | 3 | 0 | 1 | 3 | 1 | | | | | | |
| 2 | Chico Carter, Jr. | G | 31:48 | 1-4 | 1-2 | 0-0 | 0 | 1 | 1 | 1 | 0 | 3 | 0 | 1 | 0 | 0 | 0 | 2 | | | | | | |
| 5 | Meechie Johnson | G | 35:07 | 9-16 | 6-10 | 2-2 | 2 | 4 | 6 | 1 | 2 | 26 | 6 | 5 | 0 | 0 | 0 | 10 | | | | | | |
| 12 | Zachary Davis | | 07:00 | 1-1 | 0-0 | 0-0 | 1 | 3 | 4 | 0 | 0 | 2 | 0 | 0 | 0 | 0 | 0 | 5 | | | | | | |
| 31 | Benjamin Bosmans-Verdonk | | 12:04 | 0-0 | 0-0 | 0-0 | 0 | 0 | 0 | 3 | 0 | 0 | 2 | 0 | 0 | 0 | 0 | 5 | | | | | | |
| 1 | Jacobi Wright | | 17:00 | 1-3 | 0-0 | 2-2 | 3 | 0 | 3 | 1 | 1 | 4 | 0 | 0 | 1 | 0 | 1 | -3 | | | | | | |
| 30 | Daniel Hankins-Sanford | | 11:17 | 2-2 | 1-1 | 0-0 | 0 | 0 | 0 | 2 | 0 | 5 | 0 | 0 | 0 | 0 | 0 | 2 | | | | | | |
| Team | | | | | | | 4 | 3 | 7 | | | 0 | | | | 3 | | | | | | | | |
| Totals | | | | 27-56 | 11-20 | 6-7 | 15 | 17 | 32 | 15 | 11 | 71 | 11 | 15 | 2 | 1 | 6 | 3 | | | | | | |

| Shooting By Period | | |
|--------------------|-------|-------|
| 1st FG% | 17-30 | 56.7% |
| 3PT% | 6-9 | 66.7% |
| FT% | 2-2 | 100% |
| 2nd FG% | 10-26 | 38.5% |
| 3PT% | 5-11 | 45.5% |
| FT% | 4-5 | 80% |
| GM FG% | 27-56 | 48.2% |
| 3PT% | 11-20 | 55.0% |
| FT% | 6-7 | 85.7% |

Dead Ball Rebounds: 1, 1

Technical Fouls: NONE

Kentucky - 68

Record: 10-6 (1-3)

| NO. | Name | F | Min | FG | | | 3P | | | FT | | | Rebounds | | | Fouls | | TP | AS | TO | ST | Blocks | | +/- |
|---------------|------------------|---|-------|-------|------|------|----|----|-----|----|----|----|----------|---|---|-------|---|-----|----|----|----|--------|--|-----|
| | | | | M-A | M-A | M-A | OR | DR | TOT | PF | FD | BS | BA | | | | | | | | | | | |
| 4 | Daimion Collins | F | 21:13 | 1-4 | 0-0 | 0-1 | 2 | 2 | 4 | 1 | 1 | 2 | 1 | 1 | 1 | 3 | 1 | 9 | | | | | | |
| 24 | Chris Livingston | F | 13:59 | 1-3 | 0-0 | 0-0 | 1 | 2 | 3 | 2 | 0 | 2 | 0 | 1 | 0 | 1 | 0 | -8 | | | | | | |
| 34 | Oscar Tshiebwe | F | 40:00 | 6-11 | 0-0 | 7-10 | 7 | 5 | 12 | 1 | 8 | 19 | 1 | 1 | 3 | 1 | 0 | -3 | | | | | | |
| 2 | Sahvir Wheeler | G | 40:00 | 5-11 | 0-1 | 0-3 | 0 | 3 | 3 | 2 | 3 | 10 | 3 | 2 | 2 | 0 | 0 | -3 | | | | | | |
| 22 | Cason Wallace | G | 08:26 | 2-3 | 0-0 | 0-0 | 0 | 0 | 0 | 1 | 0 | 4 | 1 | 0 | 0 | 0 | 0 | -13 | | | | | | |
| 55 | Lance Ware | | 18:47 | 2-3 | 0-0 | 0-0 | 2 | 1 | 3 | 1 | 0 | 4 | 2 | 1 | 0 | 0 | 0 | -12 | | | | | | |
| 12 | Antonio Reeves | | 27:52 | 6-13 | 1-5 | 0-0 | 1 | 1 | 2 | 3 | 1 | 13 | 0 | 0 | 0 | 1 | 0 | 7 | | | | | | |
| 1 | CJ Fredrick | | 29:43 | 6-9 | 2-4 | 0-0 | 0 | 0 | 0 | 0 | 2 | 14 | 1 | 0 | 0 | 0 | 0 | 8 | | | | | | |
| Team | | | | | | | 1 | 0 | 1 | | | 0 | | | | 0 | | | | | | | | |
| Totals | | | | 29-57 | 3-10 | 7-14 | 14 | 14 | 28 | 11 | 15 | 68 | 9 | 6 | 6 | 6 | 1 | -3 | | | | | | |

| Shooting By Period | | |
|--------------------|-------|-------|
| 1st FG% | 15-30 | 50.0% |
| 3PT% | 0-3 | 0.0% |
| FT% | 2-4 | 50% |
| 2nd FG% | 14-27 | 51.9% |
| 3PT% | 3-7 | 42.9% |
| FT% | 5-10 | 50% |
| GM FG% | 29-57 | 50.9% |
| 3PT% | 3-10 | 30.0% |
| FT% | 7-14 | 50.0% |

Dead Ball Rebounds: 3, 0

Technical Fouls: NONE

| | USC | UKY | Points from | | Period by Period Scoring | | | |
|------------------|----------------------------|---------------------------|---------------|-----|--------------------------|-----|-----|-----|
| Biggest lead | 15 (1 st 13:10) | 0 (1 st 20:00) | USC | UKY | | 1st | 2nd | TOT |
| Best Scoring Run | 8 (1 st 15:38) | 10 (2 nd 0:51) | 9 | 20 | USC | 42 | 29 | 71 |
| Lead Changes | 0 | | Paint | | UKY | 32 | 36 | 68 |
| Times Tied | 0 | | Second Chance | | | | | |
| Time with Lead | 39:35 | 00:00 | Fast Breaks | | | | | |
| | | | Bench | | | | | |
| | | | | | | | | |



South Carolina at Kentucky

01/10/23 Rupp Arena, Lexington
2022-23 Men's Basketball

Game Time: 7:00 PM
Game Duration: 2:04
Attendance: 19,393

Officials: Anthony Jordan, Rob Rorke, Brian Dorsey

Period 1

Quarter Starters:

| | | | | | |
|------------|-----------------|-------------|--------------|-----------------|---------------|
| UKY | 2 Wheeler S | 4 Collins D | 22 Wallace C | 24 Livingston C | 34 Tshiebwe O |
| USC | 2 Carter, Jr. C | 5 Johnson M | 10 Brown H | 23 Jackson II G | 33 Gray J |

| Game Time | UKY | Score | Diff | USC |
|-----------|---|-------------|-----------|---|
| 20:00 | 4 COLLINS D jumpball lost | | | 33 GRAY J jumpball won |
| 19:39 | | | | 10 BROWN H 2pt FG in the paint, layup blocked |
| 19:39 | 4 COLLINS D block (1) | | | |
| 19:38 | | | | offensive rebound (1) |
| 19:35 | | 0-3 | -3 | 5 JOHNSON M 3pt FG second chance, jump shot made (3) |
| 19:16 | 4 COLLINS D 2pt FG in the paint, layup blocked | | | |
| 19:16 | | | | 33 GRAY J block (1) |
| 19:12 | | | | 5 JOHNSON M defensive rebound (1) |
| 19:10 | | 0-5 | -5 | 10 BROWN H 2pt FG fast break in the paint, layup made (2) |
| 19:10 | | | | 5 JOHNSON M assist (1) |
| 18:45 | 22 WALLACE C 2pt FG outside the paint, jump shot made (2) | 2-5 | -3 | |
| 18:29 | | | | 10 BROWN H 2pt FG in the paint, jump shot missed |
| 18:25 | 34 TSHIEBWE O defensive rebound (1) | | | |
| 18:17 | 24 LIVINGSTON C turnover lost ball (1) | | | 10 BROWN H steal (1) |
| 18:00 | | 2-7 | -5 | 33 GRAY J 2pt FG from turnover in the paint, layup made (2) |
| 18:00 | | | | 10 BROWN H assist (1) |
| 17:48 | 4 COLLINS D substitution out | | | |
| 17:48 | 55 WARE L substitution in | | | |
| 17:36 | 34 TSHIEBWE O 2pt FG in the paint, jump shot missed | | | |
| 17:33 | | | | 33 GRAY J defensive rebound (1) |
| 17:33 | 24 LIVINGSTON C foul personal (1 - 1) | | | 23 JACKSON II G foul drawn (1) |
| 17:14 | | | | 23 JACKSON II G 2pt FG outside the paint, jump shot blocked |
| 17:14 | 24 LIVINGSTON C block (1) | | | |
| 17:09 | 24 LIVINGSTON C defensive rebound (1) | | | |
| 17:05 | 22 WALLACE C 2pt FG in the paint, layup missed | | | |
| 17:02 | 34 TSHIEBWE O offensive rebound (2) | | | |
| 17:00 | 34 TSHIEBWE O 2pt FG second chance in the paint, layup missed | | | |
| 16:58 | | | | 10 BROWN H defensive rebound (1) |
| 16:55 | | 2-9 | -7 | 10 BROWN H 2pt FG fast break in the paint, layup made (4) |
| 16:44 | 2 WHEELER S foul drawn (1) | | | 10 BROWN H foul shooting (1 - 1) |
| 16:44 | 2 WHEELER S free throw 1 - 2 missed | | | |
| 16:44 | offensive dead ball rebound (1) | | | |
| 16:44 | | | | 33 GRAY J substitution out |
| 16:44 | | | | 31 BOSMANS-VERDONK B substitution in |
| 16:44 | | | | 10 BROWN H substitution out |
| 16:44 | | | | 12 DAVIS Z substitution in |
| 16:44 | 2 WHEELER S free throw 2 - 2 missed | | | |
| 16:42 | | | | 12 DAVIS Z defensive rebound (1) |
| 16:19 | 2 WHEELER S foul shooting (1 - 2) | | | 5 JOHNSON M foul drawn (1) |
| 16:19 | | 2-10 | -8 | 5 JOHNSON M free throw 1 - 2 made (4) |
| 16:19 | | 2-11 | -9 | 5 JOHNSON M free throw 2 - 2 made (5) |
| 15:56 | 24 LIVINGSTON C 2pt FG in the paint, jump shot missed | | | |



South Carolina at Kentucky

01/10/23 Rupp Arena, Lexington
2022-23 Men's Basketball

Game Time: 7:00 PM
Game Duration: 2:04
Attendance: 19,393

Officials: Anthony Jordan, Rob Rorke, Brian Dorsey

| Game Time | UKY | Score | Diff | USC |
|-----------|---|--------------|------------|--|
| 15:54 | | | | 12 DAVIS Z defensive rebound (2) |
| 15:38 | | 2-13 | -11 | 23 JACKSON II G 2pt FG outside the paint, jump shot made (2) |
| 15:34 | Timeout 30 Sec | | | |
| 15:23 | 22 WALLACE C 2pt FG in the paint, layup made (4) | 4-13 | -9 | |
| 15:03 | | | | 5 JOHNSON M 3pt FG , jump shot missed |
| 14:59 | | | | 12 DAVIS Z offensive rebound (3) |
| 14:58 | | 4-15 | -11 | 12 DAVIS Z 2pt FG second chance in the paint, layup made (2) |
| 14:29 | 34 TSHIEBWE O 2pt FG outside the paint, jump shot made (2) | 6-15 | -9 | |
| 14:29 | 22 WALLACE C assist (1) | | | |
| 14:05 | | 6-18 | -12 | 23 JACKSON II G 3pt FG , jump shot made (5) |
| 14:05 | | | | 5 JOHNSON M assist (2) |
| 13:31 | jump ball situation | | | |
| 13:31 | 24 LIVINGSTON C substitution out | | | |
| 13:31 | 55 WARE L substitution out | | | |
| 13:31 | 4 COLLINS D substitution in | | | |
| 13:31 | 12 REEVES A substitution in | | | |
| 13:31 | | | | 2 CARTER, JR. C substitution out |
| 13:31 | | | | 23 JACKSON II G substitution out |
| 13:31 | | | | 31 BOSMANS-VERDONK B substitution out |
| 13:31 | | | | 1 WRIGHT J substitution in |
| 13:31 | | | | 10 BROWN H substitution in |
| 13:31 | | | | 33 GRAY J substitution in |
| 13:30 | 34 TSHIEBWE O 2pt FG outside the paint, jump shot missed | | | |
| 13:27 | | | | 12 DAVIS Z defensive rebound (4) |
| 13:10 | | 6-21 | -15 | 10 BROWN H 3pt FG , jump shot made (7) |
| 13:10 | | | | 5 JOHNSON M assist (3) |
| 12:55 | 2 WHEELER S 2pt FG in the paint, layup made (2) | 8-21 | -13 | |
| 12:28 | 22 WALLACE C foul personal (1 - 3) | | | 10 BROWN H foul drawn (1) |
| 12:28 | | | | 12 DAVIS Z substitution out |
| 12:28 | | | | 2 CARTER, JR. C substitution in |
| 12:21 | | | | 33 GRAY J turnover travel (1) |
| 12:10 | 2 WHEELER S 2pt FG from turnover in the paint, layup missed | | | |
| 12:10 | | | | defensive rebound (9) |
| 11:56 | | | | 5 JOHNSON M 2pt FG in the paint, jump shot missed |
| 11:53 | | | | 1 WRIGHT J offensive rebound (1) |
| 11:49 | | | | 10 BROWN H 3pt FG second chance, jump shot missed |
| 11:47 | 12 REEVES A defensive rebound (1) | | | |
| 11:34 | 12 REEVES A foul drawn (1) | | | 2 CARTER, JR. C foul personal (1 - 2) |
| 11:34 | | | | Timeout media |
| 11:34 | 22 WALLACE C substitution out | | | |
| 11:34 | 1 FREDRICK C substitution in | | | |
| 11:34 | | | | 5 JOHNSON M substitution out |
| 11:34 | | | | 23 JACKSON II G substitution in |
| 11:21 | 12 REEVES A 2pt FG outside the paint, jump shot made (2) | 10-21 | -11 | |
| 10:50 | | | | 33 GRAY J 2pt FG in the paint, jump shot missed |
| 10:43 | | | | 1 WRIGHT J offensive rebound (2) |
| 10:43 | | 10-23 | -13 | 1 WRIGHT J 2pt FG second chance in the paint, layup made (2) |
| 10:20 | 34 TSHIEBWE O 2pt FG outside the paint, jump shot made (4) | 12-23 | -11 | |
| 10:20 | 2 WHEELER S assist (1) | | | |



South Carolina at Kentucky

01/10/23 Rupp Arena, Lexington
2022-23 Men's Basketball

Game Time: 7:00 PM
Game Duration: 2:04
Attendance: 19,393

Officials: Anthony Jordan, Rob Rorke, Brian Dorsey

| Game Time | UKY | Score | Diff | USC |
|-----------|---|--------------|------------|--|
| 09:49 | | | | 10 BROWN H 3pt FG , jump shot missed |
| 09:44 | 2 WHEELER S defensive rebound (1) | | | |
| 09:42 | 12 REEVES A 3pt FG , jump shot missed | | | |
| 09:38 | | | | 2 CARTER, JR. C defensive rebound (1) |
| 09:25 | | | | 10 BROWN H 2pt FG in the paint, jump shot missed |
| 09:22 | 34 TSHIEBWE O defensive rebound (3) | | | |
| 09:11 | 4 COLLINS D 2pt FG outside the paint, jump shot missed | | | |
| 09:08 | | | | 10 BROWN H defensive rebound (2) |
| 08:45 | 2 WHEELER S steal (1) | | | 10 BROWN H turnover lost ball (1) |
| 08:40 | 2 WHEELER S 2pt FG from turnover in the paint, layup missed | | | |
| 08:33 | 12 REEVES A offensive rebound (2) | | | |
| 08:33 | 12 REEVES A 2pt FG from turnover second chance in the paint, layup made (4) | 14-23 | -9 | |
| 08:06 | | | | 33 GRAY J turnover lost ball (2) |
| 08:06 | 4 COLLINS D substitution out | | | |
| 08:06 | 55 WARE L substitution in | | | |
| 08:06 | | | | 1 WRIGHT J substitution out |
| 08:06 | | | | 10 BROWN H substitution out |
| 08:06 | | | | 33 GRAY J substitution out |
| 08:06 | | | | 5 JOHNSON M substitution in |
| 08:06 | | | | 30 HANKINS-SANFORD D substitution in |
| 08:06 | | | | 31 BOSMANS-VERDONK B substitution in |
| 07:37 | 34 TSHIEBWE O 2pt FG from turnover in the paint, dunk, made (6) | 16-23 | -7 | |
| 07:37 | 55 WARE L assist (1) | | | |
| 07:09 | | | | 23 JACKSON II G 2pt FG outside the paint, jump shot missed |
| 07:05 | | | | offensive rebound (14) |
| 07:05 | Timeout media | | | |
| 07:02 | | 16-26 | -10 | 5 JOHNSON M 3pt FG second chance, jump shot made (8) |
| 07:02 | | | | 31 BOSMANS-VERDONK B assist (1) |
| 06:45 | 12 REEVES A 3pt FG , jump shot missed | | | |
| 06:42 | 34 TSHIEBWE O offensive rebound (4) | | | |
| 06:33 | 34 TSHIEBWE O foul drawn (1) | | | 31 BOSMANS-VERDONK B foul personal (1 - 3) |
| 06:28 | 1 FREDRICK C 3pt FG second chance, jump shot missed | | | |
| 06:25 | 55 WARE L offensive rebound (1) | | | |
| 06:25 | 55 WARE L 2pt FG second chance in the paint, dunk, made (2) | 18-26 | -8 | |
| 06:25 | | | | 2 CARTER, JR. C substitution out |
| 06:25 | | | | 12 DAVIS Z substitution in |
| 06:06 | 34 TSHIEBWE O steal (1) | | | 5 JOHNSON M turnover bad pass (1) |
| 06:01 | 34 TSHIEBWE O 2pt FG fast break from turnover in the paint, dunk, made (8) | 20-26 | -6 | |
| 05:47 | 12 REEVES A foul personal (1 - 4) | | | 23 JACKSON II G foul drawn (2) |
| 05:47 | | | | 31 BOSMANS-VERDONK B substitution out |
| 05:47 | | | | 10 BROWN H substitution in |
| 05:38 | | | | 23 JACKSON II G 2pt FG outside the paint, jump shot missed |
| 05:35 | 34 TSHIEBWE O defensive rebound (5) | | | |
| 05:28 | 34 TSHIEBWE O foul drawn (2) | | | 30 HANKINS-SANFORD D foul personal (1 - 4) |
| 05:27 | 1 FREDRICK C 2pt FG outside the paint, jump shot made (2) | 22-26 | -4 | |
| 05:27 | 55 WARE L assist (2) | | | |
| 05:11 | | 22-28 | -6 | 5 JOHNSON M 2pt FG in the paint, layup made (10) |



South Carolina at Kentucky

01/10/23 Rupp Arena, Lexington
2022-23 Men's Basketball

Game Time: 7:00 PM
Game Duration: 2:04
Attendance: 19,393

Officials: Anthony Jordan, Rob Rorke, Brian Dorsey

| Game Time | UKY | Score | Diff | USC |
|----------------------|---|--------------|------------|--|
| 04:52 | 34 TSHIEBWE O turnover bad pass (1) | | | |
| 04:29 | | 22-30 | -8 | 30 HANKINS-SANFORD D 2pt FG from turnover in the paint, layup made (2) |
| 04:06 | 34 TSHIEBWE O 2pt FG in the paint, layup missed | | | |
| 04:03 | 34 TSHIEBWE O offensive rebound (6) | | | |
| 04:03 | 34 TSHIEBWE O foul drawn (3) | | | 30 HANKINS-SANFORD D foul shooting (2 - 5) |
| 04:03 | 34 TSHIEBWE O free throw 1 - 2 made (9) | 23-30 | -7 | |
| 04:03 | 55 WARE L substitution out | | | |
| 04:03 | 4 COLLINS D substitution in | | | |
| 04:03 | | | | 12 DAVIS Z substitution out |
| 04:03 | | | | 30 HANKINS-SANFORD D substitution out |
| 04:03 | | | | 2 CARTER, JR. C substitution in |
| 04:03 | | | | 33 GRAY J substitution in |
| 04:03 | 34 TSHIEBWE O free throw 2 - 2 made (10) | 24-30 | -6 | |
| 03:50 | | | | 2 CARTER, JR. C 2pt FG outside the paint, jump shot missed |
| 03:46 | 34 TSHIEBWE O defensive rebound (7) | | | |
| 03:40 | 4 COLLINS D 2pt FG outside the paint, jump shot missed | | | |
| 03:32 | | | | 5 JOHNSON M defensive rebound (2) |
| 03:11 | | 24-33 | -9 | 5 JOHNSON M 3pt FG , jump shot made (13) |
| 02:40 | 1 FREDRICK C 2pt FG in the paint, layup missed | | | |
| 02:40 | 34 TSHIEBWE O offensive rebound (8) | | | |
| 02:40 | 34 TSHIEBWE O foul drawn (4) | | | 10 BROWN H foul personal (2 - 6) |
| 02:40 | Timeout media | | | |
| 02:30 | 34 TSHIEBWE O 2pt FG second chance outside the paint, jump shot made (12) | 26-33 | -7 | |
| 02:01 | | | | 33 GRAY J 2pt FG in the paint, layup blocked |
| 02:01 | 12 REEVES A block (1) | | | |
| 02:00 | | | | offensive rebound (16) |
| 01:52 | | 26-36 | -10 | 5 JOHNSON M 3pt FG second chance, jump shot made (16) |
| 01:52 | | | | 33 GRAY J assist (1) |
| 01:38 | 12 REEVES A 2pt FG outside the paint, jump shot made (6) | 28-36 | -8 | |
| 01:13 | | 28-38 | -10 | 23 JACKSON II G 2pt FG in the paint, jump shot made (7) |
| 00:58 | 12 REEVES A 2pt FG outside the paint, jump shot made (8) | 30-38 | -8 | |
| 00:39 | | 30-40 | -10 | 10 BROWN H 2pt FG in the paint, layup made (9) |
| 00:15 | 1 FREDRICK C 2pt FG in the paint, jump shot made (4) | 32-40 | -8 | |
| 00:03 | | 32-42 | -10 | 33 GRAY J 2pt FG in the paint, dunk, made (4) |
| 00:03 | | | | 5 JOHNSON M assist (4) |
| END OF PERIOD | | | | |
| UKY 32-42 USC | | | | |



South Carolina at Kentucky

01/10/23 Rupp Arena, Lexington
2022-23 Men's Basketball

Game Time: 7:00 PM
Game Duration: 2:04
Attendance: 19,393

Officials: Anthony Jordan, Rob Rorke, Brian Dorsey

South Carolina - 42

| NO. | Name | F | Min | FG | | | Rebounds | | | Fouls | | TP | AS | TO | ST | Blocks | | +/- |
|---------------|--------------------------|---|-------|-------|-----|-----|----------|----|-----|-------|----|----|----|----|----|--------|----|-----|
| | | | | M-A | M-A | M-A | OR | DR | TOT | PF | FD | | | | | BS | BA | |
| 10 | Hayden Brown | F | 14:28 | 4-9 | 1-3 | 0-0 | 0 | 2 | 2 | 2 | 1 | 9 | 1 | 1 | 1 | 0 | 1 | 8 |
| 23 | Gregory "GG" Jackson II | F | 18:03 | 3-6 | 1-1 | 0-0 | 0 | 0 | 0 | 0 | 2 | 7 | 0 | 0 | 0 | 0 | 1 | 9 |
| 33 | Josh Gray | C | 12:44 | 2-4 | 0-0 | 0-0 | 0 | 1 | 1 | 0 | 0 | 4 | 1 | 2 | 0 | 1 | 1 | 7 |
| 2 | Chico Carter, Jr. | G | 16:35 | 0-1 | 0-0 | 0-0 | 0 | 1 | 1 | 1 | 0 | 0 | 0 | 0 | 0 | 0 | 0 | 10 |
| 5 | Meechie Johnson | G | 16:32 | 5-7 | 4-5 | 2-2 | 0 | 2 | 2 | 0 | 1 | 16 | 4 | 1 | 0 | 0 | 0 | 14 |
| 12 | Zachary Davis | | 06:38 | 1-1 | 0-0 | 0-0 | 1 | 3 | 4 | 0 | 0 | 2 | 0 | 0 | 0 | 0 | 0 | 5 |
| 31 | Benjamin Bosmans-Verdonk | | 05:32 | 0-0 | 0-0 | 0-0 | 0 | 0 | 0 | 1 | 0 | 0 | 1 | 0 | 0 | 0 | 0 | 2 |
| 1 | Jacobi Wright | | 05:25 | 1-1 | 0-0 | 0-0 | 2 | 0 | 2 | 0 | 0 | 2 | 0 | 0 | 0 | 0 | 0 | -3 |
| 30 | Daniel Hankins-Sanford | | 04:03 | 1-1 | 0-0 | 0-0 | 0 | 0 | 0 | 2 | 0 | 2 | 0 | 0 | 0 | 0 | 0 | -2 |
| Team | | | | | | | 3 | 1 | 4 | | | 0 | | 0 | | | | |
| Totals | | | | 17-30 | 6-9 | 2-2 | 6 | 10 | 16 | 6 | 4 | 42 | 7 | 4 | 1 | 1 | 3 | 10 |

| Shooting By Period | | |
|--------------------|-------|--------|
| 1st FG% | 17-30 | 56.7% |
| 3PT% | 6-9 | 66.7% |
| FT% | 2-2 | 100% |
| GM FG% | 17-30 | 56.7% |
| 3PT% | 6-9 | 66.7% |
| FT% | 2-2 | 100.0% |

Dead Ball Rebounds: 0, 0

Technical Fouls: NONE

Kentucky - 32

| NO. | Name | F | Min | FG | | | Rebounds | | | Fouls | | TP | AS | TO | ST | Blocks | | +/- |
|---------------|------------------|---|-------|-------|-----|-----|----------|----|-----|-------|----|----|----|----|----|--------|----|-----|
| | | | | M-A | M-A | M-A | OR | DR | TOT | PF | FD | | | | | BS | BA | |
| 4 | Daimion Collins | F | 11:40 | 0-3 | 0-0 | 0-0 | 0 | 0 | 0 | 0 | 0 | 0 | 0 | 0 | 0 | 1 | 1 | -5 |
| 24 | Chris Livingston | F | 06:29 | 0-1 | 0-0 | 0-0 | 0 | 1 | 1 | 1 | 0 | 0 | 0 | 1 | 0 | 1 | 0 | -12 |
| 34 | Oscar Tshiebwe | F | 20:00 | 5-9 | 0-0 | 2-2 | 4 | 4 | 8 | 0 | 4 | 12 | 0 | 1 | 1 | 0 | 0 | -10 |
| 2 | Sahvir Wheeler | G | 20:00 | 1-3 | 0-0 | 0-2 | 0 | 1 | 1 | 1 | 1 | 2 | 1 | 0 | 1 | 0 | 0 | -10 |
| 22 | Cason Wallace | G | 08:26 | 2-3 | 0-0 | 0-0 | 0 | 0 | 0 | 1 | 0 | 4 | 1 | 0 | 0 | 0 | 0 | -13 |
| 55 | Lance Ware | | 08:20 | 1-1 | 0-0 | 0-0 | 1 | 0 | 1 | 0 | 0 | 2 | 2 | 0 | 0 | 0 | 0 | -5 |
| 12 | Antonio Reeves | | 13:31 | 4-6 | 0-2 | 0-0 | 1 | 1 | 2 | 1 | 1 | 8 | 0 | 0 | 0 | 1 | 0 | 2 |
| 1 | CJ Fredrick | | 11:34 | 2-4 | 0-1 | 0-0 | 0 | 0 | 0 | 0 | 0 | 4 | 0 | 0 | 0 | 0 | 0 | 3 |
| Team | | | | | | | 0 | 0 | 0 | | | 0 | | 0 | | | | |
| Totals | | | | 15-30 | 0-3 | 2-4 | 6 | 7 | 13 | 4 | 6 | 32 | 4 | 2 | 2 | 3 | 1 | -10 |

| Shooting By Period | | |
|--------------------|-------|-------|
| 1st FG% | 15-30 | 50.0% |
| 3PT% | 0-3 | 0.0% |
| FT% | 2-4 | 50% |
| GM FG% | 15-30 | 50.0% |
| 3PT% | 0-3 | 0.0% |
| FT% | 2-4 | 50.0% |

Dead Ball Rebounds: 1, 0

Technical Fouls: NONE

| | USC | UKY | Period by Period Scoring | | |
|-------------------------|----------------------------|---------------------------|--------------------------|----|----|
| Biggest lead | 15 (1 st 13:10) | 0 (1 st 20:00) | | | |
| Best Scoring Run | 8 (1 st 15:38) | 6 (1 st 7:37) | | | |
| Lead Changes | 0 | | | | |
| Times Tied | 0 | | | | |
| Time with Lead | 19:35 | 00:00 | | | |
| Points from | USC | UKY | | | |
| Turnovers | 4 | 6 | | | |
| Paint | 20 | 14 | | | |
| Second Chance | 13 | 8 | USC | 42 | 29 |
| Fast Breaks | 4 | 2 | UKY | 32 | 36 |
| Bench | 6 | 14 | TOT | 71 | 68 |



South Carolina at Kentucky

01/10/23 Rupp Arena, Lexington
2022-23 Men's Basketball

Game Time: 7:00 PM
Game Duration: 2:04
Attendance: 19,393

Officials: Anthony Jordan, Rob Rorke, Brian Dorsey

Period 2

Quarter Starters:

| | | | | | |
|------------|-----------------|-------------|-------------|-----------------|---------------|
| UKY | 1 Fredrick C | 2 Wheeler S | 4 Collins D | 12 Reeves A | 34 Tshiebwe O |
| USC | 2 Carter, Jr. C | 5 Johnson M | 10 Brown H | 23 Jackson II G | 33 Gray J |

| Game Time | UKY | Score | Diff | USC |
|-----------|---|--------------|------------|---|
| 20:00 | 1 FREDRICK C substitution out | | | |
| 20:00 | 12 REEVES A substitution out | | | |
| 20:00 | 22 WALLACE C substitution in | | | |
| 20:00 | 24 LIVINGSTON C substitution in | | | |
| 20:00 | 22 WALLACE C substitution out | | | |
| 20:00 | 24 LIVINGSTON C substitution out | | | |
| 20:00 | 1 FREDRICK C substitution in | | | |
| 20:00 | 12 REEVES A substitution in | | | |
| 19:50 | 2 WHEELER S foul drawn (2) | | | 33 GRAY J foul offensive (1 - 1) |
| 19:50 | | | | 33 GRAY J turnover offensive (3) |
| 19:32 | 1 FREDRICK C 2pt FG from turnover outside the paint, jump shot made (6) | 34-42 | -8 | |
| 19:32 | 34 TSHIEBWE O assist (1) | | | |
| 19:07 | | | | 5 JOHNSON M 3pt FG , jump shot missed |
| 19:04 | 4 COLLINS D defensive rebound (1) | | | |
| 18:59 | 34 TSHIEBWE O foul drawn (5) | | | 10 BROWN H foul shooting (3 - 2) |
| 18:59 | 34 TSHIEBWE O free throw fast break 1 - 2 made (13) | 35-42 | -7 | |
| 18:59 | 34 TSHIEBWE O free throw fast break 2 - 2 made (14) | 36-42 | -6 | |
| 18:45 | | | | 10 BROWN H 3pt FG , jump shot missed |
| 18:41 | 2 WHEELER S defensive rebound (2) | | | |
| 18:22 | 2 WHEELER S turnover bad pass (1) | | | |
| 18:14 | 34 TSHIEBWE O steal (2) | | | 5 JOHNSON M turnover bad pass (2) |
| 18:09 | 34 TSHIEBWE O 2pt FG from turnover in the paint, layup missed | | | |
| 18:04 | | | | 23 JACKSON II G defensive rebound (1) |
| 17:57 | | 36-44 | -8 | 23 JACKSON II G 2pt FG in the paint, layup made (9) |
| 17:57 | 12 REEVES A foul shooting (2 - 1) | | | 23 JACKSON II G foul drawn (3) |
| 17:57 | | | | 23 JACKSON II G free throw 1 - 1 missed |
| 17:57 | 4 COLLINS D defensive rebound (2) | | | |
| 17:30 | 4 COLLINS D turnover bad pass (1) | | | |
| 17:27 | | 36-46 | -10 | 23 JACKSON II G 2pt FG fast break from turnover in the paint, layup made (11) |
| 17:07 | 12 REEVES A 2pt FG outside the paint, jump shot made (10) | 38-46 | -8 | |
| 16:45 | | | | 2 CARTER, JR. C 3pt FG , jump shot missed |
| 16:35 | | | | 10 BROWN H offensive rebound (3) |
| 16:35 | | | | 10 BROWN H 2pt FG second chance in the paint, layup missed |
| 16:34 | | | | 10 BROWN H offensive rebound (4) |
| 16:34 | | 38-48 | -10 | 10 BROWN H 2pt FG second chance in the paint, layup made (11) |
| 16:23 | 2 WHEELER S 2pt FG outside the paint, jump shot missed | | | |
| 16:21 | | | | 5 JOHNSON M defensive rebound (3) |
| 16:06 | | | | 33 GRAY J 2pt FG in the paint, layup blocked |
| 16:06 | 4 COLLINS D block (2) | | | |
| 16:02 | 2 WHEELER S defensive rebound (3) | | | |
| 16:00 | 1 FREDRICK C 3pt FG fast break, jump shot made (9) | 41-48 | -7 | |



South Carolina at Kentucky

01/10/23 Rupp Arena, Lexington
2022-23 Men's Basketball

Game Time: 7:00 PM
Game Duration: 2:04
Attendance: 19,393

Officials: Anthony Jordan, Rob Rorke, Brian Dorsey

| Game Time | UKY | Score | Diff | USC |
|-----------|--|--------------|------------|--|
| 16:00 | 2 WHEELER S assist (2) | | | |
| 15:46 | | | | Timeout 30 Sec |
| 15:46 | 4 COLLINS D substitution out | | | |
| 15:46 | 55 WARE L substitution in | | | |
| 15:46 | | | | 10 BROWN H substitution out |
| 15:46 | | | | 23 JACKSON II G substitution out |
| 15:46 | | | | 33 GRAY J substitution out |
| 15:46 | | | | 1 WRIGHT J substitution in |
| 15:46 | | | | 30 HANKINS-SANFORD D substitution in |
| 15:46 | | | | 31 BOSMANS-VERDONK B substitution in |
| 15:24 | | 41-51 | -10 | 30 HANKINS-SANFORD D 3pt FG , jump shot made (5) |
| 15:24 | | | | 5 JOHNSON M assist (5) |
| 15:11 | 1 FREDRICK C foul drawn (1) | | | 1 WRIGHT J foul personal (1 - 3) |
| 15:11 | Timeout media | | | |
| 15:01 | 12 REEVES A 2pt FG outside the paint, jump shot missed | | | |
| 14:58 | | | | defensive rebound (21) |
| 14:42 | | | | 5 JOHNSON M turnover travel (3) |
| 14:24 | 2 WHEELER S 2pt FG from turnover in the paint, jump shot made (4) | 43-51 | -8 | |
| 13:51 | | 43-54 | -11 | 5 JOHNSON M 3pt FG , jump shot made (19) |
| 13:32 | 55 WARE L 2pt FG in the paint, layup made (4) | 45-54 | -9 | |
| 13:32 | 1 FREDRICK C assist (1) | | | |
| 13:05 | | 45-57 | -12 | 2 CARTER, JR. C 3pt FG , jump shot made (3) |
| 13:05 | | | | 31 BOSMANS-VERDONK B assist (2) |
| 12:37 | 34 TSHIEBWE O foul drawn (6) | | | 31 BOSMANS-VERDONK B foul shooting (2 - 4) |
| 12:37 | 34 TSHIEBWE O free throw 1 - 2 missed | | | |
| 12:37 | offensive dead ball rebound (2) | | | |
| 12:37 | 12 REEVES A substitution out | | | |
| 12:37 | 55 WARE L substitution out | | | |
| 12:37 | 4 COLLINS D substitution in | | | |
| 12:37 | 24 LIVINGSTON C substitution in | | | |
| 12:37 | | | | 5 JOHNSON M substitution out |
| 12:37 | | | | 30 HANKINS-SANFORD D substitution out |
| 12:37 | | | | 31 BOSMANS-VERDONK B substitution out |
| 12:37 | | | | 10 BROWN H substitution in |
| 12:37 | | | | 23 JACKSON II G substitution in |
| 12:37 | | | | 33 GRAY J substitution in |
| 12:37 | 34 TSHIEBWE O free throw 2 - 2 made (15) | 46-57 | -11 | |
| 12:32 | 2 WHEELER S steal (2) | | | 2 CARTER, JR. C turnover lost ball (1) |
| 12:27 | 2 WHEELER S 2pt FG fast break from turnover in the paint, layup made (6) | 48-57 | -9 | |
| 12:04 | 24 LIVINGSTON C foul shooting (2 - 2) | | | 23 JACKSON II G foul drawn (4) |
| 12:04 | | 48-58 | -10 | 23 JACKSON II G free throw 1 - 2 made (12) |
| 12:04 | | 48-59 | -11 | 23 JACKSON II G free throw 2 - 2 made (13) |
| 11:49 | 34 TSHIEBWE O foul drawn (7) | | | 33 GRAY J foul shooting (2 - 5) |
| 11:49 | Timeout media | | | |
| 11:49 | 34 TSHIEBWE O free throw 1 - 2 made (16) | 49-59 | -10 | |
| 11:49 | 34 TSHIEBWE O free throw 2 - 2 made (17) | 50-59 | -9 | |
| 11:25 | | | | 1 WRIGHT J 2pt FG in the paint, layup missed |
| 11:22 | | | | 33 GRAY J offensive rebound (2) |



South Carolina at Kentucky

01/10/23 Rupp Arena, Lexington
2022-23 Men's Basketball

Game Time: 7:00 PM
Game Duration: 2:04
Attendance: 19,393

Officials: Anthony Jordan, Rob Rorke, Brian Dorsey

| Game Time | UKY | Score | Diff | USC |
|-----------|---|--------------|-----------|---|
| 11:16 | | | | 10 BROWN H 2pt FG second chance in the paint, layup missed |
| 11:13 | | | | 10 BROWN H offensive rebound (5) |
| 11:12 | 4 COLLINS D foul personal (1 - 3) | | | 10 BROWN H foul drawn (2) |
| 11:12 | 1 FREDRICK C substitution out | | | |
| 11:12 | 4 COLLINS D substitution out | | | |
| 11:12 | 12 REEVES A substitution in | | | |
| 11:12 | 55 WARE L substitution in | | | |
| 11:12 | | | | 1 WRIGHT J substitution out |
| 11:12 | | | | 5 JOHNSON M substitution in |
| 11:08 | | | | 10 BROWN H turnover bad pass (2) |
| 10:51 | 24 LIVINGSTON C 2pt FG from turnover in the paint, layup made (2) | 52-59 | -7 | |
| 10:27 | | | | 5 JOHNSON M 2pt FG outside the paint, jump shot missed |
| 10:24 | | | | 5 JOHNSON M offensive rebound (4) |
| 10:18 | | 52-61 | -9 | 5 JOHNSON M 2pt FG second chance outside the paint, jump shot made (21) |
| 10:04 | 12 REEVES A 2pt FG outside the paint, jump shot missed | | | |
| 10:01 | 24 LIVINGSTON C offensive rebound (2) | | | |
| 09:53 | 2 WHEELER S 2pt FG second chance in the paint, layup missed | | | |
| 09:48 | 34 TSHIEBWE O offensive rebound (9) | | | |
| 09:48 | 34 TSHIEBWE O 2pt FG second chance in the paint, dunk, made (19) | 54-61 | -7 | |
| 09:25 | | | | 10 BROWN H 3pt FG , jump shot missed |
| 09:21 | | | | offensive rebound (25) |
| 09:21 | 12 REEVES A substitution out | | | |
| 09:21 | 1 FREDRICK C substitution in | | | |
| 09:21 | | | | 33 GRAY J substitution out |
| 09:21 | | | | 31 BOSMANS-VERDONK B substitution in |
| 09:04 | | | | 5 JOHNSON M 3pt FG second chance, jump shot missed |
| 09:01 | 24 LIVINGSTON C defensive rebound (3) | | | |
| 08:34 | 2 WHEELER S 2pt FG in the paint, layup made (8) | 56-61 | -5 | |
| 08:18 | | | | Timeout 30 Sec |
| 08:04 | | | | 2 CARTER, JR. C 2pt FG in the paint, layup missed |
| 08:03 | 55 WARE L defensive rebound (2) | | | |
| 08:03 | 1 FREDRICK C foul drawn (2) | | | 31 BOSMANS-VERDONK B foul personal (3 - 6) |
| 07:38 | 2 WHEELER S foul drawn (3) | | | 10 BROWN H foul personal (4 - 7) |
| 07:38 | 2 WHEELER S 1&1 free throw 1 missed | | | |
| 07:37 | offensive rebound (22) | | | |
| 07:36 | | | | 10 BROWN H substitution out |
| 07:36 | | | | 30 HANKINS-SANFORD D substitution in |
| 07:22 | 2 WHEELER S 2pt FG second chance in the paint, jump shot missed | | | |
| 07:19 | 55 WARE L offensive rebound (3) | | | |
| 07:19 | 55 WARE L 2pt FG second chance in the paint, layup missed | | | |
| 07:15 | | | | 5 JOHNSON M defensive rebound (5) |
| 07:02 | | | | 23 JACKSON II G 2pt FG in the paint, layup missed |
| 07:01 | | | | 23 JACKSON II G offensive rebound (2) |
| 07:01 | jump ball situation | | | |
| 07:01 | 34 TSHIEBWE O steal (3) | | | 23 JACKSON II G turnover lost ball (1) |
| 07:01 | | | | 2 CARTER, JR. C substitution out |



South Carolina at Kentucky

01/10/23 Rupp Arena, Lexington
2022-23 Men's Basketball

Game Time: 7:00 PM
Game Duration: 2:04
Attendance: 19,393

Officials: Anthony Jordan, Rob Rorke, Brian Dorsey

| Game Time | UKY | Score | Diff | USC |
|-----------|---|--------------|------------|---|
| 07:01 | | | | 1 WRIGHT J substitution in |
| 06:47 | 1 FREDRICK C 2pt FG from turnover in the paint, jump shot made (11) | 58-61 | -3 | |
| 06:27 | | | | 5 JOHNSON M 2pt FG in the paint, layup missed |
| 06:25 | | | | 5 JOHNSON M offensive rebound (6) |
| 06:18 | | 58-63 | -5 | 5 JOHNSON M 2pt FG second chance outside the paint, jump shot made (23) |
| 05:58 | 55 WARE L turnover out of bounds (1) | | | |
| 05:58 | | | | 31 BOSMANS-VERDONK B substitution out |
| 05:58 | | | | 33 GRAY J substitution in |
| 05:36 | | 58-66 | -8 | 5 JOHNSON M 3pt FG from turnover, jump shot made (26) |
| 05:36 | | | | 23 JACKSON II G assist (1) |
| 05:08 | 24 LIVINGSTON C 2pt FG in the paint, layup missed | | | |
| 05:07 | 34 TSHIEBWE O offensive rebound (10) | | | |
| 05:07 | 34 TSHIEBWE O foul drawn (8) | | | 5 JOHNSON M foul shooting (1 - 8) |
| 05:07 | 34 TSHIEBWE O free throw 1 - 2 missed | | | |
| 05:07 | offensive dead ball rebound (3) | | | |
| 05:07 | 24 LIVINGSTON C substitution out | | | |
| 05:07 | 12 REEVES A substitution in | | | |
| 05:07 | | | | 30 HANKINS-SANFORD D substitution out |
| 05:07 | | | | 10 BROWN H substitution in |
| 05:07 | 34 TSHIEBWE O free throw 2 - 2 missed | | | |
| 05:07 | | | | defensive dead ball rebound (1) |
| 05:07 | 55 WARE L foul personal (1 - 4) | | | 10 BROWN H foul drawn (3) |
| 04:36 | | | | 33 GRAY J 2pt FG in the paint, jump shot blocked |
| 04:36 | 34 TSHIEBWE O block (1) | | | |
| 04:36 | | | | offensive dead ball rebound (2) |
| 04:36 | | | | turnover shot clock (11) |
| 04:18 | 2 WHEELER S 3pt FG from turnover, jump shot missed | | | |
| 04:16 | | | | defensive rebound (29) |
| 03:58 | | 58-69 | -11 | 23 JACKSON II G 3pt FG , jump shot made (16) |
| 03:58 | | | | 5 JOHNSON M assist (6) |
| 03:54 | Timeout 30 Sec | | | |
| 03:54 | 55 WARE L substitution out | | | |
| 03:54 | 4 COLLINS D substitution in | | | |
| 03:35 | 12 REEVES A 3pt FG , jump shot made (13) | 61-69 | -8 | |
| 03:35 | 4 COLLINS D assist (1) | | | |
| 03:00 | | | | turnover shot clock (12) |
| 02:49 | 12 REEVES A 2pt FG from turnover in the paint, jump shot missed | | | |
| 02:46 | | | | 23 JACKSON II G defensive rebound (3) |
| 02:23 | 4 COLLINS D steal (1) | | | 5 JOHNSON M turnover bad pass (4) |
| 02:17 | 12 REEVES A 3pt FG from turnover, jump shot missed | | | |
| 02:14 | 4 COLLINS D offensive rebound (3) | | | |
| 02:14 | 4 COLLINS D 2pt FG from turnover second chance in the paint, layup made (2) | 63-69 | -6 | |
| 02:14 | 4 COLLINS D foul drawn (1) | | | 10 BROWN H foul shooting (5 - 9) |
| 02:14 | | | | 10 BROWN H substitution out |
| 02:14 | | | | 2 CARTER, JR. C substitution in |
| 02:14 | 4 COLLINS D free throw 1 - 1 missed | | | |



South Carolina at Kentucky

01/10/23 Rupp Arena, Lexington
2022-23 Men's Basketball

Game Time: 7:00 PM

Game Duration: 2:04

Attendance: 19,393

Officials: Anthony Jordan, Rob Rorke, Brian Dorsey

| Game Time | UKY | Score | Diff | USC |
|----------------------|--|-------|------|---|
| 02:14 | | | | 33 GRAY J defensive rebound (3) |
| 02:08 | 12 REEVES A foul personal (3 - 5) | | | 23 JACKSON II G foul drawn (5) |
| 02:08 | | | | 33 GRAY J substitution out |
| 02:08 | | | | 30 HANKINS-SANFORD D substitution in |
| 02:06 | 2 WHEELER S foul personal (2 - 6) | | | 5 JOHNSON M foul drawn (2) |
| 01:35 | | | | turnover shot clock (14) |
| 01:26 | 2 WHEELER S 2pt FG from turnover in the paint, jump shot made (10) | 65-69 | -4 | |
| 00:58 | | | | 1 WRIGHT J 2pt FG in the paint, layup blocked |
| 00:58 | 4 COLLINS D block (3) | | | |
| 00:53 | 34 TSHIEBWE O defensive rebound (11) | | | |
| 00:51 | 1 FREDRICK C 3pt FG fast break, jump shot made (14) | 68-69 | -1 | |
| 00:51 | 2 WHEELER S assist (3) | | | |
| 00:34 | | | | 5 JOHNSON M 3pt FG , jump shot missed |
| 00:31 | | | | 1 WRIGHT J offensive rebound (3) |
| 00:31 | 34 TSHIEBWE O foul shooting (1 - 7) | | | 1 WRIGHT J foul drawn (1) |
| 00:31 | | 68-70 | -2 | 1 WRIGHT J free throw 1 - 2 made (3) |
| 00:31 | | | | 30 HANKINS-SANFORD D substitution out |
| 00:31 | | | | 33 GRAY J substitution in |
| 00:31 | | 68-71 | -3 | 1 WRIGHT J free throw 2 - 2 made (4) |
| 00:26 | 2 WHEELER S turnover bad pass (2) | | | 1 WRIGHT J steal (1) |
| 00:21 | | | | Timeout 30 Sec |
| 00:21 | | | | 33 GRAY J substitution out |
| 00:21 | | | | 12 DAVIS Z substitution in |
| 00:20 | | | | 5 JOHNSON M turnover lost ball (5) |
| 00:20 | Timeout 30 Sec | | | |
| 00:11 | 1 FREDRICK C 3pt FG from turnover, jump shot missed | | | |
| 00:08 | 34 TSHIEBWE O offensive rebound (12) | | | |
| 00:02 | 12 REEVES A 3pt FG from turnover second chance, jump shot missed | | | |
| 00:00 | 4 COLLINS D offensive rebound (4) | | | |
| END OF GAME | | | | |
| UKY 68-71 USC | | | | |



South Carolina at Kentucky

01/10/23 Rupp Arena, Lexington
2022-23 Men's Basketball

Game Time: 7:00 PM
Game Duration: 2:04
Attendance: 19,393

Officials: Anthony Jordan, Rob Rorke, Brian Dorsey

South Carolina - 29

| NO. | Name | Min | FG | | | Rebounds | | | Fouls | | TP | AS | TO | ST | Blocks | | +/- |
|---------------|--------------------------|---------|-------|------|-----|----------|----|-----|-------|----|----|----|----|----|--------|----|-----|
| | | | M-A | M-A | M-A | OR | DR | TOT | PF | FD | | | | | BS | BA | |
| 10 | Hayden Brown | F 12:08 | 1-5 | 0-2 | 0-0 | 3 | 0 | 3 | 3 | 2 | 2 | 0 | 1 | 0 | 0 | 0 | -12 |
| 23 | Gregory "GG" Jackson II | F 16:51 | 3-4 | 1-1 | 2-3 | 1 | 2 | 3 | 0 | 3 | 9 | 1 | 1 | 0 | 0 | 0 | -12 |
| 33 | Josh Gray | C 11:30 | 0-2 | 0-0 | 0-0 | 1 | 1 | 2 | 2 | 0 | 0 | 0 | 1 | 0 | 0 | 2 | -6 |
| 2 | Chico Carter, Jr. | G 15:13 | 1-3 | 1-2 | 0-0 | 0 | 0 | 0 | 0 | 0 | 3 | 0 | 1 | 0 | 0 | 0 | -8 |
| 5 | Meechie Johnson | G 18:35 | 4-9 | 2-5 | 0-0 | 2 | 2 | 4 | 1 | 1 | 10 | 2 | 4 | 0 | 0 | 0 | -4 |
| 1 | Jacobi Wright | 11:35 | 0-2 | 0-0 | 2-2 | 1 | 0 | 1 | 1 | 1 | 2 | 0 | 0 | 1 | 0 | 1 | 0 |
| 30 | Daniel Hankins-Sanford | 07:14 | 1-1 | 1-1 | 0-0 | 0 | 0 | 0 | 0 | 0 | 3 | 0 | 0 | 0 | 0 | 0 | 4 |
| 31 | Benjamin Bosmans-Verdonk | 06:32 | 0-0 | 0-0 | 0-0 | 0 | 0 | 0 | 2 | 0 | 0 | 1 | 0 | 0 | 0 | 0 | 3 |
| 12 | Zachary Davis | 00:22 | 0-0 | 0-0 | 0-0 | 0 | 0 | 0 | 0 | 0 | 0 | 0 | 0 | 0 | 0 | 0 | 0 |
| Team | | | | | | 1 | 2 | 3 | | | 0 | | | 3 | | | |
| Totals | | | 10-26 | 5-11 | 4-5 | 9 | 7 | 16 | 9 | 7 | 29 | 4 | 11 | 1 | 0 | 3 | -7 |

| Shooting By Period | | |
|---------------------|-------|-------|
| 2 nd FG% | 10-26 | 38.5% |
| 3PT% | 5-11 | 45.5% |
| FT% | 4-5 | 80% |
| GM FG% | 10-26 | 38.5% |
| 3PT% | 5-11 | 45.5% |
| FT% | 4-5 | 80.0% |

Dead Ball Rebounds: 1, 1

Technical Fouls: NONE

Kentucky - 36

| NO. | Name | Min | FG | | | Rebounds | | | Fouls | | TP | AS | TO | ST | Blocks | | +/- |
|---------------|------------------|---------|-------|-----|------|----------|----|-----|-------|----|----|----|----|----|--------|----|-----|
| | | | M-A | M-A | M-A | OR | DR | TOT | PF | FD | | | | | BS | BA | |
| 4 | Daimion Collins | F 09:33 | 1-1 | 0-0 | 0-1 | 2 | 2 | 4 | 1 | 1 | 2 | 1 | 1 | 1 | 2 | 0 | 14 |
| 24 | Chris Livingston | F 07:30 | 1-2 | 0-0 | 0-0 | 1 | 1 | 2 | 1 | 0 | 2 | 0 | 0 | 0 | 0 | 0 | 4 |
| 34 | Oscar Tshiebwe | F 20:00 | 1-2 | 0-0 | 5-8 | 3 | 1 | 4 | 1 | 4 | 7 | 1 | 0 | 2 | 1 | 0 | 7 |
| 2 | Sahvir Wheeler | G 20:00 | 4-8 | 0-1 | 0-1 | 0 | 2 | 2 | 1 | 2 | 8 | 2 | 2 | 1 | 0 | 0 | 7 |
| 22 | Cason Wallace | G 00:00 | 0-0 | 0-0 | 0-0 | 0 | 0 | 0 | 0 | 0 | 0 | 0 | 0 | 0 | 0 | 0 | 0 |
| 1 | CJ Fredrick | 18:09 | 4-5 | 2-3 | 0-0 | 0 | 0 | 0 | 0 | 2 | 10 | 1 | 0 | 0 | 0 | 0 | 5 |
| 12 | Antonio Reeves | 14:21 | 2-7 | 1-3 | 0-0 | 0 | 0 | 0 | 2 | 0 | 5 | 0 | 0 | 0 | 0 | 0 | 5 |
| 55 | Lance Ware | 10:27 | 1-2 | 0-0 | 0-0 | 1 | 1 | 2 | 1 | 0 | 2 | 0 | 1 | 0 | 0 | 0 | -7 |
| Team | | | | | | 1 | 0 | 1 | | | 0 | | | 0 | | | |
| Totals | | | 14-27 | 3-7 | 5-10 | 8 | 7 | 15 | 7 | 9 | 36 | 5 | 4 | 4 | 3 | 0 | 7 |

| Shooting By Period | | |
|---------------------|-------|-------|
| 2 nd FG% | 14-27 | 51.9% |
| 3PT% | 3-7 | 42.9% |
| FT% | 5-10 | 50% |
| GM FG% | 14-27 | 51.9% |
| 3PT% | 3-7 | 42.9% |
| FT% | 5-10 | 50.0% |

Dead Ball Rebounds: 2, 0

Technical Fouls: NONE

| | USC | UKY |
|------------------|----------------------------|---------------------------|
| Biggest lead | 12 (2 nd 13:05) | 0 (1 st 20:00) |
| Best Scoring Run | 8 (2 nd 3:58) | 10 (2 nd 0:51) |
| Lead Changes | 0 | |
| Times Tied | 0 | |
| Time with Lead | 19:32 | 00:00 |

| | USC | UKY |
|---------------|-----|-----|
| Points from | | |
| Turnovers | 5 | 14 |
| Paint | 6 | 18 |
| Second Chance | 8 | 4 |
| Fast Breaks | 2 | 10 |
| Bench | 5 | 17 |

| | Period by Period Scoring | | |
|-----|--------------------------|-----|-----|
| | 1st | 2nd | TOT |
| USC | 42 | 29 | 71 |
| UKY | 32 | 36 | 68 |



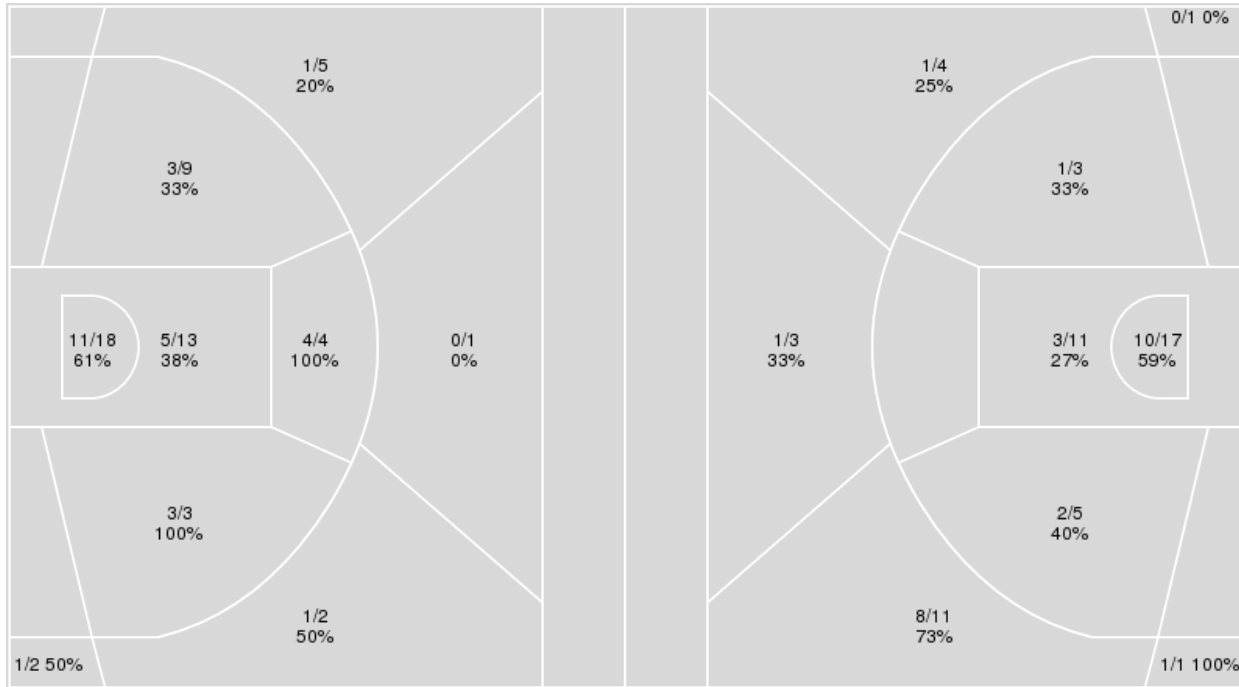
Officials: Anthony Jordan, Rob Rorke, Brian Dorsey

{ Players => All; } FG Types => All; Results => All;

{ Players => 0, 1, 2, 4, 5, 10, 12, 14, 21, 23, 30, 31, 33, 44; } FG Types
 => All; Results => All;

Kentucky

South Carolina



| Kentucky | M/A | % |
|-------------|-------|----|
| Field Goals | 29/57 | 51 |
| 2 Points | 26/47 | 55 |
| 3 Points | 3/10 | 30 |
| Free Throws | 7/14 | 50 |

| South Carolina | M/A | % |
|----------------|-------|----|
| Field Goals | 27/56 | 48 |
| 2 Points | 16/36 | 44 |
| 3 Points | 11/20 | 55 |
| Free Throws | 6/7 | 86 |



South Carolina at Kentucky

01/10/23 Rupp Arena, Lexington
2022-23 Men's Basketball

Game Time: 7:00 PM
Game Duration: 2:04
Attendance: 19,393

Officials: Anthony Jordan, Rob Rorke, Brian Dorsey

South Carolina

| No | Name | Mins | | Score | | Points Diff | | Points per Min | | Assists | | Rebounds | | Steals | | Turnovers | |
|----|--------------------------|-------|-------|---------|---------|-------------|-----|----------------|------|---------|-----|----------|-----|--------|-----|-----------|-----|
| | | On | Off | On | Off | On | Off | On | Off | On | Off | On | Off | On | Off | On | Off |
| 1 | Jacobi Wright | 17:00 | 23:00 | 26 - 29 | 45 - 39 | -3 | 6 | 1.53 | 1.96 | 5 | 6 | 14 | 18 | 1 | 1 | 10 | 5 |
| 2 | Chico Carter, Jr. | 31:48 | 08:12 | 56 - 54 | 15 - 14 | 2 | 1 | 1.76 | 1.83 | 8 | 3 | 28 | 4 | 2 | 0 | 11 | 4 |
| 5 | Meechie Johnson | 35:07 | 04:53 | 67 - 57 | 4 - 11 | 10 | -7 | 1.91 | 0.82 | 11 | 0 | 27 | 5 | 2 | 0 | 12 | 3 |
| 10 | Hayden Brown | 26:36 | 13:24 | 43 - 47 | 28 - 21 | -4 | 7 | 1.62 | 2.09 | 6 | 5 | 22 | 10 | 1 | 1 | 10 | 5 |
| 12 | Zachary Davis | 07:00 | 33:00 | 16 - 11 | 55 - 57 | 5 | -2 | 2.29 | 1.67 | 2 | 9 | 4 | 28 | 0 | 2 | 2 | 13 |
| 23 | Gregory "GG" Jackson II | 34:54 | 05:06 | 59 - 62 | 12 - 6 | -3 | 6 | 1.69 | 2.35 | 8 | 3 | 28 | 4 | 2 | 0 | 13 | 2 |
| 30 | Daniel Hankins-Sanford | 11:17 | 28:43 | 22 - 20 | 49 - 48 | 2 | 1 | 1.95 | 1.71 | 4 | 7 | 6 | 26 | 0 | 2 | 4 | 11 |
| 31 | Benjamin Bosmans-Verdonk | 12:04 | 27:56 | 23 - 18 | 48 - 50 | 5 | -2 | 1.91 | 1.72 | 4 | 7 | 8 | 24 | 0 | 2 | 3 | 12 |
| 33 | Josh Gray | 24:14 | 15:46 | 43 - 42 | 28 - 26 | 1 | 2 | 1.77 | 1.78 | 7 | 4 | 23 | 9 | 2 | 0 | 10 | 5 |

Kentucky

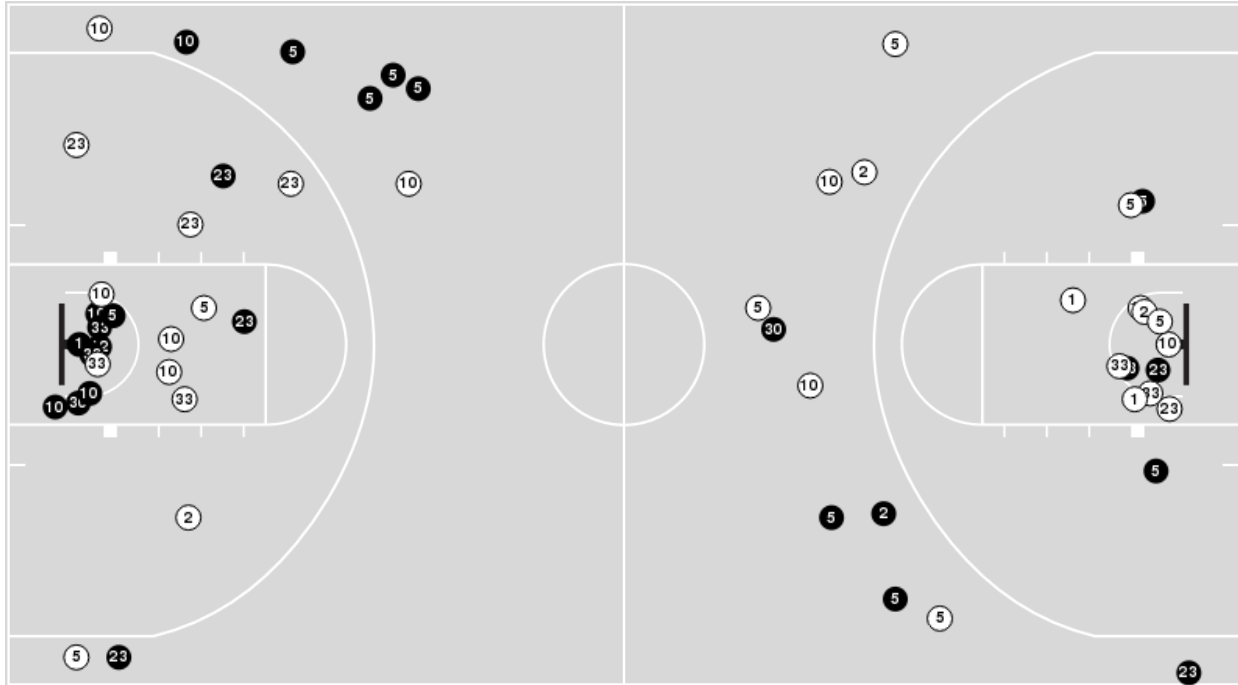
| No | Name | Mins | | Score | | Points Diff | | Points per Min | | Assists | | Rebounds | | Steals | | Turnovers | |
|----|------------------|-------|-------|---------|---------|-------------|-----|----------------|------|---------|-----|----------|-----|--------|-----|-----------|-----|
| | | On | Off | On | Off | On | Off | On | Off | On | Off | On | Off | On | Off | On | Off |
| 1 | CJ Fredrick | 29:43 | 10:17 | 56 - 48 | 12 - 23 | 8 | -11 | 1.88 | 1.17 | 8 | 1 | 22 | 6 | 6 | 0 | 5 | 1 |
| 2 | Sahvir Wheeler | 40:00 | 00:00 | 68 - 71 | 0 - 0 | -3 | 0 | 1.70 | 0.00 | 9 | 0 | 28 | 0 | 6 | 0 | 6 | 0 |
| 4 | Daimion Collins | 21:13 | 18:47 | 43 - 34 | 25 - 37 | 9 | -12 | 2.03 | 1.33 | 5 | 4 | 15 | 13 | 4 | 2 | 4 | 2 |
| 12 | Antonio Reeves | 27:52 | 12:08 | 53 - 46 | 15 - 25 | 7 | -10 | 1.90 | 1.24 | 8 | 1 | 20 | 8 | 4 | 2 | 4 | 2 |
| 22 | Cason Wallace | 08:26 | 31:34 | 8 - 21 | 60 - 50 | -13 | 10 | 0.95 | 1.90 | 1 | 8 | 4 | 24 | 0 | 6 | 1 | 5 |
| 24 | Chris Livingston | 13:59 | 26:01 | 19 - 27 | 49 - 44 | -8 | 5 | 1.36 | 1.88 | 1 | 8 | 10 | 18 | 2 | 4 | 2 | 4 |
| 34 | Oscar Tshiebwe | 40:00 | 00:00 | 68 - 71 | 0 - 0 | -3 | 0 | 1.70 | 0.00 | 9 | 0 | 28 | 0 | 6 | 0 | 6 | 0 |
| 55 | Lance Ware | 18:47 | 21:13 | 25 - 37 | 43 - 34 | -12 | 9 | 1.33 | 2.03 | 4 | 5 | 13 | 15 | 2 | 4 | 2 | 4 |



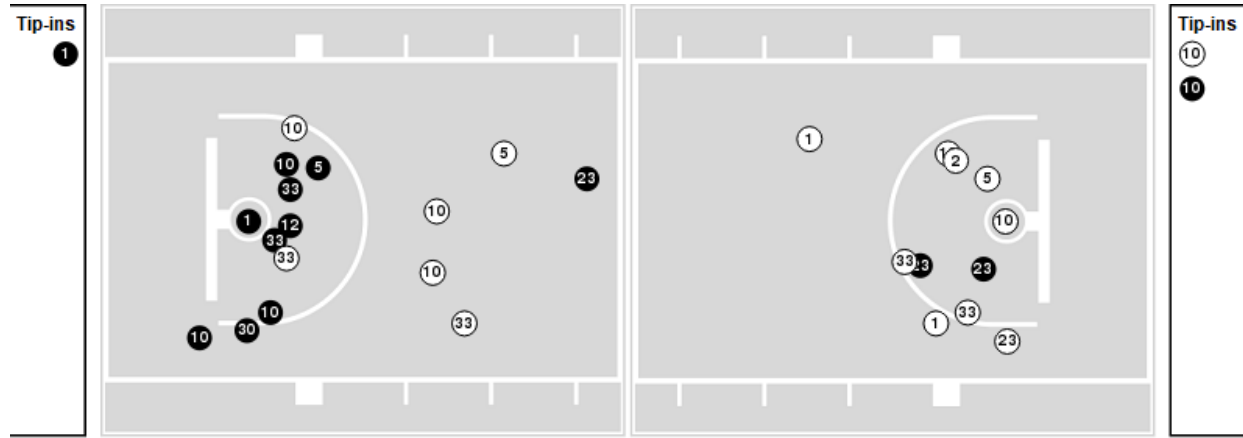
Players => 0, 1, 2, 4, 5, 10, 12, 14, 21, 23, 30, 31, 33, 44FG Types=>AllResults=>All

South Carolina

All Field Goals



Blow Up Chart



● Made ○ Missed N - Player Number

| South Carolina | M/A | % |
|----------------|-------|----|
| Field Goals | 27/56 | 48 |
| 2 Points | 16/36 | 44 |
| 3 Points | 11/20 | 55 |
| Free Throws | 6/7 | 86 |

| South Carolina | M/A | % |
|----------------------|--------------|-----|
| Points in the Paint | 26 (13 / 28) | 46 |
| Fast Break Points | 6 (3/3) | 100 |
| Second Chance Points | 21 (10/14) | 71 |
| Effective FG% | 58 | |

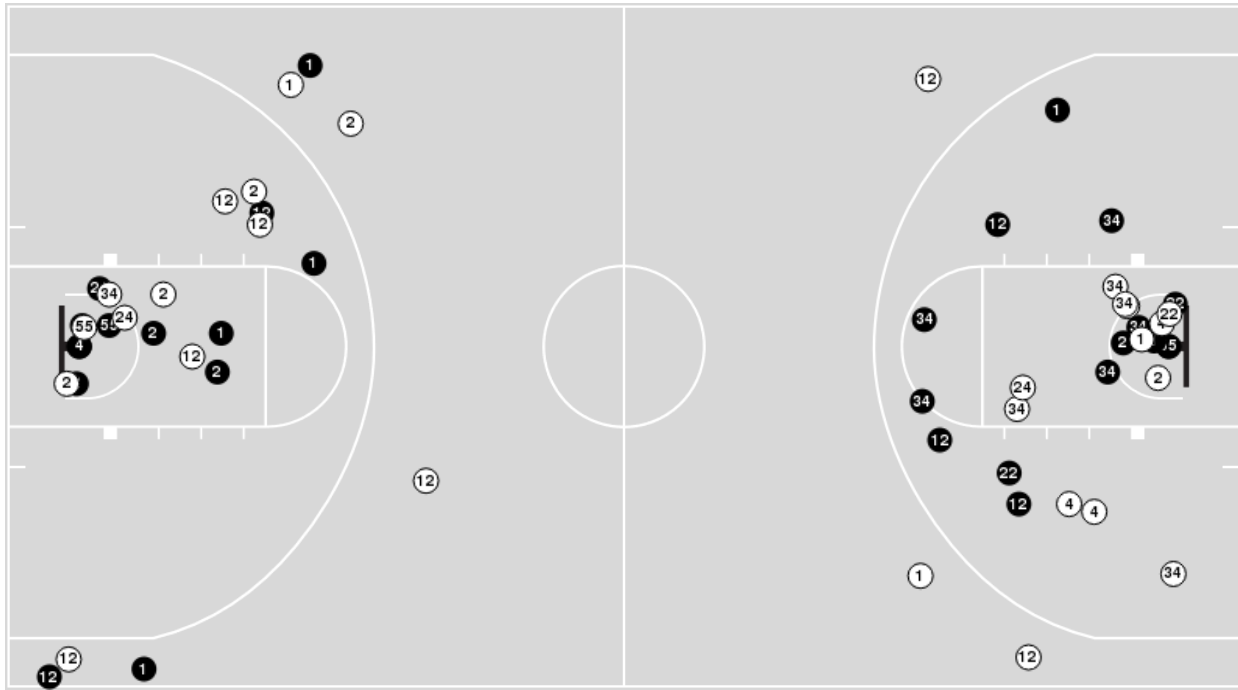


Officials: Anthony Jordan, Rob Rorke, Brian Dorsey

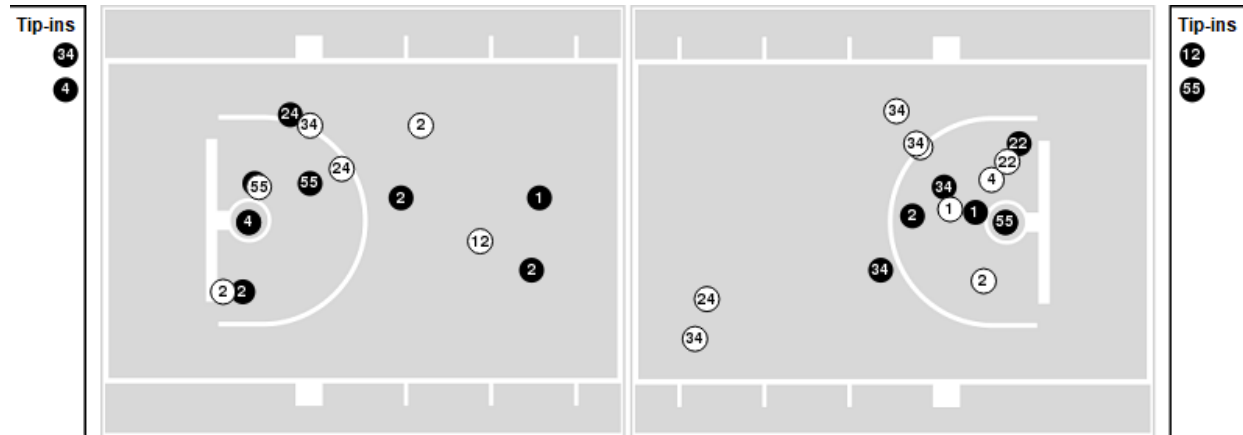
Players => AllFG Types=>AllResults=>All

Kentucky

All Field Goals



Blow Up Chart



● Made ○ Missed N - Player Number

| Kentucky | M/A | % |
|-------------|-------|----|
| Field Goals | 29/57 | 51 |
| 2 Points | 26/47 | 55 |
| 3 Points | 3/10 | 30 |
| Free Throws | 7/14 | 50 |

| Kentucky | M/A | % |
|----------------------|--------------|-----|
| Points in the Paint | 32 (16 / 31) | 52 |
| Fast Break Points | 12 (6/6) | 100 |
| Second Chance Points | 12 (7/16) | 44 |
| Effective FG% | 54 | |



South Carolina at Kentucky

01/10/23 Rupp Arena, Lexington
2022-23 Men's Basketball

Game Time: 7:00 PM
Game Duration: 2:04
Attendance: 19,393

Officials: Anthony Jordan, Rob Rorke, Brian Dorsey

South Carolina

| Lineup | Quarter On | Time On | Quarter Off | Time Off | Time on Court | Score | Score Diff | Reb | Stl | Tov | Ass | PPP |
|---|------------|---------|-------------|----------|---------------|-------|------------|-----|-----|-----|-----|--------|
| 2- Carter, Jr. C/ 5- Johnson M/ 10- Brown H/ 23- Jackson II G/ 33- Gray J/ | 1 | 20:00 | 1 | 16:44 | 03:16 | 9-2 | 7 | 4 | 1 | 0 | 2 | 1.5000 |
| 2- Carter, Jr. C/ 5- Johnson M/ 10- Brown H/ 23- Jackson II G/ 31- Bosmans-Verdonk B/ | 1 | 16:44 | 1 | 16:44 | 00:00 | 0-0 | 0 | 0 | 0 | 0 | 0 | 0.0000 |
| 2- Carter, Jr. C/ 5- Johnson M/ 12- Davis Z/ 23- Jackson II G/ 31- Bosmans-Verdonk B/ | 1 | 16:44 | 1 | 13:31 | 03:13 | 9-4 | 5 | 3 | 0 | 0 | 1 | 2.3196 |
| 1- Wright J/ 5- Johnson M/ 10- Brown H/ 12- Davis Z/ 33- Gray J/ | 1 | 13:31 | 1 | 12:28 | 01:03 | 3-2 | 1 | 1 | 0 | 0 | 1 | 3.0000 |
| 1- Wright J/ 2- Carter, Jr. C/ 5- Johnson M/ 10- Brown H/ 33- Gray J/ | 1 | 12:28 | 1 | 11:34 | 00:54 | 0-0 | 0 | 2 | 0 | 1 | 0 | 0.0000 |
| 1- Wright J/ 2- Carter, Jr. C/ 10- Brown H/ 23- Jackson II G/ 33- Gray J/ | 1 | 11:34 | 1 | 08:06 | 03:28 | 2-6 | -4 | 3 | 0 | 2 | 0 | 0.4000 |
| 2- Carter, Jr. C/ 5- Johnson M/ 23- Jackson II G/ 30- Hankins-Sanford D/ 31- Bosmans-Verdonk B/ | 1 | 08:06 | 1 | 06:25 | 01:41 | 3-4 | -1 | 1 | 0 | 0 | 1 | 3.0000 |
| 5- Johnson M/ 12- Davis Z/ 23- Jackson II G/ 30- Hankins-Sanford D/ 31- Bosmans-Verdonk B/ | 1 | 06:25 | 1 | 05:47 | 00:38 | 0-2 | -2 | 0 | 0 | 1 | 0 | 0.0000 |
| 5- Johnson M/ 10- Brown H/ 12- Davis Z/ 23- Jackson II G/ 30- Hankins-Sanford D/ | 1 | 05:47 | 1 | 04:03 | 01:44 | 4-3 | 1 | 0 | 0 | 0 | 0 | 1.3333 |
| 2- Carter, Jr. C/ 5- Johnson M/ 10- Brown H/ 23- Jackson II G/ 33- Gray J/ | 1 | 04:03 | 2 | 15:46 | 08:17 | 18-18 | 0 | 6 | 0 | 2 | 2 | 1.2465 |
| 1- Wright J/ 2- Carter, Jr. C/ 5- Johnson M/ 30- Hankins-Sanford D/ 31- Bosmans-Verdonk B/ | 2 | 15:46 | 2 | 12:37 | 03:09 | 9-4 | 5 | 1 | 0 | 1 | 2 | 2.2500 |
| 1- Wright J/ 2- Carter, Jr. C/ 10- Brown H/ 23- Jackson II G/ 33- Gray J/ | 2 | 12:37 | 2 | 11:12 | 01:25 | 2-5 | -3 | 2 | 0 | 1 | 0 | 1.0638 |
| 2- Carter, Jr. C/ 5- Johnson M/ 10- Brown H/ 23- Jackson II G/ 33- Gray J/ | 2 | 11:12 | 2 | 09:21 | 01:51 | 2-4 | -2 | 2 | 0 | 1 | 0 | 1.0000 |
| 2- Carter, Jr. C/ 5- Johnson M/ 10- Brown H/ 23- Jackson II G/ 31- Bosmans-Verdonk B/ | 2 | 09:21 | 2 | 07:36 | 01:45 | 0-2 | -2 | 0 | 0 | 0 | 0 | 0.0000 |
| 2- Carter, Jr. C/ 5- Johnson M/ 23- Jackson II G/ 30- Hankins-Sanford D/ 31- Bosmans-Verdonk B/ | 2 | 07:36 | 2 | 07:01 | 00:35 | 0-0 | 0 | 2 | 0 | 1 | 0 | 0.0000 |
| 1- Wright J/ 5- Johnson M/ 23- Jackson II G/ 30- Hankins-Sanford D/ 31- Bosmans-Verdonk B/ | 2 | 07:01 | 2 | 05:58 | 01:03 | 2-2 | 0 | 1 | 0 | 0 | 0 | 2.0000 |
| 1- Wright J/ 5- Johnson M/ 23- Jackson II G/ 30- Hankins-Sanford D/ 33- Gray J/ | 2 | 05:58 | 2 | 05:07 | 00:51 | 3-0 | 3 | 0 | 0 | 0 | 1 | 3.0000 |
| 1- Wright J/ 5- Johnson M/ 10- Brown H/ 23- Jackson II G/ 33- Gray J/ | 2 | 05:07 | 2 | 02:14 | 02:53 | 3-5 | -2 | 2 | 0 | 3 | 1 | 0.6000 |
| 1- Wright J/ 2- Carter, Jr. C/ 5- Johnson M/ 23- Jackson II G/ 33- Gray J/ | 2 | 02:14 | 2 | 02:08 | 00:06 | 0-0 | 0 | 1 | 0 | 0 | 0 | 0.0000 |
| 1- Wright J/ 2- Carter, Jr. C/ 5- Johnson M/ 23- Jackson II G/ 30- Hankins-Sanford D/ | 2 | 02:08 | 2 | 00:31 | 01:36 | 1-5 | -4 | 1 | 0 | 1 | 0 | 0.4098 |
| 1- Wright J/ 2- Carter, Jr. C/ 5- Johnson M/ 23- Jackson II G/ 33- Gray J/ | 2 | 00:31 | 2 | 00:21 | 00:10 | 1-0 | 1 | 0 | 1 | 0 | 0 | 2.2727 |
| 1- Wright J/ 2- Carter, Jr. C/ 5- Johnson M/ 12- Davis Z/ 23- Jackson II G/ | 2 | 00:21 | 2 | 00:00 | 00:22 | 0-0 | 0 | 0 | 0 | 1 | 0 | 0.0000 |



South Carolina at Kentucky

01/10/23 Rupp Arena, Lexington
2022-23 Men's Basketball

Game Time: 7:00 PM
Game Duration: 2:04
Attendance: 19,393

Officials: Anthony Jordan, Rob Rorke, Brian Dorsey

Kentucky

| Lineup | Quarter On | Time On | Quarter Off | Time Off | Time on Court | Score | Score Diff | Reb | Stl | Tov | Ass | PPP |
|--|------------|---------|-------------|----------|---------------|-------|------------|-----|-----|-----|-----|--------|
| 2- Wheeler S/ 4- Collins D/ 22- Wallace C/ 24- Livingston C/ 34- Tshiebwe O/ | 1 | 20:00 | 1 | 17:48 | 02:12 | 2-7 | -5 | 1 | 0 | 1 | 0 | 0.6667 |
| 2- Wheeler S/ 22- Wallace C/ 24- Livingston C/ 34- Tshiebwe O/ 55- Ware L/ | 1 | 17:48 | 1 | 13:31 | 04:17 | 4-11 | -7 | 2 | 0 | 0 | 1 | 0.6803 |
| 2- Wheeler S/ 4- Collins D/ 12- Reeves A/ 22- Wallace C/ 34- Tshiebwe O/ | 1 | 13:31 | 1 | 11:34 | 01:57 | 2-3 | -1 | 1 | 0 | 0 | 0 | 0.6667 |
| 1- Fredrick C/ 2- Wheeler S/ 4- Collins D/ 12- Reeves A/ 34- Tshiebwe O/ | 1 | 11:34 | 1 | 08:06 | 03:28 | 6-2 | 4 | 3 | 1 | 0 | 1 | 1.2000 |
| 1- Fredrick C/ 2- Wheeler S/ 12- Reeves A/ 34- Tshiebwe O/ 55- Ware L/ | 1 | 08:06 | 1 | 04:03 | 04:03 | 9-7 | 2 | 4 | 1 | 1 | 2 | 1.6544 |
| 1- Fredrick C/ 2- Wheeler S/ 4- Collins D/ 12- Reeves A/ 34- Tshiebwe O/ | 1 | 04:03 | 2 | 20:00 | 04:03 | 9-12 | -3 | 2 | 0 | 0 | 0 | 1.6544 |
| 2- Wheeler S/ 4- Collins D/ 22- Wallace C/ 24- Livingston C/ 34- Tshiebwe O/ | 2 | 20:00 | 2 | 20:00 | 00:00 | 0-0 | 0 | 0 | 0 | 0 | 0 | 0.0000 |
| 1- Fredrick C/ 2- Wheeler S/ 4- Collins D/ 12- Reeves A/ 34- Tshiebwe O/ | 2 | 20:00 | 2 | 15:46 | 04:14 | 9-6 | 3 | 4 | 1 | 2 | 2 | 1.1421 |
| 1- Fredrick C/ 2- Wheeler S/ 12- Reeves A/ 34- Tshiebwe O/ 55- Ware L/ | 2 | 15:46 | 2 | 12:37 | 03:09 | 4-9 | -5 | 0 | 0 | 0 | 1 | 1.1628 |
| 1- Fredrick C/ 2- Wheeler S/ 4- Collins D/ 24- Livingston C/ 34- Tshiebwe O/ | 2 | 12:37 | 2 | 11:12 | 01:25 | 5-2 | 3 | 0 | 1 | 0 | 0 | 2.1552 |
| 2- Wheeler S/ 12- Reeves A/ 24- Livingston C/ 34- Tshiebwe O/ 55- Ware L/ | 2 | 11:12 | 2 | 09:21 | 01:51 | 4-2 | 2 | 2 | 0 | 0 | 0 | 2.0000 |
| 1- Fredrick C/ 2- Wheeler S/ 24- Livingston C/ 34- Tshiebwe O/ 55- Ware L/ | 2 | 09:21 | 2 | 05:07 | 04:14 | 4-5 | -1 | 5 | 1 | 1 | 0 | 1.0309 |
| 1- Fredrick C/ 2- Wheeler S/ 12- Reeves A/ 34- Tshiebwe O/ 55- Ware L/ | 2 | 05:07 | 2 | 03:54 | 01:13 | 0-3 | -3 | 0 | 0 | 0 | 0 | 0.0000 |
| 1- Fredrick C/ 2- Wheeler S/ 4- Collins D/ 12- Reeves A/ 34- Tshiebwe O/ | 2 | 03:54 | 2 | 00:00 | 03:54 | 10-2 | 8 | 4 | 1 | 1 | 2 | 1.5528 |



South Carolina at Kentucky

01/10/23 Rupp Arena, Lexington
2022-23 Men's Basketball

Game Time: 7:00 PM
Game Duration: 2:04
Attendance: 19,393

Officials: Anthony Jordan, Rob Rorke, Brian Dorsey

South Carolina

| Lineup | Time | Score | Score Diff | Pts/Min | Reb | Stl | Tov | Ass | PPP |
|---|-------|-------|------------|---------|-----|-----|-----|-----|--------|
| 2- Carter, Jr. C/ 5- Johnson M/ 10- Brown H/ 23- Jackson II G/ 33- Gray J/ | 13:24 | 29-24 | 5 | 2.1642 | 12 | 1 | 3 | 4 | 1.2923 |
| 1- Wright J/ 2- Carter, Jr. C/ 10- Brown H/ 23- Jackson II G/ 33- Gray J/ | 04:53 | 4-11 | -7 | 0.8191 | 5 | 0 | 3 | 0 | 0.5814 |
| 2- Carter, Jr. C/ 5- Johnson M/ 12- Davis Z/ 23- Jackson II G/ 31- Bosmans-Verdonk B/ | 03:13 | 9-4 | 5 | 2.7979 | 3 | 0 | 0 | 1 | 2.3196 |
| 1- Wright J/ 2- Carter, Jr. C/ 5- Johnson M/ 30- Hankins-Sanford D/ 31- Bosmans-Verdonk B/ | 03:09 | 9-4 | 5 | 2.8571 | 1 | 0 | 1 | 2 | 2.2500 |
| 1- Wright J/ 5- Johnson M/ 10- Brown H/ 23- Jackson II G/ 33- Gray J/ | 02:53 | 3-5 | -2 | 1.0405 | 2 | 0 | 3 | 1 | 0.6000 |
| 2- Carter, Jr. C/ 5- Johnson M/ 23- Jackson II G/ 30- Hankins-Sanford D/ 31- Bosmans-Verdonk B/ | 02:16 | 3-4 | -1 | 1.3235 | 3 | 0 | 1 | 1 | 1.5000 |
| 2- Carter, Jr. C/ 5- Johnson M/ 10- Brown H/ 23- Jackson II G/ 31- Bosmans-Verdonk B/ | 01:45 | 0-2 | -2 | 0.0000 | 0 | 0 | 0 | 0 | 0.0000 |
| 5- Johnson M/ 10- Brown H/ 12- Davis Z/ 23- Jackson II G/ 30- Hankins-Sanford D/ | 01:44 | 4-3 | 1 | 2.3077 | 0 | 0 | 0 | 0 | 1.3333 |
| 1- Wright J/ 2- Carter, Jr. C/ 5- Johnson M/ 23- Jackson II G/ 30- Hankins-Sanford D/ | 01:36 | 1-5 | -4 | 0.6250 | 1 | 0 | 1 | 0 | 0.4098 |
| 1- Wright J/ 5- Johnson M/ 10- Brown H/ 12- Davis Z/ 33- Gray J/ | 01:03 | 3-2 | 1 | 2.8571 | 1 | 0 | 0 | 1 | 3.0000 |
| 1- Wright J/ 5- Johnson M/ 23- Jackson II G/ 30- Hankins-Sanford D/ 31- Bosmans-Verdonk B/ | 01:03 | 2-2 | 0 | 1.9048 | 1 | 0 | 0 | 0 | 2.0000 |
| 1- Wright J/ 2- Carter, Jr. C/ 5- Johnson M/ 10- Brown H/ 33- Gray J/ | 00:54 | 0-0 | 0 | 0.0000 | 2 | 0 | 1 | 0 | 0.0000 |
| 1- Wright J/ 5- Johnson M/ 23- Jackson II G/ 30- Hankins-Sanford D/ 33- Gray J/ | 00:51 | 3-0 | 3 | 3.5294 | 0 | 0 | 0 | 1 | 3.0000 |
| 5- Johnson M/ 12- Davis Z/ 23- Jackson II G/ 30- Hankins-Sanford D/ 31- Bosmans-Verdonk B/ | 00:38 | 0-2 | -2 | 0.0000 | 0 | 0 | 1 | 0 | 0.0000 |
| 1- Wright J/ 2- Carter, Jr. C/ 5- Johnson M/ 12- Davis Z/ 23- Jackson II G/ | 00:22 | 0-0 | 0 | 0.0000 | 0 | 0 | 1 | 0 | 0.0000 |
| 1- Wright J/ 2- Carter, Jr. C/ 5- Johnson M/ 23- Jackson II G/ 33- Gray J/ | 00:16 | 1-0 | 1 | 3.7500 | 1 | 1 | 0 | 0 | 2.2727 |



South Carolina at Kentucky

01/10/23 Rupp Arena, Lexington
2022-23 Men's Basketball

Game Time: 7:00 PM
Game Duration: 2:04
Attendance: 19,393

Officials: Anthony Jordan, Rob Rorke, Brian Dorsey

Kentucky

| Lineup | Time | Score | Score Diff | Pts/Min | Reb | Stl | Tov | Ass | PPP |
|--|-------|-------|------------|---------|-----|-----|-----|-----|--------|
| 1- Fredrick C/ 2- Wheeler S/ 4- Collins D/ 12- Reeves A/ 34- Tshiebwe O/ | 15:39 | 34-22 | 12 | 2.1725 | 13 | 3 | 3 | 5 | 1.3732 |
| 1- Fredrick C/ 2- Wheeler S/ 12- Reeves A/ 34- Tshiebwe O/ 55- Ware L/ | 08:25 | 13-19 | -6 | 1.5446 | 4 | 1 | 1 | 3 | 1.2597 |
| 2- Wheeler S/ 22- Wallace C/ 24- Livingston C/ 34- Tshiebwe O/ 55- Ware L/ | 04:17 | 4-11 | -7 | 0.9339 | 2 | 0 | 0 | 1 | 0.6803 |
| 1- Fredrick C/ 2- Wheeler S/ 24- Livingston C/ 34- Tshiebwe O/ 55- Ware L/ | 04:14 | 4-5 | -1 | 0.9449 | 5 | 1 | 1 | 0 | 1.0309 |
| 2- Wheeler S/ 4- Collins D/ 22- Wallace C/ 24- Livingston C/ 34- Tshiebwe O/ | 02:12 | 2-7 | -5 | 0.9091 | 1 | 0 | 1 | 0 | 0.6667 |
| 2- Wheeler S/ 4- Collins D/ 12- Reeves A/ 22- Wallace C/ 34- Tshiebwe O/ | 01:57 | 2-3 | -1 | 1.0256 | 1 | 0 | 0 | 0 | 0.6667 |
| 2- Wheeler S/ 12- Reeves A/ 24- Livingston C/ 34- Tshiebwe O/ 55- Ware L/ | 01:51 | 4-2 | 2 | 2.1622 | 2 | 0 | 0 | 0 | 2.0000 |
| 1- Fredrick C/ 2- Wheeler S/ 4- Collins D/ 24- Livingston C/ 34- Tshiebwe O/ | 01:25 | 5-2 | 3 | 3.5294 | 0 | 1 | 0 | 0 | 2.1552 |