



KENTUCKY®

2022-23 MEN'S BASKETBALL



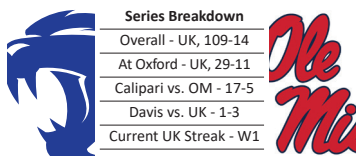
8 NATIONAL CHAMPIONSHIPS | 49 SEC TITLES | 31 SEC TOURNAMENT CHAMPIONSHIPS | 56 ALL-AMERICANS | 136 NBA DRAFT PICKS

KENTUCKY (14-7, 5-3) at OLE MISS (9-12, 1-7)

Tuesday, Jan. 31 • 9 p.m. ET • The Pavilion at Ole Miss (9,500) • Oxford, Miss.

#GoBigBlue • #LaFamilia • @KentuckyMBB

THE MATCHUP



Series Breakdown

Overall - UK, 109-14
At Oxford - UK, 29-11
Calipari vs. OM - 17-5
Davis vs. UK - 1-3
Current UK Streak - W1

John Calipari	Kermit Davis
Overall Record: 824-248*	Overall Record: 542-336
Record at UK: 379-108	Record at OM: 73-73
Overall Seasons: 31st	Overall Seasons: 28th
at Kentucky: 14th	at Ole Miss: 5th

*on-court record

BY THE NUMBERS

49 SEC regular-season titles in program history

31 SEC Tournament championships

13.7 Tshiebwe nation-leading rebounds per game

11 Wallace's total games with 2 or more steals

TALE OF THE TAPE

UK	STATISTIC	OM
75.3	Points Per Game	67.1
38.9	Rebounds PG	36.8
16.3	Assists PG	12.6
4.2	Blocks PG	4.8
6.9	Steals PG	7.1
11.6	Turnovers PG	13.2
.459	FG Pct.	.428
.362	3-Pt FG Pct.	.302
.681	FT Pct.	.679
1.4	Assist-to-TO Ratio	1.0

A UK WIN WOULD ...

- John Calipari will pass Harry Rabenhorst (178) for the sixth-most SEC regular-season wins in league history
- Be the third in a row away from home this season
- Improve the Wildcats to 312-60 all-time under Calipari against unranked Associated Press Top 25 foes

LAST GAME'S STARTERS




22

CASON WALLACE

6-4 • 193 • GUARD • FRESHMAN
DALLAS | RICHARDSON HIGH SCHOOL

Averaging 11.3 points, 3.6 rebounds, 3.6 assists and 2.0 steals per game | Tied single-game UK record with eight steals vs. Michigan State | Has 12 double-figure scoring efforts, including a career-high 27 against Florida A&M



1

CJ FREDRICK

6-3 • 175 • GUARD • REDSHIRT SENIOR
CINCINNATI | UNIVERSITY OF IOWA

Averaging 7.8 points per game | Tallied nine games in double-digits, including four of the last six | Connected on multiple 3-pointers in nine contests | Had a season-high five assists at Vanderbilt




24

CHRIS LIVINGSTON

6-6 • 220 • FORWARD • SOPHOMORE
AKRON, OHIO | OAK HILL ACADEMY

Scored a career-high 14 points and added four boards against UCLA | Averaging 5.3 points and 2.7 rebounds per game | Appeared in all 21 games and made 14 starts | Two double-digit scoring efforts




0

JACOB TOPPIN

6-9 • 205 • FORWARD • SENIOR
BROOKLYN, N.Y. | UNIVERSITY OF RHODE ISLAND

Averaging 11.2 points and 6.5 rebounds per game | Scored a career-high 24 points and added seven boards in the win over Louisville | Recorded four double-doubles and 12 double-digit scoring contests



34

OSCAR TSHIEBWE

6-9 • 260 • FORWARD • SENIOR
LUBUMBASHI, D.R. OF THE CONGO | WEST VIRGINIA UNIV.

Averaging 16.6 points and a nation-best 13.7 rebounds per game | Has a league-best 12 double-doubles | Went for career-high 37 points while grabbing 24 boards vs. Georgia | SEC Player of the Week on Jan. 23

STATS LEADERS

POINTS PER GAME	
UK Oscar Tshiebwe	16.6
OM Matthew Murrell	14.9
REBOUNDS PER GAME	
UK Oscar Tshiebwe	13.7
OM Myles Burns	6.1
ASSISTS PER GAME	
UK Sahvir Wheeler	5.5
OM Matthew Murrell	2.5
STEALS PER GAME	
UK Cason Wallace	2.0
OM Myles Burns	2.2
BLOCKS PER GAME	
UK Ugonna Onyenso	1.1
OM Jayveous McKinnis	1.3
3-POINTERS	
UK Antonio Reeves	46
OM Matthew Murrell	38
FIELD-GOAL PERCENTAGE (min. 100 att.)	
UK Oscar Tshiebwe	.590
OM Amaree Abram	.422
FREE-THROW PERCENTAGE (min. 30 att.)	
UK Antonio Reeves	.813
OM Matthew Murrell	.833

NEED TO KNOW

Oscar Tshiebwe's 37-point, 24-rebound effort against Georgia was the first 35-point, 20-rebound game for a Wildcat since Mike Phillips totaled 35 points and 20 boards against LSU on Feb. 2, 1976. Tshiebwe joins Blake Griffin (Oklahoma), Brice Johnson (North Carolina) and Kevin Durant (Texas) as the only Division I players since the 1996-97 season to go for at least 37 points and 23 rebounds in a game.

Kansas limited Kentucky to just four offensive rebounds and zero second-chance points. Despite the Jayhawks' feat, UK is sixth in the nation in offensive rebounding percentage (37.7%) and the Cats average 13.48 per game.

Over the last five games, UK owns a plus-9.6 margin on the boards and Tshiebwe is hauling in 15.2 per game.

In the last five games, Antonio Reeves is averaging 15.6 points per game and shooting at a 42.6% clip from the field.

SCHEDULE

NOVEMBER

7	4/4	-/-	HOWARD	SECN	W, 95-63
11	4/4	-/-	DUQUESNE ¹	SECN	W, 77-52
15	4/4	RV/RV	vs. Michigan State ²	ESPN	L, 86-77 ^{NOT}
17	4/4	-/-	SOUTH CAROLINA STATE ³	SECN	W, 106-63
20	4/4	2/2	at Gonzaga	ESPN	L, 88-72
23	15/13	-/-	NORTH FLORIDA ⁴	SECN+	W, 96-56
29	19/18	-/-	BELLARMINE	SECN+	W, 60-41

DECEMBER

4	19/18	RV/RV	vs. Michigan ³	ABC	W, 73-69
10	16/16	-/-	YALE	SECN	W, 69-59
17	13/13	16/14	vs. UCLA ⁴	CBS	L, 63-53
21	19/16	-/-	FLORIDA A&M ⁵	SECN	W, 88-68
28	19/17	RV/RV	at Missouri*	SECN	L, 89-75
31	19/17	-/-	LOUISVILLE	CBS	W, 86-63

JANUARY

3	RV/25	RV/RV	LSU*	ESPN	W, 74-71
7	RV/25	7/7	at Alabama*	ESPN	L, 78-52
10	NR/RV	-/-	SOUTH CAROLINA*	ESPN2	L, 71-68
14	NR/RV	5/5	at Tennessee*	ESPN	W, 63-56
17	NR/RV	-/-	GEORGIA*	ESPN	W, 85-71
21	NR/RV	RV/RV	TEXAS A&M*	ESPN	W, 76-67
24	RV/RV	-/-	at Vanderbilt*	SECN	W, 69-53
28	RV/RV	9/9	KANSAS ⁶	ESPN	L, 77-68
31	-/-	-/-	at Ole Miss*	ESPN	9 p.m.

FEBRUARY

4	-/-	-/-	FLORIDA*	ESPN	8:30 p.m.
7	-/-	-/-	ARKANSAS*	ESPN/2	9 p.m.
11	-/-	-/-	at Georgia*	ESPN/2	Noon
15	-/-	-/-	at Mississippi State*	SECN	8:30 p.m.
18	-/-	-/-	TENNESSEE*	CBS	1 p.m.
22	-/-	-/-	at Florida*	ESPN/2	7 p.m.
25	-/-	-/-	AUBURN*	CBS	4 p.m.

MARCH

1	-/-	-/-	VANDERBILT*	SECN	7 p.m.
4	-/-	-/-	at Arkansas*	CBS	2 p.m.

All times Eastern | *SEC conference game | HOME GAMES IN CAPS

¹ Tribute Classic presented by Kentucky Tourism

(Rupp Arena | Lexington, Ky.)

² Champions Classic (Gainbridge Fieldhouse | Indianapolis)

³ Hall of Fame Game (O2 Arena | London, England)

⁴ CBS Sports Classic (Madison Square Garden | New York)

⁵ Unity Series (Rupp Arena | Lexington, Ky.)

⁶ SEC/Big 12 Challenge (Rupp Arena | Lexington, Ky.)

BROADCAST INFO

TELEVISION

Play-by-play: Tom Hart
Analyst: Dane Bradshaw



HOME RADIO

Play-by-play: Tom Leach
Analyst: Jack Givens



SATELLITE RADIO

Sirius: 380
SXM App: 970



TV CHART

							
0 JACOB TOPPIN	1 CJ FREDRICK	2 SAHVIR WHEELER	3 ADOU THIERO	4 DAIMION COLLINS	12 ANTONIO REEVES	13 GRANT DARBYSHIRE	14 BRENNAN CANADA
Senior Forward 6-9 205 Brooklyn, N.Y. Univ. of Rhode Island @jtoppin0 @jtoppin_0	RS Senior Guard 6-3 185 Cincinnati University of Iowa @cj_fredrick @cj_fredrick5	Senior Guard 5-9 180 Houston University of Georgia @sahvir_ @sahvir_ <i>(sah-VEER)</i>	Freshman Guard 6-6 200 Leetsdale, Pa. Quaker Valley HS @Adou_Thiero @Adou_Thiero <i>(ah-DO THEE-air-oh)</i>	Sophomore Forward 6-9 210 Atlanta, Texas Atlanta High School @CollinsDaimion @daimionfmetx	Senior Guard 6-5 205 Chicago Illinois State Univ. @ToniooReeves @tonioreeves	Freshman Guard 6-2 190 Cincinnati Sycamore HS @GrantDarbyshire @grant_d_13	Senior Forward 6-5 205 Mount Sterling, Ky. George Rogers Clark HS @brennanc14 @brennanc14

						
21 WALKER HORN	22 CASON WALLACE	24 CHRIS LIVINGSTON	25 KAREEM WATKINS	33 UGONNA ONYENSO	34 OSCAR TSHIEBWE	55 LANCE WARE
Freshman Guard 6-3 200 Austin, Texas Westlake HS @walkerhorn_ @walkerhorn_	Freshman Guard 6-4 193 Dallas Richardson HS @wallace_cason @cason.wallace	Freshman Forward 6-6 220 Akron, Ohio Oak Hill Academy @_chrisliv24 @chris_livingston	Junior Guard 5-8 175 Camden, N.J. Kingsway Regional HS @reemwat	Freshman Forward 6-11 225 Owerri, Imo State, Nigeria Putnam Science Acad. @onyensokingsle3 @kingsugo_ <i>(000-GAH-na ON-yen-so)</i>	Senior Forward 6-9 260 Lubumbashi, D.R. of the Congo West Virginia Univ. @Oscartshiebwe34 @oscar_tshiebwe <i>(SHEE-bway)</i>	Junior Forward 6-9 235 Camden, N.J. Camden HS @lanceware55 @lance.ware

				
JOHN CALIPARI	BRUISER FLINT	ORLANDO ANTIGUA	CHIN COLEMAN	K.T. TURNER
Head Coach 14th Season @UKCoachCalipari @ukcoachcalipari <i>(cal-uh-PEAR-ee)</i>	Assoc. to the HC Third season at UK Second season as associate to the head coach @brufint14	Associate Coach Seventh season at UK Second season as associate @CoachAntigua @coachantigua	Assistant Coach Second season at UK Second season as assistant	Assistant Coach First season at UK First season as assistant @CoachKTTurner @coach_kt_turner

Alphabetical Roster

NO.	NAME	POS.	HT.	WT.	CL.	HOMETOWN (PREVIOUS SCHOOL)
14	Brennan Canada	F	6-5	205	Sr.	Mount Sterling, Ky. (George Rogers Clark High School)
4	Daimion Collins	F	6-9	210	So.	Atlanta, Texas (Atlanta High School)
13	Grant Darbyshire	G	6-2	190	Fr.	Cincinnati (Sycamore High School)
1	CJ Fredrick	G	6-3	185	RS-Sr.	Cincinnati (University of Iowa)
21	Walker Horn	G	6-3	200	Fr.	Austin, Texas (Westlake High School)
24	Chris Livingston	F	6-6	220	Fr.	Akron, Ohio (Oak Hill Academy)
33	Ugonna Onyenso	F	6-11	225	Fr.	Owerri, Imo State, Nigeria (Putnam Science Academy)
12	Antonio Reeves	G	6-5	205	Sr.	Chicago (Illinois State University)
3	Adou Thiero	G	6-6	200	Fr.	Leetsdale, Pa. (Quaker Valley High School)
0	Jacob Toppin	F	6-9	205	Sr.	Brooklyn, N.Y. (University of Rhode Island)
34	Oscar Tshiebwe	F	6-9	260	Sr.	Lubumbashi, Democratic Republic of the Congo (West Virginia Univ.)
22	Cason Wallace	G	6-4	193	Fr.	Dallas (Richardson High School)
55	Lance Ware	F	6-9	235	Jr.	Camden, N.J. (Camden High School)
25	Kareem Watkins	G	5-8	175	Jr.	Camden, N.J. (Kingsway Regional High School)
2	Sahvir Wheeler	G	5-9	180	Sr.	Houston (University of Georgia)

On the Bench

Head Coach: John Calipari (Clarion, 1982)
Associate to the Head Coach: James "Bruiser" Flint (St. Joseph's, 1987)
Associate Coach: Orlando Antigua (Pittsburgh, 1995)
Assistant Coaches: Ronald "Chin" Coleman (Lamar, 1997), K.T. Turner (Oklahoma City, 2003)
Assoc. AD/Basketball Operations: Chris Woolard (UCLA, 1997)
Director of Player Development: TJ Beisner (Kentucky, 2008)
Director of Basketball Admin.: Will Barton (Kentucky, 2013)
Strength and Conditioning Coach: Brady Welsh (Eastern Illinois, 2015)
Head Athletic Trainer: Geoffrey Staton (North Carolina, 2007)
Equipment Manager: Mark Evans (Kentucky, 2013)
Graduate Assistant Coach: Riley Welch (Kentucky, 2021)
Student Assistant Coach: Tyler Ulis




POLLS, STATS, MEDIA INFO


Weekly Media Schedule

all times ET unless indicated otherwise

31 Tue. at Ole Miss 9 p.m. ET ESPN	1 Wed. UK Healthcare John Calipari Show 6 p.m.	2 Thu.	3 Fri. Media Opportunity TBA	4 Sat. vs. Florida 8:30 p.m. ET ESPN	5 Sun.	6 Mon. Media Opportunity TBA UK Healthcare John Calipari Show 6 p.m.
---	--	---------------	--	---	---------------	---

Communications & PR Staff

 **Deb Moore**
Senior Associate Director
Cell - 859.559.5781
Email - deb.moore@uky.edu

 **Brett Rybak**
Associate Director
Cell - 440.840.4962
Email - brett.rybak@uky.edu

Media Information

CREDENTIAL REQUESTS

Requests for single-game credentials will open **14** days prior to the deadline date and close **five** days prior to game day online at sportssystem.com/Kentucky.

CREDENTIAL CRITERIA

The University of Kentucky's decision to issue credentials to a media outlet for the purposes of covering a UK basketball home or away event is determined by a variety of factors. They include the following:

- Priority is given to outlets based on circulation size/household reach/unique site visitors
- Additional consideration is based on amount of original content generated, number of full-time employees of the outlet, length of existence of the outlet and the journalist experience of the reporter(s)
- Attendance at Kentucky media sessions, including Olympic sport opportunities and the intention/ability to cover all 22 sports at Kentucky both at home and on the road, also is considered
- Professionalism, which includes is not limited to conduct at games, press conferences, practices, on social media, etc.

Being granted credentials at another institution/event does not equate to meeting the criteria for the University of Kentucky. Being granted credentials for one UK event does not guarantee approval for other UK events. The University of Kentucky has the right to deny or revoke credentials under its own discretion. Credentialing also is dependent on space availability.

INTERVIEW POLICIES-GENERAL

All interviews with University of Kentucky basketball players or staff members must be arranged through the Communications and Public Relations office. Media should never contact a player or coach directly.

The Wildcat Coal Lodge, dormitories, team locker rooms and other team quarters are private team areas. Media members are not permitted in these areas unless accompanied by appropriate university personnel.

PRACTICE/PRESS CONFERENCES

Other than announced exceptions, UK basketball practices are closed to the media.

Player interviews are conducted pregame weekly and will be available to all UK media. UK will accept requests for player interviews, but they must be submitted 24 hours prior to the scheduled availability.

Coach John Calipari will meet with members of the media at least once a week in the Memorial Coliseum Media Room.

Game-day shoot-arounds are closed to the media.

TELEPHONE PLAYER INTERVIEWS

Telephone interviews are available to the media on a call-back basis. Individual player and coach telephone numbers will not be given to members of the media.

Players are instructed not to conduct interviews when contacted directly by telephone. The Communications and Public Relations office will arrange for telephone interviews at a time most convenient for the student-athlete.

Other special requests are handled on a case-by-case basis.

POSTGAME INTERVIEWS

Following each game, there is a cooling-off period, during which time the players shower and dress. Approximately 10 minutes after the game ends, Coach Calipari conducts his postgame press conference while a player speaks to the UK Sports Network.

Following Coach Calipari's press conference in the Rupp Arena interview room and the cooling-off period, selected UK players are available in the interview room.

The Polls

Associated Press Top 25 Jan. 30

1. Purdue (62)
2. Tennessee
3. Houston
4. Alabama
5. Arizona
6. Virginia
7. Kansas State
8. Kansas
9. UCLA
10. Texas
11. Baylor
12. Gonzaga
13. Iowa State
14. Marquette
15. TCU
16. Xavier
17. Providence
18. Saint Mary's
19. Florida Atlantic
20. Clemson
21. Indiana
22. San Diego State
23. Miami
24. UConn
25. Auburn

Receiving Votes: Missouri, Charleston, Illinois, Creighton, New Mexico, North Carolina, NC State, Boise State, Duke, Rutgers, Texas A&M, Northwestern, Memphis, Pittsburgh, Arkansas, Nevada, West Virginia, Oral Roberts, Saint Louis, USC

USA Today Coaches Poll Jan. 30

1. Purdue (32)
2. Tennessee
3. Houston
4. Virginia
5. Alabama
6. Kansas State
7. Arizona
8. Kansas
9. UCLA
10. Texas
11. Baylor
12. Marquette
13. Iowa State
14. Gonzaga
15. Xavier
16. TCU
17. Providence
18. Saint Mary's
19. Clemson
20. Florida Atlantic
21. Miami
22. Indiana
23. UConn
24. Auburn
25. Illinois

Receiving Votes: San Diego State, Charleston, Duke, NC State, Creighton, Rutgers, Texas A&M, North Carolina, Missouri, New Mexico, Southern Cal, Northwestern, Boise State, Michigan State, Saint Louis, Pittsburgh, UC Santa Barbara, Temple

UK in the Rankings

Team Rankings

Category	Stat	SEC [NCAA]
Scoring	75.3	3rd [96th]
Scoring Defense	66.9	7th [105th]
Scoring Margin	+8.5	5th [62nd]
Free-Throw %	.681	11th [269th]
Field-Goal %	.459	3rd [111th]
Field-Goal % Def.	.426	10th [136th]
3-Point FG %	.362	1st [70th]
3-Point FG % Def.	.337	10th [192nd]
Rebounds Per Game	38.86	3rd [32nd]
Opponent Rebs. Per Game	30.95	1st
Rebounding Margin	+7.9	2nd [7th]
Blocks Per Game	4.2	7th [61st]
Assists Per Game	16.3	3rd [23rd]
Steals Per Game	6.9	9th [147th]
Turnover Margin	+0.7	7th [150th]
Assist-to-TO Ratio	+1.41	2nd [26th]
Off. Rebs. Per Game	13.48	2nd [11th]
Def. Rebs. Per Game	25.38	6th [152nd]
Def. Rebound %	.744	2nd
Off. Rebound %	.377	2nd
3-Point FG Per Game	7.0	6th [220th]

Individual Rankings

Category/Player	Stat	SEC [NCAA]
Assist-to-TO Ratio/Wheeler	2.76	2nd [25th]
Assist-to-TO Ratio/Wallace	2.00	8th [99th]
Assists Per Game/Wheeler	5.5	1st [22nd]
Assists Per Game/Wallace	3.6	7th [201st]
Blocks Per Game/Tshiebwe	1.00	11th [206th]
Double-Doubles/Tshiebwe	12	1st [1st]
Double-Doubles/Toppin	4	5th [113th]
Field-Goal %/Tshiebwe	.590	1st [33rd]
Minutes Per Game/Tshiebwe	32.44	7th [243rd]
Points Per Game/Tshiebwe	16.6	4th [129th]
Def. Rebs. Per Game/Tshiebwe	8.21	1st [4th]
Def. Rebs. Per Game/Toppin	4.45	10th [286th]
Off. Rebs. Per Game/Tshiebwe	5.47	1st [1st]
Off. Rebs. Per Game/Toppin	2.00	16th [281st]
Rebounds Per Game/Tshiebwe	13.7	1st [1st]
Rebounds Per Game/Toppin	6.4	9th [245th]
Steals Per Game/Wallace	2.05	6th [45th]
Steals Per Game/Tshiebwe	1.53	13th [198th]
3-Pointers Per Game/Reeves	2.19	7th [195th]

through Jan. 28

SEC Standings

Team	SEC Record	Overall Record
Alabama	8-0 (.1000)	18-3 (.857)
Tennessee	7-1 (.875)	18-3 (.857)
Texas A&M	7-1 (.875)	15-6 (.714)
Auburn	6-2 (.750)	16-5 (.762)
Florida	5-3 (.625)	12-9 (.571)
Kentucky	5-3 (.625)	14-7 (.667)
Georgia	4-4 (.500)	14-7 (.667)
Missouri	4-4 (.500)	16-5 (.762)
Arkansas	3-5 (.375)	14-7 (.667)
Vanderbilt	3-5 (.375)	10-11 (.476)
LSU	1-7 (.125)	12-9 (.571)
Ole Miss	1-7 (.125)	9-12 (.429)
Mississippi State	1-7 (.125)	13-8 (.619)
South Carolina	1-7 (.125)	8-13 (.381)

as of Jan. 28

Upcoming in the SEC

Jan. 31-Feb. 7

Contest	Time	TV Network
Tuesday, Jan. 31		
Mississippi State at South Carolina	6:30 p.m.	SEC Network
Texas A&M at Arkansas	7 p.m.	ESPN2
Vanderbilt at Alabama	8:30 p.m.	SEC Network
Kentucky at Ole Miss	9 p.m.	ESPN
Wednesday, Feb. 1		
Tennessee at Florida	7 p.m.	ESPN2
Georgia at Auburn	7 p.m.	SEC Network
LSU at Missouri	9 p.m.	SEC Network
Saturday, Feb. 4		
Ole Miss at Vanderbilt	1 p.m.	SEC Network
Auburn at Tennessee	2 p.m.	ESPN
Arkansas at South Carolina	3:30 p.m.	SEC Network
Alabama at LSU	4 p.m.	ESPN2/U
Missouri at Mississippi State	6 p.m.	SEC Network
Georgia at Texas A&M	8:30 p.m.	SEC Network
Florida at Kentucky	8:30 p.m.	ESPN
Tuesday, Feb. 7		
Auburn at Texas A&M	7 p.m.	ESPN/2
Ole Miss at Georgia	7 p.m.	SEC Network
South Carolina at Mississippi State	9 p.m.	SEC Network
Arkansas at Kentucky	9 p.m.	ESPN/2



NOTES

Honoring the Cats

Oscar Tshiebwe

- Wooden Award midseason watch list
- Oscar Robertson Trophy midseason watch list
- Naismith Player of the Year watch list
- Naismith Defensive Player of the Year watch list
- NABC Player of the Year watch list
- Associated Press Preseason First Team All-America
- CBS Sports Preseason First Team All-America
- The Athletic Preseason First Team All-America
- The Sporting News Preseason First Team All-America
- The Field of 68 Preseason First Team All-America
- Kareem Abdul-Jabbar Award preseason watch list
- Preseason SEC Player of the Year (media)
- Preseason All-SEC First Team (media and coaches)

Chris Livingston

- Julius Erving Award preseason watch list

Antonio Reeves

- Jerry West Award preseason watch list

Jacob Toppin

- Bluegrass Sports Commission Kentucky-Louisville Game MVP

Cason Wallace

- SEC Freshman of the Week (12/27)
- Jerry West Award preseason watch list
- London Showcase Most Valuable Player

Sahvir Wheeler

- Naismith Player of the Year watch list
- Preseason All-SEC First Team (media and coaches)
- Bob Cousy Award preseason watch list

Clutch Free Throws

Free throws during a two-possession game (six points or less) at any point with 3:00 or less to play or overtime:

Player	FTs	Pct.
CJ Fredrick	2-2	1.000
Antonio Reeves	2-2	1.000
Jacob Toppin	10-12	.833
Oscar Tshiebwe	1-2	.500
Cason Wallace	4-8	.500
Daimion Collins	1-3	.333
Sahvir Wheeler	1-4	.250
Chris Livingston	0-1	.000

Kentucky 21-34 .618

#OscarWorthy Part II

Senior Oscar Tshiebwe is once again in the thick of the conversation for the nation's best player after sweeping every major National Player of the Year honor a season ago.

Tshiebwe currently leads the Cats in points per game (16.6), rebounds per game (13.7) and field-goal percentage (.590). He's second in steals per game (1.5) and blocks per game (1.0).

In league play, Tshiebwe is averaging 17.4 points and 15.0 rebounds per game, while shooting 58.5% from the floor. He has six double-doubles.

Tshiebwe put together a performance for the ages in a come-from-behind win over Georgia on Jan. 17. He poured in a career-high 37 points and added 24 rebounds. More about that historic performance:

- The last Wildcat with a 35-point, 20-rebound game was Mike Phillips, who had 35-20 vs. LSU on Feb. 2, 1976
- It was the fifth 35-20 game in UK history, also Phillips (listed above), Dan Issel (36-29 vs. LSU on Feb. 22, 1969), Cotton Nash (34-20 vs. Tulane on Jan. 11, 1964) and Bill Spivey (40-34 vs. Xavier on Feb. 13, 1951)
- Per ESPN, Tshiebwe's 24 rebounds were the most for a Division I player with a 35-point game in the last 25 seasons
- Per ESPN, Tshiebwe's 24 rebounds were the most in a 35-point performance in the last 25 seasons. UNC's Brice Johnson had 23 in 2016, Oklahoma's Blake Griffin had 23 in 2009 and Texas' Kevin Durant had 23 in 2007
- Tshiebwe (24) and teammate Jacob Toppin (11) combined for more rebounds (35) than Georgia's entire team (31)
- He became just the third player in program history to have multiple games of at least 24 rebounds, joining Dan Issel and Cotton Nash as the only others to do so
- It was the fourth 30-point game of his career
- The 37-point game tied Malik Monk vs. Georgia (1/31/17) for most points in an SEC game and the third-most point in any contest in the Calipari era
- Tshiebwe's 37-point, 24-rebound game against Georgia was the fifth such contest of his UK career (at least 22 points and at least 18 rebounds). He now has five of the eight games of 22 or more points and at least 18 rebounds by an SEC player in the last 10 seasons. No other player has more than one and the feat had not been accomplished since South Carolina's Sindarius Thornwell did so against Alabama on Feb. 7, 2017
- Tshiebwe also has tallied four 20-point, 15-rebound games so far this season after seven a season ago. He has 11 of the 53 20-point, 15-rebound contests by SEC players in the last 10 seasons
- Tshiebwe has amassed six games of at least 20 rebounds in two seasons with the Cats. All UK players combined have totaled five other 20-rebound games since the 1973-74 season

Additional info about Tshiebwe:

- Tshiebwe is one of two players in the NCAA this season averaging more than 16 points and 13 rebounds per game (Zach Edey - Purdue)
- He is the only player in the country averaging at least 15 points, at least 13 rebounds, at least 1.5 steals and at least 1.0 blocks per game
- Tshiebwe paces the country for the second year in a row with 13.7 rebounds per game
- He leads the nation with 5.47 offensive rebounds per game
- With 1,339 points and 1,140 boards, Tshiebwe is one of two players nationally to total at least 1,200 points and 1,100 rebounds over the last four seasons, joining North Carolina's Armando Bacot (1,657 points, 1,230 rebounds). Tshiebwe has played 26 fewer games than Bacot
- Tshiebwe made his season debut at the Champions Classic and played 34 minutes in his first action of the season. Tshiebwe had a team-high 22 points and a game-high 18 rebounds
- In two games in the event (including last year vs. Duke), Tshiebwe averaged 19.5 points and 19.0 rebounds per game
- In just 53 games for Kentucky, Tshiebwe ranks 18th all-time in program history with 775 rebounds
- He has registered a double-double in 40 of 53 career games for the Wildcats, ranking fourth all-time in program history. Dan Issel owns the record with 64 over three seasons
- In 53 games as a Wildcat, Tshiebwe has only been outrebounded by an individual opponent twice, when Alabama's

Brandon Miller pulled down seven boards on Jan. 7, 2023 and when Keven McCullar of Kansas grabbed 12 on Jan. 28, 2023.

Two of his teammates (Jacob Toppin this season vs. South Carolina State and TyTy Washington Jr., last season against Ohio) have been the only players to outrebound him in a game

- Only Bob Burrow (51 games) had more rebounds (823) than Tshiebwe to start a UK career. Burrow's career spanned just 51 games and two seasons (1956-57)

The Winner is ... Kentucky!

Cason Wallace earned Kentucky's third weekly SEC honor and the second for a Wildcat in as many weeks when he picked up SEC Freshman of the Week laurels on Jan. 30.

The Dallas native averaged 12.0 points, 5.5 boards, 3.0 assists and 2.5 steals for the week as the Wildcats split games at Vanderbilt and at home against No. 9 Kansas.

Wallace earned Southeastern Conference Freshman of the Week accolades on Dec. 27 after posting a career-high 27 points in Kentucky's win over Florida A&M before Oscar Tshiebwe was named conference Player of the Week Jan. 23 after averaging 22.0 points and 20.5 boards in wins over Georgia and Texas A&M.

Kentucky has dominated the weekly SEC awards with John Calipari at the helm. UK has won more weekly SEC honors (121) than any other school during the Calipari era, including 91 SEC Freshman of the Week awards and 30 SEC Player of the Week honors.

Similar Stories ...

In 14 years as head coach of the Wildcats, John Calipari has won a national title, claimed six Southeastern Conference regular-season crowns, six league tournament titles and won more NCAA tournament games than any other coach during this span. He's also led teams plagued by slow starts to memorable late-season runs:

- The 2020 squad suffered a home loss to Evansville in November, lost back-to-back games in Las Vegas prior to Christmas and fell to 16-5 on Feb. 1 with a loss at Auburn. The Wildcats would then rattle off eight straight wins and nine of their last 10 to win the SEC regular-season by a comfortable margin of three games. COVID-19's rise in the United States canceled the SEC and NCAA Tournaments
- In 2018, the Wildcats lost four in a row from Feb. 3-14, marking the first four-game losing streak during Calipari's UK tenure. That team went on to win nine of its next 10 games and captured the SEC Tournament title
- The 2017 squad lost three of four games from Jan. 24-Feb. 4 before rattling off 14 straight victories. Within that run, the Wildcats won the SEC Tournament title and marched all the way to the Elite Eight before a buzzer-beater by eventual champion North Carolina ended their tournament run
- In 2014, the freshman class was heralded as the best ever and preseason expectations had fans dreaming of a 40-0 season. However, that team dropped nine regular-season games before putting together one of the most magical NCAA Tournament runs in program history. The Cats overcame double-digit deficits in all but one game and were led by late-game heroics from Aaron Harrison all the way to the NCAA Championship game

JT Having the Top(pin) Season of His Career

Jacob Toppin has steadily improved in each of his four seasons as a collegiate basketball player, but in his third year under John Calipari he has taken a major leap.

- Through just 19 games, he had already set career highs in points scored, rebounds, assists, minutes played, field-goals and free-throws made for a season
- Toppin had never recorded a double-double during his first three seasons in college - he has four this season thus far -- including two in the last five games
- The senior has set single-game highs in points (24 vs. Louisville) and rebounds (11, twice)

3J Fredrick and Antonio Threaves Making an Impact

Seniors CJ Fredrick and Antonio Reeves both came to Kentucky with impressive resumes from previous schools. Fredrick was the nation's top-returning player in career 3-point



NOTES

2022-23 Lead-Deficit Comparison

Opponent	Biggest Lead	Biggest Deficit	Biggest Run	Changes	Ties	Led	Trailed	Result
HOWARD	38 (2nd)	1 (1st)	12-0	2	1	38:54	0:24	W, 95-63
DUQUESNE	25 (2nd)	3 (1st)	7-0	3	1	37:13	1:51	W, 77-52
vs. Michigan St.	7 (1st)	9 (2nd OT)	7-0	10	14	33:29	7:18	L, 86-77 ^{2OT}
S.C. STATE	47 (2nd)	-	13-0	0	1	38:09	0:00	W, 106-63
at Gonzaga	-	19 (2nd)	7-0	0	0	0:00	39:21	L, 88-72
NORTH FLORIDA	47 (2nd)	-	12-0	0	2	37:45	0:00	W, 96-56
BELLARMINE	20 (2nd)	6 (1st)	12-0	7	7	16:35	12:52	W, 60-41
vs. Michigan	8 (2nd)	6 (1st)	7-0	5	6	23:51	12:51	W, 73-69
YALE	15 (2nd)	2 (2nd)	9-0	2	5	36:10	0:13	W, 69-59
vs. UCLA	3 (1st)	13 (2nd)	7-0	2	4	1:13	35:53	L, 63-53
FLORIDA A&M	21 (2nd)	2 (1st)	18-0	1	1	38:41	0:30	W, 88-68
at Missouri	1 (1st)	21 (2nd)	7-0	2	0	0:23	38:51	L, 89-75
LOUISVILLE	27 (2nd)	-	9-0	0	0	39:23	0:00	W, 86-63
LSU	10 (2nd)	2 (1st)	7-0	6	3	34:59	2:44	W, 74-71
at Alabama	-	31 (2nd)	5-0	0	0	0:00	39:43	L, 78-52
SOUTH CAROLINA	-	15 (1st)	10-0	0	0	0:00	39:35	L, 71-68
at Tennessee	9 (2nd)	8 (1st)	10-0	13	8	25:37	11:38	W, 63-56
GEORGIA	14 (2nd)	11 (1st)	8-0	5	3	15:50	21:09	W, 85-71
TEXAS A&M	9 (2nd)	6 (1st)	7-0	11	10	19:53	12:03	W, 76-67
at Vanderbilt	20 (2nd)	4 (1st)	10-0	6	5	34:59	2:23	W, 69-53
KANSAS	5 (1st)	9 (1st)	5-0	5	3	8:24	30:11	L, 77-68
at Ole Miss								
FLORIDA								
ARKANSAS								
at Georgia								
at Mississippi St.								
TENNESSEE								
at Florida								
AUBURN								
VANDERBILT								
at Arkansas								
BIGGEST/MOST	47	31	18-0	11	14	38:54	39:43	
TOTALS						481:28	312:49	

field-goal percentage, while Reeves ranked among the nation's top 20 in points per game (20.1) a season ago. During UK's four-game winning streak, the duo was vital to Kentucky's turnaround.

It won't show up on a box score, but Fredrick's leadership has perhaps been the most important attribute to this team. That hasn't stopped him from producing in a big way however:

- Fredrick has scored in double-figures in four of his last six games. He's averaging 7.8 points per game on the season and ranks third on the team with 39 3-pointers. Against Vanderbilt, he also chipped in with a game-high-tying five assists

Reeves showed flashes of his ability to put the ball in the basket after leading the team in scoring during its foreign tour this summer and knocking down six 3-pointers in his debut against Howard. However, Reeves has become a clutch player for the Cats and made an immediate impact off the bench.

- Reeves has reached double-figure scoring in each of the last seven games and scored a season-high 23 points in UK's win over Texas A&M. Over that seven-game stretch, he's drained 15 3-pointers and is shooting 44.8% from the floor and 35.7% from behind the arc. Furthermore, it's his clutch play down the stretch that has paid dividends. Reeves scored 10 points over the final eight minutes against Tennessee and seven against Texas A&M

- Reeves' 12.6 points per game in 16 contests off the bench rank eighth nationally among players who have made at least 10 appearances as a reserve

Back-to-Back Big Blue Wins on the Road

Kentucky's 63-56 win on the road at No. 5 Tennessee on Jan. 14 was not only much needed for this team, but historic as well.

- Was the first in program history over an Associated Press Top 5 team on the road, while a UK team was unranked
- Kentucky outrebounded the Volunteers by 20 and limited the Vols to just four offensive rebounds. Tennessee entered the matchup as the nation's best offensive rebounding team
- UK's 88.1% free-throw percentage (22-25) was the third-best in a true road game under Calipari with a minimum of 25 attempts
- Kentucky moved to 5-1 against Tennessee on the road when the Wildcats are unranked and the Volunteers are ranked
- The 56 points scored by UT marked the second-fewest ever allowed by an unranked Kentucky team against a top-five team in the AP poll (UK allowed 45 points to No. 2 Michigan State on Dec. 16, 2000)

Kentucky then earned a 69-53 win at Vanderbilt on Jan. 24 in its next game away from home.

- It was Kentucky's 78th game played at Memorial Gymnasium (69 vs. Vanderbilt, 5 NCAA Tournament, 3 SEC Tournament, 1 SEC Play-off), tying Freedom Hall for the most games played by UK in a single arena all-time (excluding home arenas).
- Kentucky has now won 14 straight in the series
- UK limited the Commodores to just 53 points, 20 points below its season scoring average
- When Vanderbilt missed a free throw with 3:10 remaining, it marked the first time in two games that an opponent missed a foul shot after Texas A&M and VU had combined to make 25 in a row
- Kentucky made only one trip to the foul line, making 1 of 2 attempts, both of which are the lowest numbers of the Calipari era – actually by significant margins, as the previous lows were three made on two occasions and six attempts on two occasions

S-E-C! S-E-C! S-E-C!

Kentucky is the Southeastern Conference's gold standard. Since the SEC's inception in 1932-33, the Wildcats are the most dominant team in the league, recording a 1,039-300 mark (77.6%) in regular-season conference play. Only Alabama has won more than 800 regular-season SEC games and no other team owns a better winning percentage.

- UK has averaged 11.6 wins and only 3.3 losses per season in 89 seasons in the SEC
- Kentucky has won 49 SEC regular-season titles and 31 SEC Tournament championships
- Kentucky is 11-3 in the opening game of the SEC season under John Calipari and 13-1 in the first home league opener. UK is 69-20 all-time in SEC openers
- The Wildcats have won 16 of the last 29 SEC Tournaments (the 2020 one was not played because of the COVID-19 pandemic)



NOTES

- UK has captured at least a share of six of the last 13 SEC regular-season championships under John Calipari
- Kentucky has played in the championship game of the SEC Tournament in eight of Calipari's 11 tournaments, winning six times (2020 tournament not played because of COVID)
- UK won its 1,000th game in SEC regular-season action vs. Alabama on Jan. 11, 2020. Kansas has won 1,000 conference games when combining its records in the Big 6, Big 7, Big 8 and Big 12, but no other team in the country had won 1,000 or more regular-season league games in one conference alone
- Six teams made the 2022 NCAA Tournament field with Arkansas reaching the Elite Eight
- The SEC has had 27 NCAA Tournament selections over the last four tournaments, the third most. Only the Big 10 (30) and Atlantic Coast Conference (28) have had more
- The SEC went 5-6 in NCAA Tournament games in 2022. SEC teams are 78-49 (61.4%) in the NCAA tourney since 2012
- The league has advanced at least one team to the Elite Eight in 10 of the last 12 tournaments and nine different SEC teams have advanced to the Sweet Sixteen in the last five NCAA Tournaments
- The SEC has held its own in the annual Big 12/SEC Challenge. The SEC trails 35-34 over the last seven seasons in the yearly January showdown and won outright in 2021 and '22
- Three SEC teams are ranked in the Jan. 30 Associated Press Top 25, with Missouri, Texas A&M and Arkansas also receiving votes

Calipari Leading the Way in SEC Play

John Calipari leads the way among all current SEC head coaches in 2022-23 in career wins, league victories and titles. He is also ascending the all-time charts in league history:

- Calipari owns 379 victories as UK's head coach, ranking as the fourth-most wins by a coach leading an SEC program in the conference's history. Adolph Rupp (875), Billy Donovan (467) and Dale Brown (448) are the only others who have more
- Calipari is tied for sixth all-time in SEC regular-season wins with 178. Rupp (397) has the most. Calipari needs just one more to pass Harry Rabenhorst (178) to stand alone in sixth place.
- Calipari is 24-5 in the SEC Tournament. His 24 victories are tied with Tubby Smith for the third-most in tournament history. Only Donovan (27) and Wimp Anderson (25) have more
- Calipari has won six SEC Tournament titles. Only Alabama (7) has more in program history than Calipari has won in total

Floor General Wheeler

Sahvir Wheeler has paced the Southeastern Conference in assists per game in each of his last two seasons. He's once again leading the league with 5.5 dimes per game this season. A Bob Cousy Award finalist a season ago, Wheeler is serving the Wildcats as one of the best floor generals in the country.

- Wheeler sits first in the SEC and ranks 22nd nationally with 5.5 assists per game. He has generated two games with 10 or more, six with eight or more and 12 with five or more thus far
- Since the start of the 2019-20 season, his freshman season at Georgia, Wheeler's 644 total assists rank second nationally, only behind the 766 by Yuri Collins of Saint Louis
- A season after becoming just the fourth player in program history to amass at least 200 assists in a season, Wheeler is moving up the career charts as well. In just 49 games with the Wildcats, Wheeler already ranks 17th in program history with 312 dimes. He's four away

from moving into the top 15

Wallace Next Freshman Sensation

With a maturity well beyond his years and a calm and cool approach to the game, Cason Wallace has solidified himself as one of the best first-year players in the country.

- Wallace ranks sixth in the SEC and 45th nationally with 2.05 steals per game
- He's induced at least one steal in all but two games (one being against South Carolina where he exited with a back injury eight minutes into the game), and has multiple steals in 11 games thus far
- Wallace tied the UK single-game record with eight steals against Michigan State. Ashton Hagans (vs. North Carolina on Dec. 22, 2018), Rajon Rondo (vs. Mississippi State on Feb. 19, 2005) and Wayne Turner (vs. George Washington on Nov. 24, 1997) are the others to turn the trick
- Wallace recorded the second-most assists (9) in a UK freshman debut against Howard, while becoming the first UK freshman in school history to have at least 15 points, eight rebounds, and nine assists in a collegiate debut
- Wallace was one of only two freshmen to accomplish the season-opening feat since the 2010-11 season, joining Lonzo Ball, who went for 19 points, 11 assists, eight rebounds and two steals in a 119-80 win over Pacific on Nov. 11, 2016
- Wallace is one of only 19 players nationally, and the only freshman, to be averaging at least 10 points, 3.0 rebounds, 3.5 assists and 2.0 steals per contest
- He's a two-time SEC Freshman of the Week honoree

Injury Bug a Story with the Cats

A season after playing just 17 games at full strength, the Wildcats are once again dealing with a multitude of injuries. In three of UK's last four victories, the Wildcats have been at full strength after playing just eight complete games healthy leading into the game vs. Georgia on Jan. 17.

- **Daimion Collins:** Missed the Tennessee game with a left foot injury
- **CJ Fredrick:** Exited the Missouri game with a right-hand injury after playing four minutes. Missed the Louisville, LSU and Alabama games
- **Jacob Toppin:** Exited the Alabama game with a right-shoulder injury and did not return. Missed the South Carolina game
- **Oscar Tshiebwe:** Had a minor knee procedure and missed the duration of the preseason as well as the team's games against Howard and Duquesne
- **Cason Wallace:** Exited the South Carolina game with a lower-back injury and did not return after playing eight minutes
- **Lance Ware:** Missed the North Florida game due to an illness and the LSU game with a left-shoulder injury
- **Sahvir Wheeler:** Missed both exhibition games and the team's opener vs. Howard with a right-leg injury and the team's trip to Tennessee with a left-shoulder injury

Ulis Returns to Kentucky

Tyler Ulis is one of the most accomplished players in UK program history from 2015-16. He was an All-American and Bob Cousy Award winner in 2016. He was also a part of a team

Measurables



Daimion Collins

Wing Span

Max Vertical

Hand Width

3/4-Court Sprint

Shuttle Run

- | | | | | |
|---------------------------|----------------------------|-----------------------------|----------------------------|---------------------------|
| 1. Ugonna Onyenso - 7'4" | 1. Daimion Collins - 46.5" | 1. Oscar Tshiebwe - 10.75" | 1. Jacob Toppin - 3.09 | 1. Cason Wallace - 10.03 |
| T1. Oscar Tshiebwe - 7'4" | 2. Jacob Toppin - 45.0" | T2. Daimion Collins - 9.75" | 2. Sahvir Wheeler - 3.18 | 2. Antonio Reeves - 10.45 |
| 3. Daimion Collins - 7'3" | 3. Kareem Watkins - 43.0" | T2. Jacob Toppin - 9.75" | 3. Oscar Tshiebwe - 3.20 | 3. Sahvir Wheeler - 10.49 |
| 4. Lance Ware - 7'1" | 4. Cason Wallace - 42.0" | T2. Lance Ware - 9.75" | T4. Daimion Collins - 3.22 | 4. Brennan Canada - 10.83 |
| 5. Adou Thiero - 6'11" | 5. Adou Thiero - 41.0" | T5. Ugonna Onyenso - 9.5" | T4. Antonio Reeves - 3.22 | 5. Lance Ware - 10.86 |
| | | T5. Adou Thiero - 9.5" | T4. Adou Thiero - 3.22 | |

Quick Facts

GENERAL INFORMATION

Location: Lexington, Ky.
Enrollment: 31,800
Founded: 1865
Colors: Blue and White
Nickname: Wildcats
Conference: Southeastern Conference
All-Time Record: 2,367-743-1 (76.1%)
Arena: Rupp Arena (20,500)
Rupp Arena Record: 644-79 (89.1%) - 47th season
NCAA Championships: 8 (1948, '49, '51, '58, '78, '96, '98, 2012)
NCAA Runners-Up: 4 (1966, '75, '97, 2014)
NCAA Tournament Record: 129-53 (70.9%)
Last NCAAT Appearance: 2022, First Round
President: Dr. Eli Capilouto (Alabama, 1971)
Athletics Director: Mitch Barnhart (Ottawa, 1981)
MBB Administrator: Kevin Sargent (UNC, 2004)
Head Coach: John Calipari (Clarion, 1982)
Calipari On-Court Record: 824-248 (76.9%)
Calipari UK Record: 379-108 (77.8%)
Athletics Phone Number: 859.257.8000
Starters Returning/Lost: 2/3
Players Returning/Lost: 7/8



NOTES

that won its first 38 games and went to the Final Four in 2015. He has returned to the Wildcats for the spring semester to serve as a student assistant coach as he works towards completing his undergraduate degree.

- 2016 Consensus First-Team All-American
- 2016 Bob Cousy Award winner
- Was the SEC Player of the Year, Defensive Player of the Year and SEC Tournament MVP in 2016
- Set the UK single-season record with 246 assists in 2016
- Was a part of 65 career wins in two years at UK
- Drafted 34th overall by the Suns in 2016
- Western Conference Rookie of the Month in April of 2017 when he averaged 20.7 points and 6.8 assists per game during the month. It was the most points and assists in a single month since Damian Lillard in March of 2013

Best in the Bluegrass

Kentucky is 23-3 against in-state foes with John Calipari at the helm, including a 12-3 mark vs. Louisville.

Two of the victories over the Cardinals were during postseason play. The Wildcats have won all seven meetings played inside Rupp Arena, including a 29-point win in 2017-18, the third-largest margin of victory in the history of the series. UofL's three wins are by a combined nine points. Kentucky's most recent win was a 23-point victory on Dec. 31.

Here is a list of the meetings between the state's two premier programs in the Calipari era:

- Jan. 2, 2010 - UK won 71-62 at Rupp Arena
- Dec. 31, 2010 - UK won 78-63 at the KFC Yum! Center
- Dec. 31, 2011 - UK won 69-62 at Rupp Arena
- March 31, 2012 - UK won 69-61 at the Superdome (NCAA Final Four in New Orleans)
- Dec. 29, 2012 - Louisville won 80-77 at the KFC Yum! Center
- Dec. 28, 2013 - UK won 73-66 at Rupp Arena
- March 28, 2014 - UK won 74-69 at Lucas Oil Stadium (NCAA Sweet Sixteen in Indianapolis)
- Dec. 27, 2014 - UK won 58-50 at the KFC Yum! Center
- Dec. 26, 2015 - UK won 75-73 at Rupp Arena
- Dec. 21, 2016 - Louisville won 73-70 at the KFC Yum! Center
- Dec. 29, 2017 - UK won 90-61 at Rupp Arena
- Dec. 29, 2018 - UK won 71-58 at the KFC Yum! Center
- Dec. 28, 2019 - UK won 78-70 (OT) at Rupp Arena
- Dec. 26, 2020 - Louisville won 62-59 at KFC Yum! Center
- Dec. 31, 2022 - UK won 86-63 at Rupp Arena

Wildcats Picked to Win SEC

The Kentucky men's basketball team, under the direction of 14th-year head coach John Calipari, was picked by the league's media to win the 2023 Southeastern Conference title. In addition to the preseason poll, senior Oscar Tshiebwe was tabbed the preseason SEC Player of the Year. Tshiebwe was joined on the preseason All-SEC First Team by fellow senior Sahvir Wheeler for both the media's selections as well as the league's coaches.

- UK has won the regular-season title 49 times in the history of the program
- Kentucky has captured the SEC Tournament crown 31 times
- It's the 17th time since the 1998-99 season the Wildcats are the SEC preseason favorite
- Calipari has directed his teams to regular-season SEC crowns in 2010, 2012, 2015, 2016, 2017 and 2020
- Kentucky has claimed the SEC Tournament title six times under his direction in 2010, 2011, 2015, 2016, 2017 and 2018

Road Warriors

Kentucky has once again played one of the toughest schedules in the country on the court, but it has also been perhaps the most grueling travel schedule in John Calipari's tenure. Kentucky played four nonconference games away from home in the first five weeks of the season totaling more than 14,138 miles traveled.

- Kentucky took on Michigan State in Indianapolis, traveling 376 miles round trip
- The Cats then played a road contest at Gonzaga. That trip consisted of a five-hour flight each direction and 4,328 total miles traveled
- UK played in the inaugural Hall of Fame Classic in London, England to end November. That round trip consisted of 8,016 miles
- Kentucky finished its nonconference travel with a date in Madison Square Garden for the CBS Sports Classic and a game vs. UCLA. The roundtrip mileage was 1,418 for that contest
- Things didn't get easier for the Cats, as UK opened its SEC slate on the road at Missouri, spanning 921 miles
- This particular group of Cats also spent time at Baha Mar Resort in The Bahamas this summer (1,976 miles) and played its Blue-White Game in Pikeville, Kentucky (287 miles) before the season ever began

Cats Deliver the Knockout Punch

Kentucky is 321-13 (96.1%) in the John Calipari era when leading by at least 10 points at any time in the contest. Ten of the 13 losses in the Calipari era are to conference opponents.

Perhaps most impressive of all is that 68.6% of games Calipari has coached in at Kentucky have produced 10-point leads at some point during the game for UK. The Wildcats have led by 10 points or more in a whopping 84.7% of Calipari's 379 career wins at Kentucky.

Hold Them to 55 Points, 40%

Defense has always been a recipe for success for the Wildcats under John Calipari. The special ingredient: 55 points. Kentucky is a perfect 86-0 under Calipari when holding the opponent to 55 points or fewer, including 3-0 this season after limiting Duquesne to 52 points, Bellarmine to 41 and Vanderbilt on the road to 53 points.

The Wildcats are 211-10 (95.5%) under Calipari when limiting the opponent to 63 points or less, including 9-1 this season. Kentucky also fares well when it keeps the competition to 40% or less from the floor. UK is 229-24 (90.5%) vs. opponents under Calipari when its field-goal

Points Per Possession

Game	Off. PPP	Def. PPP
HOWARD	1.25	0.83
DUQUESNE	1.08	0.73
vs. Michigan State	0.92	1.02
SOUTH CAROLINA STATE	1.38	0.82
at Gonzaga	0.95	1.16
NORTH FLORIDA	1.33	0.78
BELLARMINE	1.02	0.69
vs. Michigan	1.03	0.97
YALE	1.15	0.98
vs. UCLA	0.79	0.94
FLORIDA A&M	1.49	1.15
at Missouri	1.10	1.31
LOUISVILLE	1.34	0.98
LSU	1.25	1.20
at Alabama	0.76	1.15
SOUTH CAROLINA	1.19	1.25
at Tennessee	0.91	0.81
GEORGIA	1.20	1.00
TEXAS A&M	1.10	0.97
at Vanderbilt	1.19	0.91
KANSAS	0.99	1.12
at Ole Miss		
FLORIDA		
ARKANSAS		
at Georgia		
at Mississippi State		
TENNESSEE		
at Florida		
AUBURN		
VANDERBILT		
at Arkansas		

Overall
 UK offensive high - 1.49, FLORIDA A&M
 UK offensive SEC high - 1.25, LSU
 UK offensive low - 0.76, at Alabama
 UK offensive SEC low - 0.76, at Alabama

Opponent offensive high - 1.31, at Missouri
 Opponent SEC high - 1.31, at Missouri
 Opponent offensive low - 0.69, BELLARMINE
 Opponent SEC low - 0.81, at Tennessee

Wins vs. Losses in 2022-23

Result	FG%	Opp. FG%	3-Pt. FG%	Opp 3-Pt. FG%	FT%	RPG	APG	TOPG	BPG	SPG	PPG	Opp PPG
Wins	.489	.397	.408	.311	.708	40.6	18.1	11.2	4.3	6.6	79.8	60.9
Losses	.400	.479	.270	.395	.623	35.4	12.7	12.3	4.0	7.4	66.4	78.9



NOTES

percentage is 40% or less.

Cleaning the Glass

Kentucky was one of the top teams in the country on the boards a season ago. With the nation's best rebounder in Oscar Tshiebwe back again, UK is again one of the nation's best on the boards. Tshiebwe paces the country in rebounds per game (13.7) in 2022-23. As a team, UK is logging 38.86 boards per game which ranks as the 32nd-best mark in the nation. UK is plus-7.9 in rebound margin to rank seventh nationally.

- UK is averaging 13.48 offensive boards per outing, ranking 11th in the country
- Tshiebwe leads the country with 5.47 offensive rebounds per game and ranks fourth with 8.21 defensive boards per contest

Always Efficient

According to Ken Pomeroy's calculations on kenpom.com, Kentucky teams under John Calipari have consistently ranked among the most efficient teams in the country per possession. Pomeroy's rankings through games played on Jan. 28:

Season	Offense (Rank)	Defense (Rank)	Overall
2022-23	114.6 (29)	98.3 (61)	34th
2021-22	120.0 (5)	94.3 (36)	6th
2020-21	108.0 (84)	93.1 (35)	49th
2019-20	112.7 (24)	95.1 (52)	29th
2018-19	117.6 (14)	90.1 (8)	8th
2017-18	115.8 (24)	95.4 (22)	17th
2016-17	119.1 (12)	91.4 (7)	4th
2015-16	120.4 (5)	98.0 (53)	6th
2014-15	119.3 (5)	86.5 (2)	1st
2013-14	117.6 (10)	96.9 (41)	11th
2012-13	108.8 (42)	99.1 (129)	42nd
2011-12	122.9 (2)	88.2 (9)	1st
2010-11	118.1 (7)	90.4 (15)	6th
2009-10	116.1 (15)	86.2 (6)	3rd

Cats Don't (Historically) Count on the 3

Kentucky has never been reliant on the 3 under John Calipari. Even with more shooters at their disposal, the 2021-22 season was not an exception for the Wildcats. However, the 2022-23 squad has shown flashes of the ability to be one of Calipari's best from long range. Kentucky is averaging 28.1% of its points from distance while 31.9% of its field-goal attempts are from 3-point range.

The highest percentage of 3-point shots taken under Calipari was the 2010-11 Final Four team that lofted 32.4% of its shots from beyond the arc. That team is also Calipari's top

3-point shooting team at Kentucky. The most attempts per game in the Calipari era was the 2016-17 squad that took 19.89 3-point shots per game. This team is averaging 19.48 attempts per game thus far.

Not relying on the 3 certainly hasn't hurt the Wildcats. UK is 10-3 all-time under Calipari when making one or fewer from long range.

Year	% of Attempts from 3	3-Point FG%
2009-10:	.319 (highest)	.362
2010-11:	.324	.397 (highest)
2011-12:	.265	.378
2012-13:	.293	.346
2013-14:	.276	.332 (lowest)
2014-15:	.271 (lowest)	.349
2015-16:	.310	.366
2016-17:	.316	.353
2017-18:	.258	.357
2018-19:	.296	.354
2019-20:	.266	.343
2020-21:	.322	.336
2021-22:	.279	.347
2022-23:	.322	.369

Historic Opener

With a 95-63 win over Howard to open the 2022-23 campaign, a few Wildcats set records along the way.

- Cason Wallace recorded the second-most assists in a UK freshman debut, while becoming the first UK freshman in school history to have at least 15 points, eight rebounds, and nine assists in a collegiate debut
- Wallace was one of only two freshmen to accomplish the season-opening feat since the 2010-11 season, joining Lonzo Ball, who went for 19 points, 11 assists, eight rebounds and two steals in a 119-80 win over Pacific on Nov. 11, 2016
- Antonio Reeves sunk a game-high six 3-pointers, which is a record for any UK player in his debut with the Cats
- Lance Ware totaled four steals, the most in a Kentucky season-opener since Knox and Gilgeous-Alexander each had four in a 73-63 win over Utah Valley Nov. 10, 2017

Wildcats Ink Five for 2023

Kentucky men's basketball head coach John Calipari announced the signing of five stand-out student-athletes to the program's 2023 signing class on Nov. 14. Aaron Bradshaw, Robert Dillingham, Justin Edwards, Reed Sheppard and D.J. Wagner each inked national letters of intent with UK during the fall signing period.

UK's Record vs. AP Ranked Opponents and as an AP Ranked Opponent Under Cal

Kentucky (RK)	Opponent Rank																									RV	NR	TOTAL	
	1	2	3	4	5	6	7	8	9	10	11	12	13	14	15	16	17	18	19	20	21	22	23	24	25				
1	-	0-1	0-1	1-0	2-0	2-0	-	2-0	1-0	-	0-1	-	-	-	2-0	1-0	1-0	-	1-0	3-0	1-0	-	-	-	6-2	46-3	69-8		
2	1-0	-	-	0-1	1-0	0-1	-	-	-	-	1-0	1-0	-	1-0	-	1-0	-	0-1	-	-	-	-	-	-	4-0	24-0	34-3		
3	-	-	-	1-0	-	-	-	-	0-1	-	-	1-0	-	-	-	-	-	-	-	0-1	-	-	-	-	-	1-0	17-0	20-2	
4	-	0-2	-	-	-	-	0-1	0-1	-	-	-	-	-	1-0	-	0-1	-	-	-	-	-	-	-	-	2-0	2-0	12-2	17-7	
5	1-0	-	-	-	-	0-1	-	-	0-1	1-0	-	-	-	-	-	-	-	-	0-1	-	-	-	-	1-0	-	2-0	13-0	18-3	
6	-	-	-	-	0-1	-	1-0	1-0	-	0-1	-	-	-	-	-	-	0-1	1-0	-	-	-	-	-	-	-	2-0	9-2	14-5	
7	-	-	-	0-1	-	-	-	-	-	-	1-0	-	-	0-1	-	-	-	-	1-0	-	-	-	-	-	-	-	7-2	9-4	
8	-	-	-	-	-	-	-	-	1-0	-	-	-	1-0	-	1-0	-	-	-	-	-	-	-	1-0	-	0-1	-	2-3	13-0	19-4
9	-	-	-	-	-	-	-	-	-	-	-	-	-	-	-	-	-	-	-	-	-	-	-	-	-	-	9-2	9-2	
10	-	-	-	-	-	-	-	-	0-1	-	-	-	-	0-1	-	-	-	-	-	-	-	-	-	-	-	3-4	15-3	18-9	
11	1-0	-	-	-	-	-	1-0	-	0-1	-	-	-	1-0	-	-	-	0-1	-	-	-	-	2-0	-	-	-	-	6-1	11-3	
12	-	0-1	-	-	1-0	-	-	-	-	-	-	-	-	1-0	-	1-0	-	-	-	-	-	-	-	-	-	2-0	5-1	10-2	
13	-	-	-	-	-	-	-	-	-	-	-	-	-	-	-	0-1	0-1	-	-	-	-	-	-	-	-	1-0	8-2	9-4	
14	-	-	0-1	-	-	-	-	-	-	-	-	-	-	-	-	-	-	-	-	-	-	-	-	-	-	1-1	9-1	10-3	
15	-	-	-	-	-	-	-	-	-	-	-	1-0	-	-	-	-	1-0	-	-	-	-	-	-	-	-	1-0	7-0	10-0	
16	-	-	-	-	-	-	-	-	-	-	-	-	-	-	-	1-0	-	-	-	-	0-1	-	-	-	-	2-0	6-1	9-2	
17	-	-	-	-	-	-	-	-	-	-	-	-	-	-	-	-	-	-	-	-	-	1-1	-	-	-	-	4-2	5-3	
18	-	-	-	-	-	-	-	-	-	-	-	-	-	-	-	-	-	-	-	-	-	1-0	0-1	-	-	-	3-2	9-1	13-4
19	-	-	1-0	1-0	-	-	-	-	1-0	-	-	-	-	-	-	-	-	-	-	-	-	-	-	-	-	1-1	5-0	9-1	
20	-	-	-	0-1	-	-	0-1	-	-	-	-	-	-	-	-	-	-	-	-	-	1-0	-	-	-	-	-	4-2	5-4	
21	-	-	-	-	-	-	-	-	-	-	-	-	-	-	-	-	-	-	-	-	-	-	-	-	-	2-0	2-1	4-1	
22	-	-	-	-	-	-	-	-	-	-	-	-	1-0	-	-	-	-	-	-	-	-	-	-	-	-	1-0	5-1	7-1	
23	-	-	-	-	-	-	-	-	-	-	-	-	-	-	-	-	-	-	-	-	-	-	-	-	-	0-1	3-0	3-1	
24	-	-	-	-	-	-	-	-	-	-	-	-	-	-	0-1	-	-	-	-	-	-	-	-	-	-	-	0-1	0-2	
25	0-1	-	-	-	-	-	0-1	-	-	-	-	-	-	-	-	-	-	-	-	-	-	-	-	-	-	-	1-1	1-3	
RV	0-1	1-0	-	-	1-0	-	2-1	-	0-1	0-1	-	1-0	1-0	-	-	-	0-1	-	-	-	-	-	-	-	-	-	-	-	
NR	-	-	-	0-1	1-0	-	-	-	0-1	-	1-1	-	-	-	-	1-0	-	0-1	1-0	-	-	0-1	-	-	-	-	-	-	
TOTAL	3-2	1-4	1-2	3-4	6-1	2-2	4-4	3-1	3-6	1-2	2-2	4-0	5-0	2-2	2-1	4-2	3-1	2-4	3-2	1-1	4-1	5-1	1-2	1-1	1-0	Total	333-81	68-48	



NOTES

Bradshaw, Edwards, Sheppard and Wagner were all tabbed to the 2023 McDonald's All American Game on Jan. 24. UK has now had 44 "burger boys" sign out of high school with John Calipari. All-time UK has amassed 76 McDonald's All Americans.

In every season but two of the Calipari era, the Wildcats have signed a top-three recruiting class according to the Recruiting Services Consensus Index, which tallies major recruiting rankings and plugs them into a formula to calculate a consensus ranking. With the additions, Kentucky has signed 71 top-50 recruits, 56 top-25 players and 31 top-10 players (according to Rivals) in what will now be Calipari's 15 recruiting classes at Kentucky.

- **Aaron Bradshaw (Roselle, N.J.):** Forward | 7-0, 210 pounds | No. 4 overall by 247Sports, No. 5 by ESPN and No. 8 by Rivals | Averaged 8.9 points, 7.4 rebounds and 3.2 blocks per game as a junior while helping Camden to the NJSIAA Group 2 state championship | Played for NJ Scholars on the EYBL circuit last summer, averaging 12.7 points, 7.3 rebounds and 2.0 blocks | Tallied three double-doubles during Peach Jam in July
- **Robert Dillingham (Hickory, N.C.):** Guard | 6-2, 160 pounds | No. 6 overall by Rivals, No. 8 by ESPN and No. 13 by 247Sports | Averaged 21.2 points, 4.9 rebounds and 2.1 steals per game as a sophomore at Combine Academy, leading the team to a 29-3 record and a non-association state title | Joined Overtime Elite in November | Charlotte Observer High School Basketball Player of the Year in 2020-21 | 2021 FIBA Americas U16 Championship MVP, averaging 15.7 points and 6.2 assists in more than 20 minutes per game
- **Justin Edwards (Philadelphia):** Guard | 6-8, 190 pounds | No. 2 overall by Rivals and ESPN

and No. 3 by 247Sports | Led Imhotep Charter to the Class 5A state title as a junior last season, averaging 18.3 points and 8.3 rebounds per game | Helped Team Final advance to Peach Jam quarterfinals after shooting 39.5% from deep while averaging 15.3 points and 7.0 rebounds per game

- **Reed Sheppard (London, Ky.):** Guard | 6-3, 180 pounds | No. 22 overall by Rivals, No. 26 by ESPN and No. 44 by 247Sports | Led North Laurel to the state Sweet 16, averaging 25.2 points, 7.6 assists, 6.8 rebounds and 4.4 steals per game as a junior | 2022 Kentucky Gatorade Player of the Year | Both parents, Jeff and Stacey, played basketball at Kentucky | Jeff was a member of 1996 and 1998 national championship teams, earning Final Four MVP in 1998, while Stacey still sits as the Wildcats' No. 14 all-time scorer
- **D.J. Wagner (Camden, N.J.):** Guard | 6-3, 175 pounds | No. 1 overall by ESPN, No. 2 by 247Sports and No. 3 by Rivals | Averaged 19.6 points, 4.3 rebounds, 3.3 assists and 3.1 steals per contest as a junior, helping Camden to the NJSIAA Group 2 state championship | Named 2021 and 2022 New Jersey Gatorade Player of the Year | Son of former Memphis and NBA guard Dajuan Wagner and grandson of former Louisville and professional guard Milt Wagner

Five Players on National Watch Lists

Five Wildcats -- Chris Livingston, Antonio Reeves, Oscar Tshiebwe, Cason Wallace and Sahvir Wheeler -- are on major national watch lists to begin the season.

Reeves and Wallace are two of 20 players on the preseason watch list for the Jerry West

All-Time Winningest Schools

SCHOOL	WINS
1. Kansas	2,374
2. Kentucky	2,367
3. North Carolina	2,338
4. Duke	2,261
5. Temple	1,976
6. UCLA	1,972
7. Syracuse	1,969
8. Notre Dame	1,949
9. St. John's	1,917
10. Indiana	1,906

*through games on Jan. 28

UK Leaders in Career Rebounds

Player (Years played)	Rebounds
1. Dan Issel (1968-70)	1,078
2. Frank Ramsey (1951-54)	1,038

11. Winston Bennett (1984-88)	799
12. Jack Givens (1975-78)	793
13. Patrick Patterson (2008-10)	791
14. Jamaal Magloire (1997-2000)	789
T15. Ed Beck (1955-58)	783
Jim Andrews (1970-73)	783
17. Jared Prickett (1993-97)	777
18. Oscar Tshiebwe (2022-23)	775

UK Leaders in Career Assists

Player (Years played)	Assists
1. Dirk Minniefield (1980-83)	646
2. Anthony Epps (1994-97)	544

10. Tyler Ulis (2015-16)	381
11. Saul Smith (1998-2001)	364
12. Ashton Hagans (2019-20)	351
13. John Pelphrey (1988-92)	327
14. Larry Johnson (1974-77)	319
15. Ramel Bradley (2005-08)	316
16. Keith Bogans (2000-03)	314
17. Sahvir Wheeler (2022-23)	312

Lineup Comparison

Most Frequent Lineups	Total Minutes	Points For	Points Against	+/-	+/- Per 40 Min.
Toppin, Wallace, Reeves, Wheeler, Tshiebwe	120:19	231	213	+18	+5.98
Toppin, Fredrick, Wallace, Reeves, Tshiebwe	75:18	183	108	+75	+39.84
Toppin, Wallace, Livingston, Wheeler, Tshiebwe	53:42	83	86	-3	-2.23
Toppin, Fredrick, Wallace, Livingston, Tshiebwe	51:36	80	92	-12	-9.30
Toppin, Fredrick, Wallace, Livingston, Ware	38:03	65	44	+21	+22.08
Toppin, Fredrick, Wallace, Wheeler, Tshiebwe	34:56	61	55	+6	+6.87
Wallace, Livingston, Ware, Wheeler, Tshiebwe	26:23	53	53	+0	+0.00
Wallace, Reeves, Wheeler, Collins, Tshiebwe	22:56	46	39	+7	+12.21
Toppin, Fredrick, Reeves, Wheeler, Tshiebwe	18:27	36	24	+12	+26.02
Fredrick, Reeves, Wheeler, Collins, Tshiebwe	18:16	40	24	+16	+35.04

Efficiency Stats

#	Player	Min	AST%	EFG%	TS%	Usg%	DRB%	ORB%	TRB%
14	Brennan Canada	6	0.0	.500	.500	25.1	19.8	0.0	9.7
04	Daimion Collins	137	2.3	.321	.360	16.9	19.1	7.4	13.1
01	CJ Fredrick	434	12.3	.500	.535	16.4	3.3	1.6	2.4
21	Walker Horn	6	24.1	.000	.000	33.5	19.8	0.0	9.7
24	Chris Livingston	341	5.1	.489	.541	17.9	15.0	4.7	9.7
33	Ugonna Onyenso	109	3.5	.562	.570	18.0	26.1	18.7	22.3
12	Antonio Reeves	514	9.8	.521	.556	26.1	7.9	2.4	5.1
03	Adou Thiero	95	6.5	.385	.574	14.2	16.2	7.2	11.6
00	Jacob Toppin	574	13.3	.462	.496	21.8	18.4	7.9	13.0
34	Oscar Tshiebwe	623	9.1	.590	.625	23.2	29.7	18.9	24.2
22	Cason Wallace	651	21.1	.565	.577	18.9	9.8	3.8	6.8
55	Lance Ware	212	11.9	.625	.570	12.7	14.6	9.1	11.8
25	Kareem Watkins	6	24.1	.000	.000	8.4	0.0	0.0	0.0
02	Sahvir Wheeler	542	33.3	.465	.477	18.0	8.3	0.8	4.5



NOTES

Award (best shooting guard), while Livingston is on the Julius Erving Award list (best small forward), Tshiebwe is looking to repeat as a winner for the Kareem Abdul-Jabbar honor (best center) and Wheeler was picked as a Bob Cousy Award (best point guard) early-season favorite.

- Tshiebwe has been a unanimous selection to preseason All-America teams
- Tshiebwe and Wheeler were selected to the Naismith Trophy Player of the Year watch list, while Tshiebwe also was named to the NABC Player of the Year Award watch list
- Tshiebwe has now been named to the midseason watch list for the Wooden Award and the Oscar Robertson Trophy
- Tshiebwe has also been named to the midseason Naismith Defensive Player of the Year watch list
- In its history, Kentucky's Malik Monk (2017) won the West Award, Tyler Ulis (2016) captured the Cousy Award and Tshiebwe (2022) was tabbed the Abdul-Jabbar winner
- Wheeler was a finalist for the Cousy Award in 2021-22

Cats Give Back

As part of the University of Kentucky's commitment to the people of the Commonwealth and Big Blue Nation around the globe, the Wildcats continue to give back to those in need.

- Dating back to his time at Memphis, John Calipari has worked with local businesses to partner and help families (usually around 10-12 families) in need for the holidays. Families are identified by local leaders and are uplifted with gifts, gift cards, food for the holidays and even rent checks. UK players helped host a reception with a holiday meal and Christmas carols sung on Dec. 18 to continue Calipari's tradition
- Kentucky spent Thanksgiving serving lunch to people in need alongside the Salvation Army
- All ticket revenue from the Cats' annual Blue-White Game, more than \$160,000, went to Team Eastern Kentucky Flood Relief for those impacted by the devastating floods this summer. The team also participated in multiple community service activities in the area prior to the exhibition held in Pikeville, Kentucky
- Kentucky's men's and women's basketball team partnered with the Mamba and Mambacita Foundation to host a youth skills academy for underprivileged local boys and girls
- In partnership with Samaritan's Feet, coach John Calipari and several other Kentucky coaches handed out 10,000 pairs of shoes in eastern Kentucky in August. The Cats also spent a morning with the organization on their trip to the Bahamas, washing feet and delivering shoes to those in need
- In August, Kentucky's open practice in conjunction with a telethon hosted by Joe and Kelly Craft, LEX 18, the American Red Cross and Rupp Arena for Kentucky Flood Relief, raised more than \$2 million for flood relief
- Calipari and the Wildcats traveled to five cities throughout the state this summer in conjunction with Kroger to raise funds for Kentuckians affected by the tornadoes that ravaged the state in December of 2021

Big-Game Cal, Cats

- Some notes about Cal's teams against the best of the best:
- Not only does Kentucky own a 68-48 record (58.6%) vs. Associated Press Top 25 teams under John Calipari, UK is 7-5 when both teams are ranked in the AP top five
 - All-time, Calipari is 13-9 when both teams are ranked in the AP top five
 - When both teams are ranked in the AP Top 25, Calipari's all-time record is 89-66, including a 58-38 mark at Kentucky
 - When both are ranked in the top 10 he has a 27-22 record, including 16-15 at UK
 - By defeating top-ranked Michigan State to start the 2019-20 season, UK knocked off the No. 1 team in consecutive seasons for the first time in school history. Kentucky downed Tennessee on Feb. 19, 2019
 - With the win over MSU to begin 2019-20, the Wildcats have nine victories over the No. 1 team in 25 tries in program history
 - Calipari improved to 6-4 vs. the No. 1 team in his career with the win vs. Michigan State, including 3-2 at Kentucky. According to ESPN, Calipari is the only coach with a winning (.600) percentage against No. 1 ranked teams with a minimum of 10 games faced

against the No. 1

Taking Care of Business

Kentucky's 68-48 record vs. opponents ranked in the Associated Press Top 25 in John Calipari's tenure is impressive, but the Wildcats' ability to beat all-comers can't be overlooked. Under Calipari, UK is 311-60 vs. unranked competition, 83.8%.

#OscarWorthy: National Player of the Year Returns for Encore

Oscar Tshiebwe achieved something no player in Kentucky basketball history had ever done before. He was voted as the unanimous National Player of the Year in 2021-22, winning all six major honors: The Sporting News, The Associated Press, USBWA Oscar Robertson Award, NABC, Wooden Award and the Naismith Award. More on Tshiebwe's record-setting 2021-22 campaign:

- Unanimous First-Team All-America selection
- Southeastern Conference Player of the Year
- First-team All-SEC (coaches and media)
- SEC All-Defensive Team (coaches)
- UK single-season record 28 double-doubles
- Team-high 17.4 points and nation-leading 15.1 rebounds per game
- Five games with 20 or more rebounds
- Had 515 boards, the third-most in UK single-season history
- Became the first major-conference player since Bill Walton in 1973 to average at least 15 points and at least 15 rebounds
- Set a Rupp Arena record with 28 rebounds against Western Kentucky
- Became a 1,000-point collegiate scorer

UK Leads with 27 on NBA Opening-Day Rosters

Kentucky men's basketball's ability to develop and prepare players for the next step continues to manifest itself as 27 former Wildcat student-athletes appeared on NBA opening-day rosters. Kentucky led the nation for the 11th consecutive season with the most alumni on opening-day rosters.

- The total of 27 players on NBA opening-day rosters (including two-way and inactive players) that played and finished their college basketball careers at Kentucky is more than any other college program in the country. Duke, with 24, is the only other school with more than 20 players in the NBA.
- Of the 17 NBA franchises featuring a Wildcat, eight have multiple Kentucky players. Detroit and Sacramento each have a trio of Wildcats on their roster while the Clippers, Lakers, Heat, Knicks, Hornets and Trail Blazers each have two.
- In 13 seasons under head coach John Calipari, 45 players have been selected in the NBA Draft, including 34 first-round selections and three No. 1 overall picks (Anthony Davis, Karl-Anthony Towns and John Wall)
- Calipari has a streak of 15 consecutive drafts with a first-round pick dating back to his time at Memphis
- Calipari is one of only two coaches in the history of the sport to have four players drafted No. 1 overall (Derrick Rose – 2008, Wall – 2010, Davis – 2012, Towns – 2015)
- Using figures compiled by basketball-reference.com and spotrac.com, Calipari-coached players have amassed more than \$3.5 billion in career NBA contracts
- In the 13 seasons Calipari has been the head coach at Kentucky, his players have totaled nearly \$3 billion in NBA contracts. In the 2022-23 season alone, former UK players are slated to make nearly \$330 million

Tshiebwe UK Double-Doubles

Game	Points	Rebounds
at Vanderbilt (1/24/23)	15	13
GEORGIA (1/17/23)	37	24
at Tennessee (1/14/23)	15	13
SOUTH CAROLINA (1/10/23)	19	12
LSU (1/3/23)	19	16
LOUISVILLE (12/31/22)	24	14
at Missouri (12/28/22)	23	19
YALE (12/10/22)	28	12
vs. Michigan (12/4/22)	13	14
NORTH FLORIDA (11/23/22)	16	15
at Gonzaga (11/20/22)	20	15
vs. Michigan State (11/15/22)	22	18
vs. Saint Peter's (3/17/22)	30	16
vs. Tennessee (3/12/22)	13	11
vs. Vanderbilt (3/11/22)	12	14
at Florida (3/5/22)	27	14
OLE MISS (3/1/22)	18	15
at Arkansas (2/26/22)	30	18
LSU (2/23/22)	17	16
ALABAMA (2/19/22)	21	14
at Tennessee (2/15/22)	13	15
FLORIDA (2/12/22)	27	19
at South Carolina (2/8/22)	18	14
at Alabama (2/5/22)	10	15
VANDERBILT (2/2/22)	11	17
at Kansas (1/29/22)	17	14
MISSISSIPPI STATE (1/25/22)	21	22
at Auburn (1/22/22)	16	14
at Vanderbilt (1/11/22)	30	13
GEORGIA (1/8/22)	29	17
MISSOURI (12/29/21)	13	20
WKU (12/22/21)	14	28
vs. North Carolina (12/18/21)	16	12
SOUTHERN (12/7/21)	23	11
CENTRAL MICHIGAN (11/29/21)	20	16
NORTH FLORIDA (11/26/21)	12	16
ALBANY (11/22/21)	12	14
MOUNT ST. MARY'S (11/16/21)	24	16
ROBERT MORRIS (11/12/21)	14	20
vs. Duke (11/9/21)	17	20



LAST TIME OUT

Official Basketball Box Score - Final															Game Time: 6:00 PM Game Duration: 2:05 Attendance: 20,418			
Kansas at Kentucky															Officials: Terry Ogburn, Pat Adams, Steven Anderson			
Kansas - 77															Record: 17-4			
NO.	Name	Min	FG	3P	FT	Rebounds	Fouls	TP	AS	TO	ST	Blocks	PF	PTS				
			M/A	M/A	M/A	off	tot					BS	BA					
10	Jalen Wilson	F 38:43	9-18	2-3	2-2	1	7	8	1	4	22	2	1	2	0	1	5	
24	KJ Adams, Jr.	F 24:36	8-10	0-0	0-0	1	1	2	4	2	17	3	1	2	0	0	6	
3	Dajuan Harris	G 37:24	3-8	2-4	0	1	1	2	0	0	8	2	0	0	0	0	8	
4	Grady Dick	G 33:10	4-11	1-5	4-4	0	5	5	2	4	13	2	3	2	0	1	10	
15	Kevin McCullar	G 33:56	4-10	1-2	2-3	3	9	12	3	4	11	2	2	2	1	1	10	
1	Joseph Yesufu	02:52	0-1	0-1	0-0	0	0	0	0	0	0	0	0	0	0	0	-2	
35	Zuby Esitor	03:38	1-1	0-0	0-1	0	1	1	2	0	2	0	0	0	0	0	-3	
0	Bobby Pettiford	06:56	0-0	0-0	0-0	0	0	0	1	0	0	1	1	0	0	0	0	
23	Ernest Udeh Jr.	11:46	2-2	0-0	0-0	2	2	2	2	0	4	0	1	0	1	0	6	
11	MJ Rice	04:59	0-2	0-1	0-0	0	0	0	1	0	0	0	0	0	1	0	4	
Team			2-1			3			0			0			0			
Totals			31-63	6-16	9-10	8	28	34	18	14	77	18	10	9	2	3	9	9
Technical Fouls: NONE															Shooting By Period			
Kentucky - 68															1st FG%: 15.0% 48.0%			
Record: 14-7															2nd FG%: 14.28% 50.0%			
NO. Name															3rd FG%: 4.5% 44.4%			
Min															FT%: 4.5% 80%			
FG															GM FG%: 31.63 49.2%			
3P															3PT%: 6.16 37.5%			
FT															FT%: 9.10 90.0%			
Rebounds															Dead Ball Rebounds: 0			
Fouls																		
TP																		
AS																		
TO																		
ST																		
Blocks																		
PF																		
PTS																		
Team															2-1 3 0 1			
Totals															25-51 2-13 16-23 4 25 29 14 18 68 16 11 7 3 2 9			
Technical Fouls: NONE															Shooting By Period			
1st FG%: 15.0% 48.0%																		
2nd FG%: 14.28% 50.0%																		
3rd FG%: 4.5% 44.4%																		
FT%: 4.5% 80%																		
GM FG%: 31.63 49.2%																		
3PT%: 6.16 37.5%																		
FT%: 9.10 90.0%																		
Dead Ball Rebounds: 0																		
Biggest lead															9 (1st 2:31) 5 (1st 16:03)			
Best Scoring Run															40 38			
Lead Changes															3			
Times Tied															3			
Time with Lead															30:11 08:24			
Points from															Paint 40 38			
Turnovers															10 9			
Fast Breaks															4 10			
Bench															6 12			
Period by Period Scoring															1st 2nd TOT			
KANSAS															41 36 77			
KENTUCKY															34 34 68			

Jacob Toppin following the loss ...

"We took a tough loss, we made a few mistakes down the stretch that cost us the game, but we're still together. We're not going to separate now, we've been through worse, you guys know it. So, we're just going to come back tomorrow, watch film on what we could get better at, and just get ready for our next game."

Kansas 77, Kentucky 68

The eyes of the college basketball world were on Rupp Arena on Saturday night, where the two programs with the most wins in the history of the sport met.

No. 9 Kansas came to Lexington to face the Wildcats in the premier game of the SEC/Big 12 Challenge. And the Jayhawks left with a 77-68 victory.

Oscar Tshiebwe scored 18 points and grabbed nine rebounds for the Cats, while Jacob Toppin and Cason Wallace each had 14. Wallace added six rebounds and five assists. Antonio Reeves was the fourth Cat in double figures, scoring 10 points.

Kentucky (14-7) got off to a fast start in the game, hitting four of its first five shots. In the process, the Cats grabbed a 9-4 advantage.

The Cats would hold the lead for much of the first 10 minutes. However, with UK leading 22-21, Kansas scored five in a row. Kentucky would get back within one on three occasions, the last at 30-29. The Jayhawks would close the half on an 11-5 run and Kansas led 41-34 at the break.

In the second half, Kentucky would try to claw its way back into the game. The Cats cut into the Kansas lead. A 7-2 run, keyed by a Wallace three-pointer, got UK within one, 51-50, with 11:55 to play. However, Kansas got a three from Jalen Wilson and a Grady Dick layup to lead 56-50 and force a UK timeout.

From there, Kentucky would be able to cut the lead to two points on four occasions but could never get over the hump.

Kansas (16-4) was led by Wilson's 22 points. KJ Adams had 17.

Game Notes

- The SEC/Big 12 Challenge concludes this season. UK went 5-4 in the event, including 2-3 vs. Kansas.
- One of the nation's top offensive rebounding teams, Kentucky was limited to four offensive rebounds and the Wildcats were outscored 11-0 on second-chance points.
- Oscar Tshiebwe paced the Wildcats with 18 points and nine rebounds.
- The big man also has been an especially adept passer recently as he continues to receive extra attention. He had four assists tonight, the fifth straight game with three or more.
- Jacob Toppin had 14 points, his fourth straight double-figure game and 12th of the season.
- Cason Wallace had 14 points, his 12th double-figure scoring game of the season.
- He led the Wildcats with five assists, the seventh time this season he has paced the Cats in that category.
- Antonio Reeves came off the bench to score 10 points, his seventh straight double-figure game and his 16th of the season.

2022-23 Top Performances

Category (Individuals)	Kentucky	Opponents
Points	37 by Oscar Tshiebwe vs. GEORGIA (1/17/23)	30 by Kobe Brown at Missouri (12/28/22)
Rebounds	24 by Oscar Tshiebwe vs. GEORGIA (1/17/23)	14 by Julian Strawther at Gonzaga (11/20/22)
Assists	11 by Sahvir Wheeler vs. DUQUESNE (11/11/22)	9 by A.J. Hoggard vs. Michigan State (11/15/22)
Steals	8 by Cason Wallace vs. Michigan State (11/15/22)	6 by Mark Sears at Alabama (1/7/23)
Blocks	4 (3x), last by Oscar Tshiebwe vs. Michigan State (11/15/22)	3 by Hunter Dickinson vs. Michigan (12/4/22)
FG Made	13 by Oscar Tshiebwe vs. YALE (12/10/22)	10 (2x), last by Kobe Brown at Missouri (12/28/22)
FG Attempts	20 by Oscar Tshiebwe vs. GEORGIA (1/17/23)	22 by Hunter Dickinson vs. Michigan (12/4/22)
3-FG Made	6 by Antonio Reeves vs. HOWARD (11/7/22)	6 by Meechie Johnson vs. South Carolina (1/10/23)
3-FG Attempted	13 by Cason Wallace at Missouri (12/28/22)	13 by Adam Miller vs. LSU (1/3/23)
FT Made	13 by Oscar Tshiebwe vs. GEORGIA (1/17/23)	8 by El Ellis vs. Louisville (12/31/22)
FT Attempted	18 by Oscar Tshiebwe vs. GEORGIA (1/17/23)	10 by El Ellis vs. Louisville (12/31/22)
Category (Team)	Kentucky	Opponents
Points	106, vs. SOUTH CAROLINA STATE (11/17/22)	89, at Missouri (12/28/22)
Rebounds	50, vs. NORTH FLORIDA (11/23/22)	45, vs. Michigan State (11/15/22)
Assists	25, vs. SOUTH CAROLINA STATE (11/17/22)	19, vs. Michigan State (11/15/22)
Steals	12, vs. Michigan State (11/15/22)	11, vs. UCLA (12/17/22)
Blocks	11, vs. DUQUESNE (11/11/22)	6 at Alabama (1/7/23)
FG Made	39, vs. SOUTH CAROLINA STATE (11/17/22)	31, (2x) last by KANSAS (1/28/23)
FG Attempts	73, (2x) last at Alabama (1/7/23)	69, vs. Michigan State (11/15/22)
3-FG Made	13, vs. FLORIDA A&M (12/21/22)	11 (2x), last vs. South Carolina (1/10/23)
3-FG Attempted	32, TEXAS A&M (1/21/23)	28, vs. BELLARMINE (11/29/22)
FT Made	23, vs. GEORGIA (1/17/23)	23 (2x), last at Missouri (12/28/22)
FT Attempted	30, vs. GEORGIA (1/17/23)	28, at Missouri (12/28/22)

KENTUCKY BY THE NUMBERS

Date	Opponent	Result	Points	Rebounds	Assists	Steals	Blocks
N. 7	HOWARD	W, 95-63	Reeves - 22 [^]	Toppin - 11 [^]	Wallace - 9 [^]	Ware - 4 [^]	Onyenso - 4 [^]
N. 11	DUQUESNE ¹	W, 77-52	Reeves - 18 [^]	Onyenso - 10 [^]	Wheeler - 11 [^]	Three players - 2	Ware - 4 [^]
N. 15	vs. Michigan State ²	L, 86-77 ^{20T}	Tshiebwe - 22	Tshiebwe - 18 [^]	Wheeler - 8	Wallace - 8 [^]	Tshiebwe - 4 [^]
N. 17	S. CAROLINA STATE ¹	W, 106-63	Fredrick - 17 [^]	Toppin - 9 [^]	Wheeler - 10 [^]	Fredrick - 4 [^]	Onyenso - 3 [^]
N. 20	at Gonzaga	L, 88-72	Tshiebwe - 20	Tshiebwe - 15 [^]	Wheeler - 4 [^]	Wallace - 4 [^]	n/a
N. 23	NORTH FLORIDA ¹	W, 96-56	Two players - 20 [^]	Tshiebwe - 15 [^]	Wallace - 6 [^]	Tshiebwe - 3 [^]	Onyenso - 3 [^]
N. 29	BELLARMINE	W, 60-41	Reeves - 18 [^]	Tshiebwe - 12 [^]	Wheeler - 6 [^]	Two players - 2 [^]	Tshiebwe - 3 [^]
D. 4	vs. Michigan ³	W, 73-69	Two players - 14	Tshiebwe - 14 [^]	Wheeler - 7 [^]	Three players - 1	Onyenso - 2
D. 10	YALE	W, 69-59	Tshiebwe - 28 [^]	Tshiebwe - 12 [^]	Toppin - 4 [^]	Two players - 2 [^]	Tshiebwe - 2 [^]
D. 17	vs. UCLA ⁴	L, 63-53	Livingston - 14	Tshiebwe - 16 [^]	Wheeler - 6 [^]	Two players - 2	Tshiebwe - 3 [^]
D. 21	FLORIDA A&M ⁵	W, 88-68	Wallace - 27 [^]	Tshiebwe - 8 [^]	Wallace - 9 [^]	Wallace - 4 [^]	Toppin - 1 [^]
D. 28	at Missouri [*]	L, 89-75	Tshiebwe - 23	Tshiebwe - 19 [^]	Wheeler - 8 [^]	Two players - 2 [^]	Wallace - 1
D. 31	LOUISVILLE	W, 86-63	Two players - 24 [^]	Tshiebwe - 14 [^]	Wheeler - 9 [^]	Three players - 2	Reeves - 1 [^]
J. 3	LSU [*]	W, 74-71	Toppin - 21	Tshiebwe - 16 [^]	Wheeler - 9 [^]	Two players - 1 [^]	Three players - 1 [^]
J. 7	at Alabama [*]	L, 78-52	Reeves - 20 [^]	Two players - 6	Two players - 3	Four players - 1	Toppin - 2 [^]
J. 10	SOUTH CAROLINA [*]	L, 71-68	Tshiebwe - 19	Tshiebwe - 12 [^]	Wheeler - 3	Tshiebwe - 3 [^]	Collins - 3 [^]
J. 14	at Tennessee [*]	W, 63-56	Reeves - 18	Tshiebwe - 13 [^]	Wallace - 6	Two players - 2	Livingston - 1 [^]
J. 17	GEORGIA [*]	W, 85-71	Tshiebwe - 37 [^]	Tshiebwe - 24 [^]	Toppin - 4 [^]	Tshiebwe - 3 [^]	Toppin - 2 [^]
J. 21	TEXAS A&M [*]	W, 76-67	Reeves - 23 [^]	Tshiebwe - 17 [^]	Wallace - 4	Two players - 2	Wallace - 2 [^]
J. 24	at Vanderbilt [*]	W, 69-53	Reeves - 16 [^]	Tshiebwe - 13 [^]	Two players - 5 [^]	Four players - 1	Toppin - 2 [^]
J. 28	KANSAS ⁶	L, 77-68	Tshiebwe - 18	Tshiebwe - 9	Wallace - 5	Wallace - 5 [^]	Three players - 1 [^]
J. 31	at Ole Miss [*]						
F. 4	FLORIDA [*]						
F. 7	ARKANSAS [*]						
F. 11	at Georgia [*]						
F. 15	at Mississippi State [*]						
F. 18	TENNESSEE [*]						
F. 22	at Florida [*]						
F. 25	AUBURN [*]						
M. 1	VANDERBILT [*]						
M. 4	at Arkansas [*]						

All home games in **BOLD CAPS**

*SEC game, ^game high

- 1 - Tribute Classic (Rupp Arena | Lexington, Ky.)
- 2 - Champions Classic (Gainbridge Fieldhouse | Indianapolis)
- 3 - Basketball Hall of Fame Showcase (O2 Arena | London)
- 4 - CBS Sports Classic (Madison Square Garden | New York)
- 5 - Unity Series (Rupp Arena | Lexington, Ky.)
- 6 - SEC/Big 12 Challenge (Rupp Arena | Lexington, Ky.)

Times Led

Reeves - 8
Tshiebwe - 8
Toppin - 4
Wallace - 2
Fredrick - 1
Livingston - 1

Times Led

Tshiebwe - 18
Toppin - 3
Onyenso - 1

Times Led

Wheeler - 13
Wallace - 7
Toppin - 2
Fredrick - 1

Times Led

Wallace - 13
Tshiebwe - 11
Wheeler - 6
Toppin - 3
Fredrick - 3
Thiero - 2
Collins - 1
Ware - 1

Times Led

Tshiebwe - 6
Onyenso - 4
Toppin - 4
Wallace - 4
Collins - 2
Livingston - 2
Reeves - 1
Ware - 1

Comparing the Calipari Era

A look at the statistics throughout the John Calipari era through 21 games ...

Year	FG%	Opp. FG%	3-Pt. FG%	FT%	RPG	Assists	TOs.	Blocks	Steals	Points	PPG	Record
2022-23	.459	.426	.362	.681	38.9	342	243	88	144	1,582	75.3	14-7
2021-22	.497	.407	.349	.733	41.6	357	251	98	146	1,725	82.1	17-4
2020-21	.415	.405	.332	.733	39.1	255	305	131	134	1,467	69.9	8-13
2019-20	.460	.387	.326	.777	38.0	299	273	108	106	1,575	75.0	16-5
2018-19	.481	.407	.357	.752	38.7	302	277	111	140	1,663	79.2	18-3
2017-18	.477	.402	.350	.689	39.3	298	298	114	125	1,624	77.3	16-5
2016-17	.495	.421	.355	.688	40.6	370	247	127	132	1,918	91.3	17-4
2015-16	.474	.404	.320	.667	39.4	287	261	122	137	1,642	78.2	16-5
2014-15	.461	.326	.361	.690	39.2	320	233	157	158	1,556	74.1	21-0
2013-14	.474	.399	.333	.676	41.8	258	260	140	99	1,679	80.0	16-5
2012-13	.486	.380	.360	.645	39.3	313	277	163	140	1,600	76.2	15-6
2011-12	.483	.362	.371	.712	40.1	280	271	196	141	1,647	78.4	20-1
2010-11	.459	.381	.399	.699	39.5	273	239	141	124	1,628	77.5	16-5
2009-10	.491	.382	.385	.684	42.0	334	319	149	156	1,727	82.2	20-1



THE LAST TIME UK ...

1/10/23-1/24/23
10+ rebs in 10 consecutive games: Oscar Tshiebwe (6), 11/20/22-12/17/22
10+ rebs in 15 consecutive games: Oscar Tshiebwe (22), 1/4/22-11/15/22
10+ rebs in 20 consecutive games: Oscar Tshiebwe (22), 1/4/22-11/15/22
10+ rebs in 25 consecutive games: Never
Two players had 10 rebounds: Oscar Tshiebwe (13), Jacob Toppin (10) at Vanderbilt, 1/24/23
Three players had 10 rebounds: Oscar Tshiebwe (15), Jacob Toppin (10), Ugonna Onyenso (10) vs. NORTH FLORIDA, 11/23/22

ASSISTS

6 assists: Sahvir Wheeler (9) vs. LSU, 1/3/23
7 assists: Sahvir Wheeler (9) vs. LSU, 1/3/23
8 assists: Sahvir Wheeler (9) vs. LSU, 1/3/23
9 assists: Sahvir Wheeler (9) vs. LSU, 1/3/23
10 assists: Sahvir Wheeler (10) vs. S. CAROLINA ST., 11/17/22
11 assists: Sahvir Wheeler (11) vs. DUQUESNE, 11/11/22
12 assists: TyTy Washington Jr. (17) vs. GEORGIA, 1/8/22
13 assists: TyTy Washington Jr. (17) vs. GEORGIA, 1/8/22
14 assists: TyTy Washington Jr. (17) vs. GEORGIA, 1/8/22
15 assists: TyTy Washington Jr. (17) vs. GEORGIA, 1/8/22
16 assists: TyTy Washington Jr. (17) vs. GEORGIA, 1/8/22
17 assists: TyTy Washington Jr. (17) vs. GEORGIA, 1/8/22
18 assists: Never
5+ assists in four consecutive games: Sahvir Wheeler (5), 12/17/22-1/3/23
8+ assists in two consecutive games: Sahvir Wheeler (3), 12/28/22-1/3/23

BLOCKS

4 blocks: Oscar Tshiebwe (4) vs. Michigan State, 11/15/22
5 blocks: Oscar Tshiebwe (5) vs. Vanderbilt, 3/11/22
6 blocks: Isaiah Jackson (7) vs. ALABAMA, 1/12/21
7 blocks: Isaiah Jackson (7) vs. ALABAMA, 1/12/21
8 blocks: Isaiah Jackson (8) vs. Kansas, 12/1/20
9 blocks: Willie Cauley-Stein (9) vs. BOISE STATE, 12/10/13
10 blocks: Nerlens Noel (12) at Ole Miss, 1/29/13
11 blocks: Nerlens Noel (12) at Ole Miss, 1/29/13
12 blocks: Nerlens Noel (12) at Ole Miss, 1/29/13
13 blocks: Never

STEALS

4 steals: Cason Wallace (5) vs. KANSAS, 1/28/23
5 steals: Cason Wallace (5) vs. KANSAS, 1/28/23
6 steals: Cason Wallace (8) vs. Michigan State, 11/15/22
7 steals: Cason Wallace (8) vs. Michigan State, 11/15/22
8 steals: Cason Wallace (8) vs. Michigan State, 11/15/22
9 steals: Never
3+ steals in five consecutive games: Ashton Hagans (7), 12/22/18 - 1/19/19
3+ steals in 10 consecutive games: Never

MINUTES

Played every minute: Oscar Tshiebwe (40); Sahvir Wheeler (40) vs. SOUTH CAROLINA, 1/10/23
Played 40+ minutes: Cason Wallace (44) and Sahvir Wheeler (40) vs. Michigan State (11/15/22)
Played more than 50 minutes: Patrick Patterson (50) vs. VANDERBILT, 1/12/08

FOULS

Fouled out: Sahvir Wheeler at Missouri, 12/28/22
Two players fouled out: Isaiah Jackson and Davion Mintz at Vanderbilt, 2/17/21
Three players fouled out: Terrence Clarke, Isaiah Jackson, Olivier Sarr, Lance Ware vs. North Carolina, 12/19/20
Four players fouled out: Terrence Clarke, Isaiah Jackson, Olivier Sarr, Lance Ware vs. North Carolina, 12/19/20
Technical foul: John Calipari vs. GEORGIA, 1/17/23

TEAM

WINS/LOSSES

Won 10 straight games: 10, 1/8/19-2/9/19
Won 20 straight games: 38, 11/14/14-3/28/15
Won 30 straight games: 38, 11/14/14-3/28/15
Won 40 straight games: Never
Lost consecutive games: 2, 1/7/23-1/10/23
Lost three straight games: 4, 1/26/21-2/9/21
Lost four straight games: 4, 1/26/21-2/9/21
Lost five straight games: 6, 11/29/20-12/26/20
Lost six straight games: 6, 11/29/20-12/26/20
Lost 10 straight games: Never

STARTS

Started four freshmen: Devin Askew, Brandon Boston Jr., Terrence Clarke, Isaiah Jackson vs. Georgia Tech, 12/6/20

Started five freshmen: Hamidou Diallo, Shai Gilgeous-Alexander, Kevin Knox, Nick Richards, PJ Washington vs. Kansas State, 3/22/18

SCORING

Scored 90 or more points: 96 vs. NORTH FLORIDA, 11/23/22 (W, 96-56)
Scored 90 or more points (SEC game): 90 vs. ALABAMA, 2/19/22 (W, 90-81)
Scored 100 or more points: 106 vs. SOUTH CAROLINA STATE, 11/15/22 (W, 106-63)
Scored 100 or more points (SEC game): 107 vs. TENNESSEE, 1/15/22 (W, 107-79)
Scored 110 or more points: 115 vs. Arizona State, 11/28/16 (W, 115-69)
Scored 110 or more points (SEC game): 110 vs. AUBURN, 2/21/15 (W, 110-75)
Scored 120 or more points: 120 at Vanderbilt, 2/7/96 (W, 120-81)
Scored 120 or more points (SEC game): 120 at Vanderbilt, 2/7/96 (W, 120-81)
Scored 130 or more points: 143 vs. Georgia, 2/27/56 (W, 143-66)
Scored 140 or more points: 143 vs. Georgia, 2/27/56 (W, 143-66)
Scored 150 or more points: Never
Scored less than 50 points: 48 vs. Vanderbilt, 3/15/13 (L, 64-48)
Scored 100 points in two consecutive games: vs. CLEVELAND STATE (11/23/16), vs. UT MARTIN (11/25/16), vs. Arizona State (11/28/16)
Scored 100 points in three consecutive games: vs. CLEVELAND STATE (11/23/16), vs. UT MARTIN (11/25/16), vs. Arizona State (11/28/16)
Scored 100 points in consecutive SEC games: 2/27/56 - 3/3/56

SHOOTING PERCENTAGES

Shot 70% from the field: .722 (39-54) vs. MISSISSIPPI STATE, 2/15/86
Shot 65% from the field: .679 (38-56) vs. TENNESSEE, 1/15/22
Shot 30% or less from the field: .288 (21-73) at Alabama (1/7/23)
Allowed 50% shooting: .520 (26-50) vs. FLORIDA A&M, 12/21/22
Allowed 60% shooting: .640 (32-50) at Florida, 3/4/07
Allowed 30% or less shooting: .281 (18-64) at Alabama, 2/5/22
Allowed 20% or less shooting: .197 (12-61) vs. MONTANA STATE, 11/23/14

FREE THROWS

Shot 90% or better from FT line: .952 (20-21) vs. TENNESSEE, 1/15/22
Shot 100% from FT Line: 10-10 vs. FLORIDA, 2/22/20
Shot 50% or less from FT line: .500 (7-14) vs. SOUTH CAROLINA, 1/10/23
Attempted 40 FT: 41 (27-41) vs. TENNESSEE STATE, 11/23/18
Attempted five or less FT: 2 (1-2) at Vanderbilt, 1/24/23
Made 30 FT: 31 (31-36) vs. MISSISSIPPI STATE, 2/4/20

3-POINTERS

Hit 0 3-pointers: 0 (0-10) vs. RICHMOND, 11/29/20
Hit 10 3-pointers: 11 (11-32) vs. TEXAS A&M, 1/21/23
Hit 11 3-pointers: 11 (11-32) vs. TEXAS A&M, 1/21/23
Hit 12 3-pointers: 13 (13-23) vs. FLORIDA A&M, 12/21/22
Hit 13 3-pointers: 13 (13-23) vs. FLORIDA A&M, 12/21/22
Hit 14 3-pointers: 14 (14-26) vs. ARKANSAS, 2/9/21
Hit 15 3-pointers: 15 (15-27) vs. GEORGIA, 3/1/12
Hit 16 3-pointers: 16 (16-33) vs. UNC ASHEVILLE, 12/23/96
Hit 17 3-pointers: 20 (20-35) vs. LSU, 3/4/95
Hit 18 3-pointers: 20 (20-35) vs. LSU, 3/4/95
Hit 19 3-pointers: 20 (20-35) vs. LSU, 3/4/95
Hit 20 3-pointers: 20 (20-35) vs. LSU, 3/4/95
Hit 21 3-pointers: 21 (21-48) vs. North Carolina, 12/27/89
Hit 22 3-pointers: Never

SCORING MARGINS

Won game by 50 points or more: 58 vs. MONTANA STATE (W, 86-28), 11/23/14
Won game by 60 points or more: 62 vs. VANDERBILT (W, 106-44), 3/5/03
Won game by 70 points or more: 74 vs. UT MARTIN (W, 124-50), 11/26/94
Lost game by 20 points or more: 26 at ALABAMA (L, 78-52), 1/7/23
Lost game by 30 points or more: 34 vs. Duke (L, 118-84), 11/6/18
Lost game by 40 points or more: 41 at Vanderbilt (L, 93-52), 2/12/08
Lost game by 50 points or more: 55 at Kansas (L, 150-95), 12/9/89

Lost game by 60 points or more: 70 at Central (L, 87-17), 1/28/1910
Lost game by 70 points or more: 70 at Central (L, 87-17), 1/28/1910
Game decided by one point: vs. Mississippi State, 3/11/21 (L, 74-73)
Game decided by two or fewer points: at Arkansas, 2/26/22 (L, 75-73)
Game decided by three or fewer points: vs. SOUTH CAROLINA, 1/10/23 (L, 71-68)
Two consecutive games decided by one point: vs. NORTH CAROLINA (W, 73-72), 12/3/11; at Indiana (L, 73-72), 12/10/11
Three consecutive games decided by one point: Never
Two consecutive games decided by two or fewer points: Arkansas (L, 81-80), 2/9/21; Auburn (W, 82-80), 2/13/21
Three consecutive games decided by three or fewer points: at Auburn (L, 99-97 OT), 2/11/74, vs. TENNESSEE (W, 61-58), 2/16/74 and at Ole Miss (L, 61-60), 2/18/74

COMEBACKS

Came back from 10-point deficit for win: 85-71 vs. GEORGIA (1/17/23); Trailed by 11 at 36-25 (3:39 in 1st)
Came back from 11-point deficit for win: 85-71 vs. GEORGIA (1/17/23); Trailed by 11 at 36-25 (3:39 in 1st)
Came back from 12-point deficit for win: 90-81 vs. ALABAMA (2/19/22); Trailed by 13 at 41-28 (5:35 in 1st)
Came back from 13-point deficit for win: 90-81 vs. ALABAMA (2/19/22); Trailed by 13 at 41-28 (5:35 in 1st)
Came back from 14-point deficit for win: 71-70 at Florida (3/7/20); Trailed by 18 at 59-41 (11:48 in 2nd)
Came back from 15-point deficit for win: 71-70 at Florida (3/7/20); Trailed by 18 at 59-41 (11:48 in 2nd)
Came back from 16-point deficit for win: 71-70 at Florida (3/7/20); Trailed by 18 at 59-41 (11:48 in 2nd)
Came back from 17-point deficit for win: 71-70 at Florida (3/7/20); Trailed by 18 at 59-41 (11:48 in 2nd)
Came back from 18-point deficit for win: 71-70 at Florida (3/7/20); Trailed by 18 at 59-41 (11:48 in 2nd)
Came back from 19-point deficit for win: 73-67 vs. Vanderbilt (2/28/17); Trailed by 19 at 25-6 (8:03 in 1st)
Came back from 20-point deficit for win: 82-79 at Vanderbilt (2/22/97); Trailed by 22 at 40-18 (3:51 in 1st)
Came back from 30-point deficit for win: 99-95 at LSU (2/15/94); Trailed by 31 at 68-37 (15:34 in 2nd)
Came back from 31-point deficit for win: 99-95 at LSU (2/15/94); Trailed by 31 at 68-37 (15:34 in 2nd)

REBOUNDS

Pulled down 50 rebounds: 50 (18-32) vs. NORTH FLORIDA, 11/23/22
Pulled down 55 rebounds: 59 (20-39) vs. Arizona State, 11/28/16
Pulled down 60 rebounds: 62 (19-43) vs. Morehead State, 12/16/95

OVERTIME GAMES

Played an overtime game: vs. Michigan State, 11/15/22 (L, 86-77 OT)
Won an overtime game: MISSISSIPPI STATE, 1/25/22 (W, 82-74 OT)
Lost an overtime game: vs. Michigan State, 11/15/22 (L, 86-77 OT)
Played an SEC overtime game: MISSISSIPPI STATE, 1/25/22 (W, 82-74 OT)
Won an SEC overtime game: MISSISSIPPI STATE, 1/25/22 (W, 82-74 OT)
Lost an SEC overtime game: at Texas A&M, 2/20/16 (L, 79-77 OT)
Played an overtime game in SEC Tournament: vs. Texas A&M, 3/13/16 (W, 82-77 OT)
Won an overtime game in SEC Tournament: vs. Texas A&M, 3/13/16 (W, 82-77 OT)
Played an overtime game in NCAA Tournament: vs. Saint Peter's, 3/17/22 (L, 85-79 OT)
Won an overtime game in NCAA Tournament: vs. St. Bonaventure, 3/16/00 (W, 85-80 OT)
Lost an overtime game in NCAA Tournament: vs. Saint Peter's, 3/17/22 (L, 85-79 OT)
Played two overtimes: vs. Michigan State, 11/15/22 (L, 86-77 OT)
Played three overtimes: vs. TEMPLE 12/7/57 (W, 85-83)
Played four or more overtimes: Never
Played two consecutive overtime games: 1/6/15 vs. OLE MISS (W, 89-86) and 1/10/15 at Texas A&M (70-64)
Played three consecutive overtime games: Never



THE LAST TIME A UK OPPONENT ...

INDIVIDUALS

SCORING

Scored 25 points: Meechie Johnson (26), SOUTH CAROLINA, 1/10/23
Scored 30 points: Kobe Brown (30), at Missouri, 12/28/22
Scored 35 Points: Bubba Parham (35), VMI, 11/21/18
Scored 40 points: Elston Turner (40), TEXAS A&M, 1/12/13
Scored 45 points: David Robinson (45), Navy, 1/25/87
Scored 50 points: Austin Carr (50), Notre Dame, 12/29/79
Scored 60 points: Pete Maravich (64), LSU, 2/21/70
Scored 65 points: Never
Two players had 20 points: Rasir Bolton (24), Drew Timme (22) and Julian Strawther (20), at Gonzaga, 11/20/22
Three players had 20 points: Rasir Bolton (24), Drew Timme (22) and Julian Strawther (20), at Gonzaga, 11/20/22
Two players had 30 points: Ronnie Henderson (36) and Claren Ceasar (32), LSU, 2/15/94
Five players scored in double figures: LSU, 2/18/20

FIELD GOALS

Made 15 FG in a game: David Robinson (17), NAVY, 1/25/87
Made 16 FG in a game: David Robinson (17), NAVY, 1/25/87
Made 17 FG in a game: David Robinson (17), NAVY, 1/25/87
Made 18 FG in a game: Steve Downing (19), Indiana, 12/11/71
Made 19 FG in a game: Steve Downing (19), Indiana, 12/11/71
Made 20 FG in a game: Johnny Neumann (20), Ole Miss, 1/2/71
Made 21 FG in a game: Austin Carr (21), Notre Dame, 12/29/70
Made 22 FG in a game: Austin Carr (22), Notre Dame, 3/12/70
Made 23 FG in a game: Pete Maravich (23), LSU, 2/21/70
Made 24 FG in a game: Never
Attempted 17 FG in a game: Jalen Wilson (18), vs. KANSAS, 1/28/23
Attempted 18 FG in a game: Jalen Wilson (18), vs. KANSAS, 1/28/23
Attempted 19 FG in a game: Jaime Jaquez Jr. (19), UCLA, 12/17/22
Attempted 20 FG in a game: Hunter Dickerson (22), vs. Michigan, 12/4/22
Attempted 25 FG in a game: JD Notae (26), Arkansas, 2/26/22
Attempted 30 FG in a game: Freeman Williams (40), Portland State, 12/16/17
Attempted 35 FG in a game: Freeman Williams (40), PORTLAND STATE, 12/16/77
Attempted 40 FG in a game: Freeman Williams (40), PORTLAND STATE, 12/16/77
Attempted 45 FG in a game: Johnny Neumann (50), Ole Miss, 1/2/71
Attempted 50 FG in a game: Johnny Neumann (50), Ole Miss, 1/2/71
Attempted 53 FG in a game: Pete Maravich (53), LSU, 2/22/69
Attempted 54 FG in a game: Never

3-POINTERS

Made 5 3-pointers in a game: Meechie Johnson (6), SOUTH CAROLINA, 1/10/23
Made 6 3-pointers in a game: Meechie Johnson (6), SOUTH CAROLINA, 1/10/23
Made 7 3-pointers in a game: Keon Ellis (7), ALABAMA, 2/19/22
Made 8 3-pointers in a game: Bubba Parham (10), VMI, 11/18/18
Made 9 3-pointers in a game: Bubba Parham (10), VMI, 11/18/18
Made 10 3-pointers in a game: Bubba Parham (10), VMI, 11/18/18
Made 11 3-pointers in a game: Corey Allmond (11), Sam Houston State, 11/19/2009
Made 12 3-pointers in a game: Never
Attempted 10 3-pointers in a game: Meechie Johnson (10), SOUTH CAROLINA, 1/10/23
Attempted 15 3-pointers in a game: Bubba Parham (16), VMI, 11/18/18
Attempted 16 3-pointers in a game: Bubba Parham (16), VMI, 11/18/18
Attempted 17 3-pointers in a game: Chris Jackson (17), LSU, 2/15/90
Attempted 18 3-pointers in a game: Jeff Boschee (18), Kansas, 3/14/99
Attempted 19 3-pointers in a game: Never

FREE THROWS

Made 10 FT in a game: Xavier Pinson (12), LSU, 2/23/22
Made 11 FT in a game: Xavier Pinson (12), LSU, 2/23/22
Made 12 FT in a game: Xavier Pinson (12), LSU, 2/23/22
Made 13 FT in a game: Samir Doughty (14), Auburn, 2/1/20

Made 14 FT in a game: Samir Doughty (14), Auburn, 2/1/20
Made 15 FT in a game: Brenton Williams (15), South Carolina, 3/1/14
Made 16 FT in a game: Dan Cross (16), FLORIDA, 2/18/95
Made 17 FT in a game: John Mengelt (17), AUBURN, 3/2/70
Made 18 FT in a game: Pete Maravich (18), LSU, 2/21/70
Made 19 FT in a game: Never
Attempted 15 FT in a game: Samir Doughty (15), Auburn, 2/1/20
Attempted 20 FT in a game: Harding McCaleb (25), Louisville, 2/22/1916
Attempted 25 FT in a game: Harding McCaleb (25), Louisville, 2/22/1916
Attempted 26 FT in a game: Never

REBOUNDS

15 Rebs: Dedric Lawson (15), KANSAS, 1/26/19
16 Rebs: Kennedy Meeks (17), North Carolina, 3/26/17
17 Rebs: Kennedy Meeks (17), North Carolina, 3/26/17
18 Rebs: Sean May (19), North Carolina, 12/4/04
19 Rebs: Sean May (19), North Carolina, 12/4/04
20 Rebs: Andrew DeClercq (20), Florida, 1/18/94
25 Rebs: Leon Douglas (25), ALABAMA, 1/20/75
30 Rebs: Kenneth Stanley (30), SOUTHERN CAL, 12/4/61
31 Rebs: Never
Two players had 10 rebounds: Julian Strawther (14) and Anton Watson (10), at Gonzaga, 11/20/22
Three players had 10 rebounds: Craig Victor II (12), Tim Quarterman (10), Ben Simmons (10), LSU, 1/5/16

ASSISTS

10 assists: Tony Trocha-Morelos (10), Texas A&M, 3/4/17
11 assists: Dwyane Wade (11), Marquette, 3/29/03
12 assists: Edgar Padilla (12), UMass, 3/30/96
13 assists: Billy McCaffrey (14), Vanderbilt, 1/13/93
14 assists: Billy McCaffrey (14), Vanderbilt, 1/13/93
15 assists: Eric Richardson (15), Alabama, 2/4/84
16 assists: Never

BLOCKS

5 blocks: Jamarion Sharp (7), WESTERN KENTUCKY, 12/22/21
6 blocks: Jamarion Sharp (7), WESTERN KENTUCKY, 12/22/21
7 blocks: Jamarion Sharp (7), WESTERN KENTUCKY, 12/22/21
8 blocks: Jarvis Varnado (10), Mississippi State, 1/15/08
9 blocks: Jarvis Varnado (10), Mississippi State, 1/15/08
10 blocks: Jarvis Varnado (10), Mississippi State, 1/15/08
11 blocks: Samaki Walker (11), Louisville, 1/1/95
12 blocks: Never

STEALS

5 steals: Mark Sears (6), Alabama, 1/7/23
6 steals: Mark Sears (6), Alabama, 1/7/23
7 steals: Ben Simmons (7), LSU, 3/5/16
8 steals: Never

TEAM

SCORING

Scored 90 or more points: 118, Duke, 11/6/18 (L, 118-84)
Scored 90 or more points (SEC game): 90, Georgia, 3/4/09 (L, 90-85)
Scored 100 or more points: 118, Duke, 11/6/18 (L, 118-84)
Scored 100 or more points (SEC game): 101, Arkansas, 2/10/93 (L, 101-94)
Scored 110 or more points: 118, Duke, 11/6/18 (L, 118-84)
Scored 110 or more points (SEC game): 110, Vanderbilt, 3/4/67 (L, 110-94)
Scored 120 or more points: 121, North Carolina, 12/27/89 (L, 121-110)
Scored 120 or more points (SEC game): Never
Scored 130 or more points: 150, Kansas, 12/9/89 (L, 150-95)
Scored 140 or more points: 150, Kansas, 12/9/89 (L, 150-95)
Scored 150 or more points: 150, Kansas, 12/9/89 (L, 150-95)
Scored 160 or more points: Never
Scored less than 50 points: 41, BELLARMINE, 11/29/22 (W, 60-41)
Scored less than 50 points (SEC game): 48, SOUTH CAROLINA, 2/5/19 (W, 76-48)
Scored less than 40 points: 39, West Virginia, 3/26/15 (W, 78-39)
Scored less than 40 points (SEC game): 37, MISSOURI, 1/13/15 (W, 86-37)
Scored less than 30 points: 28, MONTANA STATE, 11/23/14 (W, 86-28)
Scored less than 30 points (SEC game): 26, GEORGIA TECH, 1/28/46 (W, 86-37)
Scored less than 20 points: 18, WESTERN ONTARIO,

12/10/49 (W, 90-21)
Scored less than 20 points (SEC game): 18, ALABAMA, 2/10/40 (W, 46-18)
Scored less than 10 points: 9, Tulane, 12/21/34 (W, 39-9)
Scored less than 10 points (SEC game): Never

SHOOTING PERCENTAGES

Shot 70% from the field: Never
Shot 60% from the field: .640 (32-50), at Florida, 3/4/07
Shot 50% from the field: .520 (26-50) vs. FLORIDA A&M, 12/21/22
Shot 30% or less from the field: .281 (18-64) at Alabama, 2/5/22
Shot 20% or less from the field: .197 (12-61), MONTANA STATE, 11/23/14
Shot 10% or less from the field: Never (shooting percentages not recorded prior to 1947)

3-Pointers

Made 10 or more 3-pointers: 11 (11-20), vs. SOUTH CAROLINA, 1/10/23
Made 15 or more 3-pointers: 19 (19-38), VMI, 11/18/18
Made 20 or more 3-pointers: Never
Made zero 3-pointers: 0 (0-15), Auburn, 1/19/13
Attempted 30 or more 3-pointers: 40 (14-40), ALABAMA, 2/19/22

FREE THROWS

Shot 90% or better from FT line: 90.0 (9-10), vs. KANSAS, 1/28/23
Shot 100% from FT Line: 16-16, TEXAS A&M, 1/21/23
Shot 50% or less from FT line: .476 (10-21), NORTH FLORIDA, 11/23/22
Attempted 40 FT: 44 (33-44), Auburn, 2/1/20
Attempted five or less FT: 4 (2-4), HIGH POINT, 12/31/21
Made 30 FT: 33 (33-44), Auburn, 2/1/20

REBOUNDS

Pulled down 50 rebounds: 54 (17-37), Florida, 2/4/17
Pulled down 20 offensive rebounds: 23, LSU, 2/18/20



RUPP ARENA AT CENTRAL BANK CENTER

Year-by-Year Records

Season	W-L	Percentage
2022-23	11-2	.846
2021-22	18-0	1.000
2020-21	5-6	.455
2019-20	16-2	.889
2018-19	17-1	.944
2017-18	16-2	.889
2016-17	15-2	.882
2015-16	17-0	1.000
2014-15	19-0	1.000
2013-14	16-2	.889
2012-13	16-2	.889
2011-12	18-0	1.000
2010-11	15-0	1.000
2009-10	18-0	1.000
2008-09	12-6	.667
2007-08	14-4	.778
2006-07	14-2	.875
2005-06	10-5	.667
2004-05	14-1	.933
2003-04	11-2	.846
2002-03	12-1	.923
2001-02	12-3	.800
2000-01	11-1	.917
1999-2000	14-0	1.000
1998-99	12-1	.923
1997-98	9-3	.750
1996-97	12-1	.923
1995-96	13-0	1.000
1994-95	12-1	.923
1993-94	13-1	.929
1992-93	16-0	1.000
1991-92	15-2	.882
1990-91	13-0	1.000
1989-90	13-2	.867
1988-89	8-6	.571
1987-88	14-2	.875
1986-87	13-2	.867
1985-86	18-0	1.000
1984-85	11-3	.786
1983-84	16-0	1.000
1982-83	14-1	.933
1981-82	15-1	.938
1980-81	15-0	1.000
1979-80	12-3	.800
1978-79	11-4	.733
1977-78	16-0	1.000
1976-77	12-2	.857
Total	644-79	.891

Year Opened:	1976
First Game:	Nov. 27, 1976
All-Time Record:	644-79 (89.1%)
Record Under Calipari:	217-19 (91.9%)
Capacity:	20,500
Record Crowd:	24,479 (1/20/10)
Longest Win Streak:	54 (11/9/10-12/1/12)
Current Win Streak:	-

Cats Rock at Rupp

The Wildcats are 644-79 (89.1%) in Rupp Arena. Among the most notable marks of dominance as the nation's toughest venue to play include:

- School record 54-game winning streak to begin the John Calipari era
- Kentucky is 348-47 (88.1%) in regular-season SEC games in Rupp
- The Wildcats set a program home record of 19 wins in 2014-15
- UK has gone undefeated at home in six of Calipari's 13 full seasons
- Kentucky has a perfect mark in 14 of Rupp Arena's 46 seasons

600 Wins at Rupp in Record Time

With a victory over Fairleigh Dickinson on Dec. 7, 2019, Kentucky reached the 600-win mark at Rupp Arena faster than any other program in NCAA Division I level history. UK needed just 670 games to reach win No. 600 in Rupp Arena.

It took UCLA, which previously owned the fastest pace to 600 wins, 689 games in Pauley Pavilion. Only one other team, Kansas, achieved win No. 600 in fewer than 700 games at its home venue. The Jayhawks reached the significant win in their 699th game.

Cal Owns Longest Win Streaks in Rupp

With UK's 2011-12 season-opening victory over Marist, UK head coach John Calipari recorded his 34th consecutive win in Rupp Arena as UK's head coach. It broke former UK head coach Rick Pitino's longest streak of 33 games in the venue.

The winning streak reached as long as 54 games. Calipari didn't suffer his first loss in Rupp Arena until losing to Baylor in his fourth season, in 2012-13. The 54-game run, however, was his longest career home winning streak. He also had the second-longest streak in the arena as the Cats won 42 straight from March 4, 2014 to Nov. 25, 2016.

New Chairbacks, Fewer Seats

After receiving a \$16 million upgrade over the 2014-15 and 2015-16 seasons that enhanced the fan experience with the likes of a new Daktronics center-hung scoreboard, ribbons boards, new corner video boards and a new audio system, Rupp Arena is undergoing an additional transformation as a part of UK's new leasing agreement with the Lexington Center.

Chair-back seating in the upper-level sideline was installed in sections 211-217 and 228-234 for the 2019-20 season. Club areas are available to season ticket holders.

The new seating reduced Rupp Arena's capacity to 20,500.

Pack the House

Until reducing capacity for the 2019-20 season, Kentucky had led the nation in average home attendance in 20 of 24 seasons. That number included a Rupp Arena record of 24,110 in John Calipari's first season (2009-10) as head coach and averaging more than 23,000 in seven of Calipari's first 10 seasons.

Kentucky averaged 19,338 in 18 home games in 2021-22.

The Top-Ranked Team at Home

Kentucky has lost just four times at home as the Associated Press top-ranked team in the history of the program and just three times in Rupp Arena. Prior to the losses to Evansville (Nov. 12, 2019) and UCLA (Dec. 3, 2016), the other two losses came by just one point.

The Wildcats are 54-3 all-time as the AP No. 1 team in Rupp Arena since its opening in 1976. The first loss was to Auburn, 53-52, on Jan. 9, 1988.

Coach Cal in Rupp Arena

It's been downright difficult to beat Kentucky in Rupp Arena during the John Calipari era. UK is 217-19 (91.9%) in Rupp Arena under Calipari.

- Kentucky is 24-7 (77.4%) vs. Associated Press Top 25 opponents in Rupp in the Calipari era
- UK is 193-12 (94.1%) vs. AP unranked teams in Rupp under Calipari
- The Wildcats are 111-7 (94.1%) at home vs. nonconference foes under Calipari
- Calipari notched his 100th career win in Rupp Arena as Kentucky's coach with the Wildcats' 110-75 rout of Auburn on Feb. 21, 2014. It took Calipari 104 games to reach the century mark, the fastest of any UK coach

Cal Passes Hall for Rupp Record

With a 101-70 victory over Cleveland State on Nov. 23, 2016, John Calipari passed former UK head coach Joe B. Hall for most wins in Rupp Arena. Calipari currently has 217 wins inside the historic venue. Hall won 122.

2022-23 Opponent Breakdown

Howard (Nov. 7)

All-time games in Rupp Arena: 1
UK record in Rupp vs. HU: 1-0
Last time in Rupp Arena: UK, 95-63 (11/7/22)

Duquesne (Nov. 11)

All-time games in Rupp Arena: 3
UK record in Rupp vs. DU: 3-0
Last time in Rupp Arena: UK, 77-52 (11/11/22)

South Carolina State (Nov. 17)

All-time games in Rupp Arena: 1
UK record in Rupp vs. SCSU: 1-0
Last time in Rupp Arena: UK, 106-63 (11/17/22)

North Florida (Nov. 23)

All-time games in Rupp Arena: 2
UK record in Rupp vs. UNF: 2-0
Last time in Rupp Arena: UK, 96-56 (11/23/22)

Bellarmine (Nov. 29)

All-time games in Rupp Arena: 1
UK record in Rupp vs. BU: 1-0
Last time in Rupp Arena: UK, 60-41 (11/29/22)

Yale (Dec. 10)

All-time games in Rupp Arena: 1
UK record in Rupp vs. YU: 1-0
Last time in Rupp Arena: UK, 69-59 (12/10/22)

Florida A&M (Dec. 21)

All-time games in Rupp Arena: 1
UK record in Rupp vs. FAMU: 1-0
Last time in Rupp Arena: UK, 88-68 (12/21/22)

Louisville (Dec. 31)

All-time games in Rupp Arena: 21
UK record in Rupp vs. UL: 17-4
Last time in Rupp Arena: UK, 86-63 (12/31/22)

LSU (Jan. 3)

All-time games in Rupp Arena: 35
UK record in Rupp vs. LSU: 29-6
Last time in Rupp Arena: UK, 74-71 (1/3/23)

South Carolina (Jan. 10)

All-time games in Rupp Arena: 29
UK record in Rupp vs. USC: 26-3
Last time in Rupp Arena: USC, 71-68 (1/10/23)

Georgia (Jan. 17)

All-time games in Rupp Arena: 43
UK record in Rupp vs. UGA: 39-4
Last time in Rupp Arena: UK, 85-71 (1/17/23)

Texas A&M (Jan. 21)

All-time games in Rupp Arena: 7
UK record in Rupp vs. TAMU: 5-2
Last time in Rupp Arena: UK, 76-67 (1/21/23)

Kansas (Jan. 28)

All-time games in Rupp Arena: 8
UK record in Rupp vs. KU: 5-3
Last time in Rupp Arena: KU, 77-68 (1/28/23)

Florida (Feb. 4)

All-time games in Rupp Arena: 46
UK record in Rupp vs. UF: 37-9
Last time in Rupp Arena: UK, 78-57 (2/12/22)

Arkansas (Feb. 7)

All-time games in Rupp Arena: 17
UK record in Rupp vs. UA: 13-4
Last time in Rupp Arena: UA, 81-80 (2/9/21)

Tennessee (Feb. 18)

All-time games in Rupp Arena: 46
UK record in Rupp vs. UT: 39-7
Last time in Rupp Arena: UK, 107-79 (1/15/22)

Auburn (Feb. 25)

All-time games in Rupp Arena: 32
UK record in Rupp vs. AU: 30-2
Last time in Rupp Arena: UK, 82-80 (2/13/21)

Vanderbilt (March 1)

All-time games in Rupp Arena: 44
UK record in Rupp vs. VU: 42-2
Last time in Rupp Arena: UK, 77-70 (2/2/22)



COACH CALIPARI

Calipari Reaches 800 Career Victories in 2021-22

With Kentucky's overtime win over Mississippi State on Jan. 25, 2022, John Calipari reached 800 on-court wins. At the time he was one of just 22 coaches, regardless of NCAA level of classification, to reach that barrier. Only 14 coaches have done it with at least 10 seasons at the Division I level.

Calipari became the fourth-fastest coach to 800 on-court wins ever at 1,037 games. Only Adolph Rupp (972 games), Roy Williams (1,012 games) and Dean Smith (1,029 games) did it faster. At Kentucky, Calipari owns the second-most wins in program history, trailing only the legendary Adolph Rupp, who led the Wildcats for 41 seasons and spanned 1,066 games.

Although Calipari is still climbing the charts, he is doing it nearly as fast as anyone else in NCAA history. When he and Kentucky defeated Ole Miss on March 5, 2019, Calipari became the fourth-fastest coach to 300 wins (369 games) at one program in NCAA history. Only Bill Self (358 games at Kansas), Claire Bee (359 games at Long Island) and Rupp (366 at UK) got there faster.

Coaching On-Court Win Totals at the Division I Level through Jan. 28:

1. Mike Krzyzewski - 1,202
2. Jim Boeheim - 1,112 (*active*)
-
7. Adolph Rupp - 876
8. Bob Huggins - 857 (*active*)
9. Cliff Ellis - 829 (*active*)
10. John Calipari - 824 (*active*)

Calipari Ahead of the Pack at Kentucky

Through 13 seasons at Kentucky, John Calipari's time in Lexington has been every bit as successful -- and more -- as fans hoped it would when he agreed to become the head coach at Kentucky in the spring of 2009.

By just about every measure, he is the most successful coach in college basketball during the last decade-plus. Among schools who have been to at least two Elite Eights and a Final Four since 2009-10, Calipari ranks:

- First in NCAA Tournament wins (31)
- First in Final Four appearances (four)
- First in Elite Eight appearances (seven)
- First in Sweet Sixteen appearances (eight)
- Second in league tournament titles (six)
- Third in regular-season conference titles (six)
- Third in NCAA titles (one)

First-Ballot Hall of Famer

Kentucky men's basketball coach John Calipari joined basketball's fraternity of legends in September 2015 after being elected to the Naismith Memorial Basketball Hall of Fame on the first ballot.

Calipari joined an elite group of basketball players and coaches in the Naismith Hall of Fame, considered to be one of the ultimate honors in the sport. The Class of 2015 included Calipari, Dick Betveta, Wildcat Louie Dampier, Lindsay Gaze, Tom Heinsohn, John Isaacs, Spencer Haywood, Lisa Leslie, Dikembe Mutombo, George Raveling and JoJo White.

Calipari was inducted in Springfield, Massachusetts. Nearly 70 former players joined him on stage during his acceptance speech.

Calipari Receives Jefferson Award

Kentucky men's basketball head coach John Calipari received the Jefferson Award for Outstanding Public Service in Sports by Multiplying Good on Nov. 2. For more than 50 years, Multiplying Good has honored those who put others first. Those receiving the Jefferson Award are empowered to do more, while their stories of extraordinary public service inspire others to action. It is an award that underscores impact.

- Founded over 50 years ago by Jackie Kennedy Onassis, Sen. Bob Taft Jr., and Sam Beard, Multiplying Good is the world's most foremost and highly celebrated organization focused on and honoring public service
- Other recipients of the Jefferson Award include Arthur Ashe, Tom Brokaw, Larry Fitzgerald, Betty Ford, John Glenn, Bob Hope, Steve Jobs, Shaquille O'Neal, General Colin Powell, John D. Rockefeller and Oprah Winfrey
- Calipari is the first men's college basketball coach to receive the honor

Coach Cal Immortalized at UMass, Clarion, Conference USA

John Calipari's Hall of Fame rise began at UMass, and the school honored his program's breakthrough in the 1990s by unveiling a statue of Calipari on the Amherst campus in September 2021. Calipari was one of four icons synonymous with UMass basketball to earn the honor. Calipari's statue was unveiled next to Marcus Camby, Julius Erving and the late Jack Leaman outside the Mullins Center.

At UMass, Calipari led the Minutemen to a 193-71 on-court record in his eight seasons as head coach from 1989-96. His .731 career winning percentage remains the best in school history, and he ranks second all-time at UMass in victories with 193. Calipari led UMass to five straight NCAA Tournament appearances from 1992 to 1996 after UMass had gone to the NAAs only once in the first 81 years of the program. His Minutemen made the Atlantic 10's

first and only Final Four appearance during the 1996 season, during which they went 35-2 overall and spent 10 weeks ranked No. 1 in the nation. Following the 1996 season, Calipari was named National Coach of the Year by the National Association of Basketball Coaches, The Sporting News and Naismith.

Not only did John Calipari have a statue erected in his honor, the court at Clarion -- Calipari's alma mater -- is now named after the Hall of Famer. The court in Tiffin Gymnasium was officially renamed the John V. Calipari Court in September 2021 and will be known as Coach Cal Court.

Like many coaches, Calipari began his career in basketball on the court as a player. He was a star high school basketball player at Moon High School in Western Pennsylvania under another Clarion graduate Joe Sacco. Calipari started his college playing career at UNC Wilmington before transferring to Clarion in 1981, helping the Golden Eagles reach their first NCAA Division II Tournament in program history that year.

In the summer of 2022, Calipari was enshrined into the Conference USA Hall of Fame. Calipari is being honored by the league for his impressive tenure as head men's basketball coach at the University of Memphis, where he coached from the 2000-01 season through 2008-09. Calipari led the Tigers to the 2008 NCAA title game, including 38 wins that season, making him the winningest coach for a single season in NCAA history. As a result, he earned his second Naismith National Coach of the Year honor, becoming only the second coach to earn the honor multiple times since its inception in 1987. He was also C-USA Coach of the Year that season.

Calipari, the 2009 Sports Illustrated National Coach of the Year, led the Tigers to nine straight 20-win campaigns and nine consecutive postseason appearances, the only Memphis coach to do that. He posted 252 on-court wins -- 28.0 wins per season -- as the Tigers' head coach, making him the winningest coach in school history. From 2006-08, the Tigers won 104 games, making Calipari the winningest head coach in NCAA Division I history in a three-year span.

Calipari Named Coach of the Decade

Underscored by more victories than any other coach or program in his first 10 seasons at the helm at Kentucky, more Final Four appearances, a record number of NBA Draft picks, and the 2012 national championship, John Calipari was named the College Basketball Coach of the Decade by Sporting News in January 2020.

In a piece penned by national writer Mike DeCourcy, Sporting News credited Calipari for changing the college basketball landscape. Detailing Calipari's success -- what DeCourcy described as a "college basketball revolution" -- DeCourcy wrote that "no one defined the 2010s in the same way as Calipari ... nor achieved the same degree of consistent success."

In an era where kids can enter the NBA Draft at 19 years old, Calipari masterfully balances the priority of players' long-term professional dreams with individual and team development, leading to on-court success that no other team has matched.

Calipari Unrivaled in Conference

John Calipari has won 16 league regular-season championships (including six Southeastern Conference titles) seven more than the next-closest coach in the SEC (Bruce Pearl has nine). Calipari has won six SEC Tournament championships at Kentucky and owns 15 conference tournament titles in his career, 11 more than his closest competitors (Kermit Davis and Nate Oats).

Calipari has tallied a 386-123 (75.8%) all-time record within conference play as a head coach and owns a 178-57 (75.7%) record since joining the SEC.

Although he's been publicly outspoken against conference tournaments -- only because he doesn't favor playing three or more games on consecutive days to win the tournament -- his teams have gotten up for them. Calipari's teams at UMass, Memphis and Kentucky have been to 19 conference championship games in his career, winning a remarkable 15 of them. Calipari is 58-14 (80.6%) all-time in conference tournaments, including 24-6 (80.0%) at UK. Calipari ranks third in SEC Tournament wins.

There's No Place Like Home

John Calipari-coached teams have posted an all-time record of 456-51 (89.9%) record at home in his stops at UMass, Memphis and Kentucky. At UK, Coach Cal is 217-19 (91.9%) in Rupp Arena.

In six of Calipari's seasons at Kentucky, the Wildcats have posted an undefeated record at home, including a school-record 19-0 mark during the 2014-15 season.

Calipari owns both of UK's longest winning streaks in the arena. He began his career at UK with a 54-game winning streak at Rupp Arena. It was the longest winning streak since the arena opened in 1976. With a win over Georgia on Feb. 9, 2016, he secured the second-longest streak in the storied building at 34 games (which ended at 42).

Coach	Streak (Yrs)
1. John Calipari	54 (2010-13)
2. John Calipari	42 (2014-17)
3. Rick Pitino	33 (1992-94)
4. Joe B. Hall	30 (1981-82)
5. John Calipari	28 (2021-23)

Life Away From Home Isn't So Bad Either

As good as John Calipari's team's have been at home, they're pretty good in hostile environments on the road. Dating back to the 2005-06 season, Calipari has recorded a 120-61 (66.3%) record on the road. At neutral-site venues, Kentucky is 82-31 (72.6%) under Calipari.



COACH CALIPARI

UK vs. AP Ranked Foes Under Cal

Record as AP Top-Ranked Coach Since 2009-10

Coach	Schools	Records
1. John Calipari	Kentucky	69-8
2. Mark Few	Gonzaga	68-8
3. Mike Krzyzewski	Duke	53-12
4. Bill Self	Kansas	46-9
5. Jay Wright	Villanova	28-6
6. Scott Drew	Baylor	16-4
7. Jim Boeheim	Syracuse	15-4
8. Tom Crean	Indiana	14-3
9. Thad Matta	Ohio State	13-2
10. Sean Miller	Arizona	12-1

Record as AP Top-Ranked Coach Active

Coach	Schools	Records
1. John Calipari	UK, Memphis, UMass	110-13
2. Mark Few	Gonzaga	68-8
3. Bill Self	Kansas	48-10
4. Bruce Weber	Illinois	30-2
5. Jim Boeheim	Syracuse	24-5
6. Thad Matta	Ohio State	22-3
7. Bob Huggins	Cincinnati	20-4
8. Scott Drew	Baylor	16-4
9. Tom Izzo	Michigan State	15-5
10. Sean Miller	Arizona	12-1

through games on Jan. 28

All-Time Calipari Draft Picks

Player (School)	Round	Year (Overall)
Bam Adebayo (UK)	First	2017 (14)
Eric Bledsoe (UK)	First	2010 (18)
Devin Booker (UK)	First	2015 (13)
Brandon Boston Jr. (UK)	Second	2021 (51)
Antonio Burks (MEM)	Second	2004 (36)
Marcus Camby (UMASS)	First	1996 (2)
Rodney Carney (MEM)	First	2006 (16)
DeMarcus Cousins (UK)	First	2010 (5)
Willie Cauley-Stein (UK)	First	2015 (6)
Anthony Davis (UK)	First	2012 (1)
Hamidou Diallo (UK)	Second	2018 (45)
Joey Dorsey (MEM)	Second	2008 (33)
C. Douglas-Roberts (MEM)	Second	2008 (40)
Robert Dozier (MEM)	Second	2009 (60)
Tyrece Evans (MEM)	First	2009 (4)
De'Aaron Fox (UK)	First	2017 (5)
S. Gilgeous-Alexander (UK)	First	2018 (11)
Archie Goodwin (UK)	First	2013 (29)
Josh Harrellson (UK)	Second	2011 (45)
Andrew Harrison (UK)	Second	2015 (44)
Tyler Herro (UK)	First	2019 (13)
Isaiah Jackson (UK)	First	2021 (22)
Dakari Johnson (UK)	Second	2015 (48)
Keldon Johnson (UK)	First	2019 (29)
Terrence Jones (UK)	First	2012 (18)
Enes Kanter (UK)	First	2011 (3)
Michael Kidd-Gilchrist (UK)	First	2012 (2)
Brandon Knight (UK)	First	2011 (8)
Kevin Knox (UK)	First	2018 (9)
Skal Labissiere (UK)	First	2016 (28)
Doron Lamb (UK)	Second	2012 (42)
DeAndre Liggins (UK)	Second	2011 (53)
Trey Lyles (UK)	First	2015 (12)
Tyrese Maxey (UK)	First	2020 (21)
Darius Miller (UK)	Second	2012 (46)
Malik Monk (UK)	First	2017 (11)
Jamal Murray (UK)	First	2016 (7)
Nerlens Noel (UK)	First	2013 (6)
Daniel Orton (UK)	First	2010 (29)
Patrick Patterson (UK)	First	2010 (14)
Immanuel Quickley (UK)	First	2020 (25)
Julius Randle (UK)	First	2014 (7)
Nick Richards (UK)	Second	2020 (42)
Lou Roe (UMass)	Second	1995 (30)
Derrick Rose (MEM)	First	2008 (1)
Shaedon Sharpe (UK)	First	2022 (7)
Marquis Teague (UK)	First	2012 (29)
Karl-Anthony Towns (UK)	First	2015 (1)
Tyler Ulis (UK)	Second	2016 (34)
Jarred Vanderbilt (UK)	Second	2018 (41)
Dajuan Wagner (MEM)	First	2002 (6)
John Wall (UK)	First	2010 (1)
PJ Washington (UK)	First	2019 (12)
TyTy Washington Jr. (UK)	First	2022 (29)
Shawne Williams (MEM)	First	2006 (17)
James Young (UK)	First	2014 (17)

Calipari in Elite Company with Conference Championships

When Kentucky clinched a share of the 2017 Southeastern Conference championship, John Calipari became the first NCAA Division I coach to lead three different programs (UMass, Memphis, Kentucky) to five on-court regular-season league titles five different times. He won the Atlantic 10 at the helm of UMass in 1992, '93, '94, '95 and '96, Memphis claimed the Conference USA crown in 2004, '06, '07, '08 and '09, and Kentucky has captured the SEC six times in 2010, '12, '15, '16, '17 and '20.

Perhaps more impressive is that Calipari has 31 combined regular-season and tournament championships after clinching the SEC regular-season crown in 2020. That trails only Mark Few of Gonzaga (39 titles), among all active coaches. All-time, Calipari trails only the great Adolph Rupp (41) and Few.

Calipari at No. 1

John Calipari is one of just two coaches (Frank McGuire) to lead three programs to a No. 1 ranking in the Associated Press Top 25.

Calipari has led seven of his 14 UK teams to the No. 1 ranking and eight of his last 16 teams to the top (he's done it 10 times overall). When Coach Cal's teams are at the top, they're difficult to knock off:

- Calipari is 110-13 (89.4%) as the top-ranked Associated Press Top 25 coach in the country
- He's 69-8 (89.6%) when his team is atop the AP Top 25 as UK's head coach
- Calipari tallied a 32-4 mark at UMass at No. 1 and he was 9-1 at Memphis
- His (110) victories are the most among active coaches with victories at No. 1
- Calipari has coached 123 career games as a No. 1 team, fourth most in NCAA history, trailing Krzyzewski (255), John Wooden (228) and Adolph Rupp (127)
- Among coaches who have owned a No. 1 ranking in at least 119 games, Calipari's winning percentage of 89.4% trails only

UK Collegiate Awards Under Calipari

National Player of the Year John Wall (2010) <i>Adolph Rupp, Yahoo!, Rivals</i>	Kevin Knox 2018 (Coaches) Tyler Herro 2019 (AP) Keldon Johnson 2019 (Coaches)	James Young 2014 Devin Booker 2015 Trey Lyles 2015 Karl-Anthony Towns 2015 Tyler Ulis 2015 Jamal Murray 2016 Bam Adebayo 2017 De'Aaron Fox 2017 Malik Monk 2017 Shai Gilgeous-Alexander 2018 Kevin Knox 2018 Tyler Herro 2019 Keldon Johnson 2019 Tyrese Maxey 2020 Isaiah Jackson 2021 TyTy Washington Jr. 2022
Anthony Davis (2012) <i>Adolph Rupp, AP, CBS, Basketball Times, Naismith, Sporting News, USBWA, Wooden</i>	SEC Sixth Man of the Year Darius Miller 2012 (Coaches) Kyle Wiltjer 2013 (Coaches) Devin Booker 2015 (Coaches)	
Oscar Tshiebwe (2022) <i>AP, CBS, College Hoops Today, NABC, Naismith, Sporting News, The Athletic, The Field of 68, USBWA, USA Today, Wooden</i>	CoSIDA Academic All-America Alex Poythress (2nd) 2016	
All-America Honors (NCAA Recognized) DeMarcus Cousins (2010) <i>AP (1), NABC (2), USBWA (2), SN (2)</i>	All-SEC DeMarcus Cousins (2010) 1st (Coaches/AP) Patrick Patterson (2010) 1st (Coaches/AP) John Wall (2010) 1st (Coaches/AP) Terrence Jones (2011) 1st (Coaches/AP) Brandon Knight (2011) 1st (Coaches/AP) Anthony Davis (2012) 1st (Coaches/AP) Mike Kidd-Gilchrist (2012) 1st (Coaches/AP) Terrence Jones (2012) 2nd (Coaches/AP) Doron Lamb (2012) 2nd (Coaches) Nerlens Noel (2013) 1st (Coaches/AP) Julius Randle (2014) 1st (Coaches/AP) James Young (2014) 2nd (Coaches) Devin Booker (2015) 2nd (Coaches) Willie Cauley-Stein (2015) 1st (Coaches/AP) Aaron Harrison (2015) 2nd (Coaches/AP) Karl-Anthony Towns (2015) 1st (Coaches/AP) Jamal Murray (2016) 1st (Coaches/AP) Tyler Ulis (2016) 1st (Coaches/AP) Bam Adebayo (2017) 2nd (Coaches/AP) De'Aaron Fox (2017) 1st (Coaches/AP) Malik Monk (2017) 1st (Coaches/AP) Shai G.-Alexander (2018) 2nd (Coaches) Kevin Knox (2018) 1st (Coaches) Tyler Herro (2019) 2nd (Coaches) Keldon Johnson (2019) 2nd (Coaches) PJ Washington (2019) 1st (Coaches/AP) Tyrese Maxey (2020) 2nd (Coaches) Nick Richards (2020) 1st (Coaches/AP) Immanuel Quickley (2020) 1st (Coaches/AP) Oscar Tshiebwe (2022) 1st (Coaches/AP) TyTy Washington Jr. (2022) 2nd (Coaches) Sahvir Wheeler (2022) 2nd (Coaches)	NCAA Final Four Team Anthony Davis (MVP) 2012 Michael Kidd-Gilchrist 2012 Doron Lamb 2012 Julius Randle 2014 James Young 2014
SEC Player of the Year John Wall 2010 (Coaches/AP) Anthony Davis 2012 (Coaches/AP) Tyler Ulis 2016 (Coaches/AP) Malik Monk 2017 (AP) Immanuel Quickley 2020 (Coaches) Oscar Tshiebwe 2022 (Coaches/AP)	SEC Defensive Player of the Year Anthony Davis 2012 (Coaches) Nerlens Noel 2013 (Coaches) Willie Cauley-Stein 2015 (Coaches) Tyler Ulis 2016 (Coaches) Ashton Hagans (shared) 2019 (Coaches)	NCAA All-Regional DeMarcus Cousins 2010 John Wall 2010 Josh Harrellson 2011 Brandon Knight (MVP) 2011 DeAndre Liggins 2011 M. Kidd-Gilchrist (MVP) 2012 Anthony Davis 2012 Doron Lamb 2012 Aaron Harrison 2014 Marcus Lee 2014 Julius Randle (MVP) 2014 Willie Cauley-Stein 2015 Andrew Harrison 2015 Karl-Anthony Towns (MVP) 2015 De'Aaron Fox 2017 Isaac Humphries 2017 Tyler Herro 2019 PJ Washington 2019
SEC Freshman (Coaches)/Newcomer (AP) of the Year DeMarcus Cousins 2010 (Coaches) John Wall 2010 (AP) Terrence Jones 2011 (Coaches/AP) Anthony Davis 2012 (Coaches/AP) Nerlens Noel 2013 (Coaches/AP) Julius Randle 2014 (Coaches/AP) Karl-Anthony Towns 2015 (Coaches/AP) Malik Monk 2015 (Coaches/AP)	Coaches' SEC All-Defensive Team Patrick Patterson 2010 DeAndre Liggins 2011 Anthony Davis 2012 Michael Kidd-Gilchrist 2012 Nerlens Noel 2013 Willie Cauley-Stein 2014 Willie Cauley-Stein 2015 Tyler Ulis 2016 Ashton Hagans 2019 Ashton Hagans 2020 Nick Richards 2020 Isaiah Jackson 2021 Oscar Tshiebwe 2022	SEC All-Tournament Team John Wall (MVP) 2010 Eric Bledsoe 2010 DeMarcus Cousins 2010 Darius Miller (MVP) 2011 Brandon Knight 2011 Josh Harrellson 2011 Anthony Davis 2012 Terrence Jones 2012 Aaron Harrison 2014 Julius Randle 2014 Willie Cauley-Stein (MVP) 2015 Aaron Harrison 2015 Andrew Harrison 2015 Jamal Murray 2016 Tyler Ulis (MVP) 2016 Bam Adebayo 2017 De'Aaron Fox (MVP) 2017 Dominique Hawkins 2017 Wenyen Gabriel 2018 Shai G.-Alexander (MVP) 2018 Kevin Knox 2018



CATS IN THE NBA



BAM ADEBAYO (Miami Heat)

- Named an NBA All-Star in 2020 and is a three-time selection to the All-NBA Defensive Second Team
- In his sixth season with the Miami Heat



DEVIN BOOKER (Phoenix Suns)

- First-team selection to the All-NBA Team in 2022 and a three-time NBA All-Star
- In his eighth season with the Phoenix Suns



BRANDON BOSTON JR. (LA Clippers)

- Second-round pick in the 2021 draft and traded to the Clippers
- Appeared in 51 games during his rookie season and averaged 6.7 points per game



ANTHONY DAVIS (LA Lakers)

- NBA Champion in 2020, four-time All-NBA selection, eight-time NBA All-Star and All-Star MVP in 2017
- Named Western Conference Player of the Week on Dec. 5



HAMIDOU DIALLO (Detroit Pistons)

- Seen action in more than 200 games as a pro, and averaged a career-best 11.9 ppg in 2021
- In his sixth NBA season and the third with the Pistons



DE'AARON FOX (Sacramento Kings)

- Averaged a career-best 25.2 points per game in 2020-21
- Was named the Western Conference's Player of the Week on Nov. 21



WENYEN GABRIEL (LA Lakers)

- Undrafted player who has seen action in five NBA seasons, averaging 6.7 ppg in 2021-22
- In his second season with the Lakers



SHAI GILGEOUS-ALEXANDER (OKC Thunder)

- In his fifth NBA season and fourth with the Thunder and averaged a career-high 24.5 ppg in 2022
- Was named the Western Conference's Player of the Week on Oct. 31



TYLER HERRO (Miami Heat)

- Claimed NBA Sixth Man of the Year honors in 2022, leading the league with 20.7 ppg off the bench
- In his fourth season with the Miami Heat, and signed a four-year \$130 extension in October



ISAIAH JACKSON (Indianapolis Pacers)

- Drafted 22nd overall by Indianapolis in 2021
- Averaged 8.3 points and 1.4 blocks per game in 36 games as a rookie



KELDON JOHNSON (San Antonio Spurs)

- Signed a four-year, \$80 million extension with San Antonio in August
- Started 74 games and averaged a career-high 17.4 ppg in 2021-22



KEVIN KNOX II (Detroit Pistons)

- Ninth overall pick in the 2018 NBA Draft and is in his fifth season and first with the Pistons
- Signed a two-year deal with Detroit as a free-agent in the summer of 2022



TREY LYLES (Sacramento Kings)

- In his eighth season and second with the Kings after being selected 12th overall in 2015
- Averaged a career-high 10.6 points and 5.6 rebounds a game in 2021-22



TYRESE MAXEY (Philadelphia 76ers)

- Named the November Cares Community Assist Award winner in 2022
- Averaged 17.5 points, 4.3 assists and 3.2 boards while making 74 starts in 2021-22



MALIK MONK (Sacramento Kings)

- Signed with the Kings in the offseason, and is playing in his sixth NBA season
- Posted career-best averages of 13.8 points, 3.4 boards and 2.9 assists with the Lakers in 2021-22



JAMAL MURRAY (Denver Nuggets)

- Returned to action for the Nuggets after missing the entire 2021-22 season following an ACL injury
- Has averaged at least 16.7 points per game in each of his last four seasons played



NERLENS NOEL (Detroit Pistons)

- Signed with Detroit as a free agent in the offseason
- Playing in his ninth NBA season after being drafted sixth overall in 2013



IMMANUEL QUICKLEY (New York Knicks)

- Entering his third NBA season with the Knicks after being selected 25th in 2020
- Has averaged at least 11.3 points per game in each of his first two seasons



JULIUS RANDLE (New York Knicks)

- The 2021 NBA Most Improved Player, is a one-time NBA All-Star and All-NBA Second Team pick
- In his ninth season and fourth with the Knicks



NICK RICHARDS (Charlotte Hornets)

- Has seen action in more than 70 career games entering his third NBA season
- Seven games into the season, he has already set single-game highs for points, rebounds and FGs



OLIVIER SARR (Portland Trail Blazers)

- Signed with the Blazers in the offseason as a free agent
- Appeared in 22 games during his rookie season with OKC and averaged 7.0 points per game



SHAEDON SHARPE (Portland Trail Blazers)

- Drafted seventh overall by the Blazers in the 2022 NBA Draft
- Made his first career start on Oct. 28 against Houston



KARL-ANTHONY TOWNS (Minnesota Timberwolves)

- Unanimous pick as NBA Rookie of the Year in 2016, entering his eighth season with the Wolves
- Three-time NBA All-Star and two-time All-NBA Third Team selection



JARRED VANDERBILT (Utah Jazz)

- Selected 41st overall in 2018, entering his sixth season and first with the Jazz
- Averaged career highs in points (6.9) and rebounds (8.4) last year with the Timberwolves



JOHN WALL (LA Clippers)

- Kentucky's first No. 1 overall selection is in his 12th NBA season and first with the Clippers
- Five-time NBA All-Star and an All-NBA Third Team selection in 2017



PJ WASHINGTON JR. (Charlotte Hornets)

- In his fourth season with Charlotte after being picked 12th overall in 2019
- Has averaged double-digit scoring in all three seasons of his career



TYTY WASHINGTON JR. (Houston Rockets)

- Taken 29th overall by the Grizzlies and traded to Houston during the 2022 NBA Draft
- Was an All-SEC Second Team selection who averaged 12.5 points per game with UK in 2021-22

Player Spotlight



Bam Adebayo is having another All-Star season and is one of the early front runners for Defensive Player of the Year.

Adebayo is averaging a career-high 21.5 points, 10.1 rebounds, 3.1 assists and 1.1 steals per game for the Miami Heat.

He was the only Wildcat to start all 38 games during the 2016-17 season en route to an Elite Eight appearance and SEC Tournament title. Adebayo was an All-SEC Second Team selection after averaging 13.0 points, 8.0 rebounds and 1.5 blocks per game. Adebayo also amassed a team-high eight double-doubles.

Adebayo was drafted 14th overall by the Heat in 2017. He was an All-Star in 2020 and is a three-time NBA All-Defensive Team pick.

Scan for updated stats, news and more on each player ...



COACH CALIPARI

A “players-first” coach with a penchant for helping people reach their dreams, John Calipari, a Naismith Memorial Basketball Hall of Famer, has guided six teams to the Final Four, led one to a national championship and helped 54 players earn selection in the NBA Draft during his 30-year college coaching career.

Calipari guided Kentucky to its eighth national championship and his first national title in 2012. In becoming only the second coach in NCAA history to lead three different schools to the Final Four, he has racked up more than 800 on-court victories, 21 NCAA Tournament on-court appearances, six Final Fours and numerous national coach of the year honors.

From UMass to Memphis and now Kentucky, Calipari’s career has been successful throughout, but his most recent run in Lexington has been the best stretch of his career. During Calipari’s first 13 seasons at UK, he has led all coaches in NCAA Tournament wins (31), Final Fours (four), Elite Eights (seven) and Sweet 16s (eight).

In 2015, Coach Cal led college basketball’s first ever 38-0 team, and became one of just three coaches to make four Final Fours in a five-year span. At the end of the season, Calipari became the 96th coach to join the Naismith Memorial Basketball Hall of Fame.

While building a program out of obscurity at UMass, laying the foundation at Memphis and restoring luster at the sport’s greatest program at Kentucky, he totaled the second-most wins in NCAA history in the first 20 years of a college coaching career.

Quite honestly, though, Calipari’s on-court success overshadows a much more significant picture.

In his goal to lead a players-first program, he has helped more than 50 young men realize their dreams and reach the NBA level with 56 players earning NBA Draft selections, including a record five first-round draft picks in 2010. Two years later, six Wildcats heard their names called at the 2012 draft, the most in the two-round draft era. UK, with Calipari’s help, would tie those six picks again in 2015, including a record-tying four lottery selections. His four No. 1 overall picks are more than any other coach, and he has had 45 players drafted during his first 13 years at Kentucky, including 34 first-round picks.

Calipari’s players have entered the league NBA-ready. His players have garnered 28 All-Star selections -- all since 2010 -- with Anthony Davis winning the game’s MVP honor in 2017. Derrick Rose was named NBA MVP in 2011. Six of his players have been tabbed All-NBA (11 times), three have been named NBA Rookie of the Year and 15 players from Calipari’s first 12 teams at Kentucky have made the NBA All-Rookie teams. He is the only coach in history to have a player win each of the NBA’s major honors: MVP, Rookie of the Year, Most Improved Player and Sixth Man of the Year.

Much like he did at UMass, where his players graduated at nearly 80%, Calipari has stressed academics. Seventeen of his last 20 seniors at Memphis earned their bachelor’s degrees, and all 23 players at UK who were eligible to graduate by the end of their senior years walked away with a diploma in hand, including five players who earned their degree in just three years. Calipari’s teams routinely have posted a combined team grade-point average of 3.0 or better.

Calipari has raised millions of dollars to help the lives of those in need in the Commonwealth and beyond. He has had a particular passion to assist those impacted by natural disasters. For instance, in 2010, he used a telethon to raise more than \$1 million for victims of the devastating earthquake in Haiti. He followed that up with telethons in 2012, raising \$1 million for victims of Superstorm Sandy, in 2017 for victims of Hurricane Harvey, played a leading role in the “Kentucky United” efforts that generated more than \$5 million for victims of devastating tornadoes in Western Kentucky in 2021, and raised nearly \$4 million with the Kentucky Flood Relief Telethon and open practice at Rupp Arena in 2022.

Calipari launched his foundation in 2012, and since then the foundation has worked with several key partners and donated more than \$1.5 million, a figure that does not include matching funds that have been contributed from individuals and corporations. In 2013, Calipari initiated hosting an annual alumni weekend around his basketball fantasy experience with the intent to raise money for charity. After generating \$350,000 for selected organizations and charities during the inaugural game, the weekend has generated millions of dollars for charity since its inception.

In 2019, when federal workers were without pay due to a government shutdown, he, his wife and his foundation assisted workers with financial help and grocery gift cards. He and his wife, Ellen, teamed up with Fayette County Public Schools to help families in need during the COVID-19 pandemic.

His latest efforts include spearheading the creation of the John McLendon Minority Leadership Initiative, a nationwide coach-driven initiative to provide minorities a jump-start to their careers through practical experiences, opportunities to build their network and instilling the values of John McLendon: integrity, education, leadership and mentorship. Participants in the initiative will be known as MLI Future Leaders.

In 2017, Coach Cal was named the head coach of the 2017 USA Basketball Men’s U19 World Cup Team, which finished third at the 2017 FIBA U19 World Cup in Cairo.

Author of five books, including the New York Times Best Seller “Players First: Coaching from the Inside Out,” Calipari is a master of communication and maximizing talent. He lives by the motto that “it’s never a matter of how far you have fallen, but instead it’s about how high you bounce back.”



BIOGRAPHICAL INFORMATION

Date of Birth: Feb. 10, 1959 | **Wife:** Ellen
Children: Erin, Megan, Brad

Education

Clarion State (1982)

Head Coaching Experience

University of Massachusetts (1989-96)

New Jersey Nets (NBA) (1997-99)

University of Memphis (2001-09)

University of Kentucky (2010-present)

COACHING AWARDS

- 2022 Jefferson Award
- 2022 Conference USA Hall of Fame
- 2021 NABC Guardians of the Game Pillar Award - Inclusion
- NABC District 20 Coach of the Year
- USBWA District IV Coach of the Year
- 2020 SEC Coach of the Year (Coaches)
- 2019 *The Sporting News* Coach of the Decade
- 2018 Naismith Hall of Fame 'Service Above Self' Honoree
- 2018 NABC Metropolitan Award
- 2015 Naismith Memorial Basketball Hall of Fame Inductee
- 2015 AP National Coach of the Year
- 2015 Naismith National Coach of the Year
- 2015 NABC National Coach of the Year
- 2015 The Sporting News National Coach of the Year
- 2015 Adolph Rupp National Coach of the Year
- 2015 SEC Coach of the Year (AP/Coaches)
- 2015 USBWA District IV Coach of the Year
- 2012 Nell & John Wooden Coach of the Year Leadership Award
- 2012 Naismith National Coach of the Year Finalist
- 2012 SEC Coach of the Year (AP/Coaches)
- 2010 Adolph Rupp National Coach of the Year
- 2010 Naismith National Coach of the Year Finalist
- 2010 SEC Coach of the Year (AP)
- 2010 *Sporting News* SEC Coach of the Year
- 2010 Yahoo! Sports SEC Coach of the Year
- 2010 USBWA District IV Coach of the Year
- 2009 NABC National Co-Coach of the Year
- 2009 *Sports Illustrated* National Coach of the Year
- 2009 Phelan National Coach of the Year
- 2009 Iba National Coach of the Year Finalist
- 2009 C-USA Coach of the Year
- 2008 Naismith National Coach of the Year
- 2008 C-USA Coach of the Year
- 2008 Iba National Coach of the Year Finalist
- 2008 Phelan National Coach of the Year Finalist
- 2007 Phelan National Coach of the Year Finalist
- 2007 USBWA District IV Coach of the Year
- 2007 *Basketball Times* South Region Coach of the Year
- 2006 C-USA Coach of the Year
- 2004 NABC District 7 Coach of the Year
- 1996 Naismith National Coach of the Year
- 1996 NABC National Coach of the Year
- 1996 *The Sporting News* National Coach of the Year
- 1996 Atlantic 10 Coach of the Year
- 1995 Naismith National Coach of the Year Finalist
- 1994 Naismith National Coach of the Year Finalist
- 1994 Atlantic 10 Coach of the Year
- 1993 USBWA District I Coach of the Year
- 1993 Atlantic 10 Coach of the Year



COACH CALIPARI

NCAA DIVISION I ACTIVE WINNINGEST COACHES

(On-court by percentage - min. 10 yrs. at Division I level entering the 2022-23 season)

NO.	COACH/TEAM	YRS.	PCT.
1.	Mark Few	23	.836
2.	John Calipari	30	.771
3.	Bill Self	29	.769
4.	Thad Matta	17	.740
5.	Rick Pitino	34	.739

SINCE 2005-06 ...

Since the 2005-06 season, John Calipari's on-court record ranks him as one of the winningest coaches. Totals through Jan. 28.

	COACH	RECORD
1.	Bill Self	526-112
2.	Mark Few	517-96
3.	John Calipari	516-122
4.	Mike Krzyzewski	481-122
5.	Tom Izzo	447-177

MISCELLANEOUS ON-COURT RECORDS

Overall On-Court Record:824-248 (.769)
March/April Record:.....167-55 (.752)
NCAAT Record:.....56-20 (.737)
Record in Conference Games:.....386-123 (.758)
Record in Conference Tournament:.....58-14 (.806)

- Calipari owns the NCAA's most single-season wins with 38, tying his own record (Memphis in '08 and UK in '12) in 2015 with 38 wins. He owns the most single-season wins at UMass, Memphis and UK
- Calipari is the winningest coach in NCAA Division I history for a five-year span with 173 victories (2008-12)
- Calipari is the first coach in NCAA Division I history to record five straight on-court 30-win seasons. Memphis hit the 30-win plateau from 2006-09
- Calipari is one of only two coaches (Rick Pitino) to lead three different schools to a Final Four
- Calipari is one of only three coaches (John Wooden, Mike Krzyzewski) to go to four Final Fours in five seasons
- Calipari has advanced to the Sweet Sixteen in 12 of the last 16 NCAA Tournaments and the Elite Eight in 10 of the last 16
- Calipari started with a 54-0 record in Rupp Arena as head coach of the Wildcats
- Calipari has helped 43 players earn selection in the NBA Draft (32 first-round picks) over the last 12 seasons
- Calipari has more wins (327) in a 10-year period (2006-15) than any other coach in college basketball history
- Calipari is the fourth-fastest NCAA Division I men's basketball coach to reach 300 victories at a single school
- Calipari's 31 combined regular season and tournament league titles trail only Mark Few (39) of Gonzaga for the most among active coaches
- Calipari is the fourth-fastest coach to 800 on-court wins, behind Adolph Rupp, Roy Williams and Dean Smith
- Calipari has the second-most wins in school history, behind only Adolph Rupp
- Calipari's 31 NCAA Tournament wins are the most in school history. Rupp had 30

CAL IN CONFERENCE

SEC COACHES	CONFERENCE CHAMPIONSHIPS	Tournament Championships	NCAA Tournament Appearances
Nate Oats, Alabama	4	4	5
Eric Musselman, Arkansas	3	1	5
Bruce Pearl, Auburn	8	3	20
Todd Golden, Florida	0	0	1
Mike White, Georgia	3	0	4
John Calipari, Kentucky	16	15	21
Matt McMahon, LSU	4	3	3
Dennis Gates, Missouri	2	2	1
Kermit Davis, Ole Miss	5	4	6
Chris Jans, Mississippi State	4	3	3
Lamont Paris, South Carolina	1	1	1
Rick Barnes, Tennessee	4	2	26
Buzz Williams, Texas A&M	1	0	8
Jerry Stackhouse, Vanderbilt	0	0	0
TOTALS	55	38	104

CALIPARI VS. ALL OPPONENTS

Abilene Christian1-0	Fort Wayne1-0	Mount St. Mary's.....2-0	Southwest Texas St.1-0
Alabama19-7	Furman1-0	Murray State.....1-0	St. Bonaventure17-1
Albany.....2-0	George Mason.....1-0	Nevada1-0	St. John's.....1-0
Arizona1-1	George Washington.....8-9	New Hampshire.....5-0	St. Joseph's15-5
Arizona State2-1	Georgetown.....2-1	New Mexico.....1-0	St. Mary's.....1-0
Arkansas13-8	Georgia.....21-3	New Orleans.....1-0	St. Peter's1-0
Arkansas-Little Rock3-0	Georgia Tech.....2-2	NJIT.....1-0	Stanford3-2
Arkansas-Pine Bluff.....1-0	Gonzaga.....4-1	North Carolina8-4	Stephen F. Austin1-0
Arkansas State4-0	Grand Canyon1-0	North Carolina State.....1-0	Stony Brook1-0
Auburn.....13-6	Hampton.....1-0	North Dakota1-0	Syracuse.....3-2
Austin Peay.....6-1	Hartford.....2-0	North Florida2-0	TCU7-1
Baylor1-2	Harvard.....2-0	North Texas.....1-0	Temple.....13-11
Bellarmine1-0	High Point1-0	Northeastern3-1	Tennessee20-15
Belmont2-0	Hofstra1-0	Northern Kentucky2-0	Tennessee State.....1-0
Boise State.....1-0	Holy Cross.....4-1	Northwestern State.....1-0	Tennessee Tech.....1-0
Boston7-1	Houston17-3	Notre Dame2-3	Texas2-2
Boston College.....2-0	Howard.....2-0	Oakland1-0	Texas A&M.....12-3
Bradley1-0	Illinois1-1	Ohio1-0	Texas Tech1-0
Bucknell1-0	Illinois State1-0	Ohio State1-3	Towson State1-0
Buffalo3-0	Indiana3-2	Oklahoma5-1	Troy.....1-0
BYU1-0	Iowa0-1	Oklahoma State.....0-2	Tulane16-0
Cal State Northridge1-0	Iowa State.....2-0	Old Dominion2-0	Tulsa11-1
Canisius1-0	Jackson State2-0	Ole Miss.....17-5	UAB.....15-3
Central Conn. St.....2-0	Kansas.....5-8	Oral Roberts1-0	UCF5-0
Central Michigan.....1-0	Kansas State2-1	Oregon State.....1-0	UCLA4-5
Charlotte.....2-3	Keene State1-0	Pennsylvania.....3-0	UIC1-0
Chattanooga2-0	Kentucky2-4	Penn State4-4	UNC Asheville2-0
Christian Brothers2-0	La Salle3-0	Pepperdine1-0	UNC Greensboro2-0
Cincinnati.....6-7	Lafayette (Pa.).....1-0	Pittsburgh2-1	UNC Wilmington.....1-0
Cleveland State.....4-0	Lamar.....5-0	Portland3-0	USF10-1
Coastal Carolina.....1-0	LIU-Brooklyn1-0	Princeton2-0	Utah2-2
Colorado1-1	Lipscomb1-0	Providence3-1	Utah Valley2-0
Colorado State0-1	Long Beach State1-0	Purdue2-1	UTEP5-0
Columbia1-0	Louisiana Tech1-1	Radford1-0	UT Arlington3-0
Connecticut2-5	Louisville.....18-8	Rhode Island.....16-2	UT Martin5-0
Coppin State.....1-0	Loyola1-0	Rice4-0	Valparaiso1-0
Cornell1-0	Lowell2-1	Richmond1-1	Vanderbilt.....25-4
Dartmouth.....1-0	LSU15-4	Rider1-0	Vermont.....3-0
Davidson1-0	Manhattan2-0	Robert Morris2-1	Villanova2-0
Dayton1-0	Marist2-0	Rutgers11-4	Virginia0-1
DePaul4-2	Marquette3-1	Saint Louis4-3	Virginia Tech3-0
Detroit1-0	Marshall.....6-0	Saint Peter's.....0-1	VMI1-0
Drexel2-0	Maryland5-3	Sam Houston State1-0	Wake Forest.....2-1
Duke1-4	Massachusetts.....1-0	Samford3-0	Washington1-0
Duquesne13-4	Memphis1-0	Santa Clara1-0	West Virginia13-7
East Carolina.....7-0	Miami (Fla.)0-1	Savannah State.....1-0	Western Kentucky3-0
East Tennessee State4-0	Miami (Ohio)2-0	Seton Hall1-1	Wichita State2-0
Eastern Kentucky4-0	Michigan2-0	Siena4-0	Winthrop3-0
Eastern Michigan2-0	Michigan State.....3-2	SMU7-0	Wisconsin1-1
Evansville0-1	Middle Tennessee.....3-0	South Carolina16-5	Wofford2-0
Fairfield.....1-0	Milwaukee1-0	South Carolina State.....1-0	Wright State.....1-0
Fairleigh Dickinson1-0	Mississippi State17-1	Southern1-0	Xavier.....2-2
Florida22-9	Mississippi Valley St.....1-0	Southern Cal.....2-0	Yale2-0
Florida A&M1-0	Missouri.....11-5	South Connecticut.....1-0	
Florida State1-1	Monmouth2-0	Southeastern Louisiana.....3-0	
Florida Tech0-1	Montana State.....1-0	Southern Illinois.....1-0	
Fordham5-0	Morehead State.....3-0	Southern Miss15-4	



TEAM GAME RECORDS CAL ERA

FEWEST OFFENSIVE REBOUNDS

Rebs.	Opp.	Date
1	vs. Alabama	3/10/18
3	at South Carolina	1/24/14
4	KANSAS	1/28/23
4	at Ole Miss	3/5/19
5	TENNESSEE	1/15/22
5	at Notre Dame	12/11/21
5	VANDERBILT	1/5/21
5	vs. Michigan State	11/5/19
5	GEORGIA	2/3/15
5	ALABAMA	1/31/15
5	MISSISSIPPI STATE	2/15/11
5	GEORGIA	1/29/11

MOST DEFENSIVE REBOUNDS

Rebs.	Opp.	Date
42	EASTERN KENTUCKY	11/8/19
39	vs. Arizona State	11/28/16
39	ROBERT MORRIS	11/17/13
39	EASTERN MICHIGAN	1/2/13
38	TROY	11/20/17
38	vs. Hampton	3/19/15
38	EASTERN KENTUCKY	12/7/14
38	vs. Cleveland State	11/24/09

FEWEST DEFENSIVE REBOUNDS

Rebs.	Opp.	Date
9	at Tennessee	2/16/13
13	NORTH CAROLINA	12/13/14
14	SOUTH CAROLINA	1/10/23
15	vs. Baylor	12/6/13
15	at Alabama	1/18/11
16	at Auburn	1/22/22
16	FLORIDA	2/27/21
16	at Florida	3/7/20
16	TENNESSEE	3/3/20
16	vs. Ohio State	12/21/19
16	UTAH	12/15/18
16	vs. Wisconsin	4/4/15
16	ALABAMA	1/31/15
16	TEXAS A&M	1/12/13
16	at Auburn	1/11/12
16	vs. UConn	11/24/10

HIGHEST REBOUND MARGIN

Mg.	Opp.	Date
+36	OHIO	11/19/21
+31	NIJT	11/14/15
+30	NORTH DAKOTA	11/14/18
+30	GRAND CANYON	11/14/14
+29	EASTERN KENTUCKY	11/8/19
+29	SOUTHERN ILLINOIS	11/9/18
+28	NKU	11/10/13
+27	vs. Abilene Christian	3/21/19
+27	vs. Little Rock	1/3/12
+26	vs. Arizona State	11/28/16
+26	LOUISVILLE	12/31/11

LOWEST REBOUND MARGIN

Mg.	Opp.	Date
-25	at Florida	2/4/17
-18	at Tennessee	2/16/13
-16	vs. Mississippi State	3/11/21
-16	vs. Baylor	12/6/13
-16	vs. Maryland	11/9/12
-15	TENNESSEE	1/18/14
-14	at Ole Miss	3/2/21
-14	at Auburn	2/1/20
-14	at LSU	1/5/16
-13	VANDERBILT	1/5/21

MOST ASSISTS

Assts.	Opp.	Date
33	vs. Arizona State	11/28/16
30	HARTFORD	12/29/09
28	LIU BROOKLYN	11/23/12
28	vs. UNC Asheville	11/30/09
27	WESTERN KENTUCKY	12/22/21
25	S. CAROLINA STATE	11/17/22
25	at South Carolina	2/8/22
25	CLEVELAND STATE	11/23/16
25	AUBURN	2/21/15
25	vs. UCLA	12/20/14

FEWEST ASSISTS

Assts.	Opp.	Date
3	LSU	2/23/22
5	RICHMOND	11/29/20
5	LSU	2/22/14
5	at Arkansas	3/2/13
6	at Louisville	12/26/20
6	EVANSVILLE	11/12/19
6	vs. Kansas State	3/22/18
6	at Florida	3/3/18
6	vs. Vanderbilt	3/15/13
6	VANDERBILT	3/1/11

MOST TURNOVERS

TOs.	Opp.	Date
24	MOREHEAD STATE	11/13/09
23	SAM HOUSTON ST.	11/19/09
22	ETSU	11/17/17
21	vs. Georgia Tech	12/6/20
21	RICHMOND	11/29/20
21	LOUISVILLE	12/31/11
21	vs. Old Dominion	11/20/11
21	NORTH CAROLINA	12/5/09

FEWEST TURNOVERS

TOs.	Opp.	Date
2	VANDERBILT	1/5/21
3	at Georgia	3/3/15
3	at South Carolina	2/4/12
4	ALABAMA	2/23/16
4	COLUMBIA	12/10/14
4	vs. Wisconsin	4/5/14
4	PORTLAND	11/26/11
5	FLORIDA	2/12/22
5	at Notre Dame	12/11/21
5	vs. Mississippi State	3/11/21
5	vs. Georgia	3/9/18
5	vs. Georgia	3/12/16
5	at Vanderbilt	2/27/16
5	ALABAMA	1/31/15

MOST BLOCKS

Blks.	Opp.	Date
18	ST. JOHN'S	12/1/11
15	vs. Stony Brook	3/17/16
14	at Georgia	3/3/10
13	LAMAR	11/24/19
13	vs. UCLA	12/20/14
13	at Ole Miss	1/29/13
13	ARKANSAS	1/17/12
13	vs. Kansas	11/15/11
13	MARIST	11/11/11

FEWEST BLOCKS

Blks.	Opp.	Date
0	at Gonzaga	11/20/22
0	FLORIDA	2/12/22
0	at Kansas	1/29/22
0	at Florida	3/7/20

MOST STEALS

Stls.	Opp.	Date
15	LAFAYETTE	11/16/12
13	NORTH FLORIDA	11/26/21
13	OLE MISS	1/2/16
13	vs. UConn	12/9/09
12	vs. Michigan State	11/15/22
12	at Alabama	2/5/22
12	vs. North Carolina	12/22/18
12	NORTH DAKOTA	11/14/18
12	STEPHEN F. AUSTIN	11/11/16
12	BOSTON	11/24/15
12	NORTH CAROLINA	12/13/14
12	PROVIDENCE	11/30/14
12	LIPSCOMB	12/15/12
12	PORTLAND	11/26/11
12	vs. Cornell	3/25/10
12	GEORGIA	1/9/10
12	vs. UNC Asheville	11/30/09

FEWEST STEALS

Stls.	Opp.	Date
0	at Auburn	2/1/20
0	vs. Baylor	12/6/13
1	ARKANSAS	2/9/21
1	vs. Duke	11/6/18
1	at West Virginia	1/27/18
1	vs. Michigan State	11/12/13
1	at Robert Morris	3/19/13
1	vs. West Virginia	3/19/11
1	FLORIDA	2/26/11

MOST PERSONAL FOULS

Fls.	Opp.	Date
33	at Kansas	1/30/16
32	at South Carolina	1/16/18
31	at Arkansas	1/14/14
31	at North Carolina	12/14/13
30	vs. North Carolina	12/19/20
29	at Auburn	2/1/20
29	at Missouri	2/3/18
29	at South Carolina	3/1/14

FEWEST PERSONAL FOULS

Fls.	Opp.	Date
5	HIGH POINT	12/31/21
7	DUQUESNE	11/11/22
7	ALABAMA	2/19/22
7	NORTH FLORIDA	11/22/21
7	HARTFORD	12/29/09
8	ROBERT MORRIS	11/12/21
8	MONTANA STATE	11/23/14
8	LAFAYETTE	11/16/12
8	vs. Florida	3/10/12
8	vs. Princeton	3/17/11
8	WINTHROP	12/22/10
8	DREXEL	12/21/09
8	vs. UNC Asheville	11/30/09

KENTUCKY'S 100-POINT GAMES

Points (Score)	Opponent	Date
115 (115-69)	Arizona State	11/28/16
111 (111-76)	UT MARTIN	11/25/16
110 (110-75)	AUBURN	2/21/15
108 (108-58)	MARIST	11/11/11
107 (107-79)	TENNESSEE	1/15/22
107 (107-73)	UIC	11/26/17
106 (106-63)	S. CAROLINA STATE	11/17/22
105 (105-76)	UT ARLINGTON	11/19/13
104 (104-75)	LIU BROOKLYN	11/23/12
104 (104-61)	HARTFORD	12/29/09
103 (103-100)	vs. North Carolina	12/17/16
102 (102-90)	vs. Indiana	3/23/12
102 (102-92)	RIDER	11/21/09
101 (101-70)	CLEVELAND STATE	11/23/16
101 (101-49)	LAFAYETTE	11/16/12
101 (101-70)	ARKANSAS	1/23/10
100 (100-60)	ROBERT MORRIS	11/12/21
100 (100-58)	TEXAS A&M	1/3/17
100 (100-71)	ETSU	3/18/10





JACOB TOPPIN

Senior | Forward | 6-9 | 205 | Brooklyn, N.Y. | Univ. of Rhode Island

- Has tallied double-digit points in six of his last eight games played, including four straight. Included in that run are two double-doubles in his last four outings
- Totaled 14 points and four boards against No. 9 Kansas
- Produced his fourth double-double of the season with 12 points and 10 rebounds at Vanderbilt
- Scored 17 points in win over Texas A&M
- Logged a double-double with 11 points and a career-high-tying 11 rebounds, while also leading the team with four assists in the win over Georgia
- Went for five points, eight boards and a season-high five assists in win at No. 5 Tennessee
- Produced 21 points, three rebounds, a block and a steal in the win over LSU. Sank two clutch free-throws to seal the game for the Cats
- Poured in a career-high 24 points while grabbing seven boards in win over Louisville
 - Tabbed the Bluegrass Sports Commission MVP of the annual UK-Louisville game
- Tallied double-digit points in four straight games from Nov. 20-Dec. 4
- Scored a 20 points and added 10 rebounds in the win over North Florida
- Had 16 points at Gonzaga
- Notched first-career double-double with 15 points and a career-best 11 boards against Howard
- Averaged a team-high 15.5 points per game in its two fall exhibitions
- Averaged 16.8 points per game during the foreign tour in The Bahamas
 - Connected on 56.5% of field-goal attempts and 53.3% from long range
 - Made eight 3-pointers
 - Led the team with 27 points and five 3s against Carleton University

2022-23 SEASON/CAREER HIGHS*		
Points		
Season	24, LOUISVILLE (12/31/22)	
Career	24, LOUISVILLE (12/31/22)	
Rebounds		
Season	11, 2x, last vs. GEORGIA (1/17/23)	
Career	11, 2x, last vs. GEORGIA (1/17/23)	
Field Goals		
Season	10, LOUISVILLE (12/31/22)	
Career	10, LOUISVILLE (12/31/22)	
Field Goals Attempted		
Season	18, at Gonzaga (11/20/22)	
Career	18, at Gonzaga (11/20/22)	
3-Point Field Goals		
Season	1, 6x, last vs. TEXAS A&M (1/21/23)	
Career	3, ALABAMA (11/15/19)	
3-Point Field Goals Attempted		
Season	4, at Gonzaga (11/20/22)	
Career	4, 4x, last at Gonzaga (11/20/22)	
Free Throws		
Season	5, 2x, last vs. GEORGIA (1/17/23)	
Career	6, FLORIDA (2/27/21)	
Free Throws Attempted		
Season	8, NORTH FLORIDA (11/23/22)	
Career	8, 2x, last N. Florida (11/23/22)	
Assists		
Season	5, at Tennessee (1/14/23)	
Career	6, WESTERN KENTUCKY (12/22/21)	
Steals		
Season	2, 3x, last vs. TEXAS A&M (1/21/23)	
Career	3, at Ole Miss (3/2/21)	
Blocked Shots		
Season	2, 3x, last at Vanderbilt (1/24/23)	
Career	4, SOUTHERN (12/7/21)	
Minutes Played		
Season	39, GEORGIA (1/17/23)	
Career	40, ALABAMA (2/19/22)	
MISCELLANEOUS		
	2022-23	CAREER*
Dunks	19	73
Double-Figure Scoring Games	12	28
Double-Figure Rebounding Games	4	4
Games With Double-Double	4	4
Games Led Team in Scoring	4	4
Games Led Team in Rebounding	3	5
Games Led Team in Assists	2	5
Games Led Team in Steals	3	6
Games Led Team in Blocks	4	13
Games With 3+ Assists	6	11
Games With 3+ Blocks	0	2
Games With 3+ Steals	0	1
Games With 3+ Three-Pointers	0	1

*includes Rhode Island statistics

Game-By-Game Statistics

Opponent	Date	GS	Min	FG-A	Pct.	3FG-A	Pct.	FT-A	Pct.	Off-Def-Tot	PF	Ast	TO	Blk	Stl	Pts
HOWARD	11/7	*	32	5-12	.417	1-2	.500	4-7	.571	3-8-11	2	2	0	0	2	15
DUQUESNE	11/11	*	28	4-12	.333	0-1	.000	0-0	.000	1-7-8	2	3	2	1	2	8
vs. Michigan State	11/15	*	31	3-8	.375	1-3	.333	3-4	.750	1-3-4	4	0	1	1	0	10
S. CAROLINA STATE	11/17	*	20	4-8	.500	0-2	.000	0-1	.000	3-6-9	2	2	0	1	1	8
at Gonzaga	11/20	*	36	7-18	.389	0-4	.000	2-4	.500	1-2-3	2	1	2	0	0	16
NORTH FLORIDA	11/23	*	21	7-15	.467	1-2	.500	5-8	.625	4-6-10	2	1	1	0	0	20
BELLARMINE	11/29	*	31	4-9	.444	0-2	.000	4-4	1.000	2-3-5	0	2	0	0	0	12
vs. Michigan	12/4	*	25	6-12	.500	0-1	.000	2-3	.667	2-3-5	3	1	2	0	0	14
YALE	12/10	*	31	2-6	.333	0-1	.000	0-0	.000	2-3-5	1	4	1	0	0	4
vs. UCLA	12/17	*	24	2-10	.200	0-2	.000	1-2	.500	4-3-7	2	2	3	0	1	5
FLORIDA A&M	12/21		19	1-2	.500	0-0	.000	2-3	.667	2-3-5	0	1	0	1	0	4
at Missouri	12/28		13	0-2	.000	0-1	.000	0-0	.000	0-4-4	0	1	3	0	0	0
LOUISVILLE	12/31	*	35	10-15	.667	0-1	.000	4-6	.667	3-4-7	4	2	2	0	0	24
LSU	1/3	*	32	9-13	.692	1-1	1.000	2-2	1.000	1-2-3	1	3	1	1	1	21
at Alabama	1/7	*	25	1-10	.100	1-1	1.000	0-0	.000	3-3-6	3	0	0	2	0	3
SOUTH CAROLINA	1/10									DNP - Right shoulder injury						
at Tennessee	1/14	*	33	1-5	.200	0-0	.000	3-5	.600	2-6-8	1	5	3	0	0	5
GEORGIA	1/17	*	39	3-10	.300	0-0	.000	5-6	.833	2-9-11	2	4	0	2	1	11
TEXAS A&M	1/21	*	34	7-12	.583	1-2	.500	2-4	.500	3-1-4	2	3	1	1	2	17
at Vanderbilt	1/24	*	34	6-7	.857	0-0	.000	0-0	.000	1-9-10	1	2	1	2	0	12
KANSAS	1/28	*	32	6-11	.545	0-1	.000	2-4	.500	0-4-4	4	2	1	0	0	14

Career Statistics

Year	GP-GS	Min-Avg	FG-FGA	Pct	3FG-FGA	Pct	FT-FTA	Pct	Off-Def-Tot-Avg	PF-FO	Ast	TO	Blk	Stl	Pts	Avg
2019-20	30-3	560-18.7	55-129	.426	13-53	.245	29-45	.644	42-75-117-3.9	63-0	15	17	12	11	152	5.1
2020-21	24-2	412-17.2	44-99	.444	4-13	.308	32-41	.780	22-63-8-5-3.5	26-0	16	20	6	11	124	5.2
2021-22	29-4	516-17.8	70-126	.556	4-10	.400	35-47	.745	29-64-93-3.2	35-1	32	17	16	10	179	6.2
2022-23	20-18	574-28.7	88-197	.447	6-27	.222	41-63	.651	40-89-129-6.5	38-0	41	24	12	10	223	11.2
TOTAL	103-27	2061-20.0	257-551	.466	27-103	.262	137-196	.699	133-291-424-4.1	162-1	104	78	46	42	678	6.6



2022-23 SEASON/CAREER HIGHS*		
Points		
Season	20, HOWARD (11/7/22)	
Career	23, at Minnesota (12/25/20)	
Rebounds		
Season	4, TEXAS A&M (1/21/23)	
Career	5, ORAL ROBERTS (11/15/19)	
Field Goals		
Season	6, 2x, last S. CAROLINA (1/10/23)	
Career	8, NORTH CAROLINA (12/8/20)	
Field Goals Attempted		
Season	12, TEXAS A&M (1/21/23)	
Career	12, 3x, last vs. TEXAS A&M (1/21/23)	
3-Point Field Goals		
Season	4, 2x, last FLORIDA A&M (12/21/22)	
Career	5, 3x, last at Minnesota (12/25/20)	
3-Point Field Goals Attempted		
Season	10, TEXAS A&M (1/21/23)	
Career	10, TEXAS A&M (1/21/23)	
Free Throws		
Season	6, HOWARD (11/7/22)	
Career	6, 3x, last vs. HOWARD (11/7/22)	
Free Throws Attempted		
Season	7, HOWARD (11/7/22)	
Career	8, vs. Cincinnati (12/21/19)	
Assists		
Season	5, at Vanderbilt (1/24/23)	
Career	6, SOUTHERN (11/27/20)	
Steals		
Season	4, SOUTH CAROLINA ST. (11/17/22)	
Career	4, SOUTH CAROLINA ST. (11/17/22)	
Blocked Shots		
Season	-	
Career	1, 9x, last vs. Grand Canyon (3/20/21)	
Minutes Played		
Season	37, at Tennessee (1/14/23)	
Career	39, at Minnesota (12/25/20)	
MISCELLANEOUS		
	2022-23	CAREER*
Dunks	0	0
Double-Figure		
Scoring Games	9	28
Double-Figure		
Rebounding Games	0	0
Games With		
Double-Double	0	0
Games Led Team		
in Scoring	1	5
Games Led Team		
in Rebounding	0	0
Games Led Team		
in Assists	1	6
Games Led Team		
in Steals	3	10
Games Led Team		
in Blocks	0	3
Games With		
3+ Assists	5	26
Games With		
3+ Blocks	0	0
Games With		
3+ Steals	1	1
Games With		
3+ Three-Pointers	5	17

*includes Iowa statistics

- Reached double-figure scoring for the fourth time in five games with 10 points at Vanderbilt. He also added a season-high five assists
- Scored 12 points in win over Texas A&M
- Poured in 13 points in a season-high 37 minutes in win at No. 5 Tennessee
- After missing the previous three games with a right hand injury, returned against South Carolina and scored 14 points, including sinking two 3s
- Sunk four 3-pointers and added a pair of assists in the win over Florida A&M
- Had a career-high four steals to go with a team-best 17 points against South Carolina State
- Went for 20 points, three rebounds and three assists against Howard
- Averaged 14.5 points on 63.6% shooting from long range in UK's two fall exhibitions
 - Made at least three 3s in both games
- Missed the 2021-22 season due to a hamstring injury
- Prior to the injury, was entering the season as the nation's leading returning in career 3-point field-goal percentage (46.6%) with a minimum of 150 attempts
- Logged 37 minutes in three games during the foreign tour in The Bahamas
 - Averaged 4.0 points per game on 50% shooting and also contributed 2.0 assists per game

Game-By-Game Statistics

Opponent	Date	GS	Min	FG-A	Pct.	3FG-A	Pct.	FT-A	Pct.	Off-Def-Tot	PF	Ast	TO	Blk	Stl	Pts
HOWARD	11/7	*	30	6-9	.667	2-5	.400	6-7	.857	0-3-3	0	3	0	0	1	20
DUQUESNE	11/11	*	30	5-9	.556	4-7	.571	0-0	.000	0-2-2	0	3	1	0	0	14
vs. Michigan State	11/15	*	32	2-7	.286	1-6	.167	0-0	.000	0-0-0	4	0	0	0	0	5
S. CAROLINA STATE	11/17	*	20	5-11	.455	3-7	.429	4-4	1.000	1-1-2	1	3	1	0	4	17
at Gonzaga	11/20	*	36	1-9	.111	1-6	.167	0-0	.000	2-0-2	1	3	2	0	1	3
NORTH FLORIDA	11/23		11	1-2	.500	0-1	.000	0-0	.000	0-0-0	1	2	0	0	0	2
BELLARMINE	11/29		19	3-7	.429	3-7	.429	2-2	1.000	0-0-0	0	0	0	0	0	11
vs. Michigan	12/4		16	1-3	.333	1-3	.333	0-1	.000	0-0-0	1	1	0	0	0	3
YALE	12/10		9	0-2	.000	0-0	.000	0-0	.000	0-0-0	3	1	0	0	1	0
vs. UCLA	12/17		6	0-0	.000	0-0	.000	0-0	.000	0-0-0	0	0	0	0	0	0
FLORIDA A&M	12/21		25	4-7	.571	4-6	.667	0-0	.000	0-0-0	1	2	0	0	0	12
at Missouri	12/28		4	0-1	.000	0-1	.000	0-0	.000	0-0-0	1	0	0	0	0	0
LOUISVILLE	12/31															
LSU	1/3															
at Alabama	1/7															
SOUTH CAROLINA	1/10		30	6-9	.667	2-4	.500	0-0	.000	0-0-0	0	1	0	0	0	14
at Tennessee	1/14	*	37	4-11	.364	3-9	.333	2-2	1.000	0-2-2	1	1	2	0	0	13
GEORGIA	1/17	*	36	1-8	.125	1-5	.200	0-0	.000	0-1-1	3	2	0	0	0	3
TEXAS A&M	1/21	*	35	3-12	.250	2-10	.200	4-4	1.000	2-2-4	0	2	1	0	2	12
at Vanderbilt	1/24	*	28	4-8	.500	2-5	.400	0-0	.000	1-1-2	1	5	1	0	1	10
KANSAS	1/28	*	29	1-8	.125	0-5	.000	0-0	.000	0-0-0	0	2	2	0	1	2

Career Statistics

Year	GP-GS	Min-Avg	FG-FGA	Pct	3FG-FGA	Pct	FT-FTA	Pct	Off-Def-Tot-Avg	PF-FO	Ast	TO	Blk	Stl	Pts	Avg
2019-20	25-25	715-29.8	87-180	.483	47-102	.461	35-44	.795	16-32-48-1.9	43-0	69	32	5	17	256	10.2
2020-21	27-27	666-24.7	72-152	.474	36-76	.474	23-34	.676	5-24-29-1.1	25-0	52	10	4	10	203	7.5
2022-23	18-10	434-24.1	47-123	.382	29-87	.333	18-20	.900	6-12-18-1.0	18-0	31	10	0	11	141	7.8
TOTAL	70-62	1816-25.9	206-455	.453	112-265	.423	76-98	.776	27-68-95-1.4	86-0	152	52	9	38	600	8.6



SAHVIR WHEELER 2

Senior | Guard | 5-9 | 180 | Houston | Univ. of Georgia

2022-23 SEASON/CAREER HIGHS

Points		
Season	16, vs. Michigan State (11/15/22)	
Career	27, at Florida (2/20/21)	
Rebounds		
Season	6, 2x, last LSU (1/3/23)	
Career	11, LSU (2/23/21)	
Field Goals		
Season	7, at Alabama (1/7/23)	
Career	12, vs. North Carolina (12/18/21)	
Field Goals Attempted		
Season	16, 2x, last at Alabama (1/7/23)	
Career	18, 2x, last AUBURN (1/13/21)	
3-Point Field Goals		
Season	3, LSU (1/3/23)	
Career	3, 3x, last LSU (1/3/23)	
3-Point Field Goals Attempted		
Season	6, vs. Michigan State (11/15/22)	
Career	8, at LSU (1/6/21)	
Free Throws		
Season	4, SOUTH CAROLINA ST. (11/17/22)	
Career	8, at Florida (2/20/21)	
Free Throws Attempted		
Season	6, vs. Michigan (12/4/22)	
Career	11, OLE MISS (1/30/21)	
Assists		
Season	11, DUQUESNE (11/11/22)	
Career	14, NORTH FLORIDA (11/26/21)	
Steals		
Season	2, 5x, last vs. S. CAROLINA (1/10/23)	
Career	5, at Florida (2/20/21)	
Blocked Shots		
Season	1, 2x, last vs. Mich. St. (11/15/22)	
Career	1, 5x, last vs. Mich. St. (11/15/22)	
Minutes Played		
Season	40, 2x, last vs. S. CAROLINA (1/10/23)	
Career	42, ALABAMA (2/8/20)	
MISCELLANEOUS		
	2022-23	CAREER*
Dunks	0	0
Double-Figure		
Scoring Games	9	58
Double-Figure		
Rebounding Games	0	1
Games With		
Double-Double	1	11
Games Led Team		
in Scoring	0	10
Games Led Team		
in Rebounding	0	2
Games Led Team		
in Assists	13	86
Games Led Team		
in Steals	6	28
Games Led Team		
in Blocks	0	2
Games With		
3+ Assists	16	93
Games With		
3+ Blocks	0	0
Games With		
3+ Steals	0	12
Games With		
3+ Three-Pointers	1	3
<i>*includes Georgia statistics</i>		

- Leads the SEC and is 22nd nationally with 5.5 assists per game
- Was a spark for the Cats off the bench at Vanderbilt. Dished out a game-high-tying five assists, scored four points and added a steal
- Scored in double-digits nine games
- Posted 12 points, a game-high eight assists and made two 3s in the loss at Missouri
- Topped 1,000 career points with 11 in the win over Michigan in London
- Posted 16 points, eight assists and two steals against Michigan State
- After missing the Howard game with a right-leg injury, came off the bench to register a double-double with 11 points and a game-high 11 assists
- Named to the Bob Cousy Award Preseason Watch List, the Naismith Player of the Year watch list and to the Wooden Award watch list
- Voted a preseason All-SEC First Team selection by the league's media and coaches
- 2022 Bob Cousy Award finalist
 - All-SEC Second Team selection (coaches) in 2022
- Led the SEC in assists per game with 6.9 per game, also ranked in the top 10 nationally
 - Has led the league in assists per game in each of the last two seasons
- Averaged 14.5 points and 6.0 assists per game in four outings in The Bahamas

Game-By-Game Statistics

Opponent	Date	GS	Min	FG-A	Pct.	3FG-A	Pct.	FT-A	Pct.	Off-Def-Tot	PF	Ast	TO	Blk	Stl	Pts
HOWARD	11/7			DNP - Right leg injury												
DUQUESNE	11/11		28	4-7	.571	1-2	.500	2-2	1.000	1-5-6	1	11	2	1	2	11
vs. Michigan State	11/15		40	6-16	.375	2-6	.333	2-4	.500	0-0-0	1	8	3	1	2	16
S. CAROLINA STATE	11/17	*	26	1-3	.333	0-1	.000	4-4	1.000	0-3-3	1	10	0	0	1	6
at Gonzaga	11/20	*	17	2-6	.333	1-4	.250	2-3	.667	0-1-1	4	4	1	0	0	7
NORTH FLORIDA	11/23	*	23	2-5	.400	1-1	1.000	0-0	.000	0-1-1	3	5	1	0	0	5
BELLARMINE	11/29	*	35	2-6	.333	1-4	.250	1-2	.500	0-4-4	0	6	4	0	1	6
vs. Michigan	12/4	*	37	4-10	.400	1-2	.500	2-6	.333	0-3-3	0	7	3	0	1	11
YALE	12/10	*	34	5-14	.357	0-2	.000	0-1	.000	0-4-4	1	1	1	0	2	10
vs. UCLA	12/17	*	36	5-7	.714	1-1	1.000	0-0	.000	1-2-3	3	6	6	0	1	11
FLORIDA A&M	12/21	*	20	2-6	.333	1-2	.500	0-0	.000	0-2-2	1	5	1	0	0	5
at Missouri	12/28	*	38	5-12	.417	2-3	.667	0-0	.000	0-0-0	5	8	2	0	0	12
LOUISVILLE	12/31	*	39	2-6	.333	1-3	.333	2-2	1.000	1-0-1	3	9	4	0	2	7
LSU	1/3	*	37	4-10	.400	3-5	.600	0-1	.000	0-6-6	2	9	2	0	0	11
at Alabama	1/7	*	35	7-16	.438	0-2	.000	1-2	.500	1-1-2	4	3	1	0	1	15
SOUTH CAROLINA	1/10	*	40	5-11	.455	0-1	.000	0-3	.000	0-3-3	2	3	2	0	2	10
at Tennessee				DNP - Left shoulder injury												
GEORGIA	1/17		11	0-1	.000	0-0	.000	0-0	.000	0-1-1	1	3	2	0	1	0
TEXAS A&M	1/21		8	0-0	.000	0-0	.000	0-0	.000	0-0-0	1	2	1	0	0	0
at Vanderbilt	1/24		23	2-5	.400	0-1	.000	0-0	.000	0-1-1	3	5	2	0	1	4
KANSAS	1/28		15	1-2	.500	0-0	.000	0-0	.000	0-1-1	1	0	0	0	0	2

Career Statistics

Year	GP-GS	Min-Avg	FG-FGA	Pct	3FG-FGA	Pct	FT-FTA	Pct	Off-Def-Tot-Avg	PF-FO	Ast	TO	Blk	Stl	Pts	Avg
2019-20	31-17	848-27.4	103-218	.472	16-50	.320	58-83	.699	17-59-76-2.5	85-1	139	91	0	26	280	9.0
2020-21	26-26	903-34.7	135-338	.399	18-80	.225	76-103	.738	18-82-100-3.8	70-3	193	115	1	44	364	14.0
2021-22	30-29	934-31.1	120-272	.441	16-52	.308	46-59	.780	18-59-77-2.6	71-0	207	91	2	33	302	10.1
2022-23	19-13	541-28.5	59-143	.413	15-40	.375	16-30	.533	4-38-42-2.2	37-1	105	38	2	17	149	7.8
TOTAL	106-85	3227-30.4	417-971	.429	65-222	.293	196-275	.713	57-238-295-2.8	263-5	644	335	5	120	1095	10.3



ADOU THIERO 3

Freshman | Guard | 6-6 | 200 | Leetsdale, Pa. | Quaker Valley HS

2022-23 SEASON/CAREER HIGHS*

Points		
Season	6, S. CAROLINA STATE (11/17/22)	
Career	6, S. CAROLINA STATE (11/17/22)	
Rebounds		
Season	5, 2x, last at Alabama (1/7/23)	
Career	5, 2x, last at Alabama (1/7/23)	
Field Goals		
Season	2, S. CAROLINA STATE (11/17/22)	
Career	2, S. CAROLINA STATE (11/17/22)	
Field Goals Attempted		
Season	3, 2x, last at Tennessee (13/14/23)	
Career	3, 2x, last at Tennessee (13/14/23)	
3-Point Field Goals		
Season	1, 2x, last at Missouri (12/28/22)	
Career	1, 2x, last at Missouri (12/28/22)	
3-Point Field Goals Attempted		
Season	2, NORTH FLORIDA (11/23/22)	
Career	2, NORTH FLORIDA (11/23/22)	
Free Throws		
Season	4, 2x, last at Tennessee (13/14/23)	
Career	4, 2x, last at Tennessee (13/14/23)	
Free Throws Attempted		
Season	6, HOWARD (11/7/22)	
Career	6, HOWARD (11/7/22)	
Assists		
Season	1, 4x, last at Alabama (1/7/23)	
Career	1, 4x, last at Alabama (1/7/23)	
Steals		
Season	2, at Tennessee (1/14/23)	
Career	2, at Tennessee (1/14/23)	
Blocked Shots		
Season	2, NORTH FLORIDA (11/23/22)	
Career	2, NORTH FLORIDA (11/23/22)	
Minutes Played		
Season	18, at Alabama (1/7/23)	
Career	18, at Alabama (1/7/23)	
MISCELLANEOUS		
	2022-23	CAREER*
Dunks	1	1
Double-Figure		
Scoring Games	0	0
Double-Figure		
Rebounding Games	0	0
Games With		
Double-Double	0	0
Games Led UK		
in Scoring	0	0
Games Led UK		
in Rebounding	0	0
Games Led UK		
in Assists	0	0
Games Led UK		
in Steals	2	2
Games Led UK		
in Blocks	0	0
Games With		
3+ Assists	0	0
Games With		
3+ Blocks	0	0
Games With		
3+ Steals	0	0
Games With		
3+ Three-Pointers	0	0

- Scored four points and had a pair of steals in 13 minutes in the win at No. 5 Tennessee
- Went for five boards, an assist, a block and a steal in a career-high 18 minutes at Alabama
- Chipped in with five points and three boards at Missouri
- Had five points and a pair of blocks against North Florida
- Logged six points, four boards and an assist in win over South Carolina State
- Totaled four points and five rebounds against Howard in collegiate debut
- Notched 21 points, 12 rebounds, six assists and three steals in the Blue-White Game
- Scored 6.3 points and added 3.0 rebounds in 14.3 minutes per game in four appearances in The Bahamas
- Averaged 23.3 points, 10.3 rebounds, 5.9 assists, 3.9 steals and 2.3 blocks per game and directed Quaker Valley to a 27-1 record and a 14-0 mark in league play as a senior in high school
- Finished his career with 1,624 career points which ranked as the third most in team history
- Had a 44-point performance against Hopewell which snapped the school's single-game scoring record

Game-By-Game Statistics

Opponent	Date	GS	Min	FG-A	Pct.	3FG-A	Pct.	FT-A	Pct.	Off-Def-Tot	PF	Ast	TO	Blk	Stl	Pts
HOWARD	11/7	14		0-1	.000	0-0	.000	4-6	.667	1-4-5	0	1	1	0	0	4
DUQUESNE	11/11			DNP - Coach's decision												
vs. Michigan State	11/15			DNP - Coach's decision												
S. CAROLINA STATE	11/17	9		2-3	.667	0-0	.000	2-3	.667	1-3-4	3	1	2	0	0	6
at Gonzaga	11/20			DNP - Coach's decision												
NORTH FLORIDA	11/23	12		1-2	.500	1-2	.500	2-2	1.000	0-1-1	2	0	0	2	0	5
BELLARMINE	11/29			DNP - Coach's decision												
vs. Michigan	12/4			DNP - Coach's decision												
YALE	12/10			DNP - Coach's decision												
vs. UCLA	12/17			DNP - Coach's decision												
FLORIDA A&M	12/21	3		0-1	.000	0-1	.000	0-0	.000	1-0-1	0	0	0	0	1	0
at Missouri	12/28	17		1-1	1.000	1-1	1.000	2-3	.667	2-1-3	2	1	0	0	1	5
LOUISVILLE	12/31	7		0-0	.000	0-0	.000	0-0	.000	0-0-0	0	0	0	0	0	0
LSU	1/3			DNP - Coach's decision												
at Alabama	1/7	18		0-2	.000	0-1	.000	0-0	.000	1-4-5	2	1	1	1	1	0
SOUTH CAROLINA	1/10			DNP - Coach's decision												
at Tennessee	1/14	13		0-3	.000	0-0	.000	4-4	1.000	0-0-0	3	0	2	0	2	4
GEORGIA	1/17	3		0-0	.000	0-0	.000	0-0	.000	0-0-0	2	0	0	0	1	0
TEXAS A&M	1/21			DNP - Coach's decision												
at Vanderbilt	1/24			DNP - Coach's decision												
KANSAS	1/28			DNP - Coach's decision												

Career Statistics

Year	GP-GS	Min-Avg	FG-FGA	Pct	3FG-FGA	Pct	FT-FTA	Pct	Off-Def-Tot-Avg	PF-FO	Ast	TO	Blk	Stl	Pts	Avg
2022-23	9-0	96-10.6	4-13	.308	2-5	.400	14-18	.778	6-13-19-2.1	14-0	4	6	3	6	24	2.7
TOTAL	9-0	96-10.6	4-13	.308	2-5	.400	14-18	.778	6-13-19-2.1	14-0	4	6	3	6	24	2.7



DAIMION COLLINS 4

Sophomore | Forward | 6-9 | 210 | Atlanta, Texas | Atlanta HS

2022-23 SEASON/CAREER HIGHS

Points		
Season	6, S. CAROLINA ST. (11/17/22)	
Career	14, ROBERT MORRIS (11/12/21)	
Rebounds		
Season	7, S. CAROLINA ST. (11/17/22)	
Career	8, HIGH POINT (12/31/21)	
Field Goals		
Season	2, 3x, last at Alabama (1/7/23)	
Career	7, ROBERT MORRIS (11/12/21)	
Field Goals Attempted		
Season	7, NORTH FLORIDA (11/23/22)	
Career	10, NORTH FLORIDA (11/26/21)	
3-Point Field Goals		
Season	-	
Career	-	
3-Point Field Goals Attempted		
Season	1, 2x, last vs. Michigan (12/4/22)	
Career	2, NORTH FLORIDA (11/26/21)	
Free Throws		
Season	2, 2x, last S. CAROLINA ST. (11/17/22)	
Career	6, at Alabama (2/5/22)	
Free Throws Attempted		
Season	4, vs. Michigan State (11/15/22)	
Career	6, at Alabama (2/5/22)	
Assists		
Season	1, 2x, last S. CAROLINA (1/10/23)	
Career	3, ROBERT MORRIS (11/12/21)	
Steals		
Season	1, 4x, last S. CAROLINA (1/10/23)	
Career	1, 9x, last at Alabama (1/7/23)	
Blocked Shots		
Season	3, SOUTH CAROLINA (1/10/23)	
Career	4, ROBERT MORRIS (11/12/21)	
Minutes Played		
Season	22, SOUTH CAROLINA (1/10/23)	
Career	25, NORTH FLORIDA (11/26/21)	
MISCELLANEOUS		
	2022-23	CAREER
Dunks	5	27
Double-Figure Scoring Games	0	3
Double-Figure Rebounding Games	0	0
Games With Double-Double	0	0
Games Led UK in Scoring	0	0
Games Led UK in Rebounding	0	1
Games Led UK in Assists	0	0
Games Led UK in Steals	1	1
Games Led UK in Blocks	2	9
Games With 3+ Assists	0	1
Games With 3+ Blocks	1	4
Games With 3+ Steals	0	0
Games With 3+ Three-Pointers	0	0

- Missed the game at Tennessee with a left foot injury
- Scored two points, added four rebounds and a game-high three blocks in a season-high 22 minutes vs. South Carolina
- Had four points, two boards, a block and a steal in 14 minutes at Alabama
- Scored six points and added seven rebounds in the win over South Carolina State
- Made his first appearance of the season against Michigan State after missing the Howard and Duquesne games due to personal reasons
- Had 10 points, eight boards and a pair of blocks in the Blue-White Game
- Averaged 10.0 points per game on 60.7% shooting and added 5.3 rebounds in four games in The Bahamas
- Owns a 46.5-inch vertical set at the 2022 Pro Day
- Had three double-figure scoring efforts as a freshman, including a career-high 14 against Robert Morris

Game-By-Game Statistics

Opponent	Date	GS	Min	FG-A	Pct.	3FG-A	Pct.	FT-A	Pct.	Off-Def-Tot	PF	Ast	TO	Blk	Stl	Pts
HOWARD	11/7			DNP - Personal reasons												
DUQUESNE	11/11			DNP - Personal reasons												
vs. Michigan State	11/15		18	0-1	.000	0-0	.000	2-4	.500	0-1-1	2	0	1	0	1	2
S. CAROLINA STATE	11/17		18	2-4	.500	0-0	.000	2-2	1.000	1-6-7	1	0	3	2	0	6
at Gonzaga	11/20		4	0-0	.000	0-0	.000	0-0	.000	0-0-0	1	0	1	0	1	0
NORTH FLORIDA	11/23		17	2-7	.286	0-1	.000	0-0	.000	1-4-5	4	1	1	2	0	4
BELLARMINE	11/29		9	0-1	.000	0-0	.000	0-0	.000	2-1-3	2	0	3	0	0	0
vs. Michigan	12/4		13	0-2	.000	0-1	.000	1-2	.500	0-5-5	0	0	1	0	0	1
YALE	12/10		6	0-1	.000	0-1	.000	0-0	.000	1-1-2	2	0	2	0	0	0
vs. UCLA	12/17			DNP - Coach's decision												
FLORIDA A&M	12/21		5	0-0	.000	0-0	.000	0-0	.000	0-1-1	1	0	0	0	0	0
at Missouri	12/28			DNP - Coach's decision												
LOUISVILLE	12/31		3	1-2	.500	0-0	.000	0-0	.000	0-0-0	0	0	0	0	0	2
LSU	1/3		8	1-3	.333	0-0	.000	0-0	.000	1-0-1	2	0	0	1	0	2
at Alabama	1/7		14	2-3	.667	0-0	.000	0-0	.000	1-1-2	1	0	1	1	1	4
SOUTH CAROLINA	1/10	*	22	1-4	.250	0-0	.000	0-1	.000	2-2-4	1	1	1	3	1	2
at Tennessee	1/14			DNP - Left foot injury												
GEORGIA	1/17			DNP - Coach's decision												
TEXAS A&M	1/21			DNP - Coach's decision												
at Vanderbilt	1/24			DNP - Coach's decision												
KANSAS	1/28			DNP - Coach's decision												

Career Statistics

Year	GP-GS	Min-Avg	FG-FGA	Pct	3FG-FGA	Pct	FT-FTA	Pct	Off-Def-Tot-Avg	PF-FO	Ast	TO	Blk	Stl	Pts	Avg
2021-22	27-1	198-7.3	30-52	.577	0-3	.000	18-21	.857	18-37-55-2.0	33-0	4	16	20	6	78	2.9
2022-23	12-1	139-11.6	9-28	.321	0-3	.000	5-9	.556	9-22-31-2.6	17-0	2	14	9	4	23	1.9
TOTAL	39-2	337-8.6	39-80	.488	0-6	.000	23-30	.767	27-59-86-2.2	50-0	6	30	29	10	101	2.6



ANTONIO REEVES **12**

Senior | Guard | 6-5 | 205 | Chicago | Illinois State Univ.

2022-23 SEASON/CAREER HIGHS*

Points
 Season 23, TEXAS A&M (1/21/23)
 Career 34, VALPARAISO (2/9/22)

Rebounds
 Season 6, NORTH FLORIDA (11/23/22)
 Career 10, UTSA (12/21/21)

Field Goals
 Season 8, 2x, last vs. TEXAS A&M (1/21/23)
 Career 13, VALPARAISO (2/9/22)

Field Goals Attempted
 Season 17, TEXAS A&M (1/21/23)
 Career 24, at Valparaiso (1/2/22)

3-Point Field Goals
 Season 6, HOWARD (11/7/22)
 Career 6, 2x, last vs. HOWARD (11/7/22)

3-Point Field Goals Attempted
 Season 12, HOWARD (11/7/22)
 Career 12, HOWARD (11/7/22)

Free Throws
 Season 8, at Tennessee (1/14/23)
 Career 9, DRAKE (1/26/22)

Free Throws Attempted
 Season 8, at Tennessee (1/14/23)
 Career 9, 3x, last vs. DRAKE (1/26/22)

Assists
 Season 3, 3x, last vs. KANSAS (1/28/23)
 Career 5, 2x, last vs. SOUTHERN ILLINOIS (2/5/22)

Steals
 Season 1, 6x, last vs. TEXAS A&M (1/21/23)
 Career 3, 5x, last vs. LOYOLA CHICAGO (2/21/22)

Blocked Shots
 Season 1, 4x, last vs. S. CAROLINA (1/10/23)
 Career 3, 2x, last vs. UNI (3/4/22)

Minutes Played
 Season 31, YALE (12/10/22)
 Career 46, at Eastern Michigan (11/12/21)

MISCELLANEOUS	2022-23	CAREER
Dunks	2	17
Double-Figure		
Scoring Games	16	76
Double-Figure		
Rebounding Games	0	1
Games With		
Double-Double	0	1
Games Led Team		
in Scoring	8	42
Games Led Team		
in Rebounding	0	6
Games Led Team		
in Assists	0	8
Games Led Team		
in Steals	0	22
Games Led Team		
in Blocks	1	6
Games With		
3+ Assists	3	17
Games With		
3+ Blocks	0	1
Games With		
3+ Steals	0	5
Games With		
3+ Three-Pointers	9	30

*includes Illinois State statistics

- Tallied double-digit points in 16 games, including each of the last seven
- Scored 10 points and dished out a season-high-tying three assists against No. 9 Kansas
- Poured in a game-high 23 points, including five 3-pointers, in win against Texas A&M
- Scored a team-high 18 points, connecting on all eight free throws in win at No. 5 Tennessee
- Scored a game-high 20 points while pulling down four boards at Alabama
- Had 11 points, including three first-half 3-pointers in the win over Michigan
- Led the team with 18 points in the win against Bellarmine
- Scored a team-high-tying 20 points and added a season-best six boards in the win over North Florida
- Led the team in scoring in each of the first two games. Had 22 against Howard, including going 6 of 12 from deep. He charted 18 points with four 3s against Duquesne
 - The six made 3s in the opener were the most ever for a UK player in a debut
- Named to the preseason watch list for the Jerry West Award
- Was the MVP of the Big Blue Bahamas foreign tour this summer
 - Averaged a team-best 17.0 points per game on 52.4% shooting from the field
 - Sunk 14 3-pointers (3.5 per game) and connected at a 51.9% rate
- Scored more than 1,000 career points at Illinois State
- Ranked in the top 20 nationally in scoring (20.1 ppg) as a junior at Illinois State
- Earned All-MVC honors and All-District 16 Team accolades

Game-By-Game Statistics

Opponent	Date	GS	Min	FG-A	Pct.	3FG-A	Pct.	FT-A	Pct.	Off-Def-Tot	PF	Ast	TO	Blk	Stl	Pts
HOWARD	11/7		25	8-16	.500	6-12	.500	0-1	.000	0-1-1	1	2	3	0	0	22
DUQUESNE	11/11		28	5-9	.556	4-6	.667	4-5	.800	0-3-3	0	0	2	1	1	18
vs. Michigan State	11/15		23	1-7	.143	1-3	.333	2-2	1.000	0-1-1	1	1	1	0	0	5
S. CAROLINA STATE	11/17		20	3-9	.333	3-7	.429	2-2	1.000	0-1-1	2	3	0	0	0	11
at Gonzaga	11/20		24	4-13	.308	2-7	.286	0-1	.000	2-0-2	1	1	0	0	1	10
NORTH FLORIDA	11/23	*	29	7-12	.583	4-8	.500	2-2	1.000	2-4-6	1	1	2	0	0	20
BELLARMINE	11/29	*	24	7-15	.467	3-6	.500	1-1	1.000	2-3-5	2	2	0	1	0	18
vs. Michigan	12/4	*	26	4-9	.444	3-4	.750	0-0	.000	1-3-4	2	2	3	0	0	11
YALE	12/10	*	31	3-7	.429	1-3	.333	3-4	.750	0-2-2	2	3	1	0	1	10
vs. UCLA	12/17	*	22	2-13	.154	2-8	.250	0-1	.000	0-0-0	1	1	2	0	1	6
FLORIDA A&M	12/21		25	4-11	.364	2-7	.286	0-0	.000	0-2-2	1	1	0	0	0	10
at Missouri	12/28		15	3-6	.500	0-3	.000	2-3	.667	0-0-0	2	1	2	0	0	8
LOUISVILLE	12/31		16	1-4	.250	0-2	.000	3-4	.750	0-1-1	1	0	0	1	0	5
LSU	1/3		14	0-1	.000	0-1	.000	2-2	1.000	0-0-0	1	0	1	0	0	2
at Alabama	1/7		21	7-13	.538	4-7	.571	2-4	.500	2-2-4	1	0	1	0	0	20
SOUTH CAROLINA	1/10		28	6-13	.462	1-5	.200	0-0	.000	1-1-2	3	0	0	1	0	13
at Tennessee	1/14		30	4-10	.400	2-6	.333	8-8	1.000	0-4-4	3	1	4	0	0	18
GEORGIA	1/17		26	4-11	.364	1-5	.200	2-2	1.000	0-1-1	4	2	1	0	1	11
TEXAS A&M	1/21		29	8-17	.471	5-11	.455	2-2	1.000	0-1-1	0	1	1	0	1	23
at Vanderbilt	1/24		28	7-14	.500	2-5	.400	0-0	.000	0-2-3	2	1	2	0	0	16
KANSAS	1/28		30	3-9	.333	0-3	.00	4-4	1.000	0-2-2	2	3	1	0	0	10

Career Statistics

Year	GP-GS	Min-Avg	FG-FGA	Pct	3FG-FGA	Pct	FT-FTA	Pct	Off-Def-Tot-Avg	PF-FO	Ast	TO	Blk	Stl	Pts	Avg
2019-20	31-3	693-22.4	81-211	.384	33-105	.314	27-41	.659	15-61-76-2.5	38-0	22	30	2	20	222	7.2
2020-21	25-24	751-30.0	110-259	.425	33-108	.306	58-76	.763	19-63-82-3.3	36-0	36	45	6	9	311	12.4
2021-22	33-33	1151-34.9	237-505	.469	76-195	.390	112-137	.818	19-98-117-3.5	59-2	60	77	15	36	662	20.1
2022-23	21-5	512-24.4	91-219	.416	46-119	.387	39-48	.813	11-34-45-2.1	33-0	26	27	4	6	267	12.7
TOTAL	110-65	3107-28.2	519-1194	.435	188-527	.357	236-302	.781	64-256-320-2.9	166-2	144	179	27	71	1462	13.3



BRENNAN CANADA 14

Senior | Forward | 6-6 | 205 | Mount Sterling, Ky. | George Rogers Clark HS

- Drained first-career 3-pointer in win over South Carolina State
- Hauled in a rebound in two minutes of action against Howard
- Scored five points in seven minutes against Kentucky State
- Put on scholarship in January
- Graduated with a degree in communication and is now pursuing a graduate certificate in sport, fitness and recreation management
- Inducted into UK's Frank G. Ham Society of Character which honors student-athletes who have shown an extraordinary commitment to academic excellence, athletic participation, personal development, career preparation and serving as a role model
- Played in a career-high nine games and scored in three contests as a junior
- Student Athletic Advisory Committee member

2022-23 SEASON/CAREER HIGHS		
Points		
Season	3, S. CAROLINA ST. (11/17/22)	
Career	3, S. CAROLINA ST. (11/17/22)	
Rebounds		
Season	1, HOWARD (11/7/22)	
Career	1, 2x, last vs. HOWARD (11/7/22)	
Field Goals		
Season	1, S. CAROLINA ST. (11/17/22)	
Career	1, 4x, last S. CAROLINA ST. (11/17/22)	
Field Goals Attempted		
Season	1, 3x, last NORTH FLORIDA (11/23/22)	
Career	2, WESTERN KENTUCKY (12/22/21)	
3-Point Field Goals		
Season	1, S. CAROLINA ST. (11/17/22)	
Career	1, S. CAROLINA ST. (11/17/22)	
3-Point Field Goals Attempted		
Season	1, 3x, last N. FLORIDA (11/23/22)	
Career	1, 3x, last N. FLORIDA (11/23/22)	
Free Throws		
Season	-	
Career	-	
Free Throws Attempted		
Season	-	
Career	-	
Assists		
Season	-	
Career	1, UALBANY (11/22/21)	
Steals		
Season	-	
Career	1, SOUTH CAROLINA (3/6/21)	
Blocked Shots		
Season	-	
Career	1, TENNESSEE (1/15/22)	
Minutes Played		
Season	2, 3x, last NORTH FLORIDA (11/23/22)	
Career	3, HIGH POINT (12/31/21)	
MISCELLANEOUS		
	2022-23	CAREER
Dunks	0	0
Double-Figure		
Scoring Games	0	0
Double-Figure		
Rebounding Games	0	0
Games With		
Double-Double	0	0
Games Led UK		
in Scoring	0	0
Games Led UK		
in Rebounding	0	0
Games Led UK		
in Assists	0	0
Games Led UK		
in Steals	0	0
Games Led UK		
in Blocks	0	1
Games With		
3+ Assists	0	0
Games With		
3+ Blocks	0	0
Games With		
3+ Steals	0	0
Games With		
3+ Three-Pointers	0	0

Game-By-Game Statistics

Opponent	Date	GS	Min	FG-A	Pct.	3FG-A	Pct.	FT-A	Pct.	Off-Def-Tot	PF	Ast	TO	Blk	Stl	Pts
HOWARD	11/7		2	0-1	.000	0-1	.000	0-0	.000	0-1-1	0	0	0	0	0	0
DUQUESNE	11/11			DNP - Illness												
vs. Michigan State	11/15			DNP - Coach's decision												
S. CAROLINA STATE	11/17	2	1-1	1.000	1-1	1.000	0-0	.000	0-0-0	0	0	0	0	0	0	3
at Gonzaga	11/20			DNP - Coach's decision												
NORTH FLORIDA	11/23	2	0-1	.000	0-1	.000	0-0	.000	0-0-0	1	0	1	0	0	0	0
BELLARMINE	11/29			DNP - Coach's decision												
vs. Michigan	12/4			DNP - Coach's decision												
YALE	12/10			DNP - Coach's decision												
vs. UCLA	12/17			DNP - Coach's decision												
FLORIDA A&M	12/21			DNP - Coach's decision												
at Missouri	12/28			DNP - Coach's decision												
LOUISVILLE	12/31			DNP - Coach's decision												
LSU	1/3			DNP - Coach's decision												
at Alabama	1/7			DNP - Coach's decision												
SOUTH CAROLINA	1/10			DNP - Coach's decision												
at Tennessee	1/14			DNP - Coach's decision												
GEORGIA	1/17			DNP - Coach's decision												
TEXAS A&M	1/21			DNP - Coach's decision												
at Vanderbilt	1/24			DNP - Coach's decision												
KANSAS	1/28			DNP - Coach's decision												

Career Statistics

Year	GP-GS	Min-Avg	FG-FGA	Pct	3FG-FGA	Pct	FT-FTA	Pct	Off-Def-Tot-Avg	PF-FO	Ast	TO	Blk	Stl	Pts	Avg
2019-20	4-0	3-0.8	0-0	.000	0-0	.000	0-0	.000	0-0-0-0.0	0-0	0	1	0	0	0	0.0
2020-21	2-0	3-1.5	0-0	.000	0-0	.000	0-0	.000	0-0-0-0.0	0-0	0	2	0	1	0	0.0
2021-22	9-0	13-1.4	3-4	.750	0-1	.000	0-0	.000	1-0-1-0.1	0-0	1	0	1	0	6	0.7
2022-23	3-0	6-2.0	1-3	.333	1-3	.333	0-0	.000	0-1-1-0.3	0-0	0	0	0	0	3	1.0
TOTAL	18-0	24-1.3	4-7	.571	1-4	.250	0-0	.000	1-1-2-0.1	0-0	1	3	1	1	9	0.5



WALKER HORN 21

Freshman | Guard | 6-4 | 200 | Austin, Texas | Westlake HS

- Snatched a rebound and had an assist in the win over South Carolina State
- Played two minutes against Howard in first collegiate appearance
- Son of Darrin Horn, the current head men's basketball coach at Northern Kentucky University
- State semifinalist at Westlake as a senior and the team had a 38-2 record
- Averaged 9.3 points, 5.2 assists and 2.4 rebounds as a senior
- Graduated cum laude and was a recipient of a Kentucky Provost Academic Scholarship

2022-23 SEASON/CAREER HIGHS*		
Points		
Season	-	
Career	-	
Rebounds		
Season	1, S. CAROLINA ST. (11/17/22)	
Career	1, S. CAROLINA ST. (11/17/22)	
Field Goals		
Season	-	
Career	-	
Field Goals Attempted		
Season	1, NORTH FLORIDA (11/23/22)	
Career	1, NORTH FLORIDA (11/23/22)	
3-Point Field Goals		
Season	-	
Career	-	
3-Point Field Goals Attempted		
Season	1, NORTH FLORIDA (11/23/22)	
Career	1, NORTH FLORIDA (11/23/22)	
Free Throws		
Season	-	
Career	-	
Free Throws Attempted		
Season	-	
Career	-	
Assists		
Season	1, S. CAROLINA ST. (11/17/22)	
Career	1, S. CAROLINA ST. (11/17/22)	
Steals		
Season	-	
Career	-	
Blocked Shots		
Season	-	
Career	-	
Minutes Played		
Season	2, 3x, last N. FLORIDA (11/23/22)	
Career	2, 3x, last N. FLORIDA (11/23/22)	
MISCELLANEOUS		
	2022-23	CAREER*
Dunks	0	0
Double-Figure		
Scoring Games	0	0
Double-Figure		
Rebounding Games	0	0
Games With		
Double-Double	0	0
Games Led UK		
in Scoring	0	0
Games Led UK		
in Rebounding	0	0
Games Led UK		
in Assists	0	0
Games Led UK		
in Steals	0	0
Games Led UK		
in Blocks	0	0
Games With		
3+ Assists	0	0
Games With		
3+ Blocks	0	0
Games With		
3+ Steals	0	0
Games With		
3+ Three-Pointers	0	0

Game-By-Game Statistics

Opponent	Date	GS	Min	FG-A	Pct.	3FG-A	Pct.	FT-A	Pct.	Off-Def-Tot	PF	Ast	TO	Blk	Stl	Pts
HOWARD	11/7	2		0-0	.000	0-0	.000	0-0	.000	0-0-0	0	0	1	0	0	0
DUQUESNE	11/11			DNP - Coach's decision												
vs. Michigan State	11/15			DNP - Coach's decision												
S. CAROLINA STATE	11/17	2		0-0	.000	0-0	.000	0-0	.000	0-1-1	0	1	1	0	0	0
at Gonzaga	11/20			DNP - Coach's decision												
NORTH FLORIDA	11/23	2		0-1	.000	0-1	.000	0-0	.000	0-0-0	1	0	1	0	0	0
BELLARMINE	11/29			DNP - Coach's decision												
vs. Michigan	12/4			DNP - Coach's decision												
YALE	12/10			DNP - Coach's decision												
vs. UCLA	12/17			DNP - Coach's decision												
FLORIDA A&M	12/21			DNP - Coach's decision												
at Missouri	12/28			DNP - Coach's decision												
LOUISVILLE	12/31			DNP - Coach's decision												
LSU	1/3			DNP - Coach's decision												
at Alabama	1/7			DNP - Coach's decision												
SOUTH CAROLINA	1/10			DNP - Coach's decision												
at Tennessee	1/14			DNP - Coach's decision												
GEORGIA	1/17			DNP - Coach's decision												
TEXAS A&M	1/21			DNP - Coach's decision												
at Vanderbilt	1/24			DNP - Coach's decision												
KANSAS	1/28			DNP - Coach's decision												

Career Statistics

Year	GP-GS	Min-Avg	FG-FGA	Pct	3FG-FGA	Pct	FT-FTA	Pct	Off-Def-Tot-Avg	PF-FO	Ast	TO	Blk	Stl	Pts	Avg
2022-23	3-0	6-2.0	0-1	.000	0-1	.000	0-0	.000	0-1-1-0.3	1-0	1	3	0	0	0	0.0
TOTAL	3-0	6-2.0	0-1	.000	0-1	.000	0-0	.000	0-1-1-0.3	1-0	1	3	0	0	0	0.0



CASON WALLACE 22

Freshman | Guard | 6-4 | 193 | Dallas | Richardson HS

2022-23 SEASON/CAREER HIGHS*

Points		
Season	27, FLORIDA A&M (12/21/22)	
Career	27, FLORIDA A&M (12/21/22)	
Rebounds		
Season	8, 2x, last vs. Michigan (12/4/22)	
Career	8, 2x, last vs. Michigan (12/4/22)	
Field Goals		
Season	10, FLORIDA A&M (12/21/22)	
Career	10, FLORIDA A&M (12/21/22)	
Field Goals Attempted		
Season	16, at Missouri (12/28/22)	
Career	16, at Missouri (12/28/22)	
3-Point Field Goals		
Season	5, 2x, last at Missouri (12/28/22)	
Career	5, 2x, last at Missouri (12/28/22)	
3-Point Field Goals Attempted		
Season	13, at Missouri (12/28/22)	
Career	13, at Missouri (12/28/22)	
Free Throws		
Season	4, KANSAS (1/28/23)	
Career	34, KANSAS (1/28/23)	
Free Throws Attempted		
Season	5, 2x, last vs. KANSAS (1/28/23)	
Career	5, 2x, last vs. KANSAS (1/28/23)	
Assists		
Season	9, 2x, last FLORIDA A&M (12/21/22)	
Career	9, 2x, last FLORIDA A&M (12/21/22)	
Steals		
Season	8, vs. Michigan State (11/15/22)	
Career	8, vs. Michigan State (11/15/22)	
Blocked Shots		
Season	2, TEXAS A&M (1/21/23)	
Career	2, TEXAS A&M (1/21/23)	
Minutes Played		
Season	44, vs. Michigan State (11/15/22)	
Career	44, vs. Michigan State (11/15/22)	
MISCELLANEOUS		
	2022-23	CAREER*
Dunks	8	8
Double-Figure Scoring Games	13	13
Double-Figure Rebounding Games	0	0
Games With Double-Double	0	0
Games Led UK in Scoring	2	2
Games Led UK in Rebounding	0	0
Games Led UK in Assists	7	7
Games Led UK in Steals	13	13
Games Led UK in Blocks	3	3
Games With 3+ Assists	13	13
Games With 3+ Blocks	0	0
Games With 3+ Steals	4	4
Games With 3+ Three-Pointers	3	3

- Ranks among the league leaders in assist-to-turnover ratio (8th), assists per game (7th) and steals per game (6th)
- Named SEC Freshman of the Week on Jan. 30 after averaging 12.0 points, 5.5 boards, 3.0 assists and 2.5 steals for the week as the Wildcats split games at Vanderbilt and at home against No. 9 Kansas.
- Went for 14 points, six rebounds, five assists and five steals against No. 9 Kansas
- Posted 17 points, an assist, a block and a steal in the win over Georgia
- Went for 17 points and five boards in win against Louisville
- Garnered SEC Freshman of the Week honors Dec. 27 after posting a career-high 27 points to go along with a career-high-tying nine assists, four steals and two boards against Florida A&M
- Had 16 points with five 3-pointers and a pair of steals at Missouri
- Named MVP of the London Showcase after charting a team-high 14 points, eight rebounds, five assists, a block and a steal. He also was a perfect 4 of 4 from behind the arc, including draining the game-clinching 3-pointer with 70 seconds to play
- Went for 14 points and four steals at Gonzaga
- Tied a UK single-game record with eight steals against Michigan State. Also added 14 points, five boards and five assists, while playing a team-high 44 minutes
- Flirted with a triple-double against Howard, going for 15 points, eight boards and a game-high nine assists
 - Only freshman in school history to have 15-9-8 in collegiate debut
- Named to the preseason watch list for the Jerry West Award and the Wooden Award preseason watch list
- Five-star prospect who was ranked as high as No. 7 overall by Rivals
- Averaged 19.9 points, 7.4 boards and 6.1 assists per game as a senior at Richardson
 - Named the 2022 Texas Gatorade Player of the Year
- Was a McDonald's All-American and also participated in the Jordan Brand Classic

Game-By-Game Statistics

Opponent	Date	GS	Min	FG-A	Pct.	3FG-A	Pct.	FT-A	Pct.	Off-Def-Tot	PF	Ast	TO	Blk	Stl	Pts
HOWARD	11/7	*	35	7-11	.636	1-2	.500	0-0	.000	2-6-8	4	9	2	0	2	15
DUQUESNE	11/11	*	27	3-6	.500	1-1	1.000	1-2	.500	2-1-3	1	4	4	1	2	8
vs. Michigan State	11/15	*	44	5-10	.500	2-5	.400	2-4	.500	2-3-5	3	5	3	1	8	14
S. CAROLINA STATE	11/17	*	24	5-7	.714	2-4	.500	0-0	.000	1-1-2	0	3	2	0	1	12
at Gonzaga	11/20	*	35	5-9	.556	2-3	.667	2-2	1.000	0-2-2	4	2	3	0	4	14
NORTH FLORIDA	11/23	*	25	3-8	.375	2-6	.333	0-0	.000	0-1-1	1	6	0	0	1	8
BELLARMINE	11/29	*	30	1-5	.200	0-3	.000	1-2	.500	1-3-4	2	3	1	0	2	3
vs. Michigan	12/4	*	36	5-8	.625	4-4	1.000	0-2	.000	4-4-8	2	5	2	1	1	14
YALE	12/10	*	35	2-4	.500	2-3	.667	2-2	1.000	3-2-5	2	2	1	0	1	8
vs. UCLA	12/17	*	33	2-13	.154	1-7	.143	2-3	.667	1-2-3	3	0	2	0	2	7
FLORIDA A&M	12/21	*	32	10-15	.667	5-6	.833	2-5	.400	1-1-2	3	9	2	0	4	27
at Missouri	12/28	*	32	7-16	.438	5-13	.385	0-0	.000	0-0-0	4	1	1	1	2	19
LOUISVILLE	12/31	*	37	6-8	.750	2-4	.500	3-4	.750	0-5-5	3	2	0	0	2	17
LSU	1/3	*	40	6-13	.462	2-7	.286	0-0	.000	0-3-3	1	4	1	0	0	14
at Alabama	1/7	*	23	1-13	.077	0-6	.000	0-0	.000	1-4-5	3	3	1	0	1	2
SOUTH CAROLINA	1/10	*	8	2-3	.667	0-0	.000	0-0	.000	0-0-0	1	1	0	0	0	4
at Tennessee	1/14	*	22	0-3	.000	0-1	.000	0-0	.000	0-3-3	4	6	5	0	2	0
GEORGIA	1/17	*	28	7-11	.636	2-4	.500	1-2	.500	0-2-2	4	1	1	1	1	17
TEXAS A&M	1/21	*	36	4-13	.308	1-7	.143	2-2	1.000	4-0-4	3	4	5	2	1	11
at Vanderbilt	1/24	*	32	4-8	.500	2-5	.400	0-0	.000	0-5-5	3	1	0	0	1	10
KANSAS	1/28	*	37	4-7	.571	2-3	.667	4-5	.800	0-6-6	3	5	2	1	5	14

Career Statistics

Year	GP-GS	Min-Avg	FG-FGA	Pct	3FG-FGA	Pct	FT-FTA	Pct	Off-Def-Tot-Avg	PF-FO	Ast	TO	Blk	Stl	Pts	Avg
2022-23	21-21	653-31.1	89-191	.466	38-94	.404	22-35	.629	22-54-76-3.6	54-0	76	38	8	43	238	11.3
TOTAL	21-21	653-31.1	89-191	.466	38-94	.404	22-35	.629	22-54-76-3.6	54-0	76	38	8	43	238	11.3



CHRIS LIVINGSTON 24

Freshman | Forward | 6-6 | 220 | Akron, Ohio | Oak Hill Acad.

- Scored eight points on 4-of-5 shooting against No. 9 Kansas
- Had six points, four boards, a block and a steal in 18 minutes in win over No. 5 Tennessee
- Led the Cats with a career-best 14 points, including a pair of 3-pointers, against UCLA
- Had 13 points and four boards in the win over South Carolina State
- Went for nine points and five rebounds against Howard in collegiate debut
- Named to the preseason watch list for the Julius Erving Award
- Logged averages of 9.8 points, 5.8 rebounds and 2.0 assists per game during UK's foreign tour this summer
 - With 23 total rebounds, he trailed only Oscar Tshiebwe for the week
- Five-star prospect who was ranked as high as No. 10 overall by Rivals
- Averaged 18.2 points, 9.1 rebounds, 3.9 assists and 1.9 steals per game during his senior season at Oak Hill
 - Named the 2022 Virginia Gatorade Player of the Year and 2021 Ohio Gatorade Player of the Year
- Tabbed a McDonald's All-American and also participated in the Jordan Brand Classic
- Named MVP of the 2019 FIBA Americans U16 Championship after leading Team USA to a gold medal while averaging 14.8 points and 8.0 rebounds

2022-23 SEASON/CAREER HIGHS*		
Points		
Season	14, vs. UCLA (12/17/22)	
Career	14, vs. UCLA (12/17/22)	
Rebounds		
Season	7, DUQUESNE (11/11/22)	
Career	7, DUQUESNE (11/11/22)	
Field Goals		
Season	5, vs. UCLA (12/17/22)	
Career	5, vs. UCLA (12/17/22)	
Field Goals Attempted		
Season	8, vs. UCLA (12/17/22)	
Career	8, vs. UCLA (12/17/22)	
3-Point Field Goals		
Season	2, 2x, last vs. TEXAS A&M (1/21/23)	
Career	2, 2x, last vs. TEXAS A&M (1/21/23)	
3-Point Field Goals Attempted		
Season	4, LSU (1/3/23)	
Career	4, LSU (1/3/23)	
Free Throws		
Season	7, NORTH FLORIDA (11/23/22)	
Career	7, NORTH FLORIDA (11/23/22)	
Free Throws Attempted		
Season	7, NORTH FLORIDA (11/23/22)	
Career	7, NORTH FLORIDA (11/23/22)	
Assists		
Season	2, 3x, last vs. GEORGIA (1/17/23)	
Career	2, 3x, last vs. GEORGIA (1/17/23)	
Steals		
Season	2, NORTH FLORIDA (11/23/22)	
Career	2, NORTH FLORIDA (11/23/22)	
Blocked Shots		
Season	1, 6x, last vs. KANSAS (1/28/23)	
Career	1, 6x, last vs. KANSAS (1/28/23)	
Minutes Played		
Season	29, LSU (1/3/23)	
Career	29, LSU (1/3/23)	
MISCELLANEOUS		
	2022-23	CAREER*
Dunks	4	4
Double-Figure		
Scoring Games	2	2
Double-Figure		
Rebounding Games	0	0
Games With		
Double-Double	0	0
Games Led UK		
in Scoring	1	1
Games Led UK		
in Rebounding	0	0
Games Led UK		
in Assists	0	0
Games Led UK		
in Steals	0	0
Games Led UK		
in Blocks	2	2
Games With		
3+ Assists	0	0
Games With		
3+ Blocks	0	0
Games With		
3+ Steals	0	0
Games With		
3+ Three-Pointers	0	0

Game-By-Game Statistics

Opponent	Date	GS	Min	FG-A	Pct.	3FG-A	Pct.	FT-A	Pct.	Off-Def-Tot	PF	Ast	TO	Blk	Stl	Pts
HOWARD	11/7	*	19	4-6	.667	1-2	.500	0-0	.000	1-3-4	3	0	1	0	1	9
DUQUESNE	11/11	*	19	2-7	.286	1-2	.500	0-0	.000	1-6-7	0	0	1	0	1	5
vs. Michigan State	11/15	*	12	0-3	.000	0-2	.000	1-2	.500	0-3-3	0	0	1	0	0	1
S. CAROLINA STATE	11/17		17	4-6	.667	1-2	.500	4-4	1.000	1-3-4	1	0	0	1	0	13
at Gonzaga	11/20		8	0-1	.000	0-1	.000	0-0	.000	0-2-2	1	0	0	0	0	0
NORTH FLORIDA	11/23		16	1-2	.500	0-1	.000	7-7	1.000	0-0-0	1	1	0	0	2	9
BELLARMINE	11/29		12	0-0	.000	0-0	.000	0-0	.000	1-4-5	1	1	1	0	1	0
vs. Michigan	12/4		7	1-3	.333	0-0	.000	0-0	.000	0-1-1	1	0	1	0	0	2
YALE	12/10		14	3-5	.600	1-1	1.000	0-0	.000	0-0-0	0	2	1	0	0	7
vs. UCLA	12/17		25	5-8	.625	2-3	.667	2-3	.667	2-2-4	4	0	3	1	0	14
FLORIDA A&M	12/21	*	15	3-4	.750	1-1	1.000	1-2	.500	0-2-2	1	0	0	0	0	8
at Missouri	12/28	*	11	1-5	.200	0-1	.000	0-0	.000	0-4-4	1	0	2	0	0	2
LOUISVILLE	12/31	*	21	2-6	.333	1-3	.333	0-0	.000	1-2-3	1	2	0	0	1	5
LSU	1/3	*	29	1-5	.200	1-4	.250	2-2	1.000	0-1-1	1	1	0	0	0	5
at Alabama	1/7	*	23	2-6	.333	0-3	.000	0-0	.000	2-1-3	1	0	1	0	0	4
SOUTH CAROLINA	1/10	*	14	1-3	.333	0-0	.000	0-0	.000	1-2-3	2	0	1	1	0	2
at Tennessee	1/14	*	18	2-5	.400	0-0	.000	2-2	1.000	1-3-4	2	0	1	1	1	6
GEORGIA	1/17	*	16	1-4	.250	0-1	.000	2-2	1.000	0-1-1	0	2	1	1	1	4
TEXAS A&M	1/21	*	13	2-6	.333	2-2	1.000	0-0	.000	1-1-2	2	0	1	0	0	6
at Vanderbilt	1/24	*	15	1-3	.333	0-0	.000	0-0	.000	2-0-2	1	1	1	0	0	2
KANSAS	128	*	17	4-5	.800	0-1	.000	0-0	.000	0-2-2	1	0	1	1	0	8

Career Statistics

Year	GP-GS	Min-Avg	FG-FGA	Pct	3FG-FGA	Pct	FT-FTA	Pct	Off-Def-Tot-Avg	PF-FO	Ast	TO	Blk	Stl	Pts	Avg
2022-23	21-14	341-16.3	40-93	.430	11-30	.367	21-24	.875	14-43-57-2.7	25-0	10	18	6	8	112	5.3
TOTAL	21-14	341-16.3	40-93	.430	11-30	.367	21-24	.875	14-43-57-2.7	25-0	10	18	6	8	112	5.3



KAREEM WATKINS 25

Junior | Guard | 5-8 | 175 | Camden, N.J. | Kingsway Regional HS

- Had an assist in the win over North Florida
- Logged two minutes of action in the Howard and South Carolina State wins
- Saw action in a career-high nine games in 2021-22
- Has appeared in 10 career games in a two-year career with the Wildcats
- Charted a pair of assists during UK's foreign tour in The Bahamas

2022-23 SEASON/CAREER HIGHS

Points		
Season	-	
Career	-	
Rebounds		
Season	-	
Career	1, 3x, last CENTRAL MICH. (11/29/21)	
Field Goals		
Season	-	
Career	-	
Field Goals Attempted		
Season	-	
Career	1, CENTRAL MICHIGAN (11/29/21)	
3-Point Field Goals		
Season	-	
Career	-	
3-Point Field Goals Attempted		
Season	-	
Career	-	
Free Throws		
Season	-	
Career	-	
Free Throws Attempted		
Season	-	
Career	-	
Assists		
Season	1, NORTH FLORIDA (11/23/22)	
Career	1, 3x, last N. FLORIDA (11/23/22)	
Steals		
Season	-	
Career	1, 2x, last HIGH POINT (12/31/21)	
Blocked Shots		
Season	-	
Career	-	
Minutes Played		
Season	2, 3x, last N. FLORIDA (11/23/22)	
Career	3, HIGH POINT (12/31/21)	
MISCELLANEOUS		
	2022-23	CAREER
Dunks	0	0
Double-Figure		
Scoring Games	0	0
Double-Figure		
Rebounding Games	0	0
Games With		
Double-Double	0	0
Games Led UK		
in Scoring	0	0
Games Led UK		
in Rebounding	0	0
Games Led UK		
in Assists	0	0
Games Led UK		
in Steals	0	0
Games Led UK		
in Blocks	0	0
Games With		
3+ Assists	0	0
Games With		
3+ Blocks	0	0
Games With		
3+ Steals	0	0
Games With		
3+ Three-Pointers	0	0

Game-By-Game Statistics

Opponent	Date	GS	Min	FG-A	Pct.	3FG-A	Pct.	FT-A	Pct.	Off-Def-Tot	PF	Ast	TO	Blk	Stl	Pts
HOWARD	11/7			0-0	.000	0-0	.000	0-0	.000	0-0-0	0	0	0	0	0	0
DUQUESNE	11/11			DNP - Coach's decision												
vs. Michigan State	11/15			DNP - Coach's decision												
S. CAROLINA STATE	11/17	2		0-0	.000	0-0	.000	0-0	.000	0-0-0	0	0	1	0	0	0
at Gonzaga	11/20			DNP - Coach's decision												
NORTH FLORIDA	11/23	2		0-0	.000	0-0	.000	0-0	.000	0-0-0	0	1	0	0	0	0
BELLARMINE	11/29			DNP - Coach's decision												
vs. Michigan	12/4			DNP - Coach's decision												
YALE	12/10			DNP - Coach's decision												
vs. UCLA	12/17			DNP - Coach's decision												
FLORIDA A&M	12/21			DNP - Coach's decision												
at Missouri	12/28			DNP - Coach's decision												
LOUISVILLE	12/31			DNP - Coach's decision												
LSU	1/3			DNP - Coach's decision												
at Alabama	1/7			DNP - Coach's decision												
SOUTH CAROLINA	1/10			DNP - Coach's decision												
at Tennessee	1/14			DNP - Coach's decision												
GEORGIA	1/17			DNP - Coach's decision												
TEXAS A&M	1/21			DNP - Coach's decision												
at Vanderbilt	1/24			DNP - Coach's decision												
KANSAS	1/28			DNP - Coach's decision												

Career Statistics

Year	GP-GS	Min-Avg	FG-FGA	Pct	3FG-FGA	Pct	FT-FTA	Pct	Off-Def-Tot-Avg	PF-FO	Ast	TO	Blk	Stl	Pts	Avg
2020-21	1-0	2-2.0	0-0	.000	0-0	.000	0-0	.000	0-0-0-0.0	0-0	0	0	0	0	0	0.0
2021-22	9-0	13-1.4	0-1	.000	0-0	.000	0-0	.000	1-2-3-0.3	2-0	2	3	0	2	0	0.0
2022-23	3-0	6-2.0	0-0	.000	0-0	.000	0-0	.000	0-0-0-0.0	0-0	1	1	0	0	0	0.0
TOTAL	13-0	20-1.6	0-1	.000	0-0	.000	0-0	.000	1-2-3-0.2	2-0	3	4	0	2	0	0.0



UGONNA ONYENSO 33

Freshman | Forward | 6-11 | 225 | Owerri, Imo State, Nigeria | Putnam Science Acad.

2022-23 SEASON/CAREER HIGHS*

Points		
Season	9, DUQUESNE (11/11/22)	
Career	9, DUQUESNE (11/11/22)	
Rebounds		
Season	10, 2x, last N. FLORIDA (11/23/22)	
Career	10, 2x, last N. FLORIDA (11/23/22)	
Field Goals		
Season	4, DUQUESNE (11/11/22)	
Career	4, DUQUESNE (11/11/22)	
Field Goals Attempted		
Season	7, 2x, last N. FLORIDA (11/23/22)	
Career	7, 2x, last N. FLORIDA (11/23/22)	
3-Point Field Goals		
Season	-	
Career	-	
3-Point Field Goals Attempted		
Season	-	
Career	-	
Free Throws		
Season	2, vs. Michigan (12/4/22)	
Career	2, vs. Michigan (12/4/22)	
Free Throws Attempted		
Season	2, 3x, last vs. Michigan (12/4/22)	
Career	2, 3x, last vs. Michigan (12/4/22)	
Assists		
Season	1, 2x, last DUQUESNE (11/11/22)	
Career	1, 2x, last DUQUESNE (11/11/22)	
Steals		
Season	1, 2x, last N. FLORIDA (11/23/22)	
Career	1, 2x, last N. FLORIDA (11/23/22)	
Blocked Shots		
Season	4, HOWARD (11/7/22)	
Career	4, HOWARD (11/7/22)	
Minutes Played		
Season	20, HOWARD (11/7/22)	
Career	20, HOWARD (11/7/22)	
MISCELLANEOUS		
	2022-23	CAREER*
Dunks	4	4
Double-Figure Scoring Games	0	0
Double-Figure Rebounding Games	2	2
Games With Double-Double	0	0
Games Led UK in Scoring	0	0
Games Led UK in Rebounding	1	1
Games Led UK in Assists	0	0
Games Led UK in Steals	0	0
Games Led UK in Blocks	4	4
Games With 3+ Assists	0	0
Games With 3+ Blocks	4	4
Games With 3+ Steals	0	0
Games With 3+ Three-Pointers	0	0

- Chipped in with seven points, 10 boards and a team-high three rejections in a win over North Florida
- Posted six points and three blocks in the win over South Carolina State
- Had a game-high 10 rebounds and added nine points and three blocks in win over Duquesne
- Blocked a game-high four shots to go along with six points and four rebounds in 20 minutes off the bench against Howard
- Had nine total blocks in UK's two fall exhibitions
- Reclassified to the 2022 class and ranked as a top-25 prospect in the 2023 class by all of the major scouting services
- Joined Putnam in January and the squad was a perfect 20-0 with Onyenso on the roster, including winning a national championship
- Averaged 11.4 points, 9.0 rebounds and 5.7 blocks per game as a junior and also shot 64.4% from the floor and had five games with at least 10 blocked shots
- In February of 2020, he became one of the youngest players ever to make the senior men's Nigerian National Team
 - Scored 10 points on 5-of-8 shooting and had four rebounds and two blocks in 16 minutes in a 96-69 win over Uganda

Game-By-Game Statistics

Opponent	Date	GS	Min	FG-A	Pct.	3FG-A	Pct.	FT-A	Pct.	Off-Def-Tot	PF	Ast	TO	Blk	Stl	Pts
HOWARD	11/7	20	3-4	.750	0-0	.000	0-1	.000	1-3-4	0	1	0	4	0	6	
DUQUESNE	11/11	19	4-7	.571	0-0	.000	1-2	.500	4-6-10	1	1	0	3	0	9	
vs. Michigan State	11/15	1	0-0	.000	0-0	.000	0-0	.000	0-0-0	1	0	0	0	0	0	
S. CAROLINA STATE	11/17	13	3-4	.750	0-0	.000	0-0	.000	1-3-4	1	0	1	3	1	6	
at Gonzaga	11/20	1	0-0	.000	0-0	.000	0-0	.000	0-0-0	0	0	0	0	0	0	
NORTH FLORIDA	11/23	18	3-7	.429	0-0	.000	1-2	.500	3-7-10	3	0	0	3	1	7	
BELLARMINE	11/29	DNP - Coach's decision														
vs. Michigan	12/4	8	1-1	1.000	0-0	.000	2-2	1.000	1-1-2	1	0	0	2	0	4	
YALE	12/10	2	1-1	1.000	0-0	.000	0-0	.000	1-0-1	0	0	0	0	0	2	
vs. UCLA	12/17	1	0-0	.000	0-0	.000	0-0	.000	0-0-0	0	0	0	0	0	0	
FLORIDA A&M	12/21	9	2-3	.667	0-0	.000	0-0	.000	4-1-5	0	0	2	0	0	4	
at Missouri	12/28	DNP - Coach's decision														
LOUISVILLE	12/31	2	0-0	.000	0-0	.000	0-0	.000	0-0-0	0	0	0	0	0	0	
LSU	1/3	DNP - Coach's decision														
at Alabama	1/7	12	0-2	.000	0-0	.000	0-0	.000	1-3-4	1	0	1	1	0	0	
SOUTH CAROLINA	1/10	DNP - Coach's decision														
at Tennessee	1/14	1	0-1	.000	0-0	.000	0-0	.000	2-0-2	0	0	0	0	0	0	
GEORGIA	1/17	1	1-1	1.000	0-0	.000	0-0	.000	0-0-0	0	0	0	0	0	2	
TEXAS A&M	1/21	1	0-1	.000	0-0	.000	0-0	.000	0-0-0	0	0	0	0	0	0	
at Vanderbilt	1/24	DNP - Coach's decision														
KANSAS	1/28	DNP - Coach's decision														

Career Statistics

Year	GP-GS	Min-Avg	FG-FGA	Pct	3FG-FGA	Pct	FT-FTA	Pct	Off-Def-Tot-Avg	PF-FO	Ast	TO	Blk	Stl	Pts	Avg
2022-23	15-0	108-7.2	18-32	.563	0-0	.000	4-7	.571	18-24-42-2.8	8-0	2	4	16	2	40	2.7
TOTAL	15-0	108-7.2	18-32	.563	0-0	.000	4-7	.571	18-24-42-2.8	8-0	2	4	16	2	40	2.7



OSCAR TSHIEBWE 34

Senior | Forward | 6-9 | 260 | Lubumbashi, D.R. of the Congo | West Virginia Univ.

2021-22 SEASON/CAREER HIGHS*

Points		
Season	37, GEORGIA (1/17/23)	
Career	37, GEORGIA (1/17/23)	
Rebounds		
Season	24, GEORGIA (1/17/23)	
Career	28, WESTERN KENTUCKY (12/22/21)	
Field Goals		
Season	13, YALE (12/10/22)	
Career	13, 3x, last YALE (12/10/22)	
Field Goals Attempted		
Season	20, GEORGIA (1/17/23)	
Career	21, at Arkansas (2/26/22)	
3-Point Field Goals		
Season	-	
Career	-	
3-Point Field Goals Attempted		
Season	-	
Career	-	
Free Throws		
Season	13, GEORGIA (1/17/23)	
Career	13, GEORGIA (1/17/23)	
Free Throws Attempted		
Season	18, GEORGIA (1/17/23)	
Career	18, GEORGIA (1/17/23)	
Assists		
Season	5, NORTH FLORIDA (11/23/22)	
Career	5, NORTH FLORIDA (11/23/22)	
Steals		
Season	3, 3x, last GEORGIA (1/17/23)	
Career	4, 3x, last at Alabama (2/5/22)	
Blocked Shots		
Season	4, vs. Michigan State (11/15/22)	
Career	5, vs. Vanderbilt (3/11/22)	
Minutes Played		
Season	40, 3x, last vs. S. CAROLINA (1/10/23)	
Career	43, vs. Saint Peter's (3/17/22)	
MISCELLANEOUS		
	2022-23	CAREER
Dunks	24	105
Double-Figure Scoring Games	14	68
Double-Figure Rebounding Games	15	62
Games With Double-Double	12	52
Games Led UK in Scoring	8	34
Games Led UK in Rebounding	18	71
Games Led UK in Assists	0	1
Games Led UK in Steals	11	48
Games Led UK in Blocks	6	38
Games With 3+ Assists	2	6
Games With 3+ Blocks	3	15
Games With 3+ Steals	3	16
Games With 3+ Three-Pointers	0	0
<i>*includes West Virginia statistics</i>		

- Produced a historic performance against Georgia with 37 points and 24 rebounds, en route to SEC Player of the Week honors:
 - First UK player with a 35-point, 20-rebound game since Mike Phillips (Feb. 2, 1976)
 - Per ESPN, the 24 rebounds are the most in a 35-point scoring game for any collegiate player in the last 25 years
 - It tied Malik Monk (Jan. 31, 2017) for the most points in an SEC game by a UK player under John Calipari and were the most points for any player since De'Aaron Fox (March 24, 2017) had 39 points vs. UCLA in the NCAA Tournament
 - It marked the sixth 20-or-more rebound game of his career at Kentucky. All UK players combined have totaled five 20-rebound games since the 1973-74 season
- First in the country with 13.7 rebounds per game and 5.47 offensive boards per game
- Averaging 17.4 points, 15.0 rebounds and 1.4 steals per game in league play. He's also shooting 58.5% from the field and has six double-doubles
- Went for a team-high 18 points and nine boards to go along with four assists against No. 9 Kansas
- Totaled 15 points and 13 rebounds in win at No. 5 Tennessee
- Had 23 points and 19 rebounds at Missouri
- With the 19 boards at Mizzou, he became a 1,000-point and 1,000-rebound collegiate performer
- Went for 28 points while pulling down 12 boards against Yale
- Had 16 points, 15 boards, five assists, three steals and two blocks in win over North Florida
- Went for a team-high 20 points and game-high 15 rebounds in first start of the year at Gonzaga
- Played 34 minutes in his debut against Michigan State and led the team with 22 points, 18 rebounds and four blocked shots
- Missed both exhibition games and UK's first two regular-season games while recovering from a minor knee procedure in mid-October
- Reigning consensus National Player of the Year who led the Wildcats with 17.4 points per game and a nation-leading 15.1 rebounds per outing as a junior
- Set a UK single-season record with 28 double-doubles in 2021-22
- Became just the third player in program history to have 500 or more rebounds in a single season and the first to achieve the feat since 1951-52

Game-By-Game Statistics

Opponent	Date	GS	Min	FG-A	Pct.	3FG-A	Pct.	FT-A	Pct.	Off-Def-Tot	PF	Ast	TO	Blk	Stl	Pts
HOWARD	11/7			DNP - Right leg injury												
DUQUESNE	11/11			DNP - Right leg injury												
vs. Michigan State	11/15		34	9-17	.529	0-0	.000	4-4	1.000	6-12-18	5	2	5	4	0	22
S. CAROLINA STATE	11/17		14	3-6	.500	0-0	.000	0-2	.000	4-3-7	1	1	1	0	1	6
at Gonzaga	11/20	*	29	7-12	.583	0-0	.000	6-6	1.000	6-9-15	4	0	2	0	2	20
NORTH FLORIDA	11/23	*	22	8-11	.727	0-0	.000	0-0	.000	7-8-15	0	5	1	2	3	16
BELLARMINE	11/29	*	32	4-9	.444	0-0	.000	0-0	.000	4-8-12	2	1	1	3	2	8
vs. Michigan	12/4	*	31	5-10	.500	0-0	.000	3-4	.750	2-12-14	4	1	2	0	1	13
YALE	12/10	*	38	13-18	.722	0-0	.000	2-3	.667	5-7-12	3	2	0	2	2	28
vs. UCLA	12/17	*	39	4-12	.333	0-0	.000	0-4	.000	8-8-16	3	2	2	3	2	8
FLORIDA A&M	12/21	*	28	4-6	.667	0-0	.000	6-6	1.000	3-5-8	2	1	2	0	2	14
at Missouri	12/28	*	40	6-8	.750	0-0	.000	11-17	.647	9-10-19	3	0	3	0	2	23
LOUISVILLE	12/31	*	37	10-13	.769	0-0	.000	4-9	.444	8-6-14	3	2	5	0	2	24
LSU	1/3	*	40	7-9	.778	0-0	.000	5-7	.714	7-9-16	3	1	0	1	1	19
at Alabama	1/7	*	23	1-7	.143	0-0	.000	2-2	1.000	4-2-6	4	0	4	1	0	4
SOUTH CAROLINA	1/10	*	40	6-11	.545	0-0	.000	7-10	.700	7-5-12	1	1	1	1	3	19
at Tennessee	1/14	*	39	6-12	.500	0-0	.000	3-4	.750	4-9-13	3	1	0	0	1	15
GEORGIA	1/17	*	39	12-20	.600	0-0	.000	13-18	.722	11-13-24	3	1	0	1	3	37
TEXAS A&M	1/21	*	29	3-5	.600	0-0	.000	1-3	.333	5-12-17	4	1	1	0	0	7
at Vanderbilt	1/24	*	35	7-10	.700	0-0	.000	1-2	.500	2-11-13	3	2	1	0	1	15
KANSAS	1/28	*	34	6-9	.667	0-0	.000	6-8	.750	2-7-9	3	4	3	1	1	18

Career Statistics

Year	GP-GS	Min-Avg	FG-FGA	Pct	3FG-FGA	Pct	FT-FTA	Pct	Off-Def-Tot-Avg	PF-FO	Ast	TO	Blk	Stl	Pts	Avg
2019-20	31-31	717-23.1	123-223	.552	0-0	.000	102-144	.708	128-159-287-9.3	85-1	11	53	32	23	348	11.2
2020-21	10-10	199-19.9	34-65	.523	0-0	.000	17-28	.607	38-40-78-7.8	25-1	7	12	4	4	85	8.5
2021-22	34-34	1087-32.0	238-393	.606	0-0	.000	114-165	.691	179-336-515-15.1	88-1	36	66	55	60	590	17.4
2022-23	19-17	622-32.7	121-205	.590	0-0	.000	74-109	.679	104-156-260-13.7	54-1	28	34	19	29	316	16.6
TOTAL	94-92	2628-28.0	516-886	.582	0-0	.000	307-446	.688	449-691-1140-12.1	252-4	82	165	110	116	1339	14.2



LANCE WARE 55

Junior | Forward | 6-9 | 235 | Camden, N.J. | Camden HS

2022-23 SEASON/CAREER HIGHS

Points		
Season	12, S. CAROLINA ST. (11/17/22)	
Career	12, S. CAROLINA ST. (11/17/22)	
Rebounds		
Season	6, at Missouri (12/28/22)	
Career	13, at Mississippi State (1/2/21)	
Field Goals		
Season	6, S. CAROLINA ST. (11/17/22)	
Career	6, S. CAROLINA ST. (11/17/22)	
Field Goals Attempted		
Season	6, S. CAROLINA ST. (11/17/22)	
Career	6, S. CAROLINA ST. (11/17/22)	
3-Point Field Goals		
Season	-	
Career	-	
3-Point Field Goals Attempted		
Season	-	
Career	-	
Free Throws		
Season	2, 3x, last FLORIDA A&M (12/21/22)	
Career	5, MISSOURI (12/29/21)	
Free Throws Attempted		
Season	6, HOWARD (11/7/22)	
Career	6, 2x, last vs. HOWARD (11/7/22)	
Assists		
Season	3, 2x, last at Missouri (12/28/22)	
Career	4, at Mississippi State (1/2/21)	
Steals		
Season	4, HOWARD (11/7/22)	
Career	4, HOWARD (11/7/22)	
Blocked Shots		
Season	4, DUQUESNE (11/11/22)	
Career	4, DUQUESNE (11/11/22)	
Minutes Played		
Season	30, at Missouri (12/28/22)	
Career	35, at Mississippi State (1/2/21)	
MISCELLANEOUS	2022-23	CAREER
Dunks	11	24
Double-Figure		
Scoring Games	1	1
Double-Figure		
Rebounding Games	0	2
Games With		
Double-Double	0	0
Games Led UK		
in Scoring	0	0
Games Led UK		
in Rebounding	0	2
Games Led UK		
in Assists	0	0
Games Led UK		
in Steals	1	3
Games Led UK		
in Blocks	1	7
Games With		
3+ Assists	2	3
Games With		
3+ Blocks	1	2
Games With		
3+ Steals	1	1
Games With		
3+ Three-Pointers	0	0

- Totaled a season-high 30 minutes with six boards, six points and three assists at Missouri
- In his six starts this season, he is averaging 5.3 points, 3.8 rebounds, 1.3 blocks, 1.0 steals and shooting 59.1% from the field
- Played 14 important minutes for the Cats against UCLA, scoring two points and having season highs in rebounds (5) and assists (3)
- Had a career-high 12 points and added a pair of blocks in the win over South Carolina State
- Posted a game- and career-best four steals to go along with four points and three rebounds against Howard
- Nearly had a double-double with 10 points and nine rebounds in the win over Kentucky State
- Averaged 4.3 points and 1.3 boards per game in three appearances in The Bahamas
 - Missed one game due to shoulder soreness
- Traveled to Brazil in May with Sports Reach
 - Averaged 30 points and 8.3 rebounds in three games
- Seen action in 49 games for the Wildcats and made three starts

Game-By-Game Statistics

Opponent	Date	GS	Min	FG-A	Pct.	3FG-A	Pct.	FT-A	Pct.	Off-Def-Tot	PF	Ast	TO	Blk	Stl	Pts
HOWARD	11/7	*	20	1-2	.500	0-0	.000	2-6	.333	0-3-3	2	2	2	1	4	4
DUQUESNE	11/11	*	21	1-4	.250	0-0	.000	2-4	.500	2-1-3	2	0	2	4	1	4
vs. Michigan State	11/15	*	15	1-1	1.000	0-0	.000	0-0	.000	1-2-3	4	1	0	1	1	2
S. CAROLINA STATE	11/17	*	13	6-6	1.000	0-0	.000	0-1	.000	1-2-3	0	1	1	2	0	12
at Gonzaga	11/20		10	1-1	1.000	0-0	.000	0-0	.000	0-1-1	4	0	0	0	1	2
NORTH FLORIDA	11/23									DNP - Illness						
BELLARMINE	11/29		8	1-1	1.000	0-0	.000	0-0	.000	0-1-1	0	1	2	0	0	2
vs. Michigan	12/4		1	0-0	.000	0-0	.000	0-0	.000	0-0-0	0	0	0	0	0	0
YALE	12/10									DNP - Coach's decision						
vs. UCLA	12/17		14	1-1	1.000	0-0	.000	0-0	.000	3-2-5	1	3	0	0	1	2
FLORIDA A&M	12/21	*	19	1-4	.250	0-0	.000	2-3	.667	4-1-5	2	0	1	0	0	4
at Missouri	12/28	*	30	3-5	.600	0-0	.000	0-1	.000	2-4-6	3	3	1	0	0	6
LOUISVILLE	12/31		3	1-1	1.000	0-0	.000	0-0	.000	0-0-0	3	1	1	0	0	0
LSU	1/3									DNP - Left shoulder injury						
at Alabama	1/7		6	0-1	.000	0-0	.000	0-0	.000	0-0-0	0	0	0	0	0	0
SOUTH CAROLINA	1/10		18	2-3	.667	0-0	.000	0-0	.000	2-1-3	1	2	1	0	0	4
at Tennessee	1/14		7	1-1	1.000	0-0	.000	0-0	.000	1-2-3	1	0	1	0	0	2
GEORGIA	1/17		1	0-0	.000	0-0	.000	0-0	.000	0-0-0	0	0	0	0	0	0
TEXAS A&M	1/21		15	0-1	.000	0-0	.000	0-2	.000	1-3-4	1	1	0	1	0	0
at Vanderbilt	1/24		5	0-0	.000	0-0	.000	0-0	.000	0-1-1	1	0	1	0	0	0
KANSAS	1/28		6	0-0	.000	0-0	.000	0-2	.000	0-2-2	0	0	0	0	0	0

Career Statistics

Year	GP-GS	Min-Avg	FG-FGA	Pct	3FG-FGA	Pct	FT-FTA	Pct	Off-Def-Tot-Avg	PF-FO	Ast	TO	Blk	Stl	Pts	Avg
2020-21	21-3	254-12.1	13-32	.406	0-0	.000	15-27	.556	24-39-63-3.0	41-1	8	19	11	6	41	2.0
2021-22	28-0	175-6.2	16-24	.667	0-1	.000	10-23	.435	16-37-53-1.9	33-0	3	14	11	5	42	1.5
2022-23	178-6	214-11.9	20-32	.625	0-0	.000	6-19	.316	17-26-43-2.4	25-0	15	13	9	8	46	2.6
TOTAL	67-9	642-9.6	49-88	.557	0-1	.000	31-69	.449	57-102-159-2.4	99-1	26	46	31	19	129	1.9

BOX SCORES

GAME ONE #4/4 KENTUCKY 95, HOWARD 63



Official Basketball Box Score - Final
Howard at Kentucky
1110722 Rupp Arena, Lexington
2022-23 Men's Basketball

Game Time: 6:30 PM
Game Duration: 1:56
Attendance: 18,750

Officials: Tony Greene, Patrick Evans, Michael Wallace

Howard - 63

Record: 0-1

NO.	Name	Min	FG M-A	3P M-A	FT M-A	Rebounds OR DR TOT	Fouls PF FD	TP	AS	TO	ST	Blocks BS BA	+/-
2	Steve Settle	26:41	2-5	1-2	3-3	1 5 6	2 2 8	1	2	1	0	1 0	-32
12	Kobe Dickson	23:19	8-9	0-0	1-1	4 1 5	3 0 1	17	1	1	0	0 0	-15
24	Jordan Wood	15:27	1-12	1-8	0-0	1 2 3	3 0 3	3	0	1	0	0 0	-11
3	Elijah Hawkins	27:52	4-10	3-5	3-4	0 3 3	2 2 14	2	4	1	0	1 0	-29
5	Jelani Williams	8:24	3-9	0-3	0-1	2 1 3	0 0 2	6	2	3	0	0 0	-26
22	Shy Odum	18:07	2-9	1-1	1-2	0 2 5	3 3 6	0	2	0	0	2 17	-17
34	Bryce Harris	13:25	1-4	0-2	0-0	2 2 2	0 1 2	0	0	0	0	0 0	-6
24	Chris Okojie	12:13	0-3	0-0	0 0 2	0 2 0	0 0 2	0	2	0	0	0 1	0
15	Rycee Brown	07:39	1-1	0-0	0 0 1	0 1 2	0 2 1	1	1	1	0	0 0	3
13	Thomas Weaver	07:07	0-0	0-0	0 0 0	0 0 0	0 0 0	0	1	0	1	0 0	-9
4	Miles Stewart	10:57	0-3	0-3	0 0 2	2 2 0	0 0 0	0	1	0	1	0 0	-12
10	Talin Lewis	04:25	0-1	0-0	0 0 1	1 0 0	0 0 0	0	0	0	0	0 0	0
55	Freedom Rhames	04:08	1-1	1-1	2-2	0 0 0	0 1 5	0	0	0	0	0 0	0
Team						2 2 4	0 0 0						
Totals		23:67	7-25	10-13	13 24 37	19 12 63	10 16 4	1	5	32			

Shooting By Period		
1st FG%	10-36	27.8%
3PT%	2-13	15.4%
FT%	4-5	80%
2nd FG%	13-31	41.9%
3PT%	5-12	41.7%
FT%	6-8	75%
GM FG%	23-67	34.3%
3PT%	7-25	28.0%
FT%	10-13	76.9%

Dead Ball Rebounds: 1,1

Technical Fouls: NONE

Kentucky - 95

Record: 1-0

NO.	Name	Min	FG M-A	3P M-A	FT M-A	Rebounds OR DR TOT	Fouls PF FD	TP	AS	TO	ST	Blocks BS BA	+/-
0	Jacob Toppin	31:53	5-12	1-2	4-7	3 8 11	2 4 15	2	0	2	0	0 0	29
24	Chris Livingston	19:08	4-6	1-2	0-0	1 3 4	3 0 9	0	1	1	0	0 0	29
55	Lance Ware	19:54	1-2	0-0	2-6	0 3 3	2 3 4	2	2	4	1	0 0	30
1	CJ Fredrick	30:25	6-9	2-5	6-7	0 3 3	0 3 20	3	0	1	0	0 0	36
22	Cason Wallace	34:38	7-11	1-2	0-0	2 6 8	4 1 15	9	2	2	0	0 0	32
12	Antonio Reeves	24:54	8-16	6-12	0-1	0 1 1	2 22 2	3	0	0	0	0 14	24
33	Ugonna Onyenso	20:06	3-4	0-0	0-1	1 3 4	0 2 6	1	0	0	4	0 2	2
3	Adou Thiero	13:47	0-1	0-0	4-6	1 4 5	0 4 4	1	1	0	0	1 3	3
14	Brennan Canada	01:47	0-1	0-1	0-0	0 1 1	0 0 0	0	0	0	0	0 0	-5
21	Walker Horn	01:44	0-0	0-0	0-0	0 0 0	0 0 0	0	0	1	0	0 0	-5
25	Kareem Watkins	01:44	0-0	0-0	0-0	0 0 0	0 0 0	0	0	0	0	0 0	-5
Team						2 0 2	0 0 0						
Totals		34:62	11-24	16-28	10 32 42	12 19 95	20 10 10	5	1	32			

Shooting By Period		
1st FG%	16-31	51.6%
3PT%	5-12	41.7%
FT%	12-20	60%
2nd FG%	18-31	58.1%
3PT%	6-12	50.0%
FT%	4-8	50%
GM FG%	34-62	54.8%
3PT%	11-24	45.8%
FT%	16-28	57.1%

Dead Ball Rebounds: 5,1

Technical Fouls: NONE

HOW	UKY	
1 (1st 18:17)	38 (2nd 2:11)	
Best Scoring Run	6 (2nd 12:45)	12 (2nd 15:48)
Lead Changes	2	
Times Tied	1	
Time with Lead	00:24	38:54

Points from Turnovers	HOW	UKY
Paint	18	20
Second Chance	12	16
Fast Breaks	7	23
Bench	15	32

Period by Period Scoring	1st	2nd	TOT
HOW	26	37	63
UKY	49	46	95

GAME TWO #4/4 KENTUCKY 77, DUQUESNE 52



Official Basketball Box Score - Final
Duquesne at Kentucky
1111222 Rupp Arena, Lexington
2022-23 Men's Basketball

Game Time: 7:00 PM
Game Duration: 1:55
Attendance: 20,014

Officials: Keith Patterson, Matt Jarmin, Anthony Jordan

Duquesne - 52

Record: 1-1

NO.	Name	Min	FG M-A	3P M-A	FT M-A	Rebounds OR DR TOT	Fouls PF FD	TP	AS	TO	ST	Blocks BS BA	+/-
4	Tre Williams	21:32	2-6	0-1	0-0	0 2 2	1 0 0	4	0	1	0	0 1	-5
20	Joe Reece	20:34	1-5	1-3	0-0	2 3 5	1 0 3	3	1	1	0	1 3	-12
1	Jimmy Clark III	27:39	4-13	1-2	2-2	0 3 3	3 3 11	2	2	4	0	0 1	-19
3	Dae Dae Grant	28:43	1-8	0-3	1-2	0 3 3	2 3 3	2	0	0	0	0 1	-11
55	Quincy McGriff	23:33	1-9	1-7	1-2	0 3 3	0 1 4	4	4	1	0	0 0	-19
0	Kevin Brewer	14:14	2-6	2-6	1-2	0 2 2	1 1 7	0	0	0	1	0 2	-5
34	Austin Rotroff	14:45	4-6	0-0	0 0 4	2 6 2	0 0 8	0	2	1	0	0 0	-6
14	Matus Hronsky	15:53	1-3	1-2	0-0	0 1 1	1 0 3	0	1	1	0	0 1	-2
32	Kareem Rozier	07:54	1-1	1-1	0-0	0 0 0	1 0 3	1	0	0	0	0 0	-6
35	Kevin Easley	04:14	1-3	0-0	0 0 0	0 0 0	1 0 2	0	0	0	0	0 0	-12
2	David Dixon	04:41	1-1	0-0	0 0 0	0 0 0	2 0 2	1	1	1	0	0 0	-7
22	Andy Barba	01:26	0-0	0-0	0 0 0	0 1 1	0 0 0	0	0	0	0	0 0	-3
Team						5 2 7	0 0 0						
Totals		20:66	7-26	5-8	11 24 35	16 7 52	13 11 8	1	11	25			

Shooting By Period		
1st FG%	8-34	23.5%
3PT%	3-14	21.4%
FT%	3-4	75%
2nd FG%	12-32	37.5%
3PT%	4-12	33.3%
FT%	2-4	50%
GM FG%	20-66	30.3%
3PT%	7-26	26.9%
FT%	5-8	62.5%

Dead Ball Rebounds: 3,0

Technical Fouls: Dixon 2nd 3:26

Duquesne - 77

Record: 2-0

NO.	Name	Min	FG M-A	3P M-A	FT M-A	Rebounds OR DR TOT	Fouls PF FD	TP	AS	TO	ST	Blocks BS BA	+/-
0	Jacob Toppin	27:42	4-12	0-1	0-0	1 7 8	2 0 8	3	2	2	0	1 0	18
24	Chris Livingston	19:15	2-7	1-2	0-0	1 6 7	0 2 5	0	0	1	0	1 0	4
55	Lance Ware	21:03	1-4	0-0	2-4	2 1 3	2 3 4	0	2	1	4	0 0	6
1	CJ Fredrick	30:42	5-9	4-7	0-0	0 2 2	0 2 14	3	0	1	0	0 0	14
22	Cason Wallace	27:25	3-6	1-1	2-2	3 1 3	1 1 8	0	4	2	1	0 0	12
12	Antonio Reeves	27:33	5-9	4-6	4-5	0 3 3	0 4 18	0	2	1	0	2 0	20
2	Sahvir Wheeler	27:23	4-7	1-2	2-2	1 5 6	1 1 11	1	1	2	0	0 2	32
33	Ugonna Onyenso	18:57	4-7	0-0	1-2	4 6 10	1 2 9	1	0	0	3	0 0	19
Team						0 4 4	0 0 0						
Totals		28:61	11-19	10-15	11 35 46	7 15 77	22 15 9	11	1	25			

Shooting By Period		
1st FG%	15-30	50.0%
3PT%	5-8	62.5%
FT%	3-4	75%
2nd FG%	13-31	41.9%
3PT%	6-11	54.5%
FT%	7-11	63.6%
GM FG%	28-61	45.9%
3PT%	11-19	57.9%
FT%	10-15	66.7%

Dead Ball Rebounds: 3,0

Technical Fouls: NONE

DUQ		KEN	
Biggest lead	3 (1st 18:36)	25 (2nd 2:37)	
Best Scoring Run	7 (2nd 18:08)	7 (1st 16:41)	
Lead Changes	3		
Times Tied	1		
Time with Lead	01:51	37:13	

Points from Turnovers	DUQ	KEN
Paint	24	26
Second Chance	5	11
Fast Breaks	4	18
Bench	27	38

Period by Period Scoring	1st	2nd	TOT
DUQ	22	30	52
KEN	38	39	77

GAME THREE RV/RV MICHIGAN STATE 86, #4/4 KENTUCKY 77 2OT



Official Basketball Box Score - Final
Kentucky at Michigan St.
1115122 Garberge Fieldhouse, Indianapolis, IN
2022 State Farm Champions Classic

Game Time: 7:00 PM
Game Duration: 2:46

Officials: Terry Oglesby, Courtney Green, Brian Dorsev

Kentucky - 77

Record: 2-1

NO.	Name	Min	FG M-A	3P M-A	FT M-A	Rebounds OR DR TOT	Fouls PF FD	TP	AS	TO	ST	Blocks BS BA	+/-
0	Jacob Toppin	30:56	3-8	1-3	3-4	1 3 4	4 2 10	0	1	0	1	0 1	0
24	Chris Livingston	11:51	0-3	0-2	1-2	0 3 3	0 1 1	0	1	0	0	0 0	-1
55	Lance Ware	14:47	1-1	0-0	0-0	1 2 3	4 0 2	1	0	1	0	0 0	-12
1	CJ Fredrick	32:21	2-7	1-6	0-0	0 0 0	4 1 5	0	0	0	0	0 0	-13
22	Cason Wallace	44:05	5-10	2-5	2-4	2 3 5	3 2 14	5	3	8	1	0 4	-4
2	Sahvir Wheeler	40:23	6-16	2-6	2-4	0 0 0	1 4 16	8	3	2	1	1 14	-14
4	Daimion Collins	18:23	0-1	0-0	2-4	0 1 1	2 2 2	0	1	1	0	0 0	-13
12	Antonio Reeves	22:19	1-7	1-3	2-2	0 1 1	1 3 5	0	1	0	0	1 5	-5
34	Oscar Tshiebwe	33:47	9-17	0-0	4-4	6 12 18	5 4 22	2	5	0	4	1 10	10
33	Ugonna Onyenso	01:08	0-0	0-0	0-0	0 0 0	1 0 0	0	0	0	0	0 0	-4
Team						2 1 3	0 0 0						
Totals		27:70	7-25	16-24	12 26 38	25 19 77	17 15 12	8	3	9	-9		

Shooting By Period		
1st FG%	14-33	42.4%
3PT%	2-10	20.0%
FT%	4-5	80%
2nd FG%	9-25	36.0%
3PT%	3-10	30.0%
FT%	7-11	63.6%
OT FG%	4-12	33.3%
3PT%	2-5	40.0%
FT%	5-8	62.5%
GM FG%	27-70	38.6%
3PT%	7-25	28.0%
FT%	16-24	66.7%

Dead Ball Rebounds: 10,1

Technical Fouls: NONE

Michigan St. - 86

Record: 2-1

NO.	Name	Min	FG M-A	3P M-A	FT M-A	Rebounds OR DR TOT	Fouls PF FD	TP	AS	TO	ST	Blocks BS BA	+/-
10	Joey Hauser	45:40											

BOX SCORES

GAME FIVE

#2/2 GONZAGA 88, #4/4 KENTUCKY 72

Official Basketball Box Score - Final
Kentucky at Gonzaga
11/20/22 Spokane Veterans Memorial Arena, Spokane
Kentucky vs Gonzaga

Game Time: 4:30 PM
Game Duration: 2:06
Attendance: 12,333

Officials: David Hall, Michael Greenstein, Frank Hande II

Kentucky - 72		Record: 3-2																					
NO. Name	Min	FG M-A	3P M-A	FT M-A	Rebounds OR DR TOT	Fouls PF FD	TP	AS	TO	ST	Blocks BS BA	+-	Shooting By Period										
0 Jacob Toppin	F 35:58	7-18	0-4	2-4	1 2 3	2 3	16	1	2	0	0	1	-7	1st FG%	8-32	25.0%	3PT%	0-10	0.0%	FT%	9-11	81.8%	
34 Oscar Tshiebwe	F 28:34	7-12	0-0	6-6	6 9 15	4 3	20	0	2	2	0	0	-9	2nd FG%	19-37	51.4%	3PT%	6-15	40.0%	GM FG%	25-25	100%	
1 CJ Fredrick	G 35:42	1-9	1-6	0-0	2 0 2	1 0	3	3	2	1	0	1	-14	3rd FG%	3-5	60%							
2 Sahvir Wheeler	G 17:14	2-6	1-4	2-3	0 1 1	4 3	7	4	1	0	0	0	-3	GM FG%	27-69	39.1%							
22 Cason Wallace	G 34:53	5-9	2-3	2-2	0 2 2	4 2	14	2	3	4	0	-15	FT%	12-16	75.0%								
55 Lance Ware	10:03	1-1	0-0	0-0	0 1 1	4 0	2	0	0	0	1	0	-7	Dead Ball Rebounds: 3, 0									
12 Antonio Reeves	23:58	4-13	2-7	0-1	2 0 2	1 1	10	1	0	1	0	0	-11										
4 Daimion Collins	04:02	0-0	0-0	0-0	0 0 0	1 0	0	0	0	1	0	0	-9										
24 Chris Livingston	08:13	0-1	0-1	0-0	0 2 2	1 0	0	0	0	0	0	0	-5										
33 Ugonna Oryenso	01:23	0-0	0-0	0-0	0 0 0	0 0	0	0	0	0	0	0	0										
Team													0 1 1 0 0										
Totals	27:69	6-25	12-16	11 18 29	22 12	72	11 11	10	0 2	-16	Technical Fouls: NONE												

Gonzaga - 88		Record: 3-1																					
NO. Name	Min	FG M-A	3P M-A	FT M-A	Rebounds OR DR TOT	Fouls PF FD	TP	AS	TO	ST	Blocks BS BA	+-	Shooting By Period										
2 Drew Timme	F 35:55	9-13	0-1	4-6	1 6 7	2 0	22	3	4	1	0	0	12	1st FG%	16-29	55.2%	3PT%	3-11	27.3%	FT%	6-6	100%	
22 Anton Watson	F 37:35	5-8	0-2	0-0	2 8 10	2 0	10	2	1	2	1	0	15	2nd FG%	15-26	57.7%	3PT%	4-8	50.0%	GM FG%	31-55	56.4%	
0 Julian Strawther	G 39:51	5-10	3-4	7-7	1 13 14	4 0	20	0	5	2	1	0	16	3rd FG%	13-15	86.7%							
11 Nolan Hickman	G 28:27	1-3	0-2	2-2	0 0 0	4 2	4	2	2	1	0	0	25	GM FG%	31-55	56.4%							
45 Rasir Bolton	G 30:58	8-14	4-8	4-4	1 0 1	1 3	24	0	2	0	0	0	12	FT%	7-9	77.8%							
13 Malachi Smith	11:00	1-2	0-0	0-0	1 0 1	0 0	2	1	0	0	0	0	-5	Dead Ball Rebounds: 1, 0									
5 Hunter Sallis	09:47	2-3	0-0	0-0	1 2 3	2 1	4	0	1	0	0	0	0										
15 Elton Reid	02:25	0-1	0-1	0-0	0 1 1	1 0	1	0	0	2	0	0	1										
33 Ben Gregg	04:05	0-1	0-1	2-2	0 1 1	1 1	2	0	0	1	0	0	4										
Team													0 1 1 0 1										
Totals	31-55	7-19	19-21	7 32 39	12 22	88	8 18	7 2	0 16	Technical Fouls: NONE													

	UKY		GON		Points from Turnovers	UKY	GON	Period by Period Scoring			
	1st	2nd	TOT	1st				2nd	TOT		
Biggest lead	0 (1st 20:00)	19 (2nd 0:15)	13	18				UKY	25	47	72
Best Scoring Run	7 (2nd 13:30)	10 (2nd 0:15)	24	44				GON	41	47	88
Lead Changes	0	0	12	11							
Times Tied	0	0	5	6							
Time with Lead	00:00	39:21	12	8							

GAME SEVEN

#19/18 KENTUCKY 60, BELLARME 41

Official Basketball Box Score - Final
Bellarmine at Kentucky
11/29/22 Rupp Arena, Lexington
2022-23 Men's Basketball

Game Time: 7:00 PM
Game Duration: 1:52
Attendance: 19,092

Officials: Pat Adams, Byron Jarrett, Shaun Seales

Bellarmine - 41		Record: 2-6																					
NO. Name	Min	FG M-A	3P M-A	FT M-A	Rebounds OR DR TOT	Fouls PF FD	TP	AS	TO	ST	Blocks BS BA	+-	Shooting By Period										
42 Curt Hopf	F 23:09	5-13	5-10	0-0	0 0 0	4 0	15	0	0	1	0	2	2	1st FG%	7-24	29.2%	3PT%	3-14	21.4%	FT%	4-4	100%	
1 Juston Betz	G 33:27	4-6	1-2	0-0	0 2 2	2 1	9	2	1	1	0	0	-9	2nd FG%	7-22	31.8%	3PT%	5-14	35.7%	GM FG%	12	59%	
5 Peter Suder	G 17:36	0-2	0-0	0-0	2 2 0	0 0	4	2	1	0	1	0	-8	3rd FG%	1-2	50%							
10 Garrett Tipton	G 26:02	0-6	0-5	2-2	1 2 3	2 1	2	4	2	2	0	0	-9	GM FG%	14-46	30.4%							
22 Bash Wieland	G 29:11	4-8	1-4	1-2	1 7 8	1 2	10	2	1	0	0	0	-14	3PT%	8-28	28.6%							
2 Alec Pfitriem	28:03	1-3	1-3	2-2	0 3 3	1 4	5	1	1	1	0	0	-14	FT%	5-6	83.3%							
12 Langdon Hutton	07:59	0-0	0-0	0-0	1 1 1	3 0	0	0	0	0	0	0	0	Dead Ball Rebounds: 1, 0									
33 Ben Johnson	19:08	0-2	0-1	0-0	1 1 1	0 1	0	0	0	1	1	0	-13										
14 Sam DeVault	07:06	0-3	0-2	0-0	0 0 0	0 0	0	0	0	0	0	0	-13										
0 Jaylen Fairman	08:19	0-3	0-1	0-0	0 0 0	0 0	0	0	1	1	0	0	-17										
Team													0 0 1 0 3										
Totals	14-46	8-28	5-6	3 18 21	13 9 41	9 12	7 0	4	-19	Technical Fouls: NONE													

Kentucky - 60		Record: 5-2																					
NO. Name	Min	FG M-A	3P M-A	FT M-A	Rebounds OR DR TOT	Fouls PF FD	TP	AS	TO	ST	Blocks BS BA	+-	Shooting By Period										
0 Jacob Toppin	F 30:39	4-9	0-2	4-4	2 3 5	0 2	12	2	0	0	0	0	12	1st FG%	9-30	30.0%	3PT%	2-11	18.2%	FT%	1-2	50%	
34 Oscar Tshiebwe	F 32:18	4-9	0-0	0-0	4 8 12	2 2	8	1	1	2	3	0	21	2nd FG%	13-23	56.5%	3PT%	5-11	45.5%	GM FG%	22-53	41.5%	
2 Sahvir Wheeler	G 35:07	2-6	1-4	1-2	0 4 4	0 2	6	6	4	1	0	0	9	3rd FG%	8-9	88.9%							
12 Antonio Reeves	G 23:54	7-15	3-6	1-1	2 3 5	2 2	18	2	0	0	1	0	14	GM FG%	22-53	41.5%							
22 Cason Wallace	G 30:17	1-5	0-3	1-2	1 3 4	2 1	3	3	3	1	2	0	0	13	FT%	7-22	31.8%						
1 CJ Fredrick	18:41	3-7	3-7	2-2	0 0 0	0 0	11	0	0	0	0	0	13	FT%	9-11	81.8%							
4 Daimion Collins	09:31	0-1	0-0	0-0	2 1 3	2 0	0	0	0	3	0	0	7	Dead Ball Rebounds: 2, 0									
24 Chris Livingston	12:01	0-0	0-0	0-0	1 4 5	1 0	0	1	1	1	0	0	8										
55 Lance Ware	07:32	1-1	0-0	0-0	0 1 1	0 1	2	1	2	0	0	0	-2										
Team													2 2 3 0 2										
Totals	22-53	7-22	9-11	13 29 42	9 13 60	16 14	6 4	0 19	Technical Fouls: NONE														

	BEL		UKY		Points from Turnovers	BEL	UKY	Period by Period Scoring			
	1st	2nd	TOT	1st				2nd	TOT		
Biggest lead	6 (1st 15:56)	20 (2nd 1:48)	8	28				BEL	21	20	41
Best Scoring Run	7 (1st 1:23)	12 (2nd 6:07)	8	28				UKY	21	39	60
Lead Changes	7	7	13	13							
Times Tied	7	7	5	13							
Time with Lead	12:52	16:35	12	13							

GAME SIX

#15/13 KENTUCKY 96, NORTH FLORIDA 56

Official Basketball Box Score - Final
North Florida at Kentucky
11/23/22 Rupp Arena, Lexington
2022-23 Men's Basketball

Game Time: 4:00 PM
Game Duration: 1:59
Attendance: 19,769

Officials: Chuck Jones, Will Howard, R.B. Clyburn

North Florida - 56		Record: 1-4																					
NO. Name	Min	FG M-A	3P M-A	FT M-A	Rebounds OR DR TOT	Fouls PF FD	TP	AS	TO	ST	Blocks BS BA	+-	Shooting By Period										
3 Carter Hendricksen	F 22:47	2-8	1-3	2-3	0 2 2	3 2	7	0	1	0	0	2	-28	1st FG%	9-26	34.6%	3PT%	1-5	20.0%	FT%	4-8	50%	
24 Jadyin Parker	F 19:20	1-3	0-0	0-2	2 0 2	1 0	2	2	1	1	1	0	-22	2nd FG%	11-32	34.4%	3PT%	5-16	31.3%	GM FG%	20-58	34.5%	
2 Chaz Lanier	G 18:28	1-3	0-1	0-0	0 2 2	1 0	2	0	1	1	0	0	-22	3PT%	5-21	23.8%							
10 Jarius Hicklen	G 28:31	6-12	4-8	1-3	0 1 1	0 4	17	1	4	0	0	2	-38	FT%	10-21	47.6%							
15 Jose Piacar	G 25:25	1-8	0-3	1-2	0 2 2	2 2	3	0	0	0	0	0	-20	GM FG%	20-58	34.5%							
5 Dorian James	15:46	1-3	0-1	2-2	0 3 3	1 2	4	0	0	1	0	0	-23	3PT%	10-21	47.6%							
23 Jonathan Aybar	16:45	4-5	0-0	0-1	1 0 1	3 1	8	1	1	0	1	0	-23	Dead Ball Rebounds: 5, 0									
33 Oscar Berry	19:03	1-2	0-1	0-0	0 3 3	0 0	2	0	0	1	0	0	-24										
13 Max Hindlicka	11:38	1-6	0-1	0-1	1 2 3	1 1	2	1	2	1	0	0	0										
23 Juh Nze	10:08	0-4	0-2	0-1	0 2 2	1 1	0	1	0	1	0	0	0										
4 Trent Coleman	06:16	1-2	0-0	4-6	3 2 5	0 3	6	0	0	0	0	0	4										
1 Mark Flakus	04:10	1-1																					

BOX SCORES

GAME NINE #16/16 KENTUCKY 69, YALE 59

Official Basketball Box Score - Final
Yale at Kentucky
12/10/22 Rupp Arena, Lexington
2022-23 Men's Basketball

Game Time: 1:00 PM
Game Duration: 1:55
Attendance: 20,264

Officials: Todd Austin, Owen Shortt, Lucas Santos

Yale - 59 **Record: 8-3**

NO.	Name	Min	FG	3P	FT	Rebounds	Fouls	TP	AS	TO	ST	Blocks	+	-			
			M-A	M-A	M-A	OR	DR	TOT	PF	FD		BS	BA				
15	EJ Jarvis	F 23:19	6-12	0-0	0-0	4	3	7	2	1	12	1	0	0	1	-7	
35	Isiah Kelly	F 17:51	0-0	0-0	2-2	1	3	4	3	2	2	1	4	0	0	3	
2	Bez Mbeng	G 31:32	2-8	1-4	2-2	1	7	8	1	3	7	1	2	1	0	-12	
3	August Mahoney	G 30:55	4-5	2-2	0-0	2	2	0	1	10	3	1	0	0	0	-12	
4	John Poulakidas	G 35:20	4-10	1-3	0-0	0	0	0	3	1	9	0	2	1	0	-14	
23	Yussif Basa-Ama	05:43	0-0	0-0	0-0	0	1	1	2	0	0	0	1	0	0	-3	
33	Jack Molloy	26:49	5-9	2-5	2-2	0	1	1	1	14	1	0	0	0	0	-9	
13	Michael Feinberg	09:05	1-2	1-1	1-4	1	0	0	1	3	4	0	0	0	0	2	
24	Yassine Gharram	08:28	0-2	0-0	1-2	1	0	0	1	1	1	1	1	0	0	0	2
1	Danny Wolf	10:58	0-3	0-2	0-0	1	0	1	0	1	0	0	1	0	0	0	
Team			2	2	4	0	0	0	0	4	0	0	0	0	0	0	
Totals			22-51	7-17	8-12	11	19	30	13	14	59	9	15	2	2	-10	

Technical Fouls: NONE

Shooting By Period

1st FG%	12-30	40.0%
3PT%	2-11	18.2%
FT%	1-2	50%
2nd FG%	10-21	47.6%
3PT%	5-6	83.3%
FT%	7-10	70%
GM FG%	22-51	43.1%
3PT%	7-17	41.2%
FT%	8-12	66.7%

Dead Ball Rebounds: 3, 1

GAME 10 #16/14 UCLA 63, #13/13 KENTUCKY 53

Official Basketball Box Score - Final
UCLA at Kentucky
12/17/22 Madison Square Garden, New York
2022-23 Men's Basketball

Game Time: 5:15 PM
Game Duration: 2:0
Attendance: 20,226

Officials: Randy McCall, Bert Smith, Brian Dorsey

UCLA - 63 **Record: 10-2**

NO.	Name	Min	FG	3P	FT	Rebounds	Fouls	TP	AS	TO	ST	Blocks	+	-			
			M-A	M-A	M-A	OR	DR	TOT	PF	FD		BS	BA				
3	Adem Bona	F 12:15	0-0	0-0	0-0	1	3	4	4	0	0	1	2	0	0	3	
0	Jaylen Clark	G 35:32	6-11	0-2	3-6	2	6	8	2	5	15	2	1	4	0	1	12
5	Amari Bailey	G 23:14	1-6	0-0	1-2	0	2	0	1	3	0	0	2	0	1	-8	
10	Tyger Campbell	G 35:07	7-17	0-2	1-1	0	3	3	1	2	15	2	2	1	0	0	6
24	Jaime Jaquez Jr.	G 36:48	9-19	0-2	1-2	4	8	12	3	5	19	4	4	1	1	12	
34	David Singleton	G 25:03	3-5	2-2	0-0	1	0	1	0	2	8	1	0	2	0	1	14
14	Kenneth Nwuba	13:08	1-1	0-0	0-0	3	0	3	5	0	2	0	1	0	0	5	
2	Dylan Andrews	02:16	0-0	0-0	0-0	0	0	0	1	0	0	0	0	0	0	3	
4	Will McClendon	03:28	0-0	0-0	0-0	0	0	0	0	0	0	0	0	0	0	-2	
12	Mac Etienne	13:09	0-0	0-0	1-4	1	4	5	1	2	1	1	0	0	1	0	5
Team			1	4	5	0	0	0	0	0	1	1	0	0	0	0	
Totals			27-59	2-8	7-15	13	30	43	17	17	63	11	13	11	4	4	10

Technical Fouls: NONE

Shooting By Period

1st FG%	17-34	50.0%
3PT%	1-5	20.0%
FT%	0-1	0%
2nd FG%	10-25	40.0%
3PT%	1-3	33.3%
FT%	7-14	50%
GM FG%	27-59	45.8%
3PT%	2-8	25.0%
FT%	7-15	46.7%

Dead Ball Rebounds: 6, 0

Kentucky - 69 **Record: 7-2**

NO.	Name	Min	FG	3P	FT	Rebounds	Fouls	TP	AS	TO	ST	Blocks	+	-			
			M-A	M-A	M-A	OR	DR	TOT	PF	FD		BS	BA				
0	Jacob Toppin	F 31:31	2-6	0-1	0-0	2	3	5	1	0	4	4	1	0	0	0	14
34	Oscar Tshiebwe	F 37:59	13-18	0-0	2-3	5	7	12	3	4	28	2	0	2	2	0	8
2	Sahvir Wheeler	G 34:02	5-14	0-2	0-1	0	4	4	1	3	10	1	2	0	1	0	10
12	Antonio Reeves	G 30:58	3-7	1-3	3-4	0	2	2	2	10	3	1	1	0	0	7	0
22	Cason Wallace	G 34:49	2-4	2-3	2-2	3	2	5	2	1	8	2	1	1	0	0	9
1	CJ Fredrick	09:02	0-2	0-0	0-0	0	0	0	0	3	0	1	0	1	0	0	3
4	Daimion Collins	05:51	0-1	0-1	0-0	1	1	2	2	0	0	0	2	0	0	0	-1
24	Chris Livingston	13:47	3-5	1-1	0-0	0	0	0	0	0	7	2	1	0	0	1	-2
33	Ugonna Onyenso	02:01	1-1	0-0	0-0	1	0	1	0	0	2	0	0	0	0	0	2
Team			0	0	0	0	0	0	0	2	0	0	0	0	0	0	0
Totals			29-58	4-11	7-10	12	19	31	14	13	69	15	9	7	2	2	10

Technical Fouls: NONE

Shooting By Period

1st FG%	13-32	40.6%
3PT%	4-8	50.0%
FT%	3-5	60%
2nd FG%	16-26	61.5%
3PT%	0-3	0%
FT%	4-5	80%
GM FG%	29-58	50.0%
3PT%	4-11	36.4%
FT%	7-10	70.0%

Dead Ball Rebounds: 0, 0

Kentucky - 53 **Record: 7-3**

NO.	Name	Min	FG	3P	FT	Rebounds	Fouls	TP	AS	TO	ST	Blocks	+	-			
			M-A	M-A	M-A	OR	DR	TOT	PF	FD		BS	BA				
0	Jacob Toppin	F 24:14	2-10	1-2	4	3	7	2	3	5	2	3	1	0	2	-16	
34	Oscar Tshiebwe	F 39:27	4-12	0-0	4	8	16	3	7	2	3	2	2	3	2	-8	
2	Sahvir Wheeler	G 36:18	5-7	1-1	0-0	1	2	3	3	2	11	6	1	0	0	-5	
12	Antonio Reeves	G 21:20	2-13	2-8	0	1	0	0	1	1	6	1	2	1	0	-9	
22	Cason Wallace	G 33:26	2-13	1-7	2-3	1	2	3	2	3	7	0	2	2	0	-7	
1	CJ Fredrick	06:27	0-0	0-0	0-0	0	0	0	0	0	0	0	0	0	0	-10	
24	Chris Livingston	24:27	5-8	2-3	2-3	2	2	4	4	2	14	0	0	0	0	0	-1
33	Ugonna Onyenso	00:33	0-0	0-0	0-0	0	0	0	0	0	0	0	0	0	0	-2	
55	Lance Ware	13:48	1-1	0-0	0-0	3	2	5	1	0	2	3	1	0	0	8	
Team			2	2	4	0	0	0	0	0	0	0	0	0	0	0	0
Totals			21-64	6-21	5-13	21	21	42	17	17	53	14	16	8	4	4	-10

Technical Fouls: Wheeler 2nd 13:57

Shooting By Period

1st FG%	11-31	35.5%
3PT%	3-9	33.3%
FT%	2-6	33.3%
2nd FG%	10-33	30.3%
3PT%	3-12	25.0%
FT%	3-7	42.9%
GM FG%	21-64	32.8%
3PT%	6-21	28.6%
FT%	5-13	38.5%

Dead Ball Rebounds: 0, 0

	YAL	UKY
Biggest lead	2 (2nd 17:37)	15 (2nd 4:08)
Best Scoring Run	10 (2nd 17:37)	9 (1st 14:51)
Lead Changes	2	0
Times Tied	5	0
Time with Lead	00:13	36:10
Points from Turnovers	13	19
Paint	18	40
Second Chance	6	12
Fast Breaks	7	8
Bench	19	9
Period by Period Scoring		
1st	27	32
2nd	30	59
TOT		
YAL	27	32
UKY	33	69

	UCLA	KEN
Biggest lead	13 (1st 6:28)	3 (1st 18:33)
Best Scoring Run	8 (2nd 0:18)	7 (1st 1:04)
Lead Changes	2	0
Times Tied	4	0
Time with Lead	35:53	01:13
Points from Turnovers	17	14
Paint	32	20
Second Chance	14	9
Fast Breaks	7	0
Bench	11	16
Period by Period Scoring		
1st	35	28
2nd	63	63
TOT		
UCLA	35	28
KEN	27	26
53		

GAME 11 #19/16 KENTUCKY 88, FLORIDA A&M 68

Official Basketball Box Score - Final
Florida A&M at Kentucky
12/21/22 Rupp Arena, Lexington
2022-23 Men's Basketball

Game Time: 7:00 PM
Game Duration: 1:54
Attendance: 20,226

Officials: Anthony Jordan, Byron Jarrett, Landon Brando

Florida A&M - 68 **Record: 2-8**

NO.	Name	Min	FG	3P	FT	Rebounds	Fouls	TP	AS	TO	ST	Blocks	+	-			
			M-A	M-A	M-A	OR	DR	TOT	PF	FD		BS	BA				
5	Jaylen Bates	F 31:14	7-10	2-3	5-6	2	3	5	3	3	21	2	3	0	0	0	-18
10	Chase Barrs	F 21:12	1-2	0-0	0-0	1	1	2	1	0	2	0	1	0	1	1	-18
1	Byron Smith	G 23:27	3-6	1-2	0-0	0	2	2	0	2	7	1	1	1	0	0	-15
2	Jordan Chatman	G 14:26	1-2	0-0	0-0	1	0	1	3	0	2	0	0	0	0	0	-5
23	Jordan Tiltman	G 35:51	4-10	2-5	0-0	0	0	0	3	3	10	2	5	0	0	0	-26
0	Dimingus Stevens	10:19	5-8	2-3	1-1	0	0	0	2	1	13	1	1	0	0	0	-5
4	Hantz Louis-Jeune	34:12	2-4	0-0	1-1	0	2	3	2	3	3	0	0	0	0	0	-7
3	Peyton Williams	26:59	3-7	2-3	0-0	1	3	4	2	1	8	3	0	0	0	0	-4
14	Tang Eisa	00:35	0-1	0-0	0-0	0	1	1	0	0	0	0	0	0	0	0	0
34	Richard Mathews	01:45	0-0	0-0	0-0	0	0	0	0	0	0	0	0	0	0	0	-2
Team			1	0	1	0	0	0	0	0	1	0	0	0	0	0	0
Totals			26-50	9-16	7-8	6	12	18	17	12	68	12	12	1	1	1	-20

Technical Fouls: NONE

Shooting By Period

1st FG%	15-31	52.2%
3PT%	4-8	50.0%
FT%	4-5	80%
2nd FG%	14-27	51.9%
3PT%	5-8	62.5%
FT%	3-3	100%
GM FG%	26-50	52.0%
3PT%	9-16	56.3%
FT%	7-8	87.5%

Dead Ball Rebounds: 0, 0

Kentucky - 88 **Record: 8-3**

NO.	Name	Min	FG	3P	FT	Rebounds	Fouls	TP	AS	TO	ST	Blocks	+	-			
			M-A	M-A	M-A	OR	DR	TOT	PF	FD		BS	BA				
24	Chris Livingston	F 15:05	3-4	1-1	1-2	0	2	2	1	1	8	0	0	0	0	0	9
34	Oscar Tshiebwe	F 27:05	4-6	0-0	6-6	3	5	8	2	3	14	1	2	2	0	0	26
55	Lance Ware	F 19:35	1-4	0-0	2-3	4	1	5	2	4	4	0	0	1	0		

BOX SCORES

GAME 13 #19/17 KENTUCKY 86, LOUISVILLE 63

GAME 14 RV/25 KENTUCKY 74, RV/RV LSU 71



Official Basketball Box Score - Final
Louisville at Kentucky
1231/22 Rupp Arena, Lexington
2022-23 Men's Basketball

Game Time: 12:00 PM
Game Duration: 2:05
Attendance: 20,934

Officials: Joe Lindsey, Pat Adams, Ron Groover

Louisville - 63 Record: 2-12

NO.	Name	Min	FG			3P			FT			Rebounds		Fouls		TP	AS	TO	ST	Blocks		+/-
			M	A	%	M	A	%	M	A	%	OR	DR	FF	FD					BS	BA	
1	Mike James	30:21	3-9	1-3	1-1	1 1	2 2	2 3	8 11	3 1	0 1	-19										
5	Brandon Huntley-Hatfield	30:41	5-7	0-0	0-0	0 4	4 3	2 10	1 4	0 1	0 -28											
21	Sydney Curry	15:24	1-1	0-0	1-2	1 1	2 4	1 3	1 1	1 1	0 -4											
24	Joe'Lyn Withers	17:26	0-1	0-0	2-2	0 1	1 2	2 2	0 2	0 0	-10											
3	El Elis	35:27	7-16	1-6	8-10	0 1	1 6	23 2	2 4	0 0	-25											
12	JJ Traynor	25:05	2-4	0-2	1-2	1 2	3 3	0 11	5 0	0 1	-17											
22	Kaman Lands	25:57	3-6	0-1	3-4	3 0	3 3	2 9	0 0	0 0	-15											
4	Roosevelt Wheeler	06:05	1-2	0-0	1-2	2 1	3 2	1 3	0 0	0 0	0 0											
15	Hercy Miller	06:04	0-0	0-0	0-0	0 0	0 0	0 0	0 0	1 0	0 0											
11	Fabio Basili	02:54	0-1	0-1	0-0	0 0	0 0	0 0	0 0	1 0	0 -5											
0	Devin Re	01:48	0-0	0-0	0-0	0 1	1 0	0 0	0 0	0 0	0 -3											
23	Alexander Payne	01:48	0-0	0-0	0-0	0 0	0 0	0 0	0 0	0 0	0 0											
Team						0 0	0 0	0 0	0 2													
Totals			22-47	2-13	17-23	8 12	20 18	18 18	63 5	15 7	2 1	-23										

Shooting By Period	
1st FG%	13-29 44.8%
3PT%	1-8 12.5%
FT%	3-5 60%
2nd FG%	9-18 50.0%
3PT%	1-5 20.0%
FT%	14-18 77.8%
GM FG%	22-47 46.8%
3PT%	2-13 15.4%
FT%	17-23 73.9%
Dead Ball Rebounds: 5, 0	

Technical Fouls: NONE

Kentucky - 86 Record: 9-4

NO.	Name	Min	FG			3P			FT			Rebounds		Fouls		TP	AS	TO	ST	Blocks		+/-
			M	A	%	M	A	%	M	A	%	OR	DR	FF	FD					BS	BA	
0	Jacob Toppin	34:58	10-15	0-1	4-6	3 4	7 4	5 24	2 2	0 0	0 23											
24	Chris Livingston	20:25	2-6	1-3	0-0	1 2	3 1	0 5	2 0	1 0	1 17											
34	Oscar Tshiebo	36:42	10-13	0-0	4-9	8 6	14 3	6 24	2 5	2 0	1 24											
2	Sahvir Wheeler	38:52	2-6	1-3	2-2	1 0	1 3	2 7	9 4	2 0	0 23											
22	Cason Wallace	37:15	6-8	2-4	3-4	0 5	5 3	3 17	2 2	0 2	0 26											
12	Antonio Reeves	16:30	1-4	0-2	3-4	0 1	1 2	5 5	0 0	0 0	1 6											
3	Adou Thiero	06:58	0-0	0-0	0-0	0 0	0 0	0 0	0 0	0 0	0 -3											
33	Ugonna Oryenso	02:15	0-0	0-0	0-0	0 0	0 0	0 0	0 0	0 0	0 0											
4	Daimion Collins	02:58	1-2	0-0	0-0	0 0	0 0	0 0	0 2	0 0	0 3											
55	Lance Ware	03:07	1-1	0-0	0-0	0 0	0 0	3 0	2 1	1 0	0 -4											
Team						2 0	2 0	0 0														
Totals			33-55	4-13	16-25	15 18	33 18	18 86	18 12	7 1	2 23											

Shooting By Period	
1st FG%	19-30 63.3%
3PT%	3-8 37.5%
FT%	4-9 44.4%
2nd FG%	14-25 56.0%
3PT%	1-5 20.0%
FT%	12-16 75%
GM FG%	33-55 60.0%
3PT%	4-13 30.8%
FT%	16-25 64.0%
Dead Ball Rebounds: 4, 0	

Technical Fouls: NONE

Louisville - 63 Record: 2-12

Biggest lead	
LOU	UKY
0 (1st 20:00)	27 (2nd 3:17)
Best Scoring Run	
7 (2nd 18:32)	9 (1st 17:04)
Lead Changes	
0	0
Times Tied	
0	0
Time with Lead	
00:00	39:23

Points from Turnovers	LOU		UKY	
	1st	2nd	1st	2nd
Paint	34	46	30	63
Second Chance	12	20	30	63
Fast Breaks	8	2	45	86
Bench	17	9	45	86



Official Basketball Box Score - Final
LSU at Kentucky
01/03/23 Rupp Arena, Lexington
2022-23 Men's Basketball

Game Time: 8:00 PM
Game Duration: 2:1
Attendance: 19,61

Officials: Doug Shows, Vladimir Voyard-Tadaj, Jeb Hartnes

LSU - 71 Record: 12-2 (1-1)

NO.	Name	Min	FG			3P			FT			Rebounds		Fouls		TP	AS	TO	ST	Blocks		+/-
			M	A	%	M	A	%	M	A	%	OR	DR	FF	FD					BS	BA	
12	KJ Williams	35:39	8-13	4-6	3-3	0 3	3 3	2 23	2 1	0 1	0 -1											
20	Derek Fountain	25:14	3-4	0-0	0-0	3 5	8 2	2 6	2 1	1 0	0 6											
1	Cam Hayes	31:43	3-5	2-4	3-3	0 0	0 2	1 11	2 1	0 0	0 4											
3	Justice Hill	12:43	0-3	0-1	0-0	0 1	1 0	0 0	0 0	1 0	0 2											
44	Adam Miller	33:29	5-15	5-13	0-0	0 1	1 3	1 15	2 0	2 0	0 0											
0	Trae Hannibal	29:03	5-6	0-0	2-4	1 2	3 2	4 12	4 4	1 0	0 5											
11	Justice Williams	11:12	1-4	0-1	0-0	1 2	1 0	1 2	0 1	0 0	0 1											
13	Jalen Reed	13:40	1-3	0-0	0-0	2 2	3 1	2 1	1 0	0 0	-6											
4	Kendal Coleman	02:27	0-0	0-0	0-0	0 0	0 0	0 0	0 0	0 0	0 -3											
34	Shawn Phillips Jr.	03:00	0-0	0-0	0-0	0 0	0 0	0 0	0 0	0 0	0 -2											
5	Mwanj Wilkinson	01:50	0-0	0-0	0-0	0 0	0 0	0 0	0 0	0 1	0 -1											
Team						0 2	2 0	0 1														
Totals			26-53	11-25	8-10	5 17	22 15	11 71	15 9	3 1	3 -3											

Shooting By Period	
1st FG%	14-27 51.9%
3PT%	6-13 46.2%
FT%	4-4 100%
2nd FG%	12-26 46.2%
3PT%	5-12 41.7%
FT%	4-6 66.7%
GM FG%	26-53 49.1%
3PT%	11-25 44.0%
FT%	8-10 80.0%
Dead Ball Rebounds: 2, 1	

Technical Fouls: NONE

Kentucky - 74 Record: 10-4 (1-1)

NO.	Name	Min	FG			3P			FT			Rebounds		Fouls		TP	AS	TO	ST	Blocks		+/-
			M	A	%	M	A	%	M	A	%	OR	DR	FF	FD					BS	BA	
0	Jacob Toppin	31:04	9-13	1-1	2-2	1 2	3 1	3 21	3 1	1 1	0 4											
24	Chris Livingston	28:40	1-5	1-4	2-2	0 1	1 1	1 1	1 0	0 0	0 0											
34	Oscar Tshiebo	37:00	7-9	0-0	5-7	7 9	16 3	7 19	1 0	1 1	1 3											
2	Sahvir Wheeler	37:20	4-10	3-5	0-1	0 6	6 2	3 11	9 2	0 0	0 2											
22	Cason Wallace	40:00	6-13	2-7	0-0	0 3	3 3	1 14	4 1	0 0	0 3											
12	Antonio Reeves	13:59	0-1	0-1	2-2	0 0	0 0	1 1	2 0	1 0	0 0											
4	Daimion Collins	08:56	1-3	0-0	0-0	1 0	1 2	0 2	0 0	0 1	0 -1											
Team						1 0	1 0	0 1														
Totals			28-54	7-18	11-14	10 21	31 11	15 74	18 6	2 3	1 3											

Shooting By Period	
1st FG%	16-28 57.1%
3PT%	4-8 50.0%
FT%	6-8 75%
2nd FG%	12-26 46.2%
3PT%	3-10 30.0%
FT%	5-6 83.3%
GM FG%	28-54 51.9%
3PT%	7-18 38.9%
FT%	11-14 78.6%
Dead Ball Rebounds: 1, 1	

Technical Fouls: NONE

Biggest lead	LSU		UKY		
	1st	2nd	1st	2nd	
2 (1st 11:36)	10 (2nd 12:30)	4	7		
Best Scoring Run		8 (2nd 6:29)	7 (2nd 17:54)		
Lead Changes		6	12		
Times Tied		3			
Time with Lead		02:44	34:59		

Points from Turnovers	LSU		UKY	
	1st	2nd	1st	2nd
Paint	26	34	38	71
Second Chance	6	12	42	74
Fast Breaks	2	8	32	68
Bench	16	4		

GAME 15 #7/7 ALABAMA 78, RV/25 KENTUCKY 52

GAME 16 SOUTH CAROLINA 71, NR/RV KENTUCKY 68



Official Basketball Box Score - Final
Kentucky at Alabama
01/07/23 Coleman Coliseum, Tuscaloosa
2022-23 Men's Basketball

Game Time: 12:00 PM
Game Duration: 2:02
Attendance: 13,474

Officials: Don Daly, K.B. Burdett Jr., Byron Jarrett

Kentucky - 52 Record: 10-5 (1-2)

NO.	Name	Min	FG			3P			FT			Rebounds		Fouls		TP	AS	TO	ST	Blocks		+/-
			M	A	%	M	A	%	M	A	%	OR	DR	FF	FD					BS	BA	
0	Jacob Toppin	25:16	1-10	1-1	0-0	3 3	6 3	0 3	0 0	0 0	-15											
24	Chris Livingston	22:46	2-6	0-3	0-0	2 1	3 1	0 4	0 1	0 0	-19											
34	Oscar Tshiebo	22:50	1-7	0-0	2-2	4 2	6 4	3 4	0 4	0 1	2 -25											
2	Sahvir Wheeler	35:02	7-16	0-2																		

BOX SCORES

GAME 17 NR/RV KENTUCKY 63, #5/5 TENNESSEE 56



Official Basketball Box Score - Final
Kentucky at Tennessee
011423 Thompson-Boling Arena, Knoxville, Tennessee
2022-23 Tennessee Men's Basketball

Game Time: 12:04 PM
Game Duration: 2:22
Attendance: 21,678

Officials: Terry Oglesby, Pat Adams, Chuck Jones

Kentucky - 63

Record: 11-6 (2-3)

NO.	Name	Min	FG M-A	3P M-A	FT M-A	Rebounds		Fouls		TP	AS	TO	ST	Blocks		+/-	Shooting By Period				
						OR	DR	PF	FD					1st	2nd		3rd	FT			
0	Jacob Toppin	F	32:45	1-5	0-0	3-5	2	6	8	1	5	5	3	0	0	0	10	1st FG%	11-30	36.7%	
24	Chris Livingston	F	17:53	2-5	0-0	2-2	1	3	4	2	1	6	0	1	1	1	-5	3PT%	3-10	30.0%	
34	Oscar Tshiebewe	F	39:05	6-12	0-0	3-4	4	9	13	3	4	15	1	0	1	0	1	FT%	8-9	88.9%	
1	CJ Fredrick	G	36:51	4-11	3-9	2-2	0	2	2	1	3	13	1	2	0	0	8	2nd FG%	7-21	33.3%	
22	Cason Wallace	G	22:27	0-3	0-1	0-0	0	3	3	4	1	0	6	5	2	0	6	FT%	14-16	87.5%	
12	Antonio Reeves	F	20:31	4-10	2-6	8-8	0	4	4	3	7	18	1	4	0	0	13	GM FG%	18-51	35.3%	
3	Adou Thiero	G	12:37	0-3	0-0	4-4	0	0	3	3	4	0	2	2	0	1	-1	3PT%	5-16	31.3%	
55	Lance Ware	07:15	1-1	0-0	0-0	1-2	3	1	0	0	2	0	1	0	0	0	-3	FT%	22-25	88.0%	
33	Ugonna Onyenso	00:55	0-1	0-0	0-0	2	0	2	0	0	0	0	0	0	0	0	0	Dead Ball Rebounds:0,2			
Team							3	1	4			0									
Totals			18-51	5-16	22-25	13	30	43	18	24	63	14	19	6	1	3	7				

Technical Fouls:NONE

Tennessee - 56

Record: 14-3 (4-1)

NO.	Name	Min	FG M-A	3P M-A	FT M-A	Rebounds		Fouls		TP	AS	TO	ST	Blocks		+/-	Shooting By Period				
						OR	DR	PF	FD					1st	2nd		3rd	FT			
2	Julian Phillips	F	17:58	1-2	0-0	0-0	1	2	3	4	1	2	0	2	0	1	0	8	1st FG%	11-25	44.0%
13	Olivier Nkamhoua	F	13:31	1-3	0-1	0-1	0	2	2	3	1	2	1	2	1	0	0	-9	3PT%	2-9	22.2%
33	Uros Plavsic	F	25:23	9-11	0-0	1-2	1	3	5	2	19	1	1	0	1	0	13	FT%	2-3	66.7%	
4	Tyrique Key	G	31:27	2-6	1-4	2-2	0	1	1	2	4	7	2	0	1	0	-10	2nd FG%	12-32	37.5%	
25	Santiago Vescovi	G	12:37	4-13	1-6	4-5	0	1	1	3	7	13	1	1	4	0	1	-1	3PT%	1-2	8.3%
0	Jonas Aidoo	G	13:58	0-1	0-0	0-0	0	4	4	0	0	1	1	1	0	1	-15	FT%	5-7	71.4%	
5	Zakai Zeigler	27:07	3-12	0-3	0-0	0	0	0	4	1	6	7	2	1	0	0	-8	GM FG%	23-57	40.4%	
30	Josiah-Jordan James	27:33	2-8	1-6	0-0	0	5	5	2	2	1	1	0	0	0	0	-5	3PT%	3-21	14.3%	
15	Jahmal Mashack	04:45	0-0	0-0	0-0	0	1	1	1	0	0	0	0	0	0	0	-8	FT%	7-10	70.0%	
11	Tobe Awaka	05:59	1-1	0-0	0-0	0	1	1	0	0	2	0	0	0	0	0	0	Dead Ball Rebounds:1,4			
Team							1	1	2			0									
Totals			23-57	9-21	7-10	4	19	23	24	18	56	17	11	7	3	1	-7				

Technical Fouls:NONE

	CATS	TENN	Points from Turnovers	CATS	TENN	Period by Period Scoring				
						1st	2nd	TOT		
Biggest lead	9 (2nd 18:04)	8 (1st 17:25)	11	18	33	30	63			
Best Scoring Run	10 (1st 12:23)	8 (1st 17:25)	12	4	26	30	56			
Lead Changes	13		24	13						
Times Tied	8		7	2						
Time with Lead	25:37	11:38	24	13						

GAME 18 NR/RV KENTUCKY 85, GEORGIA 71



Official Basketball Box Score - Final
Georgia at Kentucky
011723 Rupp Arena, Lexington
2022-23 Men's Basketball

Game Time: 9:00 PM
Game Duration: 2:11
Attendance: 19,177

Officials: Joe Lindsay, Owen Short, Jeb Hartness

Georgia - 71

Record: 13-5 (3-2)

NO.	Name	Min	FG M-A	3P M-A	FT M-A	Rebounds		Fouls		TP	AS	TO	ST	Blocks		+/-	Shooting By Period				
						OR	DR	PF	FD					1st	2nd		3rd	FT			
12	Matthew-Alexander Moncrieffe	F	25:23	3-5	0-0	0-0	1	4	5	4	1	6	0	2	0	1	20	1st FG%	15-27	55.6%	
23	Braelen Bridges	C	21:28	1-2	0-0	7-8	0	1	1	4	4	9	2	0	0	0	2	3PT%	4-11	36.4%	
0	Terry Roberts	G	34:01	7-17	3-8	4-6	0	5	5	4	5	21	3	5	1	0	-7	FT%	8-9	88.9%	
3	Kario Oquendo	G	30:51	7-13	1-4	3-6	0	3	3	0	4	18	0	0	0	1	-14	2nd FG%	9-25	36.0%	
18	Mardex McBride	G	07:36	0-0	0-0	0-2	0	1	1	1	2	0	0	0	0	0	-6	3PT%	3-9	33.3%	
5	Frank Anselm	F	15:52	0-0	0-0	0-0	1	2	3	2	2	0	0	0	0	0	-9	FT%	8-15	53.3%	
11	Justin Hill	F	17:11	2-6	1-2	0-0	0	4	4	0	5	2	3	0	0	1	-7	GM FG%	24-52	46.2%	
1	Jabri Abdul-Rahim	G	23:39	3-6	1-4	2-2	0	2	2	3	1	9	0	0	0	0	0	3PT%	7-20	35.0%	
4	Jusaun Holt	20:40	0-2	0-1	0-0	0	3	3	2	0	0	0	0	0	0	0	-1	FT%	16-24	66.7%	
15	Jaiyin Ingram	02:59	1-1	1-1	0-0	0	0	0	0	3	0	3	0	0	0	0	2	Dead Ball Rebounds:3,0			
Team							2	2	4			0									
Totals			24-52	7-20	16-24	4	27	31	23	19	71	7	11	3	1	5	-14				

Technical Fouls:NONE

Kentucky - 85

Record: 12-6 (3-3)

NO.	Name	Min	FG M-A	3P M-A	FT M-A	Rebounds		Fouls		TP	AS	TO	ST	Blocks		+/-	Shooting By Period				
						OR	DR	PF	FD					1st	2nd		3rd	FT			
0	Jacob Toppin	F	38:33	3-10	0-0	5-6	2	9	11	2	6	11	4	0	1	2	0	14	1st FG%	11-33	33.3%
24	Chris Livingston	F	15:50	1-4	0-1	2-2	0	1	1	0	1	4	2	1	1	1	0	9	3PT%	2-7	28.6%
34	Oscar Tshiebewe	F	38:39	12-20	0-0	13-18	11	13	24	3	12	37	1	0	3	1	15	FT%	10-11	90.9%	
1	CJ Fredrick	G	36:27	1-8	1-5	0-0	0	1	1	1	3	1	2	0	0	0	1	-5	2nd FG%	18-33	54.5%
22	Cason Wallace	C	23:00	7-14	2-4	1-2	0	2	2	4	1	17	1	1	1	0	1	15	3PT%	2-8	25.0%
12	Antonio Reeves	26:12	4-11	1-5	2-2	0	1	1	4	1	11	2	1	1	0	0	-3	FT%	13-19	68.4%	
2	Sahvir Wheeler	10:45	0-1	0-0	0-0	0	1	1	1	0	3	2	1	0	0	0	-9	GM FG%	29-66	43.9%	
55	Lance Ware	01:27	0-0	0-0	0-0	0	0	0	0	0	0	0	0	0	0	0	0	3PT%	4-15	26.7%	
3	Adou Thiero	02:46	0-0	0-0	0-0	0	0	0	2	0	0	0	0	1	0	0	-1	FT%	23-30	76.7%	
33	Ugonna Onyenso	01:21	1-1	0-0	0-0	0	0	0	0	0	2	0	0	0	0	0	0	Dead Ball Rebounds:1,1			
Team							3	0	3			0									
Totals			29-66	4-15	23-30	16	28	44	19	23	85	15	7	9	5	1	14				

Technical Fouls:Coach 2nd 6:30

	UGA	UKY	Points from Turnovers	UGA	UKY	Period by Period Scoring				
						1st	2nd	TOT		
Biggest lead	11 (1st 3:39)	14 (2nd 0:27)	12	12	30	38	71			
Best Scoring Run	5 (1st 16:55)	8 (2nd 19:15)	5	18						
Lead Changes	5		13	11						
Times Tied	3		17	13						
Time with Lead	21:09	15:50	21	13						

GAME 19 NR/RV KENTUCKY 76, RV/RV TEXAS A&M 67



Official Basketball Box Score - Final
Texas A&M at Kentucky
012423 Rupp Arena, Lexington
2022-23 Men's Basketball

Game Time: 2:00 PM
Game Duration: 2:23
Attendance: 20,017

Officials: Doug Shows, K.B. Burdett, Jr., Courtney Green

Texas A&M - 67

Record: 13-6 (5-1)

NO.	Name	Min	FG M-A	3P M-A	FT M-A	Rebounds		Fouls		TP	AS	TO	ST	Blocks		+/-	Shooting By Period				
						OR	DR	PF	FD					1st	2nd		3rd	FT			
15	Henry Coleman III	F	36:33	5-7	0-0	0-0	1	5	6	4	0	10	0	5	0	0	-11	1st FG%	13-23	56.5%	
34	Julius Marble	F	27:31	4-7	0-0	4-4	0	1	1	5	4	12	1	1	0	0	-3	3PT%	1-6	16.7%	
0	Dexter Dennis	G	37:53	2-9	0-6	6-6	1	5	6	2	4	10	0	1	2	0	2	4	FT%	4-4	100%
4	Wade Taylor IV	G	33:04	4-11	0-5	0-0	0	6	6	2	1	8	7	4	3	0	-10	2nd FG%	11-26	42.3%	
23	Tyrece Radford	F	24:09	7-11	2-4	6-6	1	3	4	2	4	22	1	2	0	0	-6	3PT%	2-10	20.0%	
20	Andre Gordon	19:25	1-1	1-1	0-0	0	2	2	0	3	1	0	1	0	0	0	-2	GM FG%	24-49	49.0%	
11	Andersson Garcia	13:12	1-3	0-0	0-0	1	2	3	0	2	0	1	0	0	1	3	-3	3PT%	3-16	18.8%	
2	Hayden Hefner	08:13	0-0	0-0	0-0	0	1	1	0	0	0	0	0	1	0	0	-12	FT%	16-16	100.0%	
Team							0	2	2			0					Dead Ball Rebounds:0,0				
Totals			24-49	3-16	16-16	4	27	31	18	13	67	10	16	6	0	4	-9				

BOX SCORES

GAME 21

9/9 KANSAS 77, RV/RV KENTUCKY 68



Official Basketball Box Score - Final
Kansas at Kentucky
 01/28/23 Rupp Arena, Lexington
 2022-23 Men's Basketball

Game Time: 8:00 PM
 Game Duration: 2:05
 Attendance: 20,418

Officials: Terry Oglesby, Pat Adams, Steven Anderson

Kansas - 77

Record: 17-4

NO.	Name	Min	FG			Rebounds			Fouls		TP	AS	TO	ST	Blocks		+/-	Shooting By Period																													
			M-A	3P-M-A	FT-M-A	OR	DR	TOT	PF	FD					1st	FG%		17-35	48.6%	3PT%	2-7	28.6%	FT%	5-5	100%																						
10	Jalen Wilson	F 38:43	9-18	2-3	2-2	1	7	8	1	4	22	2	1	2	0	1	5	1st	FG%	17-35	48.6%																										
24	KJ Adams, Jr.	F 24:36	8-10	0-0	0-0	1	1	2	4	2	17	3	1	2	0	0	6	3PT%	2-7	28.6%	FT%	5-5	100%																								
3	Dajuan Harris	G 37:24	3-8	2-4	0-0	0	1	1	2	0	8	8	2	0	0	0	8	2nd	FG%	14-28	50.0%																										
4	Gradey Dick	G 33:10	4-11	1-5	4-4	0	5	5	2	4	13	2	3	2	0	1	10	3PT%	4-9	44.4%	FT%	4-5	80%																								
15	Kevin McCullar	G 33:56	4-10	1-2	2-3	3	9	12	3	4	11	2	2	2	1	1	10	GM	FG%	31-63	49.2%																										
1	Joseph Yesufu	02:52	0-1	0-1	0-0	0	0	0	0	0	0	0	0	0	0	0	-2	3PT%	6-16	37.5%	FT%	9-10	90.0%																								
35	Zuby Ejiofor	03:38	1-1	0-0	0-0	1	0	1	2	0	2	0	0	0	0	0	-3																														
0	Bobby Pettiford	08:56	0-0	0-0	0-0	0	0	0	1	0	0	1	1	0	0	0	1																														
23	Ernest Udeh Jr.	11:46	2-2	0-0	0-0	0	2	2	2	0	4	0	0	1	0	0	6																														
11	MJ Rice	04:59	0-2	0-1	0-0	0	0	0	1	0	0	0	0	0	1	0	4																														
Team						2			1			3						Dead Ball Rebounds: 0.0																													
Totals			31-63			6-16			9-10			8			26			34			18			14			77			18			10			9			2			3			9		

Technical Fouls: NONE

Kentucky - 68

Record: 14-7

NO.	Name	Min	FG			Rebounds			Fouls		TP	AS	TO	ST	Blocks		+/-	Shooting By Period																													
			M-A	3P-M-A	FT-M-A	OR	DR	TOT	PF	FD					1st	FG%		15-27	55.6%	3PT%	0-6	0.0%	FT%	4-11	36.4%																						
0	Jacob Toppin	F 31:45	6-11	0-1	2-4	0	4	4	4	2	14	2	1	0	0	0	-7	2nd	FG%	10-24	41.7%																										
24	Chris Livingston	F 17:20	4-5	0-1	0-0	0	2	2	1	0	8	0	1	0	1	0	-7	3PT%	0-6	0.0% <td>FT%</td> <td>4-11</td> <td>36.4%</td>	FT%	4-11	36.4%																								
34	Oscar Tshiebwwe	F 34:05	6-9	0-0	6-8	2	7	9	3	6	18	4	3	1	1	0	-6	3PT%	2-7	28.6% <td>FT%</td> <td>12-12</td> <td>100%</td>	FT%	12-12	100%																								
1	CJ Fredrick	G 29:09	1-8	0-5	0-0	0	0	0	0	1	2	2	2	1	0	1	-1	GM	FG%	25-51	49.0%																										
22	Cason Wallace	G 37:15	4-7	2-3	4-5	0	6	6	3	5	14	5	2	5	1	0	-8	3PT%	2-13	15.4% <td>FT%</td> <td>16-23</td> <td>69.6% </td>	FT%	16-23	69.6%																								
12	Antonio Reeves	30:02	3-9	0-3	4-4	0	2	2	2	2	10	3	1	0	0	1	-6																														
2	Sahvir Wheeler	14:29	1-2	0-0	0-0	0	1	1	1	1	2	0	0	0	0	0	-7																														
55	Lance Ware	05:55	0-0	0-0	0-2	0	2	2	0	1	0	0	0	0	0	0	-3																														
Team						2			1			3						Dead Ball Rebounds: 3.0																													
Totals			25-51			2-13			16-23			4			25			29			14			18			68			16			11			7			3			2			-9		

Technical Fouls: NONE

	KAN	UKY	Points from	KAN	UKY	Period by Period Scoring			
Biggest lead	9 (1 st 2:31)	5 (1 st 16:03)	Turnovers	10	9	1st	2nd	TOT	
Best Scoring Run	6 (1 st 3:42)	5 (1 st 16:03)	Paint	40	38	KAN	41	36	77
Lead Changes	5		Second Chance	11	0	UKY	34	34	68
Times Tied	3		Fast Breaks	4	10				
Time with Lead	30:11	08:24	Bench	6	12				

GAME 23

FLORIDA AT KENTUCKY

GAME 24

ARKANSAS AT KENTUCKY



THE STAT CREW SYSTEM
 Kentucky Combined Team Statistics (as of Jan 28, 2023)
 All games

RECORD:	OVERALL	HOME	AWAY	NEUTRAL
ALL GAMES	14-7	11-2	2-3	1-2
CONFERENCE	5-3	3-1	2-2	0-0
NON-CONFERENCE	9-4	8-1	0-1	1-2

#	Player	gp-gs	min	avg	Total		3-Point		F-Throw		Rebounds				pf	dq	a	to	blk	stl	pts	avg			
					fg-fga	fg%	3fg-fga	3fg%	ft-fa	ft%	off	def	tot	avg											
34	Oscar Tshiebwe	19-17	623	32.8	121-205	.590	0-0	.000	74-109	.679	104	156	260	13.7	54	1	28	34	19	29	316	16.6			
12	Antonio Reeves	21-5	514	24.5	91-219	.416	46-119	.387	39-48	.813	11	34	45	2.1	33	0	26	27	4	6	267	12.7			
22	Cason Wallace	21-21	651	31.0	89-191	.466	38-94	.404	22-35	.629	22	54	76	3.6	54	0	76	38	8	43	238	11.3			
00	Jacob Toppin	20-18	574	28.7	88-197	.447	6-27	.222	41-63	.651	40	89	129	6.5	38	0	41	24	12	10	223	11.2			
02	Sahvir Wheeler	19-13	542	28.5	59-143	.413	15-40	.375	16-30	.533	4	38	42	2.2	37	1	105	38	2	17	149	7.8			
01	CJ Fredrick	18-10	434	24.1	47-123	.382	29-87	.333	18-20	.900	6	12	18	1.0	18	0	31	10	0	11	141	7.8			
24	Chris Livingston	21-14	341	16.2	40-93	.430	11-30	.367	21-24	.875	14	43	57	2.7	25	0	10	18	6	8	112	5.3			
03	Adou Thiero	9-0	95	10.6	4-13	.308	2-5	.400	14-18	.778	6	13	19	2.1	14	0	4	6	3	6	24	2.7			
33	Ugonna Onyenso	15-0	109	7.3	18-32	.563	0-0	.000	4-7	.571	18	24	42	2.8	8	0	2	4	16	2	40	2.7			
55	Lance Ware	18-6	212	11.8	20-32	.625	0-0	.000	6-19	.316	17	26	43	2.4	25	0	15	13	9	8	46	2.6			
04	Daimion Collins	12-1	137	11.4	9-28	.321	0-3	.000	5-9	.556	9	22	31	2.6	17	0	2	14	9	4	23	1.9			
14	Brennan Canada	3-0	6	2.0	1-3	.333	1-3	.333	0-0	.000	0	1	1	0.3	0	0	0	0	0	0	3	1.0			
21	Walker Horn	3-0	6	2.0	0-1	.000	0-1	.000	0-0	.000	0	1	1	0.3	1	0	1	3	0	0	0	0.0			
25	Kareem Watkins	3-0	6	2.0	0-0	.000	0-0	.000	0-0	.000	0	0	0	0.0	0	0	1	1	0	0	0	0.0			
Team											32	20	52												13
Total.....		21	4250	587-1280	.459	148-409	.362	260-382	.681	283	533	816	38.9	324	2	342	243	88	144	1582	75.3				
Opponents.....		21	4250	509-1196	.426	140-415	.337	246-330	.745	183	467	650	31.0	342	5	236	258	41	121	1404	66.9				

TEAM STATISTICS	UK	OPP	Date	Opponent	Score	Att.	
SCORING	1582	1404	11/07/22	HOWARD	W 95-63	18750	
Points per game	75.3	66.9	1 11/11/22	DUQUESNE	W 77-52	20014	
Scoring margin	+8.5	-	2 11/15/22	vs Michigan St.	Lo2 77-86	15828	
FIELD GOALS-ATT	587-1280	509-1196	1 11/17/22	SOUTH CAROLINA ST.	W 106-63	18885	
Field goal pct	.459	.426	11/20/22	at #2/2 Gonzaga	L 72-88	12333	
3 POINT FG-ATT	148-409	140-415	1 11/23/22	NORTH FLORIDA	W 96-56	19763	
3-point FG pct	.362	.337	11/29/22	BELLARMINE	W 60-41	19092	
3-pt FG made per game	7.0	6.7	3 12/04/22	vs RV/RV Michigan	W 73-69	8242	
FREE THROWS-ATT	260-382	246-330	12/10/22	YALE	W 69-59	20264	
Free throw pct	.681	.745	4 12/17/22	vs #16/14 UCLA	L 53-63	20261	
F-Throws made per game	12.4	11.7	5 12/21/22	FLORIDA A&M	W 88-68	20226	
REBOUNDS	816	650	* 12/28/22	at RV/RV Missouri	L 75-89	15061	
Rebounds per game	38.9	31.0	12/31/22	LOUISVILLE	W 86-63	20934	
Rebounding margin	+7.9	-	* 01/03/23	RV/RV LSU	W 74-71	19610	
ASSISTS	342	236	* 01/07/23	at #7/7 Alabama	L 52-78	13474	
Assists per game	16.3	11.2	* 01/10/23	SOUTH CAROLINA	L 68-71	19393	
TURNOVERS	243	258	* 01/14/23	at #5/5 Tennessee	W 63-56	21678	
Turnovers per game	11.6	12.3	* 01/17/23	GEORGIA	W 85-71	19171	
Turnover margin	+0.7	-	* 01/21/23	RV/RV TEXAS A&M	W 76-67	20017	
Assist/turnover ratio	1.4	0.9	* 01/24/23	at Vanderbilt	W 69-53	10238	
STEALS	144	121	01/28/23	#9/9 KANSAS	L 68-77	20418	
Steals per game	6.9	5.8					
BLOCKS	88	41					
Blocks per game	4.2	2.0					
ATTENDANCE	256537	117115					
Home games-Avg/Game	13-19734	5-14557					
Neutral site-Avg/Game	-	3-14777					

1 = Tribute Classic (Rupp Arena | Lexington, Ky.)
 2 = Champions Classic (Gainbridge Fieldhouse | Indianapolis)
 3 = London Showcase (O2 Arena | London, England)
 4 = CBS Sports Classic (Madison Square Garden | New York)
 5 = Unity Series (Rupp Arena | Lexington, Ky.)
 * = Conference game

Score by Periods	1st	2nd	OT	OT2	Totals
Kentucky	748	819	9	6	1582
Opponents	683	697	9	15	1404

THE STAT CREW SYSTEM
 Kentucky Combined Team Statistics (as of Jan 24, 2023)
 Conference games only

RECORD:	OVERALL	HOME	AWAY	NEUTRAL
ALL GAMES	5-3	3-1	2-2	0-0
CONFERENCE	5-3	3-1	2-2	0-0
NON-CONFERENCE	0-0	0-0	0-0	0-0

##	Player	gp-gs	min	avg	Total		3-Point		F-Throw		Rebounds				pf	dq	a	to	blk	stl	pts	avg			
					fg-fga	fg%	3fg-fga	3fg%	ft-fa	ft%	off	def	tot	avg											
34	Oscar Tshiebwe	8-8	285	35.6	48-82	.585	0-0	.000	43-63	.683	49	71	120	15.0	24	0	7	10	4	11	139	17.4			
12	Antonio Reeves	8-0	191	23.9	39-85	.459	15-43	.349	18-21	.857	4	11	15	1.9	16	0	6	12	1	2	111	13.9			
00	Jacob Toppin	7-6	210	30.0	27-59	.458	3-5	.600	12-17	.706	12	34	46	6.6	10	0	18	9	8	4	69	9.9			
22	Cason Wallace	8-8	221	27.6	31-80	.388	12-43	.279	3-4	.750	5	17	22	2.8	23	0	21	14	4	8	77	9.6			
01	CJ Fredrick	6-4	170	28.3	18-49	.367	10-34	.294	6-6	1.000	3	6	9	1.5	6	0	11	4	0	3	52	8.7			
02	Sahvir Wheeler	7-4	192	27.4	23-55	.418	5-12	.417	1-6	.167	1	12	13	1.9	18	1	33	12	0	5	52	7.4			
24	Chris Livingston	8-8	139	17.4	11-37	.297	3-11	.273	6-6	1.000	7	13	20	2.5	10	0	4	8	3	2	31	3.9			
04	Daimion Collins	3-1	44	14.7	4-10	.400	0-0	.000	0-1	.000	4	3	7	2.3	4	0	1	2	5	2	8	2.7			
03	Adou Thiero	4-0	51	12.8	1-6	.167	1-2	.500	6-7	.857	3	5	8	2.0	9	0	2	3	1	5	9	2.3			
55	Lance Ware	7-1	82	11.7	6-11	.545	0-0	.000	0-3	.000	6	11	17	2.4	7	0	6	4	1	0	12	1.7			
33	Ugonna Onyenso	4-0	15	3.8	1-5	.200	0-0	.000	0-0	.000	3	3	6	1.5	1	0	0	1	1	0	2	0.5			
Team											14	6	20												6
Total.....		8	1600		209-479	.436	49-150	.327	95-134	.709	111	192	303	37.9	128	1	109	85	28	42	562	70.2			
Opponents.....		8	1600		196-433	.453	59-166	.355	105-133	.789	57	175	232	29.0	131	3	96	83	16	44	556	69.5			

TEAM STATISTICS	UK	OPP	Date	Opponent	Score	Att.
SCORING	562	556	* 12/28/22	at RV/RV Missouri	L 75-89	15061
Points per game	70.2	69.5	* 01/03/23	RV/RV LSU	w 74-71	19610
Scoring margin	+0.8	-	* 01/07/23	at #7/7 Alabama	L 52-78	13474
FIELD GOALS-ATT	209-479	196-433	* 01/10/23	SOUTH CAROLINA	L 68-71	19393
Field goal pct	.436	.453	* 01/14/23	at #5/5 Tennessee	w 63-56	21678
3 POINT FG-ATT	49-150	59-166	* 01/17/23	GEORGIA	w 85-71	19171
3-point FG pct	.327	.355	* 01/21/23	RV/RV TEXAS A&M	w 76-67	20017
3-pt FG made per game	6.1	7.4	* 01/24/23	at Vanderbilt	w 69-53	10238
FREE THROWS-ATT	95-134	105-133				
Free throw pct	.709	.789	1 = Tribute Classic (Rupp Arena Lexington, Ky.)			
F-Throws made per game	11.9	13.1	2 = Champions Classic (Gainbridge Fieldhouse Indianapolis)			
REBOUNDS	303	232	3 = London Showcase (O2 Arena London, England)			
Rebounds per game	37.9	29.0	4 = CBS Sports Classic (Madison Square Garden New York)			
Rebounding margin	+8.9	-	5 = Unity Series (Rupp Arena Lexington, Ky.)			
ASSISTS	109	96	* = Conference game			
Assists per game	13.6	12.0				
TURNOVERS	85	83				
Turnovers per game	10.6	10.4				
Turnover margin	-0.2	-				
Assist/turnover ratio	1.3	1.2				
STEALS	42	44				
Steals per game	5.3	5.5				
BLOCKS	28	16				
Blocks per game	3.5	2.0				
ATTENDANCE	78191	60451				
Home games-Avg/Game	4-19548	4-15113				
Neutral site-Avg/Game	-	0-0				

Score by Periods	1st	2nd	Totals
Kentucky	260	302	562
Opponents	283	273	556

THE STAT CREW SYSTEM
 Kentucky Combined Team Statistics (as of Jan 28, 2023)
 Last 5

RECORD:	OVERALL	HOME	AWAY	NEUTRAL
ALL GAMES	4-1	2-1	2-0	0-0
CONFERENCE	4-0	2-0	2-0	0-0
NON-CONFERENCE	0-1	0-1	0-0	0-0

#	Player	gp-gs	min	avg	Total		3-Point		F-Throw		Rebounds				pf	dq	a	to	blk	stl	pts	avg		
					fg-fga	fg%	3fg-fga	3fg%	ft-fa	ft%	off	def	tot	avg										
34	Oscar Tshiebwe	5-5	176	35.2	34-56	.607	0-0	.000	24-35	.686	24	52	76	15.2	16	0	9	5	2	6	92	18.4		
12	Antonio Reeves	5-0	143	28.6	26-61	.426	10-30	.333	16-16	1.000	1	10	11	2.2	11	0	8	9	0	2	78	15.6		
00	Jacob Toppin	5-5	172	34.4	23-45	.511	1-3	.333	12-19	.632	8	29	37	7.4	10	0	16	6	5	3	59	11.8		
22	Cason Wallace	5-5	155	31.0	19-42	.452	7-20	.350	7-9	.778	4	16	20	4.0	17	0	17	13	4	10	52	10.4		
01	CJ Fredrick	5-5	165	33.0	13-47	.277	8-34	.235	6-6	1.000	3	6	9	1.8	5	0	12	6	0	4	40	8.0		
24	Chris Livingston	5-5	79	15.8	10-23	.435	2-4	.500	4-4	1.000	4	7	11	2.2	6	0	3	5	3	2	26	5.2		
03	Adou Thiero	2-0	16	8.0	0-3	.000	0-0	.000	4-4	1.000	0	0	0	0.0	5	0	0	2	0	3	4	2.0		
02	Sahvir Wheeler	4-0	57	14.3	3-8	.375	0-1	.000	0-0	.000	0	3	3	0.8	6	0	10	5	0	2	6	1.5		
33	Ugonna Onyenso	3-0	3	1.0	1-3	.333	0-0	.000	0-0	.000	2	0	2	0.7	0	0	0	0	0	0	2	0.7		
55	Lance Ware	5-0	34	6.8	1-2	.500	0-0	.000	0-4	.000	2	8	10	2.0	3	0	1	2	1	0	2	0.4		
Team											9	3	12											6
Total.....		5	1000		130-290	.448	28-92	.304	73-97	.753	57	134	191	38.2	79	0	76	59	15	32	361	72.2		
Opponents.....		5	1000		120-276	.435	25-90	.278	59-72	.819	28	115	143	28.6	88	2	57	52	6	30	324	64.8		

TEAM STATISTICS	UK	OPP	Date	Opponent	Score	Att.
SCORING	361	324	* 01/14/23	at #5/5 Tennessee	w 63-56	21678
Points per game	72.2	64.8	* 01/17/23	GEORGIA	w 85-71	19171
Scoring margin	+7.4	-	* 01/21/23	RV/RV TEXAS A&M	w 76-67	20017
FIELD GOALS-ATT	130-290	120-276	* 01/24/23	at Vanderbilt	w 69-53	10238
Field goal pct	.448	.435	01/28/23	#9/9 KANSAS	L 68-77	20418
3 POINT FG-ATT	28-92	25-90	1 = Tribute Classic (Rupp Arena Lexington, Ky.)			
3-point FG pct	.304	.278	2 = Champions Classic (Gainbridge Fieldhouse Indianapolis)			
3-pt FG made per game	5.6	5.0	3 = London Showcase (O2 Arena London, England)			
FREE THROWS-ATT	73-97	59-72	4 = CBS Sports Classic (Madison Square Garden New York)			
Free throw pct	.753	.819	5 = Unity Series (Rupp Arena Lexington, Ky.)			
F-Throws made per game	14.6	11.8	* = Conference game			
REBOUNDS	191	143				
Rebounds per game	38.2	28.6				
Rebounding margin	+9.6	-				
ASSISTS	76	57				
Assists per game	15.2	11.4				
TURNOVERS	59	52				
Turnovers per game	11.8	10.4				
Turnover margin	-1.4	-				
Assist/turnover ratio	1.3	1.1				
STEALS	32	30				
Steals per game	6.4	6.0				
BLOCKS	15	6				
Blocks per game	3.0	1.2				
ATTENDANCE	59606	31916				
Home games-Avg/Game	3-19869	2-15958				
Neutral site-Avg/Game	-	0-0				

Score by Periods	1st	2nd	Totals
Kentucky	166	195	361
Opponents	167	157	324