



2023 KENTUCKY SOFTBALL MEDIA GUIDE



TABLE OF CONTENTS

2023 Television Spot/Photo Chart	2
2023 Roster	3
2023 Quick Facts.....	4
2023 Schedule	5
Hallie Mitchell.....	6
Taylor Ebbs.....	7
Kennedy Sullivan.....	8
Erin Coffel	9
Victoria Fragoso.....	10
Sloan Gayan	11
Meeko Harrison	12
Margaret Tobias.....	13
Kayla Kowalik	14
Vanessa Nesby	15
Stephanie Schoonover.....	16
Rylea Smith.....	17
Alexia Lacatena	18
Izzy Harrison	19
Erixa Thulen	20
Ella Emmert	21
Newcomers.....	22-24

COACHES

Head Coach Rachel Lawson	25-27
Rachel Lawson vs. All Opponents	28
Associate Head Coach Kristine Himes.....	29
Assistant Molly Johnson	30
Softball Support Staff	31

TOURNAMENTS

2023 Tournament Information.....	31
----------------------------------	----

HISTORY AND RECORDS

2022 Individual Stats	32-33
2022 Game-by-Game Summary	34
UK vs. All Opponents	35
All-Time Results	36-40
All-Time Honors	41-42
Career Records	40-44
Single Season Records	45-50
Game Records	50
Team Records	51
Single Season Records by Class	52
Letterwinners	53
All-time Numbers	54



MEDIA INFORMATION

TO THE MEDIA

The 2023 University of Kentucky softball media supplement is intended to answer any questions you might have about the season. If you need additional information, special stories, pictures or have any questions, please feel free to contact us at the Athletics Communications and PR office.

INTERVIEWS

All interviews with UK softball student-athletes and coaches must be coordinated through the UK media relations office. UK athletes are available before or after practice, while head coach Rachel Lawson and staff are available upon request. Please make all interview requests at least 48 hours before the desired interview time to Chris Shoals at media relations.

UK COMM. & PR INFO

Asst. AD for ACPR.: Tony Neely
Associate Directors.: Evan Crane, Susan Lax, Deb Moore
Assistant Directors: Matt May, Chris Shoals
Asst. Director/Website: Tim Letcher
Director of Strat. Com.: Jake Most
ACPR Assistants.: Greg Welsh, Allyson Warren
Creative Services Director: Lakia Bailey
Team Photographer: Chet White

CONTACT INFORMATION

Softball Contact: Chris Shoals
Office Phone: (859) 257-8437
Cell Phone: (513) 312-2489
FAX: (859) 323-4310
E-Mail: cmsh223@uky.edu



@UKSoftball



UKSoftball



Kentucky Softball

2023 RADIO/TELEVISION CHART




0 • C/UTL
[So.]

Hallie
MITCHELL




1 • OF
[Fr.]

Chelsea
MACK




2 • UTL
[Fr.]

Karissa
HAMILTON



3 • OF
[So.]

Taylor
EBBS




5 • P
[Fr.]

Taylor
HESS



6 • INF
[Jr.]

Victoria
FRAGOSO



8 • P
[GS]

Kennedy
SULLIVAN



10 • OF
[RS-Fr.]

Jenna
BLANTON




11 • OF
[Jr.]

Vanessa
NESSBY




12 • INF
[So.]

Margaret
TOBIAS




17 • P
[Sr.]

Sloan
GAYAN



19 • OF
[Sr.]

Rylea
SMITH




20 • INF
[Jr.]

Erica
THULEN




21 • INF
[So.]

Erin
COFFEL



23 • P
[Jr.]

Stephanie
SCHOONOVER



28 • INF
[So.]

Kyndal
TINNELL



30 • INF
[So.]

Princess
VALENCIA




33 • INF
[Jr.]

Grace
LORSUNG




35 • P
[So.]

Alexia
LACATENA




42 • P
[So.]

Izzy
HARRISON




64 • C
[RS-Fr.]

Ella
EMMERT



77 • INF
[Jr.]

Meeko
HARRISON



88 • INF
[Fr.]

Lauryn
BORZILLERI



99 • C
[GS]

Kayla
KOWALIK



2023 ALPHABETICAL & NUMERICAL ROSTERS

ALPHABETICAL ROSTER

No.	Name	Position	Class	B/T	Hometown (High School/Last College)
10	Jenna Blanton	Outfield	So.	L/R	Chapel Hill, Tenn./Forrest HS
88	Lauryn Borzilleri	Infield	Fr.	R/R	Riverside, Calif./King HS
21	Erin Coffel	Infield	Jr.	R/R	Bremen, Ind./Bremen HS
3	Taylor Ebbs	Outfield	So.	L/R	Keizer, Ore./McNary HS
64	Ella Emmert	C	So.	R/R	Lexington, Ky./Lexington Catholic HS
6	Victoria Fragoso	Infield	Jr.	R/R	La Mirada, Calif./Orange Lutheran HS
17	Sloan Gayan	P/UTL	Sr.	R/R	Ottawa, Ill./Ottawa Township HS
2	Karissa Hamilton	UTL	Fr.	R/R	Flat Rock, Ind./Shelbyville HS
42	Izzy Harrison	P/UTL	So.	R/R	Franklin, Ind./Franklin Community HS
77	Meeko Harrison	Infield	Jr.	L/R	Fontana, Calif./Etiwanda HS
5	Taylor Hess	Pitcher	Fr.	L/L	St. Augusta, Minn./Maple Lake HS
99	Kayla Kowalik	Catcher	GS	L/R	New Braunfels, Texas/St. John Paul II HS
35	Alexia Lacatena	P/UTL	So.	R/R	Stanhope, N.J./Lenape Valley Regional HS
33	Grace Lorsung	Infield	Jr.	R/R	New Palestine, Ind./Indiana
1	Chelsea Mack	Outfield	Fr.	L/R	Brecksville, Ohio/Brecksville HS
00	Hallie Mitchell	C/UTL	So.	L/R	Forsyth, Ill./Maroa-Forsyth HS
11	Vanessa Nesby	Outfield	Jr.	L/R	Corona, Calif./Santiago HS
23	Stephanie Schoonover	P/UTL	Jr.	R/R	Dothan, Ala./Rehobeth HS
19	Rylea Smith	UTL	Sr.	L/R	St. Louis, Mo./Parkway North HS
8	Kennedy Sullivan	P/UTL	5Y	R/R	Georgetown, Ky./Western KY University
28	Kyndal Tinnell	Infield	So.	L/L	Louisville, Ky./Butler HS
20	Erica Thulen	UTL	Jr.	R/R	Erie, Ill./Erie-Prophetstown HS
12	Margaret Tobias	Infield	So.	L/R	Urbandale, Iowa/Dowling Catholic HS
30	Princess Valencia	Infield	Sr.	R/R	Georgetown, Ky./Western Kentucky

NUMERICAL ROSTER

No.	Name	Position	Class	B/T	Hometown (High School/Last College)
00	Hallie Mitchell	C/UTL	So.	L/R	Forsyth, Ill./Maroa-Forsyth HS
1	Chelsea Mack	Outfield	Fr.	L/R	Brecksville, Ohio/Brecksville HS
2	Karissa Hamilton	UTL	Fr.	R/R	Flat Rock, Ind./Shelbyville HS
3	Taylor Ebbs	Outfield	So.	L/R	Keizer, Ore./McNary HS
5	Taylor Hess	Pitcher	Fr.	L/L	St. Augusta, Minn./Maple Lake HS
6	Victoria Fragoso	Infield	Jr.	R/R	La Mirada, Calif./Orange Lutheran HS
8	Kennedy Sullivan	P/UTL	5Y	R/R	Georgetown, Ky./Western KY University
10	Jenna Blanton	Outfield	So.	L/R	Chapel Hill, Tenn./Forrest HS
11	Vanessa Nesby	Outfield	Jr.	L/R	Corona, Calif./Santiago HS
12	Margaret Tobias	Infield	So.	L/R	Urbandale, Iowa/Dowling Catholic HS
17	Sloan Gayan	P/UTL	Sr.	R/R	Ottawa, Ill./Ottawa Township HS
19	Rylea Smith	UTL	Sr.	L/R	St. Louis, Mo./Parkway North HS
20	Erica Thulen	UTL	Jr.	R/R	Erie, Ill./Erie-Prophetstown HS
21	Erin Coffel	Infield	Jr.	R/R	Bremen, Ind./Bremen HS
23	Stephanie Schoonover	P/UTL	Jr.	R/R	Dothan, Ala./Rehobeth HS
28	Kyndal Tinnell	Infield	So.	L/L	Louisville, Ky./Butler HS
30	Princess Valencia	Infield	Sr.	R/R	Georgetown, Ky./Western Kentucky
33	Grace Lorsung	Infield	Jr.	R/R	New Palestine, Ind./Indiana
35	Alexia Lacatena	P/UTL	So.	R/R	Stanhope, N.J./Lenape Valley Regional HS
42	Izzy Harrison	P/UTL	So.	R/R	Franklin, Ind./Franklin Community HS
64	Ella Emmert	C	So.	R/R	Lexington, Ky./Lexington Catholic HS
77	Meeko Harrison	Infield	Jr.	L/R	Fontana, Calif./Etiwanda HS
88	Lauryn Borzilleri	Infield	Fr.	R/R	Riverside, Calif./King HS
99	Kayla Kowalik	Catcher	GS	L/R	New Braunfels, Texas/St. John Paul II HS

COACHING & SUPPORT STAFF

Head Coach: Rachel Lawson (16th season)
Associate Head Coach: Kristine Himes (16th season)
Assistant Coach: Molly Belcher (13th season)
Director of Operations: Brittany Cervantes (Fourth season)
Volunteer Assistant Coach: Grace Baalman (2nd season)

Head Athletic Trainer: Bri Papotto (Ninth season)
Assoc. AD for Admin: Steph Simmons (10th season)
Equipment Manager: Myles Poole (Seventh season)
Sports Information Director: Chris Shoals (Eighth season)



2023 KENTUCKY SOFTBALL QUICK FACTS

GENERAL INFORMATION

Location: Lexington, Kentucky
 Founded: 1865
 Enrollment: 30,000
 Nickname: Wildcats
 Colors: Blue and White
 Conference: Southeastern
 President: Dr. Eli Capilouto
 Athletic Director: Mitch Barnhart

COACHING/SUPPORT STAFF

Head Coach: Rachel Lawson
 Alma mater: UMASS, 1994
 Years at UK: 16th Year
 Record at UK: 532-314, 168-184 SEC
 Career head coaching record: 624-430 (18th Year)

Assistant Coach: Kristine Himes
 Alma mater: Ohio State, 2003
 Years at UK: 16th Year

Assistant Coach: Molly Belcher
 Alma mater: Kentucky, 2010
 Years at UK: 16th Year

Director of Softball Operations: Brittany Cervantes
 Alma mater: Kentucky, 2012
 Years at UK: Fourth Year in Position / Sixth year overall

Head Athletic Trainer: Bri Papotto
 Alma mater: Ohio State, 2013
 Years at UK: 10th Year

TEAM INFORMATION

2022 Record: 37-19
 2022 SEC record: 13-11
 2022 SEC Finish: 4th
 2022 NCAA Finish: NCAA Blacksburg Regional (2-2)
 2022 Final Ranking: 21/21
 Letterwinners: 17 returning, 6 lost
 Starters 6 returning, 3 lost
 Pitchers 5 returning, 1 lost
 Newcomers: 7

NEWCOMERS (7)

Chelsea Mack (OF)..... Forsyth, Ill.
 Karissa Hamilton (C) Flat Rock, Ind.
 Taylor Hess (P) St. Augusta, Minn.
 Laurn Borzilleri (INF)..... Riverside, Calif.
 Grace Lorsung (INF)..... Indiana University
 Kyndal Tinnell (INF)..... Jacksonville State
 Princess Valencia (INF) Western Kentucky

TOP STATISTICAL RETURNERS

Erin Coffel423, 44 R, 69 H, 20 HR, 68 RBI, 20 BB, 1 3B, 11 2B
 Kayla Kowalik420, 57 R, 76 H, 7 HR, 28 RBI, 17 SB, 11 2B
 Rylea Smith..... .313, 26 R, 40 H, 4 2B, 10 RBI, 2 SB
 Taylor Ebbs298, 21 R, 39 H, 10 2B, 10 HR, 30 RBI

STADIUM INFORMATION

Stadium: John Cropp Stadium
 Capacity: 2,117
 Dimensions:..... L-200, C-220, R-200

COMMUNICATIONS & PUBLIC RELATIONS

Contact: Chris Shoals
 Mobile Phone: 513.312.2489
 Email:..... cmsh223@uky.edu





2023 KENTUCKY SOFTBALL SCHEDULE

Date	Opponent	National TV	Site	Time (ET)
Feb. 10 (F)	vs. St. John's \$ [Field #2]		Clearwater, Fla.	11 a.m. ET
Feb. 10 (F)	vs. Louisville \$ [Field #3]		Clearwater, Fla.	1:30 p.m. ET
Feb. 11 (Sa)	vs. Pittsburgh \$ [Field #1]		Clearwater, Fla.	4 p.m. ET
Feb. 11 (Sa)	vs. Southern \$ [Field #1]		Clearwater, Fla.	6:30 p.m. ET
Feb. 12 (Su)	vs. Texas \$ [Field #3]		Clearwater, Fla.	12:30 p.m. ET
Feb. 17 (F)	vs. UT-Arlington %		Denton, Texas	Noon ET
Feb. 17 (F)	vs. McNeese %		Denton, Texas	2:30 p.m. ET
Feb. 18 (Sa)	vs. South Dakota %		Denton, Texas	5 p.m. ET
Feb. 18 (Sa)	at North Texas %		Denton, Texas	8:30 p.m. ET
Feb. 19 (Su)	vs. Sam Houston State %		Denton, Texas	11 a.m. ET
Feb. 21 (Tu)	at Loyola Marymount		Los Angeles, CA	3 p.m. ET
Feb. 23 (Th)	vs. Washington & [Wrigley]		Palm Springs, Calif.	3 p.m. ET
Feb. 23 (Th)	vs. San Diego State & [Fenway]		Palm Springs, Calif.	5:30 p.m. ET
Feb. 24 (F)	vs. UCLA & [Wrigley]		Palm Springs, Calif.	8:30 p.m. ET
Feb. 25 (Sa)	vs. Northwestern & [Fenway]		Palm Springs, Calif.	8:30 p.m. ET
Feb. 25 (Sa)	vs. UC Riverside & [Fenway]		Palm Springs, Calif.	11 p.m. ET
March 3 (F)	at Oklahoma #		Norman, Okla.	6:30 p.m. ET
March 4 (Sa)	vs. UIC #		Norman, Okla.	1:30 p.m. ET
March 4 (Sa)	at Oklahoma #		Norman, Okla.	4 p.m. ET
March 5 (Su)	vs. UIC #		Norman, Okla.	12:30 p.m. ET
March 8 (W)	DAYTON		Lexington, Ky.	5 p.m. ET
March 10 (F)	at Missouri*		Columbia, Mo.	2 p.m. ET
March 11 (Sa)	at Missouri*	[SEC Network]	Columbia, Mo.	2 p.m. ET
March 12 (Su)	at Missouri*	[SEC Network]	Columbia, Mo.	2 p.m. ET
March 14 (Tu)	at St. Louis University		St. Louis, Mo.	5 p.m. ET
March 16 (Th)	LIBERTY		Lexington, Ky.	2 p.m. ET
March 18 (Sa)	DePAUL ~		Lexington, Ky.	3 p.m. ET
March 18 (Sa)	MICHIGAN ~		Lexington, Ky.	5:30 p.m. ET
March 19 (Su)	LONGWOOD ~		Lexington, Ky.	12:30 p.m. ET
March 19 (Su)	MICHIGAN ~		Lexington, Ky.	5:30 p.m. ET
March 24 (F)	TEXAS A&M*		Lexington, Ky.	6:30 p.m. ET
March 25 (Sa)	TEXAS A&M*		Lexington, Ky.	2 p.m. ET
March 26 (Su)	TEXAS A&M*		Lexington, Ky.	1 p.m. ET
March 29 (W)	LOUISVILLE	[ESPNU]	Lexington, Ky.	6:30 p.m. ET
April 1 (Sa)	at Georgia*		Athens, Ga.	6:30 p.m. ET
April 2 (Su)	at Georgia*	[SEC Network]	Athens, Ga.	6 p.m. ET
April 3 (M)	at Georgia*	[SEC Network]	Athens, Ga.	7 p.m. ET
April 7 (F)	at Ole Miss*		Oxford, Miss.	TBA
April 8 (Sa)	at Ole Miss*		Oxford, Miss.	TBA
April 9 (Su)	at Ole Miss*	[ESPN2]	Oxford, Miss.	4 p.m. ET
April 12 (W)	at Bellarmine		Louisville, Ky.	4 p.m. ET
April 14 (F)	TENNESSEE*		Lexington, Ky.	6:30 p.m. ET
April 15 (Sa)	TENNESSEE*	[SEC Network]	Lexington, Ky.	Noon ET
April 16 (Su)	TENNESSEE*	[ESPN2]	Lexington, Ky.	2 p.m. ET
April 18 (T)	at Northern Kentucky		Highland Heights, Ky.	5 p.m. ET
April 21 (F)	ARKANSAS*		Lexington, Ky.	6:30 p.m. ET
April 22 (Sa)	ARKANSAS*	[ESPN2]	Lexington, Ky.	6 p.m. ET
April 23 (Su)	ARKANSAS*		Lexington, Ky.	1 p.m. ET
April 26 (W)	EASTERN KENTUCKY		Lexington, Ky.	6:30 p.m. ET
April 28 (F)	at Mississippi State*		Starkville, Miss.	7 p.m. ET
April 29 (Sa)	at Mississippi State*	[SEC Network]	Starkville, Miss.	5 p.m. ET
April 30 (Su)	at Mississippi State*		Starkville, Miss.	1 p.m. ET
May 5 (F)	FLORIDA*		Lexington, Ky.	6:30 p.m. ET
May 6 (Sa)	FLORIDA*	[ESPNU]	Lexington, Ky.	3 p.m. ET
May 7 (Su)	FLORIDA*	[ESPNU]	Lexington, Ky.	2 p.m. ET
May 9-13 (Tu-Sa)	2023 SEC Softball Tournament	[SEC Network, ESPN]	Fayetteville, Ark.	TBA
May 18-21 (Th-Su)	2023 NCAA Regionals	[ESPN, ESPN2, ESPNU, ESPN+]	Campus Sites	TBA
May 25-28 (Th-Su)	2023 NCAA Super Regionals	[ESPN, ESPN2, ESPNU]	Campus Sites	TBA
June 1-9	2023 Women's College World Series	[ESPN, ESPN2]	Oklahoma City, Okla.	TBA

All times Eastern and subject to change; Home games in bold; * denotes SEC games; \$ denotes 2023 NFCA Lead-Off Classic (Tampa, Fla.); % denotes 2023 North Texas Tournament (Denton, Texas); & denotes 2023 Mary Nutter Collegiate Classic (Palm Springs, Calif.); # denotes 2023 Oklahoma Tournament (Norman, Okla.); ~ denotes John Cropp Classic (Lexington, Ky.)



HALLIE MITCHELL

#00 • L/R • C • SOPHOMORE • FORSYTH, ILL. (MAROA-FORSYTH HS)

2022 (Freshman): Got her first-career start in UK's 3-1 win against Liberty as the catcher for Alexia Lacatena ... Has hits against UC Santa Barbara and LIU this season ... Started behind the plate in UK's midweek against Ohio State ... Caught her first complete game on April 26 in a 14-0 win over NKU

Pre-College:

Travelball Team: Premier Fastpitch
 Bats: Left; Throws: Right
 Top-100 ranked catcher in the country by Extra Innings Softball
 Four-year letterwinner in both softball and basketball
 Holds HS record for triples and home runs in a season and was First Team All-Conference in 2019



CAREER STATS

Year	Avg	GP	GS	AB	R	H	2B	3B	HR	RBI	TB	SLG%	BB	HBP	SO	GDP	OB%	SF	SH	SB	ATT	PO	A	E	FLD%
2022	.286	26	5	7	13	2	0	0	0	1	2	.286	1	0	2	0	.333	1	0	1	2	19	3	0	1.000
TOTAL	.286	26	5	7	13	2	0	0	0	1	2	.286	1	0	2	0	.333	1	0	1	2	19	3	0	1.000



TAYLOR EBBS

#3 • L/R • OF • SOPHOMORE • KEIZER, OREGON (MCNARY HS)

Freshman (2022): Two-run go-ahead double in UK's 7-6 win at #11 Arizona on Feb. 19 ... HR vs. Mississippi State to make a 1-1 game 4-1 on Sunday to decide the series ... Eight multi-RBI games this season ... First-career three-hit game on April 20 at EKU in a 10-7 win, in which she was a triple shy of the cycle ... Seven multi-hit games ... HR vs. Kent State on home-opening weekend ... HR's in back-to-back games of the Hillenbrand Invitational and FAU Strikeout Cancer Classic against UC Santa Barbara and Jacksonville

Pre-College:

Travelball Team: Northwest Bullets
 Bats: Left; Throws: Right
 Extra Innings ranked No. 40 player in the country
 Gatorade Player of the Year – Oregon
 Mountain Valley Conference Player of the Year



CAREER STATS

Year	Avg	GP	GS	AB	R	H	2B	3B	HR	RBI	TB	SLG%	BB	HBP	SO	GDP	OB%	SF	SH	SB	ATT	PO	A	E	FLD%
2022	.298	55	50	131	21	39	10	1	10	30	81	.618	14	0	16	0	.366	0	2	0	0	218	7	11	.953
TOTAL	.298	55	50	131	21	39	10	1	10	30	81	.618	14	0	16	0	.366	0	2	0	0	218	7	11	.953



KENNEDY SULLIVAN

#8 • R/R • INF/C • GRAD STUDENT • GEORGETOWN, KENTUCKY (WKU)

2022 (Senior): Transferred in from Western Kentucky University, where she beat UK in a 2-1 9-inning game in 2021 as the pitcher ... Will be UK's DP in most games this season, but can also play RF ... Was the WP with 3.2 IP against #11 Arizona to pick up the win, and also went 2-for-3 at the plate in the game with a HR and two RBI ... Two-run HR vs. Michigan in UK's 9-2 win over the Wolverines



at Western Kentucky:

The Kentucky Softball program and head coach Rachel Lawson announced the addition of transfer Kennedy Sullivan to the program on July 23. Sullivan comes to UK after three years at Western Kentucky University and has two years of eligibility remaining.

Sullivan is a dual-threat player, going 9-0 in the circle as a pitcher in 2020 with a 2.40 ERA in 70 innings pitched coupled with a .358 batting average, 14 home runs and a team-leading 49 runs batted in. For her great 2021 season, she was named to the National Fastpitch Coaches' Association All-Mideast Region Team.

A native of Scott County, Kentucky, Sullivan was named the 2021 Conference USA Tournament MVP, helping lead the Hilltoppers to an NCAA Tournament berth in May, the school's first since 2013.

"Kennedy is a fierce competitor who will bring versatility to the lineup and our bullpen," Lawson said. "She is a high-character athlete who has a terrific work ethic in the classroom and will be a tremendous asset for our team."

In addition to her stand-out stats on the field, Sullivan also has been stellar in the classroom logging a 4.0 grade point average, making the WKU Dean's List and Conference USA's Commissioner's Honor Roll.

Sullivan was tagged NFCA All— 2022 First Team All-SEC

- 2022 SEC All-Defensive Team (C)
- 2022 CATSPY Award winner for Miss Wildcat
- 2022 Preseason All-SEC
- 2021 NFCA First-Team All-America (C)
- 2021 NFCA First Team All-Region (C)
- Second Team All-SEC (2021)
- 2019 SEC All-Freshman Team
- SEC Freshman of the Week (3/4/19)
- SEC Freshman of the Week (3/19/19)
- 2015, 2016 and 2017 All-District (TX)
- 2015, 2016 and 2017 District Champions (HS)

2022 (Senior): All-SEC ... All-Region ... Broke the UK record for most career runs scored with 174 in the game vs. LIU on Feb. 25 ... Had a 21-game hit streak snapped vs. Ohio State on March 29. It is the second-longest in program history behind her 2021 23-game hit streak ... 21 multi-hit games this season, including five games of 3+ hits ... 5-straight multi-hit games ... 13 multi-run scoring game ... Led all power five hitters in 2021 with a .495 average ... Been UK's lead-off hitter in every game this year but one

KENTUCKY CAREER STATS

Year	ERA	W	L	App	GS	CG	SHO	CBO	SV	IP	H	R	ER	BB	SO	2B	3B	HR	BF	B/Avg	WP	HBP	BK	SFA	SHA
2022	6.15	2	1	15	2	0	0	0	0	27.1	31	30	24	11	18	5	0	10	127	.284	1	3	0	2	2
TOTAL	6.15	2	1	15	2	0	0	0	0	27.1	31	30	24	11	18	5	0	10	127	.284	1	3	0	2	2
Year	Avg	GP	GS	AB	R	H	2B	3B	HR	RBI	TB	SLG%	BB	HBP	SO	GDP	OB%	SF	SH	SB	ATT	PO	A	E	FLD%
2022	.261	41	24	69	11	18	5	0	4	17	35	.507	8	0	16	1	.333	1	1	0	0	2	2	0	1.000
TOTAL	.261	41	24	69	11	18	5	0	4	17	35	.507	8	0	16	1	.333	1	1	0	0	2	2	0	1.000



JENNA BLANTON

#10 • L/R • OF • RS-SOPHOMORE • CHAPEL HILL, TENNESSEE (FORREST HS)

2022 (Freshman): Medically redshirted the year recovering from shoulder surgery

Pre-College:

Travelball Team: Fury Platinum 18u- Higdon

Bats: Left; Throws: Right

Two-time member of the All-District Team

Team Most Valuable Player for Defense

Member of the Beta Club



CAREER STATS

Year	Avg	GP	GS	AB	R	H	2B	3B	HR	RBI	TB	SLG%	BB	HBP	SO	GDP	OB%	SF	SH	SB	ATT	PO	A	E	FLD%
2022	MEDICAL REDSHIRT YEAR - DID NOT PLAY																								
2023																									



ERIN COFFEL

#21 • R/R • INF • JUNIOR • BREMEN, INDIANA (BREMEN HS)

Sophomore: 2022 (Sophomore): Second Team NFCA All-America ... First Team All-SEC ... NFCA National Player of the Week and SEC Co-Player of the Week (4/19/22) ... UK's leading hitter in the SEC ... Tied personal and school highs with two HR's and six RBI in UK's win over Jacksonville ... Scored a run in 18 of the last 26 games ... HR in the top of the 8th with a 3-run shot to win the game for Kentucky at #20 LSU, securing a 2-0 lead in the series ... Hit .700 in the Arkansas series with three HR's and five RBI ... UK's leader in RBI for the season ... 4 games of 4+ RBI

Pre-College: Ranked as the No. 7 player nationally by FLOsoftball, one of the highest-ranked recruits ever to sign with Kentucky ... Indiana Gatorade Player of the Year for 2019 and 2020 ... First Team All-State her sophomore and junior years of high school, hitting .593 and .621 in those two seasons ... NIC Conference MVP her sophomore and junior seasons ... Helped lead her team to a 2018 Indiana Class 2A Softball State Runner-up finish and in 2019 to a Indiana Class 2A Softball State Championship

Freshman (2020): NFCA All-Region ... Second Team All-SEC, SEC All-Freshman Team ... D1Softball National Freshman of the Week (2/15) ... SEC Freshman of the Week (2/21) ... SEC Freshman of the Week (5/4) ... Has 16 home runs this year, a new freshman UK record. ... Tied the school record with two HR's and six RBI in a single game vs. New Mexico State at THE Spring Games on Feb. 26. Then did the exact same thing, tying the school single-game HR record and RBI record on April 3 vs. Tennessee. ... 11 multi-run games this season, and 14 multi-hit games ... 25 extra-base hits ... Five of the first six games this season were multi-hit games for Coffel this year



CAREER STATS

Year	Avg	GP	GS	AB	R	H	2B	3B	HR	RBI	TB	SLG%	BB	HBP	SO	GDP	OB%	SF	SH	SB	ATT	PO	A	E	FLD%
2021	.337	59	59	178	47	60	8	1	16	56	118	.663	24	15	31	1	.450	3	3	4	6	74	131	17	.923
2022	.423	56	53	163	44	69	11	1	20	68	142	.871	20	3	17	0	.482	5	0	6	9	78	106	12	.939
TOTAL	.378	115	112	341	91	129	19	2	36	124	260	.762	44	18	48	1	.465	8	3	10	15	152	237	29	.931



VICTORIA FRAGOSO

#6 • R/R • INF • JUNIOR • LA MIRADA, CALIFORNIA (ORANGE LUTHERAN)

Sophomore (2022): Hit her first-career home run against UC Santa Barbara on Feb. 18 at the Hillenbrand Invitational

Freshman (2021): Logged her first-career RBI vs. Stetson on Feb. 28 ... Has hits in three of her seven career at bats

Pre-College: Hit .300 in her junior year with a .352 slugging percentage and was First Team All-League ... Helped lead her HS team to a No. 1 ranking in the country in 2018 and the Bullhead City Tournament City championship ... Trinity League champion in 2017 and 2019 ... Her travelball team Won Berth for PGF premiere 2017,2018, and 2019 ... Travelball team additionally was runner's-up at The Champions Cup 16U division as 14U team (Robert Young Firecrackers 14U)



CAREER STATS

Year	Avg	GP	GS	AB	R	H	2B	3B	HR	RBI	TB	SLG%	BB	HBP	SO	GDP	OB%	SF	SH	SB	ATT	PO	A	E	FLD%
2021	.429	10	0	7	0	3	0	0	0	1	3	.429	0	1	2	0	.500	0	0	0	0	2	3	1	.833
2022	.286	16	1	14	2	4	0	0	1	5	7	.500	0	0	3	0	.286	0	1	0	0	2	0	0	1.000
TOTAL	.333	26	1	21	2	7	0	0	1	6	10	.476	0	1	5	0	.364	0	1	0	0	4	3	1	.875



SLOAN GAYAN

#17 • R/R • RHP • SENIOR • OTTAWA, ILL. (OTTAWA TOWNSHIP HS)

2022 (Junior): Is 4-3 on the season in the circle with six starts ... Pitched 5.0 innings, allowing just one run against Alabama in a 9-4 win over the Tide in Tuscaloosa ... It was her first-career SEC win ... Pitched first-career complete game in UK's 10-2 win over Valpo ... Wins include Long Beach State, Jacksonville, Valpo and Alabama ... Her four wins in 2022 are already a new career high for wins in a season

2021 (Sophomore): Dropped hitting to focus on being a pitcher in 2021, as she used to do both ... Picked up the win in the circle vs. NC Central on Feb. 21, allowing 0 runs on one hit in three innings of work ... Struck out four vs. the NC Central Eagles, a new career high

2020 (Freshman): Got the win in her first-career start in the circle against Detroit Mercy on Feb. 16 at the Littlewood Classic in Tempe, Ariz. ... Pitched well in relief as Kentucky fell to Georgia Tech in game two of the Samford Tournament ... Also pitched vs. Detroit in The Spring Games, closing out a 22-0 win with two complete innings in the circle ... Played a huge role in the circle during UK's comeback win vs. Marshall, throwing 1.1 scoreless middle innings to keep the Herd at bay.

Pre-College: Northern Illinois Big 12 All-Conference in 2016, 2017 and 2018 ... Northern Illinois Big 12 Co-MVP in 2018 ... IHSA first team 3A All-State in 2017 and 2018 seasons ... Junior year she went 20-5 in the circle with a 1.24 ERA and three saves. Offensively, she hit .479 with 46 RBI, 10 doubles, three triples and six home runs. ... Varsity basketball player for three years, and was Big 12 All-Conference in 2017-18. ... 3.97 GPA, National Honor's Society member, ranked in the top 40 in her class of 330+.



CAREER STATS

Year	ERA	W	L	App	GS	CG	SHO	CBO	SV	IP	H	R	ER	BB	SO	2B	3B	HR	BF	B/Avg	WP	HBP	BK	SFA	SHA
2020	4.06	1	0	4	1	0	0	1	0	10.1	8	6	6	4	10	0	0	3	44	.205	2	1	0	0	0
2021	4.54	1	0	6	2	0	0	1	0	12.1	13	10	8	6	8	2	0	3	57	.260	2	1	0	0	0
2022	2.90	4	3	17	6	1	0	1	0	41.0	46	23	17	18	12	9	0	4	194	.280	7	6	0	1	5
TOTAL	3.41	6	3	27	9	1	0	3	0	63.2	67	39	31	28	30	11	0	10	295	.265	11	8	0	1	5



MEEKO HARRISON

#77 • R/R • INF • JUNIOR • FONATNA, CALIFORNIA (ETIWANDA HS)

2022 (Sophomore): Game-winning two-RBI single with 2 outs in the top of the seventh inning to secure series sweep at #20 LSU ... HR vs. Mississippi State on Sunday to make it 9-1 Wildcats in the fourth inning ... Career-high 4 RBI in 14-0 win over NKU on April 26 ... Two separate RBI hits against Ole Miss ... Hit her second-career HR against UC Santa Barbara at the Hillenbrand Invitational ... Recorded a hit off of Jordy Bahl in UK's game vs. Oklahoma ... Defensively, will play 1B

2021 (Freshman): Walked vs. Stetson for her first time reaching base as a Wildcat at THE Spring Games ... Hit her first-career HR on national TV vs. Morehead State in her third-career at bat on March 31.

Pre-College: Has hit .495 and .490 in her last two years of high school softball ... Received the team MVP award in 2019 ... First Team All-League in 2018 and 2019 ... Travelball team was third in the Boulder IDT Tournament this past year in 2019 ... Has lettered in softball four years at Etiwanda High School to being All-State, Super All-State



CAREER STATS

Year	Avg	GP	GS	AB	R	H	2B	3B	HR	RBI	TB	SLG%	BB	HBP	SO	GDP	OB%	SF	SH	SB	ATT	PO	A	E	FLD%
2021	.200	6	0	5	1	1	0	0	1	2	4	.800	1	0	3	0	.333	0	0	0	0	2	0	0	1.000
2022	.277	40	16	65	8	18	2	0	3	18	29	.446	7	2	12	0	.365	0	0	0	0	109	3	0	1.000
TOTAL	.271	46	16	70	9	19	2	0	4	20	33	.471	8	2	15	0	.363	0	0	0	0	111	3	0	1.000




MARGARET TOBIAS

#12 • L/R • INF • SOPHOMORE • URBANDALE, IOWA (DOWLING CATHOLIC HS)

2022 (Freshman): Slapper ... Has 11 base hits this season, all singles
 ... Will be used off the bench as a pinch runner often ... Back-up SS to Erin Coffel when not playing 3B and also plays 2B ... Started at SS in the Bluegrass Classic

Pre-College:

Travelball Team: Iowa Premier Fastpitch
 Bats: Left; Throws: Right
 Ranked as the No. 41 player in the country by Extra Innings Softball
 2019 PGF Premier All Tournament Team
 2018 USSSA National Championships Tournament MVP



CAREER STATS

Year	Avg	GP	GS	AB	R	H	2B	3B	HR	RBI	TB	SLG%	BB	HBP	SO	GDP	OB%	SF	SH	SB	ATT	PO	A	E	FLD%
2022	.239	40	13	46	13	11	0	0	0	1	11	.239	1	0	8	0	.255	0	0	1	3	20	27	3	.940
TOTAL	.239	40	13	46	13	11	0	0	0	1	11	.239	1	0	8	0	.255	0	0	1	3	20	27	3	.940



KAYLA KOWALIK

#99 • L/R • UTL • GRAD STUDENT • NEW BRAUNFELS, TEXAS (JOHN PAUL II HS)

- 2022 First Team All-SEC
- 2022 SEC All-Defensive Team (C)
- 2022 CATSPY Award winner for Miss Wildcat
- 2022 Preseason All-SEC
- 2021 NFCA First-Team All-America (C)
- 2021 NFCA First Team All-Region (C)
- Second Team All-SEC (2021)
- 2019 SEC All-Freshman Team
- SEC Freshman of the Week (3/4/19)
- SEC Freshman of the Week (3/19/19)
- 2015, 2016 and 2017 All-District (TX)
- 2015, 2016 and 2017 District Champions (HS)

2022 (Senior): All-SEC ... All-Region ... Broke the UK record for most career runs scored with 174 in the game vs. LIU on Feb. 25 ... Had a 21-game hit streak snapped vs. Ohio State on March 29. It is the second-longest in program history behind her 2021 23-game hit streak ... 21 multi-hit games this season, including five games of 3+ hits ... 5-straight multi-hit games ... 13 multi-run scoring game ... Led all power five hitters in 2021 with a .495 average ... Been UK's lead-off hitter in every game this year but one

2021 (Junior): NFCA First-Team All-American ... Second Team All-SEC ... Led the NCAA power five and SEC in batting average ... Per D1Softball's Graham Hays: Only nine Power 5 players won the batting title in past 40 seasons. List includes Kaitlin Cochran, Lisa Fernandez, Jessica Mendoza, Stacey Nuvean. ... Set the UK single-game record with five runs scored vs. NC Central on Feb. 20 ... This season, has set school records for consecutive games with a hit (26) runs scored in a season (79) and hits (100) ... 33 multi-hit games, including 3+ hits in April in 10 of UK's 15 April games. At one point, had nine-straight multi-hit games vs. SEC teams ... Reached base safely in 39-straight games, breaking the UK school record (31, Abbey Cheek, 2019) vs. Georgia ... Sister, Gabbie, plays for St. Louis University, and was the NFCA D1 Player of the Week on March 17, 2021. ... Scored a run in all but nine games this season and 34 games out of the last 37. ... UK's lead-off hitter for all 59 games
* Team captain

2020 (Sophomore): Leads the NCAA in triples with eight, as she had five triples alone at The Spring Games tournament ... Her eight triples breaks the UK single-season record set by Tiffany Kruse back in 2000 (7)

... Had a hit in all four games on opening weekend, including a two-RBI single vs. Minnesota to break open the game ... Scored a run in three of the four games at the NFCA Lead-Off Classic ... Has been UK's lead-off batter the last 23 games.

2019 (Freshman): SEC All-Freshman Team ... Set the record for OBP of a freshman at UK ... SEC Freshman of the Week (3/4/19) ... SEC Freshman of the Week (3/19/19) ... Had a 27-game reached-base streak, the most since Brittany Cervantes in 2011, snapped vs. LSU ... Was UK's breakout freshman on opening weekend, hitting .500 to lead all Wildcats ... Hit .556 to lead all UK players vs. Auburn with five hits in nine official at bats and three RBI ... Hit .500 vs. Mississippi State on the weekend, including the game-tying triple in the bottom of the sixth to complete UK's 6-run comeback in a 9-8 win to clinch the series ... A speedy catcher who can both slap and hit – and did both for base hits ... Had three hits vs. Sam Houston State and also RBI at Houston and vs. Oklahoma State in the seventh inning ... Moved up to lead-off after UK's sixth game of the season, and went 3-for-3 vs. Hofstra in her first game in that role ... Led all UK players by hitting .700 at the Coach B Classic ... Against Murray State alone, she set a new career high with three runs scored, four hits, two extra base hits and four runs batted in during Kentucky's 14-4 win over Murray State ... Team-high and career-high 10-game hitting streak was snapped vs. MSU on March 15 ... Stole a base in each game vs. LSU and also scored the game-winning run on an RBI single up the middle in the fifth inning.

Pre-College: Dual-sport athlete, having shined in both softball and volleyball – where she has been named All-State in both sports. She also lettered in track and field and was a state finalist in the 4x400m relay back in 2015. Last season, she hit .524 with a .618 OBP, 28 RBI and 34 stolen bases for St. John Paul II Catholic HS where she helped lead them to a District championship. Has been a part of the 2015, 16 and 17 District champion team in softball, State champions in 2015 and 2016, State runner's-up in 2017 and volleyball State finalists in 2016. Was first team All-District in 2015, 16 and 17; First Team All-State in 2015, 16 and 17 – as well as State All-Tournament Team for three years. Plays catcher, outfield and first base



CAREER STATS

Year	Avg	GP	GS	AB	R	H	2B	3B	HR	RBI	TB	SLG%	BB	HBP	SO	GDP	OB%	SF	SH	SB	ATT	PO	A	E	FLD%
2019	.357	60	59	185	49	66	8	5	0	25	84	.454	29	3	22	0	.452	0	2	14	17	102	7	2	.982
2020	.373	24	24	83	31	31	4	8	0	13	51	.614	11	2	10	0	.458	0	2	11	11	103	3	2	.981
2021	.495	59	59	202	77	100	11	6	12	37	159	.787	27	1	18	0	.554	1	2	23	27	257	13	2	.993
2022	.420	56	56	181	57	76	11	2	7	28	112	.619	29	0	20	0	.498	1	1	17	18	244	28	2	.993
TOTAL	.419	199	198	651	214	273	34	21	19	103	406	.624	96	6	70	0	.497	2	7	65	73	706	51	8	.990



VANESSA NESBY

#11 • L/R • OF • JUNIOR • MADISONVILLE, KY. (MADISONVILLE HS)

2022 (Sophomore): UK's top pinch runner off the bench ... Hit over .600 in the NCAA Blacksburg Regional with a career-best weekend at the plate, extending UK's season ... Career high's in at bats, hits, runs scored and stolen bases in Sunday win vs. Mississippi State on May 1, 2022 ... Has started games in CF ... Speedy slapper ... One of the best outfielders on the team and will be used in specialty defensive situations

Pre-College: Has led her high school team to three CIF appearances First Team All-League in the 2018 and 2019 seasons ... Lettered four years at Santiago High School in Corona, Calif. ... Helped lead her team to a 2018 and 2019 Las Vegas Premier PGF berth ... Participated in the 2017 Georgie Premier PGF Tournament

(2021) Freshman: One of UK's top pinch runners off the bench ... Speedy slapper ... Scored a run in 13 on her 33 appearances ... Had an RBI triple to left center vs. Morehead State, her second-career extra-base hit.



CAREER STATS

Year	Avg	GP	GS	AB	R	H	2B	3B	HR	RBI	TB	SLG%	BB	HBP	SO	GDP	OB%	SF	SH	SB	ATT	PO	A	E	FLD%
2021	.286	35	0	7	14	2	1	1	0	1	5	.714	0	0	2	0	.286	0	0	2	2	4	0	2	.667
2022	.556	44	10	27	17	15	0	0	0	1	15	.556	3	0	3	0	.600	0	0	4	4	26	0	0	1.000
TOTAL	.500	79	10	34	31	17	1	1	0	2	20	.588	3	0	5	0	.541	0	0	6	6	30	0	2	.938



STEPHANIE SCHOONOVER

#23 • R/R • P • JUNIOR • DOTHAN, ALABAMA (REHOBETH HS)

Sophomore (2022): Two no-hitters this season; vs. UC Santa Barbara and at Louisville ... First pitcher at UK with multiple no-hitters in the same season since Kelsey Nunley in 2015 ... First start was a complete-game shutout against Michigan State, where she walked one and struck out six ... Was the starting pitcher in UK's win over Arizona in Tucson

Freshman (2021): Three of her four outings in the circle have been 2.0 innings ... Struck out a career-high 2 batters vs. UNCG on Feb. 18

Pre-College: Has finished in the top four of the Alabama State Championships all four years, helping to lead her team to a runner-up finish in 2016 and 2019 ... Pitched over 170 innings this past season with 296 strikeouts, a 1.30 ERA ... Offensively this year, she hit .370 with an on-base percentage of .436, 15 home runs and 56 RBI ... 2019 5A Pitcher of the Year in the state of Alabama ... Last season, she accumulated All-Area honors in addition to being All-State, Super All-State



CAREER STATS

Year	ERA	W	L	App	GS	CG	SHO	CBO	SV	IP	H	R	ER	BB	SO	2B	3B	HR	BF	B/Avg	WP	HBP	BK	SFA	SHA
2022	5.15	7	5	23	17	4	3	0	0	69.1	63	56	51	51	68	18	0	6	329	.242	3	13	0	2	3
TOTAL	5.15	7	5	23	17	4	3	0	0	69.1	63	56	51	51	68	18	0	6	329	.242	3	13	0	2	3



RYLEA SMITH


#19 • L/R • OF • SENIOR • ST. LOUIS, MO. (PARKWAY NORTH HS)

2022 (Junior): Career-high 4 hits vs. Auburn in 4-for-4 game on March 25 ... Hit .455 (5-11) in the LSU series with two runs scored and two RBI ... SEC All-Newcomer Team (2021) ... SEC Newcomer of the Week (3/30/21) ... 2-hit day at Alabama, where she scored two runs in UK's 9-4 win over the Tide.

2021 (Sophomore): SEC All-Newcomer Team (2021) ... SEC Newcomer of the Week (3/30/21) ... 10 multi-hit games this season, including three three-hit games ... Game-winning hit vs. Northwestern to score two runs ... Game-tying HR in the bottom of the seventh vs. #3 Alabama to complete the four-run comeback. She then won the game with a bases-loaded infield single in the bottom of the eighth to clinch the series in her next at bat ... SC Top-10 catch vs. Florida in B7th to save game, and then won the game in T9th on RBI single into LF ... Known for her triple-threat ability. Very fast, can slap, can hit for average, and launched her first-career HR on opening weekend vs. Samford ... Struck out vs. Pitt on March 4 for the first time in 51-straight AB's dating back to 2020

2020 (Freshman): Scored 2+ runs in nine games this season ... Tied the program record with four runs in a game on two different occasions this season ... Walk-off RBI single in win over Texas State ... Had six hits on opening weekend at the NFCA Lead-Off Classic, including an RBI in three of the four games and two stolen bases ... Reached base safely in 18-straight games until 3/1/20 vs. Dartmouth, only failing to reach base in UK's opening day contest - In that span, she had a 16-game hitting streak, and eight of those 16 games were multi-hit games ... Has scored 2+ runs in eight games this season.

Pre-College: Conference Player of the Year for her high school ... First team All-District, first team All-Region, second team All-State ... Led her high school to a state championship in 2018 with a .526 batting average. She hit .500 and above in all four years. ... Was also a track athlete in high school, winning All-State honors ... Plans on majoring in International Studies or Modern and Classical Languages, Literature and Culture



CAREER STATS

Year	Avg	GP	GS	AB	R	H	2B	3B	HR	RBI	TB	SLG%	BB	HBP	SO	GDP	OB%	SF	SH	SB	ATT	PO	A	E	FLD%
2020	.420	24	24	88	29	37	6	1	0	30	45	.511	2	0	12	1	.424	2	0	7	8	12	0	4	.750
2021	.308	52	45	133	35	41	5	0	3	17	55	.414	12	0	21	0	.366	0	0	1	2	29	1	1	.968
2022	.310	52	47	129	26	40	4	0	0	10	44	.341	8	0	16	0	.348	1	5	2	5	34	1	1	.972
TOTAL	.337	128	116	350	90	118	15	1	3	57	144	.411	22	0	49	1	.373	3	5	10	15	75	2	6	.928



ALEXIA LACATENA

#35 • R/R • P/INF • SOPHOMORE • STANHOPE, N.J. (LENAPE VALLEY HS)

2022 (Freshman): Appeared in 21 games, with a 3.29 ERA ... Only allowed 26 earned runs in those 20 games this season ... 7-3 record in the circle with wins over LMU, UC Santa Barbara, Columbia, Drake, Ohio and Auburn ... Hit a walk-off double in the bottom of the eighth inning against LMU to score the game-winning run at the Hillenbrand Invitational

Pitched for Team Italy in the 2020 Tokyo Olympic games

Pre-College:

Travelball Team: Newtown Rock Gold
 Bats: Right; Throws: Right
 Extra Innings ranked No. 37 player in the country
 Member of the Italian National Team
 2018 and 2019 First Team All Group 2 All-State



CAREER STATS

Year	Avg	GP	GS	AB	R	H	2B	3B	HR	RBI	TB	SLG%	BB	HBP	SO	GDP	OB%	SF	SH	SB	ATT	PO	A	E	FLD%
2022	.385	21	12	13	3	5	1	1	0	5	8	.615	0	1	2	0	.429	0	0	1	1	4	8	3	.800
TOTAL	.385	21	12	13	3	5	1	1	0	5	8	.615	0	1	2	0	.429	0	0	1	1	4	8	3	.800
Year	ERA	W	L	App	GS	CG	SHO	CBO	SV	IP	H	R	ER	BB	SO	2B	3B	HR	BF	B/Avg	WP	HBP	BK	SFA	SHA
2022	3.22	8	4	24	9	2	1	1	1	63.0	71	32	29	14	41	18	2	10	280	.277	2	5	0	3	2
TOTAL	3.22	8	4	24	9	2	1	1	1	63.0	71	32	29	14	41	18	2	10	280	.277	2	5	0	3	2



IZZY HARRISON

#42 • R/R • P • SOPHOMORE • FRANKLIN, INDIANA (FRANKLIN COMMUNITY HS)

2022 (Freshman): One of UK's hardest throwers ... Recorded a career-high three K's vs. LIU in relief ... First SEC win vs. South Carolina on May 8 ... Started her first-career game vs. Kent St and completed the game with only one run allowed ... Started UK's 9-4 win over Alabama on March 20, going 2.0 innings.

Pre-College:

Travelball Team: Beverly Bandits
 Bats: Right; Throws: Right
 Extra Innings ranked No. 36 player in the country
 Team captain, MVP, All-Conference and All-County
 First Team All-American



CAREER STATS

Year	Avg	GP	GS	AB	R	H	2B	3B	HR	RBI	TB	SLG%	BB	HBP	SO	GDP	OB%	SF	SH	SB	ATT	PO	A	E	FLD%
2022	.000	4	2	1	0	0	0	0	0	0	0	.000	0	0	0	0	.000	0	0	0	0	1	0	1	.500
TOTAL	.000	4	2	1	0	0	0	0	0	0	0	.000	0	0	0	0	.000	0	0	0	0	1	0	1	.500
Year	ERA	W	L	App	GS	CG	SHO	CBO	SV	IP	H	R	ER	BB	SO	2B	3B	HR	BF	B/Avg	WP	HBP	BK	SFA	SHA
2022	3.85	2	0	13	4	1	0	0	0	23.2	23	18	13	18	24	5	0	4	116	.240	1	1	0	1	0
TOTAL	3.85	2	0	13	4	1	0	0	0	23.2	23	18	13	18	24	5	0	4	116	.240	1	1	0	1	0



ERICA THULEN

#20 • R/R • INF • JUNIOR • ERIE, ILL. (ERIE-PROPHETSTOWN HS)

2022 (Sophomore): One of UK's top pinch runners ... First-career hit was an extra-base hit on Feb. 24 vs. Jacksonville, on a double ... Scored 10 runs on two hits this season

2021 (Freshman): Scored 11 runs this season, all in a pinch-running scenario ... Two walks vs. NC Central ... Logged an RBI vs. NC Central on Feb. 20 for her first-career run driven in



CAREER STATS

Year	Avg	GP	GS	AB	R	H	2B	3B	HR	RBI	TB	SLG%	BB	HBP	SO	GDP	OB%	SF	SH	SB	ATT	PO	A	E	FLD%
2021	.000	24	0	2	11	0	0	0	0	1	0	.000	2	0	1	0	.500	0	0	3	3	0	0	0	.000
2022	.667	21	0	3	10	2	1	0	0	0	3	1.000	0	0	1	0	.667	0	0	0	0	0	0	0	.000
TOTAL	.400	45	0	5	21	2	1	0	0	1	3	.600	2	0	2	0	.571	0	0	3	3	0	0	0	.000



ELLA EMMERT

#64 • R/R • C • SOPHOMORE • LEXINGTON, KY. (LEXINGTON CATHOLIC HS)

2022 (Freshman): Redshirted the 2022 season.




CAREER STATS

Year	Avg	GP	GS	AB	R	H	2B	3B	HR	RBI	TB	SLG%	BB	HBP	SO	GDP	OB%	SF	SH	SB	ATT	PO	A	E	FLD%
2021	.000	24	0	2	11	0	0	0	0	1	0	.000	2	0	1	0	.500	0	0	3	3	0	0	0	.000
2022	.667	21	0	3	10	2	1	0	0	0	3	1.000	0	0	1	0	.667	0	0	0	0	0	0	0	.000
TOTAL	.400	45	0	5	21	2	1	0	0	1	3	.600	2	0	2	0	.571	0	0	3	3	0	0	0	.000



#1 Chelsea Mack
OF // Brecksville, Ohio

- Bats: L/Throws: R
- Travel ball team: Beverly Bandits 18U Premier
- Led the state of Ohio with 73 stolen bases in 2021, the second-most ever recorded in a single-season in Ohio softball history. She also hit .570 with 61 hits and 46 runs scored on the season in her junior year
- With the Bandits, she had a .462 batting average to the tune of 54 hits, 36 stolen bases and 36 runs scored
- NFCA High School All-American, PGF High School All-American in 2021, Extra Innings High School All-American, two-time member of the all-state team in Ohio, NFCA All-Region twice, 2021 county player of the year and 2021 league MVP.
- No. 19 overall player in class of 2022 by Extra Innings Softball, including the No. 7 OF.



#2 Karissa Hamilton
UTL // Flat Rock, Ind.

- Bats: R/Throws: R
- Travel ball team: Indiana Magic Gold
- Ranked as the No. 22 overall player by Extra Innings Softball and the No. 7 catcher in the nation
- Last season, hit .604 with 22 HR's, 55 RBI, 11 doubles and two triples en route to a single-season record tying season with her 22 HR's. She was also named first team all-state and all-conference as well as a first-team all-American.
- Also a swimmer where she was a 2021 state qualifier in the 50m freestyle and 200m freestyle relay and a member of the National Honor's Society



NEWCOMERS



#5 Taylor Hess
P // St. Augusta, Minn.

- Bats: L/Throws: L
- Travel ball team: Fury Platinum Polk
- 2019 PGF National Champion and 2021 Top-20 finisher in Alliance
- 2019 and 2021 first team all-state, first team all-conference and all-section for Maple Lake High School
- Gatorade Player of the Year nominee in Minnesota in addition to being three-time conference champions, a 2021 state participant, and a two-time section champion
- In her junior year, she had a 0.61 ERA with five no-hitters, 18 shutouts, three perfect games, 249 strikeouts and a .449 batting average at the plate.



#28 Kyndal Tinnell
INF // Louisville, Ky.

- 2021 (Freshman): Hit .095 at Jacksonville State with six starts in 16 appearances ... One run scored and two hits ... Walked once and had a .240 OBP
- Played for head coaches Brittany Braun and Rick and Sarah Dotson at Butler Traditional High School in Louisville, Ky...a three-time all-state selection, grabbing first-team honors in 2021, second-team in 2019 and honorable mention honors in 2018...a three-time all-district and all-region pick, as well...as a senior, hit .536 with 70 RBI to lead the Bears to a 34-4 record at the Kentucky State Championship...was named MVP of the 2021 State Tournament after going 11-for-14 in the tourney with a grand slam in the championship game...named to the All-Region Tournament Team in 2018 and 2019 and selected to the East/West All-Star Game as a senior...lost her junior season to COVID...was the Valedictorian of her class.



NEWCOMERS



#30 Princess Valencia
INF // Georgetown, Ky.

- WKU Dean's List (Fall 2019)
- WKU Dean's List (Spring 2020)
- Conference USA Commissioner's Honor Roll (2019-20)
- Conference USA Commissioner's Honor Roll (2020-21)
- As a Junior (2021): Conference USA All-Tournament Team...Played in 25 games for WKU while starting 9 of them...Saw time between catcher, third base, designated player, pinch hitter and pinch runner...Batted a .306 with 11 hits and 7 runs scored on the season...Drove in 4 runners while hitting one double on the season for a .333 slugging percentage...Had a .381 on-base percentage along with a stolen base...Drew five walks and delivered a sac fly...Tallied five putouts while playing in the field.



#33 Grace Lorsung
INF // New Palestine, Ind.

- Transferring in from Indiana
- SOPHOMORE (2022) Academic All-Big Ten ... Played in 45 games and started in 34 games for the 2022 season...six runs scored, 16 hits, four doubles, one home run and seven RBI for the season...walked eight times and hit by pitch six times...went 2-for-2 in the Hoosiers win over Ohio State on March 25...two hits and three RBI in the Hoosiers win over Florida Atlantic on Feb. 11.
- FRESHMAN YEAR (2021) All-Big Ten First Team ... All-Freshman Team ... 36 starts on the season... hit .274 with 29 hits, three doubles, three home runs and 20 RBI...seven multi-hit games...three hits against Michigan State on May 2... In the Hoosiers series against Michigan State, Lorsung hit .400 with four hits and had a .500 on base percentage...home run against Purdue on April 9.



NEWCOMERS

#88 Lauryn Borzilleri
INF // Riverside, Calif.



- Infield
- Bats: R/Throws: R
- Travel ball team: Athletics Mercado
- Ranked as the No. 15 player in the class of 2022 by Extra Innings Softball
- 2021 Alliance Champion, 2020 Top Club national champion
- Hit .625 at Top Org Nationals, leading the team in runs batted in



RACHEL LAWSON

HEAD COACH - 16TH SEASON - ALL-TIME WINNINGEST HEAD COACH AT UK

When Rachel Lawson was named head coach of the University of Kentucky softball team in July 2007 she saw a program poised for success. She knew athletics director Mitch Barnhart and the rest of UK's administration would give her unwavering support, and most importantly she knew the Big Blue Nation would provide the home-field advantage necessary for her team to compete in the Southeastern Conference.

Entering her 16th season as UK's head coach in 2023, Lawson's vision for the UK softball program has become a realization. The winningest head coach in program history has not only lead UK to its first-ever appearance in the Women's College World Series, eight NCAA Super Regionals the last 11 seasons, including a program-best 50 wins in 2014, but UK's administration come through on their promise and commitment to softball by providing Lawson with one of the nation's greatest collegiate softball facilities in the \$9.5 million John Cropp Stadium.

She became the first coach in program history to eclipse 400 wins at Kentucky against Utah on Feb. 15 in a 13-2 win over Utah at the inaugural ESPN St. Pete/Clearwater Elite Invitational Presented by Wilson.

In 2014, Lawson guided Kentucky to the Women's College World Series behind 50 wins. The Wildcats also set single-season records in at-bats, runs scored, doubles, home runs, RBI, total bases, walks, fielding percentage, putouts, lowest ERA and strikeouts. UK, which advanced to the program's first SEC Tournament Championship, started the season with a program-best 12 straight wins.

Seven of the last nine full seasons, Lawson has led the Wildcats to a national seed in the NCAA Tournament. The school's first-ever national seed was in 2013 – and UK hosted an NCAA Regional for the first time ever. Kentucky, which has made the NCAA Tournament each of the last 13 seasons, is one of just 16 schools nationally to claim that honor.

In 2019, Kentucky had one of its best offensive seasons ever – setting the school record for runs scored, batting average, on-base percentage, slugging and trying the program best with 71 home runs. Abbey Cheek was named the 2019 SEC Player of the Year, becoming the first player under Lawson to win a conference Player of the Year honor. Additionally, UK made its third-straight NCAA Super Regional and swept its way through the Lexington Regional for a third-straight season.


She guided the Wildcats to a run-rule sweep of the 2018 NCAA Lexington Regional, as the Wildcats became just the third team in NCAA history to run rule all three games of a regional. Kentucky beat Illinois-Chicago 10-1 in the opening round, shutout Notre Dame 10-0 in the 1-0 game and then ended the weekend with a 9-1 win over the Fighting Irish to book UK's sixth ticket to the NCAA Super Regionals.

Lawson helped guide Kentucky to its best regular season in program history in 2016, winning 43 games in the regular season, ending with a No. 9 national seed in the NCAA Tournament, a new program best. The Wildcats earned the right to host the NCAA Tournament for the third time in the last four seasons at John Cropp Stadium in Lexington. Lawson was named the 2016 SEC Coach of the Year, and joined Kelsey Nunley (SEC Pitcher of the Year) as the first two Kentucky winners of those awards.

The 2016 team finished with some of the best pitching numbers in program history, setting school records in the circle for lowest team ERA (1.71), lowest opponent batting average (.191), fewest runs allowed (130), fewest earned runs allowed (98), fewest hits allowed (280) and fewest doubles allowed (44)

Lawson has won 587 career games at the head of the dugout and has coached four National Fastpitch Coaches Association All-Americans in the last 10 years. Abbey Cheek became the first unanimous All-American in program history in 2019 after the most prolific offensive season in Kentucky annals. In 2016, senior pitcher Kelsey Nunley became the second All-American in program history (Molly Johnson, 2nd Team), and the first to be named to the First Team. That was followed by Katie Reed in the 2018 season, who was named to the third team.

Now sitting at 495-295 in her 14 seasons at Kentucky, Lawson is the win-



ningest head coach in school history and already has more wins in SEC play than UK had all told as a program when she took over in 2007. UK finished the 2014 season ranked sixth in both national listings for its best final ranking ever. In 2013, Kentucky was ranked in the top 14 of both collegiate softball rankings for the second time in school history with nine wins over ranked teams. In her 14 seasons at Kentucky, Lawson has defeated over 113 ranked foes, including 57 wins vs. top-10 teams and 32 against top-five teams.

Lawson's 2013 squad set the stage for the 2014 run to the Women's College World Series, setting several school records, including a then-program record 41 wins. All told, Lawson has directed the Wildcats to 30 or more victories in 11-straight seasons, which also resonates as a program record. In her 12 years with Kentucky, Lawson has helped UK players earn 50 All-SEC honors and 29 SEC Player of the Week honors.

Lawson's impact on the UK program is obvious, but her ability to develop players sometimes gets overshadowed by her impressive credentials in handling the day-to-day running of a program. Lawson, who serves as the pitching coach for the Wildcats, has guided three different pitchers to throw no-hitters against top-25 teams in just the last seven seasons alone. In all, UK has 17 career no-hitters – all of which have come under Lawson's tenure – including two perfect games.

Kentucky's 2012 season was highlighted by an impressive second-half surge with upsets of 12 ranked opponents, a then Lawson-best fifth place finish in SEC action, a program-record six captured conference series and a senior class who became the first class in school history to tally a .500 record or better in each of their four seasons of play.

In 2011, Lawson directed the Wildcats to their first NCAA Super Regional appearance and finished the season ranked No.12 in the country. The 2011 team earned a 40-16 overall record to set a new single-season standard for wins in a season before Lawson's 2013 team posted 41. UK appeared in the national rankings for a school-record 14 consecutive weeks, defeated 12 top-25 ranked opponents, captured five SEC series and became a national story with a dramatic postseason run which included a seventh-inning rally to knock off the nation's No. 2 team in Michigan in Ann Arbor to advance to



RACHEL LAWSON, CONT.

Super Regionals.

The 2011 Wildcats shattered 12 single-season UK records, including home runs (65), RBI (275) and batting average (.275). Individually, the Wildcats had a school-record five players earn National Fastpitch Coaches Association All-Region honors in Meagan Aull, Cervantes, Kara Dill, Riley and Megan Yocke. Following the end of the impressive 2011 season, Lawson was rewarded with a five-year contract extension keeping her at the helm of the Wildcat program through 2016. That contract has been extended several times since, including June of 2014, which keeps Lawson in UK blue through the 2020 season.

In 2010, the Wildcats charted a 32-27 record and entered into the national rankings for the first time in program history, while also knocking off five top-seven ranked opponents on the year. Behind the pitching tandem of sophomores Riley and Bell, the Wildcats broke school records in nearly every pitching category. Kentucky's offense continued to make strides as well with improvements in batting average, home runs, RBI and sacrifice hits for the third consecutive season under the direction of Lawson.

Lawson led the Wildcats to their first NCAA Tournament appearance and charted the school's first postseason victories in 2009, just her second season leading Kentucky. UK notched a 34-23 record and the first winning season in UK history in nearly 10 seasons. Kentucky upset three ranked opponents on the year, including No. 7 Georgia in a 2-0 victory in the SEC Tournament. Molly Johnson became the school's first All-America selection when she was voted to the second team in 2009. Kentucky earned 13 victories in conference play, and finished sixth overall in league action.

During the season the head coach also charted her 100th career victory in a 5-1 UK triumph over Eastern Illinois on March 1. Lawson became the winningest head coach in program history on April 10, 2013 with win No. 182 against Eastern Kentucky in Richmond, Ky.

Lawson became just the third head coach in the history of the Kentucky softball program after spending three seasons at Western Kentucky. She also served as an assistant coach at Maryland from 1996-2002 and was the associate head coach of the Philadelphia Force professional team in 2006.

Lawson tallied a record of 92-84 (.523) during her tenure with the Hilltoppers. In her first season at WKU, she led the Toppers to a spot in the Sun Belt Conference Tournament championship game. Picked to finish last in the preseason poll, WKU tied for second in the conference standings after setting a school record with 12 Sun Belt victories. The Billings, Mont., native led WKU to a 33-24 record in 2005 and reached the 30-win plateau again in 2007.

Lawson and the Hilltoppers battled nine NCAA Regional participants in 2006, including four teams ranked in the top 25, while finishing third in the Sun Belt regular-season play. She guided the squad to wins over perennial powers Long Beach State, South Florida, Mississippi Valley, as well as No. 13 Louisiana-Lafayette and No. 21 Louisville. In fact, then-freshman pitcher Ryan Rogge tossed the school's third no hitter against the Ragin' Cajuns in WKU's 8-0 victory.

Lawson joined the Maryland staff in 1996 and helped the Terrapins post six winning seasons in her seven years in College Park. Her responsibilities included recruiting, scheduling, organizing practice and travel, as well as running camps and clinics. In 1999, Lawson and company were selected the National Fastpitch Coaches Association Mid-Atlantic Coaching Staff of the Year after leading the Terrapins to a 51-23 record, their first ACC regular-season title and the championship game of the NCAA Region II Tournament.

During her time at Maryland, Lawson helped eight individuals earn NFCA all-region accolades — with an All-America honoree in 1999 — and nine players collected all-conference honors.

A 1994 graduate of Massachusetts with a degree in exercise science, Lawson also earned her master's degree in sports management from UMass in 1998. She is the daughter of Elaine and Gerald Lawson and has 11 siblings.

Before Lawson	Kentucky	During Lawson
11	Seasons	15
1	Winning Seasons	14
242 (.373)	Wins. (Pct.)	532 (.659)
64	SEC Wins	168
11	Wins vs. Top 25	123
0	NCAA Tournaments	13
0	Super Regionals	8
0	WCWS	1
4	All-SEC Honors	62
94	SEC Academic Honor Roll Honorees	186

LAWSON YEAR-BY-YEAR AS HEAD COACH

Year	Team	Overall Record	Conference Record
2005	Western Kentucky	33-24	11-8
2006	Western Kentucky	29-28	8-7
2007	Western Kentucky	30-32	11-13
2008	Kentucky	17-37	3-25
2009	Kentucky	34-23	13-14
2010	Kentucky	32-27	13-15
2011	Kentucky	40-16	14-9
2012	Kentucky	30-30	15-13
2013	Kentucky	41-21	13-11
2014	Kentucky	50-19	13-11
2015	Kentucky	32-26	5-19
2016	Kentucky	46-14	17-7
2017	Kentucky	39-19	12-12
2018	Kentucky	35-21	8-15
2019	Kentucky	36-24	14-10
2020	Kentucky	20-4	2-1 (COVID-19)
2021	Kentucky	43-16	13-11
2022	Kentucky	37-19	13-11
Total	19 Seasons	624-430	237-212
	At Kentucky (16 years)	532-314	168-184
	At WKU	92-84	30-31



LAWSON VS. ALL OPPONENTS

Team	Total	At UK	At WKU	Team	Total	At UK	At WKU
Akron	1-1	--	1-1	Mississippi St.	23-11	23-10	0-1
Alabama	11-27	11-26	0-1	MS Valley State	3-0	1-0	2-0
Albany	1-0	1-0	--	Missouri-Kansas City	1-0	1-0	--
Arizona	2-0	2-0	--	Morehead State	7-0	7-0	--
Arizona State	2-5	2-5	--	Mount Saint Mary's	1-0	1-0	--
Arkansas	18-15	18-14	0-1	Murray State	4-0	4-0	--
Auburn	14-23	14-23	--	New Mexico	1-0	1-0	--
Austin Peay	10-1	4-0	6-1	New Mexico St.	6-4	3-2	3-2
Ball State	1-0	1-0	--	Nicholls State	1-0	1-0	--
Baylor	0-1	0-1	--	North Carolina	2-0	2-0	--
Belmont	4-0	--	4-0	N.C. Central	2-0	2-0	--
Bethune-Cookman	1-0	1-0	--	N.C. State	3-2	2-1	1-1
Boise State	1-0	1-0	--	North Dakota State	2-0	2-0	--
Bradley	1-1	1-0	0-1	Northern Kentucky	4-0	4-0	--
Brigham Young	1-1	1-1	--	North Florida	2-0	2-0	--
Buffalo	1-1	1-0	0-1	Northern Illinois	2-0	2-0	--
Butler	2-0	2-0	--	North Texas	9-4	--	9-4
California	4-4	4-4	--	Northwestern	3-0	3-0	--
Cal State Fullerton	3-0	3-0	--	Notre Dame	7-1	7-1	--
Cal Poly	1-0	1-0	--	Ohio	10-1	9-0	1-0
Campbell	1-0	1-0	--	Ohio State	3-4	2-4	--
Canisius	1-0	1-0	--	Oklahoma	1-4	1-4	--
Centenary	1-0	1-0	--	Oklahoma State	0-1	0-1	--
Central Florida	2-2	2-2	--	Ole Miss	19-11	19-11	--
Central Michigan	1-0	1-0	--	Oregon	4-5	4-5	--
Coastal Carolina	1-0	1-0	--	Oregon State	2-1	2-1	--
Columbia	1-0	1-0	--	Penn State	2-0	2-0	--
Colorado State	1-1	1-0	0-1	Pacific	1-0	1-0	--
Connecticut	2-1	2-1	--	Pittsburgh	3-2	3-2	--
Dayton	4-0	4-0	--	Portland State	0-1	0-1	--
DePaul	5-2	5-2	--	Purdue	2-1	2-0	0-1
Detroit Mercy	2-0	2-0	--	Radford	1-0	1-0	--
Drake	1-0	1-0	--	Sam Houston State	1-0	1-0	--
Drexel	1-0	1-0	--	Santa Clara	1-0	1-0	--
Duke	1-0	--	1-0	San Diego	1-0	1-0	--
Eastern Illinois	2-0	2-0	--	San Diego State	6-1	5-1	1-0
Eastern Kentucky	18-2	16-0	2-2	Samford	4-0	4-0	--
Eastern Michigan	0-1	--	0-1	SE Missouri St.	4-0	2-0	2-0
Evansville	4-1	3-0	1-1	South Alabama	2-1	--	2-1
Fairfield	1-0	1-0	--	South Carolina	27-11	27-11	--
Florida	9-23	9-23	--	South Dakota	1-0	1-0	--
Florida A&M	4-0	4-0	--	South Florida	3-2	1-0	2-2
Florida Atlantic	10-3	10-0	0-3	Southern Illinois	4-0	4-0	--
Florida Int.	9-5	3-0	6-5	SIUE	2-0	2-0	--
Florida State	2-2	2-2	--	Stanford	1-1	1-1	--
Georgetown	1-0	1-0	--	Stephen F. Austin	2-0	2-0	--
Georgia	8-29	8-26	0-3	Stetson	4-0	4-0	--
Georgia State	0-1	0-1	--	St. Francis (Pa.)	1-0	1-0	--
Georgia Southern	4-1	4-1	--	St. John's	1-0	--	1-0
Georgia Tech	1-2	1-2	--	St. Louis	1-0	1-0	--
George Washington	1-0	1-0	--	Syracuse	1-0	1-0	--
Harvard	1-0	1-0	--	Tennessee	9-25	9-23	0-2
Hawaii	1-2	1-2	--	Tennessee-Chatt.	4-1	3-1	1-0
Hofstra	1-0	1-0	--	Tennessee-Martin	2-1	1-0	1-1
Houston	1-1	1-1	--	Tennessee State	5-1	--	5-1
Howard	1-0	1-0	--	Tennessee Tech	4-0	4-0	--
Illinois	4-1	4-1	--	Texas	2-1	2-1	--
Illinois-Chicago	2-0	1-0	--	Texas A&M	11-7	11-7	--
Illinois State	3-3	2-0	1-3	Texas A&M-CC	0-1	0-1	--
Indiana	8-3	6-2	2-1	Texas State	1-0	1-0	--
Indiana State	0-1	--	0-1	Texas Tech	1-2	1-2	--
Iowa	1-1	1-1	--	Toledo	3-0	3-0	--
IPFW	1-0	1-0	--	Troy	2-6	--	2-6
IUPUI	2-1	1-0	1-1	UAB	0-2	0-2	--
Jacksonville	3-0	1-0	2-0	UC Davis	2-0	2-0	--
Jacksonville State	2-0	2-0	--	UC Riverside	1-0	1-0	--
James Madison	2-1	2-0	0-1	UC Santa Barbara	2-0	2-0	--
Kansas	2-1	2-1	--	UCLA	3-7	3-7	--
Kent State	6-1	6-1	--	UNC-Charlotte	0-1	0-1	--
Kentucky	2-4	--	2-4	UNC-Greensboro	2-0	2-0	--
Kennesaw State	0-1	0-1	--	UNC-Wilmington	0-1	--	0-1
La.-Lafayette	4-12	1-2	3-10	UNLV	1-0	1-0	--
La.-Monroe	3-0	--	3-0	USC Upstate	1-0	1-0	--
Lehigh	1-0	1-0	--	Utah	3-2	3-2	--
Louisiana Tech	2-0	2-0	--	Valparaiso	2-0	2-0	--
Liberty	3-0	3-0	--	Virginia	1-1	--	1-1
Lipscomb	6-3	2-1	4-2	Virginia Tech	5-6	5-5	0-1
Long Beach St.	5-1	4-1	1-0	Wagner Coll.	1-0	--	1-0
LIU-Brooklyn	3-0	3-0	--	Washington	1-4	1-3	0-1
Louisville	12-16	10-13	2-3	Western Carolina	1-0	1-0	--
LSU	18-22	18-20	0-2	Western Illinois	1-1	0-1	1-0
Loyola Marymount	4-0	3-0	1-0	Western Kentucky	9-2	9-2	--
Loyola-Chicago	1-0	1-0	--	Western Michigan	4-0	4-0	--
Marshall	9-0	9-0	--	Wichita State	1-1	1-1	--
Maryland	2-1	2-1	--	Winthrop	2-3	1-0	1-3
Memphis	2-1	2-1	--	Wisconsin	1-0	0-0	0-0
Miami (Ohio)	7-1	7-0	0-1	Wright State	6-0	3-0	3-0
Michigan	4-7	4-6	0-1	Totals	624-430	532-314	92-84
Michigan State	2-1	1-0	1-1				
Middle Tenn. St.	14-3	6-0	8-3				
Minnesota	2-1	2-1	--				
Missouri	8-10	8-10	--				



KRISTINE HIMES

ASSOCIATE HEAD COACH - 16TH SEASON

Talk with Kentucky softball head coach Rachel Lawson for two minutes about her program and its recent success and she will inevitably push off credit to associate head coach Kristine Himes, who is entering her 16th season with UK's program in 2023, and has been with Lawson every step of the way in Lexington.

Himes is in her 12th season as the associate head coach of the Kentucky softball team after serving four seasons as assistant coach until a promotion following the 2011 season. Himes handles many day-to-day dealings with the program and is responsible for the development of the Wildcats' infield. She also is UK's hitting coach and has led some of the highest power offenses in school history in her time with the Wildcats.

Himes helped guide Abbey Cheek to the 2019 SEC Player of the Year award, not only serving as her hitting coach, but also working closely with the infielders. Himes pushed Cheek to not only the SEC Player of the Year award, but a finalist for the HONDA Award, an NFCA Unanimous First Team All-American and a CoSIDA Academic All-District member.

On the field, Kentucky's batters have improved dramatically since Himes' arrival. The Wildcats charted an improved team batting average in six of Himes' first seven seasons in Lexington. In fact, in the six years before Himes arrived at Kentucky, UK had only posted a team batting average over .255 two times, while UK has earned that honor in all 11 years under Himes' tutelage.

The 2019 offense was Himes' best at Kentucky, as she guided the Wildcats to setting the school record for runs scored, batting average, on-base percentage, slugging and trying the program best with 71 home runs. Additionally, UK made its third-straight NCAA Super Regional and swept its way through the Lexington Regional for a third-straight season.

In 2017, she guided the Wildcats offense to a run-rule sweep of the 2018 NCAA Lexington Regional, as the Wildcats became just the third team in NCAA history to run rule all three games of a regional. Kentucky beat Illinois-Chicago 10-1 in the opening round, shutout Notre Dame 10-0 in the 1-0 game and then ended the weekend with a 9-1 win over the Fighting Irish to book UK's sixth ticket to the NCAA Super Regionals.

In 2014, Himes helped guide Kentucky's to its first-ever appearance in the Women's College World Series behind some impressive defense and clutch hits. The Wildcats broke several single-season records en route to the program's first 50-win season, tying the school record for most home runs in a game with five against Ole Miss, while it hit 71 home runs overall, breaking the previous program record for homers in a season. UK also set single-season records in runs scored, doubles, RBI, total bases and walks drawn. Defensively in 2018, Himes' coaching led Kentucky to its best season in the field in her tenure, setting a program record .977 fielding percentage, including a program-best 1,455 putouts.

The 2014 season was a continuation of the progress UK has shown under Himes as UK's offense in 2013 set or tied several school records as well. The Wildcats posted 62 home runs in 2013, which is the third most in program history. Himes preached patience at the plate in 2013 with UK responding by drawing the second-most walks in school history with 211 and moving runners around when they did get on base with 69 stolen bases.

Himes' coaching showed in UK's win over top-25 North Carolina in 2013 as the Wildcats set countless school records in the win. UK had 18 runs against UNC, which tied the most runs in a game with Kentucky's eventual 18-0 win marking the largest margin of victory in school history. UK had four homers in the game, which at the time was the most in a game in school history, while UK's 18 RBI was the most ever in a single game. Entering the game vs. UNC, UK had scored 12 or more runs in a game 27 times in school history with the Wildcats reaching that mark in the first inning alone against the Tar Heels.

The 2013 team hit three or more home runs in eight games, including four or more home runs three times. UK hit a school record five home runs against Middle Tennessee State, while it hit four homers in game one of the 2013 NCAA Tempe Super Regional, the most homers ever hit in an NCAA

Tournament game for UK.

Himes developed former All-American player Molly (Johnson) Belcher, who broke numerous school records, including the school's batting average and home run records when she graduated. She also notched single-season records with 81 hits in 2009 and 20 doubles in 2008.

Prior to joining UK, Himes served under Lawson at Western Kentucky for one season. The Hilltoppers emerged as one of the top teams in the conference.

Himes' coaching career began at George Washington University, where she spent two seasons helping the Colonials continue to establish themselves as a Division I program.

Himes made her professional debut in 2006 with the Philadelphia Force before spending one season at Western Kentucky.

A native of Bolivar, Ohio, Himes was an All-Big Ten standout power-hitting third baseman for the Ohio State University. Himes finished her career as the Buckeyes' all-time career (41) and single-season (16) home run leader. She also was second in career games played and ranks in the top five in walks and RBI. The 2002 year marked a defining season in Buckeye history as Himes also helped lead OSU to a 55-14 record and an NCAA Regional Championship appearance. She was also invited to participate in the Olympic Training Camp that spring.

Himes graduated from OSU with a degree in business administration also earned a master's in sport management from WKU in 2007.



HIMES YEAR-BY-YEAR AT KENTUCKY

Year	Team	Overall Record	Conference Record
2008	Kentucky	17-37	3-25
2009	Kentucky	34-23	13-14
2010	Kentucky	32-27	13-15
2011	Kentucky	40-16	14-9
2012	Kentucky	30-30	15-13
2013	Kentucky	41-21	13-11
2014	Kentucky	50-19	13-11
2015	Kentucky	32-26	5-19
2016	Kentucky	46-14	17-7
2017	Kentucky	39-19	12-12
2018	Kentucky	35-21	8-15
2019	Kentucky	36-24	14-10
2020	Kentucky	20-4	2-1 (COVID-19)
2021	Kentucky	43-16	13-11
2022	Kentucky	37-19	13-11
Total	15 Seasons	532-314	168-184

Coaching History:

2012-Present: Kentucky, Associate Head Coach

2008-11: Kentucky, Assistant Coach

2007: Western Kentucky, Assistant Coach

2005-06: George Washington, Assistant Coach



MOLLY BELCHER

ASSISTANT COACH - 13TH SEASON - UK ATHLETICS HALL OF FAME (2016)

When former Kentucky standout Molly Belcher played her last game in a UK uniform in 2010 some wondered what direction the program would head without its most productive offensive player ever. And although Johnson hasn't picked up a bat or glove in a game since 2010, head coach Rachel Lawson has still not spent a day as UK's head coach without the talented player - and now coach - Belcher is entering her 13th season in 2023 as an assistant coach for the UK softball team.

Belcher, a four-year starter for the Wildcats, began her coaching career as an undergraduate assistant at UK in the fall of 2010 before being promoted to full time assistant coach prior to the 2011 spring season. Her impact on the program as a coach has been similar to her impact as a player, helping Kentucky to some of the best seasons in school history, including a school-record 50 wins and a trip to the Women's College World Series in 2014.

The 2019 offense was one of the best at Kentucky, as she helped guide the Wildcats to setting the school record for runs scored, batting average, on-base percentage, slugging and trying the program best with 71 home runs. Additionally, UK made its third-straight NCAA Super Regional and swept its way through the Lexington Regional for a third-straight season.

In 2017, she guided the Wildcats offense to a run-rule sweep of the 2018 NCAA Lexington Regional, as the Wildcats became just the third team in NCAA history to run rule all three games of a regional. Kentucky beat Illinois-Chicago 10-1 in the opening round, shutout Notre Dame 10-0 in the 1-0 game and then ended the weekend with a 9-1 win over the Fighting Irish to book UK's sixth ticket to the NCAA Super Regionals.

In 2014, Johnson-Belcher helped guide Kentucky to its best season in program history. Her impact on UK's infield defense shined bright as underclassmen infielders Christian Stokes and Nikki Sagermann improved every day defensively for UK, while Krystal Smith showed drastic improvements defensively from years past to provide UK depth at third base and second base. The Wildcats responded to



Johnson-Belcher's teachings by posting the best fielding percentage in program history.

In 2013, Johnson-Belcher, who is responsible for scouting, coaching film and on-field coaching of the infield, helped Lawson and associate head coach Kristine Himes mold a young team into a NCAA Tournament national seed that went to a NCAA Super Regional and finished ranked in the top 15 of both collegiate softball final rankings.

Perhaps the most productive player in school history, Johnson-Belcher capped her career as the all-time best in home runs (35) and batting average (.389) in school history. Her efficiency extended to the field where she was a dynamic shortstop as the cornerstone of Lawson's defense in starting in more than 100 career games.

Johnson-Belcher became the Wildcats' first All-America selection after a sensational junior season where she had career-highs in nine offensive categories while breaking three single-season Kentucky records. She set UK seasonal records in runs scored (53), hits (81) and on-base percentage (.498) en route to her garnering All-America status.

While at UK, Johnson-Belcher spent countless hours working the Kentucky softball camps and clinics while also serving as an undergraduate volunteer assistant coach in the fall of 2009.

Johnson-Belcher married in the summer of 2013 to Allen Belcher, who also works at UK Athletics as the assistant director of equipment operations.

They have three daughters.

BELCHER YEAR-BY-YEAR AT UK

Year	Team	Overall Record	Conference Record
2011	Kentucky	40-16	14-9
2012	Kentucky	30-30	15-13
2013	Kentucky	41-21	13-11
2014	Kentucky	50-19	13-11
2015	Kentucky	32-26	5-19
2016	Kentucky	46-14	17-7
2017	Kentucky	39-19	12-12
2018	Kentucky	35-21	8-15
2019	Kentucky	36-24	14-10
2020	Kentucky	20-4	2-1 (COVID-19)
2021	Kentucky	43-16	13-11
2022	Kentucky	37-19	13-11
Total	12 Seasons	489-239	127-123

Coaching History:

2011-Present: Kentucky, Assistant Coach

Playing History:

2009-10 United States National Team

2007-10: University of Kentucky



2022 SOFTBALL SUPPORT STAFF



BRITTANY CERVANTES

Director of Operations

Brittany Cervantes, the all-time home run queen of Kentucky Softball prior to 2019, was named the program's second full time Director of Operations in August of 2019 as she enters her fourth season in this position. She

spends her time helping to organize the day-to-day operations of the program including team travel, hotels, meals, scheduling and more.

Cervantes was Lawson's first-ever recruit as the head coach of the Kentucky Wildcats and ended her Wildcat career in 2012. The Chatsworth, California native was a First Team All-Southeastern Conference selection in 2012 as well as All-SEC Defensive Team honoree. She was All-Region in 2011, her junior season and still is the only UK player to hit 10+ home runs all four years of her career. With the Chicago Bandits of National Pro Fastpitch, Cervantes was an All-NPF selection in 2014 and 2015 while claiming the Cowles Cup in 2015 and 2016.



MYLES POOLE

Equipment Manager

Myles Poole begins his seventh-season as the Kentucky softball equipment manager in 2021. Poole is responsible for all of Kentucky's equipment needs for the 2021 season including Nike jerseys, balls, bats and much more in the day-to-day process.

Poole graduated from Kentucky with a Bachelor of Science degree in Kinesiology, while also graduating from Kentucky to obtain his masters degree in Kinesiology as well.

In his time at Kentucky, Poole has worked with the football team, where he was primarily responsible for the coaching staff's requests and is now working with the Kentucky softball team and the nationally-ranked track and field team under the direction of head coach, Edrick Floreal.

Poole is a native of Louisville, Kentucky and is engaged to his fiance, Ashleigh.



BRI PAPTOTTO

Athletic Trainer

Bri Papotto is in her ninth season as the UK softball team's athletic trainer. She works full-time with the softball team and is in attendance during every conditioning workout and practice.

Papotto provides immediate medical care for sports-related injuries and also works

in conjunction with the full-time UK athletic training staff and other members of the UK medical team to provide top-notch medical care to all of UK's student athletes.


2023 Student Managers



Sara Zawadzki



Kass Melton



2014 NFCA National Coaching Staff of the Year



2022 SOFTBALL SUPPORT STAFF



STEPHANIE SIMMONS

Administration

Stephanie Simmons begins her tenth season as the administrator for softball at Kentucky, where she is the Associate AD for Administration & Performance under athletics director Mitch Barnhart.

Prior to moving into administration full-time in 2013, she served as the Director of Strength & Conditioning for Olympic Sports at the University of Kentucky, where she and her staff oversaw the athletic development of the majority of UK's student-athletes for ten years. While in that role, she worked directly with women's basketball, softball, volleyball and men's and women's swimming teams.

Simmons came to UK from UCLA, where she worked from 1998-2002. She left the Bruins as the associate head strength & conditioning coach in charge of volleyball, women's soccer, men's and women's water polo, women's swimming, women's basketball and softball. While at UCLA, she worked with three national championship teams and coached several Olympians. She was actively involved in competitive Olympic weightlifting and qualified for the American Open in 1999.

Simmons began her coaching career as a graduate assistant at Ohio University, which is also where she earned both her undergraduate and graduate degrees, as well as was a member of the volleyball team.

She is married to Matt Simmons, and the couple has two daughters, Piper and Charlee.

ATHLETE DEVELOPMENT AND PERFORMANCE



RYAN DEVRIENDT

Strength and Conditioning

Ryan DeVriendt is in his 14th season as the head strength and conditioning coach for the University of Kentucky, having worked at UK since 2007. The native of Sherrard, Ill., was promoted to his current position in 2009.

DeVriendt assists the team in speed, agility and conditioning training teaching proper techniques in running and lifting mechanics. Before being promoted, the John and Marilyn Poole Scholarship award winner was an intern in the UK strength and conditioning office.

DeVriendt, his wife Sarah, and their two sons, reside in Lexington.



MONICA FOWLER

Nutritionist

Monica Fowler is responsible for the nutritional aspects of all 22 athletic teams at UK, which includes nutritional counseling and assessments, meal planning and maintaining nutritional supplements

Prior to working with the development of Nutrition Department at UK, she served as a clinical dietician from 2010-12 for RD Associates of Kentucky. In 2009, Fowler developed a color coding program called "Connect the Dots" which helps local elementary students choose balanced, nutritious meals. This system has now been implemented in every elementary school in Fayette County

She earned her bachelor's degree in dietetics in 2010 and a master's degree in hospitality and dietetics administration from UK in 2012 and became a certified specialist in sports dietetics in 2013.

ACADEMICS



AMY CRAIGLOW

Academic Counselor

Amy Craiglow joined the Center for Academic & Tutorial Services staff in the fall of 1997. Craiglow serves as the softball, volleyball and men's golf counselor. She has worked with men's and women's golf, women's tennis, softball, volleyball and men's and women's basketball

during her tenure at Kentucky. She is a graduate of Francis Marion University and West Virginia University. At Francis Marion, Craiglow lettered in softball and earned a bachelor's degree in English. She received her master's degree from West Virginia in Sport Management.

GROUNDS CREW



JOSH BARNES

Sports Turf

Josh Barnes is in his eighth year as an assistant director of sports turf management. Barnes is responsible for landscaping and maintenance of all of UK's athletic complexes, including Commonwealth Stadium, John Cropp Stadium and the Bell Soccer Complex. In

his spare time, he enjoys spending time with his family and playing video games.



MARCUS ELSWICK

Sports Turf

Marcus Elswick is in his 11th year at Kentucky and first as the director of UK Sports Turf. He oversees all of UK Sports Turf operations across the entire department, as well as the employees that make up UK Sports Turf. Elswick is recently married.



FAN RELATIONS

EMILY DENT

Ticket Office

Emily Dent is in her 18th season overseeing ticket operations for the UK softball team. Dent is responsible for handling tickets and player pass lists prior to all UK softball games.

Dent served as a ticket sales/staff support associate for nine seasons and is now entering her sixth season as assistant director of ticket operations. She also works with men's basketball, track and field, men's and women's soccer, football, and helps with the Olympic sports pass.



SARAH SCHWARTZ

Operations

Sarah Schwartz begins her second season as the gameday manager for the Kentucky Softball team. Schwartz comes to Kentucky from Tennessee, where she spent time on Rocky Top in UT's operations department helping with football and softball. Schwartz also works with

the men's and women's soccer programs at Kentucky.



CHRIS SHOALS

Communications & PR

Chris Shoals is in his eighth season as the sports information director for Kentucky Softball, and his 12th year at UK overall.

Shoals, a native of Cincinnati, Ohio, graduated from Kentucky in May of 2014 with a degree in Journalism. He has been the media coordinator for the NCAA Tennis

Championships, NCAA Men's and Women's Soccer Championships, and helped with the 2013 NCAA Men's Basketball Tournament at Rupp Arena. Shoals has worked with multiple sports in his time in Lexington and currently works with the volleyball team in addition to softball.



2023 TOURNAMENTS

2023 SOFTBALL TOURNAMENT INFORMATION

NFCA LEAD-OFF CLASSIC

FEBRUARY 10-12
CLEARWATER, FLA.
Host: NFCA
Facility: Eddie C. Moore Softball Complex
SID: Brian Stanley
Website: NFCA.org

NORTH TEXAS INVITATIONAL

FEBRUARY 17-19
DENTON, TEXAS.
Host: North Texas
Facility: UNT Softball Stadium
SID: Chris Alford
Website: meangreensports.com

MARY NUTTER COLLEGIATE CLASSIC

FEBRUARY 23-25
PALM SPRINGS, CALIF.
Host: FLOsoftball / UCLA
Facility: Big League Dreams
SID: Amy Hughes
Website: MatyNutterClassic.com

2023 JOHN CROPP CLASSIC

MARCH 18-19
LEXINGTON, KY.
Host: Kentucky
Facility: John Cropp Stadium
SID: Chris Shoals
E-mail: cmsh223@uky.edu
Website: ukathletics.com

2023 SEC TOURNAMENT

MAY 19-13
FAYETTEVILLE, ARK.
Host: Arkansas
Facility: Bogle Park
SEC SID.: Jill Skotarczak
E-mail: jskotarczak@sec.org
Web site: SECSports.com



WOMEN'S COLLEGE WORLD SERIES

JUNE 1-9
OKLAHOMA CITY, OKLAHOMA
Host: Oklahoma
Facility: ASA Hall of Fame Stadium
SID: Bonnie Johnson
E-mail: bjohnson@ncaa.org
Web site: ncaasports.com



Katie Reed
2017 NFCA All-American



2022 FINAL STATISTICS



2022 Kentucky Softball Statistics Summary for Kentucky (as of May 22, 2022) (All games)



Record: 37-19 Home: 13-10 Away: 12-8 Neutral: 12-1 SEC: 13-11

Date	Opponent	Score	Player	avg	gp-gs	ab	r	h	2b	3b	hr	rbi	bb	hbp	so	sb-att
#2/10	vs Wisconsin	w 5-2	Erin Coffel	.423	56-53	163	44	69	11	1	20	68	20	3	17	6-9
#2/11	vs Michigan St.	w 7-0	Kayla Kowalik	.420	56-56	181	57	76	11	2	7	28	29	0	20	17-18
#2/11	vs Liberty	w 3-1	Lauren Johnson	.369	56-56	179	53	66	9	4	8	39	15	1	23	11-11
#2/12	vs Iowa Hawkeyes	w 11-3	Renee Abernathy	.326	56-50	144	38	47	7	1	15	51	20	4	32	5-6
#2/13	vs #13 Virginia Tech	L 1-6	Rylea Smith	.310	52-47	129	26	40	4	0	0	10	8	0	16	2-5
\$2/18	vs UC Santa Barbara	w 23-0	Taylor Ebbs	.298	55-50	131	21	39	10	1	10	30	14	0	16	0-0
\$2/18	vs Loyola Marymount	w 7-6	Emmy Blane	.296	56-54	115	17	34	7	0	7	32	15	0	32	0-0
\$2/19	vs Long Beach State	w 5-0	Meeko Harrison	.277	40-16	65	8	18	2	0	3	18	7	2	12	0-0
\$2/19	at #11 Arizona	w 7-6	Kennedy Sullivan	.261	41-24	69	11	18	5	0	4	17	8	0	16	0-0
\$2/20	vs UC Santa Barbara	w 11-1	Miranda Stoddard	.260	54-53	131	27	34	7	0	9	33	8	2	36	3-4
&2/24	vs Jacksonville	w 12-4	Margaret Tobias	.239	40-13	46	13	11	0	0	0	1	1	0	8	1-3
&2/24	at Florida Atlantic	w 7-3	Tatum Spangler	.225	44-25	71	12	16	2	0	1	13	1	2	11	3-3
&2/25	vs Columbia	w 8-0	-----													
%2/25	vs LIU	w 10-2	Erica Thulen	.667	21-0	3	10	2	1	0	0	0	0	0	1	0-0
@3/3	#19 MICHIGAN	L 0-8	Vanessa Nesby	.556	44-10	27	17	15	0	0	0	1	3	0	3	4-4
@3/4	DRAKE	w 10-5	Alexia Lacatena	.385	21-12	13	3	5	1	1	0	5	0	1	2	1-1
@3/4	#19 MICHIGAN	w 9-2	Jaci Babbs	.346	36-1	26	9	9	0	0	0	1	2	0	8	0-0
@3/5	KENT ST.	w 9-1	Victoria Fragoso	.286	16-1	14	2	4	0	0	1	5	0	0	3	0-0
^3/10	OHIO	w 16-8	Hallie Mitchell	.286	26-5	7	13	2	0	0	0	1	1	0	2	1-2
^3/11	BUFFALO	w 7-0	Emma Boitnott	.250	5-1	4	0	1	0	0	0	0	1	0	2	0-0
^3/11	VALPO	w 10-2	Izzy Harrison	.000	4-2	1	0	0	0	0	0	0	0	0	0	0-0
3/16	at Miami	L 5-7	Mitchell	.000	2-0	0	0	0	0	0	0	0	0	0	0	0-0
*3/18	at #3 Alabama	L 2-4	Sloan Gayan	.000	2-1	0	0	0	0	0	0	0	0	0	0	0-0
*3/19	at #3 Alabama	L 2-3	Stephanie Schoono	.000	1-1	0	0	0	0	0	0	0	0	0	0	0-0
*3/20	at #3 Alabama	w 9-4	Totals	.333	56	1519	381	506	77	10	85	353	153	15	260	54-66
3/22	#1 OKLAHOMA	L 1-9	Opponents	.262	56	1406	233	368	83	2	51	210	160	38	246	28-40
*3/25	#18 AUBURN	w 11-3														
*3/26	#18 AUBURN	L 3-6	LOB - Team (313), Opp (327). DPs turned - Team (23), Opp (7). IBB - Team (7),													
*3/27	#18 AUBURN	w 5-4	Kowalik, K 4, Coffel, E 3, Opp (1). Picked off - Thulen, E 1, Ebbs, T 1.													
3/29	OHIO ST.	L 0-3														
*4/1	at #20 LSU	w 5-3	Player	era	w-l	app	gs	cg	sh	sv	ip	h	r	er	bb	so
*4/2	at #20 LSU	w 8-5	Tatum Spangler	2.42	9-2	19	6	4	1	0	60.2	47	27	21	34	49
*4/3	at #20 LSU	w 5-3	Alexia Lacatena	3.22	8-4	24	9	2	1	1	63.0	71	32	29	14	41
*4/8	OLE MISS	L 6-7	Miranda Stoddard	3.69	5-4	23	12	4	1	1	72.0	87	47	38	14	34
*4/10	OLE MISS	w 6-2	Stephanie Schoono	5.15	7-5	23	17	4	3	0	69.1	63	56	51	51	68
*4/10	OLE MISS	w 8-2	-----													
4/12	at Louisville	w 9-0	Sloan Gayan	2.90	4-3	17	6	1	0	0	41.0	46	23	17	18	12
*4/15	at #6 Arkansas	L 1-2	Izzy Harrison	3.85	2-0	13	4	1	0	0	23.2	23	18	13	18	24
*4/16	at #6 Arkansas	w 10-7	Kennedy Sullivan	6.15	2-1	15	2	0	0	0	27.1	31	30	24	11	18
*4/17	at #6 Arkansas	L 0-8	Totals	3.78	37-19	56	56	16	7	2	357.0	368	233	193	160	246
4/20	at Eastern Kentucky	w 10-7	Opponents	6.35	19-37	56	56	17	4	1	347.0	506	381	315	153	260
*4/23	MISSOURI	L 0-13														
*4/24	MISSOURI	L 7-8	PB - Team (2), Kowalik, K 2, Opp (10). Pickoffs - Team (0), Opp (2). SBA/ATT -													
*4/25	MISSOURI	L 1-9	Kowalik, K (27-38), Schoonover (7-12), Spangler, T (7-8), Sullivan, K (5-6),													
4/26	NORTHERN KY.	w 14-0	Stoddard, M (3-6), Lacatena, A (3-5), Harrison, I (2-2), Mitchell, H (1-2), Gayan,													
*4/29	MISSISSIPPI ST.	w 7-3	S (1-1).													
*4/30	MISSISSIPPI ST.	L 2-6														
*5/1	MISSISSIPPI ST.	w 9-5	Score by innings	1	2	3	4	5	6	7	8	Total				
*5/6	at South Carolina	w 4-6	Kentucky	58	69	59	70	50	34	36	5	381				
*5/7	at South Carolina	w 11-1	Opponents	43	43	31	32	37	30	16	1	233				
*5/8	at South Carolina	w 13-5														
+5/12	#5 FLORIDA	L 3-9	Win-loss breakouts: Day 27-11; Night 10-8; vs Left 9-2; vs Right 28-17;													
5/20	vs Miami (Ohio)	w 15-1	1-run games 4-5; 2-run games 3-3; 5+run games 22-8; Extra inns 2-0; Shutouts 7-4.													
5/21	at #3 Virginia Tech	w 5-4	Current streak: Lost 2; Longest winning streak: 9; Longest losing streak: 3.													
5/22	at #3 Virginia Tech	L 2-9	Attendance: Home 21331 (avg 927); Away 42843 (avg 1298); Total 64174 (avg 1145).													
5/22	at #3 Virginia Tech	L 4-5														

- * = Conference game
- # = Northern Lights (Leesburg, Fla.)
- \$ = Hillenbrand Invite (Tucson, Ariz.)
- & = FAU Classic (Boca Raton, Fla.)
- @ = John Cropp Classic (Lexington, Ky.)
- ^ = Bluegrass Classic (Lexington, Ky.)



2022 GAME-BY-GAME SUMMARY



2022 Kentucky Softball Game Results for Kentucky (as of May 22, 2022) (All games)



Date	Opponent	Score	Inns	Overall	SEC	Pitcher of record	Attend	Time
# Feb 10, 2022	vs Wisconsin	w 5-2	7	1-0-0	0-0-0	Stoddard, M (W 1-0)	350	1:46
# Feb 11, 2022	vs Michigan St.	w 7-0	7	2-0-0	0-0-0	Schoonover (W 1-0)	150	2:07
# Feb 11, 2022	vs Liberty	w 3-1	7	3-0-0	0-0-0	Stoddard, M (W 2-0)	150	1:46
# Feb 12, 2022	vs Iowa Hawkeyes	w 11-3	5	4-0-0	0-0-0	Sullivan, K (W 1-0)	150	2:15
# Feb 13, 2022	vs #13 Virginia Tech	L 1-6	7	4-1-0	0-0-0	Stoddard, M (L 2-1)	150	3:30
\$ Feb 18, 2022	vs UC Santa Barbara	w 23-0	5	5-1-0	0-0-0	Schoonover (W 2-0)	0	2:16
\$ Feb 18, 2022	vs Loyola Marymount	w 7-6	(8)	6-1-0	0-0-0	Lacatena, A (W 1-1)	0	2:40
\$ Feb 19, 2022	vs Long Beach State	w 5-0	7	7-1-0	0-0-0	Gayan, S (W 1-0)	0	1:50
\$ Feb 19, 2022	at #11 Arizona-2	w 7-6	7	8-1-0	0-0-0	Sullivan, K (W 2-0)	2887	2:39
\$ Feb 20, 2022	vs UC Santa Barbara	w 11-1	6	9-1-0	0-0-0	Lacatena, A (W 2-0)	0	2:15
& Feb 24, 2022	vs Jacksonville	w 12-4	5	10-1-0	0-0-0	Gayan, S (W 2-0)	137	1: 4
& Feb 24, 2022	at Florida Atlantic	w 7-3	7	11-1-0	0-0-0	Schoonover (W 3-0)	349	2:07
& Feb 25, 2022	vs Columbia	w 8-0	5	12-1-0	0-0-0	Lacatena, A (W 3-0)	250	1:34
% Feb 25, 2022	vs LIU	w 10-2	7	13-1-0	0-0-0	Stoddard, M (W 2-1)	150	1:49
@ Mar 03, 2022	#19 MICHIGAN	L 0-8	7	13-2-0	0-0-0	Schoonover (L 3-1)	938	2:21
@ Mar 04, 2022	DRAKE	w 10-5	7	14-2-0	0-0-0	Lacatena, A (W 4-0)	312	2:29
@ Mar 04, 2022	#19 MICHIGAN	w 9-2	7	15-2-0	0-0-0	Stoddard, M (W 4-1)	1592	2:09
@ Mar 05, 2022	KENT ST.	w 9-1	6	16-2-0	0-0-0	Harrison, I (W 1-0)	896	1:57
^ Mar 10, 2022	OHIO	w 16-8	5	17-2-0	0-0-0	Lacatena, A (W 5-0)	883	1:53
^ Mar 11, 2022	BUFFALO	w 7-0	7	18-2-0	0-0-0	Stoddard, M (W 5-1)	832	1:36
^ Mar 11, 2022	VALPO	w 10-2	5	19-2-0	0-0-0	Gayan, S (W 3-0)	822	1:19
Mar 16, 2022	at Miami	L 5-7	7	19-3-0	0-0-0	Sullivan, K (L 2-1)	542	2:04
* Mar 18, 2022	at #3 Alabama	L 2-4	7	19-4-0	0-1-0	Lacatena, A (L 5-1)	3940	2:02
* Mar 19, 2022	at #3 Alabama	L 2-3	7	19-5-0	0-2-0	Stoddard, M (L 5-2)	3940	2:15
* Mar 20, 2022	at #3 Alabama	w 9-4	7	20-5-0	1-2-0	Gayan, S (W 4-0)	3940	2:50
Mar 22, 2022	#1 OKLAHOMA	L 1-9	6	20-6-0	1-2-0	Stoddard, M (L 5-3)	2117	2:24
* Mar 25, 2022	#18 AUBURN	w 11-3	6	21-6-0	2-2-0	Lacatena, A (W 6-1)	348	2:03
* Mar 26, 2022	#18 AUBURN	L 3-6	7	21-7-0	2-3-0	Schoonover (L 3-2)	354	2:17
* Mar 27, 2022	#18 AUBURN	w 5-4	7	22-7-0	3-3-0	Spangler, T (W 1-0)	525	1:52
Mar 29, 2022	OHIO ST.	L 0-3	7	22-8-0	3-3-0	Lacatena, A (L 6-2)	307	1:54
* Apr 01, 2022	at #20 LSU	w 5-3	7	23-8-0	4-3-0	Spangler, T (W 2-0)	2013	2:51
* Apr 02, 2022	at #20 LSU	w 8-5	(8)	24-8-0	5-3-0	Spangler, T (W 3-0)	2282	3:14
* Apr 03, 2022	at #20 LSU	w 5-3	7	25-8-0	6-3-0	Spangler, T (W 4-0)	2283	3:02
* Apr 08, 2022	OLE MISS	L 6-7	7	25-9-0	6-4-0	Gayan, S (L 4-1)	284	2:24
* Apr 10, 2022	OLE MISS-1	w 6-2	7	26-9-0	7-4-0	Schoonover (W 4-2)	875	2:39
* Apr 10, 2022	OLE MISS-2	w 8-2	7	27-9-0	8-4-0	Lacatena, A (W 7-2)	1412	2:19
Apr 12, 2022	at Louisville	w 9-0	5	28-9-0	8-4-0	Schoonover (W 5-2)	1130	1:26
* Apr 15, 2022	at #6 Arkansas	L 1-2	7	28-10-0	8-5-0	Gayan, S (L 4-2)	1826	1:52
* Apr 16, 2022	at #6 Arkansas	w 10-7	7	29-10-0	9-5-0	Spangler, T (W 5-0)	2351	2:33
* Apr 17, 2022	at #6 Arkansas	L 0-8	6	29-11-0	9-6-0	Stoddard, M (L 5-4)	1652	1:54
Apr 20, 2022	at Eastern Kentucky	w 10-7	7	30-11-0	9-6-0	Spangler, T (W 6-0)	584	2:26
* Apr 23, 2022	MISSOURI	L 0-13	5	30-12-0	9-7-0	Gayan, S (L 4-3)	1508	1:37
* Apr 24, 2022	MISSOURI	L 7-8	7	30-13-0	9-8-0	Spangler, T (L 6-1)	1319	2:34
* Apr 25, 2022	MISSOURI	L 1-9	5	30-14-0	9-9-0	Schoonover (L 5-3)	849	1:48
Apr 26, 2022	NORTHERN KY.	w 14-0	5	31-14-0	9-9-0	Spangler, T (W 7-1)	965	1:37
* Apr 29, 2022	MISSISSIPPI ST.	w 7-3	7	32-14-0	10-9-0	Spangler, T (W 8-1)	1080	2:28
* Apr 30, 2022	MISSISSIPPI ST.	L 2-6	7	32-15-0	10-10-0	Lacatena, A (L 7-3)	1395	2:39
* May 01, 2022	MISSISSIPPI ST.	w 9-5	7	33-15-0	11-10-0	Schoonover (W 6-3)	1718	3:09
* May 06, 2022	at South Carolina	L 4-6	7	33-16-0	11-11-0	Schoonover (L 6-4)	1383	2:25
* May 07, 2022	at South Carolina	w 11-1	7	34-16-0	12-11-0	Spangler, T (W 9-1)	1557	2:30
* May 08, 2022	at South Carolina	w 13-5	5	35-16-0	13-11-0	Harrison, I (W 2-0)	1462	2:29
+ May 12, 2022	#5 FLORIDA	L 3-9	7	35-17-0	13-11-0	Spangler, T (L 9-2)	0	2:31
May 20, 2022	vs Miami (Ohio)	w 15-1	5	36-17-0	13-11-0	Schoonover (W 7-4)	1372	2:03
May 21, 2022	at #3 Virginia Tech	w 5-4	7	37-17-0	13-11-0	Lacatena, A (W 8-3)	1941	2:18
May 22, 2022	at #3 Virginia Tech	L 2-9	7	37-18-0	13-11-0	Lacatena, A (L 8-4)	1961	2:40
May 22, 2022	at #3 Virginia Tech	L 4-5	7	37-19-0	13-11-0	Schoonover (L 8-4)	1961	2:15

- * = Conference game
- # = Northern Lights (Leesburg, Fla.)
- \$ = Hillenbrand Invite (Tucson, Ariz.)
- & = FAU Classic (Boca Raton, Fla.)
- @ = John Cropp Classic (Lexington, Ky.)
- ^ = Bluegrass Classic (Lexington, Ky.)
- + = SEC Tournament (Gainesville, Fla.)
- () extra inning game



2022 SEC RECAP

2022 SEC FINAL STANDINGS

School	SEC	Pct.	ALL	Pct.	Home	Away	Neu.	Streak
Arkansas #§	19-5	.792	48-11	.814	28-6	13-3	7-2	L2
Alabama	16-8	.667	44-13	.772	25-6	11-6	8-1	L1
Tennessee	15-8	.652	41-18	.695	22-6	10-5	9-7	L2
Florida	13-11	.542	49-19	.721	26-12	16-5	7-2	L2
Kentucky	13-11	.542	37-19	.661	13-9	12-9	12-1	L2
LSU	13-11	.542	34-23	.596	23-9	9-8	2-6	L4
Missouri	12-11	.522	38-22	.633	16-9	8-8	14-5	L1
Georgia	12-12	.500	43-18	.705	29-8	7-8	7-2	L1
Ole Miss	12-12	.500	41-19	.683	19-6	9-9	13-4	L1
Auburn	11-13	.458	40-17	.702	28-4	7-10	5-3	L2
Mississippi State	10-14	.417	37-27	.578	25-12	7-11	5-4	L2
Texas A&M	6-18	.250	31-28	.525	24-9	2-16	5-3	L1
South Carolina	3-21	.125	26-30	.464	17-16	3-13	6-1	L3

- SEC Regular Season Champion; § - SEC Tournament Champion

2022 SEC HONORS

Player of the Year

KB Sides, Arkansas

Pitcher of the Year

Chenise Delce, Arkansas

Coach of the Year

Courtney Diefel, Arkansas

Freshman of the Year

Bri Ellis, Auburn

Scholar-Athlete of the Year

Renee Abernathy, Kentucky

First Team All-SEC

Montana Fouts, Alabama
 Ashley Prange, Alabama
 Chenise Delce, Arkansas
 Hannah Gammill, Arkansas
 Danielle Gibson, Arkansas
 Mary Haff, Arkansas
 Linnie Malkin, Arkansas
 KB Sides, Arkansas
 Maddie Penta, Auburn
 Skylar Wallace, Florida
 Lacey Fincher, Georgia
 Jayda Kearney, Georgia
 Sara Mosley, Georgia
 Erin Coffel, Kentucky
Kayla Kowalik, Kentucky
Lauren Johnson, Kentucky
 Ali Kilponen, LSU
 Mia Davidson, Mississippi State
 Kimberly Wert, Missouri
 Brooke Wilmes, Missouri
 Haley Lee, Texas A&M

Second Team All-SEC

Bailey Dowling, Alabama
 Ally Shipman, Alabama
 Hannah McEwen, Arkansas
 Bri Ellis, Auburn
 Cheyenne Lindsey, Florida
 Sydney Kuma, Georgia
Renee Abernathy, Kentucky
Tatum Spangler, Kentucky
 Clara Briggs, LSU
 Georgia Clark, LSU
 Danieca Coffey, LSU
 Taylor Pleasants, LSU
 Chloe Malau'ulu, Mississippi State
 Jenna Laird, Missouri
 Ivy Davis, Tennessee
 Erin Edmondson, Tennessee
 Kelcy Leach, Tennessee
 Kiki Milloy, Tennessee
 Zaida Puni, Tennessee
 Katie Dack, Texas A&M
 Makinzy Herzog, Texas A&M

SEC All-Defensive

P – Tatum Spangler, Kentucky
C – Kayla Kowalik, Kentucky
 1B – Danielle Gibson, Arkansas
 2B – Hannah Adams, Florida
 SS – Ivy Davis, Tennessee
 3B – Hannah Gammill, Arkansas
 LF – Casidy Chaumont, Missouri
 CF – Ciara Briggs, LSU
RF – Rylea Smith, Kentucky

2022 SEC TOURNAMENT RESULTS

Tuesday, May 10

G1: #12 Texas A&M 5, #13 South Carolina 3

Wednesday, May 11

G2: #11 Miss. St. 7, #6 LSU 4 F/9
 G3: #7 Missouri 1, #10 Auburn 0
 G4: #5 Florida 4, #12 Texas A&M 1
 G5: #6 #8 Ole Miss 9, #9 Georgia 5

Thursday, May 12

G6: #3 Tennessee 1, #11 Miss St. 0 (F/13)
 G7: #7 Missouri 3, #2 Alabama 0
G8: #5 Florida 9, #4 Kentucky 3
 G9: #1 Arkansas 3, #8 Ole Miss 0

Friday, May 13

G10: #7 Missouri 3, #2 Tennessee 0
 G11: #1 Arkansas 4, #5 Florida 1

Saturday, May 14

G12: #1 Arkansas 4, #7 Missouri 1





UK VS. ALL OPPONENTS

Opponent	W	L	T	First/Last Mtg.
Akron	4	2	0	1999/2002
Alabama	11	55	0	1997/2022
Albany	1	0	0	2016/2016
Arizona	2	2	0	2000/2022
Arizona State	2	5	0	2010/2020
Arkansas	27	35	0	1997/2022
Auburn	23	44	0	1998/2022
Austin Peay	4	0	0	2010/2011
Ball State	2	2	0	1998/2015
Baylor	0	6	0	1998/2014
Belmont	4	0	0	2002/2006
Bethune-Cookman	1	1	0	2002/2019
Birmingham Southern	1	0	0	2002/2002
Boise State	1	0	0	2020/2020
Bowling Green	2	0	0	2001/2005
Bradley	1	1	0	1998/2018
Brigham Young	1	1	0	2009/2009
Buffalo	1	0	0	2022/2022
Butler	6	0	0	2000/2016
California	4	3	0	2010/2019
Cal State Fullerton	3	0	0	2010/2018
Cal-Poly	1	1	0	2005/2013
Campbell	2	0	0	1998/2021
Canisius	1	1	0	1999/2009
Centenary	1	0	0	2009/2009
Central Florida	2	2	0	2008/2017
Central Michigan	1	0	0	2013/2013
Coastal Carolina	3	0	0	1999/2021
Colorado State	1	1	0	2006/2011
Columbia	1	0	0	2022/2022
Connecticut	3	1	0	2000/2017
Dartmouth	1	0	0	2020/2020
Dayton	9	3	0	1997/2021
DePaul	6	3	0	1997/2020
Detroit-Mercy	2	0	0	2020/2020
Drexel	2	0	0	1997/2017
Duke	1	0	0	2018/2018
East Carolina	0	1	0	1999/1999
Eastern Illinois	3	1	0	1998/2016
Eastern Kentucky	28	7	0	1997/2022
Evansville	5	6	0	1998/2017
Fairfield	1	0	0	2014/2014
Florida	15	55	0	1997/2022
Florida Atlantic	10	0	0	2010/2022
Florida A & M	5	0	0	2004/2017
Florida International	6	1	0	2002/2021
Florida State	2	2	0	2011/2015
Gardner-Webb	1	0	0	2004/2004
George Washington	1	0	0	2014/2014
Georgia	16	58	0	1997/2021
Georgia Southern	4	1	0	2011/2015
Georgia State	0	2	0	1999/2010
Georgia Tech	2	3	0	1998/2020
Georgetown	1	0	0	2013/2013
Harvard	1	0	0	2018/2018
Hawai'i	1	2	0	2008/2009
Hofstra	1	0	0	2019/2019
Houston	2	2	0	2003/2019
Howard	1	0	0	2013/2013
Illinois	4	1	0	2013/2019
Illinois-Chicago (UIC)	4	5	0	1998/2018
Illinois State	3	5	0	2002/2021
Indiana	13	8	0	1997/2018
Indiana State	2	0	0	1999/2006
Iowa	2	2	0	1997/2022
IUPUI	2	0	0	2007/2015
IPFW	1	0	0	2014/2014
Jacksonville	1	0	0	2022/2022
Jacksonville State	2	0	0	2010/2012
James Madison	2	0	0	2014/2019
Kansas	2	2	0	2004/2014
Kennesaw State	0	1	0	2015/2015
Kent State	13	3	0	1998/2022
La.-Lafayette	1	4	0	1999/2014
La.-Monroe	1	1	0	2000/2004
Lehigh	1	0	0	2016/2016
LSU	18	42	0	1998/2022
La. Tech	3	1	0	1998/2014
Liberty	6	0	0	2000/2022
Lipscomb	2	1	0	2010/2016
Long Beach State	4	3	0	2005/2022
LIU-Brooklyn	3	0	0	2012/2022
Louisville	22	20	0	2000/2022
Loyola Chigaco	1	0	0	2020/2020
Loyola-Marymount	3	1	0	2006/2022
Marshall	15	2	0	1997/2020
Memphis	2	1	0	2011/2017
Maryland	2	2	0	1999/2012
Miami (Ohio)	9	2	0	1997/2022
Michigan	4	6	0	2010/2022
Michigan State	1	0	0	2022/2022
Middle Tennessee State	6	2	0	1997/2020
Minnesota	3	1	0	2005/2020

Opponent	W	L	T	First/Last Mtg.
Mississippi	28	33	0	1997/2022
Mississippi State	31	31	0	1997/2022
Mississippi Valley State	1	0	0	2014/2014
Missouri	10	13	0	1997/2022
Missouri-Kansas City	2	0	0	2004/2012
Morehead State	24	1	0	1997/2021
Mt. St. Mary's	1	0	0	2021/2021
Murray State	4	0	0	2015/2019
New Mexico	1	1	0	2000/2016
New Mexico State	4	2	0	2001/2021
Nicholls State	2	1	0	1999/2012
North Carolina	3	1	0	1997/2019
North Carolina Central	2	0	0	2021/2021
North Carolina State	2	1	0	2012/2020
North Dakota State	2	0	0	2011/2018
North Florida	2	0	0	2011/2012
Northern Kentucky	4	0	0	2016/2022
North Texas	1	0	0	2004/2004
Northern Illinois	4	0	0	1998/2018
Northern Iowa	2	0	0	2004/2004
Northwestern	3	0	0	2015/2021
Notre Dame	7	2	0	2000/2021
Ohio	13	2	0	1998/2022
Ohio State	6	8	0	1999/2022
Oklahoma	1	8	0	2000/2022
Oklahoma State	1	4	0	1998/2019
Oregon	4	6	0	2003/2019
Oregon State	2	1	0	2013/2016
Pacific	1	1	0	2001/2012
Penn State	3	1	0	2000/2014
Pittsburgh	3	2	0	2010/2021
Portland State	0	1	0	2013/2013
Purdue	4	1	0	2000/2018
Radford	2	0	0	1998/2012
Sacramento State	1	0	0	2007/2007
St. Francis (Pa.)	1	0	0	2014/2014
Saint Mary's	1	0	0	2007/2007
St. Louis	2	0	0	1999/2019
Sam Houston State	2	0	0	1998/2019
Samford	6	0	0	1999/2021
San Diego	1	0	0	2016/2016
San Diego State	5	3	0	2005/2018
Santa Clara	1	0	0	2014/2014
SIUE	2	0	0	2011/2018
Stanford	1	0	0	2013/2013
Stephen F. Austin	4	2	0	1998/2012
South Carolina	36	40	0	1997/2022
South Dakota	1	0	0	2016/2016
South Florida	1	1	0	2005/2013
Southeast Missouri St. (SEMO)	2	2	0	1998/2018
Southern Illinois	4	1	0	1998/2019
Southern Miss.	1	2	0	1999/2007
Southwest Texas	0	2	0	2000/2002
Stanford	0	4	0	2003/2011
Stetson	4	0	0	2009/2021
Syracuse	1	0	0	2019/2019
Temple	1	0	0	1999/1999
Tennessee	16	48	0	1997/2021
Tennessee-Martin	1	0	0	2017/2017
Tennessee Tech	6	1	0	1999/2015
Texas	3	1	0	2002/2019
Texas-Arlington	0	0	1	2004/2004
Texas A&M	11	8	0	2014/2021
Texas-A&M-CC	1	1	0	2007/2012
Texas-San Antonio	3	2	0	2001/2004
Texas State	1	1	0	2005/2020
Texas Tech	1	3	0	2016/2019
Toledo	3	0	0	2008/2019
UAB	0	2	0	2012/2012
UCLA	3	7	0	2009/2019
UC-Davis	4	0	0	2007/2017
UC-Riverside	1	1	0	2007/2013
UC-Santa Barbara	1	0	0	2022/2022
UNC-Greensboro	2	1	0	1997/2021
UNC-Charlotte	0	1	0	2016/2016
UNLV	1	1	0	2006/2009
USC Upstate	1	0	0	2013/2013
Utah	2	2	0	2016/2019
UT-Chattanooga	5	6	0	1998/2011
Valparaiso	3	1	0	1997/2022
Virginia	1	0	0	2005/2005
Virginia Tech	5	6	0	2000/2022
Washington	2	3	0	2006/2019
Western Carolina	1	0	0	2010/2010
Western Illinois	1	0	0	2012/2012
Western Kentucky	16	8	0	2000/2021
Western Michigan	4	0	0	2010/2020
Wichita State	2	2	0	2002/2014
Winthrop	2	1	0	1999/2016
Wisconsin	1	0	0	2022/2022
Wright State	4	4	0	1997/2012
Youngstown State	4	0	0	2004/2006
Totals	754	717	1	



ALL-TIME RESULTS

2016 • 46-14 • 17-7 SEC

Feb. 12	No. 25 Notre Dame	N1	W, 10-7
Feb. 12	Oregon State	N1	L, 8-0
Feb. 13	No. 4 Oregon	N1	W, 8-6
Feb. 14	New Mexico	N1	W, 14-6
Feb. 15	No. 23 Utah	N1	W, 1-0
Feb. 15	at No. 20 Arizona St.	A	W, 5-3
Feb. 18	San Diego	N2	W, 5-1
Feb. 18	at San Diego St.	A	W, 5-1
Feb. 19	California	N2	L, 5-1
Feb. 20	South Dakota	N2	W, 10-0
Feb. 20	Texas Tech	N2	W, 10-0
Feb. 26	Lipscomb	N3	W, 4-0
Feb. 26	Miami (OH)	N3	W, 8-0
Feb. 27	Eastern Illinois	N3	W, 9-1
Feb. 27	at Chattanooga	A	W, 6-2
Feb. 28	Evansville	N3	W, 7-1
March 4	Albany	N4	W, 8-0
March 4	Lehigh	N4	W, 7-1
March 5	UNC Charlotte	N4	L, 5-3
March 5	at Winthrop	A	W, 11-0
March 6	at Winthrop	A	W, 8-0
March 9	Indiana	H	W, 3-1
March 11	at South Carolina	A	W, 8-2
March 12	at South Carolina	A	W, 5-1
March 13	at South Carolina	A	W, 4-0
March 16	at Marshall	A	W, 1-0
March 1	Ole Miss	H	L, 3-1
March 19	Ole Miss	H	W, 3-1
March 20	Ole Miss	H	W, 6-2
March 22	Northern Kentucky	H	W, 9-0
March 23	Murray State	H	W, 6-1
March 25	at Arkansas	A	W, 9-0
March 26	at Arkansas	A	W, 7-1
March 27	at Arkansas	A	W, 12-4
March 29	at Ohio	A	L, 1-0
March 29	at Ohio	A	W, 3-0
April 1	No. 3 Auburn	H	L, 9-0
April 2	No. 3 Auburn	H	L, 6-5
April 3	No. 3 Auburn	H	L, 3-1 (9)
April 9	at No. 8 LSU	A	W, 1-0
April 10	at No. 8 LSU	A	W, 3-0
April 11	at No. 8 LSU	A	W, 2-0
April 13	Eastern Kentucky	H	W, 2-1
April 15	No. 18 Missouri	H	W, 7-6
April 16	No. 18 Missouri	H	L, 9-2
April 17	No. 18 Missouri	H	W, 3-2
April 20	at Western Kentucky	A	W, 5-0
April 22	at No. 4 Alabama	A	W, 3-2
April 23	at No. 4 Alabama	A	L, 7-1
April 24	at No. 4 Alabama	A	L, 3-0
April 27	at Louisville	A	W, 2-1
May 6	Mississippi State	H	W, 3-2 (9)
May 7	Mississippi State	H	W, 1-0 (8)
May 8	Mississippi State	H	W, 4-0
May 12	No. 10 LSU	N5	L, 3-1
May 21	Butler	N6/H	W, 6-1
May 21	No. 25 Utah	N6/H	L, 3-0
May 21	Illinois	N6/H	W, 3-2
May 22	No. 25 Utah	N6/H	W, 4-0
May 22	No. 25 Utah	N6/H	L, 5-3

N1= Kajokawa Classic (Tempe, Ariz.); N2= Campbell/Cartier Classic (San Diego, Calif.); N3= Winthrop Invitational (Rock Hill, S.C.); N4= Chattanooga Frost Classic (Chattanooga, Tenn.); N5= SEC Tournament (Starkville, MS); N6= NCAA Tournament Regionals (Lexington).

2017 • 39-19 • 12-12 SEC

Feb. 10	vs. Florida A&M	N1	W, 4-2
Feb. 10	vs. Pitt	N1	L, 3-1 (8)
Feb. 11	vs. Pitt	N1	L, 6-3
Feb. 11	at UCF	N1	W, 6-3
Feb. 12	vs. Florida A&M	N1	W, 3-0
Feb. 15	at No. 5 UCLA	A	L, 6-2
Feb. 15	at No. 5 UCLA	A	W, 2-1 (11)
Feb. 17	vs. UC-Davis	N2	W, 4-1
Feb. 17	vs. No. 7 Oregon	N2	L, 5-4
Feb. 24	vs. UConn	N3	W, 4-2
Feb. 24	vs. Florida A&M	N3	W, 2-0
Feb. 25	vs. Memphis	N3	W, 9-1 (5)
Feb. 25	at Florida Atlantic	N3	W, 6-2
Feb. 26	vs. Memphis	N3	W, 12-0 (5)
March 3	vs. Northern Illinois	N4	W, 2-0
March 3	vs. Southern Illinois	N4	W, 7-1
March 4	vs. Illinois-Chicago	N4	W, 6-2
March 9	Dayton	H	W, 1-0
March 10	Evansville	H	W, 4-1
March 10	Drexel	H	W, 9-1
March 11	Kent State	H	W, 2-0
March 12	No. 15 Michigan	H	W, 5-1
March 18	at No. 16 Georgia	A	W, 2-1
March 19	at No. 16 Georgia	A	L, 7-5
March 20	at No. 16 Georgia	A	L, 3-1
March 24	vs. No. 22 Arkansas	H	W, 2-1
March 25	vs. No. 22 Arkansas	H	W, 7-5
March 25	vs. No. 22 Arkansas	H	W, 2-0
March 29	at Northern Kentucky	A	W, 2-1
March 31	at No. 24 Ole Miss	A	L, 7-1
April 1	at No. 24 Ole Miss	A	W, 1-0
April 2	at No. 24 Ole Miss	A	L, 4-0
April 7	No. 17 Tennessee	H	L, 9-0 (5)
April 8	No. 17 Tennessee	H	L, 5-2
April 9	No. 17 Tennessee	H	L, 9-4
April 12	at Louisville	A	W, 10-1 (6)
April 14	No. 3 Florida	H	L, 4-0
April 15	No. 3 Florida	H	W, 5-1
April 16	No. 3 Florida	H	L, 2-0
April 19	at Indiana	A	W, 6-2
April 21	at Mizzou	A	W, 6-2
April 22	at Mizzou	A	W, 4-0
April 23	at Mizzou	A	W, 10-8
April 25	at Eastern Kentucky	A	W, 5-0
April 26	at UT-Martin	A	W, 8-2
April 28	No. 4 Texas A&M	H	L, 4-2
April 29	No. 4 Texas A&M	H	W, 7-2
April 30	No. 4 Texas A&M	H	W, 7-4
May 5	at Mississippi St.	A	L, 6-2
May 6	at Mississippi St.	A	L, 5-3
May 7	at Mississippi St.	AW	10-7 (11)
May 10	vs. #23 South Carolina	N5	W, 7-3
May 11	vs. No. 8 Auburn	N5	L, 2-0
May 19	vs. DePaul	N6/H	W, 6-0
May 20	vs. Illinois	N6/H	W, 1-0
May 21	vs. Illinois	N6/H	W, 4-2
May 26	at No. 3 Oregon	N7/A	L, 4-0
May 27	at No. 3 Oregon	N7/A	L, 6-5

N1 = UCF Knights Invitational (Orlando, Fla.); N2 = Mary Nutter Classic (Palm Springs, Calif.); N3 = FAU Owls Invitational (Boca Raton, Fla.); N4 = Coach B Classic (Carbondale, Ill.); N5 = 2017 SEC Tournament (Knoxville, Tenn.); N6 = NCAA Regionals (Lexington, Ky.); N7 = NCAA Super Regionals (Eugene, Oregon)

2018 • 35-21 • 8-15 SEC

Feb. 10	at New Mexico State	A	L, 9-12
Feb. 10	at New Mexico State	A	L, 6-10
Feb. 11	at New Mexico State	A	W, 10-2
Feb. 15	at San Diego State	N1	W, 5-0
Feb. 16	vs. Cal State Fullerton	N1	W, 10-2
Feb. 17	vs. North Dakota State	N1	W, 2-0
Feb. 17	vs. Cal State Fullerton	N1	W, 11-0
Feb. 23	vs. No. 22 Minnesota	N2	L, 1-2
Feb. 23	vs. Duke	N2	W, 5-0
Feb. 24	vs. Bradley	N2	W, 11-6
Feb. 24	vs. Harvard	N2	W, 9-3
Feb. 25	vs. Purdue	N2	W, 5-3
March 1	vs. Dayton	H	W, 4-1
March 3	vs. Ohio	N3	W, 5-3
March 3	vs. Semo	N3	W, 4-2
March 4	vs. Semo	N3	W, 11-2
March 4	vs. Ohio	N3	W, 11-1
March 6	SIUE	H	W, 4-1
March 9	No. 2 Florida	A	L, 0-6
March 10	No. 2 Florida	A	L, 2-3
March 11	No. 2 Florida	A	L, 0-4
March 12	Northern Illinois	H	W, 8-4
March 14	Indiana	H	W, 15-2
March 17	No. 8 LSU	H	W, 4-1
March 18	No. 8 LSU	H	W, 2-0
March 23	at No. 11 Auburn	A	L, 1-3
March 24	at No. 11 Auburn	A	L, 0-1
March 25	at No. 11 Auburn	A	L, 4-6
March 31	No. 16 Alabama	H	L, 0-9
March 31	No. 16 Alabama	H	W, 11-6
April 1	No. 16 Alabama	H	L, 3-9
April 3	Eastern Kentucky	H	W, 10-0
April 4	Louisville	H	W, 8-0
April 6	Middle Tennessee St.	H	W, 12-1
April 6	Middle Tennessee St.	H	W, 10-1
April 10	at Eastern Kentucky	A	W, 1-0
April 13	at No. 9 Texas A&M	A	L, 2-9
April 14	at No. 9 Texas A&M	A	L, 3-4
April 15	at No. 9 Texas A&M	A	W, 3-2
April 18	at WKU	A	W, 7-1
April 20	No. 6 Georgia	H	L, 0-1
April 21	No. 6 Georgia	H	W, 4-2
April 22	No. 6 Georgia	H	L, 1-3
April 27	at No. 6 Tennessee	A	W, 9-8
April 28	at No. 6 Tennessee	A	W, 1-8
April 29	at No. 6 Tennessee	A	L, 0-6
May 4	No. 12 South Carolina	H	W, 7-5
May 6	No. 12 South Carolina	H	W, 8-4
May 6	No. 12 South Carolina	H	L, 3-9
May 9	vs. No. 15 Arkansas	N4	L, 1-3
May 19	vs. Illinois-Chicago	N5/H	W, 10-1
May 19	vs. Notre Dame	N5/H	W, 10-1
May 20	vs. Notre Dame	N5/H	W, 10-0
May 24	at No. 1 Oregon	N6/A	W, 9-6
May 25	at No. 1 Oregon	N6/A	L, 1-6
May 26	at No. 1 Oregon	N6/A	L, 1-11

N1 = Campbell/ Cartier Classic (San Diego.); N2 = Disney Citrus Classic (Orlando, Fla.); N3 = John Cropp Classic (Lexington, Ky.); N4 = 2018 SEC Tournament (Knoxville, Tenn.); N5 = NCAA Regionals (Lexington, Ky.); N6 = NCAA Super Regionals (Eugene, Oregon)

2019 • 36-24 • 14-10 SEC

Feb. 8	vs. Illinois	N1	L, 6-5 (8)
Feb. 8	at Houston	N1	L, 4-3
Feb. 9	vs. Sam Houston St.	N1	W, 6-0
Feb. 9	at Houston	N1	W, 13-1
Feb. 10	vs. Oklahoma St.	N1	L, 8-7
Feb. 14	vs. Oklahoma	N2	L, 9-1 (6)
Feb. 15	vs. Hofstra	N2	W, 8-0 (5)
Feb. 15	vs. Utah	N2	W, 13-2 (5)
Feb. 16	vs. Texas	N2	L, 4-3
Feb. 16	vs. Oregon	N2	W, 12-3 (6)
Feb. 17	vs. James Madison	N2	W, 6-1
Feb. 21	vs. North Carolina	N3	W, 1-0
Feb. 22	vs. Washington	N3	L, 4-2
Feb. 22	vs. Bethune-Cookman	N3	W, 10-2 (5)
Feb. 23	vs. California	N3	W, 5-0
Feb. 23	vs. UCLA	N3	L, 12-4 (5)
March 1	vs. St. Louis	N4	W, 10-0 (5)
March 2	vs. Southern Illinois	N4	W, 6-5
March 2	vs. Murray State	N4	W, 14-4
March 8	at South Carolina	A	W, 5-0
March 9	at South Carolina	A	W, 11-2
March 10	at South Carolina	A	W, 5-1
March 12	Miami	H	W, 9-1 (5)
March 13	Syracuse	H	W, 13-0 (5)
March 15	Mississippi State	H	W, 8-0 (5)
March 16	Mississippi State	H	W, 9-8
March 17	Mississippi State	H	W, 4-1
March 20	Marshall	A	W, 9-4
March 22	Missouri	H	L, 10-8
March 23	Missouri	H	L, 11-8
March 24	Missouri	H	L, 8-4
March 26	Western Kentucky	H	L, 4-1
March 29	Arkansas	A	L, 1-0
March 30	Arkansas	A	W, 16-2
March 31	Arkansas	A	L, 3-2
April 3	Eastern Kentucky	A	W, 11-5
April 5	Ole Miss	H	W, 11-4 (6)
April 6	Ole Miss	H	L, 8-4
April 6	Ole Miss	H	L, 6-2
April 9	Northern Kentucky	A	W, 13-0 (5)
April 12	LSU	A	W, 3-2
April 13	LSU	A	L, 5-0
April 14	LSU	A	L, 5-2
April 17	Louisville	A	L, 8-7
April 21	Auburn	H	W, 7-0
April 21	Auburn	H	W, 7-3
April 22	Auburn	H	W, 7-0
April 24	Eastern Kentucky	H	W, 10-2
April 26	Alabama	A	W, 4-1
April 27	Alabama	A	L, 3-1
April 28	Alabama	A	W, 3-2 (14)
May 4	Texas Tech	A	L, 7-5
May 5	Texas Tech	A	L, 9-6
May 10	Ole Miss	N5	W, 8-0 (5)
May 17	Toledo	H/N6	W, 7-2
May 18	Virginia Tech	H/N6	W, 8-1
May 19	Virginia Tech	H/N6	W, 11-1 (6)
May 24	Washington	A/N7	L, 3-0
May 25	Washington	A/N7	L, 5-0

N1 = Houston Invitational (Houston, Texas); N2 = St. Pete/Clearwater Elite Invitational (Clearwater, Fla.); N3 = Mary Nutter Collegiate Classic (Palm Springs, Calif.); N4 = Coach B Classic (Chattanooga, Tenn.); N5 = SEC Tournament (College Station, Texas) N6 = NCAA Regionals (Lexington, Ky.); N7 = NCAA Super Regionals (Seattle, Wash.)



ALL-TIME RESULTS

2020 • 20-4 • 2-1 SEC

Feb. 7	vs. Liberty	N1	W, 6-2
Feb. 7	vs. Texas State	N1	W, 2-1
Feb. 8	vs. NC State	N1	W, 6-2 (8)
Feb. 9	vs. Minnesota	N1	W, 7-0
Feb. 14	vs. Boise State	N2	W, 16-14
Feb. 14	at Arizona St.	N2	L, 3-2
Feb. 15	vs. Illinois St.	N2	W, 7-1
Feb. 15	at Arizona St.	N2	L, 7-5 (11)
Feb. 16	vs. Detroit	N2	W, 15-3
Feb. 19	at MTSU		W, 9-0 (5)
Feb. 21	vs. Georgia Tech	N3	W, 10-9
Feb. 21	at Samford	N3	W, 7-4
Feb. 22	vs. DePaul	N3	W, 10-1 (5)
Feb. 22	vs. Georgia Tech	N3	L, 7-1
Feb. 23	vs. DePaul	N3	W, 9-0 (6)
Feb. 28	vs. Loyola Chicago	N4	W, 10-2 (6)
Feb. 28	vs. FIU	N4	W, 17-1
Feb. 29	vs. Western Michigan	N4	W, 13-0
Feb. 29	vs. Detroit Mercy	N4	W, 22-0
March 1	vs. Dartmouth	N4	W, 4-0
March 7	vs. Texas A&M		W, 11-9
March 8	vs. Texas A&M		L, 6-5
March 9	vs. Texas A&M		W, 9-8
March 9	vs. Texas A&M		W, 16-15

Rest of season cancelled due to COVID-19 pandemic.

N1 = NFCA Lead-Off Classic (Clearwater, Fla.);
N2 = Tempe Classic (Tempe, Ariz.); N3 =
Samford Invitational (Birmingham, Ala.); N4 =
THE Spring Games (Orlando, Fla.)

2021 • 43-16 • 13-11 SEC

Feb. 12	at Samford		W, 4-0
Feb. 12	at Samford		W, 15-3
Feb. 13	at Samford		W, 12-9
Feb. 19	at UNC Greensboro		W, 7-2
Feb. 19	at UNC Greensboro		W, 14-4
Feb. 20	vs. NC Central	N1	W, 20-1
Feb. 20	at Campbell	N1	W, 11-3
Feb. 21	vs. NC Central	N1	W, 14-0
Feb. 21	vs. Mt. St. Mary's	N1	W, 10-0
Feb. 26	vs. New Mexico St.	N2	W, 11-1
Feb. 26	vs. Florida Int'l	N2	W, 6-5
Feb. 27	vs. Stetson	N2	W, 7-0
Feb. 27	vs. New Mexico St.	N2	W, 10-1
Feb. 28	vs. Stetson	N2	W, 15-0
March 4	vs. Pitt	N3	W, 8-1
March 4	vs. Florida Atlantic	N3	W, 3-1
March 5	vs. Illinois St.	N3	W, 5-4
March 7	vs. Coastal Carolina	N3	W, 12-3
March 7	vs. Florida Atlantic	N3	W, 7-3
March 12	at Florida		L, 3-1
March 13	at Florida		L, 3-1
March 14	at Florida		W, 4-2
March 16	Eastern Kentucky		W, 6-5
March 20	Dayton DH-1		W, 3-1
March 20	Dayton DH-2		W, 3-1
March 24	at Western Kentucky		L, 2-1
March 27	Alabama		L, 11-6
March 28	Alabama		W, 4-2
March 29	Alabama		W, 5-4
March 31	Morehead St.		W, 13-1
April 2	at Tennessee		L, 6-1
April 3	at Tennessee		W, 13-2
April 4	at Tennessee		L, 6-2
April 11	Georgia		W, 11-3
April 11	Georgia		L, 9-8
April 12	Georgia		L, 5-2
April 14	at Eastern Kentucky		W, 12-4
April 16	at Auburn		L, 5-3
April 17	at Auburn		L, 4-2
April 18	at Auburn		W, 5-1
April 21	Louisville		W, 6-5
April 23	LSU		W, 7-5
April 25	LSU		L, 10-7
April 25	LSU		L, 10-4
April 30	at Texas A&M		W, 5-1
May 1	at Texas A&M		W, 2-1
May 2	at Texas A&M		W, 5-1
May 7	South Carolina		W, 4-3
May 8	South Carolina		W, 6-3
May 9	South Carolina		W, 3-2
May 12	Georgia	N4	W, 3-0
May 13	Alabama	N4	L, 5-1
May 21	Northwestern	N5	W, 3-2
May 22	Notre Dame	N5	L, 12-3
May 22	Northwestern	N5	W, 7-2
May 23	Notre Dame	N5	W, 7-0
May 23	Notre Dame	N5	W, 4-0
May 28	at Alabama	N6	L, 4-3
May 29	at Alabama	N6	L, 4-1

N1 = Campbell Classic (Bouys Creek, NC);
N2 = THE Spring Games (Orlando, Fla.); N3 =
FAU Classic (Boca Raton, Fla.); N4 = SEC
Tournament (Tuscaloosa, Ala.); N5 = NCAA
Regionals (Lexington, Ky.); N6 = NCAA Super
Regionals (Tuscaloosa, Ala.)

2022 • 39-19 • 13-11 SEC

Feb. 10	vs. Wisconsin	N1	W, 5-2
Feb. 11	vs. Michigan St.	N1	W, 7-0
Feb. 11	vs. Liberty	N1	W, 3-1
Feb. 12	vs. Iowa	N1	W, 11-3 (5)
Feb. 13	vs. Virginia Tech	N1	L, 6-1
Feb. 18	vs. UC Santa Barbara	N2	W, 23-0 (5)
Feb. 18	vs. Long Beach St.	N2	W, 5-0
Feb. 19	vs. LMU	N2	W, 7-6 (8)
Feb. 19	at Arizona	N2	W, 7-6
Feb. 20	vs. UC Santa Barbara	N2	W, 11-1
Feb. 24	vs. Jacksonville	N3	W, 12-4 (5)
Feb. 24	at Florida Atlantic	N3	W, 7-3
Feb. 25	vs. Columbia	N3	W, 8-0 (5)
Feb. 25	vs. LIU	N3	W, 10-2 (5)
March 3	Michigan	4	L, 8-0 (5)
March 4	Drake	4	W, 10-5
March 4	Michigan	4	W, 9-2
March 5	Kent State	4	W, 9-1 (6)
March 10	Ohio	5	W, 16-8 (5)
March 11	Buffalo	5	W, 7-0
March 12	Valpo	5	W, 10-2 (5)
March 16	at Miami (OH)		L, 7-5
March 18	at Alabama		L, 4-2
March 19	at Alabama		L, 3-2
March 20	at Alabama		W, 9-4
March 22	Oklahoma		L, 9-1 (5)
March 25	Auburn		W, 11-3
March 26	Auburn		L, 6-3
March 27	Auburn		W, 5-4
March 29	Ohio State		L, 3-0
April 1	at LSU		W, 5-3
April 2	at LSU		W, 8-5
April 3	at LSU		W, 5-3
April 8	Ole Miss		L, 7-6
April 10	Ole Miss (1)		W, 6-2
April 10	Ole Miss (2)		W, 8-2
April 12	Louisville,		W, 9-0 (5)
April 15	at Arkansas		L, 2-1
April 16	at Arkansas		W, 10-7
April 17	at Arkansas		L, 8-0 (5)
April 20	at Eastern Kentucky		W, 10-7
April 23	Missouri		L, 13-0 (5)
April 24	Missouri		L, 8-7
April 25	Missouri		L, 9-1 (5)
April 26	Northern Kentucky		W, 14-0 (5)
April 29	Mississippi St.		W, 7-3
April 30	Mississippi St.		L, 6-2
May 1	Mississippi St.		W, 9-5
May 6	South Carolina		L, 6-4
May 7	South Carolina		W, 11-1 (5)
May 8	South Carolina		W, 13-5 (5)
May 12	Florida	N6	L, 9-3
May 20	Miami (OH)	N7	W, 15-1 (5)
May 21	at Virginia Tech	N7	W, 5-4
May 22	at Virginia Tech	N7	L, 9-2
May 23	at Virginia Tech	N7	L, 5-4

N1 = Northern Lights/Southern Nights (Leesburg, Fla.); N2 = Hillenbrand Invite (Tucson, Ariz.); N3 = FAU Softball Classic (Boca Raton, Fla.); 4 = John Cropp Classic (Lexington); 5 = Kentucky Classic (Lexington); N6 = SEC Softball Tournament (Gainesville, Fla.); N7 = NCAA Regionals (Blacksburg, Va.)



ALL-TIME HONORS

Frank G. Hamm "Society of Character" Inductees

1999 - Michelle Bucci
 1999 - Tiffany Kruse
 2000 - Sarah Snider
 2000 - Tracie Potts
 2001 - Angie Dal Pozzo
 2001 - Andrea Eilertson
 2001 - Beth Fogle
 2001 - Leslie Kwiatkowski
 2002 - Sandi Dengler
 2002 - Jennifer Howland
 2003 - Nikki Jones
 2003 - Lyndsey Angus
 2005 - Jessica Nance
 2005 - Meghan Cooper
 2006 - Ashley Fertic
 2006 - Megan Glenn
 2006 - Amy Kendall
 2008 - Ashley Dimkich
 2009 - Natalie Smith
 2010 - Sam. DeMartine
 2010 - Molly Johnson
 2011 - Meagan Aull
 2011 - Megan Yocke
 2012 - Macy Allen
 2012 - Ashleigh Gustafson
 2012 - Rachel Riley
 2013 - Kara Dill
 2014 - Ginny Carroll
 2014 - Lauren Cumbess
 2014 - Emily Jolly
 2016 - Kelsey Nunley
 2016 - Maisie Steed
 2016 - Christian Stokes
 2017 - Meagan Prince
 2017 - Breanne Ray
 2017 - Shannon Smith
 2018 - Brooklin Hinz
 2018 - Katie Reed
 2018 - Erin Rethlake
 2019 - Abbey Cheek
 2019 - Sarah Rainwater
 2019 - Jenny Schaper
 2020 - Autumn Humes
 2020 - Alex Martens
 2020 - Larissa Spellman
 2020 - Bailey Vick
 2021 - Renee Abernathy
 2021 - Grace Baalman
 2021 - Lauren Johnson
 2021 - Mallory Peyton
 2022 - Jaci Babbs
 2022 - Emmy Blane
 2022 - Tatum Spangler

"Omicrom Delta Kappa National Leadership Honor Society" Inductees

1999 - Michelle Bucci
 1999 - Sarah Snider
 2000 - Jennifer Howland
 2001 - Morgan Marr
 2005 - Amy Kendall
 2005 - Ashley Fertic
 2006 - Jenny Sibert
 2007 - Ashley Dimkich
 2008 - Samantha Allen
 2008 - Megan Jolly
 2010 - Meagan Aull
 2010 - Molly Johnson
 2010 - Natalie Smith

SEC Academic Honor Roll

1997
 Michelle Bucci
 Lorie Horner
 Lyndsey Houser
 Susan Moore

1998
 Michelle Bucci

Keary Camunas
 Lorie Horner
 Lyndsey Houser
 Tiffany Kruse
 Leslie Kwiatkowski
 Susan Moore
 Sarah Snider
1999
 Michelle Bucci
 Keary Camunas
 Tiffany Kruse
 Leslie Kwiatkowski
 Sarah Snider

2000
 Colleen Boddy
 Michelle Bucci
 Keary Camunas
 Angie Dal Pozzo
 Sandi Dengler
 Beth Fogle
 Jennifer Howland
 Tiffany Kruse
 Leslie Kwiatkowski
 Tracie Potts
 Sarah Snider

2001
 Colleen Boddy
 Michelle Bucci
 Angie Dal Pozzo
 Sandi Dengler
 Beth Fogle
 Jennifer Howland
 Tiffany Kruse
 Leslie Kwiatkowski
 Tracie Potts
 Sarah Snider

2002
 Lyndsey Angus
 Angie Dal Pozzo
 Sandi Dengler
 Beth Fogle
 Jennifer Howland
 Tiffany Kruse
 Leslie Kwiatkowski
 Morgan Marr
 Bethany Wiegand

2003
 Lyndsey Angus
 Angela Dal Pozzo
 Sandi Dengler
 Beth Fogle
 Rachel Friberg
 Jennifer Howland
 Nikki Jones
 Morgan Marr

2004
 Meghan Cooper
 Rachel Friberg
 Amy Kendall
 Lori Melchi

2005
 Katie Campbell
 Meghan Cooper
 Ashley Fertic
 Gina Florence
 Megan Glenn
 Amber Janneck
 Amy Kendall
 Emily Marks
 Brooke Marnitz
 Lori Melchi
 Jessica Nance
 Gretchen Prugh
 Jenny Sibert

2006

Samantha Allen
 Meghan Cooper
 Ashley Dimkich
 Ashley Fertic
 Gina Florence
 Megan Glenn
 Amy Kendall
 Brooke Marnitz
 Lori Melchi
 Jenny Sibert

2007
 Samantha Allen
 Becky Bishop
 Lindsay Brogdon
 Ashley Dimkich
 Elizabeth Fadde
 Ashley Fertic
 Gina Florence
 Brooke Marnitz
 Katie Campbell
 Jenny Sibert
 Natalie Smith
 Jennifer Young

2008
 Samantha Allen
 Meagan Aull
 Lindsay Brogdon
 Ashley Dimkich
 Molly Johnson
 Megan Jolly
 Katei McCarty
 Annie Rowlands
 Natalie Smith
 Megan Yocke

2009
 Jessica Adkins
 Macy Allen
 Chanda Bell
 Ashleigh Gustafson
 Molly Johnson
 Destinee Mordecai
 Kristen O'Haver
 Rachel Riley
 Annie Rowlands
 Natalie Smith

2010
 Jessica Adkins
 Macy Allen
 Meagan Aull
 Chanda Bell
 Samantha DeMartine
 Kara Dill
 Ashleigh Gustafson
 Molly Johnson
 Destinee Mordecai
 Alice O'Brien
 Rachel Riley
 Annie Rowlands
 Erika Silence
 Natalie Smith
 Megan Yocke
 Jennifer Young

2011
 Macy Allen
 Meagan Aull
 Ginny Carroll
 Brittany Cervantes
 Samantha DeMartine
 Kara Dill
 Emily Gaines
 Ashleigh Gustafson
 Emily Jolly
 Aubrey Lamar
 Alice O'Brien
 Rachel Riley
 Annie Rowlands
 Erika Silence

Krystal Smith
 Megan Yocke
 Ellen Weaver

2012
 Macy Allen
 Chanda Bell
 Ginny Carroll
 Brittany Cervantes
 Lauren Cumbess
 Kara Dill
 Emily Gaines
 Ashleigh Gustafson
 Emily Jolly
 Aubrey Lamar
 Alice O'Brien
 Rachel Riley
 Erika Silence
 Krystal Smith
 Ellen Weaver
 Lindsay Griggs
 Kara Howard
 Griffin Joiner

2013
 Ginny Carroll
 Lauren Cumbess
 Kara Dill
 Sarah Frazer
 Emily Gaines
 Griffin Joiner
 Emily Jolly
 Krystal Smith
 Ellen Weaver
 Katie Henderson
 Kelsey Nunley
 Darington Richardson
 Nikki Sagermann
 Sylver Samuel
 Ansley Smith
 Maisie Steed
 Christian Stokes

2014
 Ginny Carroll
 Lauren Cumbess
 Sarah Frazer
 Emily Gaines
 Kara Howard
 Griffin Joiner
 Emily Jolly
 Kelsey Nunley
 Darington Richardson
 Nikki Sagermann
 Sylver Samuel
 Ansley Smith
 Krystal Smith
 Maisie Steed
 Christian Stokes
 Meagan Prince
 Breanne Ray
 Shannon Smith

2015
 Haley Andrus
 Brooklin Hinz
 Kara Howard
 Griffin Joiner
 Stephanie Martino
 Kelsey Nunley
 Meagan Prince
 Buzz Ray
 Erin Rethlake
 Darington Richardson
 Nikki Sagermann
 Sylver Samuel
 Ansley Smith
 Shannon Smith
 Maisie Steed
 Christian Stokes

2016

Brooklin Hinz
 Stephanie Martino
 Kelsey Nunley
 Meagan Prince
 Breanne Ray
 Erin Rethlake
 Nikki Sagermann
 Sylver Samuel
 Ansley Smith
 Shannon Smith
 Maisie Steed
 Christian Stokes

2017
 Abbey Cheek
 Kelsee Henson
 Brooklin Hinz
 Hannah Huffman
 Madison Kearschner
 Meagan Prince
 Sarah Rainwater
 Breanne Ray
 Katie Reed
 Erin Rethlake
 Jenny Schaper
 Shannon Smith

2018
 Abbey Cheek
 Kelsee Henson
 Brooklin Hinz
 Hannah Huffman
 Alex Martens
 Kierston Moore
 Sarah Rainwater
 Katie Reed
 Erin Rethlake
 Ashley Ruiz
 Jenny Schaper
 Larissa Spellman
 Bailey Vick

2019
 Grace Baalman
 Abbey Cheek
 Kelsee Henson
 Autumn Humes
 Lauren Johnson
 Alex Martens
 Mallory Peyton
 Sarah Rainwater
 Katie Reed
 Jenny Schaper
 Larissa Spellman
 Bailey Vick

2020
 Renee Abernathy
 Grace Baalman
 Jaci Babbs
 Emma Boitnott
 Autumn Humes
 Lauren Johnson
 Kayla Kowalik
 Alex Martens
 Mallory Peyton
 Meghan Schorman
 Tatum Spangler
 Larissa Spellman
 Bailey Vick

2021
 Renee Abernathy
 Grace Baalman
 Jaci Babbs
 Emmy Blane
 Emma Boitnott
 Sloan Gayan
 Autumn Humes
 Lauren Johnson
 Kayla Kowalik
 Cassie Lindmark



ALL-TIME HONORS

Mallory Peyton
Tatum Spangler
Miranda Stoddard

2022

Renee Abernathy
Jaci Babbs
Emmy Blane
Emma Boitnott
Erin Coffel
Victoria Fragoso
Sloan Gayan
Lauren Johnson
Kayla Kowalik
Vanessa Nesby
Rylea Smith
Stephanie Schoonover
Tatum Spangler
Miranda Stoddard
Kennedy Sullivan
Erica Thulen

GTE Academic All-America

Second Team

2000 - Leslie Kwiatkowski
2001 - Angie Dal Pozzo
2002 - Beth Fogle
2003 - Lyndsey Angus

GTE Academic All-America All-District IV

First Team

1999 - Leslie Kwiatkowski
2001 - Leslie Kwiatkowski
2001 - Angie Dal Pozzo
2002 - Angie Dal Pozzo
2002 - Beth Fogle
2003 - Lyndsey Angus

Second Team

2000 - Angie Dal Pozzo
2000 - Beth Fogle
2004 - Meghan Cooper

SEC Scholar-Athlete of Year

2011 - Meagan Aull
2018 - Katie Reed
2019 - Katie Reed
2020 - Bailey Vick
2022 - Renee Abernathy

ESPN The Magazine Academic All-America All-District IV

First Team

2006 - Meghan Cooper
2007 - Brooke Marnitz

Second Team

2006 - Ashley Fertic
2006 - Brooke Marnitz
2007 - Ashley Fertic
2008 - Ashley Dimkich

CoSIDA Academic All-America

2011 - Meagan Aull
2017 - Breanne Ray
2018 - Bailey Vick, Katie Reed
2019 - Katie Reed, Jenny Schaper
2021 - Kayla Kowalik, Renee Abernathy
2022 - Renee Abernathy

CoSIDA Academic All-District

2013 - Kara Dill
2014 - Griffin Joiner
2014 - Lauren Cumbess
2014 - Emily Gaines
2015 - Griffin Joiner, Breanne Ray
2016 - Breanne Ray
2017 - Breanne Ray, Katie Reed
2018 - Katie Reed, Bailey Vick
2019 - Katie Reed, Jenny Schaper, Abbey Cheek

2021 - Kayla Kowalik, Renee Abernathy, Grace Baalman
2022 - Renee Abernathy, Lauren Johnson, Kayla Kowalik

NFCA All-America

First Team

2016 - Kelsey Nunley
2019 - Abbey Cheek (unanimous)
2021 - Kayla Kowalik

Second Team

2009 - Molly Johnson
2021 - Erin Coffel

Third Team

2017 - Katie Reed

NFCA National Player of the Year

2019 - Abbey Cheek

NFCA All-Region Team

2000 - Leslie Kwiatkowski
2002 - Nikki Jones
2003 - Nikki Jones
2007 - Brooke Marnitz
2009 - Molly Johnson
2009 - Megan Yocke
2010 - Molly Johnson
2010 - Megan Yocke
2011 - Meagan Aull (2nd)
2011 - Brittany Cervantes (2nd)
2011 - Kara Dill (2nd)
2011 - Rachel Riley (1st)
2011 - Megan Yocke (1st)
2013 - Lauren Cumbess (2nd)
2014 - Griffin Joiner (3rd)
2014 - Kelsey Nunley (3rd)
2014 - Nikki Sagermann (3rd)
2014 - Lauren Cumbess (3rd)
2015 - Kelsey Nunley (3rd)
2015 - Griffin Joiner (3rd)
2016 - Kelsey Nunley (2nd)
2016 - Meagan Prince (3rd)
2016 - Abbey Cheek (3rd)
2017 - Katie Reed (2nd)
2018 - Bailey Vick (3rd)
2019 - Abbey Cheek (1st)
2019 - Alex Martens (2nd)
2019 - Jenny Schaper (2nd)
2019 - Katie Reed (3rd)
2021 - Kayla Kowalik (1st)
2021 - Erin Coffel (2nd)
2021 - Autumn Humes (2nd)
2021 - Renee Abernathy (3rd)
2022 - Erin Coffel (1st)
2022 - Kayla Kowalik (1st)
2022 - Lauren Johnson (3rd)
2022 - Renee Abernathy (3rd)

All-SEC Honors

First Team

2000 - Leslie Kwiatkowski
2001 - Lyndsey Angus
2002 - Lyndsey Angus
2002 - Nikki Jones
2009 - Molly Johnson
2010 - Molly Johnson
2011 - Megan Yocke
2012 - Brittany Cervantes
2016 - Kelsey Nunley
2017 - Katie Reed
2019 - Abbey Cheek
2019 - Jenny Schaper
2022 - Kayla Kowalik
2022 - Erin Coffel
2022 - Lauren Johnson

Second Team

2000 - Tiffany Kruse
2001 - Nikki Jones
2002 - Beth Fogle

2003 - Lyndsey Angus
2003 - Nikki Jones
2007 - Brook Marnitz
2008 - Molly Johnson
2009 - Megan Yocke
2010 - Megan Yocke
2011 - Meagan Aull
2011 - Kara Dill
2012 - Kara Dill
2013 - Griffin Joiner
2014 - Kelsey Nunley
2014 - Nikki Sagermann
2018 - Katie Reed
2019 - Katie Reed
2021 - Erin Coffel
2021 - Kayla Kowalik
2022 - Renee Abernathy
2022 - Tatum Spangler

Defensive Team

2010 - Molly Johnson
2010 - Megan Yocke
2012 - Brittany Cervantes
2013 - Griffin Joiner
2014 - Griffin Joiner
2015 - Griffin Joiner
2016 - Maisie Steed
2016 - Christian Stokes
2017 - Bailey Vick
2018 - Katie Reed
2019 - Katie Reed
2019 - Abbey Cheek
2019 - Jenny Schaper
2022 - Tatum Spangler
2022 - Rylea Smith
2022 - Lauren Johnson

Freshman Team

2004 - Amber Janneck
2006 - Megan Miller
2007 - Natalie Smith
2007 - Molly Johnson
2008 - Meagan Aull
2008 - Megan Yocke
2009 - Chanda Bell
2009 - Brittany Cervantes
2011 - Emily Jolly
2012 - Griffin Joiner
2013 - Kelsey Nunley
2016 - Abbey Cheek
2017 - Alex Martens
2017 - Bailey Vick
2018 - Grace Baalman
2019 - Kayla Kowalik
2021 - Erin Coffel

SEC Coach of the Year

2000 - Beth Pruitt
2016 - Rachel Lawson

SEC Player of the Year

2019 - Abbey Cheek

SEC Pitcher of the Year

2016 - Kelsey Nunley

National Players of the Week

Louisville Slugger/NFCA
2012 - Chanda Bell
2014 - Griffin Joiner

USA Softball

2009 - Molly Johnson
2011 - Megan Yocke

SEC Players of the Week

SEC Pitcher of the Week

2000 - Keary Camunas
2012 - Chanda Bell (twice)
2012 - Lauren Cumbess
2013 - Kelsey Nunley
2015 - Kelsey Nunley (twice)

2016 - Kelsey Nunley (twice)
2016 - Meagan Prince
2019 - Autumn Humes (twice)

SEC Player of the Week

2000 - Lyndsey Angus
2000 - Leslie Kwiatkowski
2001 - Lyndsey Angus
2001 - Beth Fogle
2003 - Crystalie Wolfe
2007 - Brook Marnitz
2009 - Molly Johnson
2010 - Brittany Cervantes
2011 - Brittany Cervantes
2011 - Megan Yocke
2011 - Meagan Aull
2012 - Brittany Cervantes
2014 - Griffin Joiner
2018 - Abbey Cheek
2019 - Abbey Cheek
2020 - Bailey Vick
2021 - Autumn Humes
2022 - Erin Coffel (2x)
2022 - Renee Abernathy

SEC Freshman of the Week

2006 - Jessica Trueblood
2007 - Molly Johnson (twice)
2007 - Natalie Smith
2009 - Chanda Bell (twice)
2009 - Rachel Riley
2012 - Griffin Joiner
2013 - Kelsey Nunley
2013 - Christian Stokes
2014 - Shannon Smith
2016 - Katie Reed
2016 - Abbey Cheek
2017 - Bailey Vick (twice)
2018 - Grace Baalman
2018 - Mallory Peyton
2019 - Kayla Kowalik
2020 - Miranda Stoddard
2021 - Erin Coffel (twice)

SEC All-Tournament Team

2014 - Kelsey Nunley
2014 - Nikki Sagermann
2014 - Christian Stokes
2019 - Abbey Cheek
2019 - Autumn Humes

WCWS All-Tournament Team

2014 - Kelsey Nunley





CAREER RECORDS

Games Played

1. Leslie Kwiatkowski	254	(1998-2001)
Lauren Johnson	254	(2018-2022)
3. Tiffany Kruse	252	(1998-2001)
4. Griffin Joiner	249	(2012-2015)
Christian Stokes	249	(2013-2016)
6. Sylver Samuel	244	(2013-2016)
7. Nikki Sagermann	242	(2013-2016)
8. Andy Eilertson	239	(1999-2002)
9. Lauren Cumbess	236	(2011-2014)
Maisie Steed	236	(2013-2016)

HITTING

Hits

1. Leslie Kwiatkowski	285	(1998-2001)
2. Kayla Kowalik	273	(2019-Pres.)
3. Nikki Jones	268	(2000-2003)
4. Molly Johnson	264	(2007-2010)
5. Katie Reed	256	(2016-2019)
6. Lyndsey Angus	239	(2000-2003)
7. Abbey Cheek	228	(2016-2019)
8. Lauren Johnson	227	(2018-2022)
9. Tiffany Kruse	224	(1998-2001)
Natalie Smith	224	(2007-2010)

Runs Batted In

1. Abbey Cheek	202	(2016-2019)
2. Alex Martens	181	(2017-2020)
3. Brittany Cervantes	161	(2009-2012)
4. Mallory Peyton	152	(2018-2021)
5. Griffin Joiner	143	(2012-2015)
6. Leslie Kwiatkowski	137	(1998-2001)
Lauren Johnson	137	(2018-2022)
8. Molly Johnson	135	(2007-2010)
Erin Coffel	127	(2021-Pres)
10. Jenny Schaper	122	(2016-2019)

Batting Average (min. 200 at bats)

1. Kayla Kowalik	.419	(2019-Pres.)
2. Molly Johnson	.389	(2007-2010)
3. Nikki Jones	.365	(2000-2003)
4. Lyndsey Angus	.360	(2000-2003)
5. Leslie Kwiatkowski	.351	(1998-2001)
6. Katie Reed	.345	(2016-2019)
Abbey Cheek	.345	(2016-2019)
8. Lauren Johnson	.334	(2018-2022)
9. Alex Martens	.323	(2017-2020)
10. Kara Dill	.330	(2010-2013)

Doubles

1. Molly Johnson	56	(2007-2010)
2. Leslie Kwiatkowski	47	(1998-2001)
3. Lyndsey Angus	44	(2000-2003)
4. Brittany Cervantes	42	(2009-2012)
Tiffany Kruse	42	(1998-2001)
Griffin Joiner	42	(2012-2015)
7. Katie Reed	41	(2016-2019)
Alex Martens	41	(2017-2020)
9. Lauren Johnson	39	(2018-2022)
10. Angie Del Pozzo	38	(1999-2002)

Triples

1. Kayla Kowalik	21	(2019-Pres.)
2. Leslie Kwiatkowski	20	(1998-2001)
3. Tiffany Kruse	18	(1998-2001)

4. Nikki Jones	12	(2000-2003)
5. Meghan Cooper	10	(2002-2006)
Angie Del Pozzo	10	(1999-2002)
Molly Johnson	10	(2007-2010)
Megan Yocke	10	(2008-2011)
9. Kara Dill	9	(2010-2013)
Jessica Nance	9	(2002-2005)
Natalie Smith	9	(2007-2010)

Walks

1. Griffin Joiner	131	(2012-2015)
2. Megan Yocke	122	(2008-2011)
Nikki Sagermann	122	(2013-2016)
4. Brittany Cervantes	118	(2009-2012)
5. Abbey Cheek	116	(2016-2019)
6. Lyndsey Angus	98	(2000-2003)
7. Kayla Kowalik	96	(2019-Pres.)
8. Lauren Johnson	91	(2018-2022)
9. Destinee Mordecai	89	(2007-2010)
10. Maisie Steed	84	(2013-2016)

At-Bats

1. Leslie Kwiatkowski	811	(1998-2001)
2. Tiffany Kruse	764	(1998-2001)
3. Katie Reed	741	(2016-2019)
4. Nikki Jones	734	(2000-2003)
5. Griffin Joiner	700	(2012-2015)
6. Meagan Aull	691	(2008-2011)
7. Natalie Smith	681	(2007-2010)
8. Lauren Johnson	680	(2018-Pres.)
9. Molly Johnson	678	(2007-2010)
10. Christian Stokes	676	(2013-2016)

Runs Scored

1. Kayla Kowalik	214	(2019-Pres.)
2. Abbey Cheek	173	(2016-2019)
3. Lauren Johnson	168	(2018-Pres.)
4. Molly Johnson	161	(2007-2010)
5. Katie Reed	148	(2016-2019)
6. Leslie Kwiatkowski	145	(1998-2001)
7. Brittany Cervantes	139	(2009-2012)
8. Nikki Jones	138	(2000-2003)
9. Lyndsey Angus	136	(2000-2003)
Megan Yocke	136	(2008-2011)

Home Runs

1. Abbey Cheek	61	(2016-2019)
2. Brittany Cervantes	48	(2009-2012)
3. Mallory Peyton	43	(2018-2021)
4. Erin Coffel	36	(2021-Pres.)
5. Griffin Joiner	35	(2012-2015)
Molly Johnson	35	(2007-2010)
7. Nikki Sagermann	34	(2013-2016)
Alex Martens	34	(2017-2020)
9. Brooke Marnitz	31	(2004-2007)
10. Katie Campbell	30	(2004-2007)

Slugging Pct. (min. 200 at bats)

1. Erin Coffel	.762	(2021-Pres.)
2. Abbey Cheek	.678	(2016-2019)
3. Molly Johnson	.656	(2007-2010)
4. Mallory Peyton	.637	(2018-2021)
5. Alex Martens	.583	(2017-2020)
6. Brittany Cervantes	.577	(2009-2012)
7. Brooke Marnitz	.575	(2004-2007)

8. Nikki Sagermann	.523	(2013-Pres.)
9. Griffin Joiner	.519	(2012-2015)
10. Leslie Kwiatkowski	.518	(1998-2001)
Megan Yocke	.518	(2008-2011)

Total Bases

1. Abbey Cheek	454	(2016-2019)
2. Molly Johnson	445	(2007-2010)
3. Leslie Kwiatkowski	420	(1998-2001)
4. Kayla Kowalik	406	(2019-Pres.)
5. Brittany Cervantes	370	(2009-2012)
6. Katie Reed	367	(2016-2019)
7. Griffin Joiner	363	(2012-2015)
8. Alex Martens	341	(2017-2020)
9. Lyndsey Angus	338	(2000-2003)
10. Lauren Johnson	335	(2018-2022)

Stolen Bases

1. Sylver Samuel	84	(2013-2016)
2. Leslie Kwiatkowski	82	(1998-2001)
3. Meagan Aull	71	(2008-2011)
4. Beth Fogel	70	(1999-2002)
5. Molly Johnson	66	(2007-2010)
6. Kayla Kowalik	65	(2019-Pres.)
7. Jessica Nance	64	(2002-2005)
8. Kara Dill	57	(2010-2013)
Katie Reed	57	(2016-2019)
10. Bailey Vick	45	(2017-2020)

FIELDING

Fielding Pct. (min. 100 chances)

1. Jenny Schaper	.992	(2016-2019)
Griffin Joiner	.992	(2012-2015)
Megan Yocke	.992	(2008-2011)
4. Lauren Cumbess	.985	(2011-2014)
Jamie Dardis	.985	(2000-2002)
6. Maisie Steed	.984	(2013-2016)
7. Sam. DeMartine	.983	(2008-2011)
8. Lorie Horner	.982	(1997-2098)
Katie Campbell	.982	(2004-2007)
10. Alli Eckman	.981	(2005-2007)





CAREER RECORDS

Putouts

1. Griffin Joiner	1,557	(2012-2015)
2. Jenny Schaper	1,260	(2016-2019)
3. Megan Yocke	1,203	(2008-2011)
4. Megan Glenn	1,117	(2003-2006)
5. Maisie Steed	1,051	(2013-2016)
6. Sam. DeMartine	1,041	(2008-2011)
7. Andy Eilertson	1,038	(1999-2002)
8. Lauren Cumbess	931	(2011-2014)
9. Katie Campbell	664	(2004-2007)
10. Lyndsey Angus	662	(2000-2003)

Assists

1. Angie Del Pozzo	552	(1999-2002)
2. Katie Reed	532	(2016-2019)
3. Christian Stokes	517	(2013-2016)
4. Molly Johnson	510	(2007-2010)
5. Abbey Cheek	486	(2016-2019)
6. Rachel Friberg	475	(2001-2004)
7. Meghan Cooper	452	(2002-2006)
8. Nikki Sagermann	450	(2013-2016)
9. Nikki Jones	416	(2000-2003)
10. Brittany Cervantes	374	(2009-2012)

PITCHING

Appearances

1. Kelsey Nunley	171	(2013-2016)
2. Keary Camunas	158	(1997-2000)
3. Chanda Bell	143	(2009-2012)
4. Amy Kendall	133	(2003-2006)
5. Meagan Prince	122	(2013-2017)
6. Autumn Humes	107	(2018-2021)
7. Jennifer Howland	105	(1999-2002)
8. Grace Baalman	102	(2018-2021)
9. Rachel Riley	97	(2009-2012)
10. Amber Matousek	90	(2007-2010)

Innings Pitched

1. Kelsey Nunley	943.1	(2013-2016)
------------------	-------	-------------

2. Keary Camunas	897.2	(1997-2000)
3. Chanda Bell	724.0	(2009-2012)
4. Amy Kendall	586.0	(2003-2006)
5. Meagan Prince	525.1	(2014-2017)
6. Rachel Riley	477.1	(2009-2012)
7. Autumn Humes	477.0	(2018-2021)
8. Jennifer Howland	476.2	(1999-2002)
9. Amber Matousek	442.0	(2007-2010)
10. Grace Baalman	403.2	(2018-Pres.)

Games Started

1. Keary Camunas	137	(1997-2000)
2. Kelsey Nunley	117	(2013-2016)
3. Chanda Bell	105	(2009-2012)
4. Amy Kendall	84	(2003-2006)
5. Amber Matousek	77	(2007-2010)
6. Jennifer Howland	74	(1999-2002)
7. Autumn Humes	74	(2018-2021)
8. Meagan Prince	73	(2014-2017)
9. Grace Baalman	62	(2018-2021)
10. Morgan Marr	61	(2000-2002)

ERA (min. 100 IP)

1. Kelsey Nunley	1.96	(2013-2016)
2. Meagan Prince	2.37	(2014-2017)
3. Keary Camunas	2.49	(1997-2000)
4. Chanda Bell	2.55	(2009-2012)
5. Rachel Riley	2.68	(2009-2012)
6. Shannon Smith	2.75	(2014-2016)
7. Lauren Cumbess	2.83	(2011-2014)
8. Autumn Humes	2.86	(2018-2021)
9. Grace Baalman	2.93	(2018-2021)
10. Jessica Trueblood	2.99	(2006)

Opponent Batting Avg. (min. 250 batters faced)

1. Chanda Bell	.200	(2009-2012)
2. Shannon Smith	.202	(2014-2017)
3. Kelsey Nunley	.211	(2013-2016)
4. Lauren Cumbess	.215	(2011-2014)

5. Meagan Prince	.231	(2014-2017)
6. Gretchen Prugh	.238	(2004)
7. Grace Baalman	.245	(2018-2021)
8. Keary Camunas	.247	(1997-2000)
9. Autumn Humes	.249	(2018-2021)

Strikeouts

1. Chanda Bell	910	(2009-2012)
2. Kelsey Nunley	809	(2013-2016)
3. Keary Camunas	550	(1997-2000)
4. Meagan Prince	446	(2014-2017)
5. Autumn Humes	333	(2018-2021)
6. Amy Kendall	302	(2003-2006)
7. Grace Baalman	283	(2018-2021)
8. Rachel Riley	259	(2009-2012)
9. Lauren Cumbess	257	(2011-2014)
10. Amber Matousek	252	(2007-2010)

Wins

1. Kelsey Nunley	92	(2013-2016)
2. Chanda Bell	68	(2009-2012)
3. Meagan Prince	63	(2014-2017)
4. Keary Camunas	54	(1997-2000)
5. Autumn Humes	51	(2018-2021)
5. Rachel Riley	40	(2009-2012)
6. Grace Baalman	39	(2018-2021)
7. Amy Kendall	31	(2003-2006)
8. Lauren Cumbess	29	(2011-2014)
Morgan Marr	29	(2000-2002)
10. Amber Matousek	28	(2007-2010)

Saves

1. Kelsey Nunley	9	(2013-2016)
Meagan Prince	9	(2014-2017)
3. Chanda Bell	6	(2009-2012)
4. Keary Camunas	5	(1997-2000)



Chanda Bell



Lauren Cumbess



Rachel Riley



SINGLE SEASON RECORDS

Games Played

1. Joiner/Stokes/Sagermann/Samuel 69 (2014)
2. Lauren Cumbess 67 (2014)
Tiffany Kruse 67 (1999)
Leslie Kwiatkowski 67 (1999)
3. Jennifer Howland 66 (1999)
4. Andy Eilertson 65 (2000)
Nikki Jones 65 (2000)
Tiffany Kruse 65 (2000)
5. Leslie Kwiatkowski 64 (2000)

5. Lauren Cumbess 203 (2014)
6. Kara Dill 202 (2012)
Kayla Kowalik 202 (2021)
7. Jennifer Howland 201 (1999)
Leslie Kwiatkowski 201 (2000)
Lauren Cumbess 201 (2013)
10. Tiffany Kruse 199 (2000)

Hits

1. Kayla Kowalik 100 (2021)
2. Molly Johnson 81 (2009)
3. Leslie Kwiatkowski 80 (2000)
4. Leslie Kwiatkowski 77 (1999)
5. Kayla Kowalik 76 (2022)
7. Tiffany Kruse 72 (1999)
8. Katie Reed 71 (2017)
Kara Dill 71 (2012)
Nikki Jones 71 (2003)
Leslie Kwiatkowski 71 (1998)

Doubles

1. Molly Johnson 20 (2008)
2. Tiffany Kruse 16 (2000)
Leslie Kwiatkowski 16 (2001)
Katie Reed 16 (2019)
4. Brittany Cervantes 15 (2012)
Mallory Peyton 15 (2021)
5. Griffin Joiner 14 (2013)
Molly Johnson 14 (2009)
Lauren Johnson 14 (2019)
8. Christian Stokes 13 (2014)
Lyndsey Angus 13 (2002)
Alex Martens 13 (2017)
Jenny Schaper 13 (2019)
Abbey Cheek 13 (2019)

Triples

1. Kayla Kowalik 8 (2020)**
2. Tiffany Kruse 7 (2000)
3. Kayla Kowalik 6 (2021)
Angie Del Pozzo 6 (2001)
Leslie Kwiatkowski 6 (2000)
Leslie Kwiatkowski 6 (1998)
5. Kara Dill 5 (2012)
Nikki Jones 5 (2003)
Tiffany Kruse 5 (1999)
Megan Yocke 5 (2009)
Kayla Kowalik 5 (2019)

Home Runs

1. Brooke Marnitz 21 (2007)
2. Abbey Cheek 20 (2019)
Erin Coffel 20 (2022)
3. Abbey Cheek 18 (2018)
4. Erin Coffel 16 (2021)
5. Brittany Cervantes 15 (2011)
Renee Abernathy 15 (2022)
6. Renee Abernathy 13 (2021)
Nikki Sagermann 13 (2014)
Brittany Cervantes 13 (2012)
Molly Johnson 13 (2010)
Lauren Cumbess 13 (2013)
Alex Martens 13 (2019)
Mallory Peyton 13 (2019)
7. Kayla Kowalik 12 (2021)
Mallory Peyton 12 (2021)
Abbey Cheek 12 (2017)
Katie Campbell 12 (2007)
Amber Janneck 12 (2004)
Jenny Schaper 12 (2019)
8. Alex Martens 11 (2020)**
Griffin Joiner 11 (2015)
Megan Yocke 11 (2011)
9. Griffin Joiner 10 (2013, 2014)
Lauren Cumbess 10 (2014)
Meagan Aull 10 (2011)
Brittany Cervantes 10 (2010)
Brittany Cervantes 10 (2009)
Samantha DeMartine 10 (2011)
Abbey Cheek 10 (2016)
Taylor Ebbs 10 (2022)

HITTING

Batting Average

1. Bailey Vick .571 (2020)**
2. Alex Martens .507 (2020)**
3. Kayla Kowalik .495 (2021)
4. Nikki Jones .442 (2002)
5. Molly Johnson .433 (2009)
6. Abbey Cheek .428 (2019)
7. Erin Coffel .423 (2022)
8. Rylea Smith .420 (2020)**
8. Kayla Kowalik .420 (2022)
9. Molly Johnson .401 (2008)
10. Brooke Marnitz .399 (2007)
11. Leslie Kwiatkowski .398 (2000)
12. Nikki Jones .388 (2003)
13. Lyndsey Angus .384 (2003)
14. Mallory Peyton .379 (2020)**
15. Kara Dill .377 (2011)
16. Molly Johnson .375 (2010)

At-Bats

1. Nikki Jones 212 (2000)
2. Tiffany Kruse 208 (1999)
3. Leslie Kwiatkowski 207 (1999)
4. Leslie Kwiatkowski 206 (1998)



Abbey Cheek

Runs Batted In

1. Erin Coffel 68 (2022)
2. Alex Martens 66 (2019)
3. Brooke Marnitz 61 (2007)
4. Abbey Cheek 56 (2018)
Erin Coffel 56 (2021)
5. Abbey Cheek 53 (2019)
6. Brittany Cervantes 52 (2011)
Abbey Cheek 52 (2016)
7. Renee Abernathy 51 (2022)
8. Leslie Kwiatkowski 50 (2000)
Mallory Peyton 50 (2021)
10. Nikki Sagermann 49 (2014)
10. Renee Abernathy 48 (2021)



SINGLE SEASON RECORDS

Runs Scored

1. Kayla Kowalik	77	(2021)
2. Kayla Kowalik	57	(2022)
3. Brittany Cervantes	55	(2011)
4. Abbey Cheek	54	(2019)
5. Molly Johnson	53	(2009)
Lauren Johnson	53	(2022)
6. Kayla Kowalik	49	(2019)
7. Molly Johnson	48	(2010)
8. Megan Yocke	47	(2011)
Erin Coffel	47	(2021)
9. Katie Reed	45	(2018)
10. Kara Dill	44	(2011)
Erin Coffel	44	(2022)

Total Bases

1. Kayla Kowalik	159	(2021)
2. Erin Coffel	143	(2022)
3. Abbey Cheek	138	(2019)
4. Brooke Marnitz	137	(2007)
5. Molly Johnson	130	(2009)
6. Molly Johnson	125	(2010)
7. Erin Coffel	118	(2021)
8. Leslie Kwiatkowski	117	(1999)
9. Lauren Cumbess	116	(2013)
10. Leslie Kwiatkowski	115	(2000)
Abbey Cheek	115	(2018)

On-Base Pct.

1. Bailey Vick	.630	(2020)**
2. Abbey Cheek	.602	(2019)
3. Alex Martens	.589	(2020)**
4. Kayla Kowalik	.554	(2021)
5. Mallory Peyton	.517	(2020)**
6. Molly Johnson	.498	(2009)
Erin Coffel	.498	(2022)
7. Brittany Cervantes	.490	(2011)
8. Megan Yocke	.483	(2011)
9. Kayla Kowalik	.482	(2022)
10. Lyndsey Angus	.478	(2003)
11. Molly Johnson	.472	(2008)
12. Nikki Jones	.466	(2002)
13. Brooke Marnitz	.454	(2007)
14. Griffin Joiner	.451	(2014)
15. Molly Johnson	.450	(2010)
Erin Coffel	.450	(2021)

Slugging Pct.

1. Alex Martens	.987	(2020)**
2. Mallory Peyton	.970	(2020)**
3. Abbey Cheek	.908	(2019)
4. Brooke Marnitz	.895	(2007)
5. Erin Coffel	.871	(2022)
6. Kayla Kowalik	.787	(2021)
7. Abbey Cheek	.701	(2018)
Renee Abernathy	.701	(2022)
8. Molly Johnson	.695	(2009)
9. Molly Johnson	.679	(2010)
10. Brittany Cervantes	.677	(2011)
11. Molly Johnson	.669	(2008)
12. Katie Campbell	.640	(2007)

13. Becky Bishop	.632	(2007)
------------------	------	--------

Sacrifice Hits

1. Beth Fogle	13	(2001)
Megan Yocke	13	(2009)
3. Lorie Melchi	12	(2003)
Megan Yocke	12	(2010)
Katie Reed	12	(2018)
5. Sarah Rainwater	11	(2017)
Sylver Samuel	11	(2013, 2014)
Michelle Bucci	11	(1997)
Beth Fogle	11	(2000)
Jennifer Howland	11	(1999)
Stephanie Thompson	11	(1998)
Megan Yocke	11	(2008)

Sacrifice Flies

1. Tatum Spangler	6	(2021)
2. Erin Coffel	5	(2022)
Alice O'Brien	5	(2013)
Renee Abernathy	5	(2021)
4. Nikki Sagermann	4	(2014)
Lyndsey Angus	4	(2000)
Rachel Friberg	4	(2002)
Brooke Marnitz	4	(2004)
Mallory Peyton	4	(2021)

Stolen Bases

1. Beth Fogle	34	(1999)
2. Leslie Kwiatkowski	28	(2000)
3. Meagan Aull	26	(2009)
4. Molly Johnson	24	(2009)
5. Sylver Samuel	23	(2016)
Kayla Kowalik	23	(2021)
7. Leslie Kwiatkowski	22	(1999)
8. Sylver Samuel	21	(2013)
Kara Dill	21	(2012)
Jessica Nance	21	(2004)
11. Sylver Samuel	20	(2014, 2015)
Kara Dill	20	(2011)
Molly Johnson	20	(2010)

Walks

1. Abbey Cheek	64	(2019)
2. Brittany Cervantes	48	(2011)
3. Griffin Joiner	47	(2014)
Megan Yocke	47	(2011)
5. Griffin Joiner	36	(2015)
6. Nikki Sagermann	35	(2016)
7. Maisie Steed	34	(2013)
8. Brittany Cervantes	33	(2012)
9. Griffin Joiner	32	(2015)
10. Brooke Marnitz	31	(2006)

Hit by Pitch

1. Meghan Cooper	16	(2006)
2. Ansley Smith	15	(2014)
Erin Coffel	15	(2021)
4. Emily Gaines	13	(2014)
Mallory Peyton	13	(2019)
6. Griffin Joiner	12	(2012)

7. Renee Abernathy	10	(2021)
Molly Johnson	10	(2008)
Molly Johnson	10	(2009)
Molly Johnson	10	(2010)
Mallory Peyton	10	(2020)**
12. Ansley Smith	9	(2015)
Meagan Aull	9	(2009)
Samantha DeMartine	9	(2011)
Amber Janneck	9	(2005)
Leslie Kwiatkowski	9	(2001)

FIELDING

Putouts

1. Griffin Joiner	442	(2014)
2. Jenny Schaper	399	(2016)
3. Griffin Joiner	390	(2012)
4. Jamie Dardis	382	(2000)
Griffin Joiner	382	(2015)
6. Megan Yocke	369	(2010)
7. Megan Glenn	366	(2006)
8. Samantha DeMartine	363	(2009)

Assists

1. Christian Stokes	167	(2014)
Angie Dal Pozzo	167	(2001)
3. Katie Reed	158	(2018)
4. Abbey Cheek	155	(2018)
5. Abbey Cheek	152	(2017)
6. Lindsay Houser	148	(1998)
7. Angie Dal Pozzo	143	(1999)
Molly Johnson	143	(2009)
9. Nikki Sagermann	141	(2014)
Katie Reed	141	(2017)

Fielding Pct.

1. Griffin Joiner	1.000	(2015)
Emily Jolly	1.000	(2014)
Maisie Steed	1.000	(2014)
Meagan Aull	1.000	(2009)
Michelle Bucci	1.000	(1999)
Beth Fogle	1.000	(2002)
Jennifer Howland	1.000	(2001)
7. Griffin Joiner	.998	(2014)
8. Megan Yocke	.997	(2011)
Megan Yocke	.997	(2009)
Jenny Schaper	.997	(2017)

PITCHING

ERA (min. 10 appearances)

1. Kelsey Nunley	1.27	(2016)
2. Keary Camunas	1.68	(2000)
3. Meagan Prince	1.85	(2016)
4. Kelsey Nunley	1.88	(2014)
5. Erin Rethlake	1.95	(2017)
6. Lauren Cumbess	1.99	(2011)
7. Meagan Prince	1.82	(2017)
8. Lauren Cumbess	2.07	(2014)
9. Kelsey Nunley	2.14	(2013)
10. Chanda Bell	2.24	(2011)

Win-loss pct. (min. 10 appearances)



SINGLE SEASON RECORDS

1. Shannon Smith	1.000 (3-0)	(2016)
2. Ellen Weaver	.857 (6-1)	(2011)
3. Kelsey Nunley	.777 (21-6)	(2016)
Meagan Prince	.777 (21-6)	(2016)
5. Lauren Cumbess	.750 (6-2)	(2011)
6. Lauren Cumbess	.731 (30-11)	(2014)
7. Kelsey Nunley	.731 (30-11)	(2014)
8. Rachel Riley	.722 (13-5)	(2011)
9. Kelsey Nunley	.711 (27-11)	(2013)
10. Meagan Prince	.700 (21-9)	(2017)

Wins

1. Kelsey Nunley	30	(2014)
2. Kelsey Nunley	27	(2013)
3. Autumn Humes	22	(2021)
4. Meagan Prince	21	(2017)
Kelsey Nunley	21	(2016)
Meagan Prince	21	(2016)
Chanda Bell	19	(2009)
Keary Camunas	19	(2000)
9. Chanda Bell	18	(2010)
10. Morgan Marr	17	(2001)

Saves

1. Meagan Prince	5	(2017)
Kelsey Nunley	5	(2015)
3. Chanda Bell	4	(2012)
Keary Camunas	4	(1999)
Jessica Trueblood	4	(2006)
5. Kelsey Nunley	2	(2013)
Meghan Cooper	2	(2002)
Jennifer Young	2	(2007)
Meagan Prince	2	(2016)
Autumn Humes	2	(2019)
Autumn Humes	2	(2021)
Grace Baalman	2	(2021)

Innings Pitched

1. Kelsey Nunley	282.1	(2014)
2. Kelsey Nunley	268.2	(2013)
3. Keary Camunas	251.1	(1998)
4. Amy Kendall	229.0	(2003)
5. Keary Camunas	226.2	(1999)
6. Keary Camunas	225.2	(2000)
7. Chanda Bell	219.1	(2010)
8. Kelsey Nunley	211.0	(2015)
9. Morgan Marr	195.2	(2001)
10. Keary Camunas	194.0	(1997)

Appearances

1. Samantha Allen	49	(2005)
2. Kelsey Nunley	47	(2013)
3. Kelsey Nunley	45	(2014)
4. Keary Camunas	43	(1999)
5. Kelsey Nunley	42	(2015)
6. Autumn Humes	41	(2021)
Keary Camunas	41	(2000)
Meagan Prince	41	(2017)
9. Keary Camunas	40	(1998)
Amy Kendall	40	(2003)

Games Started

1. Keary Camunas	37	(1998)
------------------	----	--------

2. Kelsey Nunley	36	(2014)
Keary Camunas	36	(2000)
4. Chanda Bell	34	(2010)
Keary Camunas	34	(1999)
6. Amy Kendall	32	(2003)
7. Morgan Marr	31	(2001)
8. Kelsey Nunley	30	(2015)
Keary Camunas	30	(1997)
Autumn Humes	30	(2021)

Complete Games

1. Keary Camunas	33	(1998)
2. Kelsey Nunley	31	(2014)
3. Amy Kendall	29	(2003)
Keary Camunas	28	(2000)
5. Chanda Bell	26	(2010)
Keary Camunas	26	(1999)
Amber Matousek	26	(2008)
8. Jessica Trueblood	25	(2006)
Kelsey Nunley	25	(2013)
10. Keary Camunas	23	(1997)
Morgan Marr	23	(2001)

Shutouts

1. Keary Camunas	9	(2000)
2. Kelsey Nunley	7	(2014)
Kelsey Nunley	7	(2016)
Chanda Bell	7	(2011)
4. Keary Camunas	6	(1998)
5. Rachel Riley	5	(2010)
Meagan Prince	5	(2016)
6. Kelsey Nunley	4	(2015)
Chanda Bell	4	(2010)
Keary Camunas	4	(1999)
Jennifer Howland	4	(2000)
Rachel Riley	4	(2011)
Grace Baalman	4	(2019)
Autumn Humes	4	(2021)

Strikeouts

1. Chanda Bell	288	(2010)
2. Kelsey Nunley	219	(2014)
3. Chanda Bell	216	(2009)
4. Chanda Bell	205	(2011)
5. Kelsey Nunley	203	(2016)
6. Chanda Bell	201	(2012)
7. Kelsey Nunley	194	(2015)
8. Kelsey Nunley	193	(2013)
9. Meagan Prince	175	(2017)
10. Keary Camunas	164	(1999)

Opponent Batting Avg. (min. 200 at-bats)

1. Chanda Bell	.175	(2011)
2. Kelsey Nunley	.178	(2016)
3. Lauren Cumbess	.193	(2012)
4. Erin Rethlake	.197	(2017)
5. Chanda Bell	.200	(2010)

** = 24-game season due to COVID-19



Keary Camunas



Jessica Trueblood



GAME RECORDS

HITTING

At-bats

6	Christian Stokes	vs. South Carolina	4/18/15
	Lauren Cumbess	at Ole Miss	4/13/14
	Kara Dill	at USC Upstate	2/24/13
	Nikki Jones	vs. Arkansas	4/27/03
	Jackie Haynes	vs. Middle Tennessee State	4/1/97
	Michelle Buccì	vs. Middle Tennessee State	4/1/97
	Jacki Haynes	vs. Mississippi State	4/11/97

Runs Scored

5	Kayla Kowalik	vs. NC Central	2/20/21
---	---------------	----------------	---------

Hits

5	Bailey Vick	vs. Georgia Tech	2/21/20
	Christian Stokes	vs. Long Beach State	2/19/15
	Beth Fogle	vs. Morehead State	3/5/02

RBI

6	Erin Coffel	vs. Jacksonville	2/24/22
	Renee Abernathy	vs. Auburn	3/25/22
	Erin Coffel	vs. Tennessee	4/3/21
	Erin Coffel	vs. New Mexico State	2/26/21
	Alex Martens	vs. Texas A&M	3/7/20
	Katie Reed	vs. Mississippi State	3/15/19
	Nikki Sagermann	at Alabama	5/5/13
	Griffin Joiner	vs. UNC	3/12/13
	Leslie Kwiatkowski	vs. Eastern Kentucky	3/1/00
	Brooke Marnitz	vs. Southern Miss.	2/10/07
	Rachel Riley	at Austin Peay	4/6/11

Doubles

3	Christian Stokes	vs. South Carolina	4/18/15
	Molly Johnson	vs. Indiana	4/1/08
	Emily Jolly	vs. DePaul	2/12/11

Triples

3	Meghan Cooper	vs. Kent State	2/17/06
---	---------------	----------------	---------

Home Runs

2 (47 times)	Last: Erin Coffel	vs. Jacksonville	2/24/22
--------------	-------------------	------------------	---------

Total Bases

11	Kayla Kowalik	vs. NC Central	2/21/20
----	---------------	----------------	---------

Walks

4 (4 times)	Last: Abbey Cheek	at Alabama	4/28/19
-------------	-------------------	------------	---------

Strikeouts

4 (8 times)	Last: Emily Gaines	vs. DePaul	5/18/14
-------------	--------------------	------------	---------

Sacrifice Hits

2 (45 times)	Last: Bailey Vick	vs. Liberty	2/7/20
--------------	-------------------	-------------	--------

Sacrifice Flies

2	Abbey Cheek	at Georgia	3/18/17
---	-------------	------------	---------

Stolen Bases

4	Bailey Vick	vs. Bradley	2/24/18
	Erin Rethlake	vs. Drexel	3/10/17
	Meagan Aull	vs. Kent State	3/24/09

Hit By Pitch

3	Ashley Dimkich	vs. Youngstown State	3/4/06
---	----------------	----------------------	--------

FIELDING

Putouts

21	Megan Yocke	vs. Tennessee Tech	4/16/11
----	-------------	--------------------	---------

Assists

9	Amber Janneck	vs. Eastern Kentucky	4/6/05
	Amber Janneck	vs. Western Kentucky	4/13/05
	Molly Johnson	vs. Florida	4/11/09
	Angie Dal Pozzo	vs. Louisville	4/18/01

Errors

4	Brooke Marnitz	vs. Alabama	3/21/04
	Nikki Jones	vs. Morehead State	3/5/02
	Angie Dal Pozzo	vs. Texas-San Antonio	2/10/01
	Meredith Seales	vs. UNC Greensboro	2/22/97

Passed Balls

4	Alli Eckman	vs. Ole Miss	3/12/05
---	-------------	--------------	---------

PITCHING

Innings Pitched

11.1	Autumn Humes	at Auburn	3/24/18
------	--------------	-----------	---------

Fewest Hits Allowed

0	20 Times	Last: Stephanie Schoonover	vs. UC Santa Barbara	2/18/18
---	----------	----------------------------	----------------------	---------

Perfect Game

	Chanda Bell	at Austin Peay (Game 1)	4/6/11
	Rachel Riley	at Austin Peay (Game 2)	4/6/11

Runs Allowed

16	Lorie Horner	vs. Alabama	3/21/98
	Jennifer Young	vs. Indiana	4/1/08

Earned Runs Allowed

13	Amber Matousek	vs. Alabama	3/22/08
	Amber Matousek	vs. LSU	4/9/08

Walks Allowed

9	Jennifer Young	vs. Indiana	4/1/08
---	----------------	-------------	--------

Strikeouts

16	Chanda Bell	vs. Colorado State	2/25/11
16	Chanda Bell	vs. Tennessee Tech	4/16/11

Hits Allowed

18	Lorie Horner	vs. Alabama	3/21/98
18	Rachel Riley	at Georgia	4/10/11

Doubles Allowed

8	Jennifer Howland	vs. Akron	3/9/01
---	------------------	-----------	--------

Triples Allowed

2	Samantha Allen	vs. Cal-Poly	2/12/05
	Jennifer Howland	vs. Georgia	3/7/01
	Lorie Horner	vs. Missouri	2/15/97

Home Runs Allowed

6	Amber Matousek	vs. Alabama	3/22/08
---	----------------	-------------	---------





TEAM RECORDS

TEAM RECORDS-GAME

Hitting

At Bats:	43 at Ole Miss	4/13/14
Runs Scored:	23 vs. UC Santa Barbara	2/18/22
Hits:	20 vs. UC Santa Barbara	2/18/22
Doubles:	6 twice, last at Miami (OH)	3/17/09
Triples:	4 vs. Louisville	4/10/02
Home Runs:	6 at Tennessee	4/27/18
RBI:	23 vs. UC Santa Barbara	2/18/22
Total Bases:	38 vs. UC Santa Barbara	2/18/22
Walks:	13 vs. Indiana	3/2/08
Strikeouts:	18 vs. WKU	4/23/15
Stolen Bases:	8 Samford/Bradley ..	3/20/99 2/23/18

Fielding

Putouts:	33 5x, last vs. South Carolina	4/18/15
Assists:	25 at South Carolina	5/2/09
Errors:	7 vs. Texas-San Antonio	2/10/01
Double Plays:	3 seven times, last vs. SIU	2/13/15

Pitching

Innings Pitched:	13.0 at Alabama	4/28/19
Runs Allowed:	18 vs. Florida	3/17/01
Earned Runs Allowed:	17 2x, last vs. Georgia	3/28/10
Hits Allowed:	19 vs. Arkansas	3/31/07
Fewest Hits Allowed:	0 21x, last vs. Louisville	4/15/22
Doubles Allowed:	8 vs. Akron	3/9/01
Triples Allowed:	3 vs. Georgia	3/7/01
Home Runs Allowed:	6 2x, last vs. Oklahoma	3/23/22
Walks Allowed:	9 4x, last at Alabama	5/4/13
Strikeouts:	20 vs. Tennessee Tech	4/16/11

TEAM RECORDS-SEASON

Hitting

Batting Average:305 2019
At Bats:	1,797 2014
Runs Scored:	381 2019
Hits:	477 2000
Doubles:	94 2019
Triples:	18 2000, 2001, 2002
Home Runs:	71 2014, 2019
RBI:	346 2019
Total Bases:	810 2019
Walks:	227 2019
Strikeouts:	426 2004
Stolen Bases:	89 1999

Fielding

Fielding Percentage:	(.976) 2018
Putouts:	1,455 2014
Assists:	673 2001
Errors:	131 1997
Double Plays:	32 2002

Pitching

Lowest ERA:	1.71 2016
Lowest Opponents Batting Average:191 2016
Innings Pitched:	485.0 2014
Runs Allowed:	333 2005
Fewest Runs Allowed:	130 2016
Earned Runs Allowed:	253 2005
Fewest Earned Runs Allowed:	98 2016
Hits Allowed:	523 2005
Fewest Hits Allowed:	250 2016
Doubles Allowed:	101 2003
Fewest Doubles Allowed:	44 2016
Triples Allowed:	16 1997
Fewest Triples Allowed:	2 2004
Home Runs Allowed:	58 2008
Fewest Home Runs Allowed:	10 1997
Walks Allowed:	182 2013
Fewest Walks Allowed:	93 1997
Strikeouts:	403 2014
Shutouts:	16 2000

TEAM RECORDS-SEASON

Games played	69 2014
Wins	50 2014
Losses	44 1997 & 1999
Highest winning percentage781 (43-12) 2016
Lowest winning percentage185 (10-44) 1997
Seasons team fielded	25 (first in 1997)
Winning seasons	15 (last in 2021)
Losing seasons	11 (last in 2008)
First tie	UK 2, Texas-Arlington 2 (2/15/04)
Longest coaching tenure	Rachel Lawson, 14 yrs (2008-Pres.)
.....	Beth Pruitt, 8 yrs (1997-2004)

Consecutive losses	21 3/15/03 - 4/13/03
Consecutive wins	19 2/12/21 - 3/7/21
Consecutive shutout wins:	4 2/20/16 - 2/27/16
Consecutive shutout losses:	6 3/29/06-4/2/06
Consecutive games without an error:	6 3/6/15 - 3/15/15
Extra-inning games:	10 2014
Extra-inning wins:	8 2014
Consecutive games with a stolen base:	16 2/17/02-3/17/02
Consecutive games with a double:	12 3/16/02-4/6/02
Consecutive games without extra-base hit:	5 3/9/97-3/12/97
Most Combined Runs in a Game:	29 (4/1/08 Indiana 16, UK 13)
Largest Margin of Victory:	22 2/29/20 vs. Detroit Mercy



SINGLE SEASON RECORDS BY CLASS

HITTING

Batting Average

Senior	Abbey Cheek	.428	2019
Junior	Kayla Kowalik	.495	2021
Soph.	Erin Coffel	.420	2022
Fresh.	Natalie Smith	.370	2007

(2020 not included, COVID-19)

Hits

Senior	Kayla Kowalik	76	2022
Junior	Kayla Kowalik	100	2021
Soph.	Leslie Kwiatkowski	77	1999
Fresh.	Leslie Kwiatkowski	71	1998

Doubles

Senior	Kwiatkowski/Reed	16	2001/19
Junior	Tiffany Kruse	16	2000
Soph.	Molly Johnson	20	2008
Fresh.	Alex Martens	13	2017

Triples

Senior	Nikki Jones	5	2003
Junior	Tiffany Kruse	7	2000
Soph.	Kayla Kowalik	8	2020
Fresh.	Leslie Kwiatkowski	6	1998

Home Runs

Senior	Brooke Marnitz	21	2007
Junior	Abbey Cheek	18	2018
Soph.	Erin Coffel	20	2022
Fresh.	Erin Coffel	16	2021

Runs Batted In

Senior	Brooke Marnitz	61	2007
Junior	Alex Martens	66	2019
Soph.	Erin Coffel	68	2022
Fresh.	Erin Coffel	56	2021

Runs Scored

Senior	Kayla Kowalik	57	2022
Junior	Kayla Kowalik	77	2021
Soph.	Kara Dill	44	2011
Fresh.	Kayla Kowalik	49	2019

Total Bases

Senior	Abbey Cheek	138	2019
Junior	Kayla Kowalik	159	2021
Soph.	Erin Coffel	142	2022
Fresh.	Erin Coffel	118	2021

On Base Pct.

Senior	Abbey Cheek	.602	2019
Junior	Kayla Kowalik	.554	2021
Soph.	Molly Johnson	.472	2008
Fresh.	Erin Coffel	.450	2021

(2020 not included, COVID-19)

Slugging Pct.

Senior	Abbey Cheek	.908	2019
Junior	Kayla Kowalik	.787	2021
Soph.	Erin Coffel	.871	2022
Fresh.	Erin Coffel	.663	2021

Sacrifice Hits

Senior	Tiffany Kruse	9	2001
Junior	Beth Fogle	13	2001

Soph.	Megan Yocke	13	2009
Fresh.	Lorie Melchi	12	2003

Sacrifice Flies

Senior	Alice O'Brien	5	2013
Junior	Tatum Spangler	5	2021
Soph.	Erin Coffel	5	2022
Fresh.	Lyndsey Angus	4	2000
	Brooke Marnitz	4	2004

Stolen Bases

Senior	Sylvester Samuel	23	2016
Junior	Leslie Kwiatkowski	28	2000
Soph.	Meagan Aull	26	2009
Fresh.	Beth Fogle	34	1999

Walks

Senior	Abbey Cheek	64	2019
Junior	Brittany Cervantes	48	2011
Soph.	Ansley Smith	30	2014
Fresh.	Maisie Steed	44	2013

Hit by Pitch

Senior	Meghan Cooper	16	2006
Junior	Molly Johnson	10	2009
Soph.	Ansley Smith	15	2014
Fresh.	Erin Coffel	15	2021

FIELDING

Putouts

Senior	Maisie Steed	385	2016
Junior	Griffin Joiner	442	2014
Soph.	Griffin Joiner	343	2013
Fresh.	Jenny Schaper	399	2016

Assists

Senior	Molly Johnson	131	2010
Junior	Angie Dal Pozzo	167	2001
Soph.	Christian Stokes	167	2014
Fresh.	Angie Dal Pozzo	143	1999

Fielding Pct.

Senior	Griffin Joiner	1.000	2015
	Beth Fogle	1.000	2002
Junior	Michelle Bucci	1.000	1999
	Jennifer Howland	1.000	2001
Soph.	Meagan Aull	1.000	2009
Fresh.	Jenny Schaper	.993	2016

PITCHING

ERA (min. 10 appearances)

Senior	Kelsey Nunley	1.27	2016
Junior	Meagan Prince	1.85	2016
Soph.	Kelsey Nunley	1.88	2014
Fresh.	Lauren Cumbess	1.99	2011

Win-loss pct. (min. 10 appearances)

Senior	Lauren Cumbess	.909 (10-1)	2014
Junior	Meagan Prince	.778 (21-6)	2016
Soph.	Kelsey Nunley	.731 (30-11)	2014
Fresh.	Ellen Weaver	.857 (6-1)	2011

Wins

Senior	Kelsey Nunley	21	2016
Junior	Meagan Prince	21	2016
Soph.	Kelsey Nunley	30	2014
Fresh.	Kelsey Nunley	27	2013

Appearances

Senior	Keary Camunas	41	2000
Junior	Keary Camunas	43	1999
Soph.	Kelsey Nunley	45	2014
Fresh.	Samantha Allen	49	2005

Games Started

Senior	Keary Camunas	36	2000
Junior	Keary Camunas	34	1999
Soph.	Kelsey Nunley	36	2014
Fresh.	Amy Kendall	32	2003

Complete Games

Senior	Keary Camunas	28	2000
Junior	Keary Camunas	26	1999
Soph.	Keary Camunas	33	1998
Fresh.	Amy Kendall	29	2003

Shutouts

Senior	Keary Camunas	9	2000
Junior	Chanda Bell	7	2011
Soph.	Kelsey Nunley	7	2014
Fresh.	Chanda Bell	3	2009
	Lauren Cumbess	3	2011
	Kelsey Nunley	3	2013

Strikeouts

Senior	Kelsey Nunley	203	2016
Junior	Chanda Bell	205	2011
Soph.	Chanda Bell	288	2010
Fresh.	Chanda Bell	216	2009

Opponent Batting Avg. (min. 200 AB)

Senior	Kelsey Nunley	.178	2016
Junior	Chanda Bell	.175	2011
Soph.	Lauren Cumbess	.193	2012
Fresh.	Lauren Cumbess	.201	2011

(2020 not included, COVID-19)



Leslie Kwiatkowski



S O F T B A L L

LETTERWINNERS



A

Becky Abner	2003
Renee Abernathy.....	2019-2022
Jessica Adkins	2009-10
Amanda Allen	2012
Samantha Allen	2005-07
Macy Allen.....	2009-12
Amy Anderson.....	1998
Elie Anderson	2004
Haley Andrus.....	2015-16
Lyndsey Angus.....	2000-03
Meagan Aull	2008-11

B

Grace Baalman	2018-2021
Jaci Babbs.....	2019-2022
Chanda Bell.....	2009-12
Becky Bishop	2007
Brynlee Bigelow.....	2017
Emmy Blane.....	2020-2022
Jenna Blanton.....	2021-Pres.
Colleen Boddy	1999-2000
Emma Boitnott.....	2020-2022
Lauryn Borzilleri	2023-Pres.
Brook Bowman.....	2002-04
Maclai Branson.....	2019
Lindsay Brogdon.....	2006-08
Megan Brooks.....	2002-04
Amanda Brown.....	2002
Michelle Bucci.....	1997-2000

C

Keary Camunas.....	1997-2000
Katie Campbell	2004-07
Ginny Carroll.....	2011-14
Brittany Cervantes.....	2009-12
Abbey Cheek	2016-19
Kristen Cochran.....	2005
Erin Coffel	2021-Pres.
Megan Cooper.....	2002-06
Kennedy Cowden	2019
Lauren Cumbess.....	2011-14
Aimee Currier	2009

D

Angie Dal Pozzo	1999-2002
Jamie Dardis	2000-02
Gabi Deters.....	2020
Samantha DeMartine	2008-11
Sandi Dengler	1999-2002
Kara Dill	2010-13
Ashley Dimkich	2005-08

E

Taylor Ebbs.....	2021-Pres.
Alli Eckman	2005-07
Andrea Eilertson.....	1999-2002
Jackie Elston	1998
Ella Emmert.....	2021-Pres.

F

Elizabeth Fadde	2006-07
Ashley Fertic	2004-07
Gina Florence	2004-07
Beth Fogle	1999-2002
Bethany Foster	1999
Sarah Frazer.....	2011-14
Rachel Friberg.....	2001-04
Victoria Fragoso	2021-Pres.

G

Emily Gaines.....	2011-14
Tekiya Garr-Carter.....	2019-2020
Sloan Gayan	2020-Pres.
Whitney Glass.....	1999
Megan Glenn.....	2003-06
Crystal Grace	1997-98
Lindsay Griggs.....	2012
Ashleigh Gustafson.....	2009-12

H

Karissa Hamilton	2022-Pres.
Izzy Harrison.....	2021-Pres.
Meeko Harrison.....	2021-Pres.
Jacki Haynes	1997-98
Taylor Hess.....	2023-Pres.
Katie Henderson.....	2013
Kelsee Henson	2016-19
Brooklin Hinz	2015-18
Lorie Horner	1997-98
Lindsay Houser.....	1997-98
Kara Howard.....	2012-15
Jennifer Howland	1999-2002
Hannah Huffman.....	2016-18
Autumn Humes	2018-2021

J

Amber Janneck.....	2004-05
Allie Jest.....	2009
Lauren Johnson	2018-2022
Kalia Johnson.....	2017-2018
Molly Johnson	2007-10
Griffin Joiner.....	2012-15
Emily Jolly	2011-14
Megan Jolly	2007-08
Nikki Jones.....	2000-03

K

Madison Kearschner.....	2016-2017
Amy Kendall	2003-06
Callie Kovacs.....	2004-05
Kayla Kowalik	2019-Pres.
Tiffany Kruse.....	1998-2001
Leslie Kwiatkowski.....	1998-2001

L

Alexia Lacatena	2021-Pres.
Aubrey Lamar	2011-12
Melissa Leto	1997-98
Cassie Lindmark.....	2020-2021
Ingrid Lochelt.....	2003
Grace Lorsung	2023-Pres.
Liz Love	1999
Monique Lovell.....	2001

M

Chelsea Mack	2023-Pres.
Emily Marks	2004-05
Morgan Marr	2000-02
Shanna Martini	1999
Stephanie Martino	2014-16
Alex Martens	2017-2020
Brooke Marnitz.....	2004-07
Amber Matousek.....	2007-10
Morgan McCallum.....	2017
Katie McCarty.....	2006-09
Lori Melchi.....	2003-06
Rachael Metzger.....	2015-18
Audrey Meyer.....	2007-08
Megan Miller	2006
Hallie Mitchell	2021-Pres.
Kierston Moore	2017
Susan Moore	1997-98
Destinee Mordecai	2007-10

N

Jessica Nance.....	2002-05
Vanessa Nesby	2021-Pres.
Amber Nix.....	2005
Kelsey Nunley.....	2013-16

O

Alice O'Brien.....	2010-13
Kristen O'Haver	2009

P

Mallory Peyton.....	2018-2021
Lydia Pierce	2006
Meagan Prince	2014-17
Tracie Potts.....	1999-2000

Gretchen Prugh

R

Sarah Rainwater	2016-19
Briona Rance	2019
Ali Ray.....	2006
Breanne Ray	2014-17
Katie Reed	2016-19
Erin Rethlake	2015-18
Jessica Rice	2007
Darington Richardson.....	2013-15
Rachel Riley	2009-12
Jessica Rose	2010
Annie Rowlands.....	2008-11
Ashley Ruiz	2017-18

S

Nikki Sagermann.....	2013-16
Sylvester Samuel	2013-16
Jenny Schaper	2016-19
Stephaine Schoonover.....	2021-Pres.
Meghan Schorman	2019-2021
Jenny Sibert	2004-07
Erika Silence	2009-12
Ansley Smith	2013-16
Krystal Smith	2011-14
Natalie Smith	2007-10
Rylea Smith	2020-Pres.
Shannon Smith	2014-17
Sarah Snider	1997-2000
Tatum Spangler	2019-2022
Larissa Spellman	2017-2020
Maisie Steed.....	2013-16
Miranda Stoddard	2020-2022
Christian Stokes	2013-16
Kennedy Sullivan	2021-Pres.
Joy Sutton.....	2001

T

Stephanie Thompson	1998
Erica Thulen.....	2021-Pres.
Kyndal Tinnell.....	2023-Pres.
Margaret Tobias	2021-Pres.
Bethany Todd	2018
Jessica Trueblood	2006

V

Princess Valencia.....	2023-Pres.
Bailey Vick	2017-2020
Marie Vida	2001

W

Kristi Warneke	2005
Ellen Weaver	2011-13
Bethany Wiegand	1999
Crystalie Wolfe	2003-04

Y

Megan Yocke	2008-11
Jennifer Young.....	2007-10



S O F T B A L L



ALL-TIME JERSEY NUMBERS

#00
Hallie Mitchell 2021-Pres.
 Tekiya Garr-Carter 2019-2020
 Natalie Smith 2007-10
 Jacqueline Haynes 1997-98

#1
Chelsea Mack 2023-Pres.
 Miranda Stoddard 2020-2022
 Sarah Rainwater 2016-19
 Rachel Riley 2011-12
 Amber Matousek 2007-10
 Megan Miller 2006
 Megan Brooks 2002-04
 Marie Vida 2001

#2
Karissa Hamilton 2023-Pres.
 Bailey Vick 2017-2020
 Sylvester Samuel 2013-16
 Chanda Bell 2009-12
 Jenny Sibert 2005-07

#3
Taylor Ebbs 2021-Pres.
 Grace Baalman 2018-2021
 Shannon Smith 2014-2017
 Ginny Carroll 2011-12
 Aimee Currier 2009
 Jessica Rice 2007
 Jessica Trueblood 2006
 Brooke Marnitz 2004-05
 Andrea Eilertson 1999-2002

#4
 Renee Abernathy 2019-2022
 Haley Andrus 2015-16
 Macy Allen 2009-12
 Audrey Meyer 2007-08
 Nikki Jones 2000-03

#5
Taylor Hess 2023-Pres.
 Tatum Spangler 2019-2022
 Meagan Prince 2014-2017
 Lindsay Griggs 2012
 Gina Florence 2004-07
 Bobbi Darretta 2003
 Angie Dal Pozzo 1999-2002
 Stephanie Thompson 1998
 Michelle Brown 1997

#6
Victoria Fragoso 2021-Pres.
 Jenny Schaper 2016-19
 Katie McCarty 2006-09
 Amber Nix 2005

#7
 Autumn Humes 2018-2021
 Morgan McCallum 2017
 Maisie Steed 2013-16
 Kristen O'Haver 2009
 Alli Eckman 2005-07
 Elie Anderson 2004
 Brook Bowman 2002-04
 Tiffany Kruse 1997-2001

#8
Kennedy Sullivan 2021-Pres.
 Briona Rance 2019
 Erin Rethlake 2015-2018
 Katie Henderson 2013
 Ashleigh Gustafson 2009-12
 Samantha Allen 2006-08
 Amber Janneck 2004-05
 Michelle Hall 2003
 Meghan Cooper 2002
 Tracie Potts 1999-2000
 Monique Lovell 2001
 Leslie Kwiatkowski 1998
 Suzanne Kopulos 1997

#9
 Lauren Johnson 2018-2022
 Breanne Ray 2014-2017
 Alice O'Brien 2010-13
 Savannah Mitcham 2004
 Jamie Dardis 2000-02
 Liz Love 1999
 Kolleen Fitzgerald 1997

#10
Jenna Blanton 2021-Pres.
 Olivia Ward 2019
 Christian Stokes 2013-16
 Meagan Aull 2008-2011
 Ashley Fertic 2004-07
 Leslie Floyd 2002
 Sarah Snider 1997-2000

#11
Vanessa Nesby 2021-Pres.
 Abbey Cheek 2016-19
 Krystal Smith 2011-14
 Rachel Riley 2009-10
 Becky Bishop 2007-08
 Ali Ray 2006
 Callie Kovacs 2004-05
 Becky Abner 2003
 Jennifer Howland 1999-2002

Andrea Goepfrich 1997

#12
Margaret Tobias 2021-Pres.
 Megan Yocke 2008-2011
 Lydia Pierce 2006
 Rachel Friberg 2001-04
 Sandi Dengler 1999-2000
 Amy Anderson 1998
 Brooke Tilley 1997

#13
 Mallory Peyton 2018-2021
 Griffin Joiner 2012-15
 Destinee Mordecai 2007-10
 Susan Moore 1997-98

#14
Jaci Babbs 2019-Pres.
 Brittany Cervantes 2009-12
 Emily Marks 2004-05
 Lyndsey Angus 2000-03
 Susan Messmer 1999
 Crystal Grace 1997-98

#15
 Kara Dill 2010-13
 Brooke Marnitz 2006-07
 Jessica Nance 2002-05
 Joy Sutton 2001
 Bethany Foster 1999
 Lindsay Houser 1997-98

#16
 Aubrey Lamar 2011-12
 Elizabeth Fadde 2006-07

#17
Sloan Gayan 2020-Pres.
 Bethany Todd 2018
 Annie Rowlands 2008-2011
 Kristen Cochran 2005

#18
 Amanda Allen 2012
 Molly Johnson 2007-10
 Gretchen Prugh 2004
 Kathleen Biondi 2003
 Julie Castelli 2002
 Leslie Kwiatkowski 1998-2001
 Melissa Leto 1997-98

#19
Rylea Smith 2020-Pres.
 Kelsee Henson 2016-19
 Lauren Cumbess 2011-14
 Allie Jest 2009
 Meghan Cooper 2003-06
 Morgan Marr 2000-02
 Bethany Wiegand 1999
 Courtney Woodrow 1997

#20
Erica Thulien 2021-Pres.
 Maclai Branson 2019.

#21
Erin Coffel 2021-Pres.
 Hannah Huffman 2016-2018
 Emily Jolly 2011-14
 Jessica Adkins 2009-10
 Megan Jolly 2007-08
 Megan Glenn 2003-06
 Sandi Dengler 2001-02
 Michelle Bucci 1997-2000

#22
 Kierston Moore 2017
 Samantha DeMartine 2008-2011
 Katie Campbell 2004-07
 Ingrid Lochelt 2003
 Whitney Glass 1999

#23
Stephanie Schoonover 2021-Pres.
 Katie Reed 2016-19
 Jessica Rose 2010
 Jenny Sibert 2004
 Amanda Brown 2002
 Shanna Martini 1999
 Meredith Sales 1997

#24
 Emma Boitnott 2020-2022
 Kennedy Cowden 2019
 Madison Kearschner 2016-2017
 Kara Howard 2012-15

#25
 Emmy Blane 2020-2022
 Brooklin Hinz 2015-18
 Erika Silence 2009-12
 Samantha Allen 2005

#26
 Meghan Schorman 2019-2021
 Stephanie Martino 2014-16
 Ellen Weaver 2011-13
 Ashley Dimkich 2005-08

Emily Gaines 2011-14

#28
Kyndal Tinnell 2023-Pres.
 Ashley Ruiz 2017-2018
 Jennifer Young 2007-10
 Lori Melchi 2003-06
 Beth Fogle 1999-2002
 Jackie Elston 1998

#29
 Amy Kendall 2003-06
 Keary Camunas 1997-2000

#30
Princess Valencia 2023-Pres.
 Larissa Spellman 2017-2020
 Ginny Carroll 2013-14

#32
 Lindsay Brogdon 2006-08
 Kristi Warneke 2005

#33
Grace Lorsche 2023-Pres.
 Alex Martens 2017-2020
 Kelsey Nunley 2013-16
 Crystalie Wolfe 2003-04
 Colleen Boddy 1999-2000
 Lori Horner 1997-98

#34
 Cassie Lindmark 2020-2021

#35
Alexia Lacatena 2021-Pres.

#42
Izzy Harrison 2021-Pres.
 Brynlee Bigelow 2017
 Ansley Smith 2013-16

#43
 Darington Richardson 2013-15

#44
 Gabi Deters 2020
 Rachael Metzger 2015-2018
 Sarah Frazer 2011-14

#64
Ella Emmert 2021-Pres.

#77
Meeko Harrison 2021-Pres.
 Nikki Sagermann 2013-16

#88
Lauryn Borzitteri 2023-Pres.
 Kaila Johnson 2017-2018

#99
Kayla Kowalik 2019-Pres