



Officials: Angelica Suffren, Frank Steratore, Nykeshia Thompson

**Kentucky - 57**

Record: 10-16 (2-12)

NO.	Name	Min	FG			Rebounds			Fouls		TP	AS	TO	ST	Blocks		+/-
			M-A	3P	FT	OR	DR	TOT	PF	FD					BS	BA	
21	Nyah Leveretter	F 16:24	0-0	0-0	2-2	1	1	2	3	2	2	0	2	0	0	0	-12
25	Adebola Adeyeye	F 22:46	5-6	0-0	3-3	5	4	9	4	4	13	0	1	0	0	1	-10
1	Robyn Benton	G 23:55	0-7	0-0	2-2	2	1	3	4	2	2	2	9	0	2	0	-15
5	Blair Green	G 37:18	5-9	1-2	0-0	1	0	1	0	2	11	3	0	0	0	1	-21
11	Jada Walker	G 35:34	3-14	0-2	2-2	0	2	2	4	1	8	1	3	4	0	0	-15
20	Amiya Jenkins	19:54	3-6	0-1	1-2	2	6	8	2	4	7	0	5	0	0	1	-17
34	Emma King	15:23	0-2	0-0	0-0	0	1	1	0	0	0	0	0	0	1	1	2
23	Cassidy Rowe	04:26	1-2	0-1	0-0	0	0	0	0	0	2	0	0	0	0	0	-7
4	Eniya Russell	14:19	2-6	0-0	2-5	1	1	2	1	3	6	0	1	0	0	0	-9
24	Zennia Thomas	08:45	3-4	0-0	0-2	0	2	2	0	0	6	0	0	0	0	0	-5
2	Saniah Tyler	01:16	0-0	0-0	0-0	0	0	0	0	0	0	0	0	0	0	0	-1
Team						2	4	6			0		1				
<b>Totals</b>			22-56	1-6	12-18	14	22	36	19	18	57	6	22	4	3	4	-22

Technical Fouls: Benton 4<sup>th</sup>9:16 Coach 4<sup>th</sup>9:16

Shooting By Period		
1 <sup>st</sup> FG%	6-14	42.9%
3PT%	1-1	100.0%
FT%	2-2	100%
2 <sup>nd</sup> FG%	2-12	16.7%
3PT%	0-3	0.0%
FT%	3-4	75%
3 <sup>rd</sup> FG%	4-11	36.4%
3PT%	0-0	0.0%
FT%	5-8	62.5%
4 <sup>th</sup> FG%	10-19	52.6%
3PT%	0-2	0.0%
FT%	2-4	50%
GM FG%	22-56	39.3%
3PT%	1-6	16.7%
FT%	12-18	66.7%

Dead Ball Rebounds: 3, 0

**Vanderbilt - 79**

Record: 12-16 (3-11)

NO.	Name	Min	FG			Rebounds			Fouls		TP	AS	TO	ST	Blocks		+/-
			M-A	3P	FT	OR	DR	TOT	PF	FD					BS	BA	
5	Yaubryon Chambers	F 13:17	1-2	0-0	0-0	2	1	3	4	0	2	0	4	1	0	0	3
35	Sacha Washington	F 29:08	6-14	0-0	3-4	6	9	15	4	6	15	2	2	0	2	0	19
11	Ciaja Harbison	G 39:11	8-17	1-3	7-8	0	2	2	0	5	24	5	2	4	0	2	22
12	Demi Washington	G 20:06	3-3	1-1	0-0	1	5	6	4	0	7	1	1	1	0	0	14
14	Marnelle Garraud	G 40:00	9-17	2-7	3-3	1	2	3	1	3	23	5	2	2	1	1	22
21	Bella LaChance	26:23	0-5	0-2	2-2	0	1	1	2	2	2	1	1	1	0	0	23
24	Ryanne Allen	19:59	1-3	1-2	0-0	1	2	3	3	0	3	1	2	0	1	0	10
2	Jada Brown	11:56	1-2	1-2	0-0	0	1	1	0	1	3	1	0	1	0	0	-3
Team						2	0	2			0		0				
<b>Totals</b>			29-63	6-17	15-17	13	23	36	18	17	79	16	14	10	4	3	22

Technical Fouls: NONE

Shooting By Period		
1 <sup>st</sup> FG%	5-14	35.7%
3PT%	0-3	0.0%
FT%	1-2	50%
2 <sup>nd</sup> FG%	5-13	38.5%
3PT%	0-3	0.0%
FT%	3-3	100%
3 <sup>rd</sup> FG%	11-21	52.4%
3PT%	4-9	44.4%
FT%	2-2	100%
4 <sup>th</sup> FG%	8-15	53.3%
3PT%	2-2	100.0%
FT%	9-10	90%
GM FG%	29-63	46.0%
3PT%	6-17	35.3%
FT%	15-17	88.2%

Dead Ball Rebounds: 1, 0

	KEN	VAN
Biggest lead	6 (2 <sup>nd</sup> 4:59)	30 (4 <sup>th</sup> 5:23)
Best Scoring Run	7 (1 <sup>st</sup> 3:14)	16 (3 <sup>rd</sup> 6:55)
Lead Changes	4	
Times Tied	4	
Time with Lead	11:15	24:12

	KEN	VAN
Points from		
Turnovers	8	26
Paint	36	42
Second Chance	16	9
Fast Breaks	2	12
Bench	21	8

	Period by Period Scoring				
	1st	2nd	3rd	4th	TOT
KEN	15	7	13	22	57
VAN	11	13	28	27	79



**Kentucky at Vanderbilt**

02/19/23 Memorial Gymnasium, Nashville  
2022-23 Women's Basketball

**Game Time:** 2:00 PM  
**Game Duration:** 2:03  
**Attendance:** 2,468

**Officials:** Angelica Suffren, Frank Steratore, Nykeshia Thompson

**Period 1**

**Quarter Starters:**

<b>VAN</b>	5 Chambers Y	11 Harbison C	12 Washington D	14 Garraud M	35 Washington S
<b>KEN</b>	1 Benton R	5 Green B	11 Walker J	21 Leveretter N	25 Adeyeye A

Game Time	VAN	Score	Diff	KEN
10:00	35 WASHINGTON S jumpball won			21 LEVERETTER N jumpball lost
09:47	jump ball situation			
09:47	5 CHAMBERS Y turnover lost ball (1)			11 WALKER J steal (1)
09:26				1 BENTON R 2pt FG from turnover in the paint, jump shot missed
09:23	35 WASHINGTON S defensive rebound (1)			
09:18	14 GARRAUD M 2pt FG in the paint, layup made (2)	2-0	2	
09:18	11 HARBISON C assist (1)			
09:09				1 BENTON R turnover travel (1)
08:47	11 HARBISON C 2pt FG from turnover in the paint, driving layup made (2)	4-0	4	
08:34		4-2	2	11 WALKER J 2pt FG outside the paint, jump shot made (2)
08:34				5 GREEN B assist (1)
08:22	11 HARBISON C 3pt FG , jump shot missed			
08:19				defensive rebound (1)
08:19	12 WASHINGTON D substitution out			
08:19	21 LACHANCE B substitution in			
07:57				11 WALKER J 2pt FG in the paint, driving layup missed
07:52				25 ADEYEYE A offensive rebound (1)
07:52		4-4	0	25 ADEYEYE A 2pt FG second chance in the paint, layup made (2)
07:35	35 WASHINGTON S foul drawn (1)			21 LEVERETTER N foul personal (1 - 1)
07:35	5 CHAMBERS Y substitution out			
07:35	24 ALLEN R substitution in			
07:31	24 ALLEN R 3pt FG , jump shot missed			
07:28				25 ADEYEYE A defensive rebound (2)
07:14				5 GREEN B 2pt FG outside the paint, pull up jump shot missed
07:10				25 ADEYEYE A offensive rebound (3)
07:09		4-6	-2	25 ADEYEYE A 2pt FG second chance in the paint, layup made (4)
06:46	11 HARBISON C 2pt FG in the paint, pull up jump shot made (4)	6-6	0	
06:12				11 WALKER J 2pt FG outside the paint, jump shot missed
06:08	35 WASHINGTON S defensive rebound (2)			
06:01	35 WASHINGTON S foul drawn (2)			25 ADEYEYE A foul shooting (1 - 2)
06:01				21 LEVERETTER N substitution out
06:01				20 JENKINS A substitution in
06:01	35 WASHINGTON S free throw 1 - 2 made (1)	7-6	1	
05:59	35 WASHINGTON S free throw 2 - 2 missed			
05:58				25 ADEYEYE A defensive rebound (4)
05:32	14 GARRAUD M steal (1)			11 WALKER J turnover lost ball (1)
05:27	11 HARBISON C 2pt FG fast break from turnover in the paint, driving layup made (6)	9-6	3	
05:02		9-8	1	25 ADEYEYE A 2pt FG in the paint, jump shot made (6)
04:48	24 ALLEN R 2pt FG outside the paint, jump shot missed			
04:44				11 WALKER J defensive rebound (1)



**Kentucky at Vanderbilt**

02/19/23 Memorial Gymnasium, Nashville  
2022-23 Women's Basketball

**Game Time:** 2:00 PM  
**Game Duration:** 2:03  
**Attendance:** 2,468

**Officials:** Angelica Suffren, Frank Steratore, Nykesha Thompson

Game Time	VAN	Score	Diff	KEN
04:38	14 GARRAUD M steal (2)			20 JENKINS A turnover bad pass (1)
04:31	14 GARRAUD M turnover lost ball (1)			
04:27		<b>9-10</b>	<b>-1</b>	20 JENKINS A 2pt FG from turnover in the paint, layup made (2)
04:18	11 HARBISON C 2pt FG outside the paint, jump shot missed			
04:16	35 WASHINGTON S offensive rebound (3)			
04:16	jump ball situation			
04:16	Timeout media			
04:16	35 WASHINGTON S substitution out			
04:16	5 CHAMBERS Y substitution in			
04:16				25 ADEYEYE A substitution out
04:16				21 LEVERETTER N substitution in
04:08	5 CHAMBERS Y foul offensive (1 - 1)			21 LEVERETTER N foul drawn (1)
04:08	5 CHAMBERS Y turnover offensive (2)			
03:48	5 CHAMBERS Y steal (1)			20 JENKINS A turnover bad pass (2)
03:37	14 GARRAUD M 2pt FG from turnover in the paint, layup blocked			
03:37				1 BENTON R block (1)
03:37	offensive rebound (4)			
03:37	5 CHAMBERS Y substitution out			
03:37	35 WASHINGTON S substitution in			
03:34	11 HARBISON C 2pt FG from turnover second chance outside the paint, jump shot missed			
03:34				20 JENKINS A defensive rebound (1)
03:34	24 ALLEN R foul personal (1 - 2)			20 JENKINS A foul drawn (1)
03:14		<b>9-13</b>	<b>-4</b>	5 GREEN B 3pt FG , jump shot made (3)
03:14				1 BENTON R assist (1)
03:14	11 HARBISON C substitution out			
03:14	12 WASHINGTON D substitution in			
03:04	21 LACHANCE B 2pt FG in the paint, driving layup missed			
03:02	offensive rebound (5)			
02:50	35 WASHINGTON S turnover travel (1)			
02:50				1 BENTON R substitution out
02:50				5 GREEN B substitution out
02:50				25 ADEYEYE A substitution in
02:50				34 KING E substitution in
02:25	12 WASHINGTON D substitution out			
02:25	11 HARBISON C substitution in			
02:23				34 KING E 2pt FG from turnover outside the paint, jump shot blocked
02:23	35 WASHINGTON S block (1)			
02:19				25 ADEYEYE A offensive rebound (5)
02:19				25 ADEYEYE A turnover bad pass (1)
02:03	35 WASHINGTON S 2pt FG from turnover in the paint, layup missed			
01:59				20 JENKINS A defensive rebound (2)
01:41				25 ADEYEYE A 2pt FG in the paint, jump shot blocked
01:41	35 WASHINGTON S block (2)			
01:36				20 JENKINS A offensive rebound (3)
01:36				20 JENKINS A 2pt FG second chance in the paint, jump shot blocked
01:36	24 ALLEN R block (1)			



**Kentucky at Vanderbilt**

02/19/23 Memorial Gymnasium, Nashville  
2022-23 Women's Basketball

**Game Time:** 2:00 PM  
**Game Duration:** 2:03  
**Attendance:** 2,468

**Officials:** Angelica Suffren, Frank Steratore, Nykesha Thompson

Game Time	VAN	Score	Diff	KEN
01:36				offensive rebound (11)
01:36				20 JENKINS A substitution out
01:36				5 GREEN B substitution in
01:32				11 WALKER J 2pt FG second chance in the paint, driving layup missed
01:31				offensive dead ball rebound (1)
01:31				turnover shot clock (6)
01:16	11 HARBISON C 2pt FG from turnover in the paint, driving layup made (8)	<b>11-13</b>	<b>-2</b>	
01:16	35 WASHINGTON S assist (1)			
01:02	11 HARBISON C steal (1)			21 LEVERETTER N turnover lost ball (1)
01:02	11 HARBISON C foul drawn (1)			21 LEVERETTER N foul personal (2 - 3)
01:02				11 WALKER J substitution out
01:02				21 LEVERETTER N substitution out
01:02				1 BENTON R substitution in
01:02				23 ROWE C substitution in
00:46	14 GARRAUD M turnover bad pass (2)			
00:32	11 HARBISON C steal (2)			1 BENTON R turnover bad pass (2)
00:28	24 ALLEN R turnover bad pass (1)			
00:11	35 WASHINGTON S foul shooting (1 - 3)			25 ADEYEYE A foul drawn (1)
00:11				1 BENTON R substitution out
00:11				20 JENKINS A substitution in
00:11		<b>11-14</b>	<b>-3</b>	25 ADEYEYE A free throw 1 - 2 made (7)
00:11		<b>11-15</b>	<b>-4</b>	25 ADEYEYE A free throw 2 - 2 made (8)
00:03	14 GARRAUD M 3pt FG , jump shot missed			
00:00				20 JENKINS A defensive rebound (4)
<b>END OF PERIOD</b>				
<b>VAN 11-15 KEN</b>				



**Kentucky at Vanderbilt**

02/19/23 Memorial Gymnasium, Nashville  
2022-23 Women's Basketball

Game Time: 2:00 PM  
Game Duration: 2:03  
Attendance: 2,468

Officials: Angelica Suffren, Frank Steratore, Nykeshia Thompson

**Kentucky - 15**

NO.	Name	F	Min	FG			Rebounds			Fouls		TP	AS	TO	ST	Blocks		+/-
				M-A	M-A	M-A	OR	DR	TOT	PF	FD					BS	BA	
21	Nyah Leveretter	F	07:13	0-0	0-0	0-0	0	0	0	2	1	0	0	1	0	0	0	1
25	Adebola Adeyeye	F	08:34	3-4	0-0	2-2	3	2	5	1	1	8	0	1	0	0	1	1
1	Robyn Benton	G	08:01	0-1	0-0	0-0	0	0	0	0	0	0	1	2	0	1	0	4
5	Blair Green	G	08:46	1-2	1-1	0-0	0	0	0	0	0	3	1	0	0	0	0	4
11	Jada Walker	G	08:58	1-4	0-0	0-0	0	1	1	0	0	2	0	1	1	0	0	2
20	Amiya Jenkins		04:36	1-2	0-0	0-0	1	3	4	0	1	2	0	2	0	0	1	6
34	Emma King		02:50	0-1	0-0	0-0	0	0	0	0	0	0	0	0	0	0	1	0
23	Cassidy Rowe		01:02	0-0	0-0	0-0	0	0	0	0	0	0	0	0	0	0	0	2
Team							1	1	2			0			1			
<b>Totals</b>				6-14	1-1	2-2	5	7	12	3	3	15	2	8	1	1	3	4

Shooting By Period		
1st FG%	6-14	42.9%
3PT%	1-1	100.0%
FT%	2-2	100%
GM FG%	6-14	42.9%
3PT%	1-1	100.0%
FT%	2-2	100.0%

Dead Ball Rebounds: 1, 0

Technical Fouls::NONE

**Vanderbilt - 11**

NO.	Name	F	Min	FG			Rebounds			Fouls		TP	AS	TO	ST	Blocks		+/-
				M-A	M-A	M-A	OR	DR	TOT	PF	FD					BS	BA	
5	Yaubryon Chambers	F	03:04	0-0	0-0	0-0	0	0	0	1	0	0	0	2	1	0	0	0
35	Sacha Washington	F	09:21	0-1	0-0	1-2	1	2	3	1	2	1	1	1	0	2	0	-4
11	Ciaja Harbison	G	09:11	4-7	0-1	0-0	0	0	0	0	1	8	1	0	2	0	0	-4
12	Demi Washington	G	02:30	0-0	0-0	0-0	0	0	0	0	0	0	0	0	0	0	0	2
14	Marnelle Garraud	G	10:00	1-3	0-1	0-0	0	0	0	0	0	2	0	2	2	0	1	-4
21	Bella LaChance		08:19	0-1	0-0	0-0	0	0	0	0	0	0	0	0	0	0	0	-6
24	Ryanne Allen		07:35	0-2	0-1	0-0	0	0	0	1	0	0	0	1	0	1	0	-4
Team							2	0	2			0			0			
<b>Totals</b>				5-14	0-3	1-2	3	2	5	3	3	11	2	6	5	3	1	-4

Shooting By Period		
1st FG%	5-14	35.7%
3PT%	0-3	0.0%
FT%	1-2	50%
GM FG%	5-14	35.7%
3PT%	0-3	0.0%
FT%	1-2	50.0%

Dead Ball Rebounds: 0, 0

Technical Fouls::NONE

	KEN	VAN
Biggest lead	4 (1 <sup>st</sup> 3:14)	4 (1 <sup>st</sup> 8:47)
Best Scoring Run	7(1 <sup>st</sup> 3:14)	5(1 <sup>st</sup> 5:27)
Lead Changes	3	
Times Tied	2	
Time with Lead	04:50	03:00

Points from	KEN	VAN
Turnovers	4	6
Paint	8	10
Second Chance	4	0
Fast Breaks	0	2
Bench	2	0

	Period by Period Scoring				
	1st	2nd	3rd	4th	TOT
KEN	15	7	13	22	57
VAN	11	13	28	27	79



**Kentucky at Vanderbilt**

02/19/23 Memorial Gymnasium, Nashville  
2022-23 Women's Basketball

**Game Time:** 2:00 PM  
**Game Duration:** 2:03  
**Attendance:** 2,468

**Officials:** Angelica Suffren, Frank Steratore, Nykesha Thompson

**Period 2**

**Quarter Starters:**

<b>VAN</b>	11 Harbison C	14 Garraud M	21 LaChance B	24 Allen R	35 Washington S
<b>KEN</b>	5 Green B	11 Walker J	20 Jenkins A	25 Adeyeye A	34 King E

Game Time	VAN	Score	Diff	KEN
10:00				23 ROWE C substitution out
10:00				11 WALKER J substitution in
09:40				11 WALKER J 2pt FG outside the paint, pull up jump shot missed
09:37	35 WASHINGTON S defensive rebound (4)			
09:24	35 WASHINGTON S foul offensive (2 - 1)			25 ADEYEYE A foul drawn (2)
09:24	35 WASHINGTON S turnover offensive (2)			
09:10				20 JENKINS A turnover lost ball (3)
08:52	21 LACHANCE B 3pt FG from turnover, jump shot missed			
08:48	35 WASHINGTON S offensive rebound (5)			
08:46	21 LACHANCE B 2pt FG from turnover second chance outside the paint, pull up jump shot missed			
08:42				20 JENKINS A defensive rebound (5)
08:39				20 JENKINS A 2pt FG outside the paint, pull up jump shot missed
08:35	35 WASHINGTON S defensive rebound (6)			
08:19	21 LACHANCE B turnover travel (1)			
08:19				20 JENKINS A substitution out
08:19				34 KING E substitution out
08:19				1 BENTON R substitution in
08:19				4 RUSSELL E substitution in
08:19	21 LACHANCE B substitution out			
08:19	2 BROWN J substitution in			
08:06				4 RUSSELL E turnover travel (1)
07:57	11 HARBISON C foul drawn (2)			11 WALKER J foul personal (1 - 1)
07:42	14 GARRAUD M 2pt FG from turnover in the paint, floating jump shot made (4)	<b>13-15</b>	<b>-2</b>	
07:42	14 GARRAUD M foul drawn (1)			25 ADEYEYE A foul shooting (2 - 2)
07:42	Timeout media			
07:42				Timeout 60 Sec
07:42	35 WASHINGTON S substitution out			
07:42	5 CHAMBERS Y substitution in			
07:42				25 ADEYEYE A substitution out
07:42				21 LEVERETTER N substitution in
07:42	14 GARRAUD M free throw 1 - 1 made (5)	<b>14-15</b>	<b>-1</b>	
07:19				1 BENTON R 2pt FG in the paint, floating jump shot missed
07:14	24 ALLEN R defensive rebound (1)			
06:58	11 HARBISON C 2pt FG outside the paint, pull up jump shot missed			
06:54				21 LEVERETTER N defensive rebound (1)
06:49				11 WALKER J 3pt FG , jump shot missed
06:46				1 BENTON R offensive rebound (1)
06:46	5 CHAMBERS Y foul shooting (2 - 2)			4 RUSSELL E foul drawn (1)
06:45	5 CHAMBERS Y substitution out			
06:45	35 WASHINGTON S substitution in			



**Kentucky at Vanderbilt**

02/19/23 Memorial Gymnasium, Nashville  
2022-23 Women's Basketball

**Game Time:** 2:00 PM  
**Game Duration:** 2:03  
**Attendance:** 2,468

**Officials:** Angelica Suffren, Frank Steratore, Nykeshia Thompson

Game Time	VAN	Score	Diff	KEN
06:44		<b>14-16</b>	<b>-2</b>	4 RUSSELL E free throw 1 - 2 made (1)
06:44				4 RUSSELL E free throw 2 - 2 missed
06:44	35 WASHINGTON S defensive rebound (7)			
06:37	35 WASHINGTON S 2pt FG outside the paint, jump shot missed			
06:34				4 RUSSELL E defensive rebound (1)
06:05	2 BROWN J steal (1)			21 LEVERETTER N turnover lost ball (2)
06:05	24 ALLEN R foul intentional (2 - 3)			1 BENTON R foul drawn (1)
06:05		<b>14-17</b>	<b>-3</b>	1 BENTON R free throw 1 - 2 made (1)
06:05		<b>14-18</b>	<b>-4</b>	1 BENTON R free throw 2 - 2 made (2)
05:51				1 BENTON R turnover travel (3)
05:36	14 GARRAUD M 3pt FG from turnover, jump shot missed			
05:34				defensive rebound (17)
05:19				1 BENTON R 2pt FG in the paint, pull up jump shot missed
05:16				1 BENTON R offensive rebound (2)
05:16	24 ALLEN R substitution out			
05:16	12 WASHINGTON D substitution in			
05:03				4 RUSSELL E 2pt FG second chance in the paint, driving layup missed
05:00				4 RUSSELL E offensive rebound (2)
04:59		<b>14-20</b>	<b>-6</b>	4 RUSSELL E 2pt FG second chance in the paint, jump shot made (3)
04:38	11 HARBISON C 2pt FG outside the paint, pull up jump shot made (10)	<b>16-20</b>	<b>-4</b>	
04:31				1 BENTON R turnover lost ball (4)
04:11	35 WASHINGTON S 2pt FG from turnover in the paint, layup made (3)	<b>18-20</b>	<b>-2</b>	
03:58	jump ball situation			
03:58	12 WASHINGTON D steal (1)			1 BENTON R turnover lost ball (5)
03:44	35 WASHINGTON S foul drawn (3)			21 LEVERETTER N foul personal (3 - 3)
03:44				1 BENTON R substitution out
03:44				21 LEVERETTER N substitution out
03:44				20 JENKINS A substitution in
03:44				25 ADEYEYE A substitution in
03:35	35 WASHINGTON S 2pt FG from turnover in the paint, turnaround jump shot made (5)	<b>20-20</b>	<b>0</b>	
03:35	14 GARRAUD M assist (1)			
03:14				20 JENKINS A turnover travel (4)
02:57	11 HARBISON C turnover bad pass (1)			11 WALKER J steal (2)
02:53				11 WALKER J 2pt FG from turnover in the paint, layup missed
02:49	2 BROWN J defensive rebound (1)			
02:30	2 BROWN J foul drawn (1)			25 ADEYEYE A foul personal (3 - 4)
02:30				25 ADEYEYE A substitution out
02:30				24 THOMAS Z substitution in
02:26	11 HARBISON C 2pt FG in the paint, jump shot missed			
02:25				20 JENKINS A defensive rebound (6)
02:25	jump ball situation			
02:25	2 BROWN J substitution out			
02:25	21 LACHANCE B substitution in			
02:25				4 RUSSELL E substitution out
02:25				1 BENTON R substitution in
02:17				24 THOMAS Z 2pt FG in the paint, layup missed



**Kentucky at Vanderbilt**

02/19/23 Memorial Gymnasium, Nashville  
2022-23 Women's Basketball

**Game Time:** 2:00 PM  
**Game Duration:** 2:03  
**Attendance:** 2,468

**Officials:** Angelica Suffren, Frank Steratore, Nykesha Thompson

Game Time	VAN	Score	Diff	KEN
02:13	35 WASHINGTON S defensive rebound (8)			
02:05	11 HARBISON C 3pt FG , jump shot missed			
02:01	14 GARRAUD M offensive rebound (1)			
01:59	11 HARBISON C 2pt FG second chance in the paint, pull up jump shot made (12)	<b>22-20</b>	<b>2</b>	
01:59	14 GARRAUD M assist (2)			
01:26		<b>22-22</b>	<b>0</b>	24 THOMAS Z 2pt FG in the paint, layup made (2)
01:26				5 GREEN B assist (2)
00:57	35 WASHINGTON S 2pt FG outside the paint, jump shot missed			
00:53				24 THOMAS Z defensive rebound (1)
00:44				11 WALKER J 3pt FG , jump shot missed
00:39	11 HARBISON C defensive rebound (1)			
00:38	11 HARBISON C foul drawn (3)			11 WALKER J foul personal (2 - 5)
00:38	35 WASHINGTON S substitution out			
00:38	5 CHAMBERS Y substitution in			
00:38				11 WALKER J substitution out
00:38				23 ROWE C substitution in
00:38	11 HARBISON C free throw fast break 1 - 2 made (13)	<b>23-22</b>	<b>1</b>	
00:38	11 HARBISON C free throw fast break 2 - 2 made (14)	<b>24-22</b>	<b>2</b>	
00:15				20 JENKINS A 3pt FG , jump shot missed
00:10	14 GARRAUD M defensive rebound (2)			
<b>END OF PERIOD</b>				
<b>VAN 24-22 KEN</b>				





**Kentucky at Vanderbilt**

02/19/23 Memorial Gymnasium, Nashville  
2022-23 Women's Basketball

Game Time: 2:00 PM  
Game Duration: 2:03  
Attendance: 2,468

Officials: Angelica Suffren, Frank Steratore, Nykesha Thompson

**Kentucky - 7**

NO.	Name	F	Min	FG			Rebounds			Fouls		TP	AS	TO	ST	Blocks		+/-
				M-A	3P	FT	OR	DR	TOT	PF	FD					BS	BA	
21	Nyah Leveretter	F	03:58	0-0	0-0	0-0	0	1	1	1	0	0	0	1	0	0	0	0
25	Adebola Adeyeye	F	03:32	0-0	0-0	0-0	0	0	0	2	1	0	0	0	0	0	0	-4
1	Robyn Benton	G	07:00	0-2	0-0	2-2	2	0	2	0	1	2	0	3	0	0	0	-4
5	Blair Green	G	10:00	0-0	0-0	0-0	0	0	0	0	0	0	1	0	0	0	0	-6
11	Jada Walker	G	09:21	0-4	0-2	0-0	0	0	0	2	0	0	0	0	1	0	0	-4
34	Emma King		01:41	0-0	0-0	0-0	0	0	0	0	0	0	0	0	0	0	0	0
4	Eniya Russell		05:54	1-2	0-0	1-2	1	1	2	0	1	3	0	1	0	0	0	-4
20	Amiya Jenkins		05:25	0-2	0-1	0-0	0	2	2	0	0	0	0	2	0	0	0	-4
24	Zennia Thomas		02:30	1-2	0-0	0-0	0	1	1	0	0	2	0	0	0	0	0	-2
23	Cassidy Rowe		00:39	0-0	0-0	0-0	0	0	0	0	0	0	0	0	0	0	0	-2
Team							0	1	1			0		0				
<b>Totals</b>				2-12	0-3	3-4	3	6	9	5	3	7	1	7	1	0	0	-6

Shooting By Period		
2nd FG%	2-12	16.7%
3PT%	0-3	0.0%
FT%	3-4	75%
GM FG%	2-12	16.7%
3PT%	0-3	0.0%
FT%	3-4	75.0%

Dead Ball Rebounds: 0, 0

Technical Fouls::NONE

**Vanderbilt - 13**

NO.	Name	F	Min	FG			Rebounds			Fouls		TP	AS	TO	ST	Blocks		+/-
				M-A	3P	FT	OR	DR	TOT	PF	FD					BS	BA	
5	Yaubryon Chambers	F	01:36	0-0	0-0	0-0	0	0	0	1	0	0	0	0	0	0	0	3
35	Sacha Washington	F	08:24	2-4	0-0	0-0	1	4	5	1	1	4	0	1	0	0	0	3
11	Ciaja Harbison	G	10:00	2-5	0-1	2-2	0	1	1	0	2	6	0	1	0	0	0	6
12	Demi Washington	G	05:16	0-0	0-0	0-0	0	0	0	0	0	0	0	0	1	0	0	6
14	Marnelle Garraud	G	10:00	1-2	0-1	1-1	1	1	2	0	1	3	2	0	0	0	0	6
24	Ryanne Allen		04:44	0-0	0-0	0-0	0	1	1	1	0	0	0	0	0	0	0	0
2	Jada Brown		05:54	0-0	0-0	0-0	0	1	1	0	1	0	0	0	1	0	0	4
21	Bella LaChance		04:06	0-2	0-1	0-0	0	0	0	0	0	0	0	1	0	0	0	2
Team							0	0	0			0		0				
<b>Totals</b>				5-13	0-3	3-3	2	8	10	3	5	13	2	3	2	0	0	6

Shooting By Period		
2nd FG%	5-13	38.5%
3PT%	0-3	0.0%
FT%	3-3	100%
GM FG%	5-13	38.5%
3PT%	0-3	0.0%
FT%	3-3	100.0%

Dead Ball Rebounds: 0, 0

Technical Fouls::NONE

	KEN	VAN
Biggest lead	6 (2 <sup>nd</sup> 4:59)	2 (2 <sup>nd</sup> 1:59)
Best Scoring Run	5 (2 <sup>nd</sup> 4:59)	8 (2 <sup>nd</sup> 1:59)
Lead Changes	1	
Times Tied	2	
Time with Lead	06:05	01:12

Points from	KEN	VAN
Turnovers	0	7
Paint	4	8
Second Chance	3	2
Fast Breaks	0	2
Bench	5	0

	Period by Period Scoring				
	1st	2nd	3rd	4th	TOT
KEN	15	7	13	22	57
VAN	11	13	28	27	79



**Kentucky at Vanderbilt**

02/19/23 Memorial Gymnasium, Nashville  
2022-23 Women's Basketball

Game Time: 2:00 PM  
Game Duration: 2:03  
Attendance: 2,468

Officials: Angelica Suffren, Frank Steratore, Nykeshia Thompson

**Kentucky - 22**

NO.	Name	F	Min	FG			Rebounds			Fouls		TP	AS	TO	ST	Blocks		+/-
				M-A	M-A	M-A	OR	DR	TOT	PF	FD					BS	BA	
21	Nyah Leveretter	F	11:11	0-0	0-0	0-0	0	1	1	3	1	0	0	2	0	0	0	1
25	Adebola Adeyeye	F	12:06	3-4	0-0	2-2	3	2	5	3	2	8	0	1	0	0	1	-3
1	Robyn Benton	G	15:01	0-3	0-0	2-2	2	0	2	0	1	2	1	5	0	1	0	0
5	Blair Green	G	18:46	1-2	1-1	0-0	0	0	0	0	0	3	2	0	0	0	0	-2
11	Jada Walker	G	18:19	1-8	0-2	0-0	0	1	1	2	0	2	0	1	2	0	0	-2
20	Amiya Jenkins		10:01	1-4	0-1	0-0	1	5	6	0	1	2	0	4	0	0	1	2
34	Emma King		04:31	0-1	0-0	0-0	0	0	0	0	0	0	0	0	0	0	1	0
23	Cassidy Rowe		01:41	0-0	0-0	0-0	0	0	0	0	0	0	0	0	0	0	0	0
4	Eniya Russell		05:54	1-2	0-0	1-2	1	1	2	0	1	3	0	1	0	0	0	-4
24	Zennia Thomas		02:30	1-2	0-0	0-0	0	1	1	0	0	2	0	0	0	0	0	-2
Team							1	2	3			0		1				
<b>Totals</b>				8-26	1-4	5-6	8	13	21	8	6	22	3	15	2	1	3	-2

Shooting By Period		
1 <sup>st</sup> FG%	6-14	42.9%
3PT%	1-1	100.0%
FT%	2-2	100%
2 <sup>nd</sup> FG%	2-12	16.7%
3PT%	0-3	0.0%
FT%	3-4	75%
GM FG%	8-26	30.8%
3PT%	1-4	25.0%
FT%	5-6	83.3%

Dead Ball Rebounds: 1, 0

Technical Fouls::NONE

**Vanderbilt - 24**

NO.	Name	F	Min	FG			Rebounds			Fouls		TP	AS	TO	ST	Blocks		+/-
				M-A	M-A	M-A	OR	DR	TOT	PF	FD					BS	BA	
5	Yaubryon Chambers	F	04:40	0-0	0-0	0-0	0	0	0	2	0	0	0	2	1	0	0	3
35	Sacha Washington	F	17:45	2-5	0-0	1-2	2	6	8	2	3	5	1	2	0	2	0	-1
11	Ciaja Harbison	G	19:11	6-12	0-2	2-2	0	1	1	0	3	14	1	1	2	0	0	2
12	Demi Washington	G	07:46	0-0	0-0	0-0	0	0	0	0	0	0	0	0	1	0	0	8
14	Marnelle Garraud	G	20:00	2-5	0-2	1-1	1	1	2	0	1	5	2	2	2	0	1	2
21	Bella LaChance		12:25	0-3	0-1	0-0	0	0	0	0	0	0	0	1	0	0	0	-4
24	Ryanne Allen		12:19	0-2	0-1	0-0	0	1	1	2	0	0	0	1	0	1	0	-4
2	Jada Brown		05:54	0-0	0-0	0-0	0	1	1	0	1	0	0	0	1	0	0	4
Team							2	0	2			0		0				
<b>Totals</b>				10-27	0-6	4-5	5	10	15	6	8	24	4	9	7	3	1	2

Shooting By Period		
1 <sup>st</sup> FG%	5-14	35.7%
3PT%	0-3	0.0%
FT%	1-2	50%
2 <sup>nd</sup> FG%	5-13	38.5%
3PT%	0-3	0.0%
FT%	3-3	100%
GM FG%	10-27	37.0%
3PT%	0-6	0.0%
FT%	4-5	80.0%

Dead Ball Rebounds: 0, 0

Technical Fouls::NONE

	KEN	VAN
Biggest lead	6 (2 <sup>nd</sup> 4:59)	4 (1 <sup>st</sup> 8:47)
Best Scoring Run	7 (1 <sup>st</sup> 3:14)	8 (2 <sup>nd</sup> 1:59)
Lead Changes	4	
Times Tied	4	
Time with Lead	11:15	04:12

Points from	KEN	VAN
Turnovers	4	13
Paint	12	18
Second Chance	7	2
Fast Breaks	0	4
Bench	7	0

	Period by Period Scoring				
	1st	2nd	3rd	4th	TOT
KEN	15	7	13	22	57
VAN	11	13	28	27	79



**Kentucky at Vanderbilt**

02/19/23 Memorial Gymnasium, Nashville  
2022-23 Women's Basketball

**Game Time:** 2:00 PM  
**Game Duration:** 2:03  
**Attendance:** 2,468

**Officials:** Angelica Suffren, Frank Steratore, Nykessa Thompson

**Period 3**

**Quarter Starters:**

<b>VAN</b>	11 Harbison C	12 Washington D	14 Garraud M	21 LaChance B	35 Washington S
<b>KEN</b>	1 Benton R	5 Green B	11 Walker J	21 Leveretter N	25 Adeyeye A

Game Time	VAN	Score	Diff	KEN
10:00	5 CHAMBERS Y substitution out			
10:00	35 WASHINGTON S substitution in			
10:00				20 JENKINS A substitution out
10:00				23 ROWE C substitution out
10:00				24 THOMAS Z substitution out
10:00				11 WALKER J substitution in
10:00				21 LEVERETTER N substitution in
10:00				25 ADEYEYE A substitution in
09:47	14 GARRAUD M 2pt FG in the paint, driving layup made (7)	<b>26-22</b>	<b>4</b>	
09:42	12 WASHINGTON D foul personal (1 - 1)			1 BENTON R foul drawn (2)
09:31				1 BENTON R 2pt FG outside the paint, pull up jump shot missed
09:29	21 LACHANCE B defensive rebound (1)			
09:21	35 WASHINGTON S 2pt FG in the paint, hook shot missed			
09:20	35 WASHINGTON S offensive rebound (9)			
09:20	35 WASHINGTON S foul drawn (4)			25 ADEYEYE A foul personal (4 - 1)
09:20				25 ADEYEYE A substitution out
09:20				20 JENKINS A substitution in
09:00	14 GARRAUD M 2pt FG second chance in the paint, driving layup made (9)	<b>28-22</b>	<b>6</b>	
08:51	21 LACHANCE B steal (1)			11 WALKER J turnover bad pass (2)
08:44	14 GARRAUD M 2pt FG fast break from turnover in the paint, driving layup made (11)	<b>30-22</b>	<b>8</b>	
08:32				Timeout 30 Sec
08:32	Timeout media			
08:32				11 WALKER J substitution out
08:32				23 ROWE C substitution in
08:22	14 GARRAUD M foul personal (1 - 2)			20 JENKINS A foul drawn (2)
08:22	35 WASHINGTON S foul personal (3 - 3)			5 GREEN B foul drawn (1)
08:20				1 BENTON R 2pt FG outside the paint, jump shot missed
08:17	12 WASHINGTON D defensive rebound (1)			
08:09	12 WASHINGTON D 2pt FG outside the paint, pull up jump shot made (2)	<b>32-22</b>	<b>10</b>	
08:09	35 WASHINGTON S assist (2)			
07:57	11 HARBISON C steal (3)			1 BENTON R turnover bad pass (6)
07:51	35 WASHINGTON S 2pt FG fast break from turnover in the paint, layup made (7)	<b>34-22</b>	<b>12</b>	
07:51	11 HARBISON C assist (2)			
07:44				1 BENTON R turnover bad pass (7)
07:44	35 WASHINGTON S substitution out			
07:44	5 CHAMBERS Y substitution in			
07:28	5 CHAMBERS Y 2pt FG from turnover in the paint, layup made (2)	<b>36-22</b>	<b>14</b>	
07:28	12 WASHINGTON D assist (1)			
07:15				Timeout 30 Sec
07:15	Timeout media			



**Kentucky at Vanderbilt**

02/19/23 Memorial Gymnasium, Nashville  
2022-23 Women's Basketball

**Game Time:** 2:00 PM  
**Game Duration:** 2:03  
**Attendance:** 2,468

**Officials:** Angelica Suffren, Frank Steratore, Nykesha Thompson

Game Time	VAN	Score	Diff	KEN
07:15				1 BENTON R substitution out
07:15				23 ROWE C substitution out
07:15				11 WALKER J substitution in
07:15				34 KING E substitution in
07:02				5 GREEN B 2pt FG outside the paint, jump shot blocked
07:02	14 GARRAUD M block (1)			
06:56	5 CHAMBERS Y defensive rebound (1)			
06:55	14 GARRAUD M 2pt FG fast break in the paint, layup made (13)	<b>38-22</b>	<b>16</b>	
06:54	21 LACHANCE B substitution out			
06:54	2 BROWN J substitution in			
06:45	12 WASHINGTON D foul shooting (2 - 4)			20 JENKINS A foul drawn (3)
06:45		<b>38-23</b>	<b>15</b>	20 JENKINS A free throw 1 - 2 made (3)
06:45				20 JENKINS A free throw 2 - 2 missed
06:45				5 GREEN B offensive rebound (1)
06:45	5 CHAMBERS Y foul personal (3 - 5)			5 GREEN B foul drawn (2)
06:45		<b>38-24</b>	<b>14</b>	21 LEVERETTER N free throw 1 - 2 made (1)
06:45		<b>38-25</b>	<b>13</b>	21 LEVERETTER N free throw 2 - 2 made (2)
06:35	14 GARRAUD M 3pt FG , pull up jump shot made (16)	<b>41-25</b>	<b>16</b>	
06:35	2 BROWN J assist (1)			
06:07	12 WASHINGTON D foul personal (3 - 6)			11 WALKER J foul drawn (1)
06:07		<b>41-26</b>	<b>15</b>	11 WALKER J free throw 1 - 2 made (3)
06:07		<b>41-27</b>	<b>14</b>	11 WALKER J free throw 2 - 2 made (4)
05:46	2 BROWN J 3pt FG , jump shot made (3)	<b>44-27</b>	<b>17</b>	
05:46	14 GARRAUD M assist (3)			
05:28				34 KING E 2pt FG in the paint, driving layup missed
05:25				20 JENKINS A offensive rebound (7)
05:25	jump ball situation			
05:25	5 CHAMBERS Y substitution out			
05:25	35 WASHINGTON S substitution in			
05:25				20 JENKINS A substitution out
05:25				1 BENTON R substitution in
05:23		<b>44-29</b>	<b>15</b>	5 GREEN B 2pt FG second chance in the paint, jump shot made (5)
05:09	14 GARRAUD M 3pt FG , jump shot missed			
05:06				defensive rebound (24)
04:49				5 GREEN B 2pt FG outside the paint, pull up jump shot missed
04:47				21 LEVERETTER N offensive rebound (2)
04:47	12 WASHINGTON D foul personal (4 - 7)			21 LEVERETTER N foul drawn (2)
04:47				21 LEVERETTER N substitution out
04:47				24 THOMAS Z substitution in
04:47	12 WASHINGTON D substitution out			
04:47	24 ALLEN R substitution in			
04:47				24 THOMAS Z free throw 1 - 2 missed
04:47				offensive dead ball rebound (2)
04:47				24 THOMAS Z free throw 2 - 2 missed
04:46	35 WASHINGTON S defensive rebound (10)			
04:24	2 BROWN J 3pt FG , jump shot missed			
04:18				1 BENTON R defensive rebound (3)
04:12		<b>44-31</b>	<b>13</b>	24 THOMAS Z 2pt FG in the paint, layup made (4)



**Kentucky at Vanderbilt**

02/19/23 Memorial Gymnasium, Nashville  
2022-23 Women's Basketball

**Game Time:** 2:00 PM  
**Game Duration:** 2:03  
**Attendance:** 2,468

**Officials:** Angelica Suffren, Frank Steratore, Nykeshia Thompson

Game Time	VAN	Score	Diff	KEN
04:12				5 GREEN B assist (3)
04:10	Timeout 30 Sec			
04:10	2 BROWN J substitution out			
04:10	35 WASHINGTON S substitution out			
04:10	5 CHAMBERS Y substitution in			
04:10	21 LACHANCE B substitution in			
03:58	14 GARRAUD M 3pt FG , jump shot missed			
03:54	5 CHAMBERS Y offensive rebound (2)			
03:47	5 CHAMBERS Y turnover bad pass (3)			11 WALKER J steal (3)
03:47				11 WALKER J turnover out of bounds (3)
03:35	11 HARBISON C 2pt FG from turnover in the paint, jump shot blocked			
03:35				1 BENTON R block (2)
03:29	24 ALLEN R offensive rebound (2)			
03:19	21 LACHANCE B 3pt FG from turnover second chance, jump shot missed			
03:14	5 CHAMBERS Y offensive rebound (3)			
03:04	14 GARRAUD M 3pt FG from turnover second chance, jump shot made (19)	<b>47-31</b>	<b>16</b>	
03:04	21 LACHANCE B assist (1)			
02:48				34 KING E substitution out
02:48				4 RUSSELL E substitution in
02:47	11 HARBISON C steal (4)			1 BENTON R turnover bad pass (8)
02:44	11 HARBISON C foul drawn (4)			1 BENTON R foul personal (1 - 2)
02:44	5 CHAMBERS Y substitution out			
02:44	35 WASHINGTON S substitution in			
02:35	14 GARRAUD M 3pt FG from turnover, jump shot missed			
02:32	35 WASHINGTON S offensive rebound (11)			
02:31	35 WASHINGTON S foul drawn (5)			1 BENTON R foul personal (2 - 3)
02:15	35 WASHINGTON S 2pt FG from turnover second chance outside the paint, jump shot missed			
02:11				24 THOMAS Z defensive rebound (2)
02:04		<b>47-33</b>	<b>14</b>	24 THOMAS Z 2pt FG in the paint, layup made (6)
02:04				1 BENTON R assist (2)
01:48	24 ALLEN R 3pt FG , jump shot made (3)	<b>50-33</b>	<b>17</b>	
01:48	11 HARBISON C assist (3)			
01:27				11 WALKER J 2pt FG in the paint, floating jump shot missed
01:23	35 WASHINGTON S defensive rebound (12)			
01:18	35 WASHINGTON S 2pt FG in the paint, layup missed			
01:14				defensive rebound (28)
01:03				1 BENTON R 2pt FG in the paint, driving layup missed
01:00	11 HARBISON C defensive rebound (2)			
00:57	11 HARBISON C turnover bad pass (2)			
00:28		<b>50-35</b>	<b>15</b>	5 GREEN B 2pt FG from turnover outside the paint, pull up jump shot made (7)
00:21	21 LACHANCE B foul drawn (1)			4 RUSSELL E foul personal (1 - 4)
00:00	11 HARBISON C 2pt FG in the paint, layup missed			
00:00	35 WASHINGTON S offensive rebound (13)			
00:00	35 WASHINGTON S foul drawn (6)			1 BENTON R foul shooting (3 - 5)
00:00	35 WASHINGTON S free throw 1 - 2 made (8)	<b>51-35</b>	<b>16</b>	
00:00	35 WASHINGTON S free throw 2 - 2 made (9)	<b>52-35</b>	<b>17</b>	



Official Basketball Play by Play - 3rd Period

### Kentucky at Vanderbilt

02/19/23 Memorial Gymnasium, Nashville  
2022-23 Women's Basketball

Game Time: 2:00 PM

Game Duration: 2:03

Attendance: 2,468

Officials: Angelica Suffren, Frank Steratore, Nykesha Thompson

Game Time	VAN	Score	Diff	KEN
END OF PERIOD				
VAN 52-35 KEN				



**Kentucky at Vanderbilt**

02/19/23 Memorial Gymnasium, Nashville  
2022-23 Women's Basketball

Game Time: 2:00 PM  
Game Duration: 2:03  
Attendance: 2,468

Officials: Angelica Suffren, Frank Steratore, Nykesha Thompson

**Kentucky - 13**

NO.	Name	F	Min	FG			Rebounds			Fouls		TP	AS	TO	ST	Blocks		+/-
				M-A	M-A	M-A	OR	DR	TOT	PF	FD					BS	BA	
21	Nyah Leveretter	F	05:13	0-0	0-0	2-2	1	0	1	0	1	2	0	0	0	0	0	-13
25	Adebola Adeyeye	F	00:40	0-0	0-0	0-0	0	0	0	1	0	0	0	0	0	0	0	-2
1	Robyn Benton	G	08:10	0-3	0-0	0-0	0	1	1	3	1	0	1	3	0	1	0	-12
5	Blair Green	G	10:00	2-4	0-0	0-0	1	0	1	0	2	4	1	0	0	0	1	-15
11	Jada Walker	G	08:43	0-1	0-0	2-2	0	0	0	0	1	2	0	2	1	0	0	-9
20	Amiya Jenkins		03:55	0-0	0-0	1-2	1	0	1	0	2	1	0	0	0	0	0	-13
23	Cassidy Rowe		01:17	0-0	0-0	0-0	0	0	0	0	0	0	0	0	0	0	0	-6
34	Emma King		04:27	0-1	0-0	0-0	0	0	0	0	0	0	0	0	0	0	0	-2
24	Zennia Thomas		04:47	2-2	0-0	0-2	0	1	1	0	0	4	0	0	0	0	0	-2
4	Eniya Russell		02:48	0-0	0-0	0-0	0	0	0	1	0	0	0	0	0	0	0	-1
Team							0	2	2			0		0				
<b>Totals</b>				4-11	0-0	5-8	3	4	7	5	7	13	2	5	1	1	1	-15

Shooting By Period		
3rd FG%	4-11	36.4%
3PT%	0-0	0.0%
FT%	5-8	62.5%
GM FG%	4-11	36.4%
3PT%	0-0	0.0%
FT%	5-8	62.5%

Dead Ball Rebounds: 1, 0

Technical Fouls::NONE

**Vanderbilt - 28**

NO.	Name	F	Min	FG			Rebounds			Fouls		TP	AS	TO	ST	Blocks		+/-
				M-A	M-A	M-A	OR	DR	TOT	PF	FD					BS	BA	
5	Yaubryon Chambers	F	03:45	1-1	0-0	0-0	2	1	3	1	0	2	0	1	0	0	0	8
35	Sacha Washington	F	06:15	1-4	0-0	2-2	3	2	5	1	3	4	1	0	0	0	0	7
11	Ciaja Harbison	G	10:00	0-2	0-0	0-0	0	1	1	0	1	0	2	1	2	0	1	15
12	Demi Washington	G	05:13	1-1	0-0	0-0	0	1	1	4	0	2	1	0	0	0	0	13
14	Marnelle Garraud	G	10:00	6-9	2-5	0-0	0	0	0	1	0	14	1	0	0	1	0	15
2	Jada Brown		02:44	1-2	1-2	0-0	0	0	0	0	0	3	1	0	0	0	0	-3
24	Ryanne Allen		04:47	1-1	1-1	0-0	1	0	1	0	0	3	0	0	0	0	0	2
21	Bella LaChance		07:16	0-1	0-1	0-0	0	1	1	0	1	0	1	0	1	0	0	18
Team							0	0	0			0		0				
<b>Totals</b>				11-21	4-9	2-2	6	6	12	7	5	28	7	2	3	1	1	15

Shooting By Period		
3rd FG%	11-21	52.4%
3PT%	4-9	44.4%
FT%	2-2	100%
GM FG%	11-21	52.4%
3PT%	4-9	44.4%
FT%	2-2	100.0%

Dead Ball Rebounds: 0, 0

Technical Fouls::NONE

	KEN	VAN
Biggest lead	0 (1 <sup>st</sup> 10:00)	17 (3 <sup>rd</sup> 5:46)
Best Scoring Run	4(3 <sup>rd</sup> 4:12)	14(3 <sup>rd</sup> 6:55)
Lead Changes	0	
Times Tied	0	
Time with Lead	00:00	09:47

Points from	KEN	VAN
Turnovers	2	9
Paint	6	12
Second Chance	4	7
Fast Breaks	0	6
Bench	5	6

Period by Period Scoring					
	1st	2nd	3rd	4th	TOT
KEN	15	7	13	22	57
VAN	11	13	28	27	79



**Kentucky at Vanderbilt**

02/19/23 Memorial Gymnasium, Nashville  
2022-23 Women's Basketball

**Game Time:** 2:00 PM  
**Game Duration:** 2:03  
**Attendance:** 2,468

**Officials:** Angelica Suffren, Frank Steratore, Nykesha Thompson

**Period 4**

**Quarter Starters:**

<b>VAN</b>	11 Harbison C	14 Garraud M	21 LaChance B	24 Allen R	35 Washington S
<b>KEN</b>	1 Benton R	4 Russell E	5 Green B	11 Walker J	25 Adeyeye A

Game Time	VAN	Score	Diff	KEN
10:00				24 THOMAS Z substitution out
10:00				25 ADEYEYE A substitution in
09:43	11 HARBISON C 3pt FG , jump shot made (17)	<b>55-35</b>	<b>20</b>	
09:17				1 BENTON R 2pt FG in the paint, driving layup missed
09:16				offensive rebound (29)
09:16				1 BENTON R foul player technical (4 - 1)
09:16				1 BENTON R turnover offensive (9)
09:16				1 BENTON R substitution out
09:16				20 JENKINS A substitution in
09:16	11 HARBISON C free throw 1 - 2 made (18)	<b>56-35</b>	<b>21</b>	
09:16				foul direct technical (2)
09:16	11 HARBISON C free throw 1 - 2 made (19)	<b>57-35</b>	<b>22</b>	
09:16	11 HARBISON C free throw 2 - 2 missed			
09:16	offensive dead ball rebound (1)			
09:16	11 HARBISON C free throw 2 - 2 made (20)	<b>58-35</b>	<b>23</b>	
09:08	24 ALLEN R foul offensive (3 - 1)			20 JENKINS A foul drawn (4)
09:08	24 ALLEN R turnover offensive (2)			
08:55				11 WALKER J 2pt FG from turnover outside the paint, jump shot missed
08:51	24 ALLEN R defensive rebound (3)			
08:40	14 GARRAUD M foul drawn (2)			20 JENKINS A foul shooting (1 - 3)
08:40	14 GARRAUD M free throw 1 - 2 made (20)	<b>59-35</b>	<b>24</b>	
08:40	14 GARRAUD M free throw 2 - 2 made (21)	<b>60-35</b>	<b>25</b>	
08:40	24 ALLEN R substitution out			
08:40	12 WASHINGTON D substitution in			
08:27				4 RUSSELL E 2pt FG in the paint, jump shot missed
08:22	12 WASHINGTON D defensive rebound (2)			
08:19	11 HARBISON C 2pt FG fast break in the paint, turnaround jump shot made (22)	<b>62-35</b>	<b>27</b>	
08:10	21 LACHANCE B foul shooting (1 - 2)			4 RUSSELL E foul drawn (2)
08:10				4 RUSSELL E free throw 1 - 2 missed
08:10				offensive dead ball rebound (3)
08:10		<b>62-36</b>	<b>26</b>	4 RUSSELL E free throw 2 - 2 made (4)
07:51	35 WASHINGTON S 2pt FG in the paint, layup missed			
07:47	35 WASHINGTON S offensive rebound (14)			
07:47	35 WASHINGTON S 2pt FG second chance in the paint, layup missed			
07:45				25 ADEYEYE A defensive rebound (6)
07:42				11 WALKER J 2pt FG in the paint, driving layup missed
07:38				25 ADEYEYE A offensive rebound (7)
07:37		<b>62-38</b>	<b>24</b>	25 ADEYEYE A 2pt FG second chance in the paint, layup made (10)
07:26	35 WASHINGTON S 2pt FG in the paint, layup made (11)	<b>64-38</b>	<b>26</b>	
07:26	11 HARBISON C assist (4)			





**Kentucky at Vanderbilt**

02/19/23 Memorial Gymnasium, Nashville  
2022-23 Women's Basketball

**Game Time:** 2:00 PM  
**Game Duration:** 2:03  
**Attendance:** 2,468

**Officials:** Angelica Suffren, Frank Steratore, Nykeshia Thompson

Game Time	VAN	Score	Diff	KEN
07:05				4 RUSSELL E 2pt FG outside the paint, pull up jump shot missed
07:02	35 WASHINGTON S defensive rebound (15)			
06:47	12 WASHINGTON D 2pt FG in the paint, layup made (4)	<b>66-38</b>	<b>28</b>	
06:47	14 GARRAUD M assist (4)			
06:27		<b>66-40</b>	<b>26</b>	11 WALKER J 2pt FG in the paint, jump shot made (6)
06:25	Timeout media			
06:25	Timeout 30 Sec			
06:25	12 WASHINGTON D substitution out			
06:25	24 ALLEN R substitution in			
06:25				4 RUSSELL E substitution out
06:25				34 KING E substitution in
06:11	21 LACHANCE B 2pt FG outside the paint, jump shot missed			
06:07				20 JENKINS A defensive rebound (8)
06:03				20 JENKINS A turnover travel (5)
06:01	14 GARRAUD M foul drawn (3)			11 WALKER J foul personal (3 - 4)
05:42	21 LACHANCE B foul drawn (2)			20 JENKINS A foul shooting (2 - 5)
05:42	21 LACHANCE B free throw 1 - 2 made (1)	<b>67-40</b>	<b>27</b>	
05:42	21 LACHANCE B free throw 2 - 2 made (2)	<b>68-40</b>	<b>28</b>	
05:34				5 GREEN B 3pt FG , jump shot missed
05:31	14 GARRAUD M defensive rebound (3)			
05:23	35 WASHINGTON S 2pt FG in the paint, layup made (13)	<b>70-40</b>	<b>30</b>	
05:23	24 ALLEN R assist (1)			
05:13		<b>70-42</b>	<b>28</b>	11 WALKER J 2pt FG outside the paint, jump shot made (8)
05:04	35 WASHINGTON S 2pt FG in the paint, layup made (15)	<b>72-42</b>	<b>30</b>	
05:04	11 HARBISON C assist (5)			
04:52	35 WASHINGTON S foul personal (4 - 3)			25 ADEYEYE A foul drawn (3)
04:52	24 ALLEN R substitution out			
04:52	35 WASHINGTON S substitution out			
04:52	5 CHAMBERS Y substitution in			
04:52	12 WASHINGTON D substitution in			
04:46		<b>72-44</b>	<b>28</b>	20 JENKINS A 2pt FG in the paint, driving layup made (5)
04:29	jump ball situation			
04:29	12 WASHINGTON D turnover lost ball (1)			11 WALKER J steal (4)
04:13		<b>72-46</b>	<b>26</b>	20 JENKINS A 2pt FG from turnover in the paint, layup made (7)
04:02	11 HARBISON C foul drawn (5)			11 WALKER J foul personal (4 - 6)
04:02	11 HARBISON C free throw 1 - 2 made (23)	<b>73-46</b>	<b>27</b>	
04:02	11 HARBISON C free throw 2 - 2 made (24)	<b>74-46</b>	<b>28</b>	
03:50		<b>74-48</b>	<b>26</b>	5 GREEN B 2pt FG in the paint, layup made (9)
03:31	14 GARRAUD M 2pt FG in the paint, driving layup made (23)	<b>76-48</b>	<b>28</b>	
03:20				11 WALKER J 2pt FG in the paint, driving layup missed
03:18				25 ADEYEYE A offensive rebound (8)
03:18		<b>76-50</b>	<b>26</b>	25 ADEYEYE A 2pt FG second chance in the paint, layup made (12)
03:18	21 LACHANCE B foul shooting (2 - 4)			25 ADEYEYE A foul drawn (4)
03:18				20 JENKINS A substitution out
03:18				4 RUSSELL E substitution in
03:18	21 LACHANCE B substitution out			
03:18	2 BROWN J substitution in			
03:18		<b>76-51</b>	<b>25</b>	25 ADEYEYE A free throw 1 - 1 made (13)



**Kentucky at Vanderbilt**

02/19/23 Memorial Gymnasium, Nashville  
2022-23 Women's Basketball

**Game Time:** 2:00 PM  
**Game Duration:** 2:03  
**Attendance:** 2,468

**Officials:** Angelica Suffren, Frank Steratore, Nykeshia Thompson

Game Time	VAN	Score	Diff	KEN
03:02	5 CHAMBERS Y 2pt FG in the paint, driving layup missed			
02:59	12 WASHINGTON D offensive rebound (3)			
02:46	11 HARBISON C 2pt FG second chance in the paint, layup blocked			
02:46				34 KING E block (1)
02:42				34 KING E defensive rebound (1)
02:27				4 RUSSELL E 2pt FG in the paint, jump shot missed
02:25	12 WASHINGTON D defensive rebound (4)			
02:25	jump ball situation			
02:09	14 GARRAUD M 2pt FG in the paint, driving layup missed			
02:07				25 ADEYEYE A defensive rebound (9)
02:03		<b>76-53</b>	<b>23</b>	5 GREEN B 2pt FG fast break in the paint, layup made (11)
02:03				11 WALKER J assist (1)
01:38	14 GARRAUD M 2pt FG in the paint, layup missed			
01:35				11 WALKER J defensive rebound (2)
01:28		<b>76-55</b>	<b>21</b>	4 RUSSELL E 2pt FG in the paint, driving layup made (6)
01:28	5 CHAMBERS Y foul shooting (4 - 5)			4 RUSSELL E foul drawn (3)
01:28				5 GREEN B substitution out
01:28				11 WALKER J substitution out
01:28				23 ROWE C substitution in
01:28				24 THOMAS Z substitution in
01:28				4 RUSSELL E free throw 1 - 1 missed
01:26	12 WASHINGTON D defensive rebound (5)			
01:16	5 CHAMBERS Y turnover bad pass (4)			
01:16				4 RUSSELL E substitution out
01:16				2 TYLER S substitution in
01:03				23 ROWE C 3pt FG from turnover, jump shot missed
00:59	12 WASHINGTON D defensive rebound (6)			
00:42	12 WASHINGTON D 3pt FG , jump shot made (7)	<b>79-55</b>	<b>24</b>	
00:42	14 GARRAUD M assist (5)			
00:17		<b>79-57</b>	<b>22</b>	23 ROWE C 2pt FG in the paint, jump shot made (2)
<b>END OF GAME</b>				
<b>VAN 79-57 KEN</b>				



**Kentucky at Vanderbilt**

02/19/23 Memorial Gymnasium, Nashville  
2022-23 Women's Basketball

Game Time: 2:00 PM  
Game Duration: 2:03  
Attendance: 2,468

Officials: Angelica Suffren, Frank Steratore, Nykesha Thompson

**Kentucky - 22**

NO.	Name	F	Min	FG			Rebounds			Fouls		TP	AS	TO	ST	Blocks		+/-	
				M-A	M-A	M-A	OR	DR	TOT	PF	FD					BS	BA		
21	Nyah Leveretter	F	00:00	0-0	0-0	0-0	0	0	0	0	0	0	0	0	0	0	0	0	
25	Adebola Adeyeye	F	10:00	2-2	0-0	1-1	2	2	4	0	2	5	0	0	0	0	0	-5	
1	Robyn Benton	G	00:44	0-1	0-0	0-0	0	0	0	1	0	0	0	1	0	0	0	-3	
5	Blair Green	G	08:32	2-3	0-1	0-0	0	0	0	0	0	4	0	0	0	0	0	-4	
11	Jada Walker	G	08:32	2-5	0-0	0-0	0	1	1	2	0	4	1	0	1	0	0	-4	
20	Amiya Jenkins		05:58	2-2	0-0	0-0	0	1	1	2	1	4	0	1	0	0	0	-6	
34	Emma King		06:25	0-0	0-0	0-0	0	1	1	0	0	0	0	0	0	1	0	4	
4	Eniya Russell		05:37	1-4	0-0	1-3	0	0	0	0	2	3	0	0	0	0	0	-4	
23	Cassidy Rowe		01:28	1-2	0-1	0-0	0	0	0	0	0	2	0	0	0	0	0	-1	
24	Zennia Thomas		01:28	0-0	0-0	0-0	0	0	0	0	0	0	0	0	0	0	0	-1	
2	Saniah Tyler		01:16	0-0	0-0	0-0	0	0	0	0	0	0	0	0	0	0	0	-1	
Team							1	0	1			0		0					
<b>Totals</b>				10-19	0-2	2-4	3	5	8	6	5	22	1	2	1	1	0	0	-5

Shooting By Period		
4 <sup>th</sup> FG%	10-19	52.6%
3PT%	0-2	0.0%
FT%	2-4	50%
GM FG%	10-19	52.6%
3PT%	0-2	0.0%
FT%	2-4	50.0%

Dead Ball Rebounds: 1, 0

Technical Fouls: Benton 4<sup>th</sup>9:16 Coach 4<sup>th</sup>9:16

**Vanderbilt - 27**

NO.	Name	F	Min	FG			Rebounds			Fouls		TP	AS	TO	ST	Blocks		+/-
				M-A	M-A	M-A	OR	DR	TOT	PF	FD					BS	BA	
5	Yaubryon Chambers	F	04:52	0-1	0-0	0-0	0	0	0	1	0	0	0	1	0	0	0	-8
35	Sacha Washington	F	05:08	3-5	0-0	0-0	1	1	2	1	0	6	0	0	0	0	0	13
11	Ciaja Harbison	G	10:00	2-3	1-1	5-6	0	0	0	0	1	10	2	0	0	0	1	5
12	Demi Washington	G	07:07	2-2	1-1	0-0	1	4	5	0	0	5	0	1	0	0	0	-7
14	Marnelle Garraud	G	10:00	1-3	0-0	2-2	0	1	1	0	2	4	2	0	0	0	0	5
21	Bella LaChance		06:42	0-1	0-0	2-2	0	0	0	2	1	2	0	0	0	0	0	9
24	Ryanne Allen		02:53	0-0	0-0	0-0	0	1	1	1	0	0	1	1	0	0	0	12
2	Jada Brown		03:18	0-0	0-0	0-0	0	0	0	0	0	0	0	0	0	0	0	-4
Team							0	0	0			0		0				
<b>Totals</b>				8-15	2-2	9-10	2	7	9	5	4	27	5	3	0	0	1	5

Shooting By Period		
4 <sup>th</sup> FG%	8-15	53.3%
3PT%	2-2	100.0%
FT%	9-10	90%
GM FG%	8-15	53.3%
3PT%	2-2	100.0%
FT%	9-10	90.0%

Dead Ball Rebounds: 1, 0

Technical Fouls::NONE

	KEN	VAN
Biggest lead	0 (1 <sup>st</sup> 10:00)	30 (4 <sup>th</sup> 5:23)
Best Scoring Run	7(4 <sup>th</sup> 1:28)	10(4 <sup>th</sup> 8:19)
Lead Changes	0	
Times Tied	0	
Time with Lead	00:00	09:43

	KEN	VAN
Points from		
Turnovers	2	4
Paint	18	12
Second Chance	5	0
Fast Breaks	2	2
Bench	9	2

	Period by Period Scoring				
	1st	2nd	3rd	4th	TOT
KEN	15	7	13	22	57
VAN	11	13	28	27	79



**Kentucky at Vanderbilt**

02/19/23 Memorial Gymnasium, Nashville  
2022-23 Women's Basketball

Game Time: 2:00 PM  
Game Duration: 2:03  
Attendance: 2,468

Officials: Angelica Suffren, Frank Steratore, Nykeshia Thompson

**Kentucky - 35**

NO.	Name	F	Min	FG	3P	FT	Rebounds			Fouls		TP	AS	TO	ST	Blocks		+/-
				M-A	M-A	M-A	OR	DR	TOT	PF	FD					BS	BA	
21	Nyah Leveretter	F	05:13	0-0	0-0	2-2	1	0	1	0	1	2	0	0	0	0	0	-13
25	Adebola Adeyeye	F	10:40	2-2	0-0	1-1	2	2	4	1	2	5	0	0	0	0	0	-7
1	Robyn Benton	G	08:54	0-4	0-0	0-0	0	1	1	4	1	0	1	4	0	1	0	-15
5	Blair Green	G	18:32	4-7	0-1	0-0	1	0	1	0	2	8	1	0	0	0	1	-19
11	Jada Walker	G	17:15	2-6	0-0	2-2	0	1	1	2	1	6	1	2	2	0	0	-13
20	Amiya Jenkins		09:53	2-2	0-0	1-2	1	1	2	2	3	5	0	1	0	0	0	-19
23	Cassidy Rowe		02:45	1-2	0-1	0-0	0	0	0	0	0	2	0	0	0	0	0	-7
34	Emma King		10:52	0-1	0-0	0-0	0	1	1	0	0	0	0	0	0	1	0	2
24	Zennia Thomas		06:15	2-2	0-0	0-2	0	1	1	0	0	4	0	0	0	0	0	-3
4	Eniya Russell		08:25	1-4	0-0	1-3	0	0	0	1	2	3	0	0	0	0	0	-5
2	Saniah Tyler		01:16	0-0	0-0	0-0	0	0	0	0	0	0	0	0	0	0	0	-1
Team							1	2	3			0		0				
<b>Totals</b>				14-30	0-2	7-12	6	9	15	11	12	35	3	7	2	2	1	-20

Shooting By Period		
3 <sup>rd</sup> FG%	4-11	36.4%
3PT%	0-0	0.0%
FT%	5-8	62.5%
4 <sup>th</sup> FG%	10-19	52.6%
3PT%	0-2	0.0%
FT%	2-4	50%
GM FG%	14-30	46.7%
3PT%	0-2	0.0%
FT%	7-12	58.3%

Dead Ball Rebounds: 2, 0

Technical Fouls: Benton 4<sup>th</sup>9:16 Coach 4<sup>th</sup>9:16

**Vanderbilt - 55**

NO.	Name	F	Min	FG	3P	FT	Rebounds			Fouls		TP	AS	TO	ST	Blocks		+/-
				M-A	M-A	M-A	OR	DR	TOT	PF	FD					BS	BA	
5	Yaubryon Chambers	F	08:37	1-2	0-0	0-0	2	1	3	2	0	2	0	2	0	0	0	0
35	Sacha Washington	F	11:23	4-9	0-0	2-2	4	3	7	2	3	10	1	0	0	0	0	20
11	Ciaja Harbison	G	20:00	2-5	1-1	5-6	0	1	1	0	2	10	4	1	2	0	2	20
12	Demi Washington	G	12:20	3-3	1-1	0-0	1	5	6	4	0	7	1	1	0	0	0	6
14	Marnelle Garraud	G	20:00	7-12	2-5	2-2	0	1	1	1	2	18	3	0	0	1	0	20
2	Jada Brown		06:02	1-2	1-2	0-0	0	0	0	0	0	3	1	0	0	0	0	-7
24	Ryanne Allen		07:40	1-1	1-1	0-0	1	1	2	1	0	3	1	1	0	0	0	14
21	Bella LaChance		13:58	0-2	0-1	2-2	0	1	1	2	2	2	1	0	1	0	0	27
Team							0	0	0			0		0				
<b>Totals</b>				19-36	6-11	11-12	8	13	21	12	9	55	12	5	3	1	2	20

Shooting By Period		
3 <sup>rd</sup> FG%	11-21	52.4%
3PT%	4-9	44.4%
FT%	2-2	100%
4 <sup>th</sup> FG%	8-15	53.3%
3PT%	2-2	100.0%
FT%	9-10	90%
GM FG%	19-36	52.8%
3PT%	6-11	54.5%
FT%	11-12	91.7%

Dead Ball Rebounds: 1, 0

Technical Fouls: NONE

	KEN	VAN
Biggest lead	0 (1 <sup>st</sup> 10:00)	30 (4 <sup>th</sup> 5:23)
Best Scoring Run	7 (4 <sup>th</sup> 1:28)	14 (3 <sup>rd</sup> 6:55)
Lead Changes	0	
Times Tied	0	
Time with Lead	00:00	19:47

	KEN	VAN
Points from		
Turnovers	4	13
Paint	24	24
Second Chance	9	7
Fast Breaks	2	8
Bench	14	8

	Period by Period Scoring				
	1st	2nd	3rd	4th	TOT
KEN	15	7	13	22	57
VAN	11	13	28	27	79



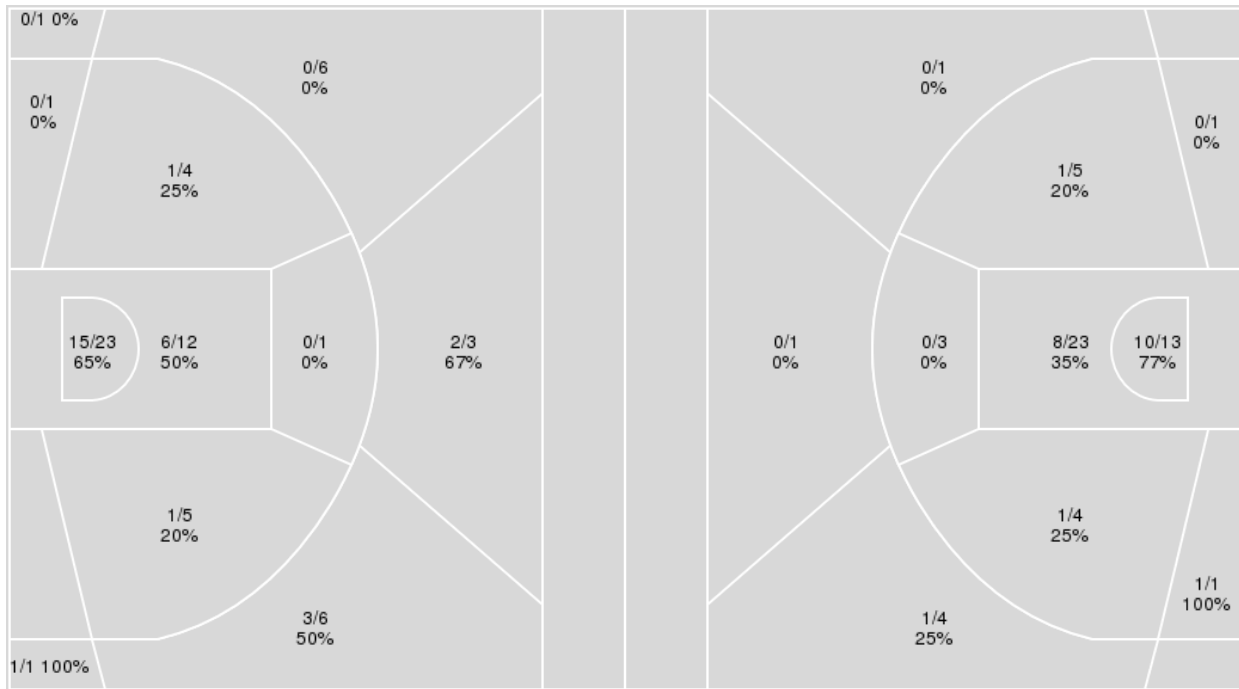
**Officials:** Angelica Suffren, Frank Steratore, Nykeshia Thompson

{ Players => 2, 3, 5, 11, 12, 14, 21, 23, 24, 32, 35, 50; } FG Types => All; Results => All;

{ Players => 0, 1, 2, 3, 4, 5, 11, 13, 20, 21, 22, 23, 24, 25, 34; } FG Types => All; Results => All;

**Vanderbilt**

**Kentucky**



Vanderbilt	M/A	%
Field Goals	29/63	46
2 Points	23/46	50
3 Points	6/17	35
Free Throws	15/17	88

Kentucky	M/A	%
Field Goals	22/56	39
2 Points	21/50	42
3 Points	1/6	17
Free Throws	12/18	67



**Kentucky at Vanderbilt**

02/19/23 Memorial Gymnasium, Nashville  
2022-23 Women's Basketball

Game Time: 2:00 PM  
Game Duration: 2:03  
Attendance: 2,468

Officials: Angelica Suffren, Frank Steratore, Nykesha Thompson

**Kentucky**

No	Name	Mins		Score		Points Diff		Points per Min		Assists		Rebounds		Steals		Turnovers	
		On	Off	On	Off	On	Off	On	Off	On	Off	On	Off	On	Off	On	Off
1	Robyn Benton	23:55	16:05	28 - 43	29 - 36	-15	-7	1.17	1.80	5	1	20	16	2	2	16	6
2	Saniah Tyler	01:16	38:44	2 - 3	55 - 76	-1	-21	1.58	1.42	0	6	0	36	0	4	0	22
4	Eniya Russell	14:19	25:41	19 - 28	38 - 51	-9	-13	1.33	1.48	2	4	15	21	1	3	8	14
5	Blair Green	37:18	02:42	55 - 76	2 - 3	-21	-1	1.47	0.74	6	0	32	4	4	0	21	1
11	Jada Walker	35:34	04:26	53 - 68	4 - 11	-15	-7	1.49	0.90	6	0	35	1	4	0	19	3
20	Amiya Jenkins	19:54	20:06	31 - 48	26 - 31	-17	-5	1.56	1.29	2	4	17	19	2	2	10	12
21	Nyah Leveretter	16:24	23:36	21 - 33	36 - 46	-12	-10	1.28	1.53	2	4	19	17	1	3	12	10
23	Cassidy Rowe	04:26	35:34	4 - 11	53 - 68	-7	-15	0.90	1.49	0	6	1	35	0	4	3	19
24	Zennia Thomas	08:45	31:15	10 - 15	47 - 64	-5	-17	1.14	1.50	3	3	5	31	1	3	2	20
25	Adebola Adeyeye	22:46	17:14	34 - 44	23 - 35	-10	-12	1.49	1.33	2	4	20	16	3	1	12	10
34	Emma King	15:23	24:37	28 - 26	29 - 53	2	-24	1.82	1.18	2	4	16	20	2	2	7	15

**Vanderbilt**

No	Name	Mins		Score		Points Diff		Points per Min		Assists		Rebounds		Steals		Turnovers	
		On	Off	On	Off	On	Off	On	Off	On	Off	On	Off	On	Off	On	Off
2	Jada Brown	11:56	28:04	18 - 21	61 - 36	-3	25	1.51	2.17	4	12	8	28	2	8	2	12
5	Yaubryon Chambers	13:17	26:43	27 - 24	52 - 33	3	19	2.03	1.95	6	10	12	24	2	8	5	9
11	Ciaja Harbison	39:11	00:49	79 - 57	0 - 0	22	0	2.02	0.00	16	0	35	1	10	0	13	1
12	Demi Washington	20:06	19:54	47 - 33	32 - 24	14	8	2.34	1.61	11	5	18	18	3	7	5	9
14	Marnelle Garraud	40:00	00:00	79 - 57	0 - 0	22	0	1.98	0.00	16	0	36	0	10	0	14	0
21	Bella LaChance	26:23	13:37	57 - 34	22 - 23	23	-1	2.16	1.62	11	5	27	9	8	2	11	3
24	Ryanne Allen	19:59	20:01	32 - 22	47 - 35	10	12	1.60	2.35	5	11	19	17	7	3	10	4
35	Sacha Washington	29:08	10:52	56 - 37	23 - 20	19	3	1.92	2.12	11	5	25	11	8	2	10	4

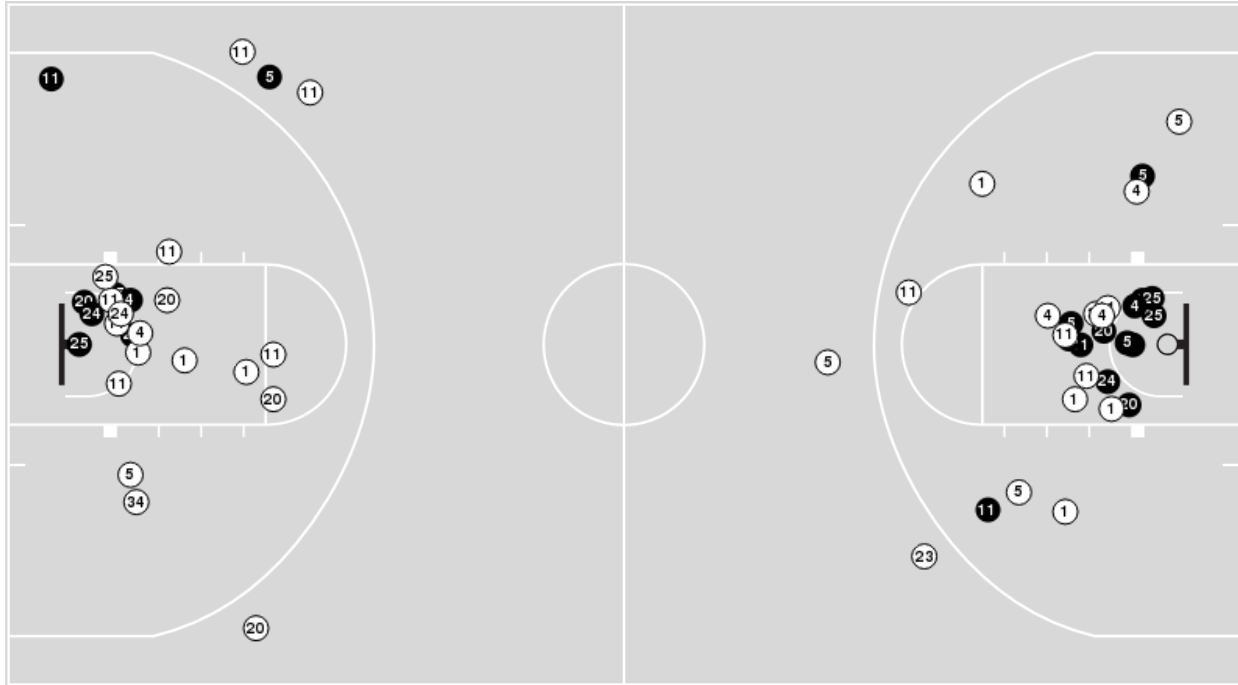


**Officials:** Angelica Suffren, Frank Steratore, Nykesha Thompson

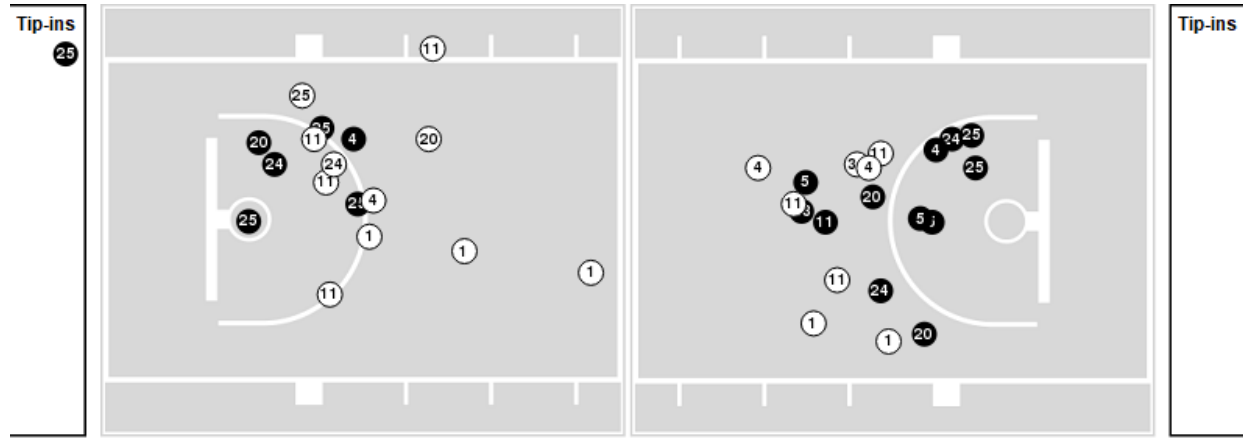
Players => 0, 1, 2, 3, 4, 5, 11, 13, 20, 21, 22, 23, 24, 25, 34 FG Types=>All Results=>All

### Kentucky

#### All Field Goals



#### Blow Up Chart



● Made    ○ Missed    N - Player Number

Kentucky	M/A	%
Field Goals	22/56	39
2 Points	21/50	42
3 Points	1/6	17
Free Throws	12/18	67

Kentucky	M/A	%
Points in the Paint	36 (18 / 36)	50
Fast Break Points	2 (1/1)	100
Second Chance Points	16 (10/16)	63
Effective FG%	40	

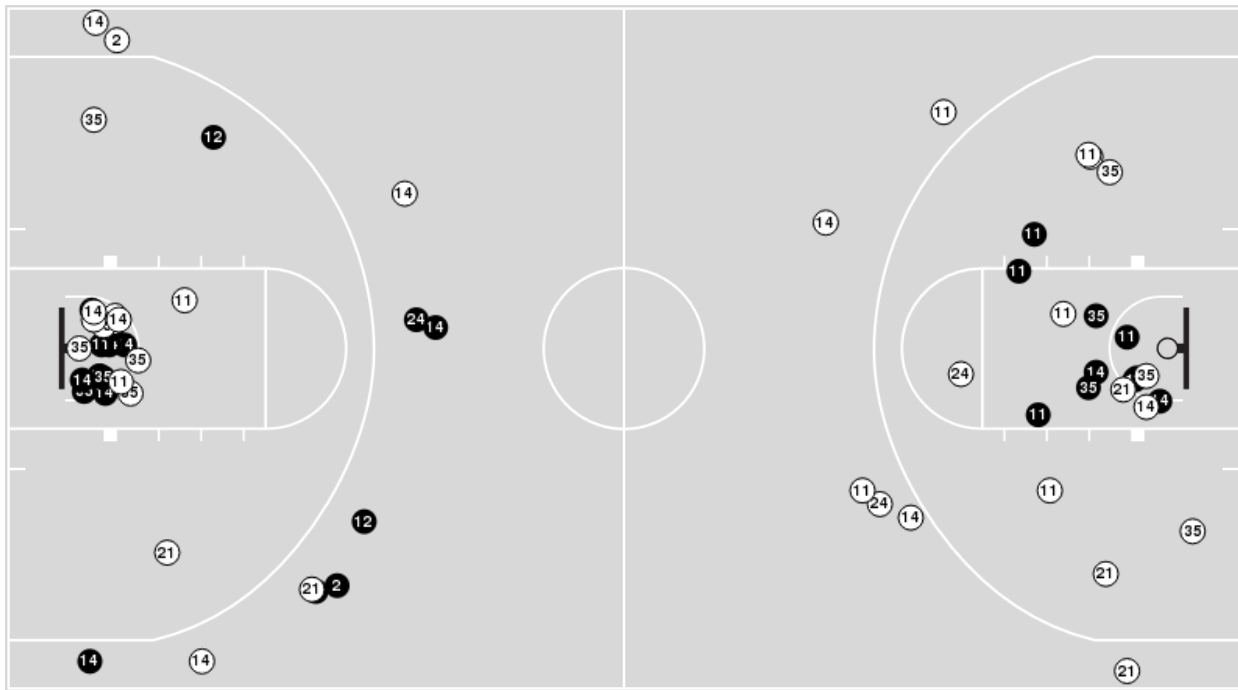


**Officials:** Angelica Suffren, Frank Steratore, Nykeshia Thompson

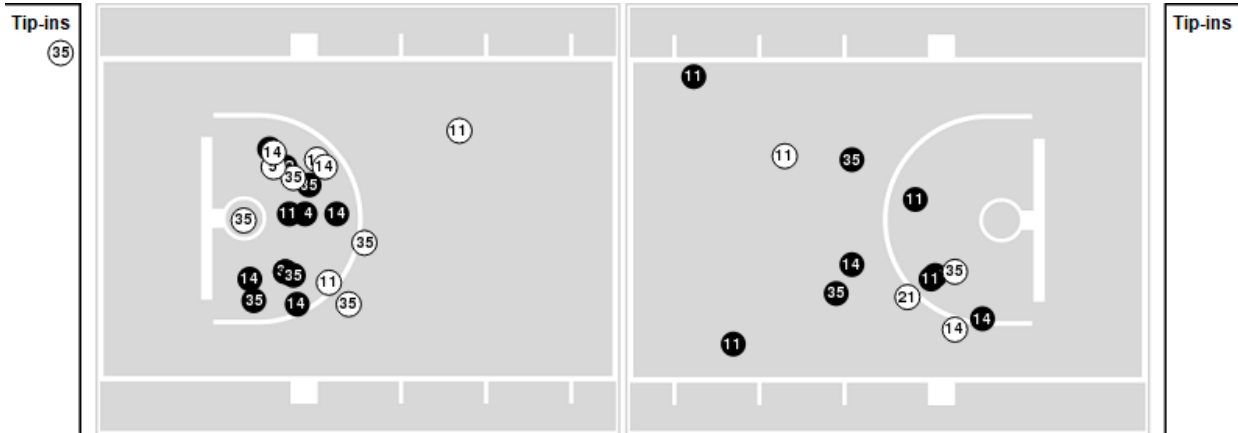
Players => 2, 3, 5, 11, 12, 14, 21, 23, 24, 32, 35, 50FG Types=>AllResults=>All

**Vanderbilt**

**All Field Goals**



**Blow Up Chart**



● Made    ○ Missed    N - Player Number

Vanderbilt	M/A	%
Field Goals	29/63	46
2 Points	23/46	50
3 Points	6/17	35
Free Throws	15/17	88

Vanderbilt	M/A	%
Points in the Paint	42 (21 / 35)	60
Fast Break Points	12 (7/7)	100
Second Chance Points	9 (5/11)	45
Effective FG%	51	





**Kentucky at Vanderbilt**

02/19/23 Memorial Gymnasium, Nashville  
2022-23 Women's Basketball

**Game Time:** 2:00 PM  
**Game Duration:** 2:03  
**Attendance:** 2,468

**Officials:** Angelica Suffren, Frank Steratore, Nykeshia Thompson

**Kentucky**

Lineup	Quarter On	Time On	Quarter Off	Time Off	Time on Court	Score	Score Diff	Reb	Stl	Tov	Ass	PPP
1- Benton R/ 5- Green B/ 11- Walker J/ 21- Leveretter N/ 25- Adeyeye A/	1	10:00	1	06:01	03:59	6-6	0	4	1	1	1	1.0000
1- Benton R/ 5- Green B/ 11- Walker J/ 20- Jenkins A/ 25- Adeyeye A/	1	06:01	1	04:16	01:45	4-3	1	2	0	2	0	1.0000
1- Benton R/ 5- Green B/ 11- Walker J/ 20- Jenkins A/ 21- Leveretter N/	1	04:16	1	02:50	01:26	3-0	3	1	0	1	1	1.5000
11- Walker J/ 20- Jenkins A/ 21- Leveretter N/ 25- Adeyeye A/ 34- King E/	1	02:50	1	01:36	01:14	0-0	0	4	0	1	0	0.0000
5- Green B/ 11- Walker J/ 21- Leveretter N/ 25- Adeyeye A/ 34- King E/	1	01:36	1	01:02	00:34	0-2	-2	0	0	2	0	0.0000
1- Benton R/ 5- Green B/ 23- Rowe C/ 25- Adeyeye A/ 34- King E/	1	01:02	1	00:11	00:51	0-0	0	0	0	1	0	0.0000
5- Green B/ 20- Jenkins A/ 23- Rowe C/ 25- Adeyeye A/ 34- King E/	1	00:11	2	10:00	00:11	2-0	2	1	0	0	0	2.2727
5- Green B/ 11- Walker J/ 20- Jenkins A/ 25- Adeyeye A/ 34- King E/	2	10:00	2	08:19	01:41	0-0	0	1	0	1	0	0.0000
1- Benton R/ 4- Russell E/ 5- Green B/ 11- Walker J/ 25- Adeyeye A/	2	08:19	2	07:42	00:37	0-2	-2	0	0	1	0	0.0000
1- Benton R/ 4- Russell E/ 5- Green B/ 11- Walker J/ 21- Leveretter N/	2	07:42	2	03:44	03:58	5-5	0	6	0	4	0	0.6443
4- Russell E/ 5- Green B/ 11- Walker J/ 20- Jenkins A/ 25- Adeyeye A/	2	03:44	2	02:30	01:14	0-2	-2	0	1	1	0	0.0000
4- Russell E/ 5- Green B/ 11- Walker J/ 20- Jenkins A/ 24- Thomas Z/	2	02:30	2	02:25	00:05	0-0	0	1	0	0	0	0.0000
1- Benton R/ 5- Green B/ 11- Walker J/ 20- Jenkins A/ 24- Thomas Z/	2	02:25	2	00:38	01:46	2-2	0	1	0	0	1	0.6667
1- Benton R/ 5- Green B/ 20- Jenkins A/ 23- Rowe C/ 24- Thomas Z/	2	00:38	3	10:00	00:39	0-2	-2	0	0	0	0	0.0000
1- Benton R/ 5- Green B/ 11- Walker J/ 21- Leveretter N/ 25- Adeyeye A/	3	10:00	3	09:20	00:40	0-2	-2	0	0	0	0	0.0000
1- Benton R/ 5- Green B/ 11- Walker J/ 20- Jenkins A/ 21- Leveretter N/	3	09:20	3	08:32	00:48	0-4	-4	0	0	1	0	0.0000
1- Benton R/ 5- Green B/ 20- Jenkins A/ 21- Leveretter N/ 23- Rowe C/	3	08:32	3	07:15	01:17	0-6	-6	0	0	2	0	0.0000
5- Green B/ 11- Walker J/ 20- Jenkins A/ 21- Leveretter N/ 34- King E/	3	07:15	3	05:25	01:50	5-8	-3	2	0	0	0	1.8939
1- Benton R/ 5- Green B/ 11- Walker J/ 21- Leveretter N/ 34- King E/	3	05:25	3	04:47	00:38	2-0	2	2	0	0	0	2.0000
1- Benton R/ 5- Green B/ 11- Walker J/ 24- Thomas Z/ 34- King E/	3	04:47	3	02:48	01:59	2-3	-1	1	1	1	1	0.6944
1- Benton R/ 4- Russell E/ 5- Green B/ 11- Walker J/ 24- Thomas Z/	3	02:48	4	10:00	02:48	4-5	-1	2	0	1	1	0.8000
1- Benton R/ 4- Russell E/ 5- Green B/ 11- Walker J/ 25- Adeyeye A/	4	10:00	4	09:16	00:44	0-3	-3	1	0	1	0	0.0000
4- Russell E/ 5- Green B/ 11- Walker J/ 20- Jenkins A/ 25- Adeyeye A/	4	09:16	4	06:25	02:51	5-11	-6	2	0	0	0	0.8503
5- Green B/ 11- Walker J/ 20- Jenkins A/ 25- Adeyeye A/ 34- King E/	4	06:25	4	03:18	03:07	10-10	0	2	1	1	0	1.4286
4- Russell E/ 5- Green B/ 11- Walker J/ 25- Adeyeye A/ 34- King E/	4	03:18	4	01:28	01:50	5-0	5	3	0	0	1	1.4535
4- Russell E/ 23- Rowe C/ 24- Thomas Z/ 25- Adeyeye A/ 34- King E/	4	01:28	4	01:16	00:12	0-0	0	0	0	0	0	0.0000
2- Tyler S/ 23- Rowe C/ 24- Thomas Z/ 25- Adeyeye A/ 34- King E/	4	01:16	4	00:00	01:16	2-3	-1	0	0	0	0	1.0000



**Kentucky at Vanderbilt**

02/19/23 Memorial Gymnasium, Nashville  
2022-23 Women's Basketball

**Game Time:** 2:00 PM  
**Game Duration:** 2:03  
**Attendance:** 2,468

**Officials:** Angelica Suffren, Frank Steratore, Nykesha Thompson

**Vanderbilt**

Lineup	Quarter On	Time On	Quarter Off	Time Off	Time on Court	Score	Score Diff	Reb	Stl	Tov	Ass	PPP
5- Chambers Y/ 11- Harbison C/ 12- Washington D/ 14- Garraud M/ 35- Washington S/	1	10:00	1	08:19	01:41	4-2	2	1	0	1	1	1.0000
5- Chambers Y/ 11- Harbison C/ 14- Garraud M/ 21- LaChance B/ 35- Washington S/	1	08:19	1	07:35	00:44	0-2	-2	0	0	0	0	0.0000
11- Harbison C/ 14- Garraud M/ 21- LaChance B/ 24- Allen R/ 35- Washington S/	1	07:35	1	04:16	03:19	5-6	-1	2	2	1	0	0.8503
5- Chambers Y/ 11- Harbison C/ 14- Garraud M/ 21- LaChance B/ 24- Allen R/	1	04:16	1	03:37	00:39	0-0	0	1	1	1	0	0.0000
11- Harbison C/ 14- Garraud M/ 21- LaChance B/ 24- Allen R/ 35- Washington S/	1	03:37	1	03:14	00:23	0-3	-3	0	0	0	0	0.0000
12- Washington D/ 14- Garraud M/ 21- LaChance B/ 24- Allen R/ 35- Washington S/	1	03:14	1	02:25	00:49	0-0	0	1	0	1	0	0.0000
11- Harbison C/ 14- Garraud M/ 21- LaChance B/ 24- Allen R/ 35- Washington S/	1	02:25	2	08:19	04:06	2-2	0	3	2	4	1	0.2500
2- Brown J/ 11- Harbison C/ 14- Garraud M/ 24- Allen R/ 35- Washington S/	2	08:19	2	07:42	00:37	2-0	2	0	0	0	0	2.0000
2- Brown J/ 5- Chambers Y/ 11- Harbison C/ 14- Garraud M/ 24- Allen R/	2	07:42	2	06:45	00:57	1-0	1	1	0	0	0	0.6944
2- Brown J/ 11- Harbison C/ 14- Garraud M/ 24- Allen R/ 35- Washington S/	2	06:45	2	05:16	01:29	0-3	-3	1	1	0	0	0.0000
2- Brown J/ 11- Harbison C/ 12- Washington D/ 14- Garraud M/ 35- Washington S/	2	05:16	2	02:25	02:51	6-2	4	1	1	1	1	1.2000
11- Harbison C/ 12- Washington D/ 14- Garraud M/ 21- LaChance B/ 35- Washington S/	2	02:25	2	00:38	01:46	2-2	0	3	0	0	1	1.0000
5- Chambers Y/ 11- Harbison C/ 12- Washington D/ 14- Garraud M/ 21- LaChance B/	2	00:38	3	10:00	00:39	2-0	2	1	0	0	0	2.2727
11- Harbison C/ 12- Washington D/ 14- Garraud M/ 21- LaChance B/ 35- Washington S/	3	10:00	3	07:44	02:16	10-0	10	3	2	0	2	2.0000
5- Chambers Y/ 11- Harbison C/ 12- Washington D/ 14- Garraud M/ 21- LaChance B/	3	07:44	3	06:54	00:50	4-0	4	1	0	0	1	2.0000
2- Brown J/ 5- Chambers Y/ 11- Harbison C/ 12- Washington D/ 14- Garraud M/	3	06:54	3	05:25	01:29	6-5	1	0	0	0	2	3.0000
2- Brown J/ 11- Harbison C/ 12- Washington D/ 14- Garraud M/ 35- Washington S/	3	05:25	3	04:47	00:38	0-2	-2	0	0	0	0	0.0000
2- Brown J/ 11- Harbison C/ 14- Garraud M/ 24- Allen R/ 35- Washington S/	3	04:47	3	04:10	00:37	0-2	-2	1	0	0	0	0.0000
5- Chambers Y/ 11- Harbison C/ 14- Garraud M/ 21- LaChance B/ 24- Allen R/	3	04:10	3	02:44	01:26	3-0	3	3	1	1	1	1.5000
11- Harbison C/ 14- Garraud M/ 21- LaChance B/ 24- Allen R/ 35- Washington S/	3	02:44	4	08:40	04:04	13-4	9	5	0	2	1	1.3655
11- Harbison C/ 12- Washington D/ 14- Garraud M/ 21- LaChance B/ 35- Washington S/	4	08:40	4	06:25	02:15	6-5	1	3	0	0	2	1.5000
11- Harbison C/ 14- Garraud M/ 21- LaChance B/ 24- Allen R/ 35- Washington S/	4	06:25	4	04:52	01:33	6-2	4	1	0	0	2	1.5464
5- Chambers Y/ 11- Harbison C/ 12- Washington D/ 14- Garraud M/ 21- LaChance B/	4	04:52	4	03:18	01:34	4-8	-4	0	0	1	0	1.3889
2- Brown J/ 5- Chambers Y/ 11- Harbison C/ 12- Washington D/ 14- Garraud M/	4	03:18	4	00:00	03:18	3-7	-4	4	0	1	1	0.6000



**Kentucky at Vanderbilt**

02/19/23 Memorial Gymnasium, Nashville  
2022-23 Women's Basketball

**Game Time:** 2:00 PM  
**Game Duration:** 2:03  
**Attendance:** 2,468

**Officials:** Angelica Suffren, Frank Steratore, Nykesha Thompson

**Kentucky**

Lineup	Time	Score	Score Diff	Pts/Min	Reb	Stl	Tov	Ass	PPP
5- Green B/ 11- Walker J/ 20- Jenkins A/ 25- Adeyeye A/ 34- King E/	04:48	10-10	0	2.0833	3	1	2	0	1.0000
1- Benton R/ 5- Green B/ 11- Walker J/ 21- Leveretter N/ 25- Adeyeye A/	04:39	6-8	-2	1.2903	4	1	1	1	0.8571
4- Russell E/ 5- Green B/ 11- Walker J/ 20- Jenkins A/ 25- Adeyeye A/	04:05	5-13	-8	1.2245	2	1	1	0	0.6345
1- Benton R/ 4- Russell E/ 5- Green B/ 11- Walker J/ 21- Leveretter N/	03:58	5-5	0	1.2605	6	0	4	0	0.6443
1- Benton R/ 4- Russell E/ 5- Green B/ 11- Walker J/ 24- Thomas Z/	02:48	4-5	-1	1.4286	2	0	1	1	0.8000
1- Benton R/ 5- Green B/ 11- Walker J/ 20- Jenkins A/ 21- Leveretter N/	02:14	3-4	-1	1.3433	1	0	2	1	1.0000
1- Benton R/ 5- Green B/ 11- Walker J/ 24- Thomas Z/ 34- King E/	01:59	2-3	-1	1.0084	1	1	1	1	0.6944
5- Green B/ 11- Walker J/ 20- Jenkins A/ 21- Leveretter N/ 34- King E/	01:50	5-8	-3	2.7273	2	0	0	0	1.8939
4- Russell E/ 5- Green B/ 11- Walker J/ 25- Adeyeye A/ 34- King E/	01:50	5-0	5	2.7273	3	0	0	1	1.4535
1- Benton R/ 5- Green B/ 11- Walker J/ 20- Jenkins A/ 24- Thomas Z/	01:46	2-2	0	1.1321	1	0	0	1	0.6667
1- Benton R/ 5- Green B/ 11- Walker J/ 20- Jenkins A/ 25- Adeyeye A/	01:45	4-3	1	2.2857	2	0	2	0	1.0000
1- Benton R/ 4- Russell E/ 5- Green B/ 11- Walker J/ 25- Adeyeye A/	01:21	0-5	-5	0.0000	1	0	2	0	0.0000
1- Benton R/ 5- Green B/ 20- Jenkins A/ 21- Leveretter N/ 23- Rowe C/	01:17	0-6	-6	0.0000	0	0	2	0	0.0000
2- Tyler S/ 23- Rowe C/ 24- Thomas Z/ 25- Adeyeye A/ 34- King E/	01:16	2-3	-1	1.5789	0	0	0	0	1.0000
11- Walker J/ 20- Jenkins A/ 21- Leveretter N/ 25- Adeyeye A/ 34- King E/	01:14	0-0	0	0.0000	4	0	1	0	0.0000
1- Benton R/ 5- Green B/ 23- Rowe C/ 25- Adeyeye A/ 34- King E/	00:51	0-0	0	0.0000	0	0	1	0	0.0000
1- Benton R/ 5- Green B/ 20- Jenkins A/ 23- Rowe C/ 24- Thomas Z/	00:39	0-2	-2	0.0000	0	0	0	0	0.0000
1- Benton R/ 5- Green B/ 11- Walker J/ 21- Leveretter N/ 34- King E/	00:38	2-0	2	3.1579	2	0	0	0	2.0000
5- Green B/ 11- Walker J/ 21- Leveretter N/ 25- Adeyeye A/ 34- King E/	00:34	0-2	-2	0.0000	0	0	2	0	0.0000
4- Russell E/ 23- Rowe C/ 24- Thomas Z/ 25- Adeyeye A/ 34- King E/	00:12	0-0	0	0.0000	0	0	0	0	0.0000
5- Green B/ 20- Jenkins A/ 23- Rowe C/ 25- Adeyeye A/ 34- King E/	00:11	2-0	2	10.9091	1	0	0	0	2.2727
4- Russell E/ 5- Green B/ 11- Walker J/ 20- Jenkins A/ 24- Thomas Z/	00:05	0-0	0	0.0000	1	0	0	0	0.0000



**Kentucky at Vanderbilt**

02/19/23 Memorial Gymnasium, Nashville  
2022-23 Women's Basketball

**Game Time:** 2:00 PM  
**Game Duration:** 2:03  
**Attendance:** 2,468

**Officials:** Angelica Suffren, Frank Steratore, Nykesha Thompson

**Vanderbilt**

Lineup	Time	Score	Score Diff	Pts/Min	Reb	Stl	Tov	Ass	PPP
11- Harbison C/ 14- Garraud M/ 21- LaChance B/ 24- Allen R/ 35- Washington S/	13:25	26-17	9	1.9379	11	4	7	4	0.9194
11- Harbison C/ 12- Washington D/ 14- Garraud M/ 21- LaChance B/ 35- Washington S/	06:17	18-7	11	2.8647	9	2	0	5	1.6364
2- Brown J/ 5- Chambers Y/ 11- Harbison C/ 12- Washington D/ 14- Garraud M/	04:47	9-12	-3	1.8815	4	0	1	3	1.2857
2- Brown J/ 11- Harbison C/ 12- Washington D/ 14- Garraud M/ 35- Washington S/	03:29	6-4	2	1.7225	1	1	1	1	1.0000
5- Chambers Y/ 11- Harbison C/ 12- Washington D/ 14- Garraud M/ 21- LaChance B/	03:03	10-8	2	3.2787	2	0	1	1	1.7361
2- Brown J/ 11- Harbison C/ 14- Garraud M/ 24- Allen R/ 35- Washington S/	02:43	2-5	-3	0.7362	2	1	0	0	0.5000
5- Chambers Y/ 11- Harbison C/ 14- Garraud M/ 21- LaChance B/ 24- Allen R/	02:05	3-0	3	1.4400	4	2	2	1	1.0000
5- Chambers Y/ 11- Harbison C/ 12- Washington D/ 14- Garraud M/ 35- Washington S/	01:41	4-2	2	2.3762	1	0	1	1	1.0000
2- Brown J/ 5- Chambers Y/ 11- Harbison C/ 14- Garraud M/ 24- Allen R/	00:57	1-0	1	1.0526	1	0	0	0	0.6944
12- Washington D/ 14- Garraud M/ 21- LaChance B/ 24- Allen R/ 35- Washington S/	00:49	0-0	0	0.0000	1	0	1	0	0.0000
5- Chambers Y/ 11- Harbison C/ 14- Garraud M/ 21- LaChance B/ 35- Washington S/	00:44	0-2	-2	0.0000	0	0	0	0	0.0000