

Ole Miss

2022-23 WOMEN'S BASKETBALL GAME NOTES

18 NCAA TOURNAMENTS • 10 SWEET SIXTEENS • FIVE ELITE EIGHTS

GAME TWENTY-FIVE | Ole Miss vs. Kentucky | Monday, Feb. 13 | 6:00 p.m. CT | Oxford, Miss. | SJB Pavilion

OleMissSports.com | OleMissGameday.com | @OleMissWBB | OleMissWBB | OleMissWBB

2022-23 SCHEDULE

DATE	OPPONENT	TV	TIME/RESULT
November			
Nov. 7	KENNESAW STATE	SECN+	W, 72-60
Nov. 10	SOUTHEAST MISSOURI ST.	SECN+	W, 83-57
Nov. 13	at Little Rock	ESPN+	W, 58-40
Nov. 16	SOUTHERN MISS	SECN+	W 92-46
Nov. 21	vs. Dayton!	FloHoops	W, 63-50
Nov. 23	vs. No. 17 Utah!	FloHoops	L, 67-69
Nov. 28	TEXAS SOUTHERN	SECN+	W, 93-47
Nov. 29	ALABAMA A&M	SECN+	W, 74-28
December			
Dec. 4	at No. 23 Oklahoma	ESPN+	L, 59-69
Dec. 11	JACKSONVILLE STATE	SECN	W, 74-54
Dec. 14	JACKSONVILLE	SECN+	W, 66-52
Dec. 17	MCNEESE STATE	SECN+	W, 79-60
Dec. 21	at Temple	ESPN+	W, 75-55
Dec. 29	AUBURN*	SECN+	W, 79-47
January			
Jan. 1	at Mississippi State*	SECN	W, 61-50
Jan. 5	VANDERBILT*	SECN+	W, 74-53
Jan. 8	at Texas A&M*	SECN	W, 57-38
Jan. 12	at Georgia*	SECN+	W, 66-58
Jan. 15	ALABAMA*	SECN	L, 58-63
Jan. 22	at Auburn*	SECN	L, 76-77 (OT)
Jan. 26	MISSISSIPPI STATE*	SECN	W, 78-63
Jan. 29	at Arkansas*	SECN	W, 76-73 (OT)
February			
Feb. 2	at Tennessee*	SECN+	L, 51-65
Feb. 5	FLORIDA*	ESPNU	W, 68-24
Feb. 13	KENTUCKY*	SECN	6:00 P.M.
Feb. 16	at LSU*	SECN	8:00 P.M.
Feb. 19	SOUTH CAROLINA*	SECN	3:00 P.M.
Feb. 23	MISSOURI*	SECN+	6:00 P.M.
Feb. 26	at Alabama*	SECN+	2:00 P.M.

March
Mar. 1-5 SEC Tournament

ALL TIMES CENTRAL

* SEC contest

! Baha Mar Pink Flamingo Championship



OLE MISS REBELS

19-5, 8-3 SEC

Head Coach: Yolett McPhee-McCuin

Career: 166-134 (10th Year)

at Ole Miss: 72-71 (5th Year)



KENTUCKY WILDCATS

10-13, 2-9 SEC

Head Coach: Kyra Elzy

Career: 47-34 (3rd Year)

at Kentucky: Same

ON THE AIR

ESPNU

Play-by-Play: Brenda VanLengen

Color: Aja Ellison




OLE MISS LEARFIELD NETWORK

Radio: 105.1 FM

Online: OleMissSports.com

Mobile: TuneIn

Play-by-Play: Graham Doty



LIVE STATS

StatBroadcast

OleMissStats.com



STARTING FIVE

- The Rebels are on the verge of reaching the 20-win mark, which would be the first back-to-back 20 win seasons for the program since the 1993-94 & 1994-95 seasons and the fifth of McPhee-McCuin's career.
- Starting in the last five SEC games, Marquesha Davis has provided an offensive spark for the Rebels averaging 14.3 points per outing after the last five outings.
- WE DEFEND is evident in the Ole Miss defense as it is ranked 20th in the nation in scoring defense, forcing its opponents to an average of 54.8 points. Ole Miss is 17-0 when holding its opponent to 60 points or under.
- Ole Miss is fifth in the nation in three point percentage defense, keeping its opponents at bay from the perimeter allowing a 24.6% clip. The Rebels have held 21 of 24 opponents to five three's or less.
- Myah Taylor, the current active SEC career leader for assists, dropped her 500th career dime against the Bulldogs in Starkville to become one of 22 active players in Division I to achieve the feat.

PROJECTED STARTERS



1 MYAH TAYLOR

Guard • 5-7 • Graduate
Olive Branch, Miss. • Olive Branch • Mississippi State

PTS	REB	AST	STL	FG%	FT%
6.1	2.4	4.1	1.8	.336	.675



2 MARQUESHA DAVIS

Guard • 6-0 • Senior*
McBehee, Ark. • Springdale • Arkansas

PTS	REB	AST	STL	FG%	FT%
9.3	4.7	0.8	0.9	.458	.688



15 ANGEL BAKER

Guard • 5-8 • Senior
Indianapolis, Ind. • Pike • Wright State

PTS	REB	AST	STL	FG%	FT%
10.4	2.3	0.8	0.6	.342	.698



22 TYIA SINGLETON

Forward • 6-2 • Senior*
Winter Haven, Fla. • Winter Haven • Rutgers

PTS	REB	AST	STL	FG%	FT%
6.4	6.1	0.5	0.8	.440	.622



24 MADISON SCOTT

Forward • 6-1 • Junior
Indian Head, Md. • Bishop McNamara

PTS	REB	AST	STL	FG%	FT%
11.8	8.7	2.5	1.1	.528	.674

QUICK FACTS

Name Ole Miss (The University of Mississippi)
Nickname Rebels
Location Oxford, Mississippi
Founded November 6, 1848
Enrollment 22,967
School Colors Cardinal Red and Navy Blue
Chancellor Dr. Glenn Boyce
Faculty Representative Dr. Ron Rychlak
Athletics Director Keith Carter
Conference Southeastern (SEC)
Stadium The Pavilion at Ole Miss
Capacity 9,500
Head Coach Yolett McPhee-McCuin
Record at Ole Miss 72-71 (5th Season)
Career Record 167-134 (10th season)
2021-22 Record 23-9
SEC Record/Finish 10-6/4th
Postseason NCAA First Round
Letterwinners Returning/Lost 5/10
Starters Returning/Lost 2/3
All-Time Record 889-597 (.598)

MEDIA SERVICES

OLE MISS ATHLETIC COMMUNICATIONS

Women's Basketball Contact:
 Assistant Director, Athletics Communications - Madeline Marshall
 Email: mgmarsh1@olemiss.edu
 Cell: 662-832-3563

CREDENTIALS

Please contact the Athletics Communications office for game credentials. Requests for credentials should be emailed to mgmarsh1@olemiss.edu, and will be limited to working members of the media. Credentials will be held at Will Call located at the media entrance on the Hill Drive side of The Pavilion at Ole Miss. Seating priority will be given to the media that cover Ole Miss basketball on a regular basis. Credentials are non-transferable and unauthorized use is strictly prohibited.

INTERVIEW POLICY

All interview requests - coaches and players - MUST be coordinated through Madeline Marshall in the Athletics Communications office. During the week, head coach Yolett McPhee-McCuin and Rebel players will be available for interview before or after practice unless arranged otherwise. There will be no gameday player interviews until after the game.

POSTGAME INTERVIEWS

Coach McPhee-McCuin will address the media approximately 10 minutes after the game in the media room. Selected players will be brought into the interview room with the head coach. Visiting coach and player interviews will be coordinated through the visiting team's media relations contact.

MEDIA TIMEOUTS

Media timeouts (2:45 in length) will be taken in the following manner:

- One per quarter (First called timeout prior to the 5 min mark or the first deadball at or below the 5 min mark)
- Quarter breaks may be used as media timeout
- First called timeout in the second half becomes a media timeout.
- If it is a free throw situation, the shots will be taken following the timeout per NCAA regulations

NUMERICAL ROSTER

#	NAME	POS.	HT.	YR.-EXP.	HOMETOWN / PREVIOUS SCHOOL
0	Brooke Moore	G	5-7	Gr. / TR	Atlanta, Ga. / Purdue
1	Myah Taylor	G	5-7	Gr. / TR	Olive Branch, Miss. / Mississippi State
2	Marquesha Davis	G	6-0	Sr.* / TR	McGehee, Ark. / Arkansas
5	Snudda Collins	F	6-1	Jr. / 2L	Brookhaven, Miss. / Brookhaven
10	Destiny Salary	G	6-0	Jr. / 1L	Jonesboro, Ark. / Tennessee
12	Jordan Berry	G	5-7	Sr.* / 3L	New Orleans, La. / Mount Carmel Academy
15	Angel Baker	G	5-8	Sr. / 1L	Indianapolis, Ind. / Wright State
20	Ayanna Thompson	G	6-1	Fr. / HS	Desoto, Texas / Desoto
22	Tyia Singleton	F	6-2	Sr.* / TR	Winter Haven, Fla. / Rutgers
23	Elauna Eaton	G	6-0	R-So. / TR	Helena, Ark. / Arkansas
24	Madison Scott	F	6-1	Jr. / 2L	Indian Head, Md. / Bishop McNamara
32	Rita Igbokwe	C	6-4	Sr.* / TR	Jonesboro, Ga. / Pitt

* - Has an additional year of eligibility due to the COVID-19 pandemic

ALPHABETICAL ROSTER

#	NAME	POS.	HT.	YR.-EXP.	HOMETOWN / PREVIOUS SCHOOL
15	Angel Baker	G	5-8	Sr. / 1L	Indianapolis, Ind. / Wright State
12	Jordan Berry	G	5-7	Sr.* / 3L	New Orleans, La. / Mount Carmel Academy
5	Snudda Collins	F	6-1	Jr. / 2L	Brookhaven, Miss. / Brookhaven
2	Marquesha Davis	G	6-0	Sr.* / TR	McGehee, Ark. / Arkansas
23	Elauna Eaton	G	6-0	R-So. / TR	Helena, Ark. / Arkansas
32	Rita Igbokwe	C	6-4	Sr.* / TR	Jonesboro, Ga. / Pitt
0	Brooke Moore	G	5-7	Gr. / TR	Atlanta, Ga. / Purdue
10	Destiny Salary	G	6-0	Jr. / 1L	Jonesboro, Ark. / Tennessee
24	Madison Scott	F	6-1	Jr. / 2L	Indian Head, Md. / Bishop McNamara
22	Tyia Singleton	F	6-2	Sr.* / TR	Winter Haven, Fla. / Rutgers
1	Myah Taylor	G	5-7	Gr. / TR	Olive Branch, Miss. / Mississippi State
20	Ayanna Thompson	G	6-1	Fr. / HS	Desoto, Texas / Desoto

* - Has an additional year of eligibility due to the COVID-19 pandemic

HEAD COACH

Yolett McPhee-McCuin - Fifth Year (Rhode Island, 2004)
 Record at Ole Miss: 73-71
 Career Record: 167-134

ASSISTANT COACHES

Chris Ayers - Fifth Year (Florida A&M, 2008)
Bojan Jankovic - First Year (College of the Ozarks, 2006)
Jaida Williams - First Year (Cal Poly Pomona, 2005)

GRADUATE ASSISTANT MANAGERS

Grace Goodhart - Graduate Manager (North Texas, 2019)
Ashton Hopp - Graduate Manager (Kansas, 2021)
Zachary Hopp - Graduate Manager (Kansas, 2021)
Erika Sisk - Graduate Manager (Ole Miss, 2016)

PRONUNCIATION GUIDE

SNUDDA Collins	SNUH-duh
MARQUESHA Davis	Mar-QWEE-Shuh
Rita IGBOKWE	E-bock-way
BOJAN JANKOVIC	BOY-jen YAHN-ko-vitch
YOLETT MCPHEE-MCCUIN	yo-LETT mick-FEE mick-CUE-in
AYANNA Thompson	EYE-Yanna

SUPPORT STAFF

Patrick Henry - Assoc. AD for Women's Basketball (Ohio, 1998)
Michonné Gamble-Rivers - Assistant AD for Player Engagement (Rhode Island, 2008)
Chelsea Wolf - Coordinator of Basketball Operations (Ramapo Coll., 2009)
Jake Whitehead - Coordinator of Video Services (SIU Edwardsville, 2020)
Brianna Patton - Assistant Director of Recruiting Operations (Georgia, 2018)
Zack Hillard - Manager of Creative Content (Texas A&M, 2021)
Tim Boeni - Strength & Conditioning (Temple, 2010)
Meredith Pendergast - Associate Director of Health and Sports Performance (Troy, 2012)

BY LOCATION

Arkansas (3)	Davis, Eaton, Salary
Florida (1)	Singleton
Georgia (2)	Igbokwe, Moore
Indiana (1)	Baker
Louisiana (1)	Berry
Maryland (1)	Scott
Mississippi (2)	Collins, Taylor
Texas (1)	Thompson

BY CLASS

Graduates (2)	Moore, Taylor
Seniors (5)	Baker, Berry, Davis, Igbokwe, Singleton
Juniors (3)	Collins, Salary, Scott
Sophomores (1)	Eaton
Freshmen (1)	Thompson

BY HEIGHT

6-4	Igbokwe
6-2	Singleton
6-1	Collins, Scott, Thompson
6-0	Davis, Eaton, Salary
5-8	Baker
5-7	Berry, Moore, Taylor

BROADCAST NOTES

1
G**MYAH TAYLOR**

5-7 | Gr. | Olive Branch, Miss. | Mississippi State

PTS	REB	AST	S	FG%	FT%
5.9	2.4	4.2	1.8	.338	.667

LAST GAME: 3 points, 3 rebounds, 6 assists**NOTES:** Graduate transfer from Mississippi State ... Current active SEC leader in assists (523) ... Achieved 500th career assist against Mississippi State in Starkville ... Leads Ole Miss in assists with 88 assists and counting ... Gained new season-high in points (11) at Georgia ... Led the SEC in assists per game last season (5.5), ranking 19th nationally ... Three-time Mississippi Gatorade Player of the Year.2
G**MARQUESHA DAVIS**

Pronunciation: Mar-QWEE-Shuh

6-0 | Sr.* | McGehee, Ark. | Arkansas

PTS	REB	AST	S	FG%	FT%
9.6	4.7	0.8	0.8	.470	.691

LAST GAME: 15 points, 3 rebounds ... fifth-straight game in double figures ... 6-of-8 FG**NOTES:** Transferred midseason last year from Arkansas ... Grabbed career-high points at Arkansas (20) ... Secured season-high with 18 points against No. 17 Utah at the Pink Flamingo Championship ... Completed her first career double-double at Tennessee with 11 points, 10 rebounds ... Secured double-figures in scoring in 12 games so far this season.5
F**SNUDDA COLLINS**

Pronunciation: SNUH-duh

6-1 | Jr. | Brookhaven, Miss. | Brookhaven

PTS	REB	AST	S	FG%	FT%
10.3	2.3	0.8	0.6	.342	.698

LAST GAME: 7 points, 2 rebounds, 1 steal**NOTES:** Averaging .297 from behind the arc ... Double-digits in scoring for 11 games this season ... Opened SEC play going 3-7 from the three against Auburn ... Gained new career-high at Mississippi State in assists (4) ... Completed new season-high with 22 points against Alabama A&M while going 5-8 from the three-point line ... Went 5-12 at No. 23 Oklahoma ... Leads Ole Miss with 46 threes and counting ... 2020-21 SEC All-Freshman Team ... Two-time SEC Freshman of the Week.10
G**DESTINY SALARY**

6-0 | Jr. | Jonesboro, Ark. | Tennessee

PTS	REB	AST	S	FG%	FT%
4.7	2.6	2.0	0.6	.390	.667

LAST GAME: 13 minutes of action off the bench ... 2 points**NOTES:** Shot career-high of 16 points against Alabama ... Achieved career-high in rebounds (10) in SEC Opener versus Auburn ... Averaging 4.9 points off the bench ... Dished out career-high of 8 assists against Alabama A&M ... Dropped 12 points in season-opener versus Kennesaw State.12
G**JORDAN BERRY**

5-7 | Sr.* | New Orleans, La. | Mount Carmel Academy

PTS	REB	AST	S	FG%	FT%
0.4	0.5	0.3	0.2	.500	.500

LAST GAME: Appeared in the closing minute against Florida**NOTES:** Drained a three from the corner against Southern Miss (11/16) to gain her first career points ... Appeared in six games last season ... Part of four straight tournament teams at Mount Carmel Academy ... Sister Taylor played basketball at Alabama.15
G**ANGEL BAKER**

5-8 | Sr. | Indianapolis, Ind. | Wright State

PTS	REB	AST	S	FG%	FT%
15.1	5.5	2.4	1.6	.458	.808

LAST GAME: 18 points, 3 rebounds, 3 steals ... leading scorer**NOTES:** Secured third double-double of the season at Auburn (25 points, 12 rebounds) ... Grabbed 18 games in double-figures so far ... Shot in the 20's six times this season ... Leads Ole Miss in scoring ... Gained a new season-high in points and rebounds at Auburn with 25 points and 12 boards ... 2021-22 SEC Sixth-Woman of the Year ... First in program history to earn the award ... Transferred from Wright State following junior season.20
G**AYANNA THOMPSON**

Pronunciation: EYE-Yanna

6-1 | Fr. | Desoto, Texas | Desoto

PTS	REB	AST	S	FG%	FT%
2.8	1.4	0.3	0.1	.379	.750

LAST GAME: 12 minutes off the bench ... 3 points ... 1-of-1 3FG**NOTES:** Secured double-digits in points against Texas Southern ... Brought down 8 rebounds against Alabama A&M ... Went 4-of-8 from the field in first SEC game versus Auburn ... Four-star prospect out of Desoto ... Member of the No. 11 nationally ranked team ... McDonald's All-America honoree ... Sister Ash'a is a junior guard at Houston.22
F**TYIA SINGLETON**

6-2 | Sr.* | Winter Haven, Fla. | Rutgers

PTS	REB	AST	S	FG%	FT%
6.3	6.1	0.5	0.8	.432	.622

LAST GAME: 6 rebounds, 2 blocks**NOTES:** Put away 32 blocks so far this season ... Has brought down 72 offensive rebounds ... Averaging 1.3 blocks per game ... Secured new career-high in rebounds against Jacksonville (15) ... Achieved new season-high in points (16) at Temple ... Completed her second double-double of the season against Jacksonville (12 points, 15 rebounds) ... Transferred in the off-season from Rutgers ... Ranked 10th overall in the Big-Ten with 1.0 blocks per game.23
G**ELAUNA EATON**

6-0 | R-So. | Helena, Ark. | Arkansas

PTS	REB	AST	S	FG%	FT%
2.3	0.7	0.2	0.1	.361	1.000

LAST GAME: 6 minutes off action off the bench against Florida ... 1 rebound**NOTES:** Went 2-for-3 from the arc against Little Rock and Alabama A&M ... Competed in 18 games thus far in the season ... Transferred from Arkansas in the off-season ... Appeared in 28 games as a redshirt-freshman, earning two starts ... Scored a career-high 15 points against UAPB ... Rated as the No. 9 guard in the nation out of Nettleton.24
F**MADISON SCOTT**

6-1 | Jr. | Indian Head, Md. | Bishop McNamara

PTS	REB	AST	S	FG%	FT%
12.0	8.6	2.5	1.1	.529	.657

LAST GAME: 15 points, 7 rebounds ... 13-out-of-14 games in double-figures**NOTES:** Leads Ole Miss in boards averaging 8.6 rebounds a game ... Has secured eight double-doubles this season ... Was riding a 16-game streak securing 5-plus rebounds ... Grabbed double-digit rebounding numbers in 10 games thus far ... Grabbed double-digits in scoring in 17 games this season ... Brought down a new career-high in rebounds against Jacksonville (17) ... SEC Coaches Poll All-Second Team ... 2020-21 SEC Freshman of the Year ... Started in all 32 games for the Rebels last season.32
C**RITA IGBOKWE**

Pronunciation: E-bock-way

6-4 | Sr.* | Jonesboro, Ga. | Pitt

PTS	REB	AST	S	FG%	FT%
3.7	4.0	0.2	0.3	.486	.444

LAST GAME: 19 minutes off the bench ... Grabbed a season-high 11 rebounds ... 3 points, 3 blocks**NOTES:** Has swatted down 29 blocked shots ... Averaging 1.1 blocks per game ... Gained new season-high of four blocks at Mississippi State ... Earned her first start of the season against No. 17 Utah ... Transferred to Ole Miss following three years at Pitt ... Blocked 68 shots as a junior, ranking 20th in the nation and 3rd in the ACC ... Led the Panthers in blocks and rebounds per game.

yolett
MCPHEE-MCCUIN
Head Coach • 5th Season
@YolettMcCuin yowezy15



THE MCPHEE-MCCUIN FILE				
HOMETOWN	FREEPORT, BAHAMAS			
ALMA MATER	RHODE ISLAND (2004)			
CAREER RECORD	167-134 (.554)			
YEAR-BY-YEAR RECORD				
Year	School	W-L	Conf.	Postseason
2022-23	Ole Miss	19-5	8-3	--
2021-22	Ole Miss	23-9	10-6	NCAA
2020-21	Ole Miss	15-12	4-10	WNIT Runners-Up
2019-20	Ole Miss	7-23	0-16	--
2018-19	Ole Miss	9-22	3-13	--
2017-18	Jacksonville	24-9	12-2	WNIT
2016-17	Jacksonville	23-9	11-3	WNIT
2015-16	Jacksonville	22-11	11-3	NCAA
2014-15	Jacksonville	12-17	6-8	--
2013-14	Jacksonville	13-17	10-8	--
TOTAL	10 Seasons	167-134	73-72	
COACHING CAREER				
Year	School	Position		
2019-Pres.	Ole Miss	Head Coach		
2014-18	Jacksonville	Head Coach		
2011-13	Clemson	Asst. Coach/Recruiting Coord.		
2009-10	Pittsburgh	Assistant Coach		
2008	Portland	Asst. Coach/Recruiting Coord.		
2006-07	Ark.-Pine Bluff	Asst. Coach/Recruiting Coord.		
2005	Frank Phillips College (Texas)	Assistant Coach		

In the span of just four years, McPhee-McCuin - a 19-year veteran of the coaching industry more commonly known as Coach Yo - has turned Ole Miss into an exciting team on the rise. The energy around Oxford is palpable, due in part to Coach Yo's positive attitude and generous spirit with fans and supporters.

Head coach Yolett McPhee-McCuin wrapped up her fourth season in Oxford in 2021-22 with revitalized energy surrounding the Ole Miss women's basketball program, leading the Rebels to their 18th NCAA Tournament appearance and their first in 15 seasons with one of the most tenacious defenses in the country.

The 2021-22 campaign was one for the record books, as McPhee-McCuin raised the bar and elevated the Rebels back to the national stage. With the expectation of the NCAA Tournament or bust from the get-go, Ole Miss rose to the occasion, accomplishing just that. Following a season opening loss, the Rebels responded by rattling off 13 straight wins for the third longest winning streak in program history on the way to a 23-win season.

Following its second ranked win of the season at No. 23 Kentucky and fourth straight in SEC play, the Rebels saw themselves slotted in the AP Poll on Jan. 24 at No. 24 for the program's first ranking in 15 years. Defensively, Ole Miss shattered program records with a season-high 142 blocks and held a record 10 opponents under 50 points, for the most in a single-season.

Once SEC play hit, the Rebels did not cool off, picking up 10 conference wins for the second time in Ole Miss history. A 10-6 conference record pushed the Rebels into a fourth place SEC finish for its best since 1994. With a double bye secured for the SEC Tournament in Nashville, Ole Miss knocked off No. 23 Florida to advance to its ninth semifinal appearance and first since 1993 before ultimately falling to top-seeded South Carolina. Just a little over a week later, jubilation occurred with Ole Miss seeing its name called on Selection Sunday for the first time since 2007 as a seven seed.

Under her tutelage, Shakira Austin earned First Team All-SEC honors for the second straight season, and garnered national acclaim as one of the best centers throughout Division I hoops. Bringing in transfer guard Angel Baker from Wright State proved to be key, as she went on to be named as the SEC's Sixth-Woman of the Year, the first in Ole Miss history.

McPhee-McCuin made history of her own after the 2021-22 campaign, becoming the first woman in Bahamian history to coach at the men's national level serving as an assistant with the Bahamas Men's Senior

National Team during World Cup qualifiers.

Ole Miss bounced back from an 0-16 SEC season in 2019-20 to a 15-12 (4-10 SEC) campaign in 2020-21 that saw the Rebels come dangerously close to crashing the Big Dance. The Rebels knocked off three top-25 teams in the span of a month -- including a season-sweep of nationally ranked Kentucky and a momentous upset of No. 13 Arkansas in the First Round of the SEC Tournament to mark the first SEC Quarterfinal appearance for Ole Miss since 2010. The Rebels nearly knocked off No. 14 Tennessee in that quarterfinal, which would have marked the first SEC Semifinal appearance since 1993 and likely would have pushed the Rebels into the NCAA Tournament.

Much of the success for the Rebels in 2020-21 came in the form of Honorable Mention All-American and First-Team All-SEC member Shakira Austin, who immediately asserted herself as one of the most feared players in the SEC and the nation after transferring to Ole Miss from Maryland in the offseason. Austin was the first First-Team selection for Ole Miss since 2014-15 and ended up on the Lisa Leslie Top-10 list, but she wasn't alone. Ole Miss' highly-touted top-ranked recruiting class from 2019 lived up to the hype in their first season, with Madison Scott earning SEC Freshman of the Year honors and Snudda Collins being named alongside her on the SEC All-Freshman team.

The swift turnaround is even more impressive when taking stock of where the Rebels were when she took over. Coach Yo took the reigns of a Rebel program her first year in 2018-19 that had just four returners and willed it to outperform all the preseason polls that had picked Ole Miss unanimously to finish last. The Rebels improved their SEC win total by two games from the year before, winning three conference contests -- one of which was a thrilling 55-49 win at No. 16 Kentucky on Jan. 13, 2019. The win was the first over a ranked team on the road for Ole Miss since 2011 and the first win in general at UK since 2007.

McPhee-McCuin also mentored graduate transfer Crystal Allen, who in her lone season donning a Rebel jersey became one of the most electrifying players in the SEC. Allen finished the season third in the conference at 18.3 PPG and was named second-team All-SEC -- the first Rebel to earn All-SEC honors since 2014-15.

She followed that up by signing the SEC's top-ranked recruiting class in 2019-20, which included two five-star signees and the first McDonald's All-American in Ole Miss women's basketball history in Madison Scott.

Coach Yo was named the Rebels' ninth head coach on

April 4, 2018, the first black female head coach in Ole Miss women's basketball history.

McPhee-McCuin spent the previous five seasons transforming Jacksonville into a perennial power in the Atlantic Sun Conference. During her tenure as head coach, McPhee-McCuin led the Dolphins to a 94-63 record (50-24 in ASUN play) and postseason appearances in each of her last three seasons.

McPhee-McCuin, who has also served as the national team head coach for her native Bahamas, took over a program at Jacksonville that had only won 20 or more games in a season twice in its entire history and proceeded to march the Dolphins to three-straight 20-win campaigns in her final three years.

In 2015-16, McPhee-McCuin and the Dolphins made history, capturing the program's first ASUN Tournament title and NCAA Tournament berth with an upset in the conference championship game over two-time defending champion Florida Gulf Coast. The victory snapped FGCU's seven-year, 71-game home streak against ASUN opponents and boosted Jacksonville to a 22-11 record.

McPhee-McCuin's team followed that up with two more 20-win seasons and the first two WNIT appearances in JU history in 2016-17 (23-9, 11-3 ASUN) and 2017-18 (24-9, 12-2) with the final season seeing the Dolphins break the school record for single-season wins. In 2016-17, Jacksonville was the lone ASUN program to receive votes in the USA Today Coaches Poll and earned the first WNIT at-large ever given to an ASUN team.

Prior to her time at Jacksonville, McPhee-McCuin was an assistant at Clemson from 2011-13, where she was



recognized as one of the top assistants in the nation by National Women's Basketball Insider. While with the Tigers, McPhee-McCuin solidified her reputation as one of the best recruiters in the country, spearheading the No. 16 class in the nation in her final year at Clemson, which included five McDonalds All-America nominees.

Before her stint at Clemson, McPhee-McCuin was on staff at Pittsburgh for two seasons in 2009 and 2010. She was part of a pair of postseason appearances with Panthers, who rose to No. 14 in the national rankings and advanced to a Sweet 16.

Her coaching career also includes stops at Portland, Frank Phillips College and Arkansas-Pine Bluff, where she earned her master's degree in physical education with a perfect 4.0 GPA.

McPhee-McCuin received her bachelor's in business management and administration from Rhode Island in 2004, playing in 56 games over her junior and senior years at URI and helping the Rams advance to the 2003 A-10 title game. She played her first two seasons at Miami-Dade Community College.

In addition to her collegiate coaching duties, McPhee-McCuin has served as the head coach for Bahamian national team since 2013. Her crowning achievement was the first Caribbean Basketball Confederation title for Bahamas in 10 years after a 55-51 win over Jamaica to qualify for the 2016 CentroBasket Championship. The success capped a very successful tournament outing with a perfect 5-0 record, and McPhee-McCuin became the first female coach to win a CBC title.

McPhee-McCuin was the first Bahamian woman to sign a Division I letter of intent to play basketball, becoming a trailblazer in the process for other aspiring athletes from her home country. She is the first Bahamian woman to coach at a Division I program and was the first black female head coach at Jacksonville.

McPhee-McCuin is also part of two Halls of Fame across both her playing and coaching career. In 2016,

she was inducted into the Bahamian Athletic Hall of Fame alongside Buddy Hield (of the NBA's Sacramento Kings) and Jonquel Jones (of the WNBA's Connecticut Sun). In 2013, she was inducted into the New England Basketball Hall of Fame and was one of 10 recipients of the Pathfinder Award for their distinguished achievement outside of New England.

Throughout her coaching career, McPhee-McCuin has had a large impact in every community in which she has coached. She developed a foundation in the Bahamas called Back2Basics, which helps the development of children through education and athletics. Additionally, she was involved in numerous community service projects at her other coaching stops.

In addition to the growth she has facilitated on the court throughout her career, McPhee-McCuin and her staff have instilled an importance on community engagement both through service and via dialogue with fans and supporters.

Coach Yo also puts an emphasis on teaching, developing and inspiring through character-building and leadership development, as best evidenced by her trademark motto #NoCeilings, which serves as a rallying cry both within the program and to those familiar with her in the basketball community. Her point of emphasis with #NoCeilings is to preach a way of life, especially to young women, about living without limits to what can be achieved both on the court and in life.

Born April 30, 1982, the former Yolett McPhee and her husband, Kelly McCuin, have two daughters: Yasmine and Yuri.



SERIES HISTORY

VERSUS KENTUCKY

Ole Miss has held Kentucky's number the last few matchups, winning the past three-straight matchups and the last four out of five. All four of those wins were against a ranked UK team as well.

All-time, the Rebels lead the Wildcats 26-19, in a series that dates back to 1980. In Oxford, Ole Miss holds an advantage of 13-8.

In last season's lone meeting, Ole Miss knocked off a No. 23 ranked Kentucky team in Lexington to jump into the AP poll for the first time since the 2007 campaign.

FIRST MEETING

• 02/09/80 - UM, 79-62 - at Knoxville

LAST MEETING

• 01/23/22 - UM, 63-53 - at Lexington

SCOUTING THE WILDCATS

Following a remarkable championship run in last season's SEC Tournament in Nashville to earn its 17th NCAA Tournament appearance, the Wildcats returned a new-look squad in year three of the Kyra Elzy era.

With 10 newcomers, the Wildcats sit at 10-13 with a 2-9 mark in SEC play. UK is on the hunt to stop its two-game losing skid, last defeating Missouri, 77-54, on Jan. 29.

UK is one of the strongest teams in the conference in swipes, averaging 10.4 steals per game as a team to rank second. Jada Walker leads this charge with 2.4 steals per outing.

Meanwhile, offensively Maddie Scheer is leading the conference dropping an average of 4.6 dimes per game.

FINAL 2021-22 REGULAR SEASON SEC STANDINGS

School	SEC	Pct.	All	Pct.
South Carolina	15-1	.938	29-2	.935
LSU	13-3	.813	25-5	.833
Tennessee	11-5	.688	23-8	.742
Ole Miss	10-6	.625	23-8	.742
Florida	10-6	.625	21-10	.677
Georgia	9-7	.563	20-9	.690
Kentucky	8-8	.500	19-11	.633
Arkansas	7-9	.438	18-13	.581
Missouri	7-9	.438	18-12	.600
Mississippi St.	6-10	.375	15-14	.517
Alabama	6-10	.375	17-13	.567
Texas A&M	4-12	.250	14-15	.483
Vanderbilt	4-12	.250	14-18	.438
Auburn	2-14	.125	10-18	.357

TEAM NOTES

LAST TIME OUT

A full defensive lockdown was in force last Sunday against the Florida Gators, with Ole Miss restricting UF to a mere 24.1% from the field in the 68-42 win from Oxford. The 26 point victory was the largest in series history against the Gators in the history of the matchup.

Capitalizing off of Gator turnovers, Ole Miss took the lead with a minute remaining in the first quarter and never looked back. The Rebels held UF to seven field goals in the first half to put its 19th win in reach the rest of the way.

Angel Baker paced the Rebels with a team-high 18 points off of seven field goals. Joining her in double-digits was Madison Scott with 15 points, now scoring in double-figures in 13 out of the last 14 games. Marquasha Davis added 15 of her own as well, stretching her scoring streak to five games in a row in double-figures.

Outrebounding the Gators by margin in 14, Rita Igbokwe carried the Rebels off the glass with a season-high 11 rebounds.

CAN'T TOUCH THIS (LITERALLY)

The defensive prowess from Ole Miss was untouchable against Florida, holding the Gators to shoot 13-of-54 from the field at a 24.1% clip.

Holding the Gators to that mark is the lowest the Rebels have held any SEC opponent to within the last 20 seasons.

AB2K

Only four points away from hitting the 2,000 career-point milestone, Angel Baker is soon to accomplish what few in Ole Miss history have done.

Once Baker eclipses the 2,000 career point milestone, she will be one of four 2,000 career-point scorers to don a Rebel uniform.

Baker will also become one of 16 active players in Division I with over 2,000 career points scored.

IT JUST MEANS MORE WINS

A win over the Wildcats would mark a huge accomplishment for the Rebel program in multiple ways.

Reaching nine SEC wins, would be the first time in program history Ole Miss has had back-to-back nine win conference seasons after reaching 10 last year.

STATS STACK UP



70.8	◀	POINTS PER GAME	69.9
42.8	◀	FG%	41.1
28.8		3FG%	▶ 28.9
66.4		FT%	▶ 73.2
42.6	◀	REBOUNDS PER GAME	34.1
13.2		ASSISTS PER GAME	▶ 14.3
4.9	◀	BLOCKS PER GAME	4.2
7.7		STEALS PER GAME	▶ 10.4
54.8	◀	SCORING DEFENSE	68.7
34.9	◀	FG% DEFENSE	42.9
24.6	◀	3FG% DEFENSE	33.1
+9.5	◀	REBOUND MARGIN	-2.7
0.9	◀	AST-TO RATIO	0.8

PRESEASON NODS AND SEASON HONORS

MYAH TAYLOR

• Nancy Lieberman Award - Preseason Watch List

MADISON SCOTT

• Preseason Second Team All-SEC - Coaches

RANKED WINS UNDER MCPHEE-MCCUIN (7)

Date	Opp.	Score
01-13-19	at No. 16 Kentucky	W, 55-49
02-04-21	No. 15 KENTUCKY	W, 72-60
02-28-21	at No. 19 Kentucky	W, 73-68
03-04-21	vs. No. 13 Arkansas	W, 69-60
12-21-21	vs. No. 18 South Florida	W, 61-53
01-23-22	at No. 23 Kentucky	W, 63-54
03-04-22	vs. No. 23 Florida	W, 70-60
01-29-23	at No. 24 Arkansas	W, 76-73 (OT)

GAMES HOLDING OPP. UNDER 50 POINTS

Season	Total Games	Opp. Under 50 Points
2022-23	24	7
2021-22	32	10
2020-21	27	5
2019-20	30	1
2018-19	31	3
2017-18	31	4
2016-17	31	5
2015-16	30	4
2014-15	33	4
2013-14	32	0
2012-13	29	2
2011-12	30	3
2010-11	29	0
2009-10	32	4
2008-09	33	7
2007-08	29	2
2006-07	35	7
2005-06	31	2
2004-05	29	1
2003-04	31	1
2002-03	28	3
2001-02	28	2
2000-01	30	4
1999-00	28	2
1998-99	28	0
1997-98	31	2
1996-97	27	1
1995-96	29	2
1994-95	29	6
1993-94	33	6
1992-93	29	3
1991-92	23	3
1990-91	29	6
1989-90	32	5
1988-89	31	2
1987-88	31	3
1986-87	30	0
1985-86	31	5
1984-85	32	3
1983-84	30	3
1982-83	32	3
1981-82	32	3
1980-81	26	1
1979-80	37	0
1978-79	40	1
1977-78	40	2
1976-77	28	2

HOME SWEET HOME (REGULAR SEASON)

Category	Home	Road	Neutral
Scoring	76.2	64.3	65.0
Scoring Defense	51.7	58.3	59.5
Scoring Margin	+24.5	+6.0	+5.5
FG%	45.2	41.0	35.4
3PT%	33.8	22.4	25.6
FT%	66.1	66.3	70.8
Opp. FG%	31.7	38.2	41.0
Opp. 3PT%	24.7	24.2	26.1
Rebounds	45.6	39.0	39.5
Reb. Margin	+13.9	+4.4	+3.5
Assists	15.3	10.7	10.5
Steals	7.4	7.8	9.0
Blocks	4.9	5.0	4.0
Turnovers	14.3	16.6	10.5
Turnovers Forced	16.6	17.6	18.5

THERE'S NO PLACE LIKE HOME

The comfort of the SJB Pavilion has been welcoming to the Rebels this season, with Ole Miss reaching double-digit wins at home two consecutive years in a row for the first time since the 2007-08 & 2008-09 seasons.

Last year, Ole Miss tallied 10 wins at home while this season the Rebels have already reached 12 and counting.

GO OFF QUE

Since jumping back into the starting lineup the last four games, Marquesha Davis has tallied double-digit outings in each one of them.

Davis is currently averaging 14.4 points per game as a starter in SEC play, on the season she is averaging 9.6 points overall.

COMEBACK KIDS

Trailing by 19 at with 20 minutes remaining, the Rebels came together to do the unthinkable and clawed their way back against Arkansas to force overtime and defeat the Razorbacks.

The feat tied the 9th largest margin overcome in NCAA history and was the largest in program history. It also set the third largest margin overcome in an SEC game.

THERE'S NO PLACE LIKE HOME

Back in her home state in front of friends and family, Marquesha Davis sure showed out with a career-high 20-point performance against the Razorbacks.

As an Arkansas transfer, Davis is one of 12 players in Division I this year to score 20 or more points in an outing against her former team.

GO FOR DEEP -- OR DON'T

It's a proven stat that the Rebs defend the three ball well, ranking fourth in the nation while holding its opponents to 24.6% from beyond the arc. The Rebels have limited Auburn and Texas A&M to its season lowest from three and Mississippi State and Alabama to its SEC game lowest.

HOT HANDS EQUAL DUBS

When the Rebels find themselves in a groove, the wins are bound to happen. This season when Ole Miss shoots above 40% in a game, the Rebels are bound to win at 17-0.

REBEL WINS VS. AP TOP-10 (29)

Date	Opp.	OM Rank	Score
01-21-16	#9 Kentucky	NR	73-65
01-24-10	#8 Georgia	NR	66-65
03-25-07	#9 Oklahoma	NR	90-82
03-20-07	#6 Maryland	NR	89-78
01-11-07	#5 LSU	NR	77-74
02-14-05	#7 Rutgers	NR	67-57
02-04-96	#3 Tennessee	20	78-72
01-24-96	#5 Vanderbilt	23	72-53
03-06-93	#5 Auburn	NR	69-55
03-26-92	#9 Penn State	5	75-72
01-18-92	#2 Tennessee	10	80-78 (OT)
03-17-90	#5 UNLV	NR	66-62
01-20-90	#5 Georgia	NR	68-65
03-04-89	#8 Georgia	12	78-69
12-12-88	#10 Texas	6	88-67
02-04-87	#9 LSU	7	84-67
01-31-87	#3 Tennessee	8	69-65
03-20-86	#7 Auburn	11	56-55 (OT)
02-05-86	#10 Tennessee	8	68-54
02-13-85	#9 Auburn	8	66-65
02-15-84	#6 Tennessee	7	67-65
02-11-84	#9 LSU	8	79-65
01-14-84	#6 LSU	9	78-77
01-12-80	#2 Stephen F. Austin	NR	79-68
12-14-78	#5 Stephen F. Austin	18	71-66
02-25-78	#5 Delta State	NR	73-72
01-28-77	#1 Delta State	NR	73-72
01-18-77	#8 Mississippi College	NR	82-81
12-03-76	#6 Mercer	NR	91-53

EXPERIENCE MATTERS

Dubbed as the "offensive" and "defensive" point guards by McPhee-McCuin, Angel Baker and Myah Taylor prove it on the court as one of the most experienced duos in the nation.

Ole Miss is one of 14 programs in the country to have two players with more than 134 games played each.

OLE MISS IN WINS VS. LOSSES (REGULAR SEASON)

Category	Wins	Losses
Scoring	73.1	62.2
Scoring Defense	51.2	68.6
Scoring Margin	+21.8	-6.4
FG%	44.5	36.2
3PT%	29.7	25.0
FT%	65.3	71.3
Opp. FG%	33.5	39.8
Opp. 3PT%	23.9	26.9
Rebounds	43.6	39.0
Reb. Margin	+12.2	-0.8
Assists	14.8	7.2
Steals	8.1	6.0
Blocks	5.1	4.2
Turnovers	14.8	15.0
Turnovers Forced	17.8	14.4

SERIES HISTORY VS. KENTUCKY (UM LEADS LEADS 26-19)

Date	Result	Location
01/23/22	UM, 63-53	at Lexington
02/28/21	UM, 73-69	at Lexington
02/04/21	UM, 72-60	at Oxford
02/20/20	UK, 94-52	at Oxford
01/13/19	UM, 55-49	at Lexington
02/22/18	UK, 79-71	at Oxford
01/26/17	UK, 89-57	at Lexington
01/21/16	UM, 73-65	at Oxford
02/23/15	UM, 67-59	at Oxford
01/04/16	UK, 64-58	at Lexington
02/13/14	UK, 108-78	at Lexington
02/28/13	UK, 90-65	at Oxford
02/02/12	UK, 82-41	at Lexington
01/27/11	UK, 74-68	at Oxford
02/01/10	UK, 80-66	at Lexington
02/01/09	UM, 69-60	at Oxford
02/07/08	UK, 59-54	at Lexington
02/08/07	UK, 69-61	at Oxford
01/14/07	UM, 67-65 (ot)	at Lexington
02/16/06	UK, 65-61	at Lexington
01/22/06	UK, 81-75	at Oxford
01/16/05	UK, 70-63	at Lexington
02/01/04	UM, 90-88 (2ot)	at Oxford
01/23/03	UK, 83-66	at Lexington
02/07/02	UM, 76-66	at Oxford
02/22/01	UM, 75-54	at Lexington
02/24/00	UK, 59-57	at Oxford
02/25/99	UK, 75-59	at Chattanooga ^
01/10/99	UM, 60-57	at Oxford
01/10/98	UM, 76-49	at Lexington
01/02/97	UM, 83-52	at Oxford
01/03/96	UM, 68-60	at Lexington
12/17/94	UM, 66-58	at Oxford
12/18/93	UM, 51-47	at Lexington
02/20/93	UM, 77-65	at Oxford
02/23/92	UM, 82-69	at Lexington
02/16/91	UK, 87-81	at Oxford
01/27/90	UM, 71-64	at Lexington
01/28/89	UM, 70-52	at Oxford
02/02/88	UM, 75-67	at Lexington
01/28/87	UM, 72-64	at Oxford
01/08/86	UM, 72-69	at Lexington
02/03/85	UM, 82-56	at Oxford
02/01/84	UK, 69-59	at Lexington
02/09/80	UM, 79-62	at Knoxville ^

SERIES NOTES...

At Oxford: Ole Miss leads 13-8
 At Lexington: Ole Miss leads 12-10
 At Neutral Sites: Series tied 1-1
 Longest UM Streak: 8 (1992-99)
 Longest UK Streak: 6 (2010-2015)
 Biggest UM Win: 31 (1/2/97 - at Oxford)
 Biggest UK Win: 42 (2/20/20 - at Oxford)
 Most UM Points: 90 (2/1/04 - at Oxford)
 Most UK Points: 108 (2/13/14 - at Lexington)
 Last 10 Meetings: Ole Miss leads 6-4

SWEPT. THE. SIP.

Following its first win in Starkville since 2007 on Jan. 1, Ole Miss continued to make its presence known as the top dog in the state of Mississippi with its 78-63 win on Jan. 26.

The back-to-back regular season wins against the Bulldogs marked the first regular season sweep over MSU since 2004.

SNUDDA SQUAD

No doubt Snudda Collins was feeling herself at home against Mississippi State, with the junior draining a career-high tying five three's off the bench.

With 46 made triples this season and 155 attempts, Collins is climbing her way up the Ole Miss history charts. Collins is 19 made three's away from ranking in the top-five in a single-season.

SHARING IS CARING

Dropping a 20 dimes against Mississippi State, the Rebels showed that sharing the ball proved to be an extreme benefit. The 20 assists were the most in an SEC game by the Rebels this season.

Three Rebels combined for 18 of those 20 dimes, with Angel Baker, Madison Scott and Myah Taylor dishing out six apiece.

The last time Ole Miss had three Rebels with five or more dimes, was last season against Texas A&M from the SJB Pavilion.

MILESTONE WATCH

Angel Baker
 • 1996 career points - 4 from 2000

Rita Igbokwe
 • 186 career blocks - 14 from 200

THE ROAD TO 20 WINS

24 games into the season, Ole Miss' 19 wins have it one away from hitting yet another historic milestone.

Ole Miss has not had back-to-back 20 win seasons since the 1993-94 & 1994-95 seasons.

Those teams respectively tallied 24 & 21 wins en route to two straight NCAA tournament appearances.

DONT TEST DEZ

Off the bench against Alabama, Destiny Salary made a splash with a career-high 16 points and three made three pointer's.

The junior led the Rebels in scoring against the Crimson Tide and has recorded three outings in double-figure scoring this season.

ALL BARK. NO BITE.

Not only was the win at Georgia a key piece for the Rebels as they march through conference play, it

SEC ACTIVE CAREER POINTS LEADERS (FEB. 10)

1. 1776 - Aliyah Boston; South Carolina; 2019-23
2. 1600 - Zia Cooke; South Carolina; 2019-23
3. 1491 - Rickea Jackson; Tennessee; 2019-23
4. 1458 - Hayley Frank; Missouri; 2019-23
5. 1330 - Makayla Daniels; Arkansas; 2019-23
6. 1261 - Jordan Horston; Tennessee; 2019-23
7. 1219 - Brittany Davis; Alabama; 2019,2021-23
8. 1187 - Megan Abrams; Alabama; 2018-23
9. 1161 - Jessica Carter; Mississippi State; 2018-20,2022-23
10. 1160 - Robyn Benton; Kentucky; 2018-23

SEC ACTIVE CAREER REBOUNDING LEADERS (FEB. 10)

1. 1363 - Aliyah Boston; South Carolina; 2019-23
2. 743 - Jessica Carter; Mississippi State; 2018-20, 2022-23
3. 683 - Victoria Saxton; South Carolina; 2018-23
4. 638 - Jordan Horston; Tennessee; 2019-23
5. 616 - Brea Beal; South Carolina; 2019-23
6. 601 - Tamari Key; Tennessee; 2019-23
7. 598 - Madison Scott; Ole Miss; 2020-23
8. 558 - Nina Rickards; Florida; 2019-23
9. 511 - Erynn Barnum; Arkansas; 2019-23
10. 501 - Javyn Nicholson; Georgia; 2019-23

SEC ACTIVE CAREER STEALS LEADERS (FEB. 10)

1. 234 - Jordyn Cambridge; Vanderbilt; 2018-19,2021-23
2. 233 - Myah Taylor; Ole Miss; 2018-23
3. 190 - Robyn Benton; Kentucky; 2018-23
4. 178 - Makayla Daniels; Arkansas; 2019-23
5. 150 - Janya Mingo-Young; Alabama; 2019-23
6. 143 - Jordan Horston; Tennessee; 2019-23
7. 135 - Aliyah Boston; South Carolina; 2019-23
8. 123 - H. Scott-Grayson; Auburn; 2020-23
9. 121 - Aicha Coulibaly; Auburn; 2020-23
10. 117 - Victoria Saxton; South Carolina; 2018-23

SEC ACTIVE CAREER ASSISTS LEADERS (FEB. 10)

1. 533 - Myah Taylor; Ole Miss; 2018-23
2. 416 - Jordan Horston; Tennessee; 2019-23
3. 329 - Hannah Barber; Alabama; 2018-23
4. 293 - Anastasia Hayes; Mississippi State; 2017,2021-23
5. 291 - Jordyn Cambridge; Vanderbilt; 2018-19,2021-23
6. 287 - Haley Troup; Missouri; 2018-23
7. 279 - Makayla Daniels; Arkansas; 2019-23
8. 248 - Jordan Walker; Tennessee; 2020-23
9. 247 - Megan Abrams; Alabama; 2018-23
- 247 - Mama Dembele; Missouri; 2020-23

AP TOP-25 • FEB. 6

Rank	Team (1st-Place)	W-L	Points	Last
1	South Carolina (28)	23-0	700	1
2	Indiana	22-1	649	4
3	LSU	23-0	643	3
4	UConn	21-3	611	5
5	Iowa	19-4	569	6
6	Stanford	22-3	568	2
7	Utah	20-2	543	7
8	Maryland	19-5	509	8
9	Duke	20-3	448	16
10	Notre Dame	18-4	429	9
11	Virginia Tech	18-4	394	13
12	Michigan	19-5	359	18
13	Ohio State	20-4	337	10
14	North Carolina	17-6	328	11
15	Villanova	20-4	245	19
16	Oklahoma	18-4	241	20
17	Arizona	18-5	233	22
18	UCLA	18-6	201	14
19	Florida State	20-5	187	23
20	Texas	18-6	182	24
21	Iowa State	15-6	168	12
22	NC State	16-6	164	15
23	Gonzaga	22-3	118	17
24	South Florida	22-4	98	25
25	Colorado	18-5	81	NR

Others receiving votes: Baylor 29, Illinois 18, UNLV 14, Tennessee 13, USC 8, Middle Tennessee 8, Florida Gulf Coast 2, Louisville 2, Cleveland State 1

USA TODAY/WBCA COACHES TOP-25 • FEB. 7

Rank	Team (1st-Place)	W-L	Points	Last
1	South Carolina (32)	(23-0)	800	1
2	LSU	(23-0)	754	3
3	Indiana	(22-1)	704	5
4	Connecticut	(21-3)	697	4
5	Stanford	(22-3)	670	2
6	Iowa	(19-4)	649	6
7	Utah	(21-2)	620	7
8	Maryland	(19-5)	531	9
9	Virginia Tech	(19-4)	525	11
10	Notre Dame	(18-4)	513	8
11	Duke	(20-3)	496	15
12	Ohio State	(20-4)	430	10
13	Oklahoma	(18-4)	381	17
14	Michigan	(19-5)	336	19
15	Arizona	(18-5)	305	20
16	North Carolina	(17-6)	292	14
17	UCLA	(18-6)	250	16
18	Villanova	(20-4)	246	21
19	Iowa State	(15-6)	239	12
20	North Carolina State	(16-7)	207	13
21	South Florida	(22-4)	158	22
22	Gonzaga	(22-3)	144	18
23	Texas	(18-6)	118	25
24	Florida State	(20-5)	114	NR
25	Colorado	(19-5)	64	NR

Others receiving votes: Florida Gulf Coast (22-3) 37; Illinois (18-6) 30; UNLV (22-2) 23; Baylor (16-6) 22; Southern California (17-6) 17; Oregon (14-9) 8; Middle Tennessee (18-4) 7; Tennessee (17-9) 5; Mississippi (19-5) 4; Alabama (17-6) 1; Massachusetts (19-4) 1; Purdue (15-7) 1; Rhode Island (19-3) 1.

was the first win in Athens for the program since 2010 and only the second in Ole Miss history.

TAKING IT JUST MEANS MORE SERIOUSLY

With five straight wins to open conference play, Ole Miss kicked off it's SEC season 5-0 for the first time since the 2006-07 season where that team then went on to win 24 games and reach the Elite Eight.

The 2007 Rebels started 5-0 in SEC play, before going 9-5 in the conference.

The 1991-92 Ole Miss squad owns the best SEC program record, as the Rebels went 11-0 en route to an Elite Eight appearance.

MUST PACK - DEFENSE

It's no secret that Ole Miss thrives off its defense, yet with the win over Georgia, the Rebels picked up its third straight SEC road victory.

It's the first time Ole Miss started 3-0 on the road within the conference and the first time since 1991-92 the Rebels have won back-to-back-to-back road games against SEC foes.

WHAT'S IN THE SECRET SAUCE?

The correlation between Rebel wins and rebounding is evident, as all 18 Ole Miss wins have come when outrebounding its opponent.

Through 11 games in SEC play, Ole Miss has outrebounded its opponents by an average of +8.1 boards per game.

WE DEFEND LIKE NO OTHER

By locking down the Aggies and holding Texas A&M to only 38 points, Ole Miss once again proved why "We Defend" is at the heart of its program.

The 38 points are the fewest points allowed against an SEC team in program history and the only time in program history holding a conference opponent under 40 points.

OFF THE LINE

Three-point defense has been a point of emphasis during the Coach Yo era, with 93 of 136 opponents being held to five or fewer.

1st Season (2018-19)

17-of-32 (53.1%)

2nd Season (2019-20)

21-of-30 (70.0%)

TIME LED-REGULAR SEASON (BY PERCENTAGE)

Opponent	Led	Trailed	Tied	% Led
Kennesaw St.	25:43	11:44	3:13	.636
SEMO	39:48	0:00	0:52	.987
at Little Rock	37:07	02:09	1:24	.927
Southern Miss	39:20	0:00	0:40	.979
Dayton	33:47	2:47	3:26	.845
Utah	16:28	18:54	4:38	.412
Texas Southern	39:50	0:00	0:10	.996
Alabama A&M	38:57	0:43	0:20	.974
at Oklahoma	6:33	29:35	3:52	.164
Jacksonville St.	39:05	0:00	0:55	.977
Jacksonville	25:46	9:55	5:59	.644
McNeese State	26:19	9:06	4:35	.885
at Temple	38:35	0:00	1:25	.965
Auburn*	39:26	0:00	0:34	.986
at Miss. State*	13:29	25:11	1:20	.332
Vanderbilt*	33:09	4:11	2:40	.827
at Texas A&M*	33:20	1:52	4:28	.830
at Georgia*	37:36	0:35	1:49	.934
Alabama*	19:54	18:01	2:45	.488
at Auburn*	25:01	12:12	2:47	.625
Miss. State*	38:20	0:00	1:40	.955
at Arkansas*	6:01	34:53	4:46	.133
at Tennessee*	0:00	39:21	0:39	.000
Florida*	31:52	6:38	2:10	.788
TOTAL	11:21.82	3:47.54	58:07	.710
SEC TOTAL	4:32:08	2:22:44	25:08	.715

3rd Season (2020-21)

14-of-22 (63.6%)

4th Season (2021-22)

22-of-31 (70.9%)

5th Season (2022-23)

21-24 (87.5%)

THE BEST KIND OF THIEVERY

No wonder Ole Miss was able to keep Texas A&M at bay, the Rebels racked up a season-high 14 steals as a team. Ole Miss has recorded double-digit steals in seven games this season.

COME AT THE VET

As one of the most experienced players currently in Division I basketball, Angel Baker sure plays like it as she leads the Rebels averaging 15.1 points per game.

Appearing in 145 games throughout her collegiate career, Baker ranks 11th among active players in career games played.

DYNAMIC DUO

All 17 points scored in the first quarter against Vanderbilt came from the combined duo of Angel Baker and Madison Scott as the pair went on to combine for a total of 39 points.

2022-23 SEC PRESEASON POLL

COACHES

Rank	Team
1	South Carolina
2	Tennessee
3	LSU
4	Alabama
5	Arkansas
6	Mississippi State
7	Florida
8	Ole Miss
9	Georgia
10	Kentucky
11	Texas A&M
12	Missouri
13	Auburn
14	Vanderbilt

MEDIA

Rank	Team
1	South Carolina
2	Tennessee
3	LSU
4	Arkansas
5	Ole Miss
6	Florida
7	Kentucky
8	Mississippi State
9	Georgia
10	Alabama
11	Texas A&M
12	Missouri
13	Auburn
14	Vanderbilt

2022-23 SEC PRESEASON TEAMS

COACHES

Player of the Year
Aliyah Boston, South Carolina

First Team All-SEC

Brittany Davis, Alabama
Alexis Morris, LSU
Angel Reese, LSU
Anastasia Hayes, Mississippi State
Aliyah Boston, South Carolina
Zia Cooke, South Carolina
Jordan Horston, Tennessee
Tamari Key, Tennessee

Second Team All-SEC

Makayla Daniels, Arkansas
Aicha Coulibaly, Auburn
Diamond Battles, Georgia
Madison Scott, Ole Miss
Jessika Carter, Mississippi State
Hayley Frank, Missouri
Victoria Saxton, South Carolina
Rickeya Jackson, Tennessee

MEDIA

Player of the Year
Aliyah Boston, South Carolina

Preseason All-SEC First Team

Aliyah Boston, South Carolina
Zia Cooke, South Carolina
Rickeya Jackson, Tennessee
Jordan Horston, Tennessee
Tamari Key, Tennessee

Preseason All-SEC Second Team

Brittany Davis, Alabama
Alexis Morris, LSU
Angel Reese, LSU
Jessika Carter, Mississippi State
Anastasia Hayes, Mississippi State
Hayley Frank, Missouri

SEC STANDINGS

	CONFERENCE				OVERALL					AP				COACHES	
	W-L	Pct.	H	A	W-L	Pct.	H	A	N	Streak	vs T10	vs T25	vs T10	vs T25	
LSU	11-0	1.000	6-0	5-0	23-0	1.000	13-0	6-0	4-0	W23	0-0	1-0	0-0	1-0	
South Carolina	11-0	1.000	4-0	4-0	24-0	1.000	12-0	11-0	1-0	W24	2-0	4-0	2-0	5-0	
Tennessee	9-2	.818	5-0	4-2	17-9	.654	12-5	4-4	1-2	L1	0-4	0-6	0-4	0-6	
Ole Miss	8-3	.727	4-1	4-2	19-5	.792	12-1	6-3	1-1	W1	0-0	0-1	0-0	1-1	
Alabama	7-4	.636	2-3	5-1	18-6	.750	9-3	8-2	1-1	W2	0-2	0-3	0-2	1-3	
Mississippi State	6-5	.545	3-2	3-3	17-7	.708	11-2	3-4	3-1	W2	0-1	0-1	0-1	0-2	
Arkansas	5-6	.455	2-3	3-3	18-8	.692	9-3	6-3	3-2	L1	0-3	2-2	0-3	1-2	
Georgia	5-6	.455	3-2	2-4	16-9	.640	10-3	3-4	3-2	W1	0-3	0-3	0-2	0-3	
Missouri	4-7	.364	2-4	2-3	15-9	.625	9-5	4-3	2-1	L1	0-2	0-3	0-3	0-3	
Auburn	3-8	.273	2-4	1-4	13-10	.565	11-5	1-4	1-1	L2	0-4	0-4	0-4	0-4	
Florida	3-8	.273	2-4	1-4	14-10	.583	9-4	3-5	2-1	L2	0-0	0-1	0-0	0-1	
Kentucky	2-9	.182	1-5	1-4	10-13	.435	7-8	2-4	1-1	L2	0-3	0-5	0-3	0-6	
Vanderbilt	2-9	.182	2-4	0-5	11-14	.440	8-6	3-6	0-2	W1	0-2	0-3	0-2	0-4	
Texas A&M	1-10	.091	1-5	0-5	6-15	.286	6-7	0-8	0-0	L3	0-2	0-2	0-2	0-2	

SEC WEEKLY HONORS

ATHLETE OF THE WEEK

Nov. 16 - Angel Reese, LSU / Cajja Harbison, VU
Nov. 23 - Aliyah Boston, South Carolina
Nov. 30 - Angel Reese, LSU
Dec. 7 - Kamilla Cardoso, South Carolina
Dec. 14 - KK Dean, Florida
Dec. 21 - Angel Reese, LSU
Dec. 28 - Jessika Carter, Mississippi State
Jan. 3 - Rickea Jackson, Tennessee
Jan. 10 - Angel Reese, LSU
Jan. 17 - Aliyah Boston, South Carolina
Jan. 24 - Angel Reese, LSU
Jan. 31 - Ciaja Harbison, Vanderbilt
Feb. 7 - Aliyah Boston, South Carolina

FRESHMAN OF THE WEEK

Nov. 16 - Flau'jae Johnson, LSU
Nov. 23 - Flau'jae Johnson, LSU
Nov. 30 - Saylor Poffenbarger, Arkansas
Dec. 7 - Saylor Poffenbarger, Arkansas
Dec. 14 - RYanne Allen, Vanderbilt
Dec. 21 - Saylor Poffenbarger, Arkansas
Dec. 28 - Karly Weathers, UA / Sydney Shaw, AU
Jan. 3 - Flau'jae Johnson, LSU
Jan. 10 - Saylor Poffenbarger, Arkansas
Jan. 17 - Saylor Poffenbarger, Arkansas
Jan. 24 - Janiah Barker, Texas A&M
Jan. 31 - Kharyssa Richardson, Auburn
Feb. 7 - Raven Johnson

39 points between Baker and Scott are the most in a single-game by the two in their two seasons together in Oxford.

JUNIOR JUMPS

It's extremely evident that both juniors Snudda Collins and Madison Scott made great strides in the offseason headed into their third seasons in the Oxford, and those numbers are reflected on the court.

Collins

- 2021-22: 5.9 ppg
- 2022-23: 10.6 ppg
- 74.5% increase

Scott

- 2021-22: 9.6 ppg
- 2022-23: 11.8 ppg
- 25.0% increase

- 2021-22: 6.0 rpg
- 2022-23: 8.7 rpg
- 43.3% increase

DON'T LET THE REBS GET HOT: FROM DEEP

Not only was Angel Baker hot from deep against Vanderbilt with a season-high four triples, multiple Rebels felt it from deep going 8-of-16 from beyond the arc.

Snudda Collins, Marquesha Davis, Elauna Eaton,

BY THE NUMBERS

- Overall 19-5
- SEC Games 8-3
- SEC Tournament Games 0-0
- Streak (Last 10) 7-3
- Home Overall (SEC) 12-1 (4-1)
- Road Overall (SEC) 6-3 (4-2)
- Neutral Games (SEC) 1-1 (0-0)
- Day Games (SEC) 8-3 (4-2)
- Night Games (SEC) 11-2 (5-1)
- November Games 7-1
- December Games 5-1
- January Games 6-2
- February Games 1-1
- March Games 0-0
- Monday Games 3-0
- Tuesday Games 1-0
- Wednesday Games 3-1
- Thursday Games 5-1
- Friday Games 0-0
- Saturday Games 1-0
- Sunday Games 5-3
- Overtime Games 0-0
- Television Games 7-3
- SECN+ Games 11-1
- vs. Ranked Opponents 0-2

REBELS' RECORD WHEN...

- Leading at the half 17-3
- Tied at the half 0-0
- Behind at the half 2-2
- Scores 90 points or more 2-0
- Scores 80-89 points 1-0
- Scores 70-79 points 9-1
- Scores less than 70 points 7-4
- Out-rebounds opponent 19-2
- Out-rebounded by opponent 0-3
- Ties opponents in rebounds 0-0
- Shoots 50 percent or better 3-0
- Shoots between 40-49 percent 14-0
- Shoots under 40 percent 2-5
- Shoots 30 percent or better from 3-pt. 8-1
- Shoots under 30 percent from 3-pt. 10-4
- Shoots 70 percent or better from FT line 5-3
- Shoots 60-69 percent from FT line 9-1
- Shoots under 60 percent from FT line 4-1
- Opp. shoots 50 percent or better 0-0
- Opp. shoots 40-49 percent 4-2
- Opp. shoots under 40 percent 15-3
- Opp. shoots 30 percent or better from 3-pt. 4-3
- Opp. shoots under 30 percent from 3-pt. 15-2
- Commits 15 turnovers or more 10-3
- Commits less than 15 turnovers 9-2
- Forces 15 turnovers or more 15-2
- Forces less than 15 turnovers 4-3
- Has less (or same) turnovers than opp. 12-2
- Has more turnovers than opponent 7-3

and Ayanna Thompson each added a triple to contribute to the most made three's by the Rebels against an SEC team since 2020.

The Rebels followed this up against Mississippi State at home, draining nine overall three's.

BALLIN' OFF THE BOARDS

There's no doubt that the motto "We Defend" rings true throughout the Ole Miss program, as this squad has been cleaning up off the boards all season.

Ole Miss has outrebounded nine opponents by a 15+ margin this year, the most in a single year within the last 20 seasons.

WON BIG IN VEGAS

Ole Miss rung in the New Year in a big way with its first win over Mississippi State in Starkville in 15 seasons.

Around the rim, Rita Igbokwe and the Rebels went to work with a season-high nine blocks as a team with Igbokwe swatting a season-high four shots.

The Rebel defense held the Bulldogs to its lowest point total in the matchup since 2008, holding MSU to 50 points.

500 AND COUNTING

With two assists against Mississippi State in Starkville, Myah Taylor eclipsed the 500 career assist mark and continues to add to her total of 533. Taylor currently leads the SEC in active career assists.

RIGHT ON TARGET

Through 11 games in conference play Madison Scott fifth in the SEC, draining 55.4% of her shots. On the season, Scott leads the Rebels in field goal percentage at .529.

Scott went 5-of-7 from the field against Auburn for 13 points, 7-of-10 at Mississippi State for 15 points and 8-of-11 against Vanderbilt for 17 points. The junior shot .486 percent from the field last season through 32 games.

THE YO EFFECT

Five years into Yolett McPhee-McCuin's guidance at the helm of the Rebels, she is already responsible for two of the program's best starts in the last 30 seasons.

Through the first 18 games:

- 1991-92: 17-1
- 1994-95: 15-3

SUPERLATIVES

BIGGEST OLE MISS LEAD:

56, vs. Southern Miss (11-16-22)

BIGGEST OLE MISS DEFICIT:

19 at Arkansas (01-29-23)

BIGGEST OLE MISS LEAD IN A LOSS:

14 at Auburn (01-22-23)

BIGGEST OLE MISS DEFICIT IN A WIN:

19 at Arkansas (01-29-23)

BIGGEST OLE MISS HALFTIME LEAD:

41 vs. Southern Miss (11-16-22)

BIGGEST OLE MISS HALFTIME DEFICIT:

19 at Arkansas (01-29-23)

BEST OLE MISS 1ST HALF FG%:

57.7 vs. Mississippi State (01-26-23)

WORST OLE MISS 1ST HALF FG%:

25.8 at Tennessee (02-02-23)

BEST OLE MISS 2ND HALF FG%:

56.7 at Arkansas (01-29-23)

WORST OLE MISS 2ND HALF FG%:

25.0 at Texas A&M (01-08-23)

MOST POINTS BY OLE MISS IN 1ST HALF:

48 vs. Southern Miss (11-16-22)

FEWEST POINTS BY OLE MISS IN 1ST HALF:

20 at Arkansas (01-29-23)

MOST POINTS BY OPPONENT IN 1ST HALF:

39 at Arkansas (01-29-23)

FEWEST POINTS BY OPPONENT IN 1ST HALF:

7 vs. Southern Miss (11-16-22)

MOST POINTS BY OLE MISS IN 2ND HALF:

49 vs. Texas Southern (11-28-22)

FEWEST POINTS BY OLE MISS IN 2ND HALF:

21 at Texas A&M (01-08-23)

MOST POINTS BY OPPONENT IN 2ND HALF:

40 vs. Southeast Missouri State (11-10-22)

FEWEST POINTS BY OPPONENT IN 2ND HALF:

14 vs. Alabama A&M (11-29-22)

BIGGEST HALFTIME LEAD BLOWN:

8 at Auburn (01-22-23)

BIGGEST HALFTIME DEFICIT ERASED:

19 at Arkansas (01-29-23)

BIGGEST MARGIN OF VICTORY:

46, 3x, MR vs. Alabama A&M (11-29-22)

BIGGEST DEFICIT OVERCOME TO WIN (AT ANY POINT IN A GAME):

19 at Arkansas (01-29-23)

BIGGEST MARGIN OF DEFEAT:

14 at Tennessee (02-02-23)

GAME-BY-GAME STARTING LINEUPS

Opponent	Date	Result	PG	G	G/F	G/F	F/C	Lineup	Record
Kennesaw St.	Nov. 7	W, 72-60	Taylor	Baker	Collins	Scott	Singleton	#1	1-0
SEMO	Nov. 10	W, 83-57	Taylor	Baker	Collins	Scott	Singleton	#1	2-0
at Little Rock	Nov. 13	W, 58-40	Taylor	Baker	Collins	Scott	Davis	#2	1-0
Southern Miss	Nov. 16	W, 92-46	Taylor	Baker	Collins	Scott	Davis	#2	2-0
vs. Dayton	Nov. 21	W, 63-50	Taylor	Baker	Collins	Scott	Davis	#2	3-0
vs. Utah	Nov. 23	L, 69-67	Taylor	Davis	Collins	Scott	Igbokwe	#3	0-1
Texas Southern	Nov. 28	W, 93-47	Taylor	Baker	Collins	Scott	Davis	#2	4-0
Alabama A&M	Nov. 29	W, 74-28	Collins	Baker	Singleton	Scott	Davis	#4	1-0
at Oklahoma	Dec. 4	L, 69-59	Taylor	Baker	Collins	Scott	David	#2	4-1
Jacksonville State	Dec. 11	W, 74-54	Baker	Collins	Scott	Singleton	Davis	#5	1-0
Jacksonville	Dec. 14	W, 66-52	Baker	Collins	Scott	Singleton	Davis	#5	2-0
McNeese State	Dec. 17	W, 79-60	Baker	Collins	Scott	Singleton	Davis	#5	3-0
at Temple	Dec. 21	W, 75-55	Baker	Collins	Scott	Singleton	Davis	#5	4-0
Auburn	Dec. 29	W, 79-47	Taylor	Baker	Collins	Scott	Singleton	#1	3-0
at Mississippi State	Jan. 1	W, 61-50	Taylor	Baker	Collins	Scott	Singleton	#1	4-0
Vanderbilt	Jan. 5	W, 74-53	Taylor	Baker	Collins	Scott	Singleton	#1	5-0
at Texas A&M	Jan. 8	W, 57-38	Taylor	Baker	Collins	Scott	Singleton	#1	6-0
at Georgia	Jan. 12	W, 66-58	Taylor	Baker	Collins	Scott	Singleton	#1	7-0
Alabama	Jan. 15	L, 63-58	Taylor	Baker	Collins	Scott	Singleton	#1	7-1
at Auburn	Jan. 22	L, 77-76 (OT)	Taylor	Baker	Davis	Scott	Singleton	#6	0-1
Mississippi State	Jan. 26	W, 78-63	Taylor	Baker	Davis	Scott	Singleton	#6	1-1
at Arkansas	Jan. 29	W, 76-73 (OT)	Taylor	Baker	Davis	Scott	Singleton	#6	2-1
at Tennessee	Feb. 2	L, 65-51	Taylor	Collins	Davis	Scott	Singleton	#7	0-1
Florida	Feb. 5	W, 68-42	Taylor	Baker	Davis	Scott	Singleton	#6	3-1
Kentucky	Feb. 13								
at LSU	Feb. 16								
South Carolina	Feb. 19								
Missouri	Feb. 23								
at Alabama	Feb. 26								

REBEL STARTING/GAMES PLAYED HISTORY

Name	CAREER STARTS		Name	CAREER GAMES PLAYED	
	Season	Career		Season	Career
Angel Baker	23	85	Angel Baker	24	145
Jordan Berry	0	0	Jordan Berry	10	23
Snudda Collins	20	53	Snudda Collins	24	83
Marquesha Davis	16	16	Marquesha Davis	24	75
Elauna Eaton	0	2	Elauna Eaton	19	47
Rita Igbokwe	1	50	Rita Igbokwe	22	103
Brooke Moore	0	36	Brooke Moore	0	100
Destiny Salary	0	10	Destiny Salary	22	71
Madison Scott	24	76	Madison Scott	24	80
Tyia Singleton	18	65	Tyia Singleton	24	110
Myah Taylor	19	100	Myah Taylor	21	136

GAME LEADERS

POINTS

Baker - 13
 Scott - 6
 Collins - 4
 Davis - 4
 Singleton - 1
 Salary - 1

REBOUNDS

Scott - 14
 Singleton - 5
 Baker - 5
 Davis - 2
 Salary - 1
 Igbokwe - 1

ASSISTS

Taylor - 14
 Baker - 6
 Scott - 5
 Salary - 3
 Collins - 1
 Davis - 1

20-PT GAMES

Baker - 6
 Collins - 1
 Davis - 1

DOUBLE-DIGITS

Baker - 17
 Scott - 17
 Collins - 12
 Davis - 12
 Singleton - 5
 Taylor - 3
 Salary - 2
 Igbokwe - 1
 Thompson - 1

DOUBLE-DIGIT REBS

Scott - 11
 Singleton - 3
 Baker - 3
 Salary - 1
 Davis - 1
 Igbokwe - 1

DOUBLE-DIGIT ASSISTS

DOUBLE-DOUBLES

Scott - 8
 Baker - 3
 Singleton - 2
 Davis - 1

GAME-BY-GAME SPECIALTY STATS

Opponent	Date	Result	Paint	Off TO	2nd Chance	FB	Bench
Kennesaw St.	Nov. 7	W, 72-60	40	21	13	19	16
SEMO	Nov. 10	W, 83-57	38	34	23	14	30
at Little Rock	Nov. 13	W, 58-40	32	16	13	7	15
Southern Miss	Nov. 16	W, 92-48	32	43	32	20	30
vs. Dayton	Nov. 21	W, 63-50	26	30	23	5	23
vs. Utah	Nov. 23	L, 69-67	22	15	16	2	15
Texas Southern	Nov. 28	W, 93-47	50	27	21	10	41
Alabama A&M	Nov. 29	W, 74-28	38	22	13	8	19
at Oklahoma	Dec. 4	L, 69-59	26	9	14	7	13
Jacksonville St.	Dec. 11	W, 74-54	28	9	11	4	12
Jacksonville	Dec. 14	W, 66-52	38	5	14	10	9
McNeese St.	Dec. 17	W, 79-60	30	19	15	20	17
at Temple	Dec. 21	W, 75-55	36	25	16	10	17
Auburn	Dec. 29	W, 79-47	52	19	12	13	21
at Mississippi St.	Jan. 1	W, 61-50	32	16	4	18	11
Vanderbilt	Jan. 5	W, 74-53	34	21	18	11	18
at Texas A&M	Jan. 8	W, 57-38	26	25	4	24	16
at Georgia	Jan. 12	W, 66-58	34	16	13	14	3
Alabama	Jan. 15	L, 63-58	22	11	10	7	27
at Auburn	Jan. 22	L, 77-76 (OT)	34	17	10	17	13
Mississippi St.	Jan. 26	W, 78-63	28	12	14	9	27
at Arkansas	Jan. 29	W, 76-73 (OT)	52	17	21	5	18
at Tennessee	Feb. 2	L, 65-51	26	11	4	12	23
Florida	Feb. 5	W, 68-42	28	23	16	10	15
Kentucky	Feb. 13						
at LSU	Feb. 16						
South Carolina	Feb. 19						
Missouri	Feb. 23						
at Alabama	Feb. 26						

2021-22: 16-2

• 2022-23: 16-2

SEC STATEMENT

In Ole Miss' first SEC game of the 2022-23 season, the Rebels held nothing back as they lead for the entirety of the game against the Auburn Tigers. With the 79-47 win, Ole Miss earned its largest margin victory in SEC play since February 11, 2007 when the Rebels defeated Alabama 84-43.

The Rebels held Auburn to a 25.0 field goal percentage. That is the lowest the Ole Miss defense has held a team in SEC play since January 6th, 1990 where the Rebels held Alabama to a 19.3 field goal percentage.

NOT A SCRATCH

The Auburn Tigers went 0-for-10 from 3-point range, a season-best for the Rebel defense.

Last season, Ole Miss accomplished perfect beyond the arch defense three times in conference play.

BAKER = BUCKET

Angel Baker was key for Ole Miss as she was unstoppable from the beginning by putting up 13 points in just the first quarter against Auburn – the most points in a quarter by Baker this season.

With 22 points against the Bulldogs and then Vanderbilt, Baker stretched her double-digit scoring streak to four straight games and her 11th game with 10 or more points this season.

MY OH MY MADI

Madison Scott earned double-doubles in three straight games to finish the non-conference season, putting up big numbers against Jacksonville (19 points, 17 rebounds), McNeese (18 points, 10 rebounds), and Temple (16 points, 10 rebounds).

The last time a Rebel had three straight double-doubles for Ole Miss was Shakira Austin versus Lamar, LA Tech, and Jackson State in 2021.

The junior grabbed double-digits 16 times this season and obtained eight double-doubles

SEC INDIVIDUAL RANKINGS (TOP-10) • (FEB. 10)

Myah Taylor

4th. Assist/Turnover (2.00)
6th. Assists (4.19)
10th. Steals (1.76)

Madison Scott

3rd. Rebounding (863)
5th. Defensive Rebounds (5.83)
7th. Offensive Rebounds (2.79)

Angel Baker

10th. Field Goal Percentage (.458)
9th. Defensive Rebounds (4.74)
9th. Scoring (15.08)

Tyia Singleton

4th. Offensive Rebounds (3.00)
7th. Blocked Shots (1.33)

Snudda Collins

9th. 3-Point FG Made (1.92)

SEC TEAM RANKINGS • (FEB. 10)

CATEGORY	OLE MISS	RANK
3-Point FG Ptg Defense	.246	2
Scoring Defense	54.83	3
Defensive Reb Percentage	.730	3
Scoring Margin	+15.96	3
Offensive Rebounds PG	15.00	4
Rebounding Margin	+9.50	4
FG Percentage Defense	.349	4
Rebounding Offense	42.63	4
Offensive Reb Percentage	.396	4
Rebounding Defense	33.13	4
Blocked Shots	4.88	5
Defensive Rebounds PG	27.63	5
Scoring Offense	70.79	7
Assist/Turnover Ratio	0.89	7
FG Percentage	.428	8
Turnover Margin	+2.29	9
Assists	13.21	9
Steals	7.67	9
3-Point FG Made	4.79	10
Free Throw Percentage	.664	11
3-Point FG Percentage	.288	13

GAME-BY-GAME LEAD/DEFICIT

Opponent	Date	Result	Largest Lead	Largest Deficit	Time Led	Time Trailed	Time Tied
Kennesaw St.	Nov. 7	W, 72-60	19 (4Q, 6:38)	7 (2Q, 7:16)	25:43	11:44	3:13
SEMO	Nov. 10	W, 83-57	30 (3Q, 8:13)	--	39:48	0:00	0:52
at Little Rock	Nov. 13	W, 58-40	19 (4Q, 0:23)	3 (2Q, 9:53)	37:07	2:09	2:09
Southern Miss	Nov. 16	W, 92-48	56 (FQ, 6:13)	--	39:20	0:00	0:40
vs. Dayton	Nov. 21	W, 63-50	17 (4Q, 1:21)	2 (2Q, 7:11)	33:47	2:47	3:26
vs. Utah	Nov. 23	L, 69-67	5 (4Q, 6:12)	7 (2Q, 7:24)	16:28	18:54	4:38
Texas Southern	Nov. 28	W, 93-47	48 (4Q, 0:26)	--	39:50	0:00	0:10
Alabama A&M	Nov. 29	W, 74-28	48 (4Q, 3:55)	1 (1Q, 8:54)	38:57	0:43	0:20
at Oklahoma	Dec. 4	L, 69-59	3, (4Q, 5:50)	12 (4Q, 0:51)	6:33	29:35	3:52
Jacksonville St.	Dec. 11	W, 74-54	21, (4Q, 3:26)	--	39:05	0:00	0:55
Jacksonville	Dec. 14	W, 66-52	20, (3Q, 5:29)	5, (1Q, 2:54)	25:46	9:55	5:59
McNeese State	Dec. 17	W, 79-60	21 (4Q, 4:59)	9 (1Q, 0:58)	26:19	9:06	4:35
at Temple	Dec. 21	W, 75-55	25 (3Q, 6:21)	--	38:35	0:00	1:25
Auburn	Dec. 29	W, 79-47	35 (4Q, 2:22)	--	39:26	0:00	0:34
at Mississippi St.	Jan. 1	W, 61-50	11 (4Q, 1:35)	8 (2Q, 1:25)	13:29	25:11	1:20
Vanderbilt	Jan. 5	W, 74-53	24 (4Q, 6:05)	2 (1Q, 9:28)	33:09	04:11	2:40
at Texas A&M	Jan. 8	W, 57-38	19 (4Q, 2:31)	2 (1Q, 6:58)	33:20	01:52	4:28
at Georgia	Jan. 12	W, 66-58	12 (3Q, 6:43)	2 (1Q, 9:43)	37:36	0:35	1:49
Alabama	Jan. 15	L, 63-58	11 (2Q, 9:43)	10 (4Q, 5:45)	19:54	18:01	2:45
at Auburn	Jan. 22	L, 77-76	14 (2Q, 4:10)	7 (4Q, 9:18)	25:01	12:12	2:47
Mississippi St.	Jan. 26	W, 78-63	23 (4Q, 3:52)	--	38:20	0:00	1:40
at Arkansas	Jan. 29	W, 76-73	5 (OT, 0:08)	19 (2Q, 1:47)	6:01	34:53	4:46
at Tennessee	Feb. 2	L, 65-51	--	18 (4Q, 2:00)	0:00	39:21	0:39
Florida	Feb. 5	W, 68-42	29 (4Q, 3:29)	4 (1Q, 7:32)	31:52	6:38	2:10
Kentucky	Feb. 13						
at LSU	Feb. 16						
South Carolina	Feb. 19						
Missouri	Feb. 23						
at Alabama	Feb. 26						

overall for this year.

Overall, Scott has led Ole Miss in rebounds (16x), points (6x), and assists (5x) so far this year. Out of the Rebels' 24 games, Scott has had 5+ rebounds in 20 of them.

DEFENSE LEAD BY DESTINY

Destiny Salary was an added bonus off the bench for Ole Miss in its SEC opener versus Auburn.

Salary led the defense to achieve a new career-high in rebounds with 10 boards.

The junior also added four points, three assists, and two steals to the mix to play a key part in the Ole Miss victory.

OFF THE BOARDS

Ole Miss currently ranks 19th in the nation in offensive rebounds, putting up 359 offensive boards so far this season and averaging 15.5 off the glass.

Madison Scott leads for the Rebels in rebounds, averaging 8.6 boards a game.

#WEDEFEND

Ole Miss is catching national attention in its

defensive efforts. The Rebel defense currently ranks 21st in the nation in scoring defense, holding teams to only 54.8 points. The Rebels also rank 9th in defensive field goal percentage, holding opponents to an average of 34.9 percent.

Ole Miss is 17-0 when holding its opponent to 60 points and under.

TAYLOR DROPPING DIMES

Grad transfer Myah Taylor is in high rankings among the Southeastern Conference as the No. 1 active career leader in assists (533). Taylor leads the category with a margin of +117 assists.

The Mississippi-native also is 2nd in the SEC active career leaders for steals with 233 career steals.

FORWARD PROGRESS

Against Jacksonville, Madison Scott and Tyia Singleton both secured double-doubles to give Ole Miss the 66-52 victory over the Dolphins. Scott and Singleton equally led the offense together, both combining for more than half of Ole Miss' points.

Scott put together a new season-high in points (19) and a career-high in rebounds (17) for her

fourth double-double of the season. Singleton also updated her career-high in rebounds (15) along with 12 points to give her a second double-double this year.

The last time Ole Miss had two players gain double-doubles in one game was against Mississippi State on January 16, 2022 where Shakira Austin (21 points, 10 rebounds) and Donnetta Johnson (12 points, 10 rebounds) both grabbed double-doubles.

KIDS DAY, BEST DAY

The annual Kids Day is Ole Miss women's basketball's favorite day of the year as it brings high intensity along with high pitched screams.

The iconic Kids Day crowd didn't disappoint, setting a new overall Ole Miss women's basketball program record attendance of **8,958**.

Ole Miss holds a perfect 19-0 record against opponents when the kids arrive to the SJB Pavilion.

TURNOVER TURN UP

Ole Miss has forced a cumulative number of 411 turnovers against its opponents this season. Out of those 411, the Rebels have secured 407 points off turnovers so far this season, averaging 17.9 points off turnovers a game.

BAKER UNSTOPPABLE AGAINST THE SOONERS

Angel Baker lit up the floor for Ole Miss in Norman against No. 23 Oklahoma. The senior locked in 22 points to lead Ole Miss offensively and shot 50-percent from the field.

Baker brought down a then season-high of nine rebounds against the Sooners, eight of them being defensive.

RECORD BREAKING REBS

Ole Miss women's basketball is writing their name in the record books, as they've broken two program records this season.

Against Alabama A&M, Ole Miss used a powerful defensive effort to break the program record for single-game points allowed in a decisive 74-28 victory.

The previous record was 30 points allowed against Mississippi Valley State in 2016.

The Rebels held the Bulldogs to zero players in double-digit scoring, the first time since that same MVSU game back in 2016.

After holding the Southern Miss Eagles to seven points in the first half, the Rebels broke the record for the fewest points allowed in a single half in Ole Miss women's basketball history in a dominant 92-46 win.

At the half, Ole Miss held a 48-7 lead against the Eagles. The 41-point margin ranks tied as the fourth-highest scoring margin in a half.

DEFENSIVE BATTLE AGAINST THE UTES

The Rebel defense continued to show out as they held No. 17 Utah to its then lowest scoring total of the season at 69 points. The Utes came into the game averaging 100.2 points per game and were the second-best scoring offense in the nation.

With Ole Miss' defense, it forced the Utes to drop their scoring average by 6 points.

TURNING UP THE PRESSURE

Defense was the name of the game for Ole Miss, as it forced Southern Miss to 25 turnovers that turned into a whopping 43 points. The last time the Rebels forced at least 25 turnovers was Jan. 6, 2022 at Florida.

The last time Ole Miss managed at least 43 points off turnovers was in 2015 versus Alabama A&M, where the Rebels converted 49 points from turnovers.

NOT IN OUR HOUSE

In Ole Miss' 11 home games of this season, the Rebels have blocked 58 shots at the SJB Pavilion this season.

Together Tyia Singleton (30) and Rita Igbokwe (26) have combined for over half of Ole Miss' 111 blocks this year.

WELCOME TO THE PARTY RITA

Pitt transfer Rita Igbokwe made a statement in the second half against SEMO, tallying 10 points and three rejections as well as grabbing three rebounds.

The Jonesboro, Georgia, native ranks in the top-15 nationally in active career blocks with a total of 181. As a team, the Rebels are averaging 4.8 blocks per game.

DANGEROUS DUO

When both Angel Baker and Madison Scott get going, the two are an unstoppable duo together. Dating back to last season, when both score in double-figures the Rebels are 13-2 in those games.

Baker currently has 92 career outings in double-digits while Scott has 48.

MILESTONE-ACHIEVED

After hitting a milestone mark at Ole Miss with her 50th win at the helm of the Rebels coming against Texas A&M in February, McPhee-McCuin reached yet another career defining mark against SEMO.

The fifth-year coach of the Rebels hit the 150 win mark in her career and her 56th victory at Ole Miss. In her five seasons at Jacksonville State, McPhee-McCuin amassed a record of 94-63.

HERE TO THRIVE

Coming off of a record-breaking season and its best winning percentage since 1993-94, the Rebels are back to prove that last season set the standard.

Highlighted by its first NCAA Tournament appearance in 15 seasons, Ole Miss returns five from last season's squad including the trio of Snudda Collins, Madison Scott and the reigning SEC-Sixth Woman of the Year Angel Baker.

WROTE HISTORY

The 2021-22 Rebels etched their names in the Ole Miss record books, shattering feats that few other teams had accomplished before.

- 13 game winning streak - third longest in program history
- 142 blocks - program single-season record
- 10 SEC wins - second-time in Ole Miss history
- 20th 20-win season, first since 2006-07
- Angel Baker named the SEC Sixth-Woman of the Year.

SET THE STANDARD

The Rebels 23-9 record for an .718 winning percentage marked the program's best winning percentage not only in the four seasons under McPhee-McCuin, but the best since the 1993-1994 season where Ole Miss went 24-9.

UP NEXT

Ole Miss treks to Baton Rouge for one of its toughest tests to date heading into No. 3 LSU on Feb. 16. Thursday's tilt against the Tigers will air nationally on SEC Network at 8 p.m. CT.

OVERALL STATS

Game Records

Record	Overall	Home	Away	Neutral
ALL GAMES	19-5	12-1	6-3	1-1
CONFERENCE	8-3	4-1	4-2	0-0
NON-CONFERENCE	11-2	8-0	2-1	1-1

Score by Periods

Team	1st	2nd	3rd	4th	OT	TOT
Ole Miss	420	393	441	427	18	1699
Opponents	305	296	349	350	16	1316

Team Box Score

No.	Player	Total			3-Point		F-Throw		Rebounds				PF DQ A TO BLK STL PTS AVG									
		GP-GS	MIN	AVG	FG-FGA	FG%	3FG-3FGA	3FG%	FT-FTA	FT%	OFF	DEF	TOT	AVG	PF	DQ	A	TO	BLK	STL	PTS	AVG
15	BAKER, Angel	24-22	708:13	29.5	148-323	.458	24-69	.348	42-52	.808	19	112	131	5.5	52	1	57	43	8	40	362	15.1
24	SCOTT, Madison	24-24	725:43	30.2	110-208	.529	0-0	.000	67-102	.657	67	140	207	8.6	49	0	59	54	23	27	287	12.0
5	COLLINS, Snudda	24-20	671:22	28.0	78-228	.342	46-155	.297	44-63	.698	23	31	54	2.3	48	1	19	35	14	15	246	10.3
2	DAVIS, Marquesha	24-16	535:29	22.3	87-185	.470	9-34	.265	47-68	.691	32	80	112	4.7	43	1	20	35	5	20	230	9.6
22	SINGLETON, Tyia	24-18	512:45	21.4	60-139	.432	2-16	.125	28-45	.622	72	75	147	6.1	69	2	13	45	32	18	150	6.3
1	TAYLOR, Myah	21-19	566:42	27.0	45-133	.338	6-41	.146	28-42	.667	15	35	50	2.4	32	1	88	44	1	37	124	5.9
10	SALARY, Destiny	22-0	376:25	17.1	32-82	.390	5-15	.333	34-51	.667	15	43	58	2.6	36	0	45	31	4	12	103	4.7
32	IGBOKWE, Rita	24-1	307:26	12.8	34-70	.486	0-0	.000	20-45	.444	39	57	96	4.0	53	0	4	25	29	8	88	3.7
20	THOMPSON, Ayanna	22-0	254:22	11.6	25-66	.379	9-33	.273	3-4	.750	18	12	30	1.4	43	0	6	19	0	2	62	2.8
23	EATON, Elauna	19-0	159:08	8.4	14-47	.298	13-36	.361	2-2	1.000	3	10	13	0.7	13	0	4	10	1	3	43	2.3
12	BERRY, Jordan	10-0	35:06	3.5	1-2	.500	1-1	1.000	1-2	.500	1	4	5	0.5	4	0	2	1	0	2	4	0.4
Team											56	64	120					14				
Total		24	4853		634-1483	.428	115-400	.288	316-476	.664	360	663	1023	42.6	442	6	317	356	117	184	1699	70.8
Opponents		24	4850		463-1325	.349	79-321	.246	311-435	.715	245	550	795	33.1	431	9	267	411	55	146	1316	54.8

Team Statistics

	OM	OPP
Scoring	1699	1316
Points per game	70.8	54.8
Scoring margin	+16.0	-
Field goals-att	634-1483	463-1325
Field goal pct	.428	.349
3 point fg-att	115-400	79-321
3-point FG pct	.288	.246
3-pt FG made per game	4.8	3.3
Free throws-att	316-476	311-435
Free throw pct	.664	.715
F-Throws made per game	13.2	13.0
Rebounds	1023	795
Rebounds per game	42.6	33.1
Rebounding margin	+9.5	-
Assists	317	267
Assists per game	13.2	11.1
Turnovers	356	411
Turnovers per game	14.8	17.1
Turnover margin	+2.3	-
Assist/turnover ratio	0.9	0.6
Steals	184	146
Steals per game	7.7	6.1
Blocks	117	55
Blocks per game	4.9	2.3
Winning streak	1	-
Home win streak	2	-
Attendance	36609	37539
Home games-Avg/Game	13-2816	9-4171
Neutral site-Avg/Game	-	2-573

Team Results

Date	Opponent		Score	Att.
11/07/2022	Kennesaw St.	W	72-60	2074
11/10/2022	Southeast Mo. St.	W	83-57	1945
11/13/2022	at Little Rock	W	58-40	3255
11/16/2022	Southern Miss.	W	92-46	1693
11/21/2022	vs Dayton	W	63-50	573
11/23/2022	vs Utah	L	67-69	573
11/28/2022	Texas Southern	W	93-47	1769
11/29/2022	Alabama A&M	W	74-28	1572
12/04/2022	at Oklahoma	L	59-69	3285
12/11/2022	Jacksonville St.	W	74-54	1961
12/14/2022	Jacksonville	W	66-52	8958
12/17/2022	McNeese	W	79-60	1591
12/21/2022	at Temple	W	75-55	1502
12/29/2022	Auburn	W	79-47	2369
01/01/2023	at Mississippi St.	W	61-50	6023
01/05/2023	Vanderbilt	W	74-53	2235
01/08/2023	at Texas A&M	W	57-38	4064
01/12/2023	at Georgia	W	66-58	1922
01/15/2023	Alabama	L	58-63	3630
01/22/2023	at Auburn	Lot	76-77	3093
01/26/2023	Mississippi St.	W	78-63	3596
01/29/2023	at Arkansas	Wot	76-73	6677
02/02/2023	at Tennessee	L	51-65	7718
02/05/2023	Florida	W	68-42	3216

GAME BY GAME COMPARISON



THE STAT CREW SYSTEM
 Ole Miss Team Game-by-Game Comparison (as of Jan 06, 2023)
 All games



Opponent	1st	2nd	Score	Mar	Total FG	FG Pct	3-Pointers	3FG Pct	Free Throws	FT Pct	Rebounds	Assist	T/Over	Block	Steal	Fouls
KENNESAW ST.	34/31	38/29	72-60	+12	25-61/22-52	.410/.423	2-12/3-8	.167/.375	20-27/13-18	.741/.722	43/28 +15	14/7	18/19	8/2	6/5	25/28
SOUTHEAST MO. ST.	35/17	48/40	83-57	+26	28-55/18-48	.509/.375	4-14/3-15	.286/.200	23-39/18-26	.590/.692	40/26 +14	18/12	21/23	3/1	13/11	20/30
Little Rock	25/18	33/22	58-40	+18	24-56/17-45	.429/.378	6-24/2-4	.250/.500	4-8/4-7	.500/.571	39/24 +15	10/10	18/20	3/2	8/5	10/13
SOUTHERN MISS.	48/7	44/39	92-46	+46	35-71/14-53	.493/.264	9-24/2-7	.375/.286	13-21/16-20	.619/.800	43/35 +8	13/9	9/25	5/1	11/2	26/17
Dayton	30/25	33/25	63-50	+13	25-74/18-50	.338/.360	5-23/3-6	.217/.500	8-13/11-12	.615/.917	46/34 +12	11/13	12/20	6/2	9/2	13/18
Utah	35/33	32/36	67-69	(2)	26-70/23-50	.371/.460	6-20/3-17	.300/.176	9-11/20-23	.818/.870	33/38 (5)	10/12	9/17	2/3	9/2	22/16
TEXAS SOUTHERN	44/21	49/26	93-47	+46	35-74/13-51	.473/.255	5-20/4-25	.250/.160	18-26/17-22	.692/.773	55/29 +26	21/6	9/18	5/4	10/5	14/20
ALABAMA A&M	36/14	38/14	74-28	+46	30-66/8-50	.455/.160	8-17/2-12	.471/.167	6-7/10-20	.857/.500	48/36 +12	18/4	13/20	6/0	10/3	18/11
Oklahoma	28/34	31/35	59-69	(10)	23-64/26-61	.359/.426	7-29/6-20	.241/.300	6-11/11-15	.545/.733	34/48 (14)	7/15	16/19	4/4	6/9	17/16
JACKSONVILLE ST.	37/30	37/24	74-54	+20	28-58/20-65	.483/.308	6-13/5-17	.462/.294	12-17/9-16	.706/.563	51/32 +19	15/12	14/8	7/0	3/5	16/14
JACKSONVILLE	31/25	35/27	66-52	+14	24-56/20-61	.429/.328	2-15/5-18	.133/.278	16-26/7-8	.615/.875	48/32 +16	9/13	10/8	6/1	4/3	9/21
MCNEESE	34/25	45/35	79-60	+19	24-55/22-55	.436/.400	5-17/4-16	.294/.250	26-32/12-15	.813/.800	43/25 +18	16/19	18/21	4/2	9/5	18/26
Temple	44/25	31/30	75-55	+20	28-56/21-60	.500/.350	4-13/4-17	.308/.235	15-25/9-11	.600/.818	37/33 +4	19/10	13/19	6/1	6/6	18/22
AUBURN	39/23	40/24	79-47	+32	31-68/15-60	.456/.250	4-13/0-10	.308/.000	13-22/17-28	.591/.607	53/37 +16	15/7	15/18	3/2	5/6	23/19
Mississippi St.	26/29	35/21	61-50	+11	25-59/19-55	.424/.345	5-22/3-13	.227/.231	6-8/9-18	.750/.500	37/36 +1	13/13	17/20	9/3	10/4	18/9
VANDERBILT	36/26	38/27	74-53	+21	27-57/17-49	.474/.347	8-16/4-14	.500/.286	12-18/15-21	.667/.714	41/26 +15	14/9	15/14	4/1	9/6	21/13
Texas A&M	36/21	21/17	57-38	+19	20-57/16-47	.351/.340	3-16/1-13	.188/.077	14-22/5-5	.636/1000	36/34 +2	11/10	13/24	5/3	14/3	12/14
Georgia	32/22	34/36	66-58	+8	26-57/23-59	.456/.390	4-15/1-11	.267/.091	10-15/11-14	.667/.786	35/32 +3	18/14	16/15	1/1	10/5	17/16
ALABAMA	27/25	31/38	58-63	(5)	21-64/19-53	.328/.358	5-18/5-13	.278/.385	11-18/20-28	.611/.714	42/39 +3	10/11	13/12	4/6	3/8	23/17
Auburn	41/33	29/37	76-77	(1)	25-65/26-66	.385/.394	2-8/4-9	.250/.444	24-30/21-26	.800/.808	46/32 +14	6/12	21/14	6/3	8/13	22/23
MISSISSIPPI ST.	41/27	37/36	78-63	+15	29-58/24-58	.500/.414	9-19/2-8	.474/.250	11-16/13-17	.688/.765	38/33 +5	20/12	13/11	3/3	6/7	18/15
Arkansas	20/39	44/25	76-73	+3	30-70/24-54	.429/.444	1-11/6-18	.091/.333	15-24/19-27	.625/.704	47/30 +17	9/14	19/17	6/6	4/11	25/19
Tennessee	21/28	30/37	51-65	(14)	19-52/25-69	.365/.362	1-9/3-19	.111/.158	12-17/12-18	.706/.667	40/42 (2)	3/16	16/10	5/3	4/11	17/16
FLORIDA	33/23	35/19	68-42	+26	26-60/13-54	.433/.241	4-12/4-11	.333/.364	12-23/12-20	.522/.600	48/34 +14	17/7	18/19	6/1	7/9	20/18

Note: Game totals are displayed in the format TEAM/OPPONENT for each category

CONFERENCE

Game Records

Record	Overall	Home	Away	Neutral
ALL GAMES	8-3	4-1	4-2	0-0
CONFERENCE	8-3	4-1	4-2	0-0
NON-CONFERENCE	0-0	0-0	0-0	0-0

Score by Periods

Team	1st	2nd	3rd	4th	OT	TOT
Ole Miss	177	175	168	206	18	744
Opponents	142	154	160	157	16	629

Team Box Score

No.	Player				Total		3-Point		F-Throw		Rebounds											
		GP-GS	MIN	AVG	FG-FGA	FG%	3FG-3FGA	3FG%	FT-FTA	FT%	OFF	DEF	TOT	AVG	PF	DQ	A	TO	BLK	STL	PTS	AVG
15	BAKER, Angel	11-10	338:39	30.8	73-152	.480	14-33	.424	23-28	.821	10	56	66	6.0	28	1	27	23	5	21	183	16.6
24	SCOTT, Madison	11-11	368:60	33.5	56-103	.544	0-0	.000	35-55	.636	26	60	86	7.8	24	0	25	28	9	12	147	13.4
2	DAVIS, Marquasha	11-5	235:53	21.4	40-92	.435	1-11	.091	26-36	.722	14	42	56	5.1	19	1	7	20	3	5	107	9.7
5	COLLINS, Snudda	11-7	313:47	28.5	29-98	.296	19-65	.292	11-15	.733	5	17	22	2.0	26	1	11	16	6	6	88	8.0
1	TAYLOR, Myah	11-11	297:17	27.0	25-68	.368	1-16	.063	13-21	.619	7	20	27	2.5	19	1	39	25	1	15	64	5.8
22	SINGLETON, Tyia	11-11	240:07	21.8	19-50	.380	0-4	.000	10-18	.556	30	26	56	5.1	38	2	6	20	12	7	48	4.4
10	SALARY, Destiny	10-0	131:56	13.2	10-30	.333	3-7	.429	10-17	.588	3	22	25	2.5	17	0	13	10	2	5	33	3.3
20	THOMPSON, Ayanna	11-0	117:14	10.7	15-35	.429	4-13	.308	1-2	.500	10	4	14	1.3	16	0	3	11	0	2	35	3.2
32	IGBOKWE, Rita	11-0	143:03	13.0	8-24	.333	0-0	.000	8-17	.471	16	28	44	4.0	25	0	3	12	13	6	24	2.2
23	EATON, Elauna	8-0	55:37	7.0	4-15	.267	4-10	.400	2-2	1.000	2	3	5	0.6	3	0	2	2	1	1	14	1.8
12	BERRY, Jordan	3-0	07:29	2.5	0-0	.000	0-0	.000	1-2	.500	1	1	2	0.7	1	0	0	1	0	0	1	0.3
Team											25	35	60					8				
Total		11	2250		279-667	.418	46-159	.289	140-213	.657	149	314	463	42.1	216	6	136	176	52	80	744	67.6
Opponents		11	2250		221-624	.354	33-139	.237	154-222	.694	109	266	375	34.1	179	4	125	174	32	83	629	57.2

NON-CONFERENCE

Game Records

Record	Overall	Home	Away	Neutral
ALL GAMES	11-2	8-0	2-1	1-1
CONFERENCE	0-0	0-0	0-0	0-0
NON-CONFERENCE	11-2	8-0	2-1	1-1

Score by Periods

Team	1st	2nd	3rd	4th	OT	TOT
Ole Miss	243	218	273	221	0	955
Opponents	163	142	189	193	0	687

Team Box Score

No.	Player				Total		3-Point		F-Throw		Rebounds											
		GP-GS	MIN	AVG	FG-FGA	FG%	3FG-3FGA	3FG%	FT-FTA	FT%	OFF	DEF	TOT	AVG	PF	DQ	A	TO	BLK	STL	PTS	AVG
15	BAKER, Angel	13-12	369:34	28.4	75-171	.439	10-36	.278	19-24	.792	9	56	65	5.0	24	0	30	20	3	19	179	13.8
5	COLLINS, Snudda	13-13	357:36	27.5	49-130	.377	27-90	.300	33-48	.688	18	14	32	2.5	22	0	8	19	8	9	158	12.2
24	SCOTT, Madison	13-13	356:44	27.4	54-105	.514	0-0	.000	32-47	.681	41	80	121	9.3	25	0	34	26	14	15	140	10.8
2	DAVIS, Marquasha	13-11	299:37	23.0	47-93	.505	8-23	.348	21-32	.656	18	38	56	4.3	24	0	13	15	2	15	123	9.5
22	SINGLETON, Tyia	13-7	272:39	21.0	41-89	.461	2-12	.167	18-27	.667	42	49	91	7.0	31	0	7	25	20	11	102	7.8
1	TAYLOR, Myah	10-8	269:25	26.9	20-65	.308	5-25	.200	15-21	.714	8	15	23	2.3	13	0	49	19	0	22	60	6.0
10	SALARY, Destiny	12-0	244:29	20.4	22-52	.423	2-8	.250	24-34	.706	12	21	33	2.8	19	0	32	21	2	7	70	5.8
32	IGBOKWE, Rita	13-1	164:23	12.6	26-46	.565	0-0	.000	12-28	.429	23	29	52	4.0	28	0	1	13	16	2	64	4.9
23	EATON, Elauna	11-0	103:31	9.4	10-32	.313	9-26	.346	0-0	.000	1	7	8	0.7	10	0	2	8	0	2	29	2.6
20	THOMPSON, Ayanna	11-0	137:08	12.5	10-31	.323	5-20	.250	2-2	1.000	8	8	16	1.5	27	0	3	8	0	0	27	2.5
12	BERRY, Jordan	7-0	27:37	3.9	1-2	.500	1-1	1.000	0-0	.000	0	3	3	0.4	3	0	2	0	0	2	3	0.4
Team											31	29	60					6				
Total		13	2603		355-816	.435	69-241	.286	176-263	.669	211	349	560	43.1	226	0	181	180	65	104	955	73.5
Opponents		13	2600		242-701	.345	46-182	.253	157-213	.737	136	284	420	32.3	252	5	142	237	23	63	687	52.8

HOME STATS

Game Records

Record	Overall	Home	Away	Neutral
ALL GAMES	12-1	12-1	0-0	0-0
CONFERENCE	4-1	4-1	0-0	0-0
NON-CONFERENCE	8-0	8-0	0-0	0-0

Score by Periods

Team	1st	2nd	3rd	4th	OT	TOT
Ole Miss	239	236	267	248	0	990
Opponents	146	148	175	203	0	672

Team Box Score

No.	Player	Total			3-Point			F-Throw		Rebounds				Other Stats								
		GP-GS	MIN	AVG	FG-FGA	FG%	3FG-3FGA	3FG%	FT-FTA	FT%	OFF	DEF	TOT	AVG	PF	DQ	A	TO	BLK	STL	PTS	AVG
15	BAKER, Angel	13-13	364:37	28.0	82-167	.491	14-33	.424	21-26	.808	12	48	60	4.6	24	0	32	22	6	20	199	15.3
24	SCOTT, Madison	13-13	371:53	28.6	64-119	.538	0-0	.000	39-57	.684	41	87	128	9.8	21	0	38	26	11	16	167	12.8
5	COLLINS, Snudda	13-11	349:26	26.9	48-125	.384	28-84	.333	30-43	.698	16	19	35	2.7	23	0	9	14	7	9	154	11.8
2	DAVIS, Marquesha	13-8	268:08	20.6	46-86	.535	5-15	.333	21-35	.600	14	39	53	4.1	26	1	13	21	3	11	118	9.1
10	SALARY, Destiny	13-0	273:54	21.1	27-62	.435	3-10	.300	31-46	.674	10	40	50	3.8	27	0	35	25	2	7	88	6.8
22	SINGLETON, Tyia	13-11	287:54	22.1	31-79	.392	1-7	.143	23-32	.719	37	47	84	6.5	38	1	10	22	18	10	86	6.6
1	TAYLOR, Myah	10-9	214:03	21.4	16-49	.327	3-17	.176	15-23	.652	7	14	21	2.1	19	1	50	19	0	16	50	5.0
32	IGBOKWE, Rita	13-0	165:10	12.7	20-41	.488	0-0	.000	10-26	.385	21	37	58	4.5	31	0	3	15	17	3	50	3.8
20	THOMPSON, Ayanna	12-0	165:22	13.8	18-39	.462	7-19	.368	2-2	1.000	12	12	24	2.0	30	0	5	13	0	0	45	3.8
23	EATON, Elauna	12-0	108:23	9.0	10-34	.294	9-24	.375	0-0	.000	2	5	7	0.6	8	0	3	3	0	2	29	2.4
12	BERRY, Jordan	9-0	33:53	3.8	1-2	.500	1-1	1.000	1-2	.500	1	4	5	0.6	4	0	2	1	0	2	4	0.4
Team											28	40	68					5				
Total		13	2603		363-803	.452	71-210	.338	193-292	.661	201	392	593	45.6	251	3	200	186	64	96	990	76.2
Opponents		13	2600		225-709	.317	43-174	.247	179-259	.691	128	284	412	31.7	249	5	128	216	24	75	672	51.7

AWAY STATS

Game Records

Record	Overall	Home	Away	Neutral
ALL GAMES	6-3	0-0	6-3	0-0
CONFERENCE	4-2	0-0	4-2	0-0
NON-CONFERENCE	2-1	0-0	2-1	0-0

Score by Periods

Team	1st	2nd	3rd	4th	OT	TOT
Ole Miss	145	128	145	143	18	579
Opponents	124	125	142	118	16	525

Team Box Score

No.	Player	Total			3-Point			F-Throw		Rebounds				Other Stats								
		GP-GS	MIN	AVG	FG-FGA	FG%	3FG-3FGA	3FG%	FT-FTA	FT%	OFF	DEF	TOT	AVG	PF	DQ	A	TO	BLK	STL	PTS	AVG
15	BAKER, Angel	9-8	287:46	32.0	58-125	.464	8-30	.267	17-22	.773	5	58	63	7.0	22	1	21	20	2	14	141	15.7
24	SCOTT, Madison	9-9	306:12	34.0	39-77	.506	0-0	.000	28-43	.651	23	47	70	7.8	20	0	19	24	10	11	106	11.8
2	DAVIS, Marquesha	9-6	207:28	23.1	31-73	.425	3-14	.214	19-25	.760	10	36	46	5.1	10	0	5	13	2	6	84	9.3
5	COLLINS, Snudda	9-7	267:03	29.7	23-81	.284	15-54	.278	9-13	.692	4	10	14	1.6	21	1	9	17	5	5	70	7.8
1	TAYLOR, Myah	9-8	282:07	31.3	22-64	.344	0-17	.000	13-19	.684	6	17	23	2.6	12	0	29	19	1	16	57	6.3
22	SINGLETON, Tyia	9-7	180:34	20.1	22-44	.500	0-5	.000	4-11	.364	24	21	45	5.0	27	1	3	20	11	7	48	5.3
32	IGBOKWE, Rita	9-0	116:34	13.0	12-26	.462	0-0	.000	10-19	.526	15	14	29	3.2	19	0	1	10	11	4	34	3.8
23	EATON, Elauna	6-0	50:18	8.4	4-13	.308	4-12	.333	2-2	1.000	1	5	6	1.0	5	0	1	7	1	1	14	2.3
20	THOMPSON, Ayanna	9-0	78:50	8.8	7-25	.280	2-13	.154	1-2	.500	6	0	6	0.7	13	0	1	6	0	2	17	1.9
10	SALARY, Destiny	7-0	71:56	10.3	2-8	.250	1-2	.500	3-4	.750	2	3	5	0.7	7	0	7	5	2	4	8	1.1
12	BERRY, Jordan	1-0	01:13	1.2	0-0	.000	0-0	.000	0-0	.000	0	0	0	0.0	0	0	0	0	0	0	0	0.0
Team											20	24	44					8				
Total		9	1850		220-536	.410	33-147	.224	106-160	.663	116	235	351	39.0	156	3	96	149	45	70	579	64.3
Opponents		9	1850		197-516	.382	30-124	.242	101-141	.716	94	217	311	34.6	148	4	114	158	26	67	525	58.3

IN WINS

Game Records

Record	Overall	Home	Away	Neutral
ALL GAMES	19-0	12-0	6-0	1-0
CONFERENCE	8-0	4-0	4-0	0-0
NON-CONFERENCE	11-0	8-0	2-0	1-0

Score by Periods

Team	1st	2nd	3rd	4th	OT	TOT
Ole Miss	342	319	368	347	12	1388
Opponents	235	213	258	258	9	973

Team Box Score

No.	Player				Total		3-Point		F-Throw		Rebounds								PTS	AVG		
		GP-GS	MIN	AVG	FG-FGA	FG%	3FG-3FGA	3FG%	FT-FTA	FT%	OFF	DEF	TOT	AVG	PF	DQ	A	TO			BLK	STL
15	BAKER, Angel	19-19	544:42	28.7	114-241	.473	20-55	.364	28-35	.800	13	83	96	5.1	37	1	54	33	7	32	276	14.5
24	SCOTT, Madison	19-19	558:17	29.4	97-171	.567	0-0	.000	52-83	.627	59	116	175	9.2	35	0	53	40	15	23	246	12.9
5	COLLINS, Snudda	19-16	523:27	27.6	63-176	.358	37-122	.303	36-48	.750	18	26	44	2.3	39	0	16	23	12	12	199	10.5
2	DAVIS, Marquesha	19-12	408:33	21.5	67-136	.493	9-27	.333	35-55	.636	22	59	81	4.3	35	1	16	23	5	17	178	9.4
22	SINGLETON, Tyia	19-15	419:21	22.1	52-121	.430	2-13	.154	28-40	.700	59	65	124	6.5	51	1	12	35	29	16	134	7.1
1	TAYLOR, Myah	16-14	402:09	25.1	37-97	.381	4-30	.133	23-36	.639	10	28	38	2.4	23	0	73	37	1	29	101	6.3
10	SALARY, Destiny	19-0	334:48	17.6	25-67	.373	2-11	.182	31-47	.660	15	39	54	2.8	31	0	44	30	3	11	83	4.4
32	IGBOKWE, Rita	19-0	249:04	13.1	29-58	.500	0-0	.000	18-41	.439	34	47	81	4.3	39	0	3	21	24	7	76	4.0
20	THOMPSON, Ayanna	18-0	227:40	12.6	23-60	.383	8-28	.286	2-2	1.000	18	12	30	1.7	35	0	5	17	0	2	56	3.1
23	EATON, Elauna	16-0	124:36	7.8	12-39	.308	11-29	.379	0-0	.000	2	6	8	0.5	12	0	3	9	0	3	35	2.2
12	BERRY, Jordan	10-0	35:06	3.5	1-2	.500	1-1	1.000	1-2	.500	1	4	5	0.5	4	0	2	1	0	2	4	0.4
Team											40	52	92						12			
Total		19	3828		520-1168	.445	94-316	.297	254-389	.653	291	537	828	43.6	341	3	281	281	96	154	1388	73.1
Opponents		19	3825		344-1026	.335	58-243	.239	227-325	.698	182	414	596	31.4	343	9	201	339	36	103	973	51.2

IN LOSSES

Game Records

Record	Overall	Home	Away	Neutral
ALL GAMES	0-5	0-1	0-3	0-1
CONFERENCE	0-3	0-1	0-2	0-0
NON-CONFERENCE	0-2	0-0	0-1	0-1

Score by Periods

Team	1st	2nd	3rd	4th	OT	TOT
Ole Miss	78	74	73	80	6	311
Opponents	70	83	91	92	7	343

Team Box Score

No.	Player				Total		3-Point		F-Throw		Rebounds								PTS	AVG		
		GP-GS	MIN	AVG	FG-FGA	FG%	3FG-3FGA	3FG%	FT-FTA	FT%	OFF	DEF	TOT	AVG	PF	DQ	A	TO			BLK	STL
15	BAKER, Angel	5-3	163:30	32.7	34-82	.415	4-14	.286	14-17	.824	6	29	35	7.0	15	0	3	10	1	8	86	17.2
2	DAVIS, Marquesha	5-4	126:56	25.4	20-49	.408	0-7	.000	12-13	.923	10	21	31	6.2	8	0	4	12	0	3	52	10.4
5	COLLINS, Snudda	5-4	147:55	29.6	15-52	.288	9-33	.273	8-15	.533	5	5	10	2.0	9	1	3	12	2	3	47	9.4
24	SCOTT, Madison	5-5	167:26	33.5	13-37	.351	0-0	.000	15-19	.789	8	24	32	6.4	14	0	6	14	8	4	41	8.2
10	SALARY, Destiny	3-0	41:37	13.9	7-15	.467	3-4	.750	3-4	.750	0	4	4	1.3	5	0	1	1	1	1	20	6.7
1	TAYLOR, Myah	5-5	164:33	32.9	8-36	.222	2-11	.182	5-6	.833	5	7	12	2.4	9	1	15	7	0	8	23	4.6
22	SINGLETON, Tyia	5-3	93:25	18.7	8-18	.444	0-3	.000	0-5	.000	13	10	23	4.6	18	1	1	10	3	2	16	3.2
23	EATON, Elauna	3-0	34:33	11.5	2-8	.250	2-7	.286	2-2	1.000	1	4	5	1.7	1	0	1	1	1	0	8	2.7
32	IGBOKWE, Rita	5-1	58:23	11.7	5-12	.417	0-0	.000	2-4	.500	5	10	15	3.0	14	0	1	4	5	1	12	2.4
20	THOMPSON, Ayanna	4-0	26:42	6.7	2-6	.333	1-5	.200	1-2	.500	0	0	0	0.0	8	0	1	2	0	0	6	1.5
Team											16	12	28						2			
Total		5	1025		114-315	.362	21-84	.250	62-87	.713	69	126	195	39.0	101	3	36	75	21	30	311	62.2
Opponents		5	1025		119-299	.398	21-78	.269	84-110	.764	63	136	199	39.8	88	0	66	72	19	43	343	68.6

TEAM GAME-BY-GAME

Opponent	Date	Score	W	Total		3-Pointers		Free throws		Rebounds				PF	A	TO	BLK	STL	PTS	AVG
				FG-FGA	PCT	3FG-3FGA	PCT	FT-FTA	PCT	OFF	DEF	TOT	AVG							
Kennesaw St.	11/07/2022	72-60	W	25-61	.410	2-12	.167	20-27	.741	18	25	43	43.0	25	14	18	8	6	72	72.0
Southeast Mo. St.	11/10/2022	83-57	W	28-55	.509	4-14	.286	23-39	.590	19	21	40	41.5	20	18	21	3	13	83	77.5
at Little Rock	11/13/2022	58-40	W	24-56	.429	6-24	.250	4-8	.500	13	26	39	40.7	10	10	18	3	8	58	71.0
Southern Miss.	11/16/2022	92-46	W	35-71	.493	9-24	.375	13-21	.619	21	22	43	41.3	26	13	9	5	11	92	76.3
vs Dayton	11/21/2022	63-50	W	25-74	.338	5-23	.217	8-13	.615	25	21	46	42.2	13	11	12	6	9	63	73.6
vs Utah	11/23/2022	67-69	L	26-70	.371	6-20	.300	9-11	.818	18	15	33	40.7	22	10	9	2	9	67	72.5
Texas Southern	11/28/2022	93-47	W	35-74	.473	5-20	.250	18-26	.692	21	34	55	42.7	14	21	9	5	10	93	75.4
Alabama A&M	11/29/2022	74-28	W	30-66	.455	8-17	.471	6-7	.857	13	35	48	43.4	18	18	13	6	10	74	75.3
at Oklahoma	12/04/2022	59-69	L	23-64	.359	7-29	.241	6-11	.545	11	23	34	42.3	17	7	16	4	6	59	73.4
Jacksonville St.	12/11/2022	74-54	W	28-58	.483	6-13	.462	12-17	.706	12	39	51	43.2	16	15	14	7	3	74	73.5
Jacksonville	12/14/2022	66-52	W	24-56	.429	2-15	.133	16-26	.615	15	33	48	43.6	9	9	10	6	4	66	72.8
McNeese	12/17/2022	79-60	W	24-55	.436	5-17	.294	26-32	.813	13	30	43	43.6	18	16	18	4	9	79	73.3
at Temple	12/21/2022	75-55	W	28-56	.500	4-13	.308	15-25	.600	12	25	37	43.1	18	19	13	6	6	75	73.5
Auburn	12/29/2022	79-47	W	31-68	.456	4-13	.308	13-22	.591	17	36	53	43.8	23	15	15	3	5	79	73.9
at Mississippi St.	01/01/2023	61-50	W	25-59	.424	5-22	.227	6-8	.750	7	30	37	43.3	18	13	17	9	10	61	73.0
Vanderbilt	01/05/2023	74-53	W	27-57	.474	8-16	.500	12-18	.667	14	27	41	43.2	21	14	15	4	9	74	73.1
at Texas A&M	01/08/2023	57-38	W	20-57	.351	3-16	.188	14-22	.636	16	20	36	42.8	12	11	13	5	14	57	72.1
at Georgia	01/12/2023	66-58	W	26-57	.456	4-15	.267	10-15	.667	13	22	35	42.3	17	18	16	1	10	66	71.8
Alabama	01/15/2023	58-63	L	21-64	.328	5-18	.278	11-18	.611	14	28	42	42.3	23	10	13	4	3	58	71.1
at Auburn	01/22/2023	76-77	Lot	25-65	.385	2-8	.250	24-30	.800	14	32	46	42.5	22	6	21	6	8	76	71.3
Mississippi St.	01/26/2023	78-63	W	29-58	.500	9-19	.474	11-16	.688	11	27	38	42.3	18	20	13	3	6	78	71.6
at Arkansas	01/29/2023	76-73	Wot	30-70	.429	1-11	.091	15-24	.625	18	29	47	42.5	25	9	19	6	4	76	71.8
at Tennessee	02/02/2023	51-65	L	19-52	.365	1-9	.111	12-17	.706	12	28	40	42.4	17	3	16	5	4	51	70.9
Florida	02/05/2023	68-42	W	26-60	.433	4-12	.333	12-23	.522	13	35	48	42.6	20	17	18	6	7	68	70.8
Total		1699		634-1483	.428	115-400	.288	316-476	.664	360	663	1023	42.6	442	317	356	117	184	1699	70.8
Opponents		1316		463-1325	.349	79-321	.246	311-435	.715	245	550	795	33.1	431	267	411	55	146	1316	54.8

Ole Miss Averages

Games Played	Points/game	FG Pct	3FG Pct	FT Pct	Rebounds/game	Assists/game	Turnovers/game	Assist/Turnover ratio	Steals/game	Blocks/game
24	70.8	42.8	28.8	66.4	42.6	13.2	14.8	0.9	7.7	4.9

SEASON/CAREER STATS

Summary

Player	Season Statistics										Career Statistics									
	GP-GS	MIN/G	FG%	3FG%	FT%	R/G	A/G	STL	BLK	PTS/G	GP-GS	MIN/G	FG%	3FG%	FT%	R/G	A/G	STL	BLK	PTS/G
BAKER, Angel	24-22	29.5	.458	.348	.808	5.5	2.4	40	8	15.1	145-85	28.6	.423	.358	.737	3.9	2.6	184	55	13.8
BERRY, Jordan	10-0	3.5	.500	1.000	.500	0.5	0.2	2	0	0.4	23-0	4.0	.083	.111	.500	0.6	0.3	4	0	0.2
COLLINS, Snudda	24-20	28.0	.342	.297	.698	2.3	0.8	15	14	10.3	83-53	24.0	.329	.321	.655	2.0	0.5	54	36	7.4
DAVIS, Marquesha	24-16	22.3	.470	.265	.691	4.7	0.8	20	5	9.6	75-17	14.4	.447	.243	.664	2.9	0.5	55	16	5.8
EATON, Elauna	19-0	8.4	.298	.361	1.000	0.7	0.2	3	1	2.3	47-2	11.7	.296	.333	.850	1.0	0.2	9	2	3.0
IGBOKWE, Rita	24-1	12.8	.486	.000	.444	4.0	0.2	8	29	3.7	104-50	18.4	.468	.000	.503	6.2	0.3	60	186	4.9
SALARY, Destiny	22-0	17.1	.390	.333	.667	2.6	2.0	12	4	4.7	71-10	14.3	.421	.318	.657	2.4	1.4	50	7	3.4
SCOTT, Madison	24-24	30.2	.529	.000	.657	8.6	2.5	27	23	12.0	80-76	26.9	.514	.000	.661	7.5	1.6	90	75	10.3
SINGLETON, Tyia	24-18	21.4	.432	.125	.622	6.1	0.5	18	32	6.3	110-65	18.0	.476	.125	.645	4.8	0.4	60	102	4.7
TAYLOR, Myah	21-19	27.0	.338	.146	.667	2.4	4.2	37	1	5.9	136-100	25.5	.405	.264	.604	1.9	3.9	233	20	6.1
THOMPSON, Ayanna	22-0	11.6	.379	.273	.750	1.4	0.3	2	0	2.8	22-0	11.6	.379	.273	.750	1.4	0.3	2	0	2.8

Scoring

Player	Season Statistics								Career Statistics							
	FG-FGA	FG%	3FG-3FGA	3FG%	FT-FTA	FT%	PTS	PTS/G	FG-FGA	FG%	3FG-3FGA	3FG%	FT-FTA	FT%	PTS	PTS/G
BAKER, Angel	148-323	.458	24-69	.348	42-52	.808	362	15.1	813-1922	.423	165-461	.358	205-278	.737	1996	13.8
BERRY, Jordan	1-2	.500	1-1	1.000	1-2	.500	4	0.4	1-12	.083	1-9	.111	1-2	.500	4	0.2
COLLINS, Snudda	78-228	.342	46-155	.297	44-63	.698	246	10.3	204-620	.329	133-414	.321	72-110	.655	613	7.4
DAVIS, Marquesha	87-185	.470	9-34	.265	47-68	.691	230	9.6	160-358	.447	18-74	.243	97-146	.664	435	5.8
EATON, Elauna	14-47	.298	13-36	.361	2-2	1.000	43	2.3	42-142	.296	39-117	.333	17-20	.850	140	3.0
IGBOKWE, Rita	34-70	.486	0-0	.000	20-45	.444	88	3.7	208-444	.468	0-0	.000	90-179	.503	506	4.9
SALARY, Destiny	32-82	.390	5-15	.333	34-51	.667	103	4.7	90-214	.421	14-44	.318	44-67	.657	238	3.4
SCOTT, Madison	110-208	.529	0-0	.000	67-102	.657	287	12.0	310-603	.514	0-1	.000	203-307	.661	823	10.3
SINGLETON, Tyia	60-139	.432	2-16	.125	28-45	.622	150	6.3	217-456	.476	2-16	.125	80-124	.645	516	4.7
TAYLOR, Myah	45-133	.338	6-41	.146	28-42	.667	124	5.9	311-767	.405	64-242	.264	148-245	.604	834	6.1
THOMPSON, Ayanna	25-66	.379	9-33	.273	3-4	.750	62	2.8	25-66	.379	9-33	.273	3-4	.750	62	2.8

Totals

Player	Season Statistics									Career Statistics						
	O-REB	D-REB	TOTAL	PF	FO	A	TO	A/TO	O-REB	D-REB	TOTAL	PF	FO	A	TO	A/TO
BAKER, Angel	19	112	131	52	1	57	43	1.3	127	435	562	322	4	377	335	1.1
BERRY, Jordan	1	4	5	4	0	2	1	2.0	3	10	13	7	0	6	6	1.0
COLLINS, Snudda	23	31	54	48	1	19	35	0.5	43	119	162	154	1	43	69	0.6
DAVIS, Marquesha	32	80	112	43	1	20	35	0.6	64	157	221	90	1	39	68	0.6
EATON, Elauna	3	10	13	13	0	4	10	0.4	5	43	48	36	0	9	23	0.4
IGBOKWE, Rita	39	57	96	53	0	4	25	0.2	264	382	646	288	11	27	132	0.2
SALARY, Destiny	15	43	58	36	0	45	31	1.5	46	126	172	101	1	96	68	1.4
SCOTT, Madison	67	140	207	49	0	59	54	1.1	224	374	598	190	4	130	155	0.8
SINGLETON, Tyia	72	75	147	69	2	13	45	0.3	231	300	531	286	10	44	180	0.2
TAYLOR, Myah	15	35	50	32	1	88	44	2.0	38	223	261	255	6	533	239	2.2
THOMPSON, Ayanna	18	12	30	43	0	6	19	0.3	18	12	30	43	0	6	19	0.3

THE LAST TIME

AN OLE MISS TEAM...

Scored 100+ points at home 104, vs. Alcorn State (Dec. 8, 2020)
 Scored 100+ points on the road 110, vs. Delaware State (Nov. 18, 2017, Neutral)
 Scored 100+ points and lost Never Happened
 Scored 110+ points 110, vs. Delaware State (Nov. 18, 2017, Neutral)
 Won an overtime game 76-73, at Arkansas (Jan. 29, 2023)
 Lost an overtime game 77-76, at Auburn (Jan. 22, 2023)
 Won a double overtime game 78-75, vs. Florida (Jan. 7, 2018)
 Lost a double overtime game 64-57, at Hawai'i (Nov. 27, 2010)
 Played a triple overtime game W, 102-101 (3OT) at LSU (Feb. 7, 2010)
 Played a four-overtime game L, 81-86 vs. Arkansas State (Dec. 7, 2001)
 Won an NCAA Tournament game 90-82, vs. Oklahoma (Mar. 25, 2007)
 Won a WNIT game 60-50, vs. UNI (Mar. 26, 2021)
 Won an SEC Tournament game 70-60, vs. #23 Florida (March 4, 2022)
 Made 40+ field goals 40, vs. Alcorn State (Dec. 8, 2020)
 Made 50+ field goals 51, vs. Missouri-St. Louis (Jan. 10, 1983)
 Made 10+ three-point field goals 12, at Tennessee (Feb. 27, 2020)
 Had 20+ rebound margin 22, at Auburn (Jan. 24, 2022)
 Had 25+ rebound margin 26, vs. Texas Southern (Nov. 28, 2022)
 Had 30+ rebound margin 34, vs. Savannah State (Dec. 8, 2018)
 Had 50+ rebounds 53, vs. Auburn (Dec. 29, 2022)
 Had 60+ rebounds 62, vs. Savannah State (Dec. 8, 2018)
 Had 70+ rebounds 70, vs. Mississippi University for Women (Jan. 26, 1979)
 Had three players with 10+ rebounds Robertson (10), Lewis (10), Thomas (10) at Sam Houston State (Nov. 17, 2009)
 Attempted 30+ free throws 30, at Auburn (Jan. 22, 2023)
 Attempted 35+ free throws 39, vs. SEMO (Nov. 10, 2022)
 Attempted 40+ free throws 42, vs. Jackson State (Dec. 15, 2020)
 Attempted 45+ free throws 46, at Rice (Nov. 17, 2006)
 Attempted 50+ free throws 50, vs. Mississippi University for Women (Jan. 24, 1976)
 Made 25+ free throws vs. McNeese State (Dec. 17, 2022)
 Made 30+ free throws 34, at UAB (Nov. 12, 2006)
 Made 35+ free throws 36, vs. Mississippi University for Women (Jan. 24, 1976)
 Had 25+ assists 26, vs. Alcorn State (Dec. 8, 2020)
 Had 30+ assists 31, vs. Winston-Salem State (Dec. 20, 2009)
 Had 35+ assists 35, vs. Mississippi State (Feb. 16, 1985)
 Had 25+ turnovers 27, at Vanderbilt (Feb. 20, 2022)
 Had 35+ turnovers 36, at No. 6 Kentucky (Feb. 2, 2012)
 Forced 25+ turnovers 25, vs. Southern Miss (Nov. 16, 2022)
 Forced 30+ turnovers 30, vs. Sam Houston State (Nov. 26, 2019)
 Forced 35+ turnovers 40, vs. Mississippi Valley State (Dec. 28, 2016)
 Forced 45+ turnovers 46, vs. Mississippi Valley State (Nov. 16, 2014)
 Had 15+ steals 15, vs. #15 Georgia (Jan. 30, 2022)
 Had 20+ steals 24, vs. Mississippi Valley (Dec. 28, 2016)
 Had 25+ steals 25, vs. Alabama (Mar. 1, 2007)
 Blocked 5+ shots 5, at Tennessee (Feb. 2, 2023)
 Blocked 10+ shots 11, vs. #23 Florida (March 4, 2022)
 Scored 50 points or less 50, vs. Belmont (Nov. 11, 2021)
 Scored 40 points or less 40, at #1 South Carolina (Jan. 27, 2022)
 Scored 50 or fewer and won 48-43, vs. Florida (Feb. 28, 2018)
 Beat a ranked team 70-60, vs. #23 Florida (March 4, 2022)
 Beat a ranked team on the road 76-73, at #24 Arkansas at Arkansas (Jan. 29, 2023)
 Kept every player on a team out of double figures vs. Alabama A&M (Nov. 28, 2022)
 Had all five starters score in double figures vs. Louisiana (Dec. 12, 2018)
 Had five+ players score in double figures 5, at Texas A&M (Jan. 20, 2022)
 Had no players score in double figures vs. #6 Tennessee (Feb. 12, 2015)
 Overcame a 10-point+ halftime deficit to win 19, at Arkansas (Jan. 29, 2023)
 Overcame a 15-point+ halftime deficit to win 19, at Arkansas (Jan. 29, 2023)

AN OLE MISS PLAYER...

Scored 20+ points 20, Marquesha Davis at Arkansas (Jan. 29, 2023)
 Scored 30+ points 30, Deja Cage vs. Louisiana Tech (Nov. 23, 2019)
 Scored 40+ points 42, Bianca Thomas vs. LSU (Jan. 17, 2010)
 Attempted 15+ field goals 15, Marquesha Davis at Arkansas (Jan. 29, 2023)
 Attempted 20+ field goals 25, Shakira Austin vs. Rice (Mar. 28, 2021)
 Attempted 25+ field goals 25, Shakira Austin vs. Rice (Mar. 28, 2021)
 Recorded a double-double Marquesha Davis, 11 pts. & 10 rebs. at Tennessee (Feb. 2, 2023)
 Recorded a triple-double Kayla Melson, 11 pts., 11 rebs. & 11 ast. vs. SE La. (Nov. 13, 2009)
 Had 10+ assists 10, Mimi Reid, vs. LSU (Jan. 4, 2021)
 Had 15+ assists 15, Kim Bullard vs. Middle Tennessee (Dec. 21, 1985)
 Had 5+ blocks 6, Shakira Austin vs. Florida (March 4, 2022)
 Had 8+ blocks 8, Dominique Banks vs. Georgia Southern (Dec. 16, 2019)
 Had 10+ blocks 10, Promise Taylor at #14 Texas A&M (Feb. 8, 2018)
 Had 5+ steals 5, Angel Baker at Texas A&M (Jan. 8, 2023)

Had 8+ steals 8, Valerie Nesbitt vs. Louisiana Tech (Nov. 23, 2019)
 Had 10+ steals 12, Arminie Price vs. Illinois (Dec. 2, 2006)
 Had 15+ rebounds Madison Scott, Tyja Singleton vs. Jacksonville (Dec. 14, 2022)
 Had 20+ rebounds 20, Arminie Price at Mississippi State (Jan. 26, 2006)
 Made 10+ field goals 10, Angel Baker at Auburn (Jan. 29, 2023)
 Made 15+ field goals 17, Jennifer Gillom vs. Memphis (Dec. 10, 1985)
 Made 10+ free throws 10, Shakira Austin at Florida (Jan. 6, 2022)
 Made 15+ free throws 15, Tia Faleru at Kentucky (Feb. 13, 2014)
 Attempted 10+ free throws 12, Marquesha Davis at Arkansas (Jan. 29, 2023)
 Attempted 15+ free throws 15, Shakira Austin at Florida (Jan. 6, 2022)
 Attempted 20+ free throws 23, Tia Faleru at Kentucky (Feb. 13, 2014)
 Made 25 straight free throws 47, Crystal Allen, 2018-19 season
 Made 45 straight free throws 47, Crystal Allen, 2018-19 season
 Made 5+ three-pointers 5, Snudda Collins, vs. Mississippi State (Jan. 26, 2023)
 Made 8+ three-pointers 9, Crystal Allen vs. North Florida (Dec. 28, 2018)
 Made 10+ three-pointers 10, Torri Lewis vs. New Orleans (Dec. 14, 2015)
 Attempted 10+ three-pointers 11, Snudda Collins vs. Mississippi State (Jan. 26, 2023)
 Attempted 15+ three-pointers 16, Crystal Allen at Vanderbilt (Jan. 24, 2019)
 Had 10+ offensive rebounds 11, Tia Faleru vs. Southern (Nov. 20, 2014)
 Had 10+ defensive rebounds 10, Angel Baker at Temple (Dec. 21, 2022)
 Had 20+ points and 20+ rebounds Arminie Price, 22 points & 20 rebounds at Miss. State (Jan. 26, 2006)
 Had a double-double in two straight games Madison Scott vs. Jacksonville, (Dec. 14, 2022), vs. McNeese State (Dec. 17, 2022)
 Had a double-double in three straight games Madison Scott vs. Jacksonville, (Dec. 14, 2022), vs. McNeese State (Dec. 17, 2022), at Temple (Dec. 21, 2022)
 Had a double-double in four straight games Shakira Austin vs. #5 Texas A&M (Feb. 21, 2021), at #18 Arkansas (Feb. 19, 2021) at Alabama (Feb. 11, 2021), and vs. #14 Kentucky (Feb. 4, 2021)
 Had a double-double in five straight games Shakira Austin vs. #5 Texas A&M (Feb. 21, 2021), at #18 Arkansas (Feb. 19, 2021) at Alabama (Feb. 11, 2021), vs. #14 Kentucky (Feb. 4, 2021), and at LSU (Jan. 31, 2021)
 Had a double-double in seven straight games Arminie Price, Jan. 14-Feb. 8, 2007
 Had 10+ double-doubles in a season 10, Shakira Austin, 2021-22 season
 Shot 100% from the floor (min. 5) Madison Scott (8-of-8) at Cincinnati (Dec. 5, 2021)
 Played 40 minutes Snudda Collins and Madison Scott at Arkansas (Jan. 29, 2023)
 Played more than 40 minutes Multiple players at Auburn (Jan. 22, 2023)
 Fouled out Angel Baker and Tyja Singleton at Arkansas (Jan. 29, 2023)

AN OLE MISS OPPONENT...

Scored 100+ points 108, (Feb. 16, 2020 vs. #23 Arkansas)
 Scored 100+ points in Oxford 108, (Feb. 16, 2020 vs. #23 Arkansas)
 Made 40+ field goals 42, (Jan. 16, 2003 at Georgia)
 Made 10+ three-pointers 11, (Feb. 20, 2020 vs. #14 Kentucky)
 Had 50+ rebounds 50, (Feb. 7, 2022 vs. #14 LSU)
 Had 60+ rebounds 62, (Jan. 10, 2016 vs. Florida)
 Had 20+ rebounding margin 23, (Jan. 30, 2020, vs. #1 South Carolina)
 Had 25+ rebounding margin 33, (Jan. 9, 2020 vs. #23 Tennessee)
 Attempted 35+ free throws 41, (Jan. 31, 2021 at LSU)
 Made 30+ free throws 34, (Feb. 19, 2017 at Vanderbilt)
 Had 25+ turnovers 25, (Nov. 16, 2022 vs. Southern Miss)
 Had 20+ steals 22, (Jan. 29, 2015 at LSU)
 Had 30+ assists 33, (Jan. 16, 2003 at Georgia)
 Scored 50 points or less 38 at Texas A&M (Jan. 8, 2023)
 Scored 40 points or less 38 at Texas A&M (Jan. 8, 2023)

AN OLE MISS OPPONENT'S PLAYER...

Scored 20+ points 20, Jordan Horston at Tennessee (Feb. 2, 2023)
 Scored 30+ points 37, Erynn Barnum at Arkansas (Jan. 29, 2023)
 Scored 40+ points 43, Nina Davis (Dec. 7, 2014 vs Baylor)
 Attempted 15+ field goals 18, Jordan Horston at Tennessee (Feb. 2, 2023)
 Attempted 25+ field goals 25, Jerkaila Jordan vs. Tulane (March 20, 2021)
 Made 10+ field goals 13, Erynn Barnum at Arkansas (Jan. 29, 2023)
 Made 8+ three-pointers 8, Chelsie Wiley (Dec. 20, 2008 at UCF)
 Made 10+ free throws 12, Aliyah Boston at #1 South Carolina (Jan. 27, 2022)
 Had 15+ rebounds 16, Rhyné Howard at #17 Kentucky (Feb. 28, 2021)
 Had 20+ rebounds 23, Martha Alwal (Feb. 24, 2014 at Mississippi State)
 Had 10+ assists 10, Khayla Pointer vs. #14 LSU (Feb. 7, 2022)
 Had 8+ steals 8, Maurita Reid (Dec. 15, 2007 at Miami)
 Had 5+ blocks 7, Nancy Mulkey, 5, vs. Rice (Mar. 28, 2021)
 Had a double-double Jada Rice, 11 points/11 rebounds, vs. Alabama (Jan. 15, 2023)
 Had a triple-double Khayla Pointer, 16 points, 11 rebounds, 10 assists (Feb. 7, 2022, vs. #14 LSU)

GAME HIGHS/LOWS

OLE MISS SEASON HIGHS

Category	Stat	Game
Points	93	vs. Texas Southern (11-28-22)
Field Goals Made	35	2x, last vs. Texas Southern (11-28-22)
Field Goal Attempts	74	2x, last vs. Texas Southern (11-28-22)
Field Goal Percentage	.509 (28-55)	vs. Southeast Mo. St. (11-10-22)
3 Pt Field Goals Made	9	2x, last vs. Mississippi State (01-26-23)
3 Pt Fg Attempts	29	vs. Oklahoma (12-04-22)
3 Pt Fg Percentage	.500 (8-16)	vs. Vanderbilt (01-05-23)
Free Throws Made	26	vs. McNeese St. (12-17-22)
Free Throw Attempts	39	vs. Southeast Mo. St. (11-10-22)
Free Throw Percentage	.857 (6-7)	vs. Alabama A&M (11-29-22)
Rebounds	55	2x, last vs. Texas Southern (11-28-22)
Assists	21	vs. Texas Southern (11-28-22)
Steals	13	vs. Southeast Mo. St. (11-10-22)
Blocked Shots	9	at Mississippi State (01-01-23)
Turnovers	21	2x, last at Auburn (01-22-23)
Fouls	26	vs. Southern Miss (11-16-22)

OLE MISS SEASON LOWS

Category	Stat	Game
Points	51	at Tennessee (02-02-23)
Field Goals Made	19	at Tennessee (02-02-23)
Field Goal Attempts	52	at Tennessee (02-02-23)
Field Goal Percentage	.328 (21-64)	vs. Alabama (01-15-23)
3 Pt Field Goals Made	1	2x, last at Tennessee (02-02-23)
3 Pt Fg Attempts	8	at Auburn (01-22-23)
3 Pt Fg Percentage	.091 (1-11)	at Arkansas (01-29-23)
Free Throws Made	4	at Little Rock (11-13-22)
Free Throw Attempts	7	vs. Alabama A&M (11-29-22)
Free Throw Percentage	.500 (4-8)	at Little Rock (11-13-22)
Rebounds	33	vs. #17 Utah (11-23-22)
Assists	3	at Tennessee (02-02-23)
Steals	3	2x, last vs. Alabama (01-15-23)
Blocked Shots	1	at Georgia (01-12-23)
Turnovers	9	3x, last vs. Texas Southern (11-28-22)
Fouls	9	vs. Jacksonville (12-14-22)

OPPONENT SEASON HIGHS

Category	Stat	Game
Points	77	at Auburn (01-22-23)
Field Goals Made	26	2x, last at Auburn (01-22-23)
Field Goal Attempts	69	at Tennessee (02-02-23)
Field Goal Percentage	.460 (23-50)	vs. #17 Utah (11-23-22)
3 Pt Field Goals Made	6	2x, last at Arkansas (01-29-23)
3 Pt Fg Attempts	25	vs. Texas Southern (11-28-22)
3 Pt Fg Percentage	.500 (3-6)	2x, last vs. Dayton (11-21-22)
Free Throws Made	21	at Auburn (01-22-23)
Free Throw Attempts	28	2x, last vs. Alabama (01-15-23)
Free Throw Percentage	.917 (11-12)	vs. Dayton (11-21-22)
Rebounds	48	at Oklahoma (12-04-22)
Assists	19	vs. McNeese St. (12-17-22)
Steals	13	at Auburn (01-22-23)
Blocked Shots	6	2x, last at Arkansas (01-29-23)
Turnovers	25	vs. Southern Miss (11-16-22)
Fouls	30	vs. Southeast Mo. St. (11-10-22)

OPPONENT SEASON LOWS

Category	Stat	Game
Points	28	vs. Alabama A&M (11-29-22)
Field Goals Made	8	vs. Alabama A&M (11-29-22)
Field Goal Attempts	45	at Little Rock (11-13-22)
Field Goal Percentage	.160 (8-50)	vs. Alabama A&M (11-29-22)
3 Pt Field Goals Made	0	vs. Auburn (12-29-22)
3 Pt Fg Attempts	4	at Little Rock (11-13-22)
3 Pt Fg Percentage	.000 (0-10)	vs. Auburn (12-29-22)
Free Throws Made	4	at Little Rock (11-13-22)
Free Throw Attempts	7	at Little Rock (11-13-22)
Free Throw Percentage	.500 (9-18)	2x, last at Mississippi St. (01-01-23)
Rebounds	24	at Little Rock (11-13-22)
Assists	4	vs. Alabama A&M (11-29-22)
Steals	2	3x, last vs. #17 Utah (11-23-22)
Blocked Shots	0	vs. Alabama A&M (11-29-22)
Turnovers	8	2x, last vs. Jacksonville (12-14-22)
Fouls	9	at Mississippi St. (01-01-23)

OLE MISS INDIVIDUAL HIGHS

Category	Stat	Game
Points	25	2x, last Angel Baker at Auburn (01-22-23)
Field Goals Made	11	Angel Baker vs. Southern Miss (11-16-22)
Field Goal Att.	19	Angel Baker at Auburn (01-22-23)
Fg Pct (Min 5 Made)	.875 (7-8)	Marquesha Davis vs. Southern Miss (11-16-22)
3-Point Fg Made	5	3x, last Snudda Collins vs. Mississippi State (01-26-23)
3-Point Fg Att.	12	2x, last Snudda Collins vs. #17 Utah (11-23-22)
3-Pt Fg Pct (2 Made)	1.000 (2-2)	3 players, last at Temple (12-21-22)
Free Throws Made	8	3x, last Marquesha Davis at Arkansas (01-29-23)
Free Throw Att.	12	Marquesha Davis at Arkansas (01-29-23)
Ft Pct (Min 3 Made)	1.000 (4-4)	2x, last Angel Baker vs. Mississippi State (01-26-23)
Rebounds	17	Madison Scott vs. Jacksonville (12-14-22)
Assists	8	4x, last Myah Taylor at Georgia (01-12-23)
Steals	5	Myah Taylor vs. Southeast Mo. St. (11-10-22)
Blocked Shots	4	2 players, last Madison Scott at Auburn (01-22-23)
Turnovers	5	4 players, last Snudda Collins at Tennessee (02-02-23)
Fouls	5	6x, last at Arkansas (01-29-23)

OPPONENT INDIVIDUAL HIGHS

Category	Stat	Game
Points	37	Erynn Barnum at Arkansas (01-29-23)
Field Goals Made	13	Erynn Barnum at Arkansas (01-29-23)
Field Goal Att.	21	2x, last Erynn Barnum at Arkansas (01-29-23)
Fg Pct (Min 5 Made)	.619 (13-21)	Erynn Barnum at Arkansas (01-29-23)
3-Point Fg Made	3	2x, last Erynn Barnum at Arkansas (01-29-23)
3-Point Fg Att.	12	Andriana Avent vs. Texas Southern (11-28-22)
3-Pt Fg Pct (2 Made)	1.000 (2-2)	2x, last Alberte Rimdal vs. Florida (02-05-23)
Free Throws Made	8	Erynn Barnum at Arkansas (01-29-23)
Free Throw Att.	14	Jada Rice vs. Alabama (01-15-23)
Ft Pct (Min 3 Made)	1.000 (5-5)	2 players, last Alissa Pili vs. #17 Utah (11-23-22)
Rebounds	11	Jada Rice vs. Alabama (01-15-23)
Assists	7	3 players, last Desirae Hansen vs. McNeese St. (12-17-22)
Steals	5	Aicha Coulibaly at Auburn (01-22-23)
Blocked Shots	3	2 players, last Jada Rice vs. Alabama (01-15-23)
Turnovers	8	Amani Johnson vs. Kennesaw State (11-07-22)
Fouls	5	9 players, last at Arkansas (01-29-23)

GAME 1 • KENNESAW STATE (W, 72-60)

Table with columns: NO. Name, Min, FG, 3P, FT, Rebounds, Fouls, TP, AS, TO, ST, Blocks, +/-, Shooting By Period (1st-4th FG%, 3PT%, FT%, GM FG%, 3PT%, FT%), Technical Fouls: NONE

Table with columns: NO. Name, Min, FG, 3P, FT, Rebounds, Fouls, TP, AS, TO, ST, Blocks, +/-, Shooting By Period (1st-4th FG%, 3PT%, FT%, GM FG%, 3PT%, FT%), Technical Fouls: NONE

Summary table with columns: KSU, OM, Points from, Turnovers, Paint, Second Chance, Fast Breaks, Bench, Time with Lead

GAME 2 • SOUTHEAST MISSOURI STATE (W, 83-57)

Table with columns: NO. Name, Min, FG, 3P, FT, Rebounds, Fouls, TP, AS, TO, ST, Blocks, +/-, Shooting By Period (1st-4th FG%, 3PT%, FT%, GM FG%, 3PT%, FT%), Technical Fouls: NONE

Table with columns: NO. Name, Min, FG, 3P, FT, Rebounds, Fouls, TP, AS, TO, ST, Blocks, +/-, Shooting By Period (1st-4th FG%, 3PT%, FT%, GM FG%, 3PT%, FT%), Technical Fouls: NONE

Summary table with columns: SEMO, OM, Points from, Turnovers, Paint, Second Chance, Fast Breaks, Bench, Time with Lead

GAME 3 • at LITTLE ROCK (W, 58-40)

Table with columns: NO. Name, Min, FG, 3P, FT, Rebounds, Fouls, TP, AS, TO, ST, Blocks, +/-, Shooting By Period (1st-4th FG%, 3PT%, FT%, GM FG%, 3PT%, FT%), Technical Fouls: NONE

Table with columns: NO. Name, Min, FG, 3P, FT, Rebounds, Fouls, TP, AS, TO, ST, Blocks, +/-, Shooting By Period (1st-4th FG%, 3PT%, FT%, GM FG%, 3PT%, FT%), Technical Fouls: NONE

Summary table with columns: LR, OM, Points from, Turnovers, Paint, Second Chance, Fast Breaks, Bench, Time with Lead

GAME 4 • SOUTHERN MISS (W, 92-46)

Table with columns: NO. Name, Min, FG, 3P, FT, Rebounds, Fouls, TP, AS, TO, ST, Blocks, +/-, Shooting By Period (1st-4th FG%, 3PT%, FT%, GM FG%, 3PT%, FT%), Technical Fouls: NONE

Table with columns: NO. Name, Min, FG, 3P, FT, Rebounds, Fouls, TP, AS, TO, ST, Blocks, +/-, Shooting By Period (1st-4th FG%, 3PT%, FT%, GM FG%, 3PT%, FT%), Technical Fouls: NONE

Summary table with columns: SM, OM, Points from, Turnovers, Paint, Second Chance, Fast Breaks, Bench, Time with Lead



BOX SCORES

GAME 5 • vs. DAYTON (63-50)

Ole Miss - 63 Record: 5-0. Box score table with columns for NO. Name, Min, FG, 3P, FT, Rebounds, Fouls, TP, AS, TO, ST, Blocks, +/-, and Shooting By Period.

Dayton - 50 Record: 0-5. Box score table with columns for NO. Name, Min, FG, 3P, FT, Rebounds, Fouls, TP, AS, TO, ST, Blocks, +/-, and Shooting By Period.

Summary table for Game 5 with columns for Biggest lead, Best Scoring Run, Lead Changes, Times Tied, Time with Lead, Points from Turnovers, Paint, Second Chance, Fast Breaks, Bench, and Period by Period Scoring.



GAME 6 • vs. No. 17 UTAH (L, 67-69)

Utah - 69 Record: 6-0. Box score table with columns for NO. Name, Min, FG, 3P, FT, Rebounds, Fouls, TP, AS, TO, ST, Blocks, +/-, and Shooting By Period.

Ole Miss - 67 Record: 5-1. Box score table with columns for NO. Name, Min, FG, 3P, FT, Rebounds, Fouls, TP, AS, TO, ST, Blocks, +/-, and Shooting By Period.

Summary table for Game 6 with columns for Biggest lead, Best Scoring Run, Lead Changes, Times Tied, Time with Lead, Points from Turnovers, Paint, Second Chance, Fast Breaks, Bench, and Period by Period Scoring.



GAME 7 • TEXAS SOUTHERN (W, 93-47)

Texas Southern - 47 Record: 0-7. Box score table with columns for NO. Name, Min, FG, 3P, FT, Rebounds, Fouls, TP, AS, TO, ST, Blocks, +/-, and Shooting By Period.

Ole Miss - 93 Record: 6-1. Box score table with columns for NO. Name, Min, FG, 3P, FT, Rebounds, Fouls, TP, AS, TO, ST, Blocks, +/-, and Shooting By Period.

Summary table for Game 7 with columns for Biggest lead, Best Scoring Run, Lead Changes, Times Tied, Time with Lead, Points from Turnovers, Paint, Second Chance, Fast Breaks, Bench, and Period by Period Scoring.



GAME 8 • ALABAMA A&M (W, 74-28)

Alabama A&M - 28 Record: 0-6. Box score table with columns for NO. Name, Min, FG, 3P, FT, Rebounds, Fouls, TP, AS, TO, ST, Blocks, +/-, and Shooting By Period.

Ole Miss - 74 Record: 3-4. Box score table with columns for NO. Name, Min, FG, 3P, FT, Rebounds, Fouls, TP, AS, TO, ST, Blocks, +/-, and Shooting By Period.

Summary table for Game 8 with columns for Biggest lead, Best Scoring Run, Lead Changes, Times Tied, Time with Lead, Points from Turnovers, Paint, Second Chance, Fast Breaks, Bench, and Period by Period Scoring.



GAME 13 • at TEMPLE (W, 75-55)

Ole Miss - 75

Record: 11-2

Box score table for Ole Miss vs Temple, Game 13. Includes columns for NO. Name, Min, FG, 3P, FT, Rebounds, Fouls, TP, AS, TO, ST, Blocks, +/-.

Shooting By Period table for Ole Miss vs Temple, Game 13. Includes 1st, 2nd, 3rd, 4th FG and FT percentages.

Temple - 55

Record: 5-7

Box score table for Temple vs Ole Miss, Game 13. Includes columns for NO. Name, Min, FG, 3P, FT, Rebounds, Fouls, TP, AS, TO, ST, Blocks, +/-.

Shooting By Period table for Temple vs Ole Miss, Game 13. Includes 1st, 2nd, 3rd, 4th FG and FT percentages.

Summary statistics table for Game 13, including MIS, TEM, Points from Turnovers, Paint, Second Chance, Fast Breaks, and Bench.



GAME 14 • AUBURN (W, 79-47)

Auburn - 47

Record: 10-3 (0-1)

Box score table for Auburn vs Ole Miss, Game 14. Includes columns for NO. Name, Min, FG, 3P, FT, Rebounds, Fouls, TP, AS, TO, ST, Blocks, +/-.

Shooting By Period table for Auburn vs Ole Miss, Game 14. Includes 1st, 2nd, 3rd, 4th FG and FT percentages.

Ole Miss - 79

Record: 12-2 (1-0)

Box score table for Ole Miss vs Auburn, Game 14. Includes columns for NO. Name, Min, FG, 3P, FT, Rebounds, Fouls, TP, AS, TO, ST, Blocks, +/-.

Shooting By Period table for Ole Miss vs Auburn, Game 14. Includes 1st, 2nd, 3rd, 4th FG and FT percentages.

Summary statistics table for Game 14, including AUB, OM, Turnovers, Paint, Second Chance, Fast Breaks, and Bench.



GAME 15 • at MISSISSIPPI STATE (W, 61-50)

Ole Miss - 61

Record: 13-2 (2-0)

Box score table for Ole Miss vs Mississippi State, Game 15. Includes columns for NO. Name, Min, FG, 3P, FT, Rebounds, Fouls, TP, AS, TO, ST, Blocks, +/-.

Shooting By Period table for Ole Miss vs Mississippi State, Game 15. Includes 1st, 2nd, 3rd, 4th FG and FT percentages.

Mississippi St. - 50

Record: 12-3 (1-1)

Box score table for Mississippi State vs Ole Miss, Game 15. Includes columns for NO. Name, Min, FG, 3P, FT, Rebounds, Fouls, TP, AS, TO, ST, Blocks, +/-.

Shooting By Period table for Mississippi State vs Ole Miss, Game 15. Includes 1st, 2nd, 3rd, 4th FG and FT percentages.

Summary statistics table for Game 15, including OM, MSU, Points from Turnovers, Paint, Second Chance, Fast Breaks, and Bench.



GAME 16 • VANDERBILT (W, 74-53)

Vanderbilt - 53

Record: 9-8 (0-3)

Box score table for Vanderbilt vs Ole Miss, Game 16. Includes columns for NO. Name, Min, FG, 3P, FT, Rebounds, Fouls, TP, AS, TO, ST, Blocks, +/-.

Shooting By Period table for Vanderbilt vs Ole Miss, Game 16. Includes 1st, 2nd, 3rd, 4th FG and FT percentages.

Ole Miss - 74

Record: 14-2 (3-0)

Box score table for Ole Miss vs Vanderbilt, Game 16. Includes columns for NO. Name, Min, FG, 3P, FT, Rebounds, Fouls, TP, AS, TO, ST, Blocks, +/-.

Shooting By Period table for Ole Miss vs Vanderbilt, Game 16. Includes 1st, 2nd, 3rd, 4th FG and FT percentages.

Summary statistics table for Game 16, including VANDY, MISS, Turnovers, Paint, Second Chance, Fast Breaks, and Bench.



GAME 25 • KENTUCKY

GAME 26 • at LSU

GAME 27 • SOUTH CAROLINA

GAME 28 • MISSOURI

O brooke MOORE

Atlanta, Ga. • Henry County • Purdue

Graduate Student • Guard • 5-7






NOTES

AT OLE MISS

- Out for the 2022-23 season due to injury

AT PURDUE

- Appeared in 54 games over two seasons as a Boilermaker
- Averaged 10.3 points per game as a senior
- Dropped a career-high 27 points in the First Round of the WNIT against Southern Illinois
- Named Academic All-Big Ten in 2021-22
- Tallied 14 double-figure games as a junior, shooting at a 32.1 percent clip from three

AT AUBURN

- Made 17 starts as a sophomore, appearing in 21 games
- Recorded an SEC-high 19 points against Arkansas in 2019-20
- Played in 25 games off the bench as a freshman
- Earned SEC Freshman of the Week after dropping 23 points and 5 triples against Alabama State

HIGH SCHOOL

- Rated as a five-star prospect by ESPN Hoopgurlz
- Ranked as the No. 11 point guard in the country by ESPN
- Tabbed as the Georgia Class AAAA Player of the Year as a senior

PERSONAL

- Daughter of Tekeysha Moore and Anthony Waters
- Has four siblings: Patrick Dawes, De'Angelo Dawes, Sky Watters and Kerrington Waters

SEASON GAME-BY-GAME

THE MOORE FILE

BIRTHDAY	APRIL 14, 2000
MAJOR	INTERCOLLEGIATE ATHLETICS ADMIN

OTHER REBELS TO WEAR #1

Shakira Austin	2020-22
Gabby Crawford	2019
Kiara Golden	2014-16

CAREER HIGHS

Points: 27, vs. Southern Illinois (03/16/22)
Rebounds: 6, vs. Indiana (01/16/22)
Assists: 9, vs. Bowling Green (12/13/20)
Steals: 5, vs. Maryland (02/25/21)
Blocks: 2, vs. West Virginia (11/25/21)
Field Goals: 10, vs. Southern Illinois (03/16/22)
Free Throws: 9, vs. Bowling Green (12/13/20)
Three Pointers: 6, at Maryland (12/08/21)

SEASON HIGHS

Points:
Rebounds:
Assists:
Steals:
Blocks:
Field Goals:
Free Throws:
Three Pointers:

SEASON SUPERLATIVES

Double-Figure Points:
Double-Figure Rebounds:
Double-Doubles:
5+ Rebounds:
5+ Assists:
Led Team in Points:
Led Team in Rebounds:
Led Team in Assists:

CAREER STATS

	GP-GS	MIN/AVG	FG-FGA	FG%	3FG-3FGA	3FG%	FT-FTA	FT%	RB/AVG	A	TO	BLK	STL	PTS/AVG
2018-19 (AUB)	25-0	301/12.0	45-147	.306	31-105	.295	10-10	1.000	26/1.0	10	19	1	11	131/5.2
2019-20 (AUB)	21-17	489/23.3	62-197	.315	25-100	.250	32-42	.762	30/1.4	18	44	1	20	181/8.6
2020-21 (PUR)	22-18	566/25.7	101-258	.391	36-112	.321	29-39	.744	43/2.0	39	39	1	25	267/12.1
2021-22 (PUR)	32-1	634/19.8	119-299	.398	42-115	.365	50-60	.833	62/1.9	32	58	8	46	330/10.3
TOTAL	56-52	1990/19.9	327-901	.363	134-432	.310	121-151	.801	161/1.6	99	160	11	82	909/9.1

myah
1 TAYLOR

Olive Branch, Miss. • Olive Branch • Mississippi State

Graduate Student • Guard • 5-7



NOTES

AT MISSISSIPPI STATE

- Concluded her Mississippi State career making 78 consecutive starts
- Her 159 assists as a senior rank as the eighth-most in a single-season at MSU
- Led the SEC in assists per game in 2021-22, ranking 19th nationally with 5.5 dimes per contest
- Named a top-10 finalist for the Nancy Lieberman Point Guard of the Year Award as a redshirt junior
- Earned a spot on the SEC Academic Honor roll for four straight seasons
- Wrapped up her Bulldog career ranked sixth in total assists (445), third in assists per game (3.9) and eighth in total steals (195)

HIGH SCHOOL

- Five-star point guard out of Olive Branch High School
- Top prospect in Mississippi, ranked No. 50 overall and the

No. 15 point guard by ESPN

- Three-time Mississippi Gatorade Player of the Year
- McDonald's All-American Nominee
- Averaged 20.3 points and 7.5 assists as a senior

PERSONAL

- Daughter of John and Cynthia Taylor
- Father was a point guard at Jackson State and her mother ran track for the Tigers

THE TAYLOR FILE

BIRTHDAY	JUNE 4, 1999
MAJOR	INTERCOLLEGIATE ATHLETICS ADMIN
OTHER REBELS TO WEAR #1	
Sarah Dumitrescu	2020-21
Bree Glover	2017-18
Shae Nelson	2010

CAREER HIGHS

Points: 22, at Arkansas (02/11/21)
 Rebounds: 6, 3x, last at Arkansas (01/29/23)
 Assists: 11, vs. Alabama State (11/09/21)
 Steals: 7, 2x, last at Alabama (01/06/22)
 Blocks: 2, 3x, last at Tennessee (02/24/22)
 Field Goals: 8, 2x, last at Arkansas (02/11/21)
 Free Throws: 5, 2x last at Temple (12/22/22)
 Three Pointers: 6, at Maryland (12/08/21)

SEASON HIGHS

Points: 11, at Georgia (01/12/23)
 Rebounds: 6, at Arkansas (01/29/23)
 Assists: 8, 3x, last at Georgia (01/12/23)
 Steals: 5, vs. SEMO (11/10/22)
 Blocks: 1, at Mississippi St. (01/01/23)
 Field Goals: 5, at Georgia (01/12/23)
 Free Throws: 5, at Temple (12/21/22)
 Three Pointers: 2, vs. Utah (11/23/22)

SEASON SUPERLATIVES

Double-Figure Points: 3x, last at Georgia (01/12/23)
 Double-Figure Rebounds:
 Double-Doubles:
 5+ Rebounds:
 5+Assists: 11x, last vs. Florida (02/05/23)
 Led Team in Points:
 Led Team in Rebounds:
 Led Team in Assists: 12x, last vs. Florida (02/05/23)

SEASON GAME-BY-GAME

Opponent	Date	GS	MIN	Total		3-Pointers		Free throws		Rebounds			PF	A	TO	BLK	STL	PTS	AVG		
				FG-FGA	PCT	3FG-3FGA	PCT	FT-FTA	PCT	OFF	DEF	TOT								AVG	
Kennesaw St.	11/07/2022	*	21:17	1-6	.167	0-3	.000	3-4	.750	1	2	3	3.0	3	6	0	0	1	5	5.0	
Southeast Mo. St.	11/10/2022	*	27:48	3-6	.500	1-3	.333	2-3	.667	1	1	2	2.5	2	8	3	0	5	9	7.0	
at Little Rock	11/13/2022	*	30:00	2-6	.333	0-2	.000	1-2	.500	0	2	2	2.3	0	1	3	0	3	5	6.3	
Southern Miss.	11/16/2022	*	18:08	1-7	.143	0-2	.000	0-0	.000	2	2	4	2.8	4	5	1	0	1	2	5.3	
vs Dayton	11/21/2022	*	32:01	3-12	.250	1-5	.200	0-0	.000	0	2	2	2.6	0	4	4	0	4	7	5.6	
vs Utah	11/23/2022	*	38:32	4-8	.500	2-2	1.000	0-0	.000	2	2	4	2.8	1	5	2	0	1	10	6.3	
Texas Southern	11/28/2022	*	21:09	4-8	.500	1-3	.333	1-2	.500	1	1	2	2.7	0	8	1	0	2	10	6.9	
at Oklahoma	12/04/2022	*	38:53	1-9	.111	0-4	.000	1-2	.500	0	3	3	2.8	1	5	1	0	3	3	6.4	
McNeese	12/17/2022	*	14:33	0-1	.000	0-1	.000	2-2	1.000	0	0	0	2.4	0	2	3	0	0	2	5.9	
at Temple	12/21/2022	*	27:04	1-2	.500	0-0	.000	5-6	.833	1	0	1	2.3	2	5	1	0	2	7	6.0	
Auburn	12/29/2022	*	22:31	3-7	.429	0-0	.000	2-4	.500	0	3	3	2.4	1	5	4	0	1	8	6.2	
at Mississippi St.	01/01/2023	*	28:49	3-9	.333	0-3	.000	0-0	.000	1	0	1	2.3	2	2	3	1	1	6	6.2	
Vanderbilt	01/05/2023	*	24:33	1-4	.250	0-1	.000	2-3	.667	0	0	0	2.1	1	3	1	0	4	4	6.0	
at Texas A&M	01/08/2023	*	27:22	3-6	.500	0-1	.000	1-4	.250	0	2	2	2.1	1	2	0	0	1	7	6.1	
at Georgia	01/12/2023	*	34:58	5-9	.556	0-3	.000	1-1	1.000	1	3	4	2.2	2	8	4	0	2	11	6.4	
Alabama	01/15/2023	*	16:10	0-4	.000	0-2	.000	0-0	.000	1	0	1	2.1	5	1	0	0	0	6.0		
at Auburn	01/22/2023	*	39:51	1-9	.111	0-1	.000	4-4	1.000	1	1	2	2.1	1	1	3	0	4	6	6.0	
Mississippi St.	01/26/2023	*	25:04	2-4	.500	1-1	1.000	2-3	.667	1	2	3	2.2	0	6	2	0	1	7	6.1	
at Arkansas	01/29/2023	*	24:02	4-8	.500	0-1	.000	0-0	.000	1	5	6	2.4	2	2	3	0	0	8	6.2	
at Tennessee	02/02/2023	*	31:07	2-6	.333	0-2	.000	0-0	.000	1	1	2	2.4	1	3	1	0	0	4	6.1	
Florida	02/05/2023	*	22:49	1-2	.500	0-1	.000	1-2	.500	0	3	3	2.4	3	6	4	0	1	3	5.9	
Totals			19	566:42	45-133	.338	6-41	.146	28-42	.667	15	35	50	2.4	32	88	44	1	37	124	5.9

Player Averages

Games Played	Minutes/game	Points/game	FG Pct	3FG Pct	FT Pct	Rebounds/game	Assists/game	Turnovers/game	Assist/Turnover ratio	Steals/game	Blocks/game
21	27.0	5.9	33.8	14.6	66.7	2.4	4.2	2.1	2.0	1.8	0.0

CAREER STATS

SEASON	TEAM	GP-GS	MIN/AVG	FG-FGA	FG%	3FG-3FGA	3FG%	FT-FTA	FT%	OFF	DEF	TOT	AVG	PF-FO	A	TO	BLK	STL	PTS	AVG
2018-19	MSU	34-0	381/11.2	33-89	.371	10-38	.263	26-40	.650	6	23	29	0.9	39-0	57	36	1	24	102	3.0
2019-20	MSU	33-33	846/25.6	70-154	.455	1-7	.143	45-67	.672	5	43	48	1.5	84-4	151	54	3	63	186	5.6
2020-21	MSU	19-19	645/33.9	67-137	.489	28-70	.400	27-40	.675	5	52	57	3.0	34-0	78	33	6	31	189	9.9
2021-22	MSU	29-29	1024/35.3	96-254	.378	19-86	.221	22-56	.393	7	70	77	2.7	66-1	159	72	9	78	233	8.0
2022-23	OM	21-19	567/27.0	45-133	.338	6-41	.146	28-42	.667	15	35	50	2.4	32-1	88	44	1	37	124	5.9
TOTAL FOR OM		21-19	567/27.0	45-133	.338	6-41	.146	28-42	.667	15	35	50	2.4	32-1	88	44	1	37	124	5.9
TOTAL		136-100	3462/25.5	311-767	.405	64-242	.264	148-245	.604	38	223	261	1.9	255-6	533	239	20	233	834	6.1

#2 MARQUESA DAVIS

2 marguesha
DAVIS

McGehee, Ark. • Springdale • Arkansas

Senior* • Guard • 5-8





THE DAVIS FUKU	
BIRTHDAY	MAY 29, 2001
MAJOR	MULTI-DISCIPLINARY STUDIES

OTHER REBELS TO WEAR #2

Tenisha Gist	2001-04
Marlee Hatcher	2018
Lindsay Roy	2004-08
Jonell Williams	2015

CAREER HIGHS

- Points: 20, at Arkansas (01/29/23)
- Rebounds: 11, vs. Oral Roberts (11/25/20)
- Assists: 3, at Little Rock (12/19/20)
- Steals: 5, Oral Roberts (11/25/20)
- Blocks: 2, 2x, last vs. UAPB (12/21/20)
- Field Goals: 7, vs. Southern Miss (11/16/22)
- Free Throws: 8, at Arkansas (01/29/23)
- Three Pointers: 2, 2x, last at Temple (12/21/22)

SEASON HIGHS

- Points: 20 at Arkansas (01/29/23)
- Rebounds: 10, at Tennessee (02/02/23)
- Assists: 2, 7x, last at Auburn (01/22/23)
- Steals: 2, 6x, last at Auburn (01/22/23)
- Blocks: 1, 5x, last at Arkansas (01/29/23)
- Field Goals: 7, vs. Southern Miss (11/16/22)
- Free Throws: 8, at Arkansas (01/29/23)
- Three Pointers: 2, 2x, last at Temple (12-21-22)

SEASON SUPERLATIVES

- Double-Figure Points: 13x, last vs. Florida (02/05/23)
- Double-Figure Rebounds:
- Double-Doubles: 1x, at Tennessee (02/02/23)
- 5+ Rebounds: 11x, last at Tennessee (02/02/23)
- 5+ Assists:
- Led Team in Points: 4x, last at Arkansas (01/29/23)
- Led Team in Rebounds: 1x, at Tennessee (02/02/23)
- Led Team in Assists: 1x, last at Auburn (01/22/23)

NOTES

AT ARKANSAS

- Appeared in seven games as a junior before transferring to Ole Miss
- Scored a season-high 11 points in 2021-22 against Sam Houston
- Averaged 12.1 minutes per game as a sophomore, adding 4.6 points per game off the bench
- Nabbed her lone career double-double as a sophomore against Oral Roberts
- Played in five SEC games as a freshman, and saw action in two SEC Tournament games

- Honored as a First-Team All-USA Arkansas Girls basketball selection as a senior

PERSONAL

- Daughter of Latonya Davis
- Majoring in multi-disciplinary studies

HIGH SCHOOL

- Played high school ball at Springdale, breaking the program's single-season scoring and rebounding records
- Rated as a three-star prospect by ESPN and the No. 28 guard in the nation
- A 2017-18 Gatorade Player of the Year nominee

SEASON GAME-BY-GAME

Opponent	Date	GS	MIN	Total		3-Pointers		Free throws		Rebounds				PF	A	TO	BLK	STL	PTS	AVG	
				FG-FGA	PCT	3FG-3FGA	PCT	FT-FTA	PCT	OFF	DEF	TOT	AVG								
Kennesaw St.	11/07/2022		19:12	0-3	.000	0-0	.000	0-0	.000	1	4	5	5.0	2	0	3	0	0	0	0.0	
Southeast Mo. St.	11/10/2022		17:06	1-4	.250	0-1	.000	5-11	.455	1	4	5	5.0	3	2	3	0	2	7	3.5	
at Little Rock	11/13/2022	*	22:30	6-8	.750	1-3	.333	0-0	.000	2	3	5	5.0	2	0	1	0	1	13	6.7	
Southern Miss.	11/16/2022	*	20:15	7-8	.875	2-2	1.000	0-0	.000	2	2	4	4.8	3	0	0	0	0	16	9.0	
vs Dayton	11/21/2022	*	27:39	4-10	.400	1-3	.333	1-2	.500	2	3	5	4.8	3	0	1	0	2	10	9.2	
vs Utah	11/23/2022	*	32:14	6-16	.375	0-2	.000	6-6	1.000	6	2	8	5.3	4	2	0	0	1	18	10.7	
Texas Southern	11/28/2022	*	21:19	3-4	.750	0-1	.000	2-3	.667	0	2	2	4.9	0	2	2	1	2	8	10.3	
Alabama A&M	11/29/2022	*	23:23	4-9	.444	0-1	.000	0-0	.000	1	2	3	4.6	2	2	0	0	2	8	10.0	
at Oklahoma	12/04/2022	*	13:59	1-2	.500	0-1	.000	1-2	.500	0	3	3	4.4	0	0	2	0	0	3	9.2	
Jacksonville St.	12/11/2022	*	30:52	5-9	.556	1-2	.500	1-2	.500	0	5	5	4.5	1	1	2	0	1	12	9.5	
Jacksonville	12/14/2022	*	29:13	1-6	.167	1-4	.250	1-2	.500	1	1	2	4.3	0	1	1	0	1	4	9.0	
McNeese	12/17/2022	*	20:57	5-7	.714	0-1	.000	4-4	1.000	1	5	6	4.4	2	2	0	1	2	14	9.4	
at Temple	12/21/2022	*	20:59	4-7	.571	2-2	1.000	0-0	.000	1	2	3	4.3	2	1	0	0	1	10	9.5	
Auburn	12/29/2022		16:43	3-8	.375	0-0	.000	0-2	.000	2	3	5	4.4	2	0	1	0	0	6	9.2	
at Mississippi St.	01/01/2023		20:46	0-5	.000	0-2	.000	4-4	1.000	1	5	6	4.5	0	2	1	0	0	4	8.9	
Vanderbilt	01/05/2023		15:59	2-6	.333	1-2	.500	1-2	.500	1	5	6	4.6	5	1	0	1	1	6	8.7	
at Texas A&M	01/08/2023		19:09	4-9	.444	0-0	.000	3-4	.750	2	1	3	4.5	0	0	1	1	1	11	8.8	
at Georgia	01/12/2023		09:27	0-2	.000	0-0	.000	0-0	.000	1	1	2	4.3	2	0	0	0	0	0	8.3	
Alabama	01/15/2023		13:35	3-6	.500	0-1	.000	2-2	1.000	2	2	4	4.3	1	0	3	0	0	8	8.3	
at Auburn	01/22/2023	*	40:46	5-14	.357	0-2	.000	2-2	1.000	1	5	6	4.4	2	2	3	0	2	12	8.5	
Mississippi St.	01/26/2023	*	20:17	6-8	.750	0-0	.000	2-3	.667	1	2	3	4.3	3	1	1	0	0	14	8.8	
at Arkansas	01/29/2023	*	33:30	6-15	.400	0-3	.000	8-12	.667	1	7	8	4.5	1	0	1	1	1	20	9.3	
at Tennessee	02/02/2023	*	26:23	5-11	.455	0-1	.000	1-1	1.000	1	9	10	4.7	1	0	4	0	0	11	9.3	
Florida	02/05/2023	*	19:18	6-8	.750	0-0	.000	3-4	.750	1	2	3	4.7	2	1	3	0	0	15	9.6	
Totals			16	535:29	87-185	.470	9-34	.265	47-68	.691	32	80	112	4.7	43	20	35	5	20	230	9.6

Player Averages

Games Played	Minutes/game	Points/game	FG Pct	3FG Pct	FT Pct	Rebounds/game	Assists/game	Turnovers/game	Assist/Turnover ratio	Steals/game	Blocks/game
24	22.3	9.6	47.0	26.5	69.1	4.7	0.8	1.5	0.6	0.8	0.2

CAREER STATS

SEASON	TEAM	GP-GS	MIN/AVG	FG-FGA	FG%	3FG-3FGA	3FG%	FT-FTA	FT%	OFF	DEF	TOT	AVG	PF-FO	A	TO	BLK	STL	PTS	AVG
2019-20	Ark	18-0	151/8.4	16-45	.356	2-14	.143	11-24	.458	16	21	37	2.1	11-0	5	15	4	7	45	2.5
2020-21	Ark	26-0	310/11.9	43-95	.453	6-20	.300	27-36	.750	12	43	55	2.1	26-0	10	14	6	22	119	4.6
2021-22	Ark	7-1	86/12.2	14-33	.424	1-6	.167	12-18	.667	4	13	17	2.4	10-0	4	4	1	6	41	5.9
2022-23	OM	24-16	535/22.3	87-185	.470	9-34	.265	47-68	.691	32	80	112	4.7	43-1	20	35	5	20	230	9.6
TOTAL FOR OM		24-16	535/22.3	87-185	.470	9-34	.265	47-68	.691	32	80	112	4.7	43-1	20	35	5	20	230	9.6
TOTAL		75-17	1082/14.4	160-358	.447	18-74	.243	97-146	.664	64	157	221	2.9	90-1	39	68	16	55	435	5.8

12 jordan BERRY

New Orleans, La. • Mount Carmel Academy

Senior* • Guard • 5-7

Ole Miss

NOTES

2021-22 (JUNIOR)

- Came off the bench in six games
- Grabbed two rebounds against Mississippi Valley State

2020-21 (SOPHOMORE)

- Appeared in five games
- Dished out a career-high four assists against McNeese

2019-20 (FRESHMAN)

- Played in two games

HIGH SCHOOL

- On four state tournament teams at Mount Carmel Academy, including district and state championship titles in 2016 and a state runner-up finish in 2019
- 2019 Second-Team All-State
- Three-time First-Team All-District
- First-Team All-Metro in 2019
- 2019: 17.0 PPG, 5.0 RPG, 3.7 APG, 3.4 SPG,

.470 FG, .346 3PT, .800 FT

- 1,502 points, 434 rebounds, 350 assists and citizenship, leadership, academic excellence and community service
- Also a two-year varsity letterwinner on the volleyball team that won back-to-back state titles in 2018 and 2019
- Ended career with 575 digs, 501 serve receptions, 50 aces, 17 assists and three kills

PERSONAL

- Daughter of Stacey and Richard Berry
- Class Valedictorian
- Older sister, Taylor, played basketball at Alabama

THE BERRY FILE	
BIRTHDAY	DEC. 19, 2000
MAJOR	CHEMICAL ENGINEERING

OTHER REBELS TO WEAR #12	
Wanda Austin	1978-81
Gail Eaves	1989-92
Gracie Frizzell	2011-15
Barbara Johnson	2018
Erin Newsom	2003
Lindy Noble	1982-83
Kelsey Nutt	2011
Anita Richardson	1986
Kim Rosamond	1995-98
Valerie Rushing	1985
Pam Vandenburg	1975
Kim Ufford	2001-0

CAREER HIGHS
Points: 3, vs. Southern Miss (11/16/22)
Rebounds: 3, vs. McNeese State (11/30/20)
Assists: 4, vs. McNeese State (11/30/20)
Steals: 1, 2x, vs. Southern Miss (11/16/22)
Blocks: --
Field Goals: 1, vs. Southern Miss (11/16/22)
Free Throws: --
Three Pointers: 1, vs. Southern Miss (11/16/22)

SEASON HIGHS
Points: 3, vs. Southern Miss (11/16/22)
Rebounds: 2, vs. Auburn (12/29/22)
Assists: 1, 2x, last vs. Texas Southern (11/28/22)
Steals: 1, 2x, MR vs. Texas Southern (11/28/22)
Blocks: --
Field Goals: 1, vs. Southern Miss (11/16/22)
Free Throws: 1, vs. Auburn (12/29/22)
Three Pointers: 1 vs. Southern Miss (11/16/22)
Double-Figure Points: --

SEASON SUPERLATIVES
Double-Figure Rebounds: --
Double-Doubles: --
5+ Rebounds: --
5+ Assists: --
Led Team in Points: --
Led Team in Rebounds: --
Led Team in Assists: --

SEASON GAME-BY-GAME

Opponent	Date	GS	MIN	Total		3-Pointers		Free throws		Rebounds					PF	A	TO	BLK	STL	PTS	AVG
				FG-FGA	PCT	3FG-3FGA	PCT	FT-FTA	PCT	OFF	DEF	TOT	AVG								
Southeast Mo. St.	11/10/2022		02:46	0-0	.000	0-0	.000	0-0	.000	0	0	0	0.0	0	1	0	0	0	0	0.0	
at Little Rock	11/13/2022		01:13	0-0	.000	0-0	.000	0-0	.000	0	0	0	0.0	0	0	0	0	0	0	0.0	
Southern Miss.	11/16/2022		07:42	1-1	1.000	1-1	1.000	0-0	.000	0	1	1	0.3	2	0	0	0	1	3	1.0	
Texas Southern	11/28/2022		05:41	0-0	.000	0-0	.000	0-0	.000	0	1	1	0.5	0	1	0	0	1	0	0.8	
Alabama A&M	11/29/2022		05:37	0-0	.000	0-0	.000	0-0	.000	0	1	1	0.6	1	0	0	0	0	0	0.6	
Jacksonville St.	12/11/2022		01:48	0-0	.000	0-0	.000	0-0	.000	0	0	0	0.5	0	0	0	0	0	0	0.5	
McNeese	12/17/2022		02:50	0-1	.000	0-0	.000	0-0	.000	0	0	0	0.4	0	0	0	0	0	0	0.4	
Auburn	12/29/2022		02:48	0-0	.000	0-0	.000	1-2	.500	1	1	2	0.6	1	0	1	0	0	1	0.5	
Vanderbilt	01/05/2023		02:20	0-0	.000	0-0	.000	0-0	.000	0	0	0	0.6	0	0	0	0	0	0	0.4	
Florida	02/05/2023		02:21	0-0	.000	0-0	.000	0-0	.000	0	0	0	0.5	0	0	0	0	0	0	0.4	
Totals			0 35:06	1-2	.500	1-1	1.000	1-2	.500	1	4	5	0.5	4	2	1	0	2	4	0.4	

Player Averages

Games Played	Minutes/game	Points/game	FG Pct	3FG Pct	FT Pct	Rebounds/game	Assists/game	Turnovers/game	Assist/Turnover ratio	Steals/game	Blocks/game
10	3.5	0.4	50.0	100.0	50.0	0.5	0.2	0.1	2.0	0.2	0.0

CAREER STATS

SEASON	TEAM	GP-GS	MIN/AVG	FG-FGA	FG%	3FG-3FGA	3FG%	FT-FTA	FT%	OFF	DEF	TOT	AVG	PF-FO	A	TO	BLK	STL	PTS	AVG
2019-20	OM	2-0	16/7.9	0-4	.000	0-2	.000	0-0	.000	0	1	1	0.5	0-0	0	1	0	1	0	0.0
2020-21	OM	5-0	29/5.7	0-4	.000	0-4	.000	0-0	.000	1	3	4	0.8	2-0	4	3	0	1	0	0.0
2021-22	OM	6-0	12/2.1	0-2	.000	0-2	.000	0-0	.000	1	2	3	0.5	1-0	0	1	0	0	0	0.0
2022-23	OM	9-0	33/3.6	1-2	.500	1-1	1.000	1-2	.500	1	4	5	0.6	4-0	2	1	0	2	4	0.4
TOTAL		22-0	89/4.1	1-12	.083	1-9	.111	1-2	.500	3	10	13	0.6	7-0	6	6	0	4	4	0.2

avanna
20 THOMPSON

Desoto, Texas • Desoto
Freshman • Guard • 6-1

NOTES

- HIGH SCHOOL**
- Member of the No. 11 ranked team nationally at Desoto in 2021
 - McDonalds All-America honoree
 - Member of the 28-2 team in 2021, winning Desoto's first 6A State Title in program history
 - Ranked as a four-star prospect and the No. 8 Texas by ESPN
 - Named to the TABC All-State team in 2021

- PERSONAL**
- Nickname is Yanna
 - Sister Ash'a is a sophomore guard at Houston

THE THOMPSON FILE

BIRTHDAY	JUNE 9, 2004
MAJOR	ART
OTHER REBELS TO WEAR #20	
Ashley Johnson	2003-06
Kayla Melson	2007-10
Madinah Muhammad	2016-18
Glenda Springfield	1976-79
Nikki Williams	1993-94

CAREER HIGHS

Points: 10, vs. Texas Southern (11/28/22)
Rebounds: 8, vs. Alabama A&M (11/29/22)
Assists: 1, 4x, last vs. Alabama (01/15/23)
Steals: 1, 2x, last at Arkansas (01/29/23)
Blocks:
Field Goals: 4, 2x, last at Arkansas (01/29/23)
Free Throws: 2, vs. Texas Southern (11/28/22)
Three Pointers: 3, vs. Texas Southern (11/28/22)

SEASON HIGHS

Points: 10, vs. Texas Southern (11/28/22)
Rebounds: 8, vs. Alabama A&M (11/29/22)
Assists: 1, 4x, last vs. Alabama (01/15/23)
Steals: 1, 2x, last at Arkansas (01/29/23)
Blocks:
Field Goals: 4, 2x, last at Arkansas (01/29/23)
Free Throws: 2, vs. Texas Southern (11/28/22)
Three Pointers: 2, vs. Texas Southern (11/28/22)

SEASON GAME-BY-GAME

Opponent	Date	GS	MIN	Total		3-Pointers		Free throws		Rebounds				PF	A	TO	BLK	STL	PTS	AVG	
				FG-FGA	PCT	3FG-3FGA	PCT	FT-FTA	PCT	OFF	DEF	TOT	AVG								
Kennesaw St.	11/07/2022		18:33	1-3	.333	0-0	.000	0-0	.000	1	1	2	2.0	4	1	1	0	0	2	2.0	
Southeast Mo. St.	11/10/2022		10:01	1-1	1.000	0-0	.000	0-0	.000	0	0	0	1.0	3	0	2	0	0	2	2.0	
at Little Rock	11/13/2022		07:29	0-1	.000	0-1	.000	0-0	.000	0	0	0	0.7	4	0	0	0	0	1.3		
Southern Miss.	11/16/2022		18:07	1-4	.250	0-3	.000	0-0	.000	0	0	0	0.5	2	0	1	0	0	2	1.5	
vs Dayton	11/21/2022		10:10	0-2	.000	0-1	.000	0-0	.000	0	0	0	0.4	0	0	0	0	0	1.2		
Texas Southern	11/28/2022		14:50	3-5	.600	2-4	.500	2-2	1.000	2	1	3	0.8	3	0	0	0	0	10	2.7	
Alabama A&M	11/29/2022		15:27	1-5	.200	1-3	.333	0-0	.000	4	4	8	1.9	3	0	2	0	0	3	2.7	
at Oklahoma	12/04/2022		05:56	0-2	.000	0-2	.000	0-0	.000	0	0	0	1.6	2	0	1	0	0	2.4		
Jacksonville St.	12/11/2022		09:50	0-0	.000	0-0	.000	0-0	.000	0	1	1	1.6	3	1	0	0	0	2.1		
McNeese	12/17/2022		13:24	2-4	.500	1-2	.500	0-0	.000	1	1	2	1.6	3	1	1	0	0	5	2.4	
at Temple	12/21/2022		13:21	1-4	.250	1-4	.250	0-0	.000	0	0	0	1.5	0	0	0	0	0	3	2.5	
Auburn	12/29/2022		19:26	4-8	.500	0-2	.000	0-0	.000	2	3	5	1.8	3	1	1	0	0	8	2.9	
at Mississippi St.	01/01/2023		02:18	0-0	.000	0-0	.000	0-0	.000	0	0	0	1.6	0	0	0	0	0	2.7		
Vanderbilt	01/05/2023		19:33	2-3	.667	1-2	.500	0-0	.000	0	0	0	1.5	1	0	1	0	0	5	2.9	
at Texas A&M	01/08/2023		07:51	0-4	.000	0-2	.000	0-0	.000	2	0	2	1.5	0	0	0	1	0	2.7		
at Georgia	01/12/2023		06:59	0-2	.000	0-0	.000	0-0	.000	0	0	0	1.4	0	0	2	0	0	2.5		
Alabama	01/15/2023		05:48	0-1	.000	0-1	.000	0-0	.000	0	0	0	1.4	1	1	0	0	0	2.4		
at Auburn	01/22/2023		04:40	1-2	.500	0-1	.000	1-2	.500	0	0	0	1.3	3	0	1	0	0	3	2.4	
Mississippi St.	01/26/2023		08:38	2-2	1.000	1-1	1.000	0-0	.000	0	0	0	1.2	1	0	2	0	0	5	2.5	
at Arkansas	01/29/2023		19:58	4-9	.444	0-2	.000	0-0	.000	4	0	4	1.4	2	1	2	0	1	8	2.8	
at Tennessee	02/02/2023		10:18	1-1	1.000	1-1	1.000	0-0	.000	0	0	0	1.3	2	0	0	0	0	3	2.8	
Florida	02/05/2023		11:45	1-3	.333	1-1	1.000	0-0	.000	2	1	3	1.4	3	0	2	0	0	3	2.8	
Totals			0	254:22	25-66	.379	9-33	.273	3-4	.750	18	12	30	1.4	43	6	19	0	2	62	2.8

Player Averages

Games Played	Minutes/game	Points/game	FG Pct	3FG Pct	FT Pct	Rebounds/game	Assists/game	Turnovers/game	Assist/Turnover ratio	Steals/game	Blocks/game
22	11.6	2.8	37.9	27.3	75.0	1.4	0.3	0.9	0.3	0.1	0.0

SEASON SUPERLATIVES

- Double-Figure Points: 1x vs. Texas Southern (11/28/22)
Double-Figure Rebounds:
Double-Doubles:
5+ Rebounds: 2x vs. Auburn (12/29/22)
5+ Assists:
Led Team in Points:
Led Team in Rebounds:
Led Team in Assists:

CAREER STATS

SEASON	TEAM	GP-GS	MIN/AVG	Field Goals		3-Point		F-Throws		Rebounds				Scoring						
				FG-FGA	FG%	3FG-3FGA	3FG%	FT-FTA	FT%	OFF	DEF	TOT	AVG	PF-FO	A	TO	BLK	STL	PTS	AVG
2022-23	OM	22-0	254/11.6	25-66	.379	9-33	.273	3-4	.750	18	12	30	1.4	43-0	6	19	0	2	62	2.8
TOTAL		22-0	254/11.6	25-66	.379	9-33	.273	3-4	.750	18	12	30	1.4	43-0	6	19	0	2	62	2.8

23

elauna
EATON

Helena, Ark. • Nettleton • Arkansas

Redshirt Sophomore • Guard • 6-0



NOTES

AT ARKANSAS

- Appeared in 28 games, earning two starts as a redshirt freshman
- Reached double-figures in three games
- Scored a career-best 15 points and seven rebounds against UAPB

HIGH SCHOOL

- Named the Arkansas Democrat-Gazette's Player of the Year as a senior
- Earned AAA 5A All-State honors in 2019 and 2018
- Rated as the No. 9 guard and the No. 41 overall player in the nation

PERSONAL

- Daughter of Michelle and Rudolph Eaton

SEASON GAME-BY-GAME

Opponent	Date	GS	MIN	Total		3-Pointers		Free throws		Rebounds				PF	A	TO	BLK	STL	PTS	AVG
				FG-FGA	PCT	3FG-3FGA	PCT	FT-FTA	PCT	OFF	DEF	TOT	AVG							
Kennesaw St.	11/07/2022	05:55	0-1	.000	0-1	.000	0-0	.000	0	0	0	0.0	1	0	0	0	0	0	0	0.0
Southeast Mo. St.	11/10/2022	11:24	1-1	1.000	1-1	1.000	0-0	.000	0	1	1	0.5	0	1	0	0	0	3	1.5	
at Little Rock	11/13/2022	08:50	2-3	.667	2-3	.667	0-0	.000	0	0	0	0.3	2	0	3	0	0	6	3.0	
Southern Miss.	11/16/2022	14:33	1-6	.167	1-5	.200	0-0	.000	0	0	0	0.3	2	0	1	0	2	3	3.0	
vs Dayton	11/21/2022	00:27	0-0	.000	0-0	.000	0-0	.000	0	0	0	0.2	0	0	0	0	0	0	2.4	
Texas Southern	11/28/2022	08:01	2-4	.500	1-3	.333	0-0	.000	1	2	3	0.7	1	0	0	0	0	5	2.8	
Alabama A&M	11/29/2022	20:11	2-4	.500	2-3	.667	0-0	.000	0	2	2	0.9	1	0	0	0	0	6	3.3	
at Oklahoma	12/04/2022	14:41	1-4	.250	1-4	.250	0-0	.000	0	2	2	1.0	1	0	1	0	0	3	3.3	
Jacksonville St.	12/11/2022	03:52	0-2	.000	0-1	.000	0-0	.000	0	0	0	0.9	0	0	0	0	0	0	2.9	
McNeese	12/17/2022	14:03	1-6	.167	1-4	.250	0-0	.000	0	0	0	0.8	2	1	1	0	0	3	2.9	
at Temple	12/21/2022	01:35	0-1	.000	0-1	.000	0-0	.000	0	0	0	0.7	0	0	2	0	0	0	2.6	
Auburn	12/29/2022	04:57	0-2	.000	0-1	.000	0-0	.000	0	0	0	0.7	0	0	0	0	0	0	2.4	
at Mississippi St.	01/01/2023	10:12	1-3	.333	1-3	.333	0-0	.000	0	1	1	0.7	2	0	1	0	1	3	2.5	
Vanderbilt	01/05/2023	09:06	1-2	.500	1-1	1.000	0-0	.000	0	0	0	0.6	1	1	0	0	0	3	2.5	
at Texas A&M	01/08/2023	01:57	0-0	.000	0-0	.000	0-0	.000	0	0	0	0.6	0	0	0	0	0	0	2.3	
Alabama	01/15/2023	06:48	1-2	.500	1-2	.500	0-0	.000	0	0	0	0.6	0	0	0	0	0	3	2.4	
at Auburn	01/22/2023	13:04	0-2	.000	0-1	.000	2-2	1.000	1	2	3	0.7	0	1	0	1	0	2	2.4	
Mississippi St.	01/26/2023	03:25	1-1	1.000	1-1	1.000	0-0	.000	0	0	0	0.7	0	0	1	0	0	3	2.4	
Florida	02/05/2023	06:08	0-3	.000	0-1	.000	0-0	.000	1	0	1	0.7	0	0	0	0	0	0	2.3	
Totals		0	159:08	14-47	.298	13-36	.361	2-2	1.000	3	10	13	0.7	13	4	10	1	3	43	2.3

Player Averages

Games Played	Minutes/game	Points/game	FG Pct	3FG Pct	FT Pct	Rebounds/game	Assists/game	Turnovers/game	Assist/Turnover ratio	Steals/game	Blocks/game
19	8.4	2.3	29.8	36.1	100.0	0.7	0.2	0.5	0.4	0.2	0.1

THE EATON FILE

BIRTHDAY	MARCH 5, 2002
MAJOR	MULTI-DISCIPLINARY STUDIES

OTHER REBELS TO WEAR #23

LaTosha Laws	2009-12
Joyce Meek	1973-75
Kylia Morrison	1987-90
Stephanie Murphy	1998-01
Sandra Newborn	1982-83

CAREER HIGHS

- Points: 15, vs. UAPB (11/12/21)
- Rebounds: 7, vs. UAPB (11/10/22)
- Assists: 1, 6x, last vs. SEMO (11/10/22)
- Steals: 2, 2x, last vs. Southern Miss (11/16/22)
- Blocks: 1, vs. Central Arkansas (12/18/21)
- Field Goals: 4, 2x, last vs. Little Rock (12/12/21)
- Free Throws: 5, vs. Tarleton State (11/10/21)
- Three Pointers: 4, vs. UAPB (11/21/21)

SEASON HIGHS

- Points: 6, 2x, last vs. Alabama A&M (11/29/22) (11/29/22)
- Rebounds: 3, 2x last at Auburn (01/22/23)
- Assists: 1, 3x, last vs. Vanderbilt (01/05/23)
- Steals: 2, vs. Southern Miss (11/16/22)
- Blocks:
 - Field Goals: 2, 2x, last vs. Alabama A&M (11/29/22)
 - Free Throws: 2, at Auburn (01/22/23)
 - Three Pointers: 2, at Little Rock (11/13/22)

SEASON SUPERLATIVES

- Double-Figure Points:
- Double-Figure Rebounds:
- Double-Doubles:
- 5+ Rebounds:
- 5+ Assists:
- Led Team in Points:
- Led Team in Rebounds:
- Led Team in Assists:

CAREER STATS

SEASON	TEAM	GP-GS	MIN/AVG	FG-FGA	FG%	3FG-3FGA	3FG%	FT-FTA	FT%	OFF	DEF	TOT	AVG	PF	FO	A	TO	BLK	STL	PTS	AVG
2021-22	Ark	28-2	390/13.9	28-95	.295	26-81	.321	15-18	.833	2	33	35	1.3	23-0	5	13	1	6	97	3.5	
2022-23	OM	15-0	130/8.6	12-39	.308	11-31	.355	0-0	.000	1	8	9	0.6	13-0	3	9	0	3	35	2.3	
TOTAL FOR OM		15-0	130/8.6	12-39	.308	11-31	.355	0-0	.000	1	8	9	0.6	13-0	3	9	0	3	35	2.3	
TOTAL		43-2	519/12.1	40-134	.299	37-112	.330	15-18	.833	3	41	44	1.0	36-0	8	22	1	9	132	3.1	

madison SCOTT 24 Indian Head, Md. • Bishop McNamara Junior • Forward • 6-1 Ole Miss

NOTES

2021-22 (SOPHOMORE)

- Started in all 32 games last season
Had a career-best performance with 21 points against Jackson State
15 games with 10 plus points
Shot a perfect 8-of-8 at Cincinnati, to become the only Rebel in the last 20 years to shoot 1.000 with eight or more attempts in a game

2020-21 (FRESHMAN)

- Named the SEC Freshman of the year, the first for Ole Miss since 2003-04 (Armintie Price)
Six-time SEC Freshman of the Week, one of three six time winners ever
Led SEC freshmen in rebounding, averaging 7.1 boards per game
Scored in double-digits in 13 games, including seven double-doubles, 12 games with at least seven boards

HIGH SCHOOL

- ESPN 5-star rated recruit (No. 13 overall)
No. 2 wing player nationally by ESPN
McDonald's All-American (first in Ole Miss .570 FG her senior season women's basketball history)
Naismith High School Girls Trophy Watch List
Jordan Brand All-American
2020 Washington Post Metro Women's Basketball Player of the Year
2020 WBCA High School All-America Honorable Mention
2020 WCAC Player of the Year
Led Bishop McNamara to 2020 WCAC title
'She Got Game' Tournament MVP

PERSONAL

- Has three siblings: London, Summer and Zion
Dean's List throughout entire high school career

THE SCOTT FILE BIRTHDAY DEC. 27, 2001 MAJOR PSYCHOLOGY OTHER REBELS TO WEAR #24

Table listing other Rebels to wear #24: Chandra Dorsey 1998-01, Shannon Dozier 2019, Bretta Hart 2014-17, Jackie Martin 1988-89-90, 1992, B.B. Manuel 1993-94, Armintie Price 2004-07, Sheila Sullivan 1974-77, Myra Williams 1984-87, Connie Winstead 1979

CAREER HIGHS Points: 21, vs. Jackson State (11/23/21) Rebounds: 17, vs. Jacksonville (12/14/22) Assists: 6, vs. Mississippi St. (01/26/23) Steals: 6, vs. Belmont (11/11/21) Blocks: 4, 3x, last at Auburn (01/22/23) Field Goals: 8, 4x, last at Georgia (01/12/23) Free Throws: 8, 3x, last at Auburn (01/22/23) Three Pointers: --

SEASON GAME-BY-GAME

SEASON HIGHS Points: 19, vs. Jacksonville (12/14/22) Rebounds: 17, vs. Jacksonville (12/14/22) Assists: 6, vs. Mississippi St. (01/26/23) Steals: 4, at Georgia (01/12/23) Blocks: 4, at Auburn (01/22/23) Field Goals: 8, 3x, last at Georgia (01/12/23) Free Throws: 8, 2x, last at Auburn (01/22/23) Three Pointers:

SEASON SUPERLATIVES Double-Figure Points: 17x, last vs. Florida (02/05/23) Double-Figure Rebounds: 12x, last at Arkansas (01/29/23) Double-Doubles: 8x, last at Arkansas (01/29/23) 5+ Rebounds: 20x, last vs. Florida (02/05/23) Led Team in Points: 4x, last at Temple (12/21/22) Led Team in Rebounds: 14x, last at Arkansas (01/29/23) Led Team in Assists: 5x, last at Arkansas (01/29/23)

Table with columns: Opponent, Date, GS, MIN, FG-FGA, PCT, 3-Pointers, Free throws, Rebounds, PF, A, TO, BLK, STL, PTS, AVG. Includes data for various opponents like Kennesaw St., Southeast Mo. St., etc.

Player Averages

Table with columns: Games Played, Minutes/game, Points/game, FG Pct, 3FG Pct, FT Pct, Rebounds/game, Assists/game, Turnovers/game, Assist/Turnover ratio, Steals/game, Blocks/game. Row for 24 games.


CAREER STATS

Table with columns: SEASON, TEAM, GP-GS, MIN/AVG, FG-FGA, FG%, 3FG-3FGA, 3FG%, FT-FTA, FT%, OFF, DEF, TOT, AVG, PF-FO, A, TO, BLK, STL, PTS, AVG. Includes rows for 2020-21, 2021-22, 2022-23, and a TOTAL row.

RADIO/TV ROSTER




0 BROOKE MOORE
Gr. • G • 5-7



1 MYAH TAYLOR
Gr. • G • 5-7



2 MARQUESHA DAVIS
Sr.* • G • 6-0



5 SNUDDA COLLINS
Jr. • F • 6-1




10 DESTINY SALARY
Jr. • G • 6-0




12 JORDAN BERRY
Sr.* • G • 5-7




15 ANGEL BAKER
Sr. • G • 5-8



20 AYANNA THOMPSON
Fr. • G • 6-1



22 TYIA SINGLETON
Sr* . • F • 6-2



23 ELAUNA EATON
R-So. • G • 6-0



24 MADISON SCOTT
Jr. • F • 6-1



32 RITA IGBOKWE
Sr* . • C • 6-4




YOLETT MCPHEE-MCCUIN
HEAD COACH



CHRIS AYERS
ASSISTANT COACH



BOJAN JANKOVIC
ASSISTANT COACH



JAIDA WILLIAMS
ASSISTANT COACH