



KENTUCKY

2022-23 MEN'S BASKETBALL



8 NATIONAL CHAMPIONSHIPS | 49 SEC TITLES | 31 SEC TOURNAMENT CHAMPIONSHIPS | 56 ALL-AMERICANS | 136 NBA DRAFT PICKS

NR/RV AUBURN (19-9, 9-6) at RV/RV KENTUCKY (19-9, 10-5)

Saturday, Feb. 25 • 4 p.m. ET • Rupp Arena at Central Bank Center (20,500) • Lexington, Ky.

#GoBigBlue • #LaFamilia • @KentuckyMBB

THE MATCHUP

Series Breakdown

- Overall - UK, 96-23
- At Lexington - UK, 50-2
- Calipari vs. AU - 13-6
- Pearl vs. UK - 10-16
- Current UK Streak - L1

John Calipari	Bruce Pearl
Overall Record: 829-250*	Overall Record: 633-252*
Record at UK: 384-110	Record at AU: 171-107
Overall Seasons: 31st	Overall Seasons: 28th
at Kentucky: 14th	at Auburn: 9th

*on-court record *Division I wins

BY THE NUMBERS

49	SEC regular-season titles in program history
31	SEC Tournament championships
11.4	Livingston's points per game over his last five
.362	Kentucky's SEC-leading 3-point percentage

TALE OF THE TAPE

UK	STATISTIC	AU
74.6	Points Per Game	72.7
38.4	Rebounds PG	37.5
15.8	Assists PG	14.5
3.9	Blocks PG	5.6
6.4	Steals PG	8.1
11.5	Turnovers PG	12.6
.459	FG Pct.	.440
.362	3-Pt FG Pct.	.301
.696	FT Pct.	.707
1.4	Assist-to-TO Ratio	1.2

A UK WIN WOULD ...

- Move UK to 51-2 against the Tigers in games played in Lexington
- Be the 20th win in a row for the Wildcats over Auburn in Lexington
- Improve Kentucky to 316-62 against unranked foes under Calipari
- Push Kentucky's record to 14-3 at home this season

LAST GAME'S STARTERS



22

CASON WALLACE

6-4 • 193 • GUARD • FRESHMAN
DALLAS | RICHARDSON HIGH SCHOOL

Averaging 11.7 points, 3.6 rebounds, 4.1 assists and 1.9 steals per game | Tied single-game UK record with eight steals vs. Michigan State | Has 15 double-figure scoring efforts | Three-time SEC Freshman of the Week selection




12

ANTONIO REEVES

6-5 • 205 • GUARD • SENIOR
CHICAGO | ILLINOIS STATE UNIVERSITY

Averaging 13.1 points per game | Has a team-high 64 made 3-pointers and owns 17 games with multiple made 3s | Scored in double-figures in 21 games | Scored 20 or more points in six games




24

CHRIS LIVINGSTON

6-6 • 220 • FORWARD • SOPHOMORE
AKRON, OHIO | OAK HILL ACADEMY

Averaging 6.4 points and 3.7 rebounds per game | Six double-digit scoring efforts, including four in last five played | Double-double (10 pts, 15 rebs.) at UF | Named SEC Freshman of the Week on Feb. 20




0

JACOB TOPPIN

6-9 • 205 • FORWARD • SENIOR
BROOKLYN, N.Y. | UNIVERSITY OF RHODE ISLAND

Averaging 12.1 points and 6.6 rebounds per game | Scored a career-high 24 points and added seven boards in the win over Louisville | Recorded six double-doubles and 19 double-figure scoring contests, including 11 straight



34

OSCAR TSHIEBWE

6-9 • 260 • FORWARD • SENIOR
LUBUMBASHI, D.R. OF THE CONGO | WEST VIRGINIA UNIV.

Averaging 16.2 points and 12.7 rebounds per game | Has a league-best 15 double-doubles | Went for career-high 37 points while grabbing 24 boards vs. Georgia on Jan. 17 | Eclipsed 1,000 career points for UK in win at Florida

STATS LEADERS

POINTS PER GAME	
UK Oscar Tshiebwe	16.2
AU Johni Broome	14.1
REBOUNDS PER GAME	
UK Oscar Tshiebwe	12.7
AU Johni Broome	8.9
ASSISTS PER GAME	
UK Sahvir Wheeler	5.6
AU Wendell Green Jr.	4.3
STEALS PER GAME	
UK Cason Wallace	1.9
AU Wendell Green Jr.	1.7
BLOCKS PER GAME	
UK Ugonna Onyenso	1.1
AU Johni Broome	2.5
3-POINTERS	
UK Antonio Reeves	64
AU Wendell Green Jr.	35
FIELD-GOAL PERCENTAGE (min. 100 att.)	
UK Oscar Tshiebwe	.562
AU Johni Broome	.528
FREE-THROW PERCENTAGE (min. 40 att.)	
UK Chris Livingston	.795
AU Wendell Green Jr.	.818

NEED TO KNOW

Kentucky has played just 13 games at full strength this season. Sahvir Wheeler has missed the last five games with a right ankle injury and CJ Fredrick has sat out the last four with a rib injury. They're both considered day to day.

Oscar Tshiebwe ranks eighth all-time in program history with 844 total rebounds. Tshiebwe eclipsed 1,000 career points in his UK career in the win at Florida, becoming the 61st player to achieve the feat.

Reigning SEC Freshman of the Week Chris Livingston has averaged 11.4 points and 7.6 boards in his last five games, tallying double-doubles against No. 10 Tennessee and at Florida.

Jacob Toppin has scored in double-figures in 11 straight games. Over those 11 games, Toppin is averaging 14.4 points, 7.0 rebounds and 2.5 assists per game. He's shooting 52.9% from the floor and 47.1% from distance.

SCHEDULE

NOVEMBER

7	4/4	-/-	HOWARD	SECN	W, 95-63
11	4/4	-/-	DUQUESNE ¹	SECN	W, 77-52
15	4/4	RV/RV	vs. Michigan State ²	ESPN	L, 86-77 ^{NOT}
17	4/4	-/-	SOUTH CAROLINA STATE ³	SECN	W, 106-63
20	4/4	2/2	at Gonzaga	ESPN	L, 88-72
23	15/13	-/-	NORTH FLORIDA ⁴	SECN+	W, 96-56
29	19/18	-/-	BELLARMINE	SECN+	W, 60-41

DECEMBER

4	19/18	RV/RV	vs. Michigan ³	ABC	W, 73-69
10	16/16	-/-	YALE	SECN	W, 69-59
17	13/13	16/14	vs. UCLA ⁴	CBS	L, 63-53
21	19/16	-/-	FLORIDA A&M ⁵	SECN	W, 88-68
28	19/17	RV/RV	at Missouri*	SECN	L, 89-75
31	19/17	-/-	LOUISVILLE	CBS	W, 86-63

JANUARY

3	RV/25	RV/RV	LSU*	ESPN	W, 74-71
7	RV/25	7/7	at Alabama*	ESPN	L, 78-52
10	NR/RV	-/-	SOUTH CAROLINA*	ESPN2	L, 71-68
14	NR/RV	5/5	at Tennessee*	ESPN	W, 63-56
17	NR/RV	-/-	GEORGIA*	ESPN	W, 85-71
21	NR/RV	RV/RV	TEXAS A&M*	ESPN	W, 76-67
24	RV/RV	-/-	at Vanderbilt*	SECN	W, 69-53
28	RV/RV	9/9	KANSAS ⁶	ESPN	L, 77-68
31	-/-	-/-	at Ole Miss*	ESPN	W, 75-66

FEBRUARY

4	-/-	-/-	FLORIDA*	ESPN	W, 72-67
7	RV/RV	RV/NR	ARKANSAS*	ESPN	L, 86-73
11	RV/RV	-/-	at Georgia*	ESPN	L, 75-68
15	-/-	-/-	at Mississippi State*	SECN	W, 71-68
18	-/-	10/11	TENNESSEE*	CBS	W, 66-54
22	RV/RV	-/-	at Florida*	ESPN	W, 82-74
25	RV/RV	NR/RV	AUBURN*	CBS	4 p.m.

MARCH

1	-/-	-/-	VANDERBILT*	SECN	7 p.m.
4	-/-	-/-	at Arkansas*	CBS	2 p.m.

All times Eastern | *SEC conference game | HOME GAMES IN CAPS

¹ Tribute Classic presented by Kentucky Tourism (Rupp Arena | Lexington, Ky.)

² Champions Classic (Gainbridge Fieldhouse | Indianapolis)

³ Hall of Fame Game (O2 Arena | London, England)

⁴ CBS Sports Classic (Madison Square Garden | New York)

⁵ Unity Series (Rupp Arena | Lexington, Ky.)

⁶ SEC/Big 12 Challenge (Rupp Arena | Lexington, Ky.)

BROADCAST INFO

TELEVISION

Play-by play: Kevin Harlan
Analyst: Dan Bonner



HOME RADIO

Play-by play: Tom Leach
Analyst: Jack Givens



SATELLITE RADIO

Sirius: 381
SXM App: 971



TV CHART

							
0 JACOB TOPPIN	1 CJ FREDRICK	2 SAHVIR WHEELER	3 ADOU THIERO	4 DAIMION COLLINS	12 ANTONIO REEVES	13 GRANT DARBYSHIRE	14 BRENNAN CANADA
Senior Forward 6-9 205 Brooklyn, N.Y. Univ. of Rhode Island @jtoppin0 @jtoppin_0	RS Senior Guard 6-3 185 Cincinnati University of Iowa @cj_fredrick @cj_fredrick5	Senior Guard 5-9 180 Houston University of Georgia @sahvir_ @sahvir_ (sah-VEER)	Freshman Guard 6-6 200 Leetsdale, Pa. Quaker Valley HS @Adou_Thiero @Adou_Thiero (ah-DO THEE-air-oh)	Sophomore Forward 6-9 210 Atlanta, Texas Atlanta High School @CollinsDaimion @daimionfmetx	Senior Guard 6-5 205 Chicago Illinois State Univ. @TonioReeves @tonioreeves	Freshman Guard 6-2 190 Cincinnati Sycamore HS @GrantDarbyshire @grant_d_13	Senior Forward 6-5 205 Mount Sterling, Ky. George Rogers Clark HS @brennanc14 @brennanc14

						
21 WALKER HORN	22 CASON WALLACE	24 CHRIS LIVINGSTON	25 KAREEM WATKINS	33 UGONNA ONYENSO	34 OSCAR TSHIEBWE	55 LANCE WARE
Freshman Guard 6-3 200 Austin, Texas Westlake HS @walkerhorn_ @walkerhorn_	Freshman Guard 6-4 193 Dallas Richardson HS @wallace_cason @cason.wallace	Freshman Forward 6-6 220 Akron, Ohio Oak Hill Academy @_chrisliv24 @chris_livingston	Junior Guard 5-8 175 Camden, N.J. Kingsway Regional HS @reemwat	Freshman Forward 6-11 225 Owerri, Imo State, Nigeria Putnam Science Acad. @onyensokingsle3 @kingsugo_ (000-GAH-na ON-yen-so)	Senior Forward 6-9 260 Lubumbashi, D.R. of the Congo West Virginia Univ. @Oscartshiebwe34 @oscar_tshiebwe (SHEE-bway)	Junior Forward 6-9 235 Camden, N.J. Camden HS @lanceware55 @lance.ware

				
JOHN CALIPARI	BRUISER FLINT	ORLANDO ANTIGUA	CHIN COLEMAN	K.T. TURNER
Head Coach 14th Season @UKCoachCalipari @ukcoachcalipari (cal-uh-PEAR-ee)	Assoc. to the HC Third season at UK Second season as associate to the head coach @brufint14	Associate Coach Seventh season at UK Second season as associate @CoachAntigua @coachantigua	Assistant Coach Second season at UK Second season as assistant	Assistant Coach First season at UK First season as assistant @CoachKTTurner @coach_kt_turner

Alphabetical Roster

NO.	NAME	POS.	HT.	WT.	CL.	HOMETOWN (PREVIOUS SCHOOL)
14	Brennan Canada	F	6-5	205	Sr.	Mount Sterling, Ky. (George Rogers Clark High School)
4	Daimion Collins	F	6-9	210	So.	Atlanta, Texas (Atlanta High School)
13	Grant Darbyshire	G	6-2	190	Fr.	Cincinnati (Sycamore High School)
1	CJ Fredrick	G	6-3	185	RS-Sr.	Cincinnati (University of Iowa)
21	Walker Horn	G	6-3	200	Fr.	Austin, Texas (Westlake High School)
24	Chris Livingston	F	6-6	220	Fr.	Akron, Ohio (Oak Hill Academy)
33	Ugonna Onyenso	F	6-11	225	Fr.	Owerri, Imo State, Nigeria (Putnam Science Academy)
12	Antonio Reeves	G	6-5	205	Sr.	Chicago (Illinois State University)
3	Adou Thiero	G	6-6	200	Fr.	Leetsdale, Pa. (Quaker Valley High School)
0	Jacob Toppin	F	6-9	205	Sr.	Brooklyn, N.Y. (University of Rhode Island)
34	Oscar Tshiebwe	F	6-9	260	Sr.	Lubumbashi, Democratic Republic of the Congo (West Virginia Univ.)
22	Cason Wallace	G	6-4	193	Fr.	Dallas (Richardson High School)
55	Lance Ware	F	6-9	235	Jr.	Camden, N.J. (Camden High School)
25	Kareem Watkins	G	5-8	175	Jr.	Camden, N.J. (Kingsway Regional High School)
2	Sahvir Wheeler	G	5-9	180	Sr.	Houston (University of Georgia)

On the Bench

Head Coach: John Calipari (Clarion, 1982)
Associate to the Head Coach: James "Bruiser" Flint (St. Joseph's, 1987)
Associate Coach: Orlando Antigua (Pittsburgh, 1995)
Assistant Coaches: Ronald "Chin" Coleman (Lamar, 1997), K.T. Turner (Oklahoma City, 2003)
Assoc. AD/Basketball Operations: Chris Woolard (UCLA, 1997)
Director of Player Development: TJ Beisner (Kentucky, 2008)
Director of Basketball Admin.: Will Barton (Kentucky, 2013)
Strength and Conditioning Coach: Brady Welsh (Eastern Illinois, 2015)
Head Athletic Trainer: Geoffrey Staton (North Carolina, 2007)
Equipment Manager: Mark Evans (Kentucky, 2013)
Graduate Assistant Coach: Riley Welch (Kentucky, 2021)
Student Assistant Coach: Tyler Ulis



POLLS, STATS, MEDIA INFO

Weekly Media Schedule

all times ET unless indicated otherwise

25 Sat. vs. Auburn 4 p.m. ET CBS	26 Sun.	27 Mon. UK Healthcare John Calipari Show 6 p.m.	28 Tue. Media Opportunity with UK players TBA	1 Wed. vs. Vanderbilt 7 p.m. ET SEC Network	2 Thu.	3 Fri. Media Opportunity with UK assistant coach TBA
---	----------------	---	---	--	---------------	--

Communications & PR Staff



Deb Moore

Senior Associate Director
Cell - 859.559.5781
Email - deb.moore@uky.edu



Brett Rybak

Associate Director
Cell - 440.840.4962
Email - brett.rybak@uky.edu

Media Information

CREDENTIAL REQUESTS

Requests for single-game credentials will open 14 days prior to the deadline date and close five days prior to game day online at sportssystem.com/Kentucky.

CREDENTIAL CRITERIA

The University of Kentucky's decision to issue credentials to a media outlet for the purposes of covering a UK basketball home or away event is determined by a variety of factors. They include the following:

- Priority is given to outlets based on circulation size/household reach/unique site visitors
- Additional consideration is based on amount of original content generated, number of full-time employees of the outlet, length of existence of the outlet and the journalist experience of the reporter(s)
- Attendance at Kentucky media sessions, including Olympic sport opportunities and the intention/ability to cover all 22 sports at Kentucky both at home and on the road, also is considered
- Professionalism, which includes is not limited to conduct at games, press conferences, practices, on social media, etc.

Being granted credentials at another institution/event does not equate to meeting the criteria for the University of Kentucky. Being granted credentials for one UK event does not guarantee approval for other UK events. The University of Kentucky has the right to deny or revoke credentials under its own discretion. Credentialing also is dependent on space availability.

INTERVIEW POLICIES-GENERAL

All interviews with University of Kentucky basketball players or staff members must be arranged through the Communications and Public Relations office. Media should never contact a player or coach directly.

The Wildcat Coal Lodge, dormitories, team locker rooms and other team quarters are private team areas. Media members are not permitted in these areas unless accompanied by appropriate university personnel.

PRACTICE/PRESS CONFERENCES

Other than announced exceptions, UK basketball practices are closed to the media.

Player interviews are conducted pregame weekly and will be available to all UK media. UK will accept requests for player interviews, but they must be submitted 24 hours prior to the scheduled availability.

Coach John Calipari will meet with members of the media at least once a week in the Memorial Coliseum Media Room.

Game-day shoot-arounds are closed to the media.

TELEPHONE PLAYER INTERVIEWS

Telephone interviews are available to the media on a call-back basis. Individual player and coach telephone numbers will not be given to members of the media.

Players are instructed not to conduct interviews when contacted directly by telephone. The Communications and Public Relations office will arrange for telephone interviews at a time most convenient for the student-athlete.

Other special requests are handled on a case-by-case basis.

POSTGAME INTERVIEWS

Following each game, there is a cooling-off period, during which time the players shower and dress. Approximately 10 minutes after the game ends, Coach Calipari conducts his postgame press conference while a player speaks to the UK Sports Network.

Following Coach Calipari's press conference in the Rupp Arena interview room and the cooling-off period, selected UK players are available in the interview room.

The Polls

Associated Press Top 25 Feb. 20

- Houston (48)
- Alabama (7)
- Kansas (7)
- UCLA
- Purdue
- Virginia
- Arizona
- Texas
- Baylor
- Marquette
- Tennessee
- Gonzaga
- Miami
- Kansas State
- Saint Mary's
- Xavier
- Indiana
- UConn
- Creighton
- Providence
- Northwestern
- San Diego State
- Iowa State
- TCU
- Texas A&M

Receiving Votes: NC State, Pittsburgh, Oral Roberts, Maryland, **Kentucky**, Boise State, Florida Atlantic, Arkansas, Charleston, Southern Miss, Duke, Missouri, Kent State, Illinois, Nevada, Oklahoma State

USA Today Coaches Poll Feb. 20

- Houston (24)
- Alabama (6)
- UCLA
- Kansas (1)
- Purdue
- Virginia (1)
- Arizona
- Texas
- Marquette
- Baylor
- Miami
- Gonzaga
- Tennessee
- Saint Mary's
- Xavier
- Kansas State
- Indiana
- Providence
- Creighton
- San Diego State
- Iowa State
- Northwestern
- UConn
- NC State
- Texas A&M

Receiving Votes: TCU, Florida Atlantic, Pittsburgh, Duke, Maryland, **Kentucky**, Oral Roberts, Boise State, Texas Tech, Iowa, Auburn, Rutgers, Oklahoma State

UK in the Rankings

Team Rankings

Category	Stat	SEC [NCAA]
Scoring	74.6	4th [114th]
Scoring Defense	67.7	6th [111th]
Scoring Margin	+6.9	6th [81st]
Free-Throw %	.696	10th [243rd]
Field-Goal %	.459	3rd [103rd]
Field-Goal % Def.	.435	8th [164th]
3-Point FG %	.362	1st [69th]
3-Point FG % Def.	.328	9th [121st]
Rebounds Per Game	38.36	3rd [28th]
Opponent Rebs. Per Game	30.25	1st
Rebounding Margin	+8.1	1st [6th]
Blocks Per Game	3.9	7th [77th]
Assists Per Game	15.8	3rd [23rd]
Steals Per Game	6.4	11th [186th]
Turnover Margin	+0.0	9th [204th]
Assist-to-TO Ratio	+1.38	2nd [30th]
Off. Rebs. Per Game	13.36	2nd [10th]
Def. Rebs. Per Game	25.00	8th [162nd]
Def. Rebound %	.748	1st
Off. Rebound %	.380	1st
3-Point FG Per Game	6.5	9th [262nd]

Individual Rankings

Category/Player	Stat	SEC [NCAA]
Assist-to-TO Ratio/Wheeler	3.00	1st [11th]
Assist-to-TO Ratio/Wallace	1.96	5th [103rd]
Assists Per Game/Wheeler	5.6	1st [20th]
Assists Per Game/Wallace	4.1	5th [123rd]
Blocks Per Game/Tshiebwe	0.96	12th [221st]
Double-Doubles/Tshiebwe	15	1st [6th]
Double-Doubles/Toppin	6	5th [104th]
Field-Goal %/Tshiebwe	.562	2nd [45th]
Minutes Per Game/Tshiebwe	33:18	5th [215th]
Points Per Game/Tshiebwe	16.2	5th [162nd]
Def. Rebs. Per Game/Tshiebwe	7.54	1st [9th]
Def. Rebs. Per Game/Toppin	4.67	9th [229th]
Off. Rebs. Per Game/Tshiebwe	5.12	1st [2nd]
Rebounds Per Game/Tshiebwe	12.7	1st [2nd]
Rebounds Per Game/Toppin	6.6	9th [225th]
Steals Per Game/Wallace	1.93	6th [57th]
Steals Per Game/Tshiebwe	1.58	14th [152nd]
3-Pointers Per Game/Reeves	2.29	6th [160th]

through Feb. 22

SEC Standings

Team	SEC Record	Overall Record
Alabama	14-1 (.933)	24-4 (.857)
Texas A&M	13-2 (.867)	21-7 (.750)
Kentucky	10-5 (.667)	19-9 (.679)
Tennessee	9-6 (.600)	20-8 (.714)
Auburn	9-6 (.600)	19-9 (.679)
Missouri	8-7 (.533)	20-8 (.714)
Vanderbilt	8-7 (.533)	15-13 (.536)
Arkansas	8-7 (.533)	19-9 (.679)
Florida	7-8 (.467)	14-14 (.500)
Georgia	6-9 (.400)	16-12 (.571)
Mississippi State	6-9 (.400)	18-10 (.643)
South Carolina	3-12 (.200)	10-18 (.357)
LSU	2-13 (.133)	13-15 (.464)
Ole Miss	2-13 (.133)	10-18 (.357)

as of Feb. 22

Upcoming in the SEC

Feb. 25-March 4

Contest	Time	TV Network
Saturday, Feb. 25		
Missouri at Georgia	1 p.m.	SEC Network
Arkansas at Alabama	2 p.m.	ESPN2
Texas A&M at Mississippi State	3:30 p.m.	SEC Network
Auburn at Kentucky	4 p.m.	CBS
Florida at Vanderbilt	6 p.m.	ESPN2
South Carolina at Tennessee	6 p.m.	SEC Network
LSU at Ole Miss	8:30 p.m.	SEC Network
Tuesday, Feb. 28		
Florida at Georgia	7 p.m.	SEC Network
Arkansas at Tennessee	9 p.m.	ESPN2
South Carolina at Mississippi State	9 p.m.	SEC Network
Texas A&M at Ole Miss	9 p.m.	ESPNU
Wednesday, March 1		
Auburn at Alabama	7 p.m.	ESPN2
Vanderbilt at Kentucky	7 p.m.	SEC Network
Missouri at LSU	9 p.m.	SEC Network
Saturday, March 4		
Alabama at Texas A&M	Noon	CBS
Georgia at South Carolina	1 p.m.	SEC Network
Tennessee at Auburn	2 p.m.	ESPN
Kentucky at Arkansas	2 p.m.	CBS
Ole Miss at Missouri	3:30 p.m.	SEC Network
LSU at Florida	6 p.m.	SEC Network
Mississippi State at Vanderbilt	8:30 p.m.	SEC Network



NOTES

Honoring the Cats

Oscar Tshiebwe

- Kareem Abdul-Jabbar Award late season watch list
- Wooden Award late season watch list
- Oscar Robertson Trophy midseason watch list
- Kareem Abdul-Jabbar Center of the Year Top 10
- Naismith Player of the Year Midseason Team
- Naismith Player of the Year watch list
- Naismith Defensive Player of the Year watch list
- NABC Player of the Year watch list
- Associated Press Preseason First Team All-America
- CBS Sports Preseason First Team All-America
- The Athletic Preseason First Team All-America
- The Sporting News Preseason First Team All-America
- The Field of 68 Preseason First Team All-America
- Preseason SEC Player of the Year (media)
- Preseason All-SEC First Team (media and coaches)

Chris Livingston

- SEC Freshman of the Week (2/20)

Jacob Toppin

- Bluegrass Sports Commission Kentucky-Louisville Game MVP

Cason Wallace

- SEC Freshman of the Week (12/27)
- London Showcase Most Valuable Player

Sahvir Wheeler

- Preseason All-SEC First Team (media and coaches)

Clutch Free Throws

Free throws during a two-possession game (six points or less) at any point with 3:00 or less to play or overtime:

Player	FTs	Pct.
CJ Fredrick	2-2	1.000
Antonio Reeves	2-2	1.000
Chris Livingston	5-6	.833
Jacob Toppin	13-17	.764
Cason Wallace	9-13	.692
Oscar Tshiebwe	4-6	.667
Daimion Collins	3-5	.600
Sahvir Wheeler	1-4	.250
Kentucky	39-55	.709

What's Trending Over the Last Five Games

A snapshot of what has been trending with the Cats over their last five games played:

- UK is 3-2 with three straight wins at Mississippi State, vs. Tennessee and at Florida
- Sahvir Wheeler has missed all five outings with a right ankle injury, while CJ Fredrick has missed the last four with an injury to his ribs
- Five Wildcats are averaging double-figure points: Tshiebwe (17.2), Reeves (13.8), Toppin (13.8), Wallace (11.4) and Livingston (11.4) - that group has comprised the starting five for each of the last four games
- Kentucky is plus-9.8 on the boards. Seven players are averaging 2.0 boards per game or better
- Kentucky is shooting 32.4% (24-74) from 3-point range
- The Cats have owned the offensive glass. UK has racked up 69 offensive rebounds compared with just 35 for its opponents
- Wallace is averaging 6.8 assists per game. He has dished out at least five assists in each of the five games
- Tshiebwe is averaging 6.0 free-throw attempts per game. Over the last five games, he's shooting 80% (24-30) from the line

Where UK Stands with Four to Play

If the season concluded on Feb. 24, the Wildcats would own the No. 3 seed in the Southeastern Conference Tournament. Kentucky has a one-game lead on Tennessee and Auburn for the three seed. If UK and Tennessee finished tied, the Cats would own the tiebreaker with a 2-0 season sweep of the Vols. Auburn and Kentucky play on Saturday.

With three games to play, Kentucky cannot finish lower than ninth in the standings. Teams seeded three through 11 are within four games of each other, so a lot is left to be determined over the final seven days of the regular-season.

Injury Bug a Story with the Cats

A season after playing just 17 games at full strength, the Wildcats are once again dealing with a multitude of injuries. Kentucky has played 13 of 28 games at full strength. Two starters were missing for the team's home loss against South Carolina, and two who play 24-plus minutes were out at Georgia, at Mississippi State, at home against Tennessee and at Florida.

Daimion Collins: Missed the Tennessee game with a left foot injury

CJ Fredrick: Exited the Missouri game with a right-hand injury after playing four minutes. Missed the Louisville, LSU and Alabama games with the hand injury. Missed the Georgia (away), Mississippi State, Tennessee (home) and Florida (away) games with a rib injury

Jacob Toppin: Exited the Alabama game with a right-shoulder injury and did not return. Missed the South Carolina game

Oscar Tshiebwe: Had a minor knee procedure and missed the duration of the preseason as well as the team's games against Howard and Duquesne

Cason Wallace: Exited the South Carolina game with a lower-back injury and did not return after playing eight minutes. Missed the Ole Miss game due to precautionary reasons as he dealt with a lower-extremity issue

Lance Ware: Missed the North Florida game due to an illness and the LSU game with a left-shoulder injury

Sahvir Wheeler: Missed both exhibition games and the team's opener vs. Howard with a right-leg injury and the team's trip to Tennessee with a left-shoulder injury. He then missed the games vs. Arkansas, at Georgia, at Mississippi State, vs. Tennessee and at Florida with a right ankle injury

Wallace Another UK Freshman Sensation

With a maturity well beyond his years and a calm and cool approach to the game, Cason Wallace has solidified himself as one of the best first-year players in the country.

- Wallace ranks sixth in the SEC and 57th nationally with 1.93 steals per game
- Wallace ranks fifth (1.96) in assist-to-turnover ratio in the league and fifth (4.1) in assists per game
- He's induced at least one steal in all but two games (one being against South Carolina where he exited with a back injury eight minutes into the game), and has multiple steals in 14 games thus far
- Wallace tied the UK single-game record with eight steals against Michigan State. Ashton Hagans (vs. North Carolina on Dec. 22, 2018), Rajon Rondo (vs. Mississippi State on Feb. 19,

2005) and Wayne Turner (vs. George Washington on Nov. 24, 1997) are the others to turn the trick

- Wallace recorded the second-most assists (9) in a UK freshman debut against Howard, while becoming the first UK freshman in school history to have at least 15 points, eight rebounds, and nine assists in a collegiate debut
- Wallace was one of only two freshmen to accomplish the season-opening feat since the 2010-11 season, joining Lonzo Ball, who went for 19 points, 11 assists, eight rebounds and two steals in a 119-80 win over Pacific on Nov. 11, 2016
- With 11 assists at Mississippi State, he recorded the second most by a UK freshman in a true road game. Dirk Minniefield (13) at Mississippi State on Jan. 23, 1980 owns the record
- Wallace is one of only 18 players nationally, and one of only two freshmen, to be averaging at least 11.7 points, 3.0 rebounds, 3.5 assists and 1.9 steals per contest
- He's a three-time SEC Freshman of the Week honoree

Wallace is Evolving into Mr. Clutch

Cason Wallace has proved to be a player the Wildcats can rely on in the clutch. In games within five or fewer points with less than five minutes to play, Wallace has been a go-to type for the Cats. Consider:

- vs. Michigan State: 5 points (2-2 FG, 1-1 3PT, 2-4 FT); 2 rebounds, 1 steal
- vs. Michigan: 3 points (1-1 FG, 1-1 3PT, 0-2 FT)
- vs. LSU: 2 points (1-1 FG); 1 assist
- vs. Tennessee: 1 rebound, 2 assists
- vs. Texas A&M: 2 points (1-1 FG)
- vs. Florida: 7 points (2-2 FG, 1-1 3PT, 2-2 FT); 1 rebound, 1 assist

#OscarWorthy Part II

Senior Oscar Tshiebwe is once again in the thick of the conversation for the nation's best player after sweeping every major National Player of the Year honor a season ago.

Tshiebwe currently leads the Cats in points per game (16.2), rebounds per game (12.7) and field-goal percentage (.562). He's second in steals per game (1.6) and blocks per game (1.0).

Additional info about Tshiebwe:

- He is the only player in the country averaging at least 15 points, at least 10 rebounds, at least 1.5 steals per game and at least 1.0 blocks per game
- Tshiebwe paces the country for the second year in a row with 12.7 rebounds per game
- With 1,443 points and 1,209 boards, Tshiebwe is one of two players nationally to total at least 1,400 points and 1,200 rebounds over the last four seasons, joining North Carolina's Armando Bacot. Tshiebwe has played 26 fewer games than Bacot
- In just 60 games for Kentucky, Tshiebwe ranks eighth all-time in program history with 844 rebounds. He is the fastest player in program history to reach that plateau
- He has registered a double-double in 43 of 60 career games for the Wildcats, ranking third all-time in program history. Dan Issel owns the record with 64 over three seasons
- Tshiebwe has 844 career rebounds as a Wildcat, ranking eighth on the all-time list. Had he played the entirety of his career with the Wildcats, his 1,209 career rebounds would be the most all-time. Issel (1,078) is the UK record holder
- Since the 1985-86 season in NCAA history, Tshiebwe's 1,209 rebounds rank as the 40th-most ever. Kenneth Faried (1,673) has the most all-time
- Since the 1996-97 season, Tshiebwe joins Paul Millsap and Faried as the only players to average at least 12 rebounds per contest for their career. Millsap averaged 12.7 per game from 2004-06 at Louisiana Tech, Faried averaged 12.3 from 2008-11 at Morehead State and Tshiebwe has averaged 12.0 from 2020-23 at West Virginia and Kentucky
- Tshiebwe made his season debut at the Champions Classic and played 34 minutes in his first action of the season. Tshiebwe had a team-high 22 points and a game-high 18 rebounds
- In two games in the event (including last year vs. Duke), Tshiebwe averaged 19.5 points and 19.0 rebounds per game
- At Florida, Tshiebwe connected on 12 of 13 (92.3%) of his shots from the floor. That's the best single-game field-goal percentage with at least eight attempts in the last 25 years for the Cats. It's also the best field-goal clip with the most attempts in program history

Tshiebwe put together a performance for the ages in a come-



NOTES

2022-23 Lead-Deficit Comparison

Opponent	Biggest Lead	Biggest Deficit	Biggest Run	Changes	Ties	Led	Trailed	Result
HOWARD	38 (2nd)	1 (1st)	12-0	2	1	38:54	0:24	W, 95-63
DUQUESNE	25 (2nd)	3 (1st)	7-0	3	1	37:13	1:51	W, 77-52
vs. Michigan St.	7 (1st)	9 (2nd OT)	7-0	10	14	33:29	7:18	L, 86-77 ^{2OT}
S.C. STATE	47 (2nd)	-	13-0	0	1	38:09	0:00	W, 106-63
at Gonzaga	-	19 (2nd)	7-0	0	0	0:00	39:21	L, 88-72
NORTH FLORIDA	47 (2nd)	-	12-0	0	2	37:45	0:00	W, 96-56
BELLARMINE	20 (2nd)	6 (1st)	12-0	7	7	16:35	12:52	W, 60-41
vs. Michigan	8 (2nd)	6 (1st)	7-0	5	6	23:51	12:51	W, 73-69
YALE	15 (2nd)	2 (2nd)	9-0	2	5	36:10	0:13	W, 69-59
vs. UCLA	3 (1st)	13 (2nd)	7-0	2	4	1:13	35:53	L, 63-53
FLORIDA A&M	21 (2nd)	2 (1st)	18-0	1	1	38:41	0:30	W, 88-68
at Missouri	1 (1st)	21 (2nd)	7-0	2	0	0:23	38:51	L, 89-75
LOUISVILLE	27 (2nd)	-	9-0	0	0	39:23	0:00	W, 86-63
LSU	10 (2nd)	2 (1st)	7-0	6	3	34:59	2:44	W, 74-71
at Alabama	-	31 (2nd)	5-0	0	0	0:00	39:43	L, 78-52
SOUTH CAROLINA	-	15 (1st)	10-0	0	0	0:00	39:35	L, 71-68
at Tennessee	9 (2nd)	8 (1st)	10-0	13	8	25:37	11:38	W, 63-56
GEORGIA	14 (2nd)	11 (1st)	8-0	5	3	15:50	21:09	W, 85-71
TEXAS A&M	9 (2nd)	6 (1st)	7-0	11	10	19:53	12:03	W, 76-67
at Vanderbilt	20 (2nd)	4 (1st)	10-0	6	5	34:59	2:23	W, 69-53
KANSAS	5 (1st)	9 (1st)	5-0	5	3	8:24	30:11	L, 77-68
at Ole Miss	14 (2nd)	7 (1st)	10-0	4	7	29:14	5:44	W, 75-66
FLORIDA	14 (2nd)	-	7-0	0	0	39:14	0:00	W, 72-67
ARKANSAS	2 (1st)	16 (2nd)	5-0	11	6	3:59	32:39	L, 88-73
at Georgia	4 (2nd)	10 (1st)	8-0	4	4	3:44	34:19	L, 75-68
at Mississippi St.	13 (2nd)	3 (1st)	11-0	6	0	35:13	4:17	W, 71-68
TENNESSEE	20 (1st)	-	8-0	0	0	38:28	0:00	W, 66-54
at Florida	15 (1st)	1 (1st)	8-0	6	3	37:12	1:32	W, 82-74
AUBURN								
VANDERBILT								
at Arkansas								
BIGGEST/MOST	47	31	18-0	13	14	39:14	39:43	
TOTALS						668:32	391:20	

from-behind win over Georgia on Jan. 17. He poured in a career-high 37 points and added 24 rebounds. More about that historic performance:

- The last Wildcat with a 35-point, 20-rebound game was Mike Phillips, who had 35-20 vs. LSU on Feb. 2, 1976
- It was the the fifth 35-20 game in UK history, also Phillips (listed above), Dan Issel (36-29 vs. LSU on Feb. 22, 1969), Cotton Nash (34-20 vs. Tulane on Jan. 11, 1964) and Bill Spivey (40-34 vs. Xavier on Feb. 13, 1951)
- Per ESPN, Tshiebwe's 24 rebounds were the most for a Division I player with a 35-point game in the last 25 seasons
- Per ESPN, Tshiebwe's 24 rebounds were the most in a 35-point performance in the last 25 seasons. UNC's Brice Johnson had 23 in 2016, Oklahoma's Blake Griffin had 23 in 2009 and Texas' Kevin Durant had 23 in 2007
- Tshiebwe (24) and teammate Jacob Toppin (11) combined for more rebounds (35) than Georgia's entire team (31)
- He became just the third player in program history to have multiple games of at least 24 rebounds, joining Dan Issel and Cotton Nash as the only others to do so
- It was the fourth 30-point game of his career
- The 37-point game tied Malik Monk vs. Georgia (1/31/17) for most points in an SEC game and the third-most point in any contest in the Calipari era
- Tshiebwe's 37-point, 24-rebound game against Georgia was the fifth such contest of his UK career (at least 22 points and at least 18 rebounds). He now has five of the eight games of 22 or more points and at least 18 rebounds by an SEC player in the last 10 seasons. No other player has more than one and the feat had not been accomplished since South Carolina's Sindarius Thornwell did so against Alabama on Feb. 7, 2017
- Tshiebwe also has tallied four 20-point, 15-rebound games so far this season after seven a season ago. He has 11 of the 53 20-point, 15-rebound contests by SEC players in the last 10 seasons
- Tshiebwe has amassed six games of at least 20 rebounds in two seasons with the Cats. All UK players combined have totaled five other 20-rebound games since the 1973-74 season

Super Sixth Man: Antonio Threeves

Senior Antonio Reeves came to Kentucky after ranking among the nation's top 20 in points per game (20.1) a season ago. He showed flashes of his ability to put the ball in the basket after leading the team in scoring during its foreign tour this summer and knocking down six 3-pointers in his debut against Howard. However, Reeves has become a clutch player for the Cats and made an immediate impact off the bench.

- Reeves has reached double-figure scoring in 12 of the last 14 games. Over that 14-game stretch, he's averaging 15.1 points per game. He's drained 33 3-pointers and is shooting 43.6% from the floor, 42.9% from behind the arc and 82.4% from the foul line
- He scored a season-high 27 points and made a season-high-tying six 3-pointers at Ole Miss. He was 8 of 12 from the field, 5 of 6 from 3-point range and a perfect 5 for 5 at the line
- His clutch play down the stretch has paid dividends for the Cats. Reeves scored 10 points over the final eight minutes against Tennessee and seven against Texas A&M. At Ole Miss with UK clinging to a 35-34 lead and 16:58 to play, Reeves scored 11 of UK's next 13 points over a 3:34 span to give the Wildcats a cushion they would not surrender at seven points with 13:24 to go
- Reeves' 12.8 points per game in 19 contests off the bench rank fifth nationally among players who have made at least 15 appearances as a reserve

JT Having the Top(pin) Season of His Career

Jacob Toppin has steadily improved in each of his four seasons as a collegiate basketball player, but in his third year under John Calipari he has taken a major leap.

- Through just 19 games, he had already set career highs in points scored, rebounds, assists, minutes played, field-goals and free-throws made for a season
- Toppin had never recorded a double-double during his first three seasons in college - he has six this season thus far
- The senior has set single-game highs in points (24 vs. Louisville) and rebounds (11, three times)
- Toppin has scored in double-figures in 11 straight games and in 13 of the last 15 played. He's also registered 10 games of at least five rebounds over his last 15 played
- Over the last 11 games, Toppin is averaging 14.4 points, 7.0 rebounds and 2.5 assists per game. He's shooting 52.9% from the floor and 47.1% from distance
- Toppin is shooting 52.6% (10-19) from 3-point range in SEC action



NOTES

Floor General Wheeler

Sahvir Wheeler has paced the Southeastern Conference in assists per game in each of his last two seasons. He's once again leading the league with 5.6 dimes per game this season. A Bob Cousy Award finalist a season ago, Wheeler is serving the Wildcats as one of the best floor generals in the country.

- Wheeler sits first in the SEC and ranks 20th nationally with 5.6 assists per game. He has generated two games with 10 or more, seven with eight or more and 13 with five or more thus far
- With 656 total assists in his career at Georgia and Kentucky, Wheeler is fifth all-time in SEC history in the category. He trails only Terry Coner (664), Johnny Darden (715), Kareem Reid (749) and Sean Tuohy (830)
- A season after becoming just the fourth player in program history to amass at least 200 assists in a season, Wheeler is moving up the career charts as well. In just 51 games with the Wildcats, Wheeler already ranks 14th in program history with 324 dimes. He's 57 away from moving into the top 10

The Winner is ... Kentucky!

After helping the Kentucky men's basketball team to wins at Mississippi State and at home against No. 10 Tennessee, freshman Chris Livingston garnered Southeastern Conference Freshman of the Week laurels, the conference office announced Feb. 20. Livingston averaged 12.5 points, 7.5 rebounds and two assists per game as the Wildcats picked up a pair of critical victories.

In a 71-68 win at Mississippi State, Livingston scored all 13 of his points in the second half. He dished out a career-best three assists and tied his career-high with two steals. The Akron, Ohio native also pulled down five boards while connecting on all six of his free throw attempts. In the 66-54 victory over the Volunteers, Livingston scored 12 points while grabbing a career-high 10 boards, notching his first career double-double as the Wildcats pulled off the regular-season sweep of Tennessee for the first time since 2011-12.

The award is the fifth weekly SEC honor for a Wildcat this season. Oscar Tshiebwe earned SEC Player of the Week honors Jan. 23, while Cason Wallace has garnered SEC Freshman of the Week honors three times this season.

Kentucky has dominated the weekly SEC awards with John Calipari at the helm. UK has won more weekly SEC honors (124) than any other school during the Calipari era, including 94 SEC Freshman of the Week awards and 30 SEC Player of the Week honors.

S-E-C! S-E-C! S-E-C!

Kentucky is the Southeastern Conference's gold standard. Since the SEC's inception in 1932-33, the Wildcats are the most dominant team in the league, recording a 1,044-302 mark (77.6%) in regular-season conference play. Only Alabama has won more than 800 regular-season SEC games and no other team owns a better winning percentage.

- UK has averaged 11.6 wins and only 3.3 losses per season in 89 seasons in the SEC
- Kentucky has won 49 SEC regular-season titles and 31 SEC Tournament championships
- Kentucky is 11-3 in the opening game of the SEC season under John Calipari and 13-1 in the first home league opener. UK is 69-20 all-time in SEC openers
- The Wildcats have won 16 of the last 29 SEC Tournaments (the 2020 one was not played because of the COVID-19 pandemic)
- UK has captured at least a share of six of the last 13 SEC regular-season championships under John Calipari
- Kentucky has played in the championship game of the SEC Tournament in eight of Calipari's 11 tournaments, winning six times (2020 tournament not played because of COVID)

- UK won its 1,000th game in SEC regular-season action vs. Alabama on Jan. 11, 2020. Kansas has won 1,000 conference games when combining its records in the Big 6, Big 7, Big 8 and Big 12, but no other team in the country had won 1,000 or more regular-season league games in one conference alone
- Six teams made the 2022 NCAA Tournament field with Arkansas reaching the Elite Eight
- The SEC has had 27 NCAA Tournament selections over the last four tournaments, the third most. Only the Big 10 (30) and Atlantic Coast Conference (28) have had more
- The SEC went 5-6 in NCAA Tournament games in 2022. SEC teams are 78-49 (61.4%) in the NCAA tourney since 2012
- The league has advanced at least one team to the Elite Eight in 10 of the last 12 tournaments and nine different SEC teams have advanced to the Sweet Sixteen in the last five NCAA Tournaments
- Three SEC teams (No. 2 Alabama, No. 11 Tennessee and No. 25 Texas A&M) are ranked in the Feb. 20 Associated Press Top 25, with Kentucky, Arkansas and Missouri receiving votes

Calipari Leading the Way in SEC Play

John Calipari leads the way among all current SEC head coaches in 2022-23 in career wins, league victories and titles. He is also ascending the all-time charts in league history:

- Calipari owns 384 victories as UK's head coach, ranking as the fourth-most wins by a coach leading an SEC program in the conference's history. Adolph Rupp (875), Billy Donovan (467) and Dale Brown (448) are the only others who have more
- Calipari is fifth all-time in SEC regular-season wins with 183. Rupp (397) has the most. C.M. Newton is fourth with 195. Donovan (200) and Brown (238) are the others head of Calipari
- Calipari is 24-5 in the SEC Tournament. His 24 victories are tied with Tubby Smith for the third-most in tournament history. Only Donovan (27) and Wimp Anderson (25) have more
- Calipari has won six SEC Tournament titles. Only Alabama (7) has more in program history than Calipari has won in total

Always Efficient

According to Ken Pomeroy's calculations on kenpom.com, Kentucky teams under John Calipari have consistently ranked among the most efficient teams in the country per possession. Pomeroy's rankings through games played on Feb. 22:

Season	Offense (Rank)	Defense (Rank)	Overall
2022-23	117.2 (14)	100.5 (89)	32nd
2021-22	120.0 (5)	94.3 (36)	6th
2020-21	108.0 (84)	93.1 (35)	49th
2019-20	112.7 (24)	95.1 (52)	29th
2018-19	117.6 (14)	90.1 (8)	8th
2017-18	115.8 (24)	95.4 (22)	17th
2016-17	119.1 (12)	91.4 (7)	4th
2015-16	120.4 (5)	98.0 (53)	6th
2014-15	119.3 (5)	86.5 (2)	1st
2013-14	117.6 (10)	96.9 (41)	11th
2012-13	108.8 (42)	99.1 (129)	42nd
2011-12	122.9 (2)	88.2 (9)	1st
2010-11	118.1 (7)	90.4 (15)	6th
2009-10	116.1 (15)	86.2 (6)	3rd

Measurables



Daimion Collins

Wing Span

Max Vertical

Hand Width

3/4-Court Sprint

Shuttle Run

T1. Ugonna Onyenso - 7'4"	1. Daimion Collins - 46.5"	1. Oscar Tshiebwe - 10.75"	1. Jacob Toppin - 3.09	1. Cason Wallace - 10.03
T1. Oscar Tshiebwe - 7'4"	2. Jacob Toppin - 45.0"	T2. Daimion Collins - 9.75"	2. Sahvir Wheeler - 3.18	2. Antonio Reeves - 10.45
3. Daimion Collins - 7'3"	3. Kareem Watkins - 43.0"	T2. Jacob Toppin - 9.75"	3. Oscar Tshiebwe - 3.20	3. Sahvir Wheeler - 10.49
4. Lance Ware - 7'1"	4. Cason Wallace - 42.0"	T2. Lance Ware - 9.75"	T4. Daimion Collins - 3.22	4. Brennan Canada - 10.83
5. Adou Thiero - 6'11"	5. Adou Thiero - 41.0"	T5. Ugonna Onyenso - 9.5"	T4. Antonio Reeves - 3.22	5. Lance Ware - 10.86
		T5. Adou Thiero - 9.5"	T4. Adou Thiero - 3.22	

Quick Facts

GENERAL INFORMATION

Location: Lexington, Ky.
Enrollment: 31,800
Founded: 1865
Colors: Blue and White
Nickname: Wildcats
Conference: Southeastern Conference
All-Time Record: 2,372-745-1 (76.1%)
Arena: Rupp Arena (20,500)
Rupp Arena Record: 646-80 (89.0%) - 47th season
NCAA Championships: 8 (1948, '49, '51, '58, '78, '96, '98, 2012)
NCAA Runners-Up: 4 (1966, '75, '97, 2014)
NCAA Tournament Record: 129-53 (70.9%)
Last NCAAT Appearance: 2022, First Round
President: Dr. Eli Capilouto (Alabama, 1971)
Athletics Director: Mitch Barnhart (Ottawa, 1981)
MBB Administrator: Kevin Sergent (UNC, 2004)
Head Coach: John Calipari (Clarion, 1982)
Calipari On-Court Record: 829-250 (76.8%)
Calipari UK Record: 384-110 (77.7%)
Athletics Phone Number: 859.257.8000
Starters Returning/Lost: 2/3
Players Returning/Lost: 7/8



NOTES

Five Wildcats on Pace to Graduate in Spring

John Calipari has graduated 100% of the players (25 of 25) who have been eligible to receive their diploma by the end of their senior years and exhausted their athletic eligibility.

That number will add by four with five graduating in the spring of 2023. CJ Fredrick (community and leadership development), Jacob Toppin (communication), Oscar Tshiebwe (communication) and Sahvir Wheeler (communication) are all on pace to earn their undergraduate degrees in May of 2023. Brennan Canada, who graduated in three years, is slated to earn a graduate certificate this spring.

Cats Don't (Historically) Count on the 3

Kentucky has never been reliant on the 3 under John Calipari. Even with more shooters at their disposal, the 2021-22 season was not an exception for the Wildcats. However, the 2022-23 squad has shown flashes of the ability to be one of Calipari's best from long range. Kentucky is averaging 26.3% of its points from distance while 30.1% of its field-goal attempts are from 3-point range.

The highest percentage of 3-point shots taken under Calipari was the 2010-11 Final Four team that lofted 32.4% of its shots from beyond the arc. That team is also Calipari's top 3-point shooting team at Kentucky. The most attempts per game in the Calipari era was the 2016-17 squad that took 19.89 3-point shots per game. This team is averaging 18.07 attempts per game thus far.

Not relying on the 3 certainly hasn't hurt the Wildcats. UK is 10-3 all-time under Calipari when making one or fewer from long range.

Year	% of Attempts from 3	3-Point FG%
2009-10:	.304	.363
2010-11:	.324 (highest)	.397 (highest)
2011-12:	.265	.378
2012-13:	.293	.346
2013-14:	.276	.332 (lowest)
2014-15:	.271 (lowest)	.349
2015-16:	.310	.366
2016-17:	.316	.353
2017-18:	.258	.357
2018-19:	.296	.354
2019-20	.266	.343
2020-21	.322	.336
2021-22	.279	.347
2022-23	.301	.362

Similar Stories ...

In 14 years as head coach of the Wildcats, John Calipari has won a national title, claimed six Southeastern Conference regular-season crowns, six league tournament titles and won more NCAA tournament games than any other coach during this span. He's also led teams plagued by slow starts to memorable late-season runs:

- The 2020 squad suffered a home loss to Evansville in November, lost back-to-back games in Las Vegas prior to Christmas and fell to 16-5 on Feb. 1 with a loss at Auburn. The Wildcats would then rattle off eight straight wins and nine of their last 10 to win the SEC regular-season by a comfortable margin of three games. COVID-19's rise in the United States canceled the SEC and NCAA Tournaments
- In 2018, the Wildcats lost four in a row from Feb. 3-14, marking the first four-game losing streak during Calipari's UK tenure. That team went on to win nine of its next 10 games and captured the SEC Tournament title
- The 2017 squad lost three of four games from Jan. 24-Feb. 4 before rattling off 14 straight victories. Within that run, the Wildcats won the SEC Tournament title and marched all the way to the Elite Eight before a buzzer-beater by eventual champion North Carolina ended their tournament run
- In 2014, the freshman class was heralded as the best ever and preseason expectations had fans dreaming of a 40-0 season. However, that team dropped nine regular-season games before putting together one of the most magical NCAA Tournament runs in program history. The Cats overcame double-digit deficits in all but one game and were led by late-game heroics from Aaron Harrison all the way to the NCAA Championship game

Cats Deliver the Knockout Punch

Kentucky is 326-13 (96.2%) in the John Calipari era when leading by at least 10 points at any time in the contest. Ten of the 13 losses in the Calipari era are to conference opponents.

Perhaps most impressive of all is that 68.6% of games Calipari has coached in at Kentucky have produced 10-point leads at some point during the game for UK. The Wildcats have led by 10 points or more in a whopping 85.0% of Calipari's 384 career wins at Kentucky.

Hold Them to 55 Points. 40%

Defense has always been a recipe for success for the Wildcats under John Calipari. The special ingredient: 55 points. Kentucky is a perfect 87-0 under Calipari when holding the opponent to 55 points or fewer, including 4-0 this season after limiting Duquesne to 52 points, Bellarmine to 41, Vanderbilt on the road to 53 points and Tennessee at home to 54 points.

The Wildcats are 212-10 (95.5%) under Calipari when limiting the opponent to 63 points or less, including 10-1 this season. Kentucky also fares well when it keeps the competition to 40% or less from the floor. UK is 230-24 (90.6%) vs. opponents under Calipari when their field-goal percentage is 40% or less.

Cleaning the Glass

Kentucky was one of the top teams in the country on the boards a season ago. With the nation's best rebounder in Oscar Tshiebwe back again, UK is again one of the nation's best on the boards. Tshiebwe paces the country in rebounds per game (12.7) in 2022-23. As a team, UK is logging 38.36 boards per game which ranks as the 28th-best mark in the nation. UK is plus-8.1 in rebound margin to rank sixth nationally.

- UK is averaging 13.36 offensive boards per outing, ranking 10th in the country
- Tshiebwe is second in the nation with 5.12 offensive rebounds per game and ranks ninth with 7.54 defensive boards per contest
- Over UK's last 12 SEC games (since South Carolina), UK is outrebounding opponents by a plus-10.4 margin. Every player who has played at least 50 minutes is averaging 1.6 boards or more per game

Ulis Returns to Kentucky

Tyler Ulis was one of the most accomplished players in UK program history from 2015-16. He was an All-American and Bob Cousy Award

Points Per Possession

Game	Off. PPP	Def. PPP
HOWARD	1.25	0.83
DUQUESNE	1.08	0.73
vs. Michigan State	0.92	1.02
SOUTH CAROLINA STATE	1.38	0.82
at Gonzaga	0.95	1.16
NORTH FLORIDA	1.33	0.78
BELLARMINE	1.02	0.69
vs. Michigan	1.03	0.97
YALE	1.15	0.98
vs. UCLA	0.79	0.94
FLORIDA A&M	1.49	1.15
at Missouri	1.10	1.31
LOUISVILLE	1.34	0.98
LSU	1.25	1.20
at Alabama	0.76	1.15
SOUTH CAROLINA	1.19	1.25
at Tennessee	0.91	0.81
GEORGIA	1.20	1.00
TEXAS A&M	1.10	0.97
at Vanderbilt	1.19	0.91
KANSAS	0.99	1.12
at Ole Miss	1.19	1.05
FLORIDA	1.12	1.05
ARKANSAS	1.06	1.28
at Georgia	1.03	1.14
at Mississippi State	1.20	1.15
TENNESSEE	1.05	0.86
at Florida	1.17	1.06
AUBURN		
VANDERBILT		
at Arkansas		

Overall

UK offensive high - 1.49, FLORIDA A&M

UK offensive SEC high - 1.25, LSU

UK offensive low - 0.76, at Alabama

UK offensive SEC low - 0.76, at Alabama

Opponent offensive high - 1.31, at Missouri

Opponent SEC high - 1.31, at Missouri

Opponent offensive low - 0.69, BELLARMINE

Opponent SEC low - 0.81, at Tennessee

Wins vs. Losses in 2022-23

Result	FG%	Opp. FG%	3-Pt. FG%	Opp 3-Pt. FG%	FT%	RPG	APG	TOPG	BPG	SPG	PPG	Opp PPG
Wins	.486	.409	.402	.304	.719	39.8	17.2	11.2	3.9	6.3	78.1	62.2
Losses	.406	.486	.282	.389	.641	35.2	13.0	12.2	4.0	6.6	67.3	79.4



NOTES

winner in 2016. He was also a part of a team that won its first 38 games and went to the Final Four in 2015. He has returned to the Wildcats for the spring semester to serve as a student assistant coach as he works towards completing his undergraduate degree.

- 2016 Consensus First-Team All-American
- 2016 Bob Cousy Award winner
- Was the SEC Player of the Year, Defensive Player of the Year and SEC Tournament MVP in 2016
- Set the UK single-season record with 246 assists in 2016
- Drafted 34th overall by the Suns in 2016
- Western Conference Rookie of the Month in April of 2017 when he averaged 20.7 points and 6.8 assists per game during the month. It was the most points and assists in a single month since Damian Lillard in March of 2013

Wildcats Ink Five for 2023

Kentucky men's basketball head coach John Calipari announced the signing of five stand-out student-athletes to the program's 2023 signing class on Nov. 14. Aaron Bradshaw, Robert Dillingham, Justin Edwards, Reed Sheppard and D.J. Wagner each inked national letters of intent with UK during the fall signing period.

Bradshaw, Edwards, Sheppard and Wagner were all tabbed to the 2023 McDonald's All American Game on Jan. 24. UK has now had 44 "burger boys" sign out of high school with John Calipari. All-time UK has amassed 76 McDonald's All Americans.

In every season but two of the Calipari era, the Wildcats have signed a top-three recruiting class according to the Recruiting Services Consensus Index, which tallies major recruiting rankings and plugs them into a formula to calculate a consensus ranking. With the additions, Kentucky has signed 71 top-50 recruits, 56 top-25 players and 31 top-10 players (according to Rivals) in what will now be Calipari's 15 recruiting classes at Kentucky.

- **Aaron Bradshaw (Roselle, N.J.):** Forward | 7-0, 210 pounds | No. 4 overall by 247Sports, No. 4 by ESPN and No. 5 by Rivals | Averaged 8.9 points, 7.4 rebounds and 3.2 blocks per game as a junior while helping Camden to the NJSIAA Group 2 state championship | Played for NJ Scholars on the EYBL circuit last summer, averaging 12.7 points, 7.3 rebounds and 2.0 blocks | Tallied three double-doubles during Peach Jam in July | McDonald's All-American | Naismith High School Player of the Year semifinalist | Jordan Brand Classic selection
- **Robert Dillingham (Hickory, N.C.):** Guard | 6-2, 160 pounds | No. 7 overall by Rivals, No. 11 by ESPN and No. 9 by 247Sports | Averaged 21.2 points, 4.9 rebounds and 2.1 steals per game as a sophomore at Combine Academy, leading the team to a 29-3 record and a non-association state title | Joined Overtime Elite in November | Charlotte Observer High School Basketball Player of the Year in 2020-21 | 2021 FIBA Americas U16 Championship MVP, averaging 15.7 points and 6.2 assists in more than 20 minutes per game | Jordan Brand Classic selection
- **Justin Edwards (Philadelphia):** Guard | 6-8, 190 pounds | No. 1 by ESPN, No. 2 by 247Sports and No. 4 by Rivals | Led Imhotep Charter to the Class 5A state title as a junior last season, averaging 18.3 points and 8.3 rebounds per game | Helped Team Final advance to Peach Jam quarterfinals after shooting 39.5% from deep while averaging 15.3 points and 7.0 rebounds per game McDonald's All-American | Naismith High School Player of the Year fi-

nalist | Named to Team USA at the 2023 Nike Hoop Summit | Jordan Brand Classic selection

- **Reed Sheppard (London, Ky.):** Guard | 6-3, 180 pounds | No. 22 overall by Rivals, No. 21 by ESPN and No. 30 by 247Sports | Led North Laurel to the state Sweet 16, averaging 25.2 points, 7.6 assists, 6.8 rebounds and 4.4 steals per game as a junior | 2022 Kentucky Gatorade Player of the Year | Both parents, Jeff and Stacey, played basketball at Kentucky | Jeff was a member of 1996 and 1998 national championship teams, earning Final Four MVP in 1998, while Stacey still sits as the Wildcats' No. 14 all-time scorer | McDonald's All-American
- **D.J. Wagner (Camden, N.J.):** Guard | 6-3, 175 pounds | No. 2 overall by ESPN and No. 3 by 247Sports and Rivals | Averaged 19.6 points, 4.3 rebounds, 3.3 assists and 3.1 steals per contest as a junior, helping Camden to the NJSIAA Group 2 state championship | Named 2021 and 2022 New Jersey Gatorade Player of the Year | Son of former Memphis and NBA guard Dajuan Wagner and grandson of former Louisville and professional guard Milt Wagner McDonald's All-American | Naismith High School Player of the Year finalist | Named to Team USA at the 2023 Nike Hoop Summit | Jordan Brand Classic selection

Cats Give Back

As part of the University of Kentucky's commitment to the people of the Commonwealth and Big Blue Nation around the globe, the Wildcats continue to give back to those in need.

- Dating back to his time at Memphis, John Calipari has worked with local businesses to partner and help families (usually around 10-12 families) in need for the holidays. Families are identified by local leaders and are uplifted with gifts, gift cards, food for the holidays and even rent checks. UK players helped host a reception with a holiday meal and Christmas carols sung on Dec. 18 to continue Calipari's tradition
- Kentucky spent Thanksgiving serving lunch to people in need alongside the Salvation Army
- All ticket revenue from the Cats' annual Blue-White Game, more than \$160,000, went to Team Eastern Kentucky Flood Relief for those impacted by the devastating floods this summer. The team also participated in multiple community service activities in the area prior to the exhibition held in Pikeville, Kentucky
- Kentucky's men's and women's basketball team partnered with the Mamba and Mambacita Foundation to host a youth skills academy for underprivileged local boys and girls
- In partnership with Samaritan's Feet, coach John Calipari and several other Kentucky coaches handed out 10,000 pairs of shoes in eastern Kentucky in August. The Cats also spent a morning with the organization on their trip to the Bahamas, washing feet and delivering shoes to those in need
- In August, Kentucky's open practice in conjunction with a telethon hosted by Joe and Kelly Craft, LEX 18, the American Red Cross and Rupp Arena for Kentucky Flood Relief, raised more than \$2 million for flood relief
- Calipari and the Wildcats traveled to five cities throughout the state this summer in conjunction with Kroger to raise funds for Kentuckians affected by the tornadoes that ravaged the state in December of 2021

Big-Game Cal, Cats

Some notes about Cal's teams against the best of the best:

UK's Record vs. AP Ranked Opponents and as an AP Ranked Opponent Under Cal

Kentucky (RK)	Opponent Rank																									RV	NR	TOTAL
	1	2	3	4	5	6	7	8	9	10	11	12	13	14	15	16	17	18	19	20	21	22	23	24	25			
1	-	0-1	0-1	1-0	2-0	2-0	-	2-0	1-0	-	0-1	-	-	-	-	2-0	1-0	1-0	-	1-0	3-0	1-0	-	-	-	6-2	46-3	69-8
2	1-0	-	-	0-1	1-0	0-1	-	-	-	-	-	1-0	1-0	-	1-0	1-0	1-0	1-0	0-1	-	-	-	-	-	-	4-0	24-0	34-3
3	-	-	-	1-0	-	-	-	-	0-1	-	-	1-0	-	-	-	-	-	-	-	0-1	-	-	-	-	-	1-0	17-0	20-2
4	-	0-2	-	-	-	-	0-1	0-1	-	-	-	-	-	1-0	-	0-1	-	-	-	-	-	-	-	-	2-0	2-0	12-2	17-7
5	1-0	-	-	-	-	0-1	-	-	0-1	1-0	-	-	-	-	-	-	-	-	0-1	-	-	-	-	1-0	-	2-0	13-0	18-3
6	-	-	-	-	0-1	-	1-0	1-0	-	0-1	-	-	-	-	-	-	-	0-1	1-0	-	-	-	-	-	-	2-0	9-2	14-5
7	-	-	-	0-1	-	-	-	-	-	-	-	1-0	-	-	0-1	-	-	-	-	1-0	-	-	-	-	-	-	7-2	9-4
8	-	-	-	-	-	-	-	-	1-0	-	-	-	1-0	-	1-0	-	-	-	-	-	-	-	1-0	-	0-1	2-3	13-0	19-4
9	-	-	-	-	-	-	-	-	-	-	-	-	-	-	-	-	-	-	-	-	-	-	-	-	-	-	9-2	9-2
10	-	-	-	-	-	-	-	-	0-1	-	-	-	-	0-1	-	-	-	-	-	-	-	-	-	-	-	3-4	15-3	18-9
11	1-0	-	-	-	-	-	1-0	-	0-1	-	-	-	1-0	-	-	-	-	0-1	-	-	-	2-0	-	-	-	-	6-1	11-3
12	-	0-1	-	-	1-0	-	-	-	-	-	-	-	-	1-0	-	1-0	-	-	-	-	-	-	-	-	-	2-0	5-1	10-2
13	-	-	-	-	-	-	-	-	-	-	-	-	-	-	-	0-1	0-1	-	-	-	-	-	-	-	-	1-0	8-2	9-4
14	-	-	0-1	-	-	-	-	-	-	-	-	-	-	-	-	-	-	-	-	-	-	-	-	-	-	1-1	9-1	10-3
15	-	-	-	-	-	-	-	-	-	-	-	1-0	-	-	-	-	-	1-0	-	-	-	-	-	-	-	1-0	7-0	10-0
16	-	-	-	-	-	-	-	-	-	-	-	-	-	-	-	-	1-0	-	-	-	0-1	-	-	-	-	2-0	6-1	9-2
17	-	-	-	-	-	-	-	-	-	-	-	-	-	-	-	-	-	-	-	-	-	1-1	-	-	-	-	4-2	5-3
18	-	-	-	-	-	-	-	-	-	-	-	-	-	-	-	-	-	-	-	-	-	1-0	0-1	-	-	3-2	9-1	13-4
19	-	-	1-0	1-0	-	-	-	-	1-0	-	-	-	-	-	-	-	-	-	-	-	-	-	-	-	-	1-1	5-0	9-1
20	-	-	-	0-1	-	-	0-1	-	-	-	-	-	-	-	-	-	-	-	-	-	1-0	-	-	-	-	-	4-2	5-4
21	-	-	-	-	-	-	-	-	-	-	-	-	-	-	-	-	-	-	-	-	-	-	-	-	-	2-0	2-1	4-1
22	-	-	-	-	-	-	-	-	-	-	-	-	1-0	-	-	-	-	-	-	-	-	-	-	-	-	1-0	5-1	7-1
23	-	-	-	-	-	-	-	-	-	-	-	-	-	-	-	-	-	-	-	-	-	-	-	-	-	0-1	3-0	3-1
24	-	-	-	-	-	-	-	-	-	-	-	-	-	0-1	-	-	-	-	-	-	-	-	-	-	-	-	0-1	0-2
RV	0-1	1-0	-	-	1-0	-	2-1	-	0-1	0-1	-	1-0	1-0	-	-	-	-	0-1	-	-	-	-	-	-	-	-	1-1	1-3
NR	-	-	-	0-1	1-0	-	-	-	0-1	1-0	1-1	-	-	-	1-0	-	0-1	1-0	-	-	0-1	-	-	-	-	-	-	-
TOTAL	3-2	1-4	1-2	3-4	6-1	2-2	4-4	3-1	3-6	2-2	2-2	4-0	5-0	2-2	2-1	4-2	3-1	2-4	3-2	1-1	4-1	5-1	1-2	1-1	1-0	Total	333-81	
																										Total	69-48	



NOTES

- Not only does Kentucky own a 69-48 record (58.9%) vs. Associated Press Top 25 teams under John Calipari, UK is 7-5 when both teams are ranked in the AP top five
- All-time, Calipari is 13-9 when both teams are ranked in the AP top five
- When both teams are ranked in the AP Top 25, Calipari's all-time record is 89-66, including a 58-38 mark at Kentucky
- When both are ranked in the top 10 he has a 27-22 record, including 16-15 at UK
- By defeating top-ranked Michigan State to start the 2019-20 season, UK knocked off the No. 1 team in consecutive seasons for the first time in school history. Kentucky downed Tennessee on Feb. 19, 2019
- With the win over MSU to begin 2019-20, the Wildcats have nine victories over the No. 1 team in 25 tries in program history
- Calipari improved to 6-4 vs. the No. 1 team in his career with the win vs. Michigan State, including 3-2 at Kentucky. According to ESPN, Calipari is the only coach with a winning (.600) percentage against No. 1 ranked teams with a minimum of 10 games faced against the No. 1

Taking Care of Business

Kentucky's 69-48 record vs. opponents ranked in the Associated Press Top 25 in John Calipari's tenure is impressive, but the Wildcats' ability to beat all-comers can't be overlooked. Under Calipari, UK is 315-62 vs. unranked competition, 83.6%.

#OscarWorthy: National Player of the Year Returns for Encore

Oscar Tshiebwe achieved something no player in Kentucky basketball history had ever done before. He was voted as the unanimous National Player of the Year in 2021-22, winning all six major honors: The Sporting News, The Associated Press, USBWA Oscar Robertson Award, NABC, Wooden Award and the Naismith Award. More on Tshiebwe's record-setting 2021-22 campaign:

- Unanimous First-Team All-America selection
- Southeastern Conference Player of the Year
- First-team All-SEC (coaches and media)
- SEC All-Defensive Team (coaches)
- UK single-season record 28 double-doubles
- Team-high 17.4 points and nation-leading 15.1 rebounds per game
- Five games with 20 or more rebounds
- Had 515 boards, the third-most in UK single-season history
- Became the first major-conference player since Bill Walton in 1973 to average at least 15 points and at least 15 rebounds
- Set a Rupp Arena record with 28 rebounds against Western Kentucky
- Became a 1,000-point collegiate scorer

Four Wildcats Participate in NBA All-Star Game

Four Kentucky men's basketball alumni in Bam Adebayo, De'Aaron Fox, Shai Gilgeous-Alexander

All-Time Winningest Schools

SCHOOL	WINS
1. Kansas	2,380
2. Kentucky	2,372
3. North Carolina	2,340
4. Duke	2,266
5. UCLA	1,978
6. Temple	1,977
7. Syracuse	1,972
8. Notre Dame	1,949
9. St. John's	1,921
10. Indiana	1,909

*through games on Feb. 22

UK Leaders in Career Rebounds

Player (Years played)	Rebounds
1. Dan Issel (1968-70)	1,078
2. Frank Ramsey (1951-54)	1,038
3. Cliff Hagan (1951-54)	1,035
4. Johnny Cox (1957-59)	1,004
5. Cotton Nash (1962-64)	962
6. Kenny Walker (1983-86)	942
7. Chuck Hayes (2002-05)	910
8. Oscar Tshiebwe (2022-23)	844
9. Sam Bowie (1980-84)	843
10. Rick Robey (1975-78)	838
11. Bob Burrow (1955-56)	823

UK Leaders in Career Assists

Player (Years played)	Assists
1. Dirk Minniefield (1980-83)	646
2. Anthony Epps (1994-97)	544

7. Cliff Hawkins (2001-04)	467
8. Ed Davender (1985-88)	436
9. Travis Ford (1991-94)	428
10. Tyler Ulis (2015-16)	381
11. Saul Smith (1998-2001)	364
12. Ashton Hagans (2019-20)	351
13. John Pelphey (1988-92)	327
14. Sahvir Wheeler (2022-23)	324

Lineup Comparison

Most Frequent Lineups	Total Minutes	Points For	Points Against	+/-	+/- Per 40 Min.
Toppin, Wallace, Reeves, Wheeler, Tshiebwe	123:03	235	216	+19	+6.18
Toppin, Wallace, Livingston, Reeves, Tshiebwe	118:22	211	200	+11	+3.72
Toppin, Fredrick, Wallace, Reeves, Tshiebwe	85:43	208	129	+79	+36.87
Toppin, Fredrick, Wallace, Livingston, Tshiebwe	69:33	102	126	-24	-13.80
Toppin, Wallace, Livingston, Wheeler, Tshiebwe	53:42	83	86	-3	-2.23
Toppin, Fredrick, Wallace, Wheeler, Tshiebwe	40:09	68	67	+1	+1.00
Toppin, Fredrick, Wallace, Livingston, Ware	38:03	65	44	+21	+22.08
Toppin, Livingston, Reeves, Wheeler, Tshiebwe	31:46	62	43	+19	+23.92
Toppin, Fredrick, Reeves, Wheeler, Tshiebwe	28:44	55	48	+7	+9.74
Wallace, Livingston, Ware, Wheeler, Tshiebwe	26:23	53	53	+0	+0.00

Efficiency Stats

#	Player	Min	AST%	EFG%	TS%	Usg%	DRB%	ORB%	TRB%
14	Brennan Canada	6	0.0	.500	.500	25.3	20.1	0.0	9.8
04	Daimion Collins	171	2.9	.389	.453	18.1	19.1	8.7	13.8
01	CJ Fredrick	510	11.4	.482	.516	15.9	3.1	1.3	2.2
21	Walker Horn	6	24.4	.000	.000	33.7	20.1	0.0	9.8
24	Chris Livingston	568	5.6	.514	.562	16.1	16.2	5.7	10.8
33	Ugonna Onyenso	109	3.5	.562	.570	18.1	26.6	18.9	22.7
12	Antonio Reeves	741	8.4	.523	.554	25.3	7.7	1.9	4.7
03	Adou Thiero	144	6.5	.389	.569	13.3	15.1	8.8	11.8
00	Jacob Toppin	826	13.4	.491	.518	21.5	18.4	7.1	12.6
34	Oscar Tshiebwe	866	9.9	.562	.608	23.0	27.3	17.6	22.3
22	Cason Wallace	861	23.8	.525	.552	20.1	9.8	3.6	6.6
55	Lance Ware	235	11.5	.618	.567	12.1	15.4	9.8	12.5
25	Kareem Watkins	6	24.4	.000	.000	8.4	0.0	0.0	0.0
02	Sahvir Wheeler	601	33.9	.465	.476	17.5	8.6	1.0	4.7



NOTES

exander and Julius Randle were named to the 2023 NBA All-Star Game on Feb. 19 in Salt Lake City. Adebayo and Randle made their second-career appearances, while Fox and Gilgeous-Alexander were selected for the first time.

Adebayo and Gilgeous-Alexander were a part Team Giannis which defeated Team LeBron with Randle and Fox by a 184-175 score. Gilgeous-Alexander had nine points and seven assists. Adebayo logged four points in the win. Randle scored 11, while Fox added a pair of assists.

- Among all active collegiate coaches, John Calipari has more total players (10) and more total All-Star selections (32) than any other coach
- Adebayo made his second-career appearance in the NBA All-Star Game in 2023. In one season with the Wildcats, Adebayo was the only player to start all 38 games for a squad that won the SEC Tournament and advanced to the Elite Eight. He was an All-SEC Second Team and All-SEC Freshman Team honoree. Adebayo averaged 13.0 points, 8.0 rebounds and 1.5 blocks per game before being selected 14th overall by the Heat in 2017
- Fox made his first All-Star Game appearance. Part of the Wildcats' march to the Elite Eight and a 2017 Southeastern Conference Tournament title, Fox was an All-SEC First Team selection and was the SEC Tournament MVP. He also is one of just three players in program history to record a triple-double. Fox averaged 16.7 points and 4.6 assists per game for the Wildcats before being selected fifth overall by the Kings in 2017.
- Gilgeous-Alexander made his first-career appearance in the annual game featuring the league's best players. He averaged 14.4 points per game and 5.1 assists for the Wildcats during the 2017-18 season. Gilgeous-Alexander helped the Wildcats to an SEC Tournament crown and was MVP. Additionally, he was an All-SEC Second Team and All-SEC Freshman Team honoree. He was then drafted 11th overall by the Hornets before his draft rights were traded to the Clippers
- Randle made his second appearance in the NBA All-Star Game. One of just three players under Calipari to average a double-double, Randle was the leader of the UK squad that made its memorable NCAA Tournament run to the championship game in 2014. He averaged 15.0 points and 10.4 rebounds per game. He was a Final Four All-Tournament Team honoree, a Midwest Region All-Tournament Team selection, a third-team All-American, an All-SEC First Team pick and the SEC Freshman of the Year. Randle was drafted seventh overall by the Lakers following his one season in Kentucky in 2014

UK Leads with 27 on NBA Opening-Day Rosters

Kentucky men's basketball's ability to develop and prepare players for the next step continues to manifest itself as 27 former Wildcat student-athletes appeared on NBA opening-day rosters. Kentucky led the nation for the 11th consecutive season with the most alumni on opening-day rosters.

- The total of 27 players on NBA opening-day rosters (including two-way and inactive players) that played and finished their college basketball careers at Kentucky is more than any other college program in the country. Duke, with 24, is the only other school with more than 20 players in the NBA.
- Of the 17 NBA franchises featuring a Wildcat, eight have multiple Kentucky players. Detroit and Sacramento each have a trio of Wildcats on their roster while the Clippers, Lakers, Heat, Knicks, Hornets and Trail Blazers each have two.
- In 13 seasons under head coach John Calipari, 45 players have been selected in the NBA Draft, including 34 first-round selections and three No. 1 overall picks (Anthony Davis, Karl-Anthony Towns and John Wall)
- Calipari has a streak of 15 consecutive drafts with a first-round pick dating back to his time at Memphis
- Calipari is one of only two coaches in the history of the sport to have four players drafted No. 1 overall (Derrick Rose – 2008, Wall – 2010, Davis – 2012, Towns – 2015)
- Using figures compiled by basketball-reference.com and spotrac.com, Calipari-coached players have amassed more than \$3.5 billion in career NBA contracts
- In the 13 seasons Calipari has been the head coach at Kentucky, his players have totaled nearly \$3 billion in NBA contracts. In the 2022-23 season alone, former UK players are slated to make nearly \$330 million

Big Blue Wins on the Road

Kentucky's 63-56 win on the road at No. 5 Tennessee on Jan. 14 was not only much needed for this team, but historic as well.

- Was the first in program history over an Associated Press Top 5 team on the road, while a UK team was unranked
- Kentucky outrebounded the Volunteers by 20 and limited the Vols to just four offensive rebounds. Tennessee entered the matchup as the nation's best offensive rebounding team
- UK's 88.1% free-throw percentage (22-25) was the third-best in a true road game under Calipari with a minimum of 25 attempts
- Kentucky moved to 5-1 against Tennessee on the road when the Wildcats are unranked and the Volunteers are ranked
- The 56 points scored by UT marked the second-fewest ever allowed by an unranked Kentucky team against a top-five team in the AP poll (UK allowed 45 points to No. 2 Michigan State on Dec. 16, 2000)

Kentucky then earned a 69-53 win at Vanderbilt on Jan. 24 in its next game away from home.

- It was Kentucky's 78th game played at Memorial Gymnasium (69 vs. Vanderbilt, 5 NCAA Tournament, 3 SEC Tournament, 1 SEC Playoff), tying Freedom Hall for the most games played by UK in a single arena all-time (excluding home arenas)
- Kentucky has now won 14 straight in the series
- UK limited the Commodores to just 53 points, 20 points below its season scoring average
- When Vanderbilt missed a free throw with 3:10 remaining, it marked the first time in two games that an opponent missed a foul shot after Texas A&M and VU had combined to make 25 in a row
- Kentucky made only one trip to the foul line, making 1 of 2 attempts, both of which are the lowest numbers of the Calipari era – actually by significant margins, as the previous lows were three made on two occasions and six attempts on two occasions

Historic Opener

With a 95-63 win over Howard to open the 2022-23 campaign, a few Wildcats set records along the way.

- Cason Wallace recorded the second-most assists in a UK freshman debut, while becoming the first UK freshman in school history to have at least 15 points, eight rebounds, and nine assists in a collegiate debut
- Wallace was one of only two freshmen to accomplish the season-opening feat since the 2010-11 season, joining Lonzo Ball, who went for 19 points, 11 assists, eight rebounds and two steals in a 119-80 win over Pacific on Nov. 11, 2016
- Antonio Reeves sunk a game-high six 3-pointers, which is a record for any UK player in his debut with the Cats
- Lance Ware totaled four steals, the most in a Kentucky season-opener since Kevin Knox and Shai Gilgeous-Alexander each had four in a 73-63 win over Utah Valley Nov. 10, 2017

Road Warriors

Kentucky has once again played one of the toughest schedules in the country on the court, but it has also been perhaps the most grueling travel schedule in John Calipari's tenure. Kentucky played four nonconference games away from home in the first five weeks of the season totaling more than 14,138 miles traveled.

- Kentucky took on Michigan State in Indianapolis, traveling 376 miles round trip
- The Cats then played a road contest at Gonzaga. That trip consisted of a five-hour flight each direction and 4,328 total miles traveled
- UK played in the inaugural Hall of Fame Classic in London, England to end November. That round trip consisted of 8,016 miles
- Kentucky finished its nonconference travel with a date in Madison Square Garden for the CBS Sports Classic and a game vs. UCLA. The roundtrip mileage was 1,418 for that contest
- Things didn't get easier for the Cats, as UK opened its SEC slate on the road at Missouri, spanning 921 miles
- This particular group of Cats also spent time at Baha Mar Resort in The Bahamas this summer (1,976 miles) and played its Blue-White Game in Pikeville, Kentucky (287 miles) before the season ever began

Tshiebwe UK Double-Doubles

Game	Points	Rebounds
at Mississippi State	18	11
at Georgia (2/11/23)	20	14
at Ole Miss (1/31/23)	14	11
at Vanderbilt (1/24/23)	15	13
GEORGIA (1/17/23)	37	24
at Tennessee (1/14/23)	15	13
SOUTH CAROLINA (1/10/23)	19	12
LSU (1/3/23)	19	16
LOUISVILLE (12/31/22)	24	14
at Missouri (12/28/22)	23	19
YALE (12/10/22)	28	12
vs. Michigan (12/4/22)	13	14
NORTH FLORIDA (11/23/22)	16	15
at Gonzaga (11/20/22)	20	15
vs. Michigan State (11/15/22)	22	18
vs. Saint Peter's (3/17/22)	30	16
vs. Tennessee (3/12/22)	13	11
vs. Vanderbilt (3/11/22)	12	14
at Florida (3/5/22)	27	14
OLE MISS (3/1/22)	18	15
at Arkansas (2/26/22)	30	18
LSU (2/23/22)	17	16
ALABAMA (2/19/22)	21	14
at Tennessee (2/15/22)	13	15
FLORIDA (2/12/22)	27	19
at South Carolina (2/8/22)	18	14
at Alabama (2/5/22)	10	15
VANDERBILT (2/2/22)	11	17
at Kansas (1/29/22)	17	14
MISSISSIPPI STATE (1/25/22)	21	22
at Auburn (1/22/22)	16	14
at Vanderbilt (1/11/22)	30	13
GEORGIA (1/8/22)	29	17
MISSOURI (12/29/21)	13	20
WKU (12/22/21)	14	28
vs. North Carolina (12/18/21)	16	12
SOUTHERN (12/7/21)	23	11
CENTRAL MICHIGAN (11/29/21)	20	16
NORTH FLORIDA (11/26/21)	12	16
ALBANY (11/22/21)	12	14
MOUNT ST. MARY'S (11/16/21)	24	16
ROBERT MORRIS (11/12/21)	14	20
vs. Duke (11/9/21)	17	20



LAST TIME OUT

Kentucky at Florida														
10/22/23 Exactech Arena at Stephen C. O'Connell Center, Gainesville														
Record: 13-8 (10-5)														
Officials: Terry O'Grady, Chuck Jones, Rob Rorko														
Kentucky - 82														
NO.	Name	Min	FG	3P	FT	Rebounds	Fouls	TP	AS	TO	ST	Blocks	PTS	
0	Jacob Toppin	34:34	7/10	2/3	3/4	3	8	11	1	2	19	1	2	
24	Chris Livingston	38:09	4/11	0/3	2/3	4	11	3	3	10	2	0	1	
34	Oscar Tshiebwe	38:18	12/13	0/0	1/3	2	2	4	2	6	25	3	3	
12	Antonio Reeves	38:42	6/15	2/6	2/2	0	1	1	3	1	16	4	2	
22	Cason Wallace	03:10	2/8	0/1	4/4	0	2	2	3	8	6	6	2	
3	Kairo Oquendo	04:54	1/1	0/0	0/0	1	0	1	0	0	2	0	0	
4	Daimion Collins	01:42	0/2	0/0	0/0	1	0	1	0	0	0	0	0	
55	Lance Ware	04:31	1/2	0/0	0/0	1	1	2	2	2	0	0	0	
Totals														
			33:82	14-13	12-16	13	27	40	13	15	82	16	13	
Technical Fouls: NONE														
Florida - 74														
NO.	Name	Min	FG	3P	FT	Rebounds	Fouls	TP	AS	TO	ST	Blocks	PTS	
33	Jason Jizoboh	02:03	4/7	0/0	0/1	0	2	2	2	1	8	1	0	
0	Myreon Jones	02:27	1/3	1/2	0/0	0	1	1	0	3	3	0	0	
5	Will Richard	01:35	2/4	1/2	0/0	0	3	3	5	0	0	1	1	
11	Kyle Lofton	08:13	3/7	0/2	3/4	1	1	2	0	2	9	3	2	
24	Riley Kugel	03:13	7/12	4/6	6/7	0	2	2	4	24	2	1	0	
13	Aleks Szymczyk	14:57	0/2	0/1	0/0	0	2	2	1	0	2	1	0	
4	Niles Lane	23:23	3/6	0/0	2/2	0	2	1	2	9	0	1	0	
14	Kowabac Reeves	04:05	6/9	2/5	2/2	0	3	3	2	1	16	1	3	
3	Alex Fudge	04:45	0/1	0/1	0/2	1	2	3	0	2	0	0	0	
10	Denzel Aberneden	03:19	0/1	0/1	1/2	0	0	0	1	1	1	0	0	
Totals														
			28:52	8-20	14-20	2	19	21	15	13	74	14	10	
Technical Fouls: NONE														
Shooting By Period														
			1st	2nd	3rd	4th								
			FG%	51.2	41.7	37.5	48.8							
			3PT%	2.6	33.3	0	0							
			FT%	11.24	45.8	50.0	75.0							
			GM FG%	32.82	32.2	35.2	37.5							
			FT%	12.14	85.7	85.7	85.7							
			GM FT%	26.52	50.0	50.0	40.0							
			FT%	14.20	75.0	75.0	75.0							
Dead Ball Rebounds: 3-0														
Period by Period Scoring														
			1st	2nd	3rd	4th								
			UK	30	46	82								
			UF	37	37	74								
Biggest Lead														
			UK	15 (1st 8:17)	UF	1 (1st 0:17)								
Best Scoring Run														
			UK	8 (2nd 6:56)	UF	13 (1st 4:48)								
Lead Changes														
			UK	6	UF	15								
Times Tied														
			UK	3	UF	14								
Time with Lead														
			UK	37:12	UF	01:32								
			Bench	4	25									

John Calipari on the victory ...

"It was a good gut-it-out win for us. Chris's tip-in. Antonio's two free throws. Jacob's three. Those are daggers, and we're finally starting to throw some daggers at other teams who have thrown it at us all year."

Kentucky 82, Florida 74

Oscar Tshiebwe was not happy with the way he played against Florida earlier this season. The Kentucky big man had just four points, making just two of 14 from the floor, although he did have 15 rebounds.

So when the Cats and the Gators got together on Wednesday night in Gainesville, Tshiebwe was more than ready for the rematch.

The defending National Player of the Year made 12 of 13 from the floor on his way to 25 points as the Cats won 82-74. Tshiebwe's 92.3 percent shooting is fourth best in UK history. The three players above him each made all of their shots.

In fact, it was the veterans who carried Kentucky in Wednesday's victory. Antonio Reeves had 16 points, while Jacob Toppin had a double-double with 19 points and 11 rebounds. It was Toppin's second double-double against Florida this season.

And while the veterans carried the Cats the entire game, it was a freshman that sealed the win. With the Cats leading by two inside the final minute, Livingston grabbed an offensive rebound, stuck it back in and was fouled. The three-point play gave the Cats a 77-72 advantage.

Livingston finished with 11 points and career-high 15 rebounds in the win.

In the first half, everything was going Kentucky's way. The Cats were shooting the lights out on their way to building a double-digit first-half advantage. UK would extend the lead to as many as 15 points, 30-15, before Florida rallied.

And did they ever. The Gators outscored the Cats 22-6 over the remainder of the half to take a 37-36 lead into the break.

Game on.

In the second half, the Cats would pull away, then the Gators would catch up. That scenario happened on multiple occasions. Just when it looked like Kentucky was pulling away for good, Florida would rally. Time and time again it happened until the Cats finally put the game away inside the final minute.

Game Notes

- Kentucky clinched a winning road record in SEC games this season and is now 5-3 in league play away from home. UK ends the regular season March 4 at Arkansas.
- Kentucky led by as many as 15 points. The Wildcats are 326-13 (96.2%) under John Calipari when leading by at least 10 points at some point during the game.
- UK dominated the rebounding 40-21, and a 13-2 edge in offensive boards led to a 15-0 tally in second-chance points.
- UK is 19-4 this season when winning the rebounding, including 12-0 when winning the rebounding with a double-figure margin.
- The plus-19 rebounding margin was the second largest in an SEC road game in the Calipari era. A plus-22 rebounding margin at LSU Feb. 6, 2010 is the best for a Calipari-coached Wildcat team.
- Kentucky shot 53.2% from the field, 33 of 62. The Wildcats are 8-1 this season when shooting at least 50%.
- Kentucky got double-doubles from Jacob Toppin and Chris Livingston, first UK pair to do since Toppin and Oscar Tshiebwe in the win vs. Georgia on January 17.
- Kentucky did a great job taking advantage of turnovers, turning 10 Florida miscues into 21 points. Kentucky won despite Florida making 50% from the field, 26 of 52. This marked the third time this season (also Florida A&M and Mississippi State) that Kentucky won despite the opponent shooting at least 50%.

2022-23 Top Performances

Category (Individuals)	Kentucky	Opponents
Points	37 by Oscar Tshiebwe vs. GEORGIA (1/17/23)	30 by Kobe Brown at Missouri (12/28/22)
Rebounds	24 by Oscar Tshiebwe vs. GEORGIA (1/17/23)	14 by Julian Strawther at Gonzaga (11/20/22)
Assists	11 (2x), last by Cason Wallace at Mississippi State (2/15/23)	9 by A.J. Hoggard vs. Michigan State (11/15/22)
Steals	8 by Cason Wallace vs. Michigan State (11/15/22)	6 by Mark Sears at Alabama (1/7/23)
Blocks	4 (4x), last by Oscar Tshiebwe at Georgia (2/11/23)	5 by Makhel Mitchell vs. ARKANSAS (2/7/23)
FG Made	13 by Oscar Tshiebwe vs. YALE (12/10/22)	10 (2x), last by Kobe Brown at Missouri (12/28/22)
FG Attempts	21 by Antonio Reeves at Georgia (2/11/23)	22 by Hunter Dickinson vs. Michigan (12/4/22)
3-FG Made	6 (2x), last by Antonio Reeves at Ole Miss (1/31/23)	6 by Meechie Johnson vs. SOUTH CAROLINA (1/10/23)
3-FG Attempted	13 by Cason Wallace at Missouri (12/28/22)	13 by Adam Miller vs. LSU (1/3/23)
FT Made	13 by Oscar Tshiebwe vs. GEORGIA (1/17/23)	10 by Kario Oquendo at Georgia (2/11/23)
FT Attempted	18 by Oscar Tshiebwe vs. GEORGIA (1/17/23)	12 by Kario Oquendo at Georgia (2/11/23)

Category (Team)	Kentucky	Opponents
Points	106, vs. SOUTH CAROLINA STATE (11/17/22)	89, at Missouri (12/28/22)
Rebounds	50, vs. NORTH FLORIDA (11/23/22)	45, vs. Michigan State (11/15/22)
Assists	25, vs. SOUTH CAROLINA STATE (11/17/22)	19 (2x), last vs. ARKANSAS (2/7/23)
Steals	12, vs. Michigan State (11/15/22)	11, vs. UCLA (12/17/22)
Blocks	11, vs. DUQUESNE (11/11/22)	7, vs. ARKANSAS (2/7/23)
FG Made	39, vs. SOUTH CAROLINA STATE (11/17/22)	32, vs. ARKANSAS (2/7/23)
FG Attempts	73, (2x) last at Alabama (1/7/23)	69, vs. Michigan State (11/15/22)
3-FG Made	13, vs. FLORIDA A&M (12/21/22)	11 (2x), last vs. South Carolina (1/10/23)
3-FG Attempted	32, TEXAS A&M (1/21/23)	28, vs. BELLARMINE (11/29/22)
FT Made	23, (2x) last TENNESSEE (2/18/23)	25, at Georgia (2/11/23)
FT Attempted	35, TENNESSEE (2/18/23)	29, at Georgia (2/11/23)

KENTUCKY BY THE NUMBERS

Date	Opponent	Result	Points	Rebounds	Assists	Steals	Blocks
N. 7	HOWARD	W, 95-63	Reeves - 22 [^]	Toppin - 11 [^]	Wallace - 9 [^]	Ware - 4 [^]	Onyenso - 4 [^]
N. 11	DUQUESNE ¹	W, 77-52	Reeves - 18 [^]	Onyenso - 10 [^]	Wheeler - 11 [^]	Three players - 2	Ware - 4 [^]
N. 15	vs. Michigan State ²	L, 86-77 ^{20T}	Tshiebwe - 22	Tshiebwe - 18 [^]	Wheeler - 8	Wallace - 8 [^]	Tshiebwe - 4 [^]
N. 17	S. CAROLINA STATE ¹	W, 106-63	Fredrick - 17 [^]	Toppin - 9 [^]	Wheeler - 10 [^]	Fredrick - 4 [^]	Onyenso - 3 [^]
N. 20	at Gonzaga	L, 88-72	Tshiebwe - 20	Tshiebwe - 15 [^]	Wheeler - 4 [^]	Wallace - 4 [^]	n/a
N. 23	NORTH FLORIDA ¹	W, 96-56	Two players - 20 [^]	Tshiebwe - 15 [^]	Wallace - 6 [^]	Tshiebwe - 3 [^]	Onyenso - 3 [^]
N. 29	BELLARMINE	W, 60-41	Reeves - 18 [^]	Tshiebwe - 12 [^]	Wheeler - 6 [^]	Two players - 2 [^]	Tshiebwe - 3 [^]
D. 4	vs. Michigan ³	W, 73-69	Two players - 14	Tshiebwe - 14 [^]	Wheeler - 7 [^]	Three players - 1	Onyenso - 2
D. 10	YALE	W, 69-59	Tshiebwe - 28 [^]	Tshiebwe - 12 [^]	Toppin - 4 [^]	Two players - 2 [^]	Tshiebwe - 2 [^]
D. 17	vs. UCLA ⁴	L, 63-53	Livingston - 14	Tshiebwe - 16 [^]	Wheeler - 6 [^]	Two players - 2	Tshiebwe - 3 [^]
D. 21	FLORIDA A&M ⁵	W, 88-68	Wallace - 27 [^]	Tshiebwe - 8 [^]	Wallace - 9 [^]	Wallace - 4 [^]	Toppin - 1 [^]
D. 28	at Missouri*	L, 89-75	Tshiebwe - 23	Tshiebwe - 19 [^]	Wheeler - 8 [^]	Two players - 2 [^]	Wallace - 1
D. 31	LOUISVILLE	W, 86-63	Two players - 24 [^]	Tshiebwe - 14 [^]	Wheeler - 9 [^]	Three players - 2	Reeves - 1 [^]
J. 3	LSU *	W, 74-71	Toppin - 21	Tshiebwe - 16 [^]	Wheeler - 9 [^]	Two players - 1 [^]	Three players - 1 [^]
J. 7	at Alabama*	L, 78-52	Reeves - 20 [^]	Two players - 6	Two players - 3	Four players - 1	Toppin - 2 [^]
J. 10	SOUTH CAROLINA *	L, 71-68	Tshiebwe - 19	Tshiebwe - 12 [^]	Wheeler - 3	Tshiebwe - 3 [^]	Collins - 3 [^]
J. 14	at Tennessee*	W, 63-56	Reeves - 18	Tshiebwe - 13 [^]	Wallace - 6	Two players - 2	Livingston - 1 [^]
J. 17	GEORGIA *	W, 85-71	Tshiebwe - 37 [^]	Tshiebwe - 24 [^]	Toppin - 4 [^]	Tshiebwe - 3 [^]	Toppin - 2 [^]
J. 21	TEXAS A&M *	W, 76-67	Reeves - 23 [^]	Tshiebwe - 17 [^]	Wallace - 4	Two players - 2	Wallace - 2 [^]
J. 24	at Vanderbilt*	W, 69-53	Reeves - 16 [^]	Tshiebwe - 13 [^]	Two players - 5 [^]	Four players - 1	Toppin - 2 [^]
J. 28	KANSAS ⁶	L, 77-68	Tshiebwe - 18	Tshiebwe - 9	Wallace - 5	Wallace - 5 [^]	Three players - 1 [^]
J. 31	at Ole Miss*	W, 75-66	Reeves - 27 [^]	Tshiebwe - 11 [^]	Wheeler - 9 [^]	Tshiebwe - 3 [^]	Thiero - 1 [^]
F. 4	FLORIDA *	W, 72-67	Wallace - 20	Tshiebwe - 15 [^]	Two players - 3	Wheeler - 2 [^]	Wallace - 3 [^]
F. 7	ARKANSAS *	L, 88-73	Wallace - 24 [^]	Toppin - 8	Wallace - 5	Two players - 3	Wallace - 2 [^]
F. 11	at Georgia*	L, 75-68	Two players - 20	Tshiebwe - 14 [^]	Wallace - 6 [^]	Thiero - 1	Tshiebwe - 4 [^]
F. 15	at Mississippi State*	W, 71-68	Tshiebwe - 18	Tshiebwe - 11 [^]	Wallace - 11 [^]	Three players - 2	Two players - 1
F. 18	TENNESSEE *	W, 66-54	Two players - 16	Livingston - 10 [^]	Wallace - 6 [^]	Tshiebwe - 3 [^]	Two players - 1 [^]
F. 22	at Florida*	W, 82-74	Tshiebwe - 25 [^]	Livingston - 15 [^]	Wallace - 6 [^]	Wallace - 2	Four players - 1 [^]
F. 25	AUBURN *						
M. 1	VANDERBILT *						
M. 4	at Arkansas*						

All home games in **BOLD CAPS**

*SEC game, ^game high

- 1 - Tribute Classic (Rupp Arena | Lexington, Ky.)
- 2 - Champions Classic (Gainbridge Fieldhouse | Indianapolis)
- 3 - Basketball Hall of Fame Showcase (O2 Arena | London)
- 4 - CBS Sports Classic (Madison Square Garden | New York)
- 5 - Unity Series (Rupp Arena | Lexington, Ky.)
- 6 - SEC/Big 12 Challenge (Rupp Arena | Lexington, Ky.)

Times Led

Tshiebwe - 12
Reeves - 10
Wallace - 5
Toppin - 4
Fredrick - 1
Livingston - 1

Times Led

Tshiebwe - 22
Toppin - 4
Livingston - 2
Onyenso - 1

Times Led

Wheeler - 15
Wallace - 12
Toppin - 2
Fredrick - 1
Tshiebwe - 1

Times Led

Wallace - 16
Tshiebwe - 14
Wheeler - 7
Toppin - 4
Fredrick - 3
Thiero - 3
Collins - 1
Livingston - 1
Ware - 1

Times Led

Tshiebwe - 8
Wallace - 7
Livingston - 5
Onyenso - 4
Toppin - 4
Thiero - 3
Collins - 2
Reeves - 2
Ware - 1

Comparing the Calipari Era

A look at the statistics throughout the John Calipari era through 28 games ...

Year	FG%	Opp. FG%	3-Pt. FG%	FT%	RPG	Assists	TOS.	Blocks	Steals	Points	PPG	Record
2022-23	.459	.435	.362	.696	38.4	443	322	110	178	2,089	74.6	19-9
2021-22	.486	.405	.358	.731	40.9	455	330	118	195	2,256	80.6	23-5
2020-21	.417	.413	.335	.729	38.0	314	349	148	157	1,761	70.4	9-16 [^]
2019-20	.463	.387	.337	.793	37.2	386	357	147	145	2,090	74.6	23-5
2018-19	.480	.402	.362	.744	38.8	391	360	140	176	2,183	78.0	24-4
2017-18	.465	.410	.333	.693	39.2	371	384	141	159	2,134	76.2	19-9
2016-17	.482	.428	.354	.694	40.6	459	338	157	176	2,470	88.2	23-5
2015-16	.474	.392	.354	.682	39.1	394	322	159	166	2,205	78.8	21-7
2014-15	.470	.343	.345	.709	38.6	430	311	197	189	2,091	74.7	28-0
2013-14	.462	.397	.321	.680	41.6	326	348	179	135	2,179	77.8	21-7
2012-13	.486	.390	.366	.648	38.3	405	370	201	168	2,108	75.3	20-8
2011-12	.485	.363	.381	.721	39.3	378	331	255	183	2,173	77.6	27-1
2010-11	.464	.390	.399	.714	38.5	363	309	183	157	2,173	77.6	20-8
2009-10	.480	.378	.358	.676	42.5	426	419	200	203	2,253	80.5	27-1

[^]season concluded at 25 games



MISCELLANEOUS STATS

Game Leaders							Games With ...							
No.	Name	Points	Rebounds	Blocks	Assists	Steals	10+ Pts	20+ Pts	10+ Rebs	3+ Assts	3+ Blks	3+ Stls	3+ 3s	Double-Double
0	Jacob Toppin*	4 (4)	4 (6)	4 (13)	2 (5)	4 (7)	19 (35)	3 (3)	5 (5)	8 (13)	0 (2)	0 (1)	0 (1)	6 (6)
1	CJ Fredrick*	1 (5)	0 (0)	0 (3)	1 (6)	3 (10)	10 (29)	1 (6)	0 (0)	5 (26)	0 (0)	1 (1)	6 (18)	0 (0)
2	Sahvir Wheeler	0 (10)	0 (2)	0 (2)	15 (88)	7 (29)	9 (58)	0 (6)	0 (1)	18 (95)	0 (0)	0 (12)	1 (3)	1 (11)
3	Adou Thiero	0 (0)	0 (0)	3 (3)	0 (0)	3 (3)	0 (0)	0 (0)	0 (0)	0 (0)	0 (0)	0 (0)	0 (0)	0 (0)
4	Daimion Collins	0 (0)	0 (1)	2 (9)	0 (0)	1 (1)	0 (3)	0 (0)	0 (0)	1 (4)	0 (0)	0 (0)	0 (0)	0 (0)
12	Antonio Reeves*	10 (44)	0 (6)	2 (7)	0 (8)	0 (22)	21 (81)	6 (27)	0 (1)	4 (18)	0 (1)	0 (5)	12 (33)	0 (1)
13	Grant Darbyshire	0 (0)	0 (0)	0 (0)	0 (0)	0 (0)	0 (0)	0 (0)	0 (0)	0 (0)	0 (0)	0 (0)	0 (0)	0 (0)
14	Brennan Canada	0 (0)	0 (0)	0 (1)	0 (0)	0 (0)	0 (0)	0 (0)	0 (0)	0 (0)	0 (0)	0 (0)	0 (0)	0 (0)
21	Walker Horn	0 (0)	0 (0)	0 (0)	0 (0)	0 (0)	0 (0)	0 (0)	0 (0)	0 (0)	0 (0)	0 (0)	0 (0)	0 (0)
22	Cason Wallace	5 (5)	0 (0)	7 (7)	12 (12)	16 (16)	16 (16)	3 (3)	0 (0)	18 (18)	1 (1)	5 (5)	3 (3)	0 (0)
24	Chris Livingston	1 (1)	2 (2)	5 (5)	0 (0)	1 (1)	6 (6)	0 (0)	2 (2)	1 (1)	0 (0)	0 (0)	0 (0)	2 (2)
25	Kareem Watkins	0 (0)	0 (0)	0 (0)	0 (0)	0 (0)	0 (0)	0 (0)	0 (0)	0 (0)	0 (0)	0 (0)	0 (0)	0 (0)
33	Ugonna Onyenso	0 (0)	1 (1)	4 (4)	0 (0)	0 (0)	0 (0)	0 (0)	1 (1)	0 (0)	4 (4)	0 (0)	0 (0)	0 (0)
34	Oscar Tshiebwe*	12 (38)	22 (75)	8 (40)	1 (2)	14 (51)	19 (73)	8 (22)	19 (66)	5 (9)	4 (16)	6 (19)	0 (0)	15 (55)
55	Lance Ware	0 (0)	0 (2)	1 (7)	0 (0)	1 (3)	1 (1)	0 (0)	0 (2)	2 (3)	1 (2)	1 (1)	0 (0)	0 (0)

Career total in (parentheses); *Includes pre-UK career

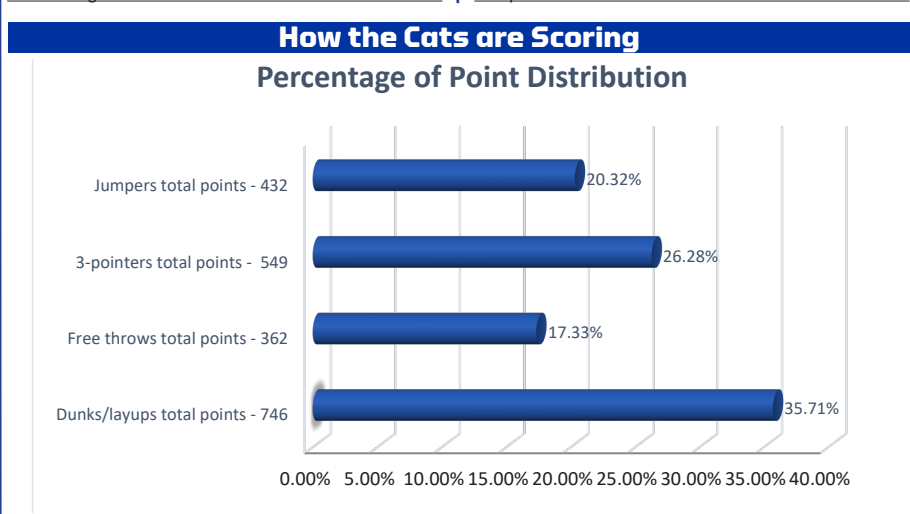
Starting Lineups						
Guard	Guard	G/F	Forward	Forward	Games	W-L
Wallace	Fredrick	Livingston	Toppin	Tshiebwe	7	5-2
Wheeler	Wallace	Reeves	Toppin	Tshiebwe	5	4-1
Wallace	Reeves	Livingston	Toppin	Tshiebwe	4	3-1
Wallace	Fredrick	Livingston	Toppin	Ware	3	2-1
Wheeler	Wallace	Livingston	Toppin	Tshiebwe	3	2-1
Wheeler	Wallace	Livingston	Ware	Tshiebwe	2	1-1
Wheeler	Wallace	Fredrick	Toppin	Ware	1	1-0
Wheeler	Wallace	Fredrick	Toppin	Tshiebwe	1	0-1
Wheeler	Wallace	Livingston	Collins	Tshiebwe	1	0-1
Wheeler	Fredrick	Livingston	Toppin	Tshiebwe	1	1-0

Starter	Games Started	Wins	Losses
Cason Wallace	27	19	8
Jacob Toppin	25	18	7
Oscar Tshiebwe	24	17	7
Chris Livingston	21	15	6
Sahvir Wheeler	14	9	5
CJ Fredrick	13	9	4
Antonio Reeves	9	7	2
Lance Ware	6	4	2
Daimion Collins	1	0	1

Streaks		Miscellaneous	
Overall	Won 3	Charges Drawn	Jacob Toppin - 10
Unranked AP teams anywhere	Won 2		CJ Fredrick - 2
Ranked AP teams anywhere	Won 1		Adou Thiero - 2
Home	Won 1		Oscar Tshiebwe - 1
Home AP ranked teams	Won 1		Sahvir Wheeler - 1
Home AP unranked teams	Lost 1	First Sub	Antonio Reeves - 14
Home SEC	Won 1		Daimion Collins - 7
Home nonconference	Lost 1		CJ Fredrick - 5
Home AP ranked SEC	Won 3		Lance Ware - 5
Home AP unranked SEC	Lost 1		Chris Livingston - 4
Home AP ranked nonconference	Lost 1		Adou Thiero - 3
Home AP unranked nonconference	Won 17		Sahvir Wheeler - 3
Road	Won 2		Jacob Toppin - 2
Road AP ranked teams	Won 1		Ugonna Onyenso - 1
Road AP unranked teams	Won 2		Oscar Tshiebwe - 1
Road SEC	Won 2		
Road nonconference	Lost 1	5-Second Violations	Forced by Kentucky - 2
Road AP ranked SEC	Won 1		Forced by Opponent - 1
Road AP unranked SEC	Won 2	10-Second Violations	Forced by Kentucky - 1
Road AP ranked nonconference	Lost 1		Forced by Opponent - 0
Road AP unranked nonconference	Lost 2	Shot-Clock Violations	Forced by Kentucky - 22
Neutral	Lost 1		Forced by Opponent - 3
Neutral AP ranked teams	Lost 6	Tipoffs (including OT)	Won by Kentucky - 19
Neutral AP unranked teams	Won 1		Won by Opponent - 11
Neutral SEC	Lost 1	3-Point Plays	Oscar Tshiebwe - 9
Neutral nonconference	Lost 1		Cason Wallace - 7
Neutral AP ranked SEC	Lost 3		Antonio Reeves - 4
Neutral AP unranked SEC	Won 1		CJ Fredrick - 2
Neutral AP ranked nonconference	Lost 5		Jacob Toppin - 2
Neutral AP unranked nonconference	Won 1		Chris Livingston - 1
			Daimion Collins - 1
			Chris Livingston
			Adou Thiero - 1
			Lance Ware - 1
			Sahvir Wheeler - 1

Kentucky's Record When ...		
KENTUCKY RECORD	ALL	SEC
Leading at halftime:	14-0	6-0
Tied at the half:	2-0	1-0
Trailing at halftime:	3-9	3-5
Shoot 50% or better:	8-1	3-1
Shoot less than 50%:	11-8	7-4
Shoot higher % than opp.:	15-1	6-1
Shoot lower % than opp.:	4-8	4-4
Opp. shoot worse than 40%:	8-0	2-0
Opp. shoot 40% or higher:	11-9	8-5
Score less than 60 points:	0-2	0-1
Score 60-69 points:	5-3	3-2
Score 70-79 points:	7-4	5-2
Score 80-89 points:	4-0	2-0
Score 90-99 points:	2-0	0-0
Score 100+ points:	1-0	0-0
Opp. score less than 60 pts.:	7-0	3-0
Opp. score 60-69 pts.:	9-1	4-0
Opp. score 70-79 pts.:	3-4	3-3
Opp. score 80-89 pts.:	0-4	0-2
Opp. score 90-99 pts.:	0-0	0-0
Opp. score 100+ pts.:	19-4	10-4
Outrebounded opponent:	0-5	0-1
Outrebounded by opponent:	0-0	0-0
Equal number of rebounds:	8-3	3-1
Fewer turnovers than opp.:	1-0	1-0
Same turnovers as opp.:	10-6	6-4
More turnovers than opp.:	7-1	1-1
Make 8 or more 3-pointers:	12-8	9-4
Make 7 or fewer 3-pointers:	4-1	3-1
Games decided by 5 or fewer:	0-1	0-0
Overtime games:	0-0	0-0

KENTUCKY RECORD	ALL	SEC
On CBS:	2-1	1-0
On ABC:	1-0	0-0
On ESPN/ESPN2/ESPNU:	7-7	7-4
On SEC Network:	7-1	2-1
On ESPN+/SEC Network+:	2-0	0-0
vs. SEC at home:	5-2	5-2
vs. SEC on road:	5-3	5-3
Games vs. AP ranked opp.:	2-3	2-0
Games following a loss:	7-2	3-2
Games following a win:	11-7	7-3
More points in the paint:	13-2	5-1
Fewer or same points in the paint:	6-7	5-4
More bench points than opp.:	11-7	5-3
Fewer or same bench pts.:	8-2	5-2
More second-chance points:	17-7	9-5
Fewer or same second-chance pts.:	2-2	1-0
More points off TOs:	19-3	3-2
Fewer or same points off TOs:	9-6	7-3
On Monday:	1-0	0-0
On Tuesday:	5-3	4-2
On Wednesday:	4-1	2-1
On Thursday:	1-0	0-0
On Friday:	1-0	0-0
On Saturday:	6-4	4-2
On Sunday:	1-1	0-0
In November:	5-2	0-0
In December:	4-2	0-1
In January:	6-3	6-2
In February:	4-2	4-2
In March:	0-0	0-0
In April:	0-0	0-0



Dunk Tracker		
Player	Dunks in 2022-23	Dunks in Career
Oscar Tshiebwe	30	111
Jacob Toppin	25	79
Daimion Collins	8	30
Lance Ware	11	24
Antonio Reeves	2	17
Cason Wallace	9	9
Chris Livingston	6	6
Ugonna Onyenso	4	4
Adou Thiero	1	1

Fast Facts	
Shooting Percentage	.459
Avg. Assists Per Game	15.8
Points Off Turnovers	13.3
Second-Chance Points	13.8
Points in the Paint	31.8
Fast Break Points	10.3
Bench Points	19.2
Points Per Possession	1.174
Avg. Time of Possession	17.7

First Points of the Game				
Player	Dunk/Layup	Jumper	3PT	FT
CJ Fredrick			3	
Antonio Reeves	1	1	1	
Chris Livingston		1	2	1
Jacob Toppin	3	3		1
Oscar Tshiebwe	2	3		1
Cason Wallace	1	3	1	



THE LAST TIME UK ...

INDIVIDUALS

SCORING

Scored 25 points: Oscar Tshiebwe (25) at Florida, 2/22/23
Scored 30 points: Oscar Tshiebwe (37) vs. GEORGIA, 1/17/23
Scored 35 Points: Oscar Tshiebwe (37) vs. GEORGIA, 1/17/23
Scored 40 points: Malik Monk (47) vs. North Carolina, 12/17/16
Scored 45 points: Malik Monk (47) vs. North Carolina, 12/17/16
Scored 50 points: Jodie Meeks (54) at Tennessee, 1/13/09
Scored 55 points: Never
Two players had 20 points: Antonio Reeves (20) and Oscar Tshiebwe (20) at Georgia, 2/11/23
Three players had 20 points: DeMarcus Cousins (27), John Wall (21), Patrick Patterson (20) vs. SAM HOUSTON STATE, 11/19/09
Two players had 30 points: Patrick Patterson (33) and Jodie Meeks (32) vs. TENNESSEE STATE, 12/22/08
Scored 20 points in two straight games: Cason Wallace (2), 2/4/23 - 2/7/23
Scored 20 points in three straight games: Oscar Tshiebwe (3), 11/29/21 - 12/11/21
Scored 20 points in four straight games: PJ Washington (4), 2/5/19 - 2/16/19
Scored 20 points in five straight games: Jamal Murray (12), 2/2/16 - 3/12/16
Scored 20 points in six straight games: Jamal Murray (12), 2/2/16 - 3/12/16
Scored 20 points in seven straight games: Jamal Murray (12), 2/2/16 - 3/12/16
Scored 20 points in eight straight games: Jamal Murray (12), 2/2/16 - 3/12/16
Scored 20 points in nine straight games: Jamal Murray (12), 2/2/16 - 3/12/16
Scored 20 points in 10 straight games: Jamal Murray (12), 2/2/16 - 3/12/16
Scored 20 points in 11 straight games: Jamal Murray (12), 2/2/16 - 3/12/16
Scored 20 points in 12 straight games: Jamal Murray (12), 2/2/16 - 3/12/16
Scored 20 points in 15 straight games: Dan Issel (18), 12/1/69 - 2/7/70
Scored 25 points in two straight games: Oscar Tshiebwe (2), 1/8/22 - 1/11/22
Scored 25 points in three straight games: Tayshaun Prince (3), 3/11/01-3/17/01
Scored 30 points in two straight games: Jodie Meeks vs. Appalachian State (46), 12/20/08; vs. TENNESSEE STATE (32), 12/22/08
Scored 30 points in three straight games: Dan Issel (6) 2/14/70 - 3/2/70
Scored in double figures in 10 straight games: Jacob Toppin (11), 1/17/23-2/22/23
Scored in double figures in 15 straight games: Oscar Tshiebwe (17), 1/19/22-11/15/22
Scored in double figures in 20 straight games: Immanuel Quickley (20), 12/28/19-3/7/20
Scored in double figures in 25 straight games: Malik Monk (30), 11/11/16-2/28/17
Scored in double figures in 30 straight games: Malik Monk (30), 11/11/16-2/28/17
Scored in double figures in 33 straight games: Jamal Murray (34), 11/17/15 - 3/19/16
Scored in double figures in 34 straight games: Jamal Murray (34), 11/17/15 - 3/19/16
Scored in double figures in 35 straight games: Kenny Walker (36), 11/14/85 - 3/22/86
Five players scored in double figures: Antonio Reeves (16), Oscar Tshiebwe (15), Jacob Toppin (12), CJ Fredrick (10), Cason Wallace (10) at Vanderbilt, 1/24/23
Six players scored in double figures: Kellan Grady (19), Daimon Collins (14), Oscar Tshiebwe (14), Keion Brooks Jr. (13), Davion Mintz (13), TyTy Washington Jr. (10) vs. ROBERT MORRIS, 11/12/21
Seven players scored in double figures: Randolph Morris (17), Kelenna Azubuike (15), Patrick Sparks (14), Chuck Hayes (12), Rajon Rondo (11), Ravi Moss (10) and Ramel Bradley (10) vs. MISSISSIPPI STATE 2/19/05
Four players with 15 or more points: Antonio Reeves (22), CJ Fredrick (20), Jacob Toppin (15) and Cason Wallace (15) vs. HOWARD, 11/7/22

DOUBLE-DOUBLES

Double-double: Chris Livingston (10 points, 15 rebounds), Jacob Toppin (19 points, 11 rebounds) at Florida, 2/22/23
Triple-double: Isaiah Briscoe (19 points, 11 rebounds, 10 assists) at Ole Miss, 12/29/16
20-10 (rebs) game: Oscar Tshiebwe (20 points, 14 rebounds) at Georgia, 2/11/23
20-10 (assts) game: De'Aaron Fox (24 points, 10 assists) vs. North Carolina, 12/17/16

20-15 game: Oscar Tshiebwe (37 points, 24 rebounds) vs. GEORGIA, 1/17/23
20-20 game: Oscar Tshiebwe (37 points, 24 rebounds) vs. GEORGIA, 1/17/23
30-10 game: Oscar Tshiebwe (37 points, 24 rebounds) vs. GEORGIA, 1/17/23
30-15 game: Oscar Tshiebwe (37 points, 24 rebounds) vs. GEORGIA, 1/17/23
30-20 game: Oscar Tshiebwe (37 points, 24 rebounds) vs. GEORGIA, 1/17/23
40-30 game: Bill Spivey (40 points, 34 rebounds) vs. XAVIER, 2/13/51
Back-to-back 20-10 games: Oscar Tshiebwe (23 p, 19 r) at Missouri, 12/28/22; (24 p, 14 r) vs. LOUISVILLE, 12/31/22
Three straight 20-10 games: Julius Randle (23 p, 16 r) vs. UNC ASHEVILLE, 11/8/13; (22 p, 14 r) vs. NORTHERN KENTUCKY, 11/10/13; (27 p, 13 r) vs. Michigan State, 11/12/13
Double-double in points and rebs.: Chris Livingston (10 points, 15 rebounds), Jacob Toppin (19 points, 11 rebounds) at Florida, 2/22/23
Double-double in points and assists: Sahvir Wheeler (11 points, 11 assists) vs. DUQUESNE, 11/11/22
Double-double in points and blocks: Never
Double-double in points and steals: Never
Double-double in two consecutive games: Chris Livingston (2) 2/18/23-2/22/23
Double-double in three consecutive games: Oscar Tshiebwe (3) 1/10/23-1/17/23
Double-double in four consecutive games: Oscar Tshiebwe (17) 1/19/22-11/15/22
Double-double in five consecutive games: Oscar Tshiebwe (17) 1/19/22-11/15/22
Double-double in 10 consecutive games: Oscar Tshiebwe (17) 1/19/22-11/15/22
Double-double in 15 consecutive games: Oscar Tshiebwe (17) 1/19/22-11/15/22
Two players record double-doubles: Chris Livingston (10 points, 15 rebounds), Jacob Toppin (19 points, 11 rebounds) at Florida, 2/22/23
Three players record double-doubles: PJ Washington (20 points, 13 rebounds), Reid Travis (18 points, 12 rebounds), Keldon Johnson (15 points, 10 rebounds) vs. KANSAS, 1/26/19
Four players record double-doubles: Jack Givens (30 pts, 13 rebs), Kyle Macy (16 pts, 10 assts), Mike Phillips (22 pts, 18 rebs), Rick Robey (23 pts, 13 rebs) vs. SMU 11/26/77
Five players record double-doubles: Never

FIELD GOALS

Made 12 FG in a game: Oscar Tshiebwe (12) at Florida, 2/33/23
Made 15 FG in a game: Malik Monk (18) vs. North Carolina, 12/17/16
Made 16 FG in a game: Malik Monk (18) vs. North Carolina, 12/17/16
Made 17 FG in a game: Malik Monk (18) vs. North Carolina, 12/17/16
Made 18 FG in a game: Malik Monk (18) vs. North Carolina, 12/17/16
Made 19 FG in a game: Dan Issel (19) at Alabama, 2/23/70
Made 20 FG in a game: Dan Issel (23) at Ole Miss, 2/7/70
Made 21 FG in a game: Dan Issel (23) at Ole Miss, 2/7/70
Made 22 FG in a game: Dan Issel (23) at Ole Miss, 2/7/70
Made 23 FG in a game: Dan Issel (23) at Ole Miss, 2/7/70
Made 24 FG in a game: Never
Attempted 17 FG in a game: Antonio Reeves (21) at Georgia, 2/11/23
Attempted 18 FG in a game: Antonio Reeves (21) at Georgia, 2/11/23
Attempted 19 FG in a game: Antonio Reeves (21) at Georgia, 2/11/23
Attempted 20 FG in a game: Antonio Reeves (21) at Georgia, 2/11/23
Attempted 25 FG in a game: Malik Monk (23) vs. North Carolina, 12/17/16

3-POINTERS

Made 5 3-pointers in a game: Antonio Reeves (6) at Ole Miss, 1/31/23
Made 6 3-pointers in a game: Antonio Reeves (6) at Ole Miss, 1/31/23
Made 7 3-pointers in a game: Kellan Grady (7) vs. ALABAMA, 2/19/22
Made 8 3-pointers in a game: Immanuel Quickley (8) at Texas A&M, 2/25/20
Made 9 3-pointers in a game: Jodie Meeks (10) at Tennessee, 1/13/09
Made 10 3-pointers in a game: Jodie Meeks (10) at Tennessee, 1/13/09
Made 11 3-pointers in a game: Never
Two players made at least 5 3-pointers in a game: Davion Mintz (6), Brandon Boston Jr. (6) vs. SOUTH CAROLINA, 3/6/21

Two players made at least 6 3-pointers in a game: Davion Mintz (6), Brandon Boston Jr. (6) vs. SOUTH CAROLINA, 3/6/21
Two players made at least 7 3-pointers in a game: Never
Attempted 10 3-pointers in a game: Antonio Reeves (11) and CJ Fredrick (10) vs. TEXAS A&M, 1/21/23
Attempted 15 3-pointers in a game: Jodie Meeks (15) at Tennessee, 1/13/09
Attempted 16 3-pointers in a game: Derrick Miller (16) vs. LSU 2/15/90
Attempted 17 3-pointers in a game: Derrick Miller (19) at Kansas 12/9/89
Attempted 18 3-pointers in a game: Derrick Miller (19) at Kansas 12/9/89
Attempted 19 3-pointers in a game: Derrick Miller (19) at Kansas 12/9/89
Attempted 20 3-pointers in a game: Never
Made a 3-pointer in 10 straight games: Antonio Reeves (11), 11/7/22-12/21/22
Made a 3-pointer in 15 straight games: Kellan Grady (21), 11/29/21-2/19/22
Made a 3-pointer in 20 straight games: Kellan Grady (21), 11/29/21-2/19/22
Made a 3-pointer in 30 straight games: Jamal Murray (36), 11/13/15-3/19/16
Made two 3-pointers in 10 straight games: Kevin Knox (11), 2/10/16-3/11/18
Made three 3-pointers in 10 straight games: Gerald Fitch (20), 1/14/03-3/23/03
Made three 3-pointers in 15 straight games: Gerald Fitch (20), 1/14/03-3/23/03
Made three 3-pointers in 20 straight games: Gerald Fitch (20), 1/14/03-3/23/03
Made three 3-pointers in 25 straight games: Keith Bogans (29), 3/14/02-2/26/03

FREE THROWS

Made 8 FT in a game: Oscar Tshiebwe (10) vs. Tennessee, 2/18/23
Made 9 FT in a game: Oscar Tshiebwe (10) vs. Tennessee, 2/18/23
Made 10 FT in a game: Oscar Tshiebwe (10) vs. Tennessee, 2/18/23
Made 11 FT in a game: Oscar Tshiebwe (13) vs. GEORGIA, 1/17/23
Made 12 FT in a game: Oscar Tshiebwe (13) vs. GEORGIA, 1/17/23
Made 13 FT in a game: Oscar Tshiebwe (13) vs. GEORGIA, 1/17/23
Made 14 FT in a game: Olivier Sarr (14) vs. VANDERBILT, 1/5/21
Made 15 FT in a game: Rodrick Rhodes (16) vs. Ole Miss, 1/18/95
Made 16 FT in a game: Rodrick Rhodes (16) vs. Ole Miss, 1/18/95
Made 17 FT in a game: Dwight Anderson (18) vs. MISSISSIPPI STATE, 2/12/79
Made 18 FT in a game: Dwight Anderson (18) vs. MISSISSIPPI STATE, 2/12/79
Made 18 FT in a game: Never
Attempted 10 FT in a game: Oscar Tshiebwe (11) vs. Tennessee, 2/18/23
Attempted 15 FT in a game: Oscar Tshiebwe (18) vs. GEORGIA, 1/17/23
Attempted 20 FT in a game: PJ Washington (20) vs. Kansas State, 3/22/18
Attempted 25 FT in a game: Never
Made 20 Straight FT: Antonio Reeves (23), 1/14/23-2/7/23
Made 30 Straight FT: Tyler Herro (38), 2/16/19-3/29/19

REBOUNDS

15 Rebs: Chris Livingston (15) at Florida, 2/22/23
20 Rebs: Oscar Tshiebwe (24) vs. GEORGIA, 1/17/23
25 Rebs: Oscar Tshiebwe (28) vs. WESTERN KENTUCKY, 12/22/21
26 Rebs: Oscar Tshiebwe (28) vs. WESTERN KENTUCKY, 12/22/21
27 Rebs: Oscar Tshiebwe (28) vs. WESTERN KENTUCKY, 12/22/21
28 Rebs: Oscar Tshiebwe (28) vs. WESTERN KENTUCKY, 12/22/21
30 Rebs: Cotton Nash (30) vs. OLE MISS, 2/8/64
34 Rebs: Bob Burrow (34) vs. TEMPLE, 12/10/55
35 Rebs: Never
20+ Rebs in two consecutive games: Oscar Tshiebwe (2), 12/22/21-12/29/21
10+ Rebs in three consecutive games: Oscar Tshiebwe (5), 1/10/23-1/24/23
10+ Rebs in four consecutive games: Oscar Tshiebwe (5), 1/10/23-1/24/23
10+ Rebs in five consecutive games: Oscar Tshiebwe (5), 1/10/23-1/24/23
10+ rebs in 10 consecutive games: Oscar Tshiebwe (6),



THE LAST TIME UK ...

11/20/22-12/17/22
10+ rebs in 15 consecutive games: Oscar Tshiebwe (22), 1/4/22-11/15/22
10+ rebs in 20 consecutive games: Oscar Tshiebwe (22), 1/4/22-11/15/22
10+ rebs in 25 consecutive games: Never
Two players had 10 rebounds: Chris Livingston (15), Jacob Toppin (11) at Florida, 2/22/23
Three players had 10 rebounds: Oscar Tshiebwe (15), Jacob Toppin (10), Ugonna Onyenso (10) vs. NORTH FLORIDA, 11/23/22

ASSISTS

6 assists: Cason Wallace (6) at Florida, 2/22/23
7 assists: Cason Wallace (11) at Mississippi State, 2/15/23
8 assists: Cason Wallace (11) at Mississippi State, 2/15/23
9 assists: Cason Wallace (11) at Mississippi State, 2/15/23
10 assists: Cason Wallace (11) at Mississippi State, 2/15/23
11 assists: Cason Wallace (11) at Mississippi State, 2/15/23
12 assists: TyTy Washington Jr. (17) vs. GEORGIA, 1/8/22
13 assists: TyTy Washington Jr. (17) vs. GEORGIA, 1/8/22
14 assists: TyTy Washington Jr. (17) vs. GEORGIA, 1/8/22
15 assists: TyTy Washington Jr. (17) vs. GEORGIA, 1/8/22
16 assists: TyTy Washington Jr. (17) vs. GEORGIA, 1/8/22
17 assists: TyTy Washington Jr. (17) vs. GEORGIA, 1/8/22
18 assists: Never
5+ assists in four consecutive games: Cason Wallace (5), 2/7/23-2/23/23
8+ assists in two consecutive games: Sahvir Wheeler (3), 12/28/22-1/3/23

BLOCKS

4 blocks: Oscar Tshiebwe (4) at Georgia, 2/11/23
5 blocks: Oscar Tshiebwe (5) vs. Vanderbilt, 3/11/22
6 blocks: Isaiah Jackson (7) vs. ALABAMA, 1/12/21
7 blocks: Isaiah Jackson (7) vs. ALABAMA, 1/12/21
8 blocks: Isaiah Jackson (8) vs. Kansas, 12/1/20
9 blocks: Willie Cauley-Stein (9) vs. BOISE STATE, 12/10/13
10 blocks: Nerlens Noel (12) at Ole Miss, 1/29/13
11 blocks: Nerlens Noel (12) at Ole Miss, 1/29/13
12 blocks: Nerlens Noel (12) at Ole Miss, 1/29/13
13 blocks: Never

STEALS

4 steals: Cason Wallace (5) vs. KANSAS, 1/28/23
5 steals: Cason Wallace (5) vs. KANSAS, 1/28/23
6 steals: Cason Wallace (8) vs. Michigan State, 11/15/22
7 steals: Cason Wallace (8) vs. Michigan State, 11/15/22
8 steals: Cason Wallace (8) vs. Michigan State, 11/15/22
9 steals: Never
3+ steals in five consecutive games: Ashton Hagans (7), 12/22/18 - 1/19/19
3+ steals in 10 consecutive games: Never

MINUTES

Played every minute: Antonio Reeves (40) at Georgia, 2/11/23
Played 40+ minutes: Antonio Reeves (40) at Georgia, 2/11/23
Played more than 50 minutes: Patrick Patterson (50) vs. VANDERBILT, 1/12/08

FOULS

Fouled out: Oscar Tshiebwe vs. FLORIDA, 2/4/23
Two players fouled out: Isaiah Jackson and Davion Mintz at Vanderbilt, 2/17/21
Three players fouled out: Terrence Clarke, Isaiah Jackson, Olivier Sarr, Lance Ware vs. North Carolina, 12/19/20
Four players fouled out: Terrence Clarke, Isaiah Jackson, Olivier Sarr, Lance Ware vs. North Carolina, 12/19/20
Technical foul: John Calipari vs. ARKANSAS, 2/7/23

TEAM

WINS/LOSSES

Won 10 straight games: 10, 1/8/19-2/9/19
Won 20 straight games: 38, 11/14/14-3/28/15
Won 30 straight games: 38, 11/14/14-3/28/15
Won 40 straight games: Never
Lost consecutive games: 2, 2/7/23-2/11/23
Lost three straight games: 4, 1/26/21-2/9/21
Lost four straight games: 4, 1/26/21-2/9/21
Lost five straight games: 6, 11/29/20-12/26/20
Lost six straight games: 6, 11/29/20-12/26/20
Lost 10 straight games: Never

STARTS

Started four freshmen: Devin Askew, Brandon Boston Jr., Terrence Clarke, Isaiah Jackson vs. Georgia Tech, 12/6/20
Started five freshmen: Hamidou Diallo, Shai Gilgeous-Alexander, Kevin Knox, Nick Richards, PJ Washington vs. Kansas State, 3/22/18

SCORING

Scored 90 or more points: 96 vs. NORTH FLORIDA, 11/23/22 (W, 96-56)
Scored 90 or more points (SEC game): 90 vs. ALABAMA, 2/19/22 (W, 90-81)
Scored 100 or more points: 106 vs. SOUTH CAROLINA STATE, 11/15/22 (W, 106-63)
Scored 100 or more points (SEC game): 107 vs. TENNESSEE, 1/15/22 (W, 107-79)
Scored 110 or more points: 115 vs. Arizona State, 11/28/16 (W, 115-69)
Scored 110 or more points (SEC game): 110 vs. AUBURN, 2/21/15 (W, 110-75)
Scored 120 or more points: 120 at Vanderbilt, 2/7/96 (W, 120-81)
Scored 120 or more points (SEC game): 120 at Vanderbilt, 2/7/96 (W, 120-81)
Scored 130 or more points: 143 vs. Georgia, 2/27/56 (W, 143-66)
Scored 140 or more points: 143 vs. Georgia, 2/27/56 (W, 143-66)
Scored 150 or more points: Never
Scored less than 50 points: 48 vs. Vanderbilt, 3/15/13 (L, 64-48)
Scored 100 points in two consecutive games: vs. CLEVELAND STATE (11/23/16), vs. UT MARTIN (11/25/16), vs. Arizona State (11/28/16)
Scored 100 points in three consecutive games: vs. CLEVELAND STATE (11/23/16), vs. UT MARTIN (11/25/16), vs. Arizona State (11/28/16)
Scored 100 points in consecutive SEC games: 2/27/56 - 3/3/56

SHOOTING PERCENTAGES

Shot 70% from the field: .722 (39-54) vs. MISSISSIPPI STATE, 2/15/86
Shot 65% from the field: .679 (38-56) vs. TENNESSEE, 1/15/22
Shot 30% or less from the field: .288 (21-73) at Alabama (1/7/23)
Allowed 50% shooting: .500 (26-52) at Florida, 2/22/23
Allowed 60% shooting: .627 (32-51) ARKANSAS, 2/7/23
Allowed 30% or less shooting: .281 (18-64) at Alabama, 2/5/22
Allowed 20% or less shooting: .197 (12-61) vs. MONTANA STATE, 11/23/14

FREE THROWS

Shot 90% or better from FT line: .952 (20-21) vs. TENNESSEE, 1/15/22
Shot 100% from FT Line: 10-10 vs. FLORIDA, 2/22/20
Shot 50% or less from FT line: .500 (7-14) vs. SOUTH CAROLINA, 1/10/23
Attempted 40 FT: 41 (27-41) vs. TENNESSEE STATE, 11/23/18
Attempted five or less FT: 2 (1-2) at Vanderbilt, 1/24/23
Made 30 FT: 31 (31-36) vs. MISSISSIPPI STATE, 2/4/20

3-POINTERS

Hit 0 3-pointers: 0 (0-10) vs. RICHMOND, 11/29/20
Hit 10 3-pointers: 11 (11-32) vs. TEXAS A&M, 1/21/23
Hit 11 3-pointers: 11 (11-32) vs. TEXAS A&M, 1/21/23
Hit 12 3-pointers: 13 (13-23) vs. FLORIDA A&M, 12/21/22
Hit 13 3-pointers: 13 (13-23) vs. FLORIDA A&M, 12/21/22
Hit 14 3-pointers: 14 (14-26) vs. ARKANSAS, 2/9/21
Hit 15 3-pointers: 15 (15-27) vs. GEORGIA, 3/1/12
Hit 16 3-pointers: 16 (16-33) vs. UNC ASHEVILLE, 12/23/96
Hit 17 3-pointers: 20 (20-35) vs. LSU, 3/4/95
Hit 18 3-pointers: 20 (20-35) vs. LSU, 3/4/95
Hit 19 3-pointers: 20 (20-35) vs. LSU, 3/4/95
Hit 20 3-pointers: 20 (20-35) vs. LSU, 3/4/95
Hit 21 3-pointers: 21 (21-48) vs. North Carolina, 12/27/89
Hit 22 3-pointers: Never

SCORING MARGINS

Won game by 50 points or more: 58 vs. MONTANA STATE (W, 86-28), 11/23/14
Won game by 60 points or more: 62 vs. VANDERBILT (W, 106-44), 3/5/03
Won game by 70 points or more: 74 vs. UT MARTIN (W, 124-50), 11/26/94
Lost game by 20 points or more: 26 at ALABAMA (L, 78-52), 1/7/23
Lost game by 30 points or more: 34 vs. Duke (L, 118-84), 11/6/18
Lost game by 40 points or more: 41 at Vanderbilt (L, 93-52), 2/12/08
Lost game by 50 points or more: 55 at Kansas (L, 150-95), 12/9/89
Lost game by 60 points or more: 70 at Central (L, 87-17), 1/28/1910
Lost game by 70 points or more: 70 at Central (L, 87-17), 1/28/1910
Game decided by one point: vs. Mississippi State, 3/11/21

(L, 74-73)

Game decided by two or fewer points: at Arkansas, 2/26/22 (L, 75-73)

Game decided by three or fewer points: at Mississippi State, 2/15/23 (W, 71-68)

Two consecutive games decided by one point: vs. NORTH CAROLINA (W, 73-72), 12/3/11; at Indiana (L, 73-72), 12/10/11

Three consecutive games decided by one point: Never
Two consecutive games decided by two or fewer points: Arkansas (L, 81-80), 2/9/21; Auburn (W, 82-80), 2/13/21

Three consecutive games decided by three or fewer points: at Auburn (L, 99-97 OT), 2/11/74, vs. TENNESSEE (W, 61-58), 2/16/74 and at Ole Miss (L, 61-60), 2/18/74

COMEBACKS

Came back from 10-point deficit for win: 85-71 vs. GEORGIA (1/17/23); Trailed by 11 at 36-25 (3:39 in 1st)

Came back from 11-point deficit for win: 85-71 vs. GEORGIA (1/17/23); Trailed by 11 at 36-25 (3:39 in 1st)

Came back from 12-point deficit for win: 90-81 vs. ALABAMA (2/19/22); Trailed by 13 at 41-28 (5:35 in 1st)

Came back from 13-point deficit for win: 90-81 vs. ALABAMA (2/19/22); Trailed by 13 at 41-28 (5:35 in 1st)

Came back from 14-point deficit for win: 71-70 at Florida (3/7/20); Trailed by 18 at 59-41 (11:48 in 2nd)

Came back from 15-point deficit for win: 71-70 at Florida (3/7/20); Trailed by 18 at 59-41 (11:48 in 2nd)

Came back from 16-point deficit for win: 71-70 at Florida (3/7/20); Trailed by 18 at 59-41 (11:48 in 2nd)

Came back from 17-point deficit for win: 71-70 at Florida (3/7/20); Trailed by 18 at 59-41 (11:48 in 2nd)

Came back from 18-point deficit for win: 71-70 at Florida (3/7/20); Trailed by 18 at 59-41 (11:48 in 2nd)

Came back from 19-point deficit for win: 73-67 vs. Vanderbilt (2/28/17); Trailed by 19 at 25-6 (8:03 in 1st)

Came back from 20-point deficit for win: 82-79 at Vanderbilt (2/22/97); Trailed by 22 at 40-18 (3:51 in 1st)

Came back from 30-point deficit for win: 99-95 at LSU (2/15/94); Trailed by 31 at 68-37 (15:34 in 2nd)

Came back from 31-point deficit for win: 99-95 at LSU (2/15/94); Trailed by 31 at 68-37 (15:34 in 2nd)

REBOUNDS

Pulled down 50 rebounds: 50 (18-32) vs. NORTH FLORIDA, 11/23/22

Pulled down 55 rebounds: 59 (20-39) vs. Arizona State, 11/28/16

Pulled down 60 rebounds: 62 (19-43) vs. Morehead State, 12/16/95

OVERTIME GAMES

Played an overtime game: vs. Michigan State, 11/15/22 (L, 86-77 2OT)

Won an overtime game: MISSISSIPPI STATE, 1/25/22 (W, 82-74 OT)

Lost an overtime game: vs. Michigan State, 11/15/22 (L, 86-77 2OT)

Played an SEC overtime game: MISSISSIPPI STATE, 1/25/22 (W, 82-74 OT)

Won an SEC overtime game: MISSISSIPPI STATE, 1/25/22 (W, 82-74 OT)

Lost an SEC overtime game: at Texas A&M, 2/20/16 (L, 79-77 OT)

Played an overtime game in SEC Tournament: vs. Texas A&M, 3/13/16 (W, 82-77 OT)

Won an overtime game in SEC Tournament: vs. Texas A&M, 3/13/16 (W, 82-77 OT)

Played an overtime game in NCAA Tournament: vs. Saint Peter's, 3/17/22 (L, 85-79 OT)

Won an overtime game in NCAA Tournament: vs. St. Bonaventure, 3/16/00 (W, 85-80 2OT)

Lost an overtime game in NCAA Tournament: vs. Saint Peter's, 3/17/22 (L, 85-79 OT)

Played two overtimes: vs. Michigan State, 11/15/22 (L, 86-77 2OT)

Played three overtimes: vs. TEMPLE 12/7/57 (W, 85-83)

Played four or more overtimes: Never

Played two consecutive overtime games: 1/6/15 vs. OLE MISS (W, 89-86) and 1/10/15 at Texas A&M (70-64)

Played three consecutive overtime games: Never



THE LAST TIME A UK OPPONENT ...

INDIVIDUALS

SCORING

Scored 25 points: Colin Castleton (25), FLORIDA, 2/4/23
Scored 30 points: Kobe Brown (30), at Missouri, 12/28/22
Scored 35 points: Bubba Parham (35), VMI, 11/21/18
Scored 40 points: Elston Turner (40), TEXAS A&M, 1/12/13
Scored 45 points: David Robinson (45), Navy, 1/25/87
Scored 50 points: Austin Carr (50), Notre Dame, 12/29/79
Scored 60 points: Pete Maravich (64), LSU, 2/21/70
Scored 65 points: Never
Two players had 20 points: Rasir Bolton (24), Drew Timme (22) and Julian Strawther (20), at Gonzaga, 11/20/22
Three players had 20 points: Rasir Bolton (24), Drew Timme (22) and Julian Strawther (20), at Gonzaga, 11/20/22
Two players had 30 points: Ronnie Henderson (36) and Claren Ceasar (32), LSU, 2/15/94
Five players scored in double figures: ARKANSAS, 2/7/23

FIELD GOALS

Made 15 FG in a game: David Robinson (17), NAVY, 1/25/87
Made 16 FG in a game: David Robinson (17), NAVY, 1/25/87
Made 17 FG in a game: David Robinson (17), NAVY, 1/25/87
Made 18 FG in a game: Steve Downing (19), Indiana, 12/11/71
Made 19 FG in a game: Steve Downing (19), Indiana, 12/11/71
Made 20 FG in a game: Johnny Neumann (20), Ole Miss, 1/2/71
Made 21 FG in a game: Austin Carr (21), Notre Dame, 12/29/70
Made 22 FG in a game: Austin Carr (22), Notre Dame, 3/12/70
Made 23 FG in a game: Pete Maravich (23), LSU, 2/21/70
Made 24 FG in a game: Never
Attempted 17 FG in a game: Jalen Wilson (18), vs. KANSAS, 1/28/23
Attempted 18 FG in a game: Jalen Wilson (18), vs. KANSAS, 1/28/23
Attempted 19 FG in a game: Jaime Jaquez Jr. (19), UCLA, 12/17/22
Attempted 20 FG in a game: Hunter Dickerson (22), vs. Michigan, 12/4/22
Attempted 25 FG in a game: JD Notae (26), Arkansas, 2/26/22
Attempted 30 FG in a game: Freeman Williams (40), Portland State, 12/16/17
Attempted 35 FG in a game: Freeman Williams (40), PORTLAND STATE, 12/16/77
Attempted 40 FG in a game: Freeman Williams (40), PORTLAND STATE, 12/16/77
Attempted 45 FG in a game: Johnny Neumann (50), Ole Miss, 1/2/71
Attempted 50 FG in a game: Johnny Neumann (50), Ole Miss, 1/2/71
Attempted 53 FG in a game: Pete Maravich (53), LSU, 2/22/69
Attempted 54 FG in a game: Never

3-POINTERS

Made 5 3-pointers in a game: Meechie Johnson (6), SOUTH CAROLINA, 1/10/23
Made 6 3-pointers in a game: Meechie Johnson (6), SOUTH CAROLINA, 1/10/23
Made 7 3-pointers in a game: Keon Ellis (7), ALABAMA, 2/19/22
Made 8 3-pointers in a game: Bubba Parham (10), VMI, 11/18/18
Made 9 3-pointers in a game: Bubba Parham (10), VMI, 11/18/18
Made 10 3-pointers in a game: Bubba Parham (10), VMI, 11/18/18
Made 11 3-pointers in a game: Corey Allmond (11), Sam Houston State, 11/19/2009
Made 12 3-pointers in a game: Never
Attempted 10 3-pointers in a game: Meechie Johnson (10), SOUTH CAROLINA, 1/10/23
Attempted 15 3-pointers in a game: Bubba Parham (16), VMI, 11/18/18
Attempted 16 3-pointers in a game: Bubba Parham (16), VMI, 11/18/18
Attempted 17 3-pointers in a game: Chris Jackson (17), LSU, 2/15/90
Attempted 18 3-pointers in a game: Jeff Boschee (18), Kansas, 3/14/99
Attempted 19 3-pointers in a game: Never

FREE THROWS

Made 10 FT in a game: Kario Oquendo (10), Georgia, 2/11/23
Made 11 FT in a game: Xavier Pinson (12), LSU, 2/23/22
Made 12 FT in a game: Xavier Pinson (12), LSU, 2/23/22
Made 13 FT in a game: Samir Doughty (14), Auburn, 2/1/20
Made 14 FT in a game: Samir Doughty (14), Auburn, 2/1/20

Made 15 FT in a game: Brenton Williams (15), South Carolina, 3/1/14
Made 16 FT in a game: Dan Cross (16), FLORIDA, 2/18/95
Made 17 FT in a game: John Mengelt (17), AUBURN, 3/2/70
Made 18 FT in a game: Pete Maravich (18), LSU, 2/21/70
Made 19 FT in a game: Never
Attempted 15 FT in a game: Samir Doughty (15), Auburn, 2/1/20
Attempted 20 FT in a game: Harding McCaleb (25), Louisville, 2/22/1916
Attempted 25 FT in a game: Harding McCaleb (25), Louisville, 2/22/1916
Attempted 26 FT in a game: Never

REBOUNDS

15 Rebs: Dedric Lawson (15), KANSAS, 1/26/19
16 Rebs: Kennedy Meeks (17), North Carolina, 3/26/17
17 Rebs: Kennedy Meeks (17), North Carolina, 3/26/17
18 Rebs: Sean May (19), North Carolina, 12/4/04
19 Rebs: Sean May (19), North Carolina, 12/4/04
20 Rebs: Andrew DeClercq (20), Florida, 1/18/94
25 Rebs: Leon Douglas (25), ALABAMA, 1/20/75
30 Rebs: Kenneth Stanley (30), SOUTHERN CAL, 12/4/61
31 Rebs: Never
Two players had 10 rebounds: Julian Strawther (14) and Anton Watson (10), at Gonzaga, 11/20/22
Three players had 10 rebounds: Craig Victor II (12), Tim Quarterman (10), Ben Simmons (10), LSU, 1/5/16

ASSISTS

10 assists: Tony Trocha-Morelos (10), Texas A&M, 3/4/17
11 assists: Dwyane Wade (11), Marquette, 3/29/03
12 assists: Edgar Padilla (12), UMass, 3/30/96
13 assists: Billy McCaffrey (14), Vanderbilt, 1/13/93
14 assists: Billy McCaffrey (14), Vanderbilt, 1/13/93
15 assists: Eric Richardson (15), Alabama, 2/4/84
16 assists: Never

BLOCKS

5 blocks: Makhel Mitchell (5), ARKANSAS, 2/7/23
6 blocks: Jamarion Sharp (7), WESTERN KENTUCKY, 12/22/21
7 blocks: Jamarion Sharp (7), WESTERN KENTUCKY, 12/22/21
8 blocks: Jarvis Varnado (10), Mississippi State, 1/15/08
9 blocks: Jarvis Varnado (10), Mississippi State, 1/15/08
10 blocks: Jarvis Varnado (10), Mississippi State, 1/15/08
11 blocks: Samaki Walker (11), Louisville, 1/1/95
12 blocks: Never

STEALS

5 steals: Anthony Black (5), ARKANSAS, 2/7/23
6 steals: Mark Sears (6), at Alabama, 1/7/23
7 steals: Ben Simmons (7), LSU, 3/5/16
8 steals: Never

TEAM

SCORING

Scored 90 or more points: 118, Duke, 11/6/18 (L, 118-84)
Scored 90 or more points (SEC game): 90, Georgia, 3/4/09 (L, 90-85)
Scored 100 or more points: 118, Duke, 11/6/18 (L, 118-84)
Scored 100 or more points (SEC game): 101, Arkansas, 2/10/93 (L, 101-94)
Scored 110 or more points: 118, Duke, 11/6/18 (L, 118-84)
Scored 110 or more points (SEC game): 110, Vanderbilt, 3/4/67 (L, 110-94)
Scored 120 or more points: 121, North Carolina, 12/27/89 (L, 121-110)
Scored 120 or more points (SEC game): Never
Scored 130 or more points: 150, Kansas, 12/9/89 (L, 150-95)
Scored 140 or more points: 150, Kansas, 12/9/89 (L, 150-95)
Scored 150 or more points: 150, Kansas, 12/9/89 (L, 150-95)
Scored 160 or more points: Never
Scored less than 50 points: 41, BELLARMINE, 11/29/22 (W, 60-41)
Scored less than 50 points (SEC game): 48, SOUTH CAROLINA, 2/5/19 (W, 76-48)
Scored less than 40 points: 39, West Virginia, 3/26/15 (W, 78-39)
Scored less than 40 points (SEC game): 37, MISSOURI, 1/13/15 (W, 86-37)
Scored less than 30 points: 28, MONTANA STATE, 11/23/14 (W, 86-28)
Scored less than 30 points (SEC game): 26, GEORGIA TECH, 1/28/46 (W, 86-37)
Scored less than 20 points: 18, WESTERN ONTARIO, 12/10/49 (W, 90-21)

Scored less than 20 points (SEC game): 18, ALABAMA, 2/10/40 (W, 46-18)
Scored less than 10 points: 9, Tulane, 12/21/34 (W, 39-9)
Scored less than 10 points (SEC game): Never

SHOOTING PERCENTAGES

Shot 70% from the field: Never
Shot 60% from the field: .627 (32-51), ARKANSAS, 2/7/23
Shot 50% from the field: .500 (26-52), at Florida, 2/22/23
Shot 30% or less from the field: .281 (18-64) at Alabama, 2/5/22
Shot 20% or less from the field: .197 (12-61), MONTANA STATE, 11/23/14
Shot 10% or less from the field: Never (shooting percentages not recorded prior to 1947)

3-Pointers

Made 10 or more 3-pointers: 11 (11-20), vs. SOUTH CAROLINA, 1/10/23
Made 15 or more 3-pointers: 19 (19-38), VMI, 11/18/18
Made 20 or more 3-pointers: Never
Made zero 3-pointers: 0 (0-15), Auburn, 1/19/13
Attempted 30 or more 3-pointers: 40 (14-40), ALABAMA, 2/19/22

FREE THROWS

Shot 90% or better from FT line: 90.0 (9-10), vs. KANSAS, 1/28/23
Shot 100% from FT Line: 16-16, TEXAS A&M, 1/21/23
Shot 50% or less from FT line: .286 (4-14), TENNESSEE, 2/18/23
Attempted 40 FT: 44 (33-44), Auburn, 2/1/20
Attempted five or less FT: 4 (2-4), HIGH POINT, 12/31/21
Made 30 FT: 33 (33-44), Auburn, 2/1/20

REBOUNDS

Pulled down 50 rebounds: 54 (17-37), Florida, 2/4/17
Pulled down 20 offensive rebounds: 23, LSU, 2/18/20



RUPP ARENA AT CENTRAL BANK CENTER

Year-by-Year Records

Season	W-L	Percentage
2022-23	13-3	.813
2021-22	18-0	1.000
2020-21	5-6	.455
2019-20	16-2	.889
2018-19	17-1	.944
2017-18	16-2	.889
2016-17	15-2	.882
2015-16	17-0	1.000
2014-15	19-0	1.000
2013-14	16-2	.889
2012-13	16-2	.889
2011-12	18-0	1.000
2010-11	15-0	1.000
2009-10	18-0	1.000
2008-09	12-6	.667
2007-08	14-4	.778
2006-07	14-2	.875
2005-06	10-5	.667
2004-05	14-1	.933
2003-04	11-2	.846
2002-03	12-1	.923
2001-02	12-3	.800
2000-01	11-1	.917
1999-2000	14-0	1.000
1998-99	12-1	.923
1997-98	9-3	.750
1996-97	12-1	.923
1995-96	13-0	1.000
1994-95	12-1	.923
1993-94	13-1	.929
1992-93	16-0	1.000
1991-92	15-2	.882
1990-91	13-0	1.000
1989-90	13-2	.867
1988-89	8-6	.571
1987-88	14-2	.875
1986-87	13-2	.867
1985-86	18-0	1.000
1984-85	11-3	.786
1983-84	16-0	1.000
1982-83	14-1	.933
1981-82	15-1	.938
1980-81	15-0	1.000
1979-80	12-3	.800
1978-79	11-4	.733
1977-78	16-0	1.000
1976-77	12-2	.857
Total	646-80	.890

Year Opened:	1976
First Game:	Nov. 27, 1976
All-Time Record:	646-80 (89.0%)
Record Under Calipari:	219-20 (91.6%)
Capacity:	20,500
Record Crowd:	24,479 (1/20/10)
Longest Win Streak:	54 (11/9/10-12/1/12)
Current Win Streak:	1

Cats Rock at Rupp

The Wildcats are 646-80 (89.0%) in Rupp Arena. Among the most notable marks of dominance as the nation's toughest venue to play include:

- School record 54-game winning streak to begin the John Calipari era
- Kentucky is 350-48 (87.9%) in regular-season SEC games in Rupp
- The Wildcats set a program home record of 19 wins in 2014-15
- UK has gone undefeated at home in six of Calipari's 14 seasons
- Kentucky has a perfect mark in 14 of Rupp Arena's 46 seasons

600 Wins at Rupp in Record Time

With a victory over Fairleigh Dickinson on Dec. 7, 2019, Kentucky reached the 600-win mark at Rupp Arena faster than any other program in NCAA Division I level history. UK needed just 670 games to reach win No. 600 in Rupp Arena.

It took UCLA, which previously owned the fastest pace to 600 wins, 689 games in Pauley Pavilion. Only one other team, Kansas, achieved win No. 600 in fewer than 700 games at its home venue. The Jayhawks reached the significant win in their 699th game.

Cal Owns Longest Win Streaks in Rupp

With UK's 2011-12 season-opening victory over Marist, UK head coach John Calipari recorded his 34th consecutive win in Rupp Arena as UK's head coach. It broke former UK head coach Rick Pitino's longest streak of 33 games in the venue.

The winning streak reached as long as 54 games. Calipari didn't suffer his first loss in Rupp Arena until losing to Baylor in his fourth season, in 2012-13. The 54-game run, however, was his longest career home winning streak. He also had the second-longest streak in the arena as the Cats won 42 straight from March 4, 2014 to Nov. 25, 2016.

New Chairbacks, Fewer Seats

After receiving a \$16 million upgrade over the 2014-15 and 2015-16 seasons that enhanced the fan experience with the likes of a new Daktronics center-hung scoreboard, ribbons boards, new corner video boards and a new audio system, Rupp Arena is undergoing an additional transformation as a part of UK's new leasing agreement with the Lexington Center.

Chair-back seating in the upper-level sideline was installed in sections 211-217 and 228-234 for the 2019-20 season. Club areas are available to season ticket holders.

The new seating reduced Rupp Arena's capacity to 20,500.

Pack the House

Until reducing capacity for the 2019-20 season, Kentucky had led the nation in average home attendance in 20 of 24 seasons. That number included a Rupp Arena record of 24,110 in John Calipari's first season (2009-10) as head coach and averaging more than 23,000 in seven of Calipari's first 10 seasons.

Kentucky averaged 19,338 in 18 home games in 2021-22.

The Top-Ranked Team at Home

Kentucky has lost just four times at home as the Associated Press top-ranked team in the history of the program and just three times in Rupp Arena. Prior to the losses to Evansville (Nov. 12, 2019) and UCLA (Dec. 3, 2016), the other two losses came by just one point.

The Wildcats are 54-3 all-time as the AP No. 1 team in Rupp Arena since its opening in 1976. The first loss was to Auburn, 53-52, on Jan. 9, 1988.

Coach Cal in Rupp Arena

It's been downright difficult to beat Kentucky in Rupp Arena during the John Calipari era. UK is 219-20 (91.6%) in Rupp Arena under Calipari.

- Kentucky is 25-7 (78.1%) vs. Associated Press Top 25 opponents in Rupp in the Calipari era
- UK is 194-13 (93.7%) vs. AP unranked teams in Rupp under Calipari
- The Wildcats are 111-7 (94.1%) at home vs. nonconference foes under Calipari
- Calipari notched his 100th career win in Rupp Arena as Kentucky's coach with the Wildcats' 110-75 rout of Auburn on Feb. 21, 2014. It took Calipari 104 games to reach the century mark, the fastest of any UK coach

Cal Passes Hall for Rupp Record

With a 101-70 victory over Cleveland State on Nov. 23, 2016, John Calipari passed former UK head coach Joe B. Hall for most wins in Rupp Arena. Calipari currently has 219 wins inside the historic venue. Hall won 122.

2022-23 Opponent Breakdown

Howard (Nov. 7)

All-time games in Rupp Arena: 1
UK record in Rupp vs. HU: 1-0
Last time in Rupp Arena: UK, 95-63 (11/7/22)

Duquesne (Nov. 11)

All-time games in Rupp Arena: 3
UK record in Rupp vs. DU: 3-0
Last time in Rupp Arena: UK, 77-52 (11/11/22)

South Carolina State (Nov. 17)

All-time games in Rupp Arena: 1
UK record in Rupp vs. SCSU: 1-0
Last time in Rupp Arena: UK, 106-63 (11/17/22)

North Florida (Nov. 23)

All-time games in Rupp Arena: 2
UK record in Rupp vs. UNF: 2-0
Last time in Rupp Arena: UK, 96-56 (11/23/22)

Bellarmine (Nov. 29)

All-time games in Rupp Arena: 1
UK record in Rupp vs. BU: 1-0
Last time in Rupp Arena: UK, 60-41 (11/29/22)

Yale (Dec. 10)

All-time games in Rupp Arena: 1
UK record in Rupp vs. YU: 1-0
Last time in Rupp Arena: UK, 69-59 (12/10/22)

Florida A&M (Dec. 21)

All-time games in Rupp Arena: 1
UK record in Rupp vs. FAMU: 1-0
Last time in Rupp Arena: UK, 88-68 (12/21/22)

Louisville (Dec. 31)

All-time games in Rupp Arena: 21
UK record in Rupp vs. UL: 17-4
Last time in Rupp Arena: UK, 86-63 (12/31/22)

LSU (Jan. 3)

All-time games in Rupp Arena: 35
UK record in Rupp vs. LSU: 29-6
Last time in Rupp Arena: UK, 74-71 (1/3/23)

South Carolina (Jan. 10)

All-time games in Rupp Arena: 29
UK record in Rupp vs. USC: 26-3
Last time in Rupp Arena: USC, 71-68 (1/10/23)

Georgia (Jan. 17)

All-time games in Rupp Arena: 43
UK record in Rupp vs. UGA: 39-4
Last time in Rupp Arena: UK, 85-71 (1/17/23)

Texas A&M (Jan. 21)

All-time games in Rupp Arena: 7
UK record in Rupp vs. TAMU: 5-2
Last time in Rupp Arena: UK, 76-67 (1/21/23)

Kansas (Jan. 28)

All-time games in Rupp Arena: 8
UK record in Rupp vs. KU: 5-3
Last time in Rupp Arena: KU, 77-68 (1/28/23)

Florida (Feb. 4)

All-time games in Rupp Arena: 47
UK record in Rupp vs. UF: 38-9
Last time in Rupp Arena: UK, 72-67 (2/4/23)

Arkansas (Feb. 7)

All-time games in Rupp Arena: 18
UK record in Rupp vs. UA: 13-5
Last time in Rupp Arena: UA, 88-73 (2/7/23)

Tennessee (Feb. 18)

All-time games in Rupp Arena: 47
UK record in Rupp vs. UT: 40-7
Last time in Rupp Arena: UK, 66-54 (2/18/23)

Auburn (Feb. 25)

All-time games in Rupp Arena: 32
UK record in Rupp vs. AU: 30-2
Last time in Rupp Arena: UK, 82-80 (2/13/21)

Vanderbilt (March 1)

All-time games in Rupp Arena: 44
UK record in Rupp vs. VU: 42-2
Last time in Rupp Arena: UK, 77-70 (2/2/22)



COACH CALIPARI

Calipari Reaches 800 Career Victories in 2021-22

With Kentucky's overtime win over Mississippi State on Jan. 25, 2022, John Calipari reached 800 on-court wins. At the time he was one of just 22 coaches, regardless of NCAA level of classification, to reach that barrier. Only 14 coaches have done it with at least 10 seasons at the Division I level.

Calipari became the fourth-fastest coach to 800 on-court wins ever at 1,037 games. Only Adolph Rupp (972 games), Roy Williams (1,012 games) and Dean Smith (1,029 games) did it faster. At Kentucky, Calipari owns the second-most wins in program history, trailing only the legendary Adolph Rupp, who led the Wildcats for 41 seasons and spanned 1,066 games.

Although Calipari is still climbing the charts, he is doing it nearly as fast as anyone else in NCAA history. When he and Kentucky defeated Ole Miss on March 5, 2019, Calipari became the fourth-fastest coach to 300 wins (369 games) at one program in NCAA history. Only Bill Self (358 games at Kansas), Claire Bee (359 games at Long Island) and Rupp (366 at UK) got there faster.

Coaching On-Court Win Totals at the Division I Level through Feb. 22:

1. Mike Krzyzewski - 1,202
2. Jim Boeheim - 1,115 (active)
-
7. Adolph Rupp - 876
8. Bob Huggins - 859 (active)
9. Cliff Ellis - 830 (active)
10. John Calipari - 829 (active)

Calipari Ahead of the Pack at Kentucky

Through 13 seasons at Kentucky, John Calipari's time in Lexington has been every bit as successful -- and more -- as fans hoped it would when he agreed to become the head coach at Kentucky in the spring of 2009.

By just about every measure, he is the most successful coach in college basketball during the last decade-plus. Among schools who have been to at least two Elite Eights and a Final Four since 2009-10, Calipari ranks:

- First in NCAA Tournament wins (31)
- First in Final Four appearances (four)
- First in Elite Eight appearances (seven)
- First in Sweet Sixteen appearances (eight)
- Second in league tournament titles (six)
- Third in regular-season conference titles (six)
- Third in NCAA titles (one)

First-Ballot Hall of Famer

Kentucky men's basketball coach John Calipari joined basketball's fraternity of legends in September 2015 after being elected to the Naismith Memorial Basketball Hall of Fame on the first ballot.

Calipari joined an elite group of basketball players and coaches in the Naismith Hall of Fame, considered to be one of the ultimate honors in the sport. The Class of 2015 included Calipari, Dick Bevetta, Wildcat Louie Dampier, Lindsay Gaze, Tom Heinsohn, John Isaacs, Spencer Haywood, Lisa Leslie, Dikembe Mutombo, George Raveling and JoJo White.

Calipari was inducted in Springfield, Massachusetts. Nearly 70 former players joined him on stage during his acceptance speech.

Calipari Receives Jefferson Award

Kentucky men's basketball head coach John Calipari received the Jefferson Award for Outstanding Public Service in Sports by Multiplying Good on Nov. 2. For more than 50 years, Multiplying Good has honored those who put others first. Those receiving the Jefferson Award are empowered to do more, while their stories of extraordinary public service inspire others to action. It is an award that underscores impact.

- Founded over 50 years ago by Jackie Kennedy Onassis, Sen. Bob Taft Jr., and Sam Beard, Multiplying Good is the world's most foremost and highly celebrated organization focused on and honoring public service
- Other recipients of the Jefferson Award include Arthur Ashe, Tom Brokaw, Larry Fitzgerald, Betty Ford, John Glenn, Bob Hope, Steve Jobs, Shaquille O'Neal, General Colin Powell, John D. Rockefeller and Oprah Winfrey
- Calipari is the first men's college basketball coach to receive the honor

Coach Cal Immortalized at UMass, Clarion, Conference USA

John Calipari's Hall of Fame rise began at UMass, and the school honored his program's breakthrough in the 1990s by unveiling a statue of Calipari on the Amherst campus in September 2021. Calipari was one of four icons synonymous with UMass basketball to earn the honor. Calipari's statue was unveiled next to Marcus Camby, Julius Erving and the late Jack Leaman outside the Mullins Center.

At UMass, Calipari led the Minutemen to a 193-71 on-court record in his eight seasons as head coach from 1989-96. His .731 career winning percentage remains the best in school history, and he ranks second all-time at UMass in victories with 193. Calipari led UMass to five straight NCAA Tournament appearances from 1992 to 1996 after UMass had gone to the NAAs only once in the first 81 years of the program. His Minutemen made the Atlantic 10's first and only Final Four appearance during the 1996 season, during which they went 35-2

overall and spent 10 weeks ranked No. 1 in the nation. Following the 1996 season, Calipari was named National Coach of the Year by the National Association of Basketball Coaches, The Sporting News and Naismith.

Not only did John Calipari have a statue erected in his honor, the court at Clarion -- Calipari's alma mater -- is now named after the Hall of Famer. The court in Tiffin Gymnasium was officially renamed the John V. Calipari Court in September 2021 and will be known as Coach Cal Court.

Like many coaches, Calipari began his career in basketball on the court as a player. He he was a star high school basketball player at Moon High School in Western Pennsylvania under another Clarion graduate Joe Sacco. Calipari started his college playing career at UNC Wilmington before transferring to Clarion in 1981, helping the Golden Eagles reach their first NCAA Division II Tournament in program history that year.

In the summer of 2022, Calipari was enshrined into the Conference USA Hall of Fame. Calipari is being honored by the league for his impressive tenure as head men's basketball coach at the University of Memphis, where he coached from the 2000-01 season through 2008-09. Calipari led the Tigers to the 2008 NCAA title game, including 38 wins that season, making him the winningest coach for a single season in NCAA history. As a result, he earned his second Naismith National Coach of the Year honor, becoming only the second coach to earn the honor multiple times since its inception in 1987. He was also C-USA Coach of the Year that season.

Calipari, the 2009 Sports Illustrated National Coach of the Year, led the Tigers to nine straight 20-win campaigns and nine consecutive postseason appearances, the only Memphis coach to do that. He posted 252 on-court wins -- 28.0 wins per season -- as the Tigers' head coach, making him the winningest coach in school history. From 2006-08, the Tigers won 104 games, making Calipari the winningest head coach in NCAA Division I history in a three-year span.

Calipari Named Coach of the Decade

Underscored by more victories than any other coach or program in his first 10 seasons at the helm at Kentucky, more Final Four appearances, a record number of NBA Draft picks, and the 2012 national championship, John Calipari was named the College Basketball Coach of the Decade by Sporting News in January 2020.

In a piece penned by national writer Mike DeCourcy, Sporting News credited Calipari for changing the college basketball landscape. Detailing Calipari's success -- what DeCourcy described as a "college basketball revolution" -- DeCourcy wrote that "no one defined the 2010s in the same way as Calipari ... nor achieved the same degree of consistent success."

In an era where kids can enter the NBA Draft at 19 years old, Calipari masterfully balances the priority of players' long-term professional dreams with individual and team development, leading to on-court success that no other team has matched.

Calipari Unrivaled in Conference

John Calipari has won 16 league regular-season championships (including six Southeastern Conference titles) seven more than the next-closest coach in the SEC (Bruce Pearl has nine). Calipari has won six SEC Tournament championships at Kentucky and owns 15 conference tournament titles in his career, 11 more than his closest competitors (Kermit Davis and Nate Oats).

Calipari has tallied a 391-125 (75.8%) all-time record within conference play as a head coach and owns a 183-59 (75.6%) record since joining the SEC.

Although he's been publicly outspoken against conference tournaments -- only because he doesn't favor playing three or more games on consecutive days to win the tournament -- his teams have gotten up for them. Calipari's teams at UMass, Memphis and Kentucky have been to 19 conference championship games in his career, winning a remarkable 15 of them. Calipari is 58-14 (80.6%) all-time in conference tournaments, including 24-6 (80.0%) at UK. Calipari ranks third in SEC Tournament wins.

There's No Place Like Home

John Calipari-coached teams have posted an all-time record of 458-52 (89.8%) record at home in his stops at UMass, Memphis and Kentucky. At UK, Coach Cal is 219-20 (91.6%) in Rupp Arena.

In six of Calipari's seasons at Kentucky, the Wildcats have posted an undefeated record at home, including a school-record 19-0 mark during the 2014-15 season.

Calipari owns both of UK's longest winning streaks in the arena. He began his career at UK with a 54-game winning streak at Rupp Arena. It was the longest winning streak since the arena opened in 1976. With a win over Georgia on Feb. 9, 2016, he secured the second-longest streak in the storied building at 34 games (which ended at 42).

Coach	Streak (Yrs)
1. John Calipari	54 (2010-13)
2. John Calipari	42 (2014-17)
3. Rick Pitino	33 (1992-94)
4. Joe B. Hall	30 (1981-82)
5. John Calipari	28 (2021-23)

Life Away From Home Isn't So Bad Either

As good as John Calipari's team's have been at home, they're pretty good in hostile environments on the road. Dating back to the 2005-06 season, Calipari has recorded a 123-62 (66.5%) record on the road. At neutral-site venues, Kentucky is 82-31 (72.6%) under Calipari.



COACH CALIPARI

UK vs. AP Ranked Foes Under Cal

Record as AP Top-Ranked Coach Since 2009-10

Coach	Schools	Records
1. John Calipari	Kentucky	69-8
2. Mark Few	Gonzaga	68-8
3. Mike Krzyzewski	Duke	53-12
4. Bill Self	Kansas	46-9
5. Jay Wright	Villanova	28-6
6. Scott Drew	Baylor	16-4
7. Jim Boeheim	Syracuse	15-4
8. Tom Crean	Indiana	14-3
9. Thad Matta	Ohio State	13-2
10. Sean Miller	Arizona	12-1

Record as AP Top-Ranked Coach Active

Coach	Schools	Records
1. John Calipari	UK, Memphis, UMass	110-13
2. Mark Few	Gonzaga	68-8
3. Bill Self	Kansas	48-10
4. Bruce Weber	Illinois	30-2
5. Jim Boeheim	Syracuse	24-5
6. Thad Matta	Ohio State	22-3
7. Bob Huggins	Cincinnati	20-4
8. Scott Drew	Baylor	16-4
9. Tom Izzo	Michigan State	15-5
10. Sean Miller	Arizona	12-1

through games on Feb. 22

All-Time Calipari Draft Picks

Player (School)	Round	Year (Overall)
Bam Adebayo (UK)	First	2017 (14)
Eric Bledsoe (UK)	First	2010 (18)
Devin Booker (UK)	First	2015 (13)
Brandon Boston Jr. (UK)	Second	2021 (51)
Antonio Burks (MEM)	Second	2004 (36)
Marcus Camby (UMASS)	First	1996 (2)
Rodney Carney (MEM)	First	2006 (16)
DeMarcus Cousins (UK)	First	2010 (5)
Willie Cauley-Stein (UK)	First	2015 (6)
Anthony Davis (UK)	First	2012 (1)
Hamidou Diallo (UK)	Second	2018 (45)
Joey Dorsey (MEM)	Second	2008 (33)
C. Douglas-Roberts (MEM)	Second	2008 (40)
Robert Dozier (MEM)	Second	2009 (60)
Tyrece Evans (MEM)	First	2009 (4)
De'Aaron Fox (UK)	First	2017 (5)
S. Gilgeous-Alexander (UK)	First	2018 (11)
Archie Goodwin (UK)	First	2013 (29)
Josh Harrellson (UK)	Second	2011 (45)
Andrew Harrison (UK)	Second	2015 (44)
Tyler Herro (UK)	First	2019 (13)
Isaiah Jackson (UK)	First	2021 (22)
Dakari Johnson (UK)	Second	2015 (48)
Keldon Johnson (UK)	First	2019 (29)
Terrence Jones (UK)	First	2012 (18)
Enes Kanter (UK)	First	2011 (3)
Michael Kidd-Gilchrist (UK)	First	2012 (2)
Brandon Knight (UK)	First	2011 (8)
Kevin Knox (UK)	First	2018 (9)
Skal Labissiere (UK)	First	2016 (28)
Doron Lamb (UK)	Second	2012 (42)
DeAndre Liggins (UK)	Second	2011 (53)
Trey Lyles (UK)	First	2015 (12)
Tyrese Maxey (UK)	First	2020 (21)
Darius Miller (UK)	Second	2012 (46)
Malik Monk (UK)	First	2017 (11)
Jamal Murray (UK)	First	2016 (7)
Nerlens Noel (UK)	First	2013 (6)
Daniel Orton (UK)	First	2010 (29)
Patrick Patterson (UK)	First	2010 (14)
Immanuel Quickley (UK)	First	2020 (25)
Julius Randle (UK)	First	2014 (7)
Nick Richards (UK)	Second	2020 (42)
Lou Roe (UMass)	Second	1995 (30)
Derrick Rose (MEM)	First	2008 (1)
Shaedon Sharpe (UK)	First	2022 (7)
Marquis Teague (UK)	First	2012 (29)
Karl-Anthony Towns (UK)	First	2015 (1)
Tyler Ulis (UK)	Second	2016 (34)
Jarred Vanderbilt (UK)	Second	2018 (41)
Dajuan Wagner (MEM)	First	2002 (6)
John Wall (UK)	First	2010 (1)
PJ Washington (UK)	First	2019 (12)
TyTy Washington Jr. (UK)	First	2022 (29)
Shawne Williams (MEM)	First	2006 (17)
James Young (UK)	First	2014 (17)

Calipari in Elite Company with Conference Championships

When Kentucky clinched a share of the 2017 Southeastern Conference championship, John Calipari became the first NCAA Division I coach to lead three different programs (UMass, Memphis, Kentucky) to five on-court regular-season league titles five different times. He won the Atlantic 10 at the helm of UMass in 1992, '93, '94, '95 and '96, Memphis claimed the Conference USA crown in 2004, '06, '07, '08 and '09, and Kentucky has captured the SEC six times in 2010, '12, '15, '16, '17 and '20.

Perhaps more impressive is that Calipari has 31 combined regular-season and tournament championships after clinching the SEC regular-season crown in 2020. That trails only Mark Few of Gonzaga (39 titles), among all active coaches. All-time, Calipari trails only the great Adolph Rupp (41) and Few.

Calipari at No. 1

John Calipari is one of just two coaches (Frank McGuire) to lead three programs to a No. 1 ranking in the Associated Press Top 25.

Calipari has led seven of his 14 UK teams to the No. 1 ranking and eight of his last 16 teams to the top (he's done it 10 times overall). When Coach Cal's teams are at the top, they're difficult to knock off:

- Calipari is 110-13 (89.4%) as the top-ranked Associated Press Top 25 coach in the country
- He's 69-8 (89.6%) when his team is atop the AP Top 25 as UK's head coach
- Calipari tallied a 32-4 mark at UMass at No. 1 and he was 9-1 at Memphis
- His (110) victories are the most among active coaches with victories at No. 1
- Calipari has coached 123 career games as a No. 1 team, fourth most in NCAA history, trailing Krzyzewski (255), John Wooden (228) and Adolph Rupp (127)
- Among coaches who have owned a No. 1 ranking in at least 119 games, Calipari's winning percentage of 89.4% trails only

UK Collegiate Awards Under Calipari

National Player of the Year John Wall (2010) <i>Adolph Rupp, Yahoo!, Rivals</i>	Kevin Knox (2018) (Coaches) Tyler Herro (2019) (AP) Keldon Johnson (2019) (Coaches)	James Young (2014) Devin Booker (2015) Trey Lyles (2015) Karl-Anthony Towns (2015) Tyler Ulis (2015) Jamal Murray (2016) Bam Adebayo (2017) De'Aaron Fox (2017) Malik Monk (2017) Shai Gilgeous-Alexander (2018) Kevin Knox (2018) Tyler Herro (2019) Keldon Johnson (2019) Tyrese Maxey (2020) Isaiah Jackson (2021) TyTy Washington Jr. (2022)
Anthony Davis (2012) <i>Adolph Rupp, AP, CBS, Basketball Times, Naismith, Sporting News, USBWA, Wooden</i>	SEC Sixth Man of the Year Darius Miller (2012) (Coaches) Kyle Wiltjer (2013) (Coaches) Devin Booker (2015) (Coaches)	
Oscar Tshiebwe (2022) <i>AP, CBS, College Hoops Today, NABC, Naismith, Sporting News, The Athletic, The Field of 68, USBWA, USA Today, Wooden</i>	CoSIDA Academic All-America Alex Poythress (2nd) 2016	
All-America Honors (NCAA Recognized) DeMarcus Cousins (2010) <i>AP (1), NABC (2), USBWA (2), SN (2)</i>	All-SEC DeMarcus Cousins (2010) 1st (Coaches/AP) Patrick Patterson (2010) 1st (Coaches/AP) John Wall (2010) 1st (Coaches/AP) Terrence Jones (2011) 1st (Coaches/AP) Brandon Knight (2011) 1st (Coaches/2nd AP) Anthony Davis (2012) 1st (Coaches/AP) Mike Kidd-Gilchrist (2012) 1st (Coaches/AP) Terrence Jones (2012) 2nd (Coaches/AP) Doron Lamb (2012) 2nd (Coaches) Nerlens Noel (2013) 1st (Coaches/AP) Julius Randle (2014) 1st (Coaches/AP) James Young (2014) 2nd (Coaches) Devin Booker (2015) 2nd (Coaches) Willie Cauley-Stein (2015) 1st (Coaches/AP) Aaron Harrison (2015) 2nd (Coaches/AP) Karl-Anthony Towns (2015) 1st (Coaches/AP) Jamal Murray (2016) 1st (Coaches/AP) Tyler Ulis (2016) 1st (Coaches/AP) Bam Adebayo (2017) 2nd (Coaches/AP) De'Aaron Fox (2017) 1st (Coaches/AP) Malik Monk (2017) 1st (Coaches/AP) Shai G.-Alexander (2018) 2nd (Coaches) Kevin Knox (2018) 1st (Coaches) Tyler Herro (2019) 2nd (Coaches) Keldon Johnson (2019) 2nd (Coaches) PJ Washington (2019) 1st (Coaches/AP) Tyrese Maxey (2020) 2nd (Coaches) Nick Richards (2020) 1st (Coaches/AP) Immanuel Quickley (2020) 1st (Coaches/AP) Oscar Tshiebwe (2022) 1st (Coaches/AP) TyTy Washington Jr. (2022) 2nd (Coaches) Sahvir Wheeler (2022) 2nd (Coaches)	NCAA Final Four Team Anthony Davis (MVP) 2012 Michael Kidd-Gilchrist 2012 Doron Lamb 2012 Julius Randle 2014 James Young 2014
SEC Player of the Year John Wall (2010) (Coaches/AP) Anthony Davis (2012) (Coaches/AP) Tyler Ulis (2016) (Coaches/AP) Malik Monk (2017) (AP) Immanuel Quickley (2020) (Coaches) Oscar Tshiebwe (2022) (Coaches/AP)	SEC Defensive Player of the Year Anthony Davis (2012) (Coaches) Nerlens Noel (2013) (Coaches) Willie Cauley-Stein (2015) (Coaches) Tyler Ulis (2016) (Coaches) Ashton Hagans (shared) (2019) (Coaches)	NCAA All-Regional DeMarcus Cousins 2010 John Wall 2010 Josh Harrellson 2011 Brandon Knight (MVP) 2011 DeAndre Liggins 2011 M. Kidd-Gilchrist (MVP) 2012 Anthony Davis 2012 Doron Lamb 2012 Aaron Harrison 2014 Marcus Lee 2014 Julius Randle (MVP) 2014 Willie Cauley-Stein 2015 Andrew Harrison 2015 Karl-Anthony Towns (MVP) 2015 De'Aaron Fox 2017 Isaac Humphries 2017 Tyler Herro 2019 PJ Washington 2019
SEC Freshman (Coaches)/Newcomer (AP) of the Year DeMarcus Cousins (2010) (Coaches) John Wall (2010) (AP) Terrence Jones (2011) (Coaches/AP) Anthony Davis (2012) (Coaches/AP) Nerlens Noel (2013) (Coaches/AP) Julius Randle (2014) (Coaches/AP) Karl-Anthony Towns (2015) (Coaches/AP) Malik Monk (2015) (Coaches/AP)	Coaches' SEC All-Defensive Team Patrick Patterson (2010) DeAndre Liggins (2011) Anthony Davis (2012) Michael Kidd-Gilchrist (2012) Nerlens Noel (2013) Willie Cauley-Stein (2014) Willie Cauley-Stein (2015) Tyler Ulis (2016) Ashton Hagans (2019) Ashton Hagans (2020) Nick Richards (2020) Isaiah Jackson (2021) Oscar Tshiebwe (2022)	SEC All-Tournament Team John Wall (MVP) 2010 Eric Bledsoe 2010 DeMarcus Cousins 2010 Darius Miller (MVP) 2011 Brandon Knight 2011 Josh Harrellson 2011 Anthony Davis 2012 Terrence Jones 2012 Aaron Harrison 2014 Julius Randle 2014 Willie Cauley-Stein (MVP) 2015 Aaron Harrison 2015 Andrew Harrison 2015 Jamal Murray 2016 Tyler Ulis (MVP) 2016 Bam Adebayo 2017 De'Aaron Fox (MVP) 2017 Dominique Hawkins 2017 Wenyen Gabriel 2018 Shai G.-Alexander (MVP) 2018 Kevin Knox 2018



COACH CALIPARI

Wooden (95.2%) and is ahead of Krzyzewski (85.8%)

- Calipari is 6-4 vs. the AP top-ranked team in the land, including 3-2 at UK after defeating Michigan State in 2019-20
- According to ESPN, his 60.0% winning percentage against AP top-ranked teams is the best for any head coach

Dream Maker

As someone who prides himself on helping young men reach their dreams, John Calipari has helped 56 players earn selection in the NBA Draft during his college coaching career, including 45 in his first 13 seasons at UK, more than any other coach.

- Four No. 1 overall selections (Derrick Rose, John Wall, Anthony Davis and Karl-Anthony Towns) during the nine drafts from 2008 to 2016. No other coach has more than three No. 1 picks
- In 2010, five of his UK players were selected in the first round for the first time in NBA history
- His six players in the 2012 and 2015 NBA drafts are the most in the two-round era
- Churned out 45 NBA Draft picks, 34 first-rounders (more than the entire Big Ten during the same time span), three No. 1 selections, seven top-five picks and 22 lottery picks at Kentucky
- Of the 66 full-time scholarship players who have finished their college careers at Kentucky under Calipari (did not transfer or leave the program early), 45 have been selected in the NBA Draft, a 68.2% success rate. Another eight of those made the NBA. This does not include the late Terrence Clarke
- Of the 32 players at UK who have declared for the NBA Draft at the conclusion of their freshman seasons, 29 have been first-round picks. All previous players have played game in the NBA. He is 33 for 36 when including his players from Memphis. This does not include the late Terrence Clarke
- Only coach to produce the top two picks in the same draft (2012, Davis and Michael Kidd-Gilchrist)
- Produced a top-10 pick in 12 straight drafts from 2008-19, the only school to do so during that time period
- Ten of his former players have been named NBA All-Stars (32 total and all since 2010), seven have been tabbed All-NBA (13 times), three were named NBA Rookie of the Year, and 15 players from Calipari's first 12 teams at UK have made the NBA All-Rookie teams. Rose was named NBA MVP in 2011 and Davis won NBA All-Star MVP honors in 2017
- He is the only coach in history to have a former player win each of the following awards: NBA Rookie of the Year, NBA Sixth Man of the Year, NBA Most Improved Player of the Year and MVP

The Success Rate

John Calipari has graduated 100% of the players (25 of 25) who have been eligible to receive their diploma by the end of their senior years and exhausted their athletic eligibility. Of that group, Brad Calipari, current Wildcat Brennan Canada, Zan Payne, Patrick Patterson, Jarrod Polson and Alex Poythress completed their degrees in three years.

In the NCAA's Academic Progress Rate, which measures eligibility, retention and graduation, Kentucky has posted a single-year Academic Progress Rate of 977 or higher in every season under Calipari, including a perfect 1,000 in six of the last seven single-year reports (numbers were not released last year due to the COVID-19 pandemic).

UK's four-year composite score in the most recent report, which was released in May 2020, was a 994 out of 1,000, earning the team an NCAA academic award for the sixth year in a row for finishing in the top 10% of Division I men's basketball programs.

Developing Talent

John Calipari hasn't just signed the best talent in the country while he's been at Kentucky; he's been the best at developing that talent and getting it ready for the next level.

Of the 43 top-25 Rivals.com players Kentucky has signed who did not transfer or leave the program early (and aren't still actively playing at UK), 37 were drafted and 29 were selected in the first round. This note does not include the late Terrence Clarke. But that's only half the story. Calipari's players don't just make it to the pros, they're better prepared than anyone else. The proof is in the numbers.

Entering the 2022-23 NBA season, Calipari's NBA pros had amassed more than \$3.5 billion in career NBA contracts, which doesn't include endorsement deals and overseas contracts. Of his UK players in the NBA, they have more than \$3 billion in career contracts.

There's more: Of UK's 22 lottery picks in the Calipari era, 20 have earned second contracts in the NBA with 12 of them cashing in on max contracts. The two who haven't earned second contracts, have been drafted in the last four years and are still on their rookie deal. Since Calipari's first draft class, 33 lottery selections have earned max contracts in the NBA. Twelve of those players are Kentucky alums. Duke (four), UConn (two), Georgetown (two) and Kansas (two) are the only other programs to have multiple lottery selections earn a max contract.

Double-Digit Win Streaks

John Calipari's teams have posted 19 streaks of 10 or more wins at Kentucky, Memphis and UMass, including six at UK. They have won 15 or more straight games nine times, 20 or more six times, 25 or more five times, and 30 or more once. Of course, the most famous streak was the 38-0 start during the 2014-15 season.

1. 38 Kentucky, 2014-15	6. 24 Kentucky, 2011-12	T10. 14 UMass, 1991-92	T16. 10 Kentucky, 2018-19
2. 27 Memphis, 2008-09	7. 19 Kentucky, 2009-10	T12. 12 Memphis, 2007-08	T16. 10 Kentucky, 2010-11
T3. 26 Memphis, 2007-08	8. 16 UMass, 1994-95	T12. 12 Memphis, 2002-03	T16. 10 Memphis, 2001-02
T3. 26 UMass, 1995-96	9. 15 Memphis, 2005-06	T12. 12 UMass, 1992-93T	16. 10 UMass, 1993-94
5. 25 Memphis, 2006-07	T10. 14 Kentucky, 2016-17	15. 11 Memphis, 2003-04	

Calipari Nearly Perfect vs. Former Assistants

John Calipari has made it known that he doesn't enjoy coaching against friends. That hasn't stopped him from winning anyway. Calipari is 19-1 all-time when coaching against former assistants with a win over Kenny Payne and Louisville on Dec. 31, 2022 in his most recent matchup. He suffered his first and only loss to a former assistant against former Memphis assistant Josh Pastner, now the head coach of Georgia Tech, on Dec. 6, 2020.

- Orlando Antigua - 1-0
- Derek Kellogg - 1-0
- Steve Roccaforte - 2-0
- Tony Barbee - 9-0
- Chuck Martin - 2-0
- Kenny Payne - 1-0
- Bruiser Flint - 2-0
- Josh Pastner - 1-1

Recruiting Trail

The Wildcats have signed more top-25 players under John Calipari's than any other school. Nearly a quarter of all Rivals' top-10 prospects over the past 15 classes have signed with Coach Cal and the Cats. The following list is freshman signees only.

PLAYER (YEAR)	ESPN	RIVALS	247	MCD	JB
Aaron Bradshaw ('23)	4	5	4	Y	Y
Robert Dillingham ('23)	11	7	9	Y	Y
Justin Edwards ('23)	1	4	2	Y	Y
Reed Sheppard ('23)	21	22	30	Y	Y
D.J. Wagner ('23)	2	3	3	Y	Y
Chris Livingston ('22)	12	11	12	Y	Y
Ugonna Onyenso ('22)	35*	35	39		
Adou Thiero ('22)	NR	NR	165		
Cason Wallace ('22)	20	8	8	Y	Y
Daimion Collins ('21)	19	18	13	Y	Y
Bryce Hopkins ('21)	33	38	43	Y	Y
Shaedon Sharpe ('21)	1*	1*	1*		
TyTy Washington Jr. ('21)	14	14	19	Y	Y
Devin Askew ('20)	26	33	37	Y	Y
Brandon Boston Jr. ('20)	7	5	6	Y	Y
Terrence Clarke ('20)	10	8	10	Y	Y
Cam/Ron Fletcher ('20)	61	49	80		
Isaiah Jackson ('20)	34	28	34	Y	Y
Lance Ware ('20)	46	36	43		
Kareem Watkins ('20)	NR@	NR@	NR@		
Dontaie Allen ('19)	NR	NR	98		
Keion Brooks Jr. ('19)	36	29	14	Y	Y
Brennan Canada ('19)	NR@	NR@	NR@		
Johanny Juzang ('19)	30	34	31		
Tyrese Maxey ('19)	13	10	10	Y	Y
Kahlil Whitney ('19)	12	14	11	Y	Y
Ashton Hagans ('18)	20	13	12		
Tyler Herro ('18)	30	36	38	Y	Y
Keldon Johnson ('18)	7	15	18	Y	Y
EJ Montgomery ('18)	14	11	6	Y	Y
Zan Payne ('18)	NR	NR	NR		
Immanuel Quickley ('18)	25	22	19	Y	Y
Jemal Baker Jr. ('17)	66	82	90		
Hamidou Diallo ('17)	11*	10*	11		
Shai Gilgeous-Alexander ('17)	35	34	20		
Quade Green ('17)	24	22	33	Y	Y
Kevin Knox ('17)	10	10	18	Y	Y
Nick Richards ('17)	17	17	15	Y	Y
Jarred Vanderbilt ('17)	19	14	12	Y	Y
PJ Washington ('17)	12	15	9	Y	Y
Bam Adebayo ('16)	5	7	12	Y	Y
Brad Calipari ('16)	NR	NR	NR		
De'Aaron Fox ('16)	6	6	6	Y	Y
Wenyen Gabriel ('16)	14	13	14	Y	Y
Sacha Killeya-Jones ('16)	24	24	25	Y	Y
Malik Monk ('16)	9	9	10	Y	Y
Tai Wynyard ('16)	NR	NR	NR		
Isaiah Briscoe ('15)	13	10	16	Y	Y
Jonny David ('15)	NR@	NR@	NR@		
Isaac Humphries ('15)	49	NR^	62		
Skal Labissiere ('15)	2	1	2	Y	Y
Charles Matthews ('15)	42	48	74	Y	Y
Jamal Murray ('15)	NA*	9	10		
Devin Booker ('14)	18	29	22	Y	Y
Trey Lyles ('14)	6	13	17	Y	Y
Karl-Anthony Towns ('14)	9	5	2	Y	Y
Tyler Ulis ('14)	25	21	20	Y	Y
EJ Floreal ('13)	NR@	NR@	NR@		
Aaron Harrison ('13)	9	7	5	Y	Y
Andrew Harrison ('13)	5	5	3	Y	Y
Dominique Hawkins ('13)	NR	NR	151		
Dakari Johnson ('13)	7	9	8	Y	Y
Marcus Lee ('13)	25	19	14	Y	Y
Julius Randle ('13)	3	2	2	Y	Y
Derek Willis ('13)	NR	115	58		
James Young ('13)	8	11	10	Y	Y
Archie Goodwin ('12)	15	14	18	Y	Y
Willie Cauley-Stein ('12)	40	40	47		
Nerlens Noel ('12)	1	2	1	Y	Y
Alex Poythress ('12)	13	8	7	Y	Y
Anthony Davis ('11)	1	2	1	Y	Y
Michael Kidd-Gilchrist ('11)	4	3	2	Y	Y
Sam Malone ('11)	NR@	NR@	NR@		
Brian Long ('11)	NR@	NR@	NR@		
Marquis Teague ('11)	8	5	6	Y	Y
Kyle Wiltjer ('11)	19	22	21	Y	Y
Terrence Jones ('10)	9	13	8*	Y	Y
Enes Kanter ('10)	25	3	3*		
Brandon Knight ('10)	4	6	6*	Y	Y
Doron Lamb ('10)	29	21	28*	Y	Y
Jarrod Polson ('10)	NR@	NR@	NR@*		
Stacey Poole, Jr. ('10)	51	33	67*		
Eric Bledsoe ('09)	NR	NR	37*		
DeMarcus Cousins ('09)	4	2	3*	Y	Y
Jon Hood ('09)	92	40	46*		
Daniel Orton ('09)	13	22	17*	Y	Y
John Wall ('09)	5	1	2*	Y	Y

Top-10 Players	27	31	31
Top-25 Players	54	56	55
Top-50 Players	67	71	68
McDonald's All-Americans			44
Jordan Brand Classic All-Americans			53

* Scout.com ranking | ~ final ranking in the 2023, 2022, 2017 classes before early enrollment | ^ reclassified after final rankings were released @ originally joined team as walk-on



COACH CALIPARI

UK vs. AP Ranked Foes Under Cal

Record: 69-48 (.590)

vs. No. 10 TENNESSEE	Feb. 18, 2023	W, 66-54	at No. 7 Florida	Feb. 12, 2013	L, 69-52
vs. No. 9 KANSAS	Jan. 28, 2023	L, 77-68	at No. 16 Ole Miss	Jan. 29, 2013	W, 87-74
at No. 5 Tennessee	Jan. 14, 2023	W, 63-56	at No. 4 Louisville	Dec. 29, 2012	L, 80-77
at No. 7 Alabama	Jan. 7, 2023	L, 78-52	vs. No. 9 Duke (Atlanta)	Nov. 13, 2012	L, 75-68
vs. No. 16 UCLA (New York)	Dec. 17, 2022	L, 63-53	vs. No. 6 Kansas (NCAAT)	April 2, 2012	W, 67-59
at No. 2 Gonzaga	Nov. 20, 2022	L, 88-72	vs. No. 17 Louisville (NCAAT)	March 31, 2012	W, 69-61
vs. No. 9 Tennessee (SECT)	March 12, 2022	L, 69-62	vs. No. 9 Baylor (NCAAT)	March 25, 2012	W, 82-70
at No. 18 Arkansas	Feb. 26, 2022	L, 75-73	vs. No. 16 Indiana (NCAAT)	March 23, 2012	W, 87-71
vs. No. 25 ALABAMA	Feb. 19, 2022	W, 90-81	at No. 22 Florida (SECT)	March 10, 2012	W, 74-71
at No. 16 Tennessee	Feb. 15, 2022	L, 76-63	at No. 16 Florida	March 4, 2012	W, 74-59
at No. 5 Kansas	Jan. 29, 2022	W, 80-62	vs. No. 8 FLORIDA	Feb. 7, 2012	W, 78-58
at No. 2 Auburn	Jan. 22, 2022	L, 80-71	vs. No. 4 LOUISVILLE	Dec. 31, 2011	W, 69-62
vs. No. 22 TENNESSEE	Jan. 15, 2022	W, 107-79	vs. No. 5 NORTH CAROLINA	Dec. 3, 2011	W, 73-72
at No. 21 LSU	Jan. 4, 2022	L, 65-60	vs. No. 12 Kansas (New York)	Nov. 15, 2011	W, 75-65
vs. No. 9 Duke	Nov. 9, 2021	L, 79-71	vs. No. 9 UConn (NCAAT)	April 2, 2011	L, 56-55
at No. 19 Tennessee	Feb. 20, 2021	W, 70-55	vs. No. 7 N. Carolina (NCAAT)	March 27, 2011	W, 76-69
vs. No. 11 TENNESSEE	Feb. 6, 2021	L, 82-71	vs. No. 1 Ohio State (NCAAT)	March 25, 2011	W, 62-60
at No. 18 Missouri	Feb. 3, 2021	L, 75-70	vs. No. 22 W. Virginia (NCAAT)	March 19, 2011	W, 71-63
at No. 9 Alabama	Jan. 26, 2021	L, 70-59	vs. No. 13 Florida (SECT)	March 13, 2011	W, 70-54
vs. No. 22 N. Carolina (Cleveland)	Dec. 19, 2020	L, 75-63	vs. No. 21 VANDERBILT	March 1, 2011	W, 68-66
vs. No. 7 Kansas (Indianapolis)	Dec. 1, 2020	L, 65-62	vs. No. 13 FLORIDA	Feb. 26, 2011	W, 76-68
vs. No. 15 AUBURN	Feb. 29, 2020	W, 73-66	at No. 21 Vanderbilt	Feb. 12, 2011	L, 81-77
at No. 17 Auburn	Feb. 1, 2020	L, 75-66	at No. 22 Louisville	Dec. 31, 2010	W, 78-63
at No. 18 Texas Tech	Jan. 25, 2020	W, 78-76 ^{OT}	vs. No. 23 Notre Dame (Louisville)	Dec. 8, 2010	W, 72-58
vs. No. 3 LOUISVILLE	Dec. 28, 2019	W, 78-70 ^{OT}	vs. No. 13 Washington (Maui)	Nov. 23, 2010	W, 74-67
vs. No. 5 Ohio State (Las Vegas)	Dec. 21, 2019	L, 71-65	vs. No. 6 West Virginia (NCAAT)	March 27, 2010	L, 73-66
vs. No. 1 Mich. State (New York)	Nov. 5, 2019	W, 69-62	vs. No. 15 Tennessee (SECT)	March 13, 2010	W, 74-45
vs. No. 14 Auburn (NCAAT)	March 31, 2019	L, 77-71 ^{OT}	at No. 19 Tennessee	Feb. 27, 2010	L, 74-65
vs. No. 11 Houston (NCAAT)	March 29, 2019	W, 62-58	at No. 17 Vanderbilt	Feb. 20, 2010	W, 58-56
vs. No. 19 Wofford (NCAAT)	March 23, 2019	W, 62-56	vs. No. 12 TENNESSEE	Feb. 13, 2010	W, 73-62
vs. No. 8 Tennessee (SECT)	March 16, 2019	L, 82-78	vs. No. 25 OLE MISS	Feb. 2, 2010	W, 85-75
at No. 7 Tennessee	March 2, 2019	L, 71-52	vs. No. 21 VANDERBILT	Jan. 30, 2010	W, 85-72
vs. No. 1 TENNESSEE	Feb. 16, 2019	W, 86-69	vs. No. 14 UConn (New York)	Dec. 9, 2009	W, 64-61
vs. No. 19 LSU	Feb. 13, 2019	L, 73-71	vs. No. 10 NORTH CAROLINA	Dec. 5, 2009	W, 68-66
vs. No. 9 KANSAS	Jan. 26, 2019	W, 71-63			
vs. No. 22 MISSISSIPPI STATE	Jan. 22, 2019	W, 76-55			
at No. 14 Auburn	Jan. 19, 2019	W, 82-80			
vs. No. 9 N. Carolina (Chicago)	Dec. 22, 2018	W, 80-72			
vs. No. 4 Duke (Indianapolis)	Nov. 6, 2018	L, 118-84			
vs. No. 13 Tennessee (SECT)	March 11, 2018	W, 77-72			
at No. 10 Auburn	Feb. 14, 2018	L, 76-66			
vs. No. 15 TENNESSEE	Feb. 6, 2018	L, 61-59			
at No. 7 West Virginia	Jan. 27, 2018	W, 83-76			
at No. 23 Tennessee	Jan. 6, 2018	L, 76-65			
vs. No. 4 Kansas (Chicago)	Nov. 14, 2017	L, 65-61			
vs. No. 6 N. Carolina (NCAAT)	March 26, 2017	L, 75-73			
vs. No. 8 UCLA (NCAAT)	March 24, 2017	W, 86-75			
vs. No. 19 Wichita State (NCAAT)	March 19, 2017	W, 65-62			
vs. No. 13 FLORIDA	Feb. 25, 2017	W, 76-66			
at No. 24 Florida	Feb. 4, 2017	L, 88-66			
vs. No. 2 KANSAS	Jan. 28, 2017	L, 79-73			
vs. No. 24 SOUTH CAROLINA	Jan. 21, 2017	W, 85-69			
at No. 10 Louisville	Dec. 21, 2016	L, 73-70			
vs. No. 7 N. Carolina (Las Vegas)	Dec. 17, 2016	W, 103-100			
vs. No. 11 UCLA	Dec. 3, 2016	L, 97-92			
vs. No. 13 Mich. State (New York)	Nov. 15, 2016	W, 69-48			
vs. No. 14 Indiana (NCAAT)	March 19, 2016	L, 73-67			
vs. No. 17 Texas A&M (SECT)	March 13, 2016	W, 82-77			
at No. 4 Kansas	Jan. 30, 2016	L, 90-84			
vs. No. 16 LOUISVILLE	Dec. 27, 2015	W, 75-73			
vs. No. 5 Duke (Chicago)	Nov. 17, 2015	W, 74-63			
vs. No. 3 Wisconsin (NCAAT)	April 4, 2015	L, 71-64			
vs. No. 8 Notre Dame (NCAAT)	March 28, 2015	W, 68-66			
vs. No. 20 W. Virginia (NCAAT)	March 26, 2015	W, 78-39			
vs. No. 21 Arkansas (SECT)	March 15, 2015	W, 78-63			
vs. No. 18 ARKANSAS	Feb. 28, 2015	W, 84-67			
at No. 4 Louisville	Dec. 27, 2014	W, 58-50			
vs. No. 21 NORTH CAROLINA	Dec. 13, 2014	W, 84-70			
vs. No. 6 TEXAS	Dec. 5, 2014	W, 63-51			
vs. No. 5 Kansas (Indianapolis)	Nov. 18, 2014	W, 72-40			
vs. No. 18 UConn (NCAAT)	April 7, 2014	L, 60-54			
vs. No. 12 Wisconsin (NCAAT)	April 5, 2014	W, 74-73			
vs. No. 7 Michigan (NCAAT)	March 30, 2014	W, 75-72			
vs. No. 5 Louisville (NCAAT)	March 28, 2014	W, 74-69			
vs. No. 2 Wichita State (NCAAT)	March 23, 2014	W, 78-76			
vs. No. 1 Florida (SECT)	March 16, 2014	L, 61-60			
at No. 1 Florida	March 8, 2014	L, 84-65			
vs. No. 3 FLORIDA	Feb. 15, 2014	L, 69-59			
vs. No. 4 LOUISVILLE	Dec. 28, 2013	W, 73-66			
at No. 18 North Carolina	Dec. 14, 2013	L, 82-77			
vs. No. 20 Baylor (Dallas)	Dec. 6, 2013	L, 67-62			
vs. No. 2 Mich. State (Chicago)	Nov. 12, 2013	L, 78-74			
vs. No. 11 FLORIDA	March 9, 2013	W, 61-57			

Calipari's Record at Kentucky ...

vs. No. 1	3-2	vs. Top 25	69-48
vs. Top 3	5-8	Home	25-7
vs. Top 5	14-13	Away	11-21
vs. Top 10	28-28	Neutral	33-20
vs. Top 15	43-33	SEC Tourney	6-3
vs. Top 20	56-43	NCAA Tourney	17-7

#LaFamilia NBA Awards

NBA Player of the Year		NBA All-Star Team	
Derrick Rose	2011	Bam Adebayo	2023
		De'Aaron Fox	2023
NBA Rookie of the Year		Shai Gilgeous-Alexander	2023
Karl-Anthony Towns	2016	Julius Randle	2023
Tyreke Evans	2010	Devin Booker	2022
Derrick Rose	2009	Karl-Anthony Towns	2022
		Devin Booker	2021
NBA Defensive Player of the Year		Anthony Davis	2021
Marcus Camby	2007	Julius Randle	2021
		Bam Adebayo	2020
NBA Most Improved Player of the Year		Devin Booker	2020
Julius Randle	2021	Anthony Davis	2020
		Anthony Davis	2019
NBA Sixth Man of the Year		Karl-Anthony Towns	2019
Tyler Herro	2022	DeMarcus Cousins	2018
		Anthony Davis	2018
NBA Cares Community Assist Award		Karl-Anthony Towns	2018
Devin Booker	2021	John Wall	2018
D. Cousins (offseason)	2017	DeMarcus Cousins	2017
John Wall	2016	Anthony Davis	2017
		John Wall	2017
All-NBA Team		DeMarcus Cousins	2016
Devin Booker (1st)	2022	John Wall	2016
Karl-Anthony Towns (3rd)	2022	DeMarcus Cousins	2015
Julius Randle (2nd)	2021	Anthony Davis	2015
Anthony Davis (1st)	2020	John Wall	2015
Anthony Davis (1st)	2018	Anthony Davis	2014
Karl-Anthony Towns (3rd)	2018	John Wall	2014
Anthony Davis (1st)	2017	Derrick Rose	2012
John Wall (3rd)	2017	Derrick Rose	2011
DeMarcus Cousins (2nd)	2016	Derrick Rose	2010
Anthony Davis (1st)	2015		
DeMarcus Cousins (2nd)	2015	All-Star Game MVP	
Derrick Rose (1st)	2012	Anthony Davis	2017
Derrick Rose (1st)	2011		
		Rising Stars Challenge MVP	
All-NBA Rookie Team		Jamal Murray	2017
Immanuel Quickley (2nd)	2021	John Wall	2011
Tyler Herro (2nd)	2020	Tyreke Evans	2010
PJ Washington (2nd)	2020		
S. Gilgeous-Alexander (2nd)	2019	Slam Dunk Contest Winner	
Jamal Murray (2nd)	2017	Hamidou Diallo	2019
Karl-Anthony Towns (1st)	2016	John Wall	2014
Devin Booker (1st)	2016		
Willie Cauley-Stein (2nd)	2016	3-Point Contest Winner	
Nerlens Noel (1st)	2015	Karl-Anthony Towns	2022
Anthony Davis (1st)	2013	Devin Booker	2018
M. Kidd-Gilchrist (2nd)	2013		
Brandon Knight (1st)	2012	Skills Challenge Winner	
DeMarcus Cousins (1st)	2011	Bam Adebayo	2020
John Wall (1st)	2011	Karl-Anthony Towns	2016
Eric Bledsoe (2nd)	2011	Derrick Rose	2009
Tyreke Evans (1st)	2010		
Derrick Rose (1st)	2010		
Marcus Camby (1st)	1997		
		All-NBA Defensive Team	
Bam Adebayo (2nd)	2022	Bam Adebayo (2nd)	2022
Bam Adebayo (2nd)	2021	Bam Adebayo (2nd)	2020
Bam Adebayo (2nd)	2020	Anthony Davis (1st)	2020
Anthony Davis (1st)	2020	Eric Bledsoe (2nd)	2020
Eric Bledsoe (2nd)	2020	Eric Bledsoe (1st)	2019
Eric Bledsoe (1st)	2019	Anthony Davis (1st)	2018
Anthony Davis (1st)	2018	Anthony Davis (2nd)	2017
Anthony Davis (2nd)	2017	Anthony Davis (2nd)	2015
Anthony Davis (2nd)	2015	John Wall (2nd)	2015
John Wall (2nd)	2015	Marcus Camby (1st)	2008
Marcus Camby (1st)	2008	Marcus Camby (1st)	2007
Marcus Camby (1st)	2007	Marcus Camby (2nd)	2006
Marcus Camby (2nd)	2006	Marcus Camby (2nd)	2005



CATS IN THE NBA



BAM ADEBAYO (Miami Heat)

- 2020 and 2023 NBA All-Star is a three-time selection to the All-NBA Defensive Second Team
- In his sixth season with the Miami Heat, is averaging a career-best 21.6 points per game



DEVIN BOOKER (Phoenix Suns)

- First-team selection to the All-NBA Team in 2022 and a three-time NBA All-Star
- In his eighth season with the Phoenix Suns, is averaging 27.1 points and 5.6 assists per game



BRANDON BOSTON JR. (LA Clippers)

- Second-round pick in the 2021 draft and traded to the Clippers
- Averaging 6.4 points and 1.4 rebounds per game in 11.5 minutes per contest



ANTHONY DAVIS (LA Lakers)

- NBA Champion in 2020, four-time All-NBA selection, eight-time NBA All-Star and All-Star MVP in 2017
- Dec. 5 Western Conference Player of the Week is averaging 26.9 points and 12.0 boards per game



HAMIDOU DIALLO (Detroit Pistons)

- Seen action in more than 200 games as a pro, and averaged a career-best 11.9 ppg in 2021
- In his sixth NBA season, is going for 8.4 points per game while shooting 57.5% from the field



DE'AARON FOX (Sacramento Kings)

- Averaged a career-best 25.2 points per game in 2020-21
- 2023 NBA All-Star and a Nov. 21 Western Conference Player of the Week



WENYEN GABRIEL (LA Lakers)

- Undrafted player who has seen action in five NBA seasons, averaging 6.7 ppg in 2021-22
- In his second season with the Lakers, is averaging 6.5 points and 4.0 rebounds per game



SHAI GILGEOUS-ALEXANDER (OKC Thunder)

- Named a 2023 All-Star in his fifth NBA season and fourth with the Thunder
- Averaging a career-high 30.8 points to go along with 5.6 assists and 4.8 boards per game



TYLER HERRO (Miami Heat)

- Claimed NBA Sixth Man of the Year honors in 2022, signed a four-year \$130 extension in October
- In his fourth season with the Miami Heat, is going for 20.3 points and 5.8 boards per game



ISAIAH JACKSON (Indianapolis Pacers)

- Drafted 22nd overall by Indianapolis in 2021, averaged 8.3 points and 1.4 blocks as a rookie
- Averaging 6.8 points, 4.0 rebounds and 1.5 blocks per game in 2022-23



KELDON JOHNSON (San Antonio Spurs)

- Signed a four-year, \$80 million extension with San Antonio in August
- Averaging a career-high 21.8 points to go along with 4.8 rebounds per game



KEVIN KNOX II (Portland Trail Blazers)

- Ninth overall pick in the 2018 NBA Draft and is in his fifth season and first with the Pistons
- Averaging 5.9 points and 2.5 rebounds per game



TREY LYLES (Sacramento Kings)

- In his eighth season and second with the Kings after being selected 12th overall in 2015
- Averaging 7.2 points and 3.7 rebounds per contest



TYRESE MAXEY (Philadelphia 76ers)

- Named the November Cares Community Assist Award winner in 2022
- Averaging 20.2 points, 3.8 assists and 2.8 boards per game



MALIK MONK (Sacramento Kings)

- Signed with the Kings in the offseason, and is playing in his sixth NBA season
- Going for 13.3 points, 3.9 assists and 2.5 rebounds per game



JAMAL MURRAY (Denver Nuggets)

- Returned to action for the Nuggets after missing the entire 2021-22 season following an ACL injury
- Averaging 19.8 points, 5.8 assists and 4.1 rebounds per contest



NERLENS NOEL (Detroit Pistons)

- Signed with Detroit as a free agent in the offseason after being drafted sixth overall in 2013
- Averaging 2.5 points and 2.8 boards in his ninth NBA season



IMMANUEL QUICKLEY (New York Knicks)

- In his third NBA season with the Knicks after being selected 25th in 2020
- Averaging 12.6 points, 4.1 rebounds and 3.3 assists in 27.8 minutes per game



JULIUS RANDLE (New York Knicks)

- The 2021 NBA Most Improved Player is a 2021 and 2023 NBA All-Star
- Averaging a career-high 24.7 points to go along with 10.9 rebounds and 4.1 assists per game



NICK RICHARDS (Charlotte Hornets)

- In his third NBA seasons with the Charlotte Hornets
- Averaging 8.1 points and 5.6 rebounds per game while shooting 62.4% from the field



OLIVIER SARR (Oklahoma City Thunder)

- Signed with the Blazers in the offseason as a free agent, was released and signed with OKC
- Appeared in 22 games during his rookie season with OKC and averaged 7.0 points per game



SHAEDON SHARPE (Portland Trail Blazers)

- Drafted seventh overall by the Blazers in the 2022 NBA Draft
- Averaging 7.7 points and 2.4 rebounds in 19.8 minutes per contest



KARL-ANTHONY TOWNS (Minnesota Timberwolves)

- NBA Rookie of the Year in 2016, three-time NBA All-Star and two-time All-NBA Third Team selection
- Has battled a calf injury for most of the season, averaging 20.8 points, 8.2 boards and 5.3 assists



JARRED VANDERBILT (LA Lakers)

- Selected 41st overall in 2018, entering his sixth season and first with the Jazz
- Averaging a career-best 8.5 points to go along with 7.8 rebounds and 2.7 assists per game



JOHN WALL (Free Agent)

- Kentucky's first No. 1 overall selection was an All-NBA Third Team selection in 2017
- Five-time NBA All-Star is averaging 11.4 points and 5.2 assists per game



PJ WASHINGTON JR. (Charlotte Hornets)

- In his fourth season with Charlotte after being picked 12th overall in 2019
- Averaging 14.9 points, 4.6 rebounds and 2.4 assists per game



TYTY WASHINGTON JR. (Houston Rockets)

- Taken 29th overall by the Grizzlies and traded to Houston during the 2022 NBA Draft
- Averaging 3.2 points, 1.3 rebounds and 1.3 assists in 11.8 minutes per game in his rookie season

Player Spotlight



Kentucky led the country with four former Wildcats appearing in the 2023 NBA All-Star Game this season. First-time participants De'Aaron Fox and Shai Gilgeous-Alexander were joined by two-time selections Bam Adebayo and Julius Randle.

UK head coach John Calipari now has had 10 players earn at least one All-Star Game nod. Only Dean Smith (12) has had more players earn All-Star selections.

Calipari is also the only coach in history to have a player win NBA Most Valuable Player, Sixth Man of the Year, Rookie of the Year and Most Improved. Calipari-coached players have also earned All-Star Game MVP and won the skills, dunk and 3-point contests.

Scan for updated stats, news and more on each player ...



COACH CALIPARI

A “players-first” coach with a penchant for helping people reach their dreams, John Calipari, a Naismith Memorial Basketball Hall of Famer, has guided six teams to the Final Four, led one to a national championship and helped 54 players earn selection in the NBA Draft during his 30-year college coaching career.

Calipari guided Kentucky to its eighth national championship and his first national title in 2012. In becoming only the second coach in NCAA history to lead three different schools to the Final Four, he has racked up more than 800 on-court victories, 21 NCAA Tournament on-court appearances, six Final Fours and numerous national coach of the year honors.

From UMass to Memphis and now Kentucky, Calipari’s career has been successful throughout, but his most recent run in Lexington has been the best stretch of his career. During Calipari’s first 13 seasons at UK, he has led all coaches in NCAA Tournament wins (31), Final Fours (four), Elite Eights (seven) and Sweet 16s (eight).

In 2015, Coach Cal led college basketball’s first ever 38-0 team, and became one of just three coaches to make four Final Fours in a five-year span. At the end of the season, Calipari became the 96th coach to join the Naismith Memorial Basketball Hall of Fame.

While building a program out of obscurity at UMass, laying the foundation at Memphis and restoring luster at the sport’s greatest program at Kentucky, he totaled the second-most wins in NCAA history in the first 20 years of a college coaching career.

Quite honestly, though, Calipari’s on-court success overshadows a much more significant picture.

In his goal to lead a players-first program, he has helped more than 50 young men realize their dreams and reach the NBA level with 56 players earning NBA Draft selections, including a record five first-round draft picks in 2010. Two years later, six Wildcats heard their names called at the 2012 draft, the most in the two-round draft era. UK, with Calipari’s help, would tie those six picks again in 2015, including a record-tying four lottery selections. His four No. 1 overall picks are more than any other coach, and he has had 45 players drafted during his first 13 years at Kentucky, including 34 first-round picks.

Calipari’s players have entered the league NBA-ready. His players have garnered 32 All-Star selections -- all since 2010 -- with Anthony Davis winning the game’s MVP honor in 2017. Derrick Rose was named NBA MVP in 2011. Six of his players have been tabbed All-NBA (11 times), three have been named NBA Rookie of the Year and 15 players from Calipari’s first 12 teams at Kentucky have made the NBA All-Rookie teams. He is the only coach in history to have a player win each of the NBA’s major honors: MVP, Rookie of the Year, Most Improved Player and Sixth Man of the Year.

Much like he did at UMass, where his players graduated at nearly 80%, Calipari has stressed academics. Seventeen of his last 20 seniors at Memphis earned their bachelor’s degrees, and all 23 players at UK who were eligible to graduate by the end of their senior years walked away with a diploma in hand, including five players who earned their degree in just three years. Calipari’s teams routinely have posted a combined team grade-point average of 3.0 or better.

Calipari has raised millions of dollars to help the lives of those in need in the Commonwealth and beyond. He has had a particular passion to assist those impacted by natural disasters. For instance, in 2010, he used a telethon to raise more than \$1 million for victims of the devastating earthquake in Haiti. He followed that up with telethons in 2012, raising \$1 million for victims of Superstorm Sandy, in 2017 for victims of Hurricane Harvey, played a leading role in the “Kentucky United” efforts that generated more than \$5 million for victims of devastating tornadoes in Western Kentucky in 2021, and raised nearly \$4 million with the Kentucky Flood Relief Telethon and open practice at Rupp Arena in 2022.

Calipari launched his foundation in 2012, and since then the foundation has worked with several key partners and donated more than \$1.5 million, a figure that does not include matching funds that have been contributed from individuals and corporations. In 2013, Calipari initiated hosting an annual alumni weekend around his basketball fantasy experience with the intent to raise money for charity. After generating \$350,000 for selected organizations and charities during the inaugural game, the weekend has generated millions of dollars for charity since its inception.

In 2019, when federal workers were without pay due to a government shutdown, he, his wife and his foundation assisted workers with financial help and grocery gift cards. He and his wife, Ellen, teamed up with Fayette County Public Schools to help families in need during the COVID-19 pandemic.

His latest efforts include spearheading the creation of the John McLendon Minority Leadership Initiative, a nationwide coach-driven initiative to provide minorities a jump-start to their careers through practical experiences, opportunities to build their network and instilling the values of John McLendon: integrity, education, leadership and mentorship. Participants in the initiative will be known as MLI Future Leaders.

In 2017, Coach Cal was named the head coach of the 2017 USA Basketball Men’s U19 World Cup Team, which finished third at the 2017 FIBA U19 World Cup in Cairo.

Author of five books, including the New York Times Best Seller “Players First: Coaching from the Inside Out,” Calipari is a master of communication and maximizing talent. He lives by the motto that “it’s never a matter of how far you have fallen, but instead it’s about how high you bounce back.”



BIOGRAPHICAL INFORMATION

Date of Birth: Feb. 10, 1959 | **Wife:** Ellen
Children: Erin, Megan, Brad

Education
Clarion State (1982)

Head Coaching Experience
University of Massachusetts (1989-96)
New Jersey Nets (NBA) (1997-99)
University of Memphis (2001-09)
University of Kentucky (2010-present)

COACHING AWARDS

- 2022 Jefferson Award
- 2022 Conference USA Hall of Fame
- 2021 NABC Guardians of the Game Pillar Award - Inclusion
- NABC District 20 Coach of the Year
- USBWA District IV Coach of the Year
- 2020 SEC Coach of the Year (Coaches)
- 2019 *The Sporting News* Coach of the Decade
- 2018 Naismith Hall of Fame 'Service Above Self' Honoree
- 2018 NABC Metropolitan Award
- 2015 Naismith Memorial Basketball Hall of Fame Inductee
- 2015 AP National Coach of the Year
- 2015 Naismith National Coach of the Year
- 2015 NABC National Coach of the Year
- 2015 *The Sporting News* National Coach of the Year
- 2015 Adolph Rupp National Coach of the Year
- 2015 SEC Coach of the Year (AP/Coaches)
- 2015 USBWA District IV Coach of the Year
- 2012 Nell & John Wooden Coach of the Year Leadership Award
- 2012 Naismith National Coach of the Year Finalist
- 2012 SEC Coach of the Year (AP/Coaches)
- 2010 Adolph Rupp National Coach of the Year
- 2010 Naismith National Coach of the Year Finalist
- 2010 SEC Coach of the Year (AP)
- 2010 *Sporting News* SEC Coach of the Year
- 2010 Yahoo! Sports SEC Coach of the Year
- 2010 USBWA District IV Coach of the Year
- 2009 NABC National Co-Coach of the Year
- 2009 *Sports Illustrated* National Coach of the Year
- 2009 Phelan National Coach of the Year
- 2009 Iba National Coach of the Year Finalist
- 2009 C-USA Coach of the Year
- 2008 Naismith National Coach of the Year
- 2008 C-USA Coach of the Year
- 2008 Iba National Coach of the Year Finalist
- 2008 Phelan National Coach of the Year Finalist
- 2007 Phelan National Coach of the Year Finalist
- 2007 USBWA District IV Coach of the Year
- 2007 *Basketball Times* South Region Coach of the Year
- 2006 C-USA Coach of the Year
- 2004 NABC District 7 Coach of the Year
- 1996 Naismith National Coach of the Year
- 1996 NABC National Coach of the Year
- 1996 *The Sporting News* National Coach of the Year
- 1996 Atlantic 10 Coach of the Year
- 1995 Naismith National Coach of the Year Finalist
- 1994 Naismith National Coach of the Year Finalist
- 1994 Atlantic 10 Coach of the Year
- 1993 USBWA District I Coach of the Year
- 1993 Atlantic 10 Coach of the Year



COACH CALIPARI

NCAA DIVISION I ACTIVE WINNINGEST COACHES

(On-court by percentage - min. 10 yrs. at Division I level entering the 2022-23 season)

NO.	COACH/TEAM	YRS.	PCT.
1.	Mark Few	23	.836
2.	John Calipari	30	.771
3.	Bill Self	29	.769
4.	Thad Matta	17	.740
5.	Rick Pitino	34	.739

SINCE 2005-06 ...

Since the 2005-06 season, John Calipari's on-court record ranks him as one of the winningest coaches. Totals through Feb. 22.

	COACH	RECORD
1.	Bill Self	532-113
2.	Mark Few	522-97
3.	John Calipari	521-124
4.	Mike Krzyzewski	481-122
5.	Tom Izzo	450-180

MISCELLANEOUS ON-COURT RECORDS

Overall On-Court Record:829-250 (.768)
March/April Record:.....167-55 (.752)
NCAAT Record:.....56-20 (.737)
Record in Conference Games:.....391-125 (.758)
Record in Conference Tournament:.....58-14 (.806)

- Calipari owns the NCAA's most single-season wins with 38, tying his own record (Memphis in '08 and UK in '12) in 2015 with 38 wins. He owns the most single-season wins at UMass, Memphis and UK
- Calipari is the winningest coach in NCAA Division I history for a five-year span with 173 victories (2008-12)
- Calipari is the first coach in NCAA Division I history to record five straight on-court 30-win seasons. Memphis hit the 30-win plateau from 2006-09
- Calipari is one of only two coaches (Rick Pitino) to lead three different schools to a Final Four
- Calipari is one of only three coaches (John Wooden, Mike Krzyzewski) to go to four Final Fours in five seasons
- Calipari has advanced to the Sweet Sixteen in 12 of the last 16 NCAA Tournaments and the Elite Eight in 10 of the last 16
- Calipari started with a 54-0 record in Rupp Arena as head coach of the Wildcats
- Calipari has helped 45 players earn selection in the NBA Draft (34 first-round picks) over the last 13 seasons
- Calipari has more wins (327) in a 10-year period (2006-15) than any other coach in college basketball history
- Calipari is the fourth-fastest NCAA Division I men's basketball coach to reach 300 victories at a single school
- Calipari's 31 combined regular season and tournament league titles trail only Mark Few (39) of Gonzaga for the most among active coaches
- Calipari is the fourth-fastest coach to 800 on-court wins, behind Adolph Rupp, Roy Williams and Dean Smith
- Calipari has the second-most wins in school history, behind only Adolph Rupp
- Calipari's 31 NCAA Tournament wins are the most in school history. Rupp had 30

CAL IN CONFERENCE

SEC COACHES	CONFERENCE CHAMPIONSHIPS	Tournament Championships	NCAA Tournament Appearances
Nate Oats, Alabama	4	4	5
Eric Musselman, Arkansas	3	1	5
Bruce Pearl, Auburn	8	3	20
Todd Golden, Florida	0	0	1
Mike White, Georgia	3	0	4
John Calipari, Kentucky	16	15	21
Matt McMahon, LSU	4	3	3
Dennis Gates, Missouri	2	2	1
Kermit Davis, Ole Miss	5	4	6
Chris Jans, Mississippi State	4	3	3
Lamont Paris, South Carolina	1	1	1
Rick Barnes, Tennessee	4	2	26
Buzz Williams, Texas A&M	1	0	8
Jerry Stackhouse, Vanderbilt	0	0	0
TOTALS	55	38	104

CALIPARI VS. ALL OPPONENTS

Abilene Christian1-0	Fort Wayne1-0	Mount St. Mary's.....2-0	Southwest Texas St.1-0
Alabama19-7	Furman1-0	Murray State.....1-0	St. Bonaventure17-1
Albany.....2-0	George Mason.....1-0	Nevada1-0	St. John's.....1-0
Arizona1-1	George Washington.....8-9	New Hampshire.....5-0	St. Joseph's15-5
Arizona State2-1	Georgetown.....2-1	New Mexico.....1-0	St. Mary's.....1-0
Arkansas13-9	Georgia.....21-4	New Orleans.....1-0	St. Peter's1-0
Arkansas-Little Rock3-0	Georgia Tech.....2-2	NJIT.....1-0	Stanford3-2
Arkansas-Pine Bluff.....1-0	Gonzaga4-1	North Carolina8-4	Stephen F. Austin1-0
Arkansas State4-0	Grand Canyon1-0	North Carolina State.....1-0	Stony Brook1-0
Auburn.....13-6	Hampton.....1-0	North Dakota1-0	Syracuse.....3-2
Austin Peay.....6-1	Hartford.....2-0	North Florida2-0	TCU7-1
Baylor1-2	Harvard.....2-0	North Texas.....1-0	Temple.....13-11
Bellarmine1-0	High Point1-0	Northeastern3-1	Tennessee21-15
Belmont2-0	Hofstra1-0	Northern Kentucky2-0	Tennessee State.....1-0
Boise State.....1-0	Holy Cross.....4-1	Northwestern State.....1-0	Tennessee Tech.....1-0
Boston7-1	Houston17-3	Notre Dame2-3	Texas2-2
Boston College.....2-0	Howard2-0	Oakland1-0	Texas A&M.....12-3
Bradley1-0	Illinois1-1	Ohio1-0	Texas Tech1-0
Bucknell1-0	Illinois State1-0	Ohio State1-3	Towson State1-0
Buffalo3-0	Indiana3-2	Oklahoma5-1	Troy.....1-0
BYU1-0	Iowa0-1	Oklahoma State.....0-2	Tulane16-0
Cal State Northridge1-0	Iowa State.....2-0	Old Dominion2-0	Tulsa11-1
Canisius1-0	Jackson State2-0	Ole Miss.....18-5	UAB.....15-3
Central Conn. St.....2-0	Kansas.....5-8	Oral Roberts1-0	UCF5-0
Central Michigan.....1-0	Kansas State2-1	Oregon State.....1-0	UCLA4-5
Charlotte.....2-3	Keene State1-0	Pennsylvania.....3-0	UIC1-0
Chattanooga2-0	Kentucky2-4	Penn State4-4	UNC Asheville2-0
Christian Brothers2-0	La Salle3-0	Pepperdine1-0	UNC Greensboro2-0
Cincinnati.....6-7	Lafayette (Pa.).....1-0	Pittsburgh2-1	UNC Wilmington.....1-0
Cleveland State.....4-0	Lamar.....5-0	Portland3-0	USF10-1
Coastal Carolina.....1-0	LIU-Brooklyn1-0	Princeton2-0	Utah2-2
Colorado1-1	Lipscomb1-0	Providence.....3-1	Utah Valley2-0
Colorado State0-1	Long Beach State1-0	Purdue2-1	UTEP5-0
Columbia1-0	Louisiana Tech1-1	Radford1-0	UT Arlington3-0
Connecticut2-5	Louisville.....18-8	Rhode Island.....16-2	UT Martin5-0
Coppin State.....1-0	Loyola1-0	Rice4-0	Valparaiso1-0
Cornell1-0	Lowell2-1	Richmond1-1	Vanderbilt.....25-4
Dartmouth.....1-0	LSU15-4	Rider1-0	Vermont.....3-0
Davidson1-0	Manhattan2-0	Robert Morris2-1	Villanova2-0
Dayton1-0	Marist2-0	Rutgers11-4	Virginia0-1
DePaul4-2	Marquette3-1	Saint Louis4-3	Virginia Tech3-0
Detroit1-0	Marshall.....6-0	Saint Peter's.....0-1	VMI1-0
Drexel2-0	Maryland5-3	Sam Houston State1-0	Wake Forest.....2-1
Duke1-4	Massachusetts.....1-0	Samford3-0	Washington1-0
Duquesne13-4	Memphis1-0	Santa Clara1-0	West Virginia13-7
East Carolina.....7-0	Miami (Fla.)0-1	Savannah State.....1-0	Western Kentucky3-0
East Tennessee State4-0	Miami (Ohio)2-0	Seton Hall1-1	Wichita State2-0
Eastern Kentucky4-0	Michigan2-0	Siena4-0	Winthrop3-0
Eastern Michigan2-0	Michigan State.....3-2	SMU7-0	Wisconsin1-1
Evansville0-1	Middle Tennessee.....3-0	South Carolina16-5	Wofford2-0
Fairfield.....1-0	Milwaukee1-0	South Carolina State.....1-0	Wright State.....1-0
Fairleigh Dickinson1-0	Mississippi State18-1	Southern1-0	Xavier.....2-2
Florida24-9	Mississippi Valley St.....1-0	Southern Cal.....2-0	Yale2-0
Florida A&M1-0	Missouri.....11-5	South Connecticut.....1-0	
Florida State1-1	Monmouth2-0	Southeastern Louisiana.....3-0	
Florida Tech0-1	Montana State.....1-0	Southern Illinois.....1-0	
Fordham5-0	Morehead State.....3-0	Southern Miss15-4	



INDIVIDUAL GAME RECORDS CAL ERA

MOST POINTS**

Pts.	Player vs. Opponent	Date
47	Malik Monk vs. North Carolina	12/17/16
39	De'Aaron Fox vs. UCLA	3/24/17
37	Oscar Tshiebwe vs. GEORGIA	1/17/23
37	Malik Monk vs. GEORGIA	1/31/17
35	Jamal Murray vs. FLORIDA	2/6/16
35	Terrence Jones vs. AUBURN	1/11/11
34	Kevin Knox at West Virginia	1/27/17
34	Malik Monk at Ole Miss	12/29/16
33	Malik Monk vs. FLORIDA	2/25/17
33	Jamal Murray at Vanderbilt	2/27/16
33	Jamal Murray vs. Ohio State	12/19/15
32	Doron Lamb vs. WINTHROP	12/22/10
30	Oscar Tshiebwe vs. Saint Peter's	3/17/22
30	Oscar Tshiebwe at Arkansas	2/26/22
30	Oscar Tshiebwe at Vanderbilt	1/11/22
30	Immanuel Quickley at Texas A&M	2/25/20
30	Shai Gilgeous-Alexander vs. VANDERBILT	1/30/18
30	Tyler Ulis vs. Texas A&M	3/13/16
30	Brandon Knight vs. West Virginia	3/19/11

SEC: 37, Oscar Tshiebwe vs. GEORGIA, 1/17/23
Postseason: 39, De'Aaron Fox vs. UCLA, 3/24/17
SEC Tourney: 30, Tyler Ulis vs. Texas A&M, 3/13/16
NCAA Tourney: 39, De'Aaron Fox vs. UCLA, 3/24/17
Rupp Arena: 37, Oscar Tshiebwe vs. GEORGIA, 1/17/23
Road: 34, Kevin Knox at West Virginia, 1/27/18
Neutral: 47, Malik Monk vs. North Carolina, 12/17/16
Ranked Opp.: 47, Malik Monk vs. North Carolina, 12/17/16
Freshman: 47, Malik Monk vs. North Carolina, 12/17/16
Sophomore: 30, Immanuel Quickley at Texas A&M, 2/25/20
Junior: 30, Oscar Tshiebwe vs. Saint Peter's, 3/17/22
Senior: 37, Oscar Tshiebwe vs. GEORGIA, 1/17/23
Graduate: 25, Kellan Grady vs. ALABAMA, 2/19/22
Opener: 26, Tyrese Maxey vs. Michigan State, 11/5/19
SEC Opener: 34, Malik Monk at Ole Miss, 12/29/16

MOST POINTS IN AN SEC GAME

Pts.	Player vs. Opponent	Date
37	Oscar Tshiebwe vs. GEORGIA	1/17/23
37	Malik Monk vs. GEORGIA	1/31/17
35	Jamal Murray vs. FLORIDA	2/6/16
35	Terrence Jones vs. AUBURN	1/11/11
34	Malik Monk at Ole Miss	12/29/16
33	Malik Monk vs. FLORIDA	2/25/17
33	Jamal Murray at Vanderbilt	2/27/16
30	Oscar Tshiebwe at Arkansas	2/26/22
30	Oscar Tshiebwe at Vanderbilt	1/11/22
30	Immanuel Quickley at Texas A&M	2/25/20
30	Shai Gilgeous-Alexander vs. VANDERBILT	1/30/18
29	Oscar Tshiebwe vs. GEORGIA	1/8/22
29	Tyler Herro vs. ARKANSAS	2/26/19

MOST POINTS IN A HALF

Pts.	Player vs. Opponent	Date
30	Malik Monk ² vs. FLORIDA	2/25/17
27	Malik Monk ² vs. North Carolina	12/17/16
27	Jamal Murray ² vs. Ohio State	12/19/15
25	Nick Richards ² vs. MISSISSIPPI STATE	2/4/20
24	De'Aaron Fox ² vs. UCLA	3/24/17
24	Malik Monk ² at Ole Miss	12/29/16
23	Oscar Tshiebwe ² vs. GEORGIA	1/17/23
23	Malik Monk ² vs. GEORGIA	1/31/17
23	Julius Randle ² vs. Michigan State	11/12/13
22	Oscar Tshiebwe ² vs. YALE	12/10/22
22	Immanuel Quickley ² vs. FLORIDA	2/22/20
22	Terrence Jones ² vs. AUBURN	1/11/11
22	Eric Bledsoe ² vs. MOREHEAD STATE	11/13/09

1 - First Half; 2 - Second Half

MOST POINTS OFF THE BENCH

Pts.	Player vs. Opponent	Date
35	Terrence Jones vs. AUBURN	1/11/11
32	Doron Lamb vs. WINTHROP	12/22/10
28	PJ Washington vs. Auburn	3/31/19
27	Antonio Reeves at Ole Miss	1/31/23
27	Malik Monk vs. VANDERBILT	2/28/17
26	Tyrese Maxey vs. Michigan State	11/5/19
26	Kyle Wiltjer at Ole Miss	1/29/13
24	Shai Gilgeous-Alexander vs. LOUISVILLE	12/29/17
24	Kyle Wiltjer vs. LOYOLA	12/22/11
24	Doron Lamb at North Carolina	12/4/10

MOST 3-POINTERS MADE

3s	Player vs. Opponent	Date
8	Immanuel Quickley at Texas A&M	2/25/20
8	Malik Monk vs. North Carolina	12/17/16
8	Jamal Murray vs. FLORIDA	2/6/16
8	Eric Bledsoe vs. ETSU	3/18/10
7	Kellan Grady vs. ALABAMA	2/19/22
7	Kellan Grady vs. HIGH POINT	12/31/21
7	Dontaie Allen at Mississippi State	1/2/21
7	Wenyen Gabriel vs. Alabama	3/10/18
7	Malik Monk vs. GEORGIA	1/31/17
7	Malik Monk vs. Michigan State	11/15/16
7	Derek Willis vs. TENNESSEE	2/18/16
7	Jamal Murray vs. Ohio State	12/19/15
7	Kyle Wiltjer vs. LIPSCOMB	12/15/12
7	Kyle Wiltjer vs. LAFAYETTE	11/16/12
7	Doron Lamb vs. WINTHROP	12/22/10

MOST FREE THROWS

Fts	Player vs. Opponent	Date
14	Olivier Sarr vs. VANDERBILT	1/5/21
14	Immanuel Quickley vs. MISSISSIPPI STATE	2/4/20
14	Tyler Ulis at Arkansas	1/21/16
13	Oscar Tshiebwe vs. GEORGIA	1/17/23
13	Nick Richards vs. MISSISSIPPI STATE	2/4/20
13	Keldon Johnson vs. TENNESSEE STATE	11/23/18
13	De'Aaron Fox vs. UCLA	3/24/17
13	Julius Randle at Ole Miss	2/18/14
13	Julius Randle vs. BELMONT	12/21/13

MOST REBOUNDS**

Rebs	Player vs. Opponent	Date
28	Oscar Tshiebwe vs. WESTERN KENTUCKY	12/22/21
24	Oscar Tshiebwe vs. GEORGIA	1/17/23
22	Oscar Tshiebwe vs. MISSISSIPPI STATE	1/25/22
20	Oscar Tshiebwe vs. MISSOURI	12/29/21
20	Oscar Tshiebwe vs. ROBERT MORRIS	11/12/21
20	Oscar Tshiebwe vs. Duke	11/9/21
19	Oscar Tshiebwe at Missouri	12/28/22
19	Oscar Tshiebwe vs. FLORIDA	2/12/22
19	Nick Richards vs. SOUTHERN ILLINOIS	11/9/18
19	Michael Kidd-Gilchrist vs. LOUISVILLE	12/31/11
18	Oscar Tshiebwe vs. Michigan State	11/15/22
18	Oscar Tshiebwe at Arkansas	2/26/22
18	PJ Washington vs. VMI	11/18/18
18	Bam Adebayo vs. Northern Kentucky	3/17/17
18	Anthony Davis vs. CHATTANOOGA	12/17/11
18	DeMarcus Cousins vs. LOUISVILLE	1/2/10
18	Patrick Patterson vs. RIDER	11/21/09
18	DeMarcus Cousins vs. SAM HOUSTON ST.	11/19/09

SEC: 24, Oscar Tshiebwe, vs. GEORGIA, 1/17/23
Postseason: 18, Bam Adebayo, vs. Northern Kentucky, 3/17/17
SEC Tourney: 16, Julius Randle vs. LSU, 3/14/14
NCAA Tourney: 18, Bam Adebayo, vs. Northern Kentucky, 3/17/17
Rupp Arena: 28, Oscar Tshiebwe, vs. WESTERN KENTUCKY, 12/22/21
Road: 19, Oscar Tshiebwe, at Missouri, 12/28/22
Neutral: 20, Oscar Tshiebwe vs. Duke, 11/9/21
Ranked Opp.: 20, Oscar Tshiebwe vs. Duke, 11/9/21
Freshman: 19, M. Kidd-Gilchrist vs. LOUISVILLE, 12/31/11
Sophomore: 19, Nick Richards vs. SOUTHERN ILLINOIS, 11/9/18
Junior: 28, Oscar Tshiebwe, vs. WESTERN KENTUCKY, 12/22/21
Senior: 24, Oscar Tshiebwe, vs. GEORGIA, 1/17/23
Graduate: 12, Nate Sestina, vs. UTAH VALLEY, 11/18/19
Opener: 20, Oscar Tshiebwe vs. Duke, 11/9/21
SEC Opener: 20, Oscar Tshiebwe, vs. MISSOURI, 12/29/21
***In some cases, the most recent occurrence is listed*

MOST OFFENSIVE REBOUNDS

Rebs	Player vs. Opponent	Date
12	Oscar Tshiebwe vs. Duke	11/9/21
11	Oscar Tshiebwe vs. GEORGIA	1/17/23
10	Oscar Tshiebwe vs. FLORIDA	2/12/22
10	Oscar Tshiebwe vs. ROBERT MORRIS	11/12/21
9	Oscar Tshiebwe at Missouri	12/28/22
9	Nick Richards vs. SOUTHERN ILLINOIS	11/9/18
9	Willie Cauley-Stein vs. ARKANSAS	2/27/14
9	DeMarcus Cousins vs. OLE MISS	2/2/10
9	Patrick Patterson vs. RIDER	11/21/09

MOST DEFENSIVE REBOUNDS

Rebs	Player vs. Opponent	Date
23	Oscar Tshiebwe vs. WESTERN KENTUCKY	12/22/21
15	Oscar Tshiebwe vs. MISSISSIPPI STATE	1/25/22
15	Terrence Jones vs. Notre Dame	12/8/10
14	Keldon Johnson vs. AUBURN	2/23/19
14	DeMarcus Cousins vs. LOUISVILLE	1/2/10
13	Oscar Tshiebwe vs. GEORGIA	1/17/23
13	Oscar Tshiebwe vs. VANDERBILT	2/2/22
13	Oscar Tshiebwe vs. MISSOURI	12/29/21
13	Anthony Davis vs. LSU	3/9/12
13	Michael Kidd-Gilchrist vs. LOUISVILLE	12/31/11
13	Anthony Davis vs. CHATTANOOGA	12/17/11
13	Terrence Jones vs. Washington	11/23/10

MOST ASSISTS**

Assts.	Player vs. Opponent	Date
17	TyTy Washington Jr. vs. GEORGIA	1/8/22
16	John Wall vs. HARTFORD	12/29/09
14	Sahvir Wheeler vs. NORTH FLORIDA	11/26/21
14	Tyler Ulis vs. LSU	3/5/16
14	John Wall vs. UNC Asheville	11/30/09
12	Sahvir Wheeler vs. ROBERT MORRIS	11/21/21
12	Ashton Hagans vs. UAB	11/29/19
12	Ashton Hagans vs. Tennessee	3/16/19
12	De'Aaron Fox vs. STEPHEN F. AUSTIN	11/11/16
12	Tyler Ulis at South Carolina	2/13/16

SEC: 17, TyTy Washington Jr. vs. GEORGIA, 1/8/22
Postseason: 12, Ashton Hagans vs. Tennessee, 3/16/19
SEC Tourney: 12, Ashton Hagans vs. Tennessee, 3/16/19
NCAA Tourney: 11, John Wall vs. ETSU, 3/18/10
Rupp Arena: 17, TyTy Washington Jr. vs. GEORGIA, 1/8/22
Road: 12, Tyler Ulis, at South Carolina, 2/13/16
Neutral: 12, Ashton Hagans vs. Tennessee, 3/16/19
Ranked Opp.: 12, Ashton Hagans vs. Tennessee, 3/16/19
Freshman: 17, TyTy Washington Jr. vs. GEORGIA, 1/8/22
Sophomore: 14, Tyler Ulis vs. LSU, 3/5/16
Junior: 14, Sahvir Wheeler vs. NORTH FLORIDA, 11/26/21
Senior: 11, Sahvir Wheeler vs. DUQUESNE, 11/11/22
Graduate: 10, Julius Mays vs. LAFAYETTE, 11/16/12
Opener: 12, De'Aaron Fox vs. STEPHEN F. AUSTIN, 11/11/16
SEC Opener: 11, Isaiah Briscoe at Ole Miss, 12/29/16

MOST POINTS-REBOUNDS-ASSISTS

P-R-A	Player vs. Opponent	Date
62 (37-24-1)	Oscar Tshiebwe vs. GEORGIA	1/17/23
50 (30-18-2)	Oscar Tshiebwe at Arkansas	2/26/22
49 (47-0-2)	Malik Monk vs. North Carolina	12/17/16
48 (30-16-2)	Oscar Tshiebwe vs. Saint Peter's	3/17/22
48 (27-19-2)	Oscar Tshiebwe vs. FLORIDA	2/12/22
47 (29-17-1)	Oscar Tshiebwe vs. GEORGIA	1/8/22
47 (27-17-3)	Terrence Jones vs. Notre Dame	12/8/10
46 (29-13-4)	PJ Washington vs. Seton Hall	12/8/18
46 (39-3-4)	De'Aaron Fox vs. UCLA	3/24/17
45 (29-13-3)	Terrence Jones vs. Oklahoma	11/22/10
44 (30-13-1)	Oscar Tshiebwe at Vanderbilt	1/11/22
45 (27-18-0)	DeMarcus Cousins vs. S. HOUSTON	11/19/09
44 (21-22-1)	Oscar Tshiebwe vs. MISS. STATE	1/25/22
44 (24-19-1)	M. Kidd-Gilchrist vs. LOUISVILLE	12/31/11

MOST MINUTES WITHOUT A TURNOVER

Mins.	Player vs. Opponent	Date
44	Reid Travis vs. Auburn	3/31/19
44	Darius Miller at Arkansas	2/23/11
41	Aaron Harrison vs. LSU	2/22/14
40	Kellan Grady vs. Saint Peter's	3/17/22
40	Jacob Toppin vs. ALABAMA	2/19/22
40	Tyler Ulis vs. Duke	11/17/15
40	Aaron Harrison vs. OLE MISS	1/6/15
40	Alex Poythress vs. MISSOURI	2/23/13

MOST BLOCKED SHOTS**

Blks.	Player vs. Opponent	Date
12	Nerlens Noel at Ole Miss	1/29/13
9	Willie Cauley-Stein vs. BOISE STATE	12/10/13
9	Willie Cauley-Stein vs. Providence	12/1/13
8	Isaiah Jackson vs. Kansas	1/21/20
8	Nerlens Noel at Alabama	1/22/13
8	Anthony Davis at South Carolina	2/4/12
8	Anthony Davis vs. ST. JOHN'S	12/1/11

SEC: 12, Nerlens Noel at Ole Miss, 1/29/13
Postseason: 7, Anthony Davis vs. Western Kentucky, 3/15/12
SEC Tourney: 6, Anthony Davis vs. LSU, 3/11/12
NCAA Tourney: 7, Anthony Davis vs. Western Kentucky, 3/15/12
Rupp Arena: 9, Willie Cauley-Stein vs. BOISE STATE, 12/10/13
Road: 12, Nerlens Noel at Ole Miss, 1/29/13
Neutral: 8, Isaiah Jackson vs. Kansas, 12/1/20
Ranked Opp.: 12, Nerlens Noel at Ole Miss, 1/29/13
Freshman: 12, Nerlens Noel at Ole Miss, 1/29/13
Sophomore: 9, Willie Cauley-Stein vs. BOISE STATE, 12/10/13
Junior: 7, Nick Richards vs. LAMAR, 11/24/19
Senior: 6, Josh Harrellson vs. PENN, 1/3/11
Graduate: 3, Nate Sestina at Vanderbilt, 2/11/20
Opener: 5, Anthony Davis vs. MARIST, 11/11/11
SEC Opener: 7, Anthony Davis vs. SOUTH CAROLINA, 1/7/12

MOST STEALS**

Stls.	Player vs. Opponent	Date
8	Cason Wallace vs. Michigan State	11/15/22
8	Ashton Hagans vs. North Carolina	12/22/18
6	Tyler Ulis vs. OLE MISS	1/2/16
6	Willie Cauley-Stein vs. GEORGIA	1/25/14
6	Nerlens Noel vs. BAYLOR	12/1/12
6	John Wall vs. UConn	12/9/09
6	John Wall vs. UNC Asheville	11/30/09
5	Cason Wallace vs. KANSAS	1/28/23
5	Ashton Hagans vs. TEXAS A&M	1/8/19
5	Tyler Herro vs. MONMOUTH	11/28/18
5	Tyler Herro vs. NORTH DAKOTA	11/14/18
5	Shai Gilgeous-Alexander vs. Davidson	3/15/18
5	Malik Monk vs. UCLA	12/3/16
5	Aaron Harrison vs. ARKANSAS	2/28/15
5	Willie Cauley-Stein vs. Texas	12/5/14
5	DeAndre Liggins vs. TENNESSEE	2/8/11
5	Darius Miller at Portland	11/19/10

SEC: 6, Tyler Ulis vs. OLE MISS, 1/2/16
Postseason: 5, Shai Gilgeous-Alexander vs. Davidson, 3/14/10
SEC Tourney: 5, John Wall vs. Mississippi State, 3/14/10
NCAA Tourney: 5, Shai Gilgeous-Alexander vs. Davidson, 3/14/10
Rupp Arena: 6, Tyler Ulis vs. OLE MISS, 1/2/16
Road: 5, Darius Miller at Portland, 11/19/10
Neutral: 8, Cason Wallace vs. Michigan State, 11/15/22
Ranked Opp.: 8, Ashton Hagans vs. North Carolina, 12/22/18
Freshman: 8, Cason Wallace vs. Michigan State, 11/15/22
Sophomore: 6, Tyler Ulis vs. OLE MISS, 1/2/16
Junior: 5, Willie Cauley-Stein vs. TEXAS, 12/5/14
Senior: 4, CJ Fredrick vs. SOUTH CAROLINA ST., 11/17/22
Graduate: 3, Davion Mintz vs. ALABAMA, 2/19/22
Opener: 4, Lance Ware vs. HOWARD, 11/7/22
SEC Opener: 6, Tyler Ulis vs. OLE MISS, 1/2/16

**In some cases, the most recent occurrence is listed



TEAM GAME RECORDS CAL ERA

MOST FIELD GOALS

Fgs.	Opp.	Date
46	MARIST	11/11/11
44	vs. Arizona State	11/28/16
44	AUBURN	2/21/15
42	UIC	11/26/17
42	LIU BROOKLYN	11/23/12
41	UT MARTIN	11/25/16
41	HARTFORD	12/29/09
40	GEORGIA	1/8/22
40	ROBERT MORRIS	11/12/21
40	vs. North Carolina	12/17/16
40	LAFAYETTE	11/16/12

FEWEST FIELD GOALS

Fgs.	Opp.	Date
14	at Tennessee	3/2/19
14	at South Carolina	3/1/14
16	vs. Kansas State	3/22/18
16	ALABAMA	3/4/14
17	GEORGIA	12/31/17
17	LOUISVILLE	12/31/11
17	at Auburn	2/12/14
18	vs. LSU	3/9/12
18	vs. Vanderbilt	3/15/13
18	vs. Florida	3/16/14
18	vs. UConn	4/7/14
18	at Texas A&M	1/10/15
18	at South Carolina	1/24/15

MOST FIELD-GOAL ATTEMPTS

Fgs.	Opp.	Date
84	vs. Arizona State	11/28/16
80	UCLA	12/3/16
78	NORTH FLORIDA	11/26/21
77	vs. Duke	11/9/21
77	at Mississippi State	1/2/21
77	ARKANSAS	1/23/10
76	ARKANSAS	2/27/14
75	MARIST	11/11/11
74	at Ole Miss	12/29/16
74	vs. North Carolina	12/17/16
74	UT MARTIN	11/25/16

FEWEST FIELD-GOAL ATTEMPTS

Fgs.	Opp.	Date
39	at South Carolina	1/24/15
40	at Robert Morris	3/19/13
41	ALABAMA	1/31/15
41	TENNESSEE	1/31/12
42	ARKANSAS	2/26/19
42	at Missouri	2/19/19
42	vs. Kansas State	3/22/18
42	vs. Alabama	3/10/18
42	FLORIDA	2/15/14
42	vs. Providence	12/1/13
42	vs. LSU	3/9/12
42	vs. Cleveland State	11/24/09

HIGHEST FIELD-GOAL PCT.

Pct.	Opp.	Date
.679	TENNESSEE	1/15/22
.677	LIU BROOKLYN	11/23/12
.667	UIC	11/26/17
.647	AUBURN	2/21/15
.645	LAFAYETTE	11/16/12
.643	vs. Alabama	3/10/18
.643	vs. Providence	12/1/13
.614	SOUTH CAROLINA	2/5/13
.613	MARIST	11/11/11

LOWEST FIELD-GOAL PCT.

Pct.	Opp.	Date
.269	at South Carolina	3/1/14
.281	at Texas A&M	1/10/15
.288	at Alabama	1/7/23
.296	BAYLOR	12/1/12
.298	LOUISVILLE	12/31/11
.309	at Auburn	2/12/14
.313	at Missouri	2/3/18
.315	GEORGIA	12/31/17
.318	at Tennessee	3/2/19
.327	ALABAMA	3/4/14

MOST FREE THROWS

Fts.	Opp.	Date
35	vs. Indiana	3/23/12
33	at South Carolina	3/1/14
32	LOUISVILLE	12/31/11
31	MISSISSIPPI STATE	2/4/20
31	UTAH VALLEY	11/18/19
31	MOREHEAD STATE	11/21/12
31	INDIANA	12/11/10

FEWEST FREE THROWS

Fts.	Opp.	Date
1	at Vanderbilt	1/24/23
3	at Mississippi State	1/2/21
3	ETSU	11/17/17
4	HIGH POINT	12/31/21
4	NOTRE DAME	12/12/20
4	vs. UConn	4/2/11
4	VANDERBILT	1/23/16
5	at Alabama	1/7/23
5	vs. UCLA	12/17/22
5	vs. Georgia	3/9/18

MOST FREE-THROW ATTEMPTS

Fts.	Opp.	Date
48	UNC ASHEVILLE	11/8/13
46	ILLINOIS STATE	11/30/15
44	vs. Baylor	3/25/12
44	INDIANA	12/11/10
43	at North Carolina	12/14/13
43	LOUISVILLE	12/31/11
42	at South Carolina	3/1/14

FEWEST FREE-THROW ATTEMPTS

Fts.	Opp.	Date
2	at Vanderbilt	1/24/23
6	NOTRE DAME	12/12/20
6	VANDERBILT	1/23/16
7	GEORGIA	1/8/22
7	vs. Duke	11/9/21
8	at Alabama	1/7/23
8	HIGH POINT	12/31/21
8	vs. MT. ST. MARY'S	11/16/21
8	at Mississippi State	1/2/21

HIGHEST FREE-THROW PCT.

Pct.	Opp.	Date
1.000	FLORIDA	2/22/20
1.000	FLORIDA	2/7/12
1.000	AUSTIN PEAY	12/19/09
.960	at Vanderbilt	2/17/20
.958	TENNESSEE	1/18/14
.955	at Florida	2/7/15
.952	TENNESSEE	1/15/22
.946	vs. Indiana	3/23/12
.941	OHIO	11/19/21
.923	at Florida	1/9/21
.923	at Mississippi State	2/25/15

min. 10 attempts

LOWEST FREE-THROW PCT.

Pct.	Opp.	Date
.200	ETSU	11/17/17
.333	vs. UConn	4/2/11
.385	vs. UCLA	12/17/22
.391	ETSU	11/12/10
.412	vs. Wake Forest	3/20/10
.435	at Vanderbilt	2/27/16
.471	at Texas A&M	2/10/18
.471	PROVIDENCE	11/30/14
.478	at Louisville	12/29/12

min. 10 attempts

MOST 3-POINTERS

3s.	Opp.	Date
15	GEORGIA	3/1/12
15	vs. ETSU	3/18/10
14	ARKANSAS	2/9/21
14	HARTFORD	12/29/09
13	FLORIDA A&M	12/21/22
13	SOUTH CAROLINA	3/6/21
13	TEXAS A&M	1/3/17
13	vs. Alabama	3/11/16
13	ETSU	11/12/10

FEWEST 3-POINTERS

3s.	Opp.	Date
0	RICHMOND	11/29/20
0	vs. Davidson	3/15/18
1	at Georgia	1/20/21
1	MISSISSIPPI STATE	2/4/20
1	GEORGIA	1/21/20
1	UTAH VALLEY	11/18/19
1	at South Carolina	1/16/18
1	at Vanderbilt	1/10/17
1	TEXAS	12/5/14
1	LSU	2/22/14
1	vs. LSU	3/9/12
1	TENNESSEE	1/31/12
1	vs. Alabama	3/12/10

MOST 3-POINT ATTEMPTS

3s.	Opp.	Date
33	CHATTANOOGA	12/17/11
33	vs. ETSU	3/18/10
33	ARKANSAS	1/23/10
32	TEXAS A&M	1/21/23
32	vs. West Virginia	3/27/10
28	vs. Mississippi State	3/11/21
28	vs. Arizona State	11/28/16
28	at Texas A&M	1/10/15
28	ALABAMA	3/4/14
28	vs. Vanderbilt	3/11/12
28	HARTFORD	12/29/09

FEWEST 3-POINT ATTEMPTS

3s.	Opp.	Date
5	vs. Wisconsin	4/4/15
5	vs. Wisconsin	4/5/14
5	at Tennessee	1/14/12
6	vs. Davidson	3/15/18
6	FLORIDA	3/7/15
6	VANDERBILT	1/20/15
7	FLORIDA	3/10/19
7	at Missouri	1/29/15
7	PROVIDENCE	11/30/14
7	vs. Louisville	3/31/12
7	at Indiana	12/10/11

HIGHEST 3-POINT PERCENTAGE

Pct.	Opp.	Date
.700	at Florida	3/1/16
.692	DREXEL	12/21/09
.667	vs. Alabama	3/10/18
.667	AUSTIN PEAY	12/19/09
.643	ALABAMA	2/19/22
.636	vs. Michigan	3/30/14
.625	MISSOURI	2/24/18
.625	BOSTON	11/30/10
.615	at Florida	3/7/20
.611	TENNESSEE	1/15/22

min. 10 attempts

LOWEST 3-POINT PERCENTAGE

Pct.	Opp.	Date
.000	RICHMOND	11/29/20
.000	vs. Davidson	3/15/18
.077	at Georgia	1/20/21
.077	vs. Alabama	3/12/10
.083	UTAH VALLEY	11/18/19
.083	TEXAS	12/5/14
.091	OLE MISS	2/15/20
.091	at South Carolina	1/16/18
.091	at Tennessee	2/27/10
.100	vs. Tennessee	3/12/22
.100	MISSISSIPPI STATE	2/4/20
.100	at Missouri	2/3/18
.100	TENNESSEE	1/31/12

min. 10 attempts

MOST REBOUNDS

Rebs.	Opp.	Date
59	vs. Arizona State	11/28/16
59	ARKANSAS	1/23/10
57	LOUISVILLE	12/31/11
56	ROBERT MORRIS	11/17/13
54	RICHMOND	11/29/20
54	EASTERN KENTUCKY	11/8/19
54	NIJT	11/14/15

FEWEST REBOUNDS

Rebs.	Opp.	Date
21	ALABAMA	1/31/15
21	at Tennessee	2/16/13
22	vs. Wisconsin	4/4/15
23	UTAH	12/15/18
24	GEORGIA	2/3/15
24	NORTH CAROLINA	12/13/14
24	TENNESSEE	1/18/14
25	TENNESSEE	1/15/22
25	FLORIDA	2/27/21
25	vs. Ohio State	12/21/19
25	vs. Baylor	12/6/13
25	at Robert Morris	3/19/13

MOST OFFENSIVE REBOUNDS

Rebs.	Opp.	Date
26	ARKANSAS	2/27/14
24	GRAND CANYON	11/14/14
24	vs. West Virginia	3/27/10
22	NIJT	11/14/15
22	at Auburn	2/2/14
22	ARKANSAS	1/23/10
21	vs. UCLA	12/17/22
21	RICHMOND	11/29/20
21	SOUTH CAROLINA	2/5/19
21	at West Virginia	1/27/18
21	VALPARAISO	12/7/16
21	COLUMBIA	12/10/14
21	at South Carolina	3/1/14
21	BAYLOR	12/1/12
21	at Indiana	12/12/09



TEAM GAME RECORDS CAL ERA

FEWEST OFFENSIVE REBOUNDS

Rebs.	Opp.	Date
1	vs. Alabama	3/10/18
3	at South Carolina	1/24/14
4	KANSAS	1/28/23
4	at Ole Miss	3/5/19
5	TENNESSEE	1/15/22
5	at Notre Dame	12/11/21
5	VANDERBILT	1/5/21
5	vs. Michigan State	11/5/19
5	GEORGIA	2/3/15
5	ALABAMA	1/31/15
5	MISSISSIPPI STATE	2/15/11
5	GEORGIA	1/29/11

MOST DEFENSIVE REBOUNDS

Rebs.	Opp.	Date
42	EASTERN KENTUCKY	11/8/19
39	vs. Arizona State	11/28/16
39	ROBERT MORRIS	11/17/13
39	EASTERN MICHIGAN	1/2/13
38	TROY	11/20/17
38	vs. Hampton	3/19/15
38	EASTERN KENTUCKY	12/7/14
38	vs. Cleveland State	11/24/09

FEWEST DEFENSIVE REBOUNDS

Rebs.	Opp.	Date
9	at Tennessee	2/16/13
13	NORTH CAROLINA	12/13/14
14	SOUTH CAROLINA	1/10/23
15	vs. Baylor	12/6/13
15	at Alabama	1/18/11
16	at Auburn	1/22/22
16	FLORIDA	2/27/21
16	at Florida	3/7/20
16	TENNESSEE	3/3/20
16	vs. Ohio State	12/21/19
16	UTAH	12/15/18
16	vs. Wisconsin	4/4/15
16	ALABAMA	1/31/15
16	TEXAS A&M	1/12/13
16	at Auburn	1/11/12
16	vs. UConn	11/24/10

HIGHEST REBOUND MARGIN

Mg.	Opp.	Date
+36	OHIO	11/19/21
+31	NIJT	11/14/15
+30	NORTH DAKOTA	11/14/18
+30	GRAND CANYON	11/14/14
+29	EASTERN KENTUCKY	11/8/19
+29	SOUTHERN ILLINOIS	11/9/18
+28	NKU	11/10/13
+27	vs. Abilene Christian	3/21/19
+27	vs. Little Rock	1/3/12
+26	vs. Arizona State	11/28/16
+26	LOUISVILLE	12/31/11

LOWEST REBOUND MARGIN

Mg.	Opp.	Date
-25	at Florida	2/4/17
-18	at Tennessee	2/16/13
-16	vs. Mississippi State	3/11/21
-16	vs. Baylor	12/6/13
-16	vs. Maryland	11/9/12
-15	TENNESSEE	1/18/14
-14	at Ole Miss	3/2/21
-14	at Auburn	2/1/20
-14	at LSU	1/5/16
-13	VANDERBILT	1/5/21

MOST ASSISTS

Assts.	Opp.	Date
33	vs. Arizona State	11/28/16
30	HARTFORD	12/29/09
28	LIU BROOKLYN	11/23/12
28	vs. UNC Asheville	11/30/09
27	WESTERN KENTUCKY	12/22/21
25	S. CAROLINA STATE	11/17/22
25	at South Carolina	2/8/22
25	CLEVELAND STATE	11/23/16
25	AUBURN	2/21/15
25	vs. UCLA	12/20/14

FEWEST ASSISTS

Assts.	Opp.	Date
3	LSU	2/23/22
5	RICHMOND	11/29/20
5	LSU	2/22/14
5	at Arkansas	3/2/13
6	at Louisville	12/26/20
6	EVANSVILLE	11/12/19
6	vs. Kansas State	3/22/18
6	at Florida	3/3/18
6	vs. Vanderbilt	3/15/13
6	VANDERBILT	3/1/11

MOST TURNOVERS

TOs.	Opp.	Date
24	MOREHEAD STATE	11/13/09
23	SAM HOUSTON ST.	11/19/09
22	ETSU	11/17/17
21	vs. Georgia Tech	12/6/20
21	RICHMOND	11/29/20
21	LOUISVILLE	12/31/11
21	vs. Old Dominion	11/20/11
21	NORTH CAROLINA	12/5/09

FEWEST TURNOVERS

TOs.	Opp.	Date
2	VANDERBILT	1/5/21
3	at Georgia	3/3/15
3	at South Carolina	2/4/12
4	ALABAMA	2/23/16
4	COLUMBIA	12/10/14
4	vs. Wisconsin	4/5/14
4	PORTLAND	11/26/11
5	FLORIDA	2/12/22
5	at Notre Dame	12/11/21
5	vs. Mississippi State	3/11/21
5	vs. Georgia	3/9/18
5	vs. Georgia	3/12/16
5	at Vanderbilt	2/27/16
5	ALABAMA	1/31/15

MOST BLOCKS

Blks.	Opp.	Date
18	ST. JOHN'S	12/1/11
15	vs. Stony Brook	3/17/16
14	at Georgia	3/3/10
13	LAMAR	11/24/19
13	vs. UCLA	12/20/14
13	at Ole Miss	1/29/13
13	ARKANSAS	1/17/12
13	vs. Kansas	11/15/11
13	MARIST	11/11/11

FEWEST BLOCKS

Blks.	Opp.	Date
0	at Gonzaga	11/20/22
0	FLORIDA	2/12/22
0	at Kansas	1/29/22
0	at Florida	3/7/20

MOST STEALS

Stls.	Opp.	Date
15	LAFAYETTE	11/16/12
13	NORTH FLORIDA	11/26/21
13	OLE MISS	1/2/16
13	vs. UConn	12/9/09
12	vs. Michigan State	11/15/22
12	at Alabama	2/5/22
12	vs. North Carolina	12/22/18
12	NORTH DAKOTA	11/14/18
12	STEPHEN F. AUSTIN	11/11/16
12	BOSTON	11/24/15
12	NORTH CAROLINA	12/13/14
12	PROVIDENCE	11/30/14
12	LIPSCOMB	12/15/12
12	PORTLAND	11/26/11
12	vs. Cornell	3/25/10
12	GEORGIA	1/9/10
12	vs. UNC Asheville	11/30/09

FEWEST STEALS

Stls.	Opp.	Date
0	at Auburn	2/1/20
0	vs. Baylor	12/6/13
1	at Georgia	2/11/23
1	ARKANSAS	2/9/21
1	vs. Duke	11/6/18
1	at West Virginia	1/27/18
1	vs. Michigan State	11/12/13
1	at Robert Morris	3/19/13
1	vs. West Virginia	3/19/11
1	FLORIDA	2/26/11

MOST PERSONAL FOULS

Fls.	Opp.	Date
33	at Kansas	1/30/16
32	at South Carolina	1/16/18
31	at Arkansas	1/14/14
31	at North Carolina	12/14/13
30	vs. North Carolina	12/19/20
29	at Auburn	2/1/20
29	at Missouri	2/3/18
29	at South Carolina	3/1/14

FEWEST PERSONAL FOULS

Fls.	Opp.	Date
5	HIGH POINT	12/31/21
7	DUQUESNE	11/11/22
7	ALABAMA	2/19/22
7	NORTH FLORIDA	11/22/21
7	HARTFORD	12/29/09
8	ROBERT MORRIS	11/12/21
8	MONTANA STATE	11/23/14
8	LAFAYETTE	11/16/12
8	vs. Florida	3/10/12
8	vs. Princeton	3/17/11
8	WINTHROP	12/22/10
8	DREXEL	12/21/09
8	vs. UNC Asheville	11/30/09

KENTUCKY'S 100-POINT GAMES

Points (Score)	Opponent	Date
115 (115-69)	Arizona State	11/28/16
111 (111-76)	UT MARTIN	11/25/16
110 (110-75)	AUBURN	2/21/15
108 (108-58)	MARIST	11/11/11
107 (107-79)	TENNESSEE	1/15/22
107 (107-73)	UIC	11/26/17
106 (106-63)	S. CAROLINA STATE	11/17/22
105 (105-76)	UT ARLINGTON	11/19/13
104 (104-75)	LIU BROOKLYN	11/23/12
104 (104-61)	HARTFORD	12/29/09
103 (103-100)	vs. North Carolina	12/17/16
102 (102-90)	vs. Indiana	3/23/12
102 (102-92)	RIDER	11/21/09
101 (101-70)	CLEVELAND STATE	11/23/16
101 (101-49)	LAFAYETTE	11/16/12
101 (101-70)	ARKANSAS	1/23/10
100 (100-60)	ROBERT MORRIS	11/12/21
100 (100-58)	TEXAS A&M	1/3/17
100 (100-71)	ETSU	3/18/10



GAME MARGINS IN CAL ERA

VICTORY MARGINS

Margin (Score)	Opponent	Date
+58 (86-28)	MONTANA STATE	11/13/14
+52 (101-49)	LAFAYETTE	11/16/12
+50 (108-58)	MARIST	11/11/11
+49 (86-37)	MISSOURI	1/13/15
+48 (92-44)	UT ARLINGTON	11/25/14
+48 (88-40)	RADFORD	11/23/11
+46 (90-44)	MONMOUTH	11/28/18
+46 (115-69)	vs. Arizona State	11/28/16
+44 (92-48)	HIGH POINT	12/31/21
+44 (88-44)	DREXEL	12/21/09

VICTORY MARGIN IN RUPP ARENA

Margin (Score)	Opponent	Date
+58 (86-28)	MONTANA STATE	11/13/14
+52 (101-49)	LAFAYETTE	11/16/12
+50 (108-58)	MARIST	11/11/11
+49 (86-37)	MISSOURI	1/13/15
+48 (92-44)	UT ARLINGTON	11/25/14
+48 (88-40)	RADFORD	11/23/11
+46 (90-44)	MONMOUTH	11/28/18
+44 (92-48)	HIGH POINT	12/31/21
+44 (88-44)	DREXEL	12/21/09
+43 (106-63)	SOUTH CAROLINA STATE	11/17/22
+43 (104-61)	HARTFORD	12/29/09

VICTORY MARGIN IN SEC PLAY

Margin (Score)	Opponent	Date
+49 (86-37)	MISSOURI	1/13/15
+42 (100-58)	TEXAS A&M	1/3/17
+38 (82-44)	LSU	1/15/11
+35 (87-52)	at Vanderbilt	1/29/19
+35 (110-75)	AUBURN	2/21/15
+34 (82-48)	GEORGIA	2/9/16
+34 (88-54)	MISSOURI	1/27/16
+34 (77-43)	SOUTH CAROLINA	2/14/15
+34 (86-52)	at South Carolina	2/4/12
+31 (90-59)	SOUTH CAROLINA	2/19/11
+31 (101-70)	ARKANSAS	1/23/10

VICTORY MARGIN ON THE ROAD

Margin (Score)	Opponent	Date
+35 (87-52)	at Vanderbilt	1/29/19
+34 (86-52)	at South Carolina	2/4/12
+31 (79-48)	at Portland	11/19/10
+27 (89-62)	at South Carolina	2/13/16
+26 (81-55)	at LSU	2/6/10
+24 (74-50)	at LSU	1/28/12
+23 (99-76)	at Ole Miss	12/29/16
+22 (70-48)	at Alabama	1/17/15
+22 (75-53)	at Auburn	1/19/13
+20 (69-49)	at Georgia	1/15/19

VICTORY MARGIN AT A NEUTRAL SITE

Margin (Score)	Opponent	Date
+46 (115-69)	vs. Arizona State	11/28/16
+39 (78-39)	vs. West Virginia	3/26/15
+39 (83-44)	vs. UCLA	12/20/14
+38 (85-47)	vs. Penn State	11/19/11
+35 (79-44)	vs. Abilene Christian	3/21/19
+32 (72-40)	vs. Kansas	11/18/14
+30 (90-60)	vs. Wake Forest	3/20/10
+29 (98-69)	vs. North Carolina	12/18/21
+29 (100-71)	vs. ETSU	3/18/10
+29 (74-45)	vs. Tennessee	3/13/10
+28 (85-57)	vs. Stony Brook	3/17/16

VICTORY MARGIN IN RUPP ARENA IN THE SEC

Margin (Score)	Opponent	Date
+49 (86-37)	MISSOURI	1/13/15
+42 (100-58)	TEXAS A&M	1/3/17
+38 (82-44)	LSU	1/15/11
+35 (110-75)	AUBURN	2/21/15
+34 (82-48)	GEORGIA	2/9/16
+34 (88-54)	MISSOURI	1/27/16
+34 (77-43)	SOUTH CAROLINA	2/14/15
+31 (90-59)	SOUTH CAROLINA	2/19/11
+31 (101-70)	ARKANSAS	1/23/10
+30 (85-55)	MISSISSIPPI STATE	2/27/13
+30 (79-49)	GEORGIA	3/1/12

VICTORY MARGIN ON THE ROAD IN THE SEC

Margin (Score)	Opponent	Date
+35 (87-52)	at Vanderbilt	1/29/19
+34 (86-52)	at South Carolina	2/4/12
+27 (89-62)	at South Carolina	2/13/16
+26 (81-55)	at LSU	2/6/10
+24 (74-50)	at LSU	1/28/12
+23 (99-76)	at Ole Miss	12/29/16
+22 (70-48)	at Alabama	1/17/15
+22 (75-53)	at Auburn	1/19/13
+20 (69-49)	at Georgia	1/15/19
+18 (76-58)	at Florida	1/9/21
+18 (74-56)	at Mississippi State	2/25/15
+18 (66-48)	at Tennessee	2/17/15

VICTORY MARGIN IN THE SEC TOURNAMENT

Margin (Score)	Opponent	Date
+29 (74-45)	vs. Tennessee	3/13/10
+26 (85-59)	vs. Alabama	3/11/16
+24 (91-67)	vs. Auburn	3/14/15
+23 (86-63)	vs. Alabama	3/10/18
+18 (73-55)	vs. Alabama	3/15/19
+18 (85-67)	vs. LSU	3/14/14
+17 (82-65)	vs. Arkansas	3/12/17
+16 (70-54)	vs. Florida	3/13/11
+15 (78-63)	vs. Arkansas	3/15/15
+15 (64-49)	vs. Florida	3/13/15

VICTORY MARGIN IN THE NCAA TOURNAMENT

Margin (Score)	Opponent	Date
+39 (78-39)	vs. West Virginia	3/26/15
+35 (79-44)	vs. Abilene Christian	3/21/19
+30 (90-60)	vs. Wake Forest	3/20/10
+29 (100-71)	vs. ETSU	3/18/10
+28 (85-57)	vs. Stony Brook	3/17/16
+23 (79-56)	vs. Hampton	3/19/15
+20 (95-75)	vs. Buffalo	3/17/18
+17 (62-45)	vs. Cornell	3/25/10
+16 (87-71)	vs. Iowa State	3/17/12
+15 (81-66)	vs. Western Kentucky	3/15/12
+13 (64-51)	vs. Cincinnati	3/21/15

LOSS MARGINS

Margin (Score)	Opponent	Date
-34 (118-84)	vs. Duke	11/6/18
-30 (85-55)	at Tennessee	2/16/13
-26 (78-52)	at Alabama	1/7/23
-22 (88-66)	at Florida	2/4/17
-20 (85-65)	ALABAMA	1/26/21
-19 (71-52)	at Tennessee	3/2/19
-19 (84-65)	at Florida	3/18/14
-18 (85-67)	at LSU	1/5/16
-17 (79-62)	vs. Georgia Tech	12/6/20
-17 (84-67)	vs. UConn	11/24/17
-17 (69-52)	at Florida	2/12/13

LOSS MARGINS IN RUPP ARENA

Margin (Score)	Opponent	Date
-20 (85-65)	ALABAMA	1/26/21
-15 (88-73)	ARKANSAS	2/7/23
-12 (76-64)	RICHMOND	11/29/20
-12 (83-71)	TEXAS A&M	1/12/13
-11 (82-71)	TENNESSEE	2/6/21
-10 (69-59)	FLORIDA	2/15/14
-9 (77-68)	KANSAS	1/28/23
-9 (64-55)	BAYLOR	12/1/13
-8 (81-73)	TENNESSEE	3/7/20
-6 (79-73)	KANSAS	1/28/17
-5 (97-92)	UCLA	12/3/16

LOSS MARGINS IN SEC PLAY

Margin (Score)	Opponent	Date
-30 (85-55)	at Tennessee	2/16/13
-26 (78-52)	at Alabama	1/7/23
-22 (88-66)	at Florida	2/4/17
-20 (85-65)	ALABAMA	1/26/21
-19 (71-52)	at Tennessee	3/2/19
-19 (84-65)	at Florida	3/18/14
-18 (85-67)	at LSU	1/5/16
-17 (69-52)	at Florida	2/12/13
-15 (88-73)	ARKANSAS	2/7/23

LOSS MARGINS ON THE ROAD

Margin (Score)	Opponent	Date
-30 (85-55)	at Tennessee	2/16/13
-26 (78-52)	at Alabama	1/7/23
-22 (88-66)	at Florida	2/4/17
-19 (71-52)	at Tennessee	3/2/19
-19 (84-65)	at Florida	3/18/14
-18 (85-67)	at LSU	1/5/16
-17 (69-52)	at Florida	2/12/13
-16 (88-72)	at Gonzaga	11/0/22
-14 (89-75)	at Missouri	12/28/22
-14 (64-50)	at Notre Dame	11/29/12
-13 (76-63)	at Tennessee	2/15/22
-13 (80-67)	at Florida	3/3/18
-13 (73-60)	at Arkansas	3/2/13

LOSS MARGINS AT NEUTRAL SITES

Margin (Score)	Opponent	Date
-34 (118-84)	vs. Duke	11/6/18
-17 (79-62)	vs. Georgia Tech	12/6/20
-17 (84-67)	vs. UConn	11/24/17
-16 (64-48)	vs. Vanderbilt	3/15/13
-12 (75-63)	vs. North Carolina	12/19/20
-10 (63-53)	vs. UCLA	12/17/22
-9 (86-77 2OT)	vs. Michigan State	11/15/22
-8 (79-71)	vs. Duke	11/9/21
-8 (83-75)	vs. UCLA	12/23/17

LOSS MARGINS ON THE ROAD IN THE SEC

Margin (Score)	Opponent	Date
-30 (85-55)	at Tennessee	2/16/13
-26 (78-52)	at Alabama	1/7/23
-22 (88-66)	at Florida	2/4/17
-19 (71-52)	at Tennessee	3/2/19
-19 (84-65)	at Florida	3/18/14
-18 (85-67)	at LSU	1/5/16
-17 (69-52)	at Florida	2/12/13
-14 (89-75)	at Missouri	12/28/22
-13 (76-63)	at Tennessee	2/15/22
-13 (80-67)	at Florida	3/3/18
-13 (73-60)	at Arkansas	3/2/13
-12 (74-62)	at Vanderbilt	2/27/16

LOSS MARGINS IN RUPP ARENA IN THE SEC

Margin (Score)	Opponent	Date
-20 (85-65)	ALABAMA	1/26/21
-15 (88-73)	ARKANSAS	2/7/23
-12 (83-71)	TEXAS A&M	1/12/13
-11 (82-71)	TENNESSEE	2/6/21
-10 (69-59)	FLORIDA	2/15/14
-8 (81-73)	TENNESSEE	3/7/20
-4 (71-67)	FLORIDA	2/27/21
-4 (71-67)	ARKANSAS	2/27/14
-3 (71-68)	SOUTH CAROLINA	1/10/23
-2 (73-71)	LSU	2/12/19
-2 (61-59)	TENNESSEE	2/6/18
-2 (66-64)	FLORIDA	1/20/18

LOSS MARGINS IN THE SEC TOURNAMENT

Margin (Score)	Opponent	Date
-16 (64-48)	vs. Vanderbilt	3/15/13
-7 (69-62)	vs. Tennessee	3/12/22
-7 (71-64)	vs. Vanderbilt	3/11/12
-4 (82-78)	vs. Tennessee	3/16/19
-1 (74-73)	vs. Mississippi State	3/11/21
-1 (61-60)	vs. Florida	3/16/14

LOSS MARGINS IN THE NCAA TOURNAMENT

Margin (Score)	Opponent	Date
-7 (71-64)	vs. Wisconsin	4/4/15
-7 (73-66)	vs. West Virginia	3/27/10
-6 (85-79)	vs. Saint Peter's	3/17/22
-6 (77-71)	vs. Auburn	3/31/19
-6 (73-67)	vs. Indiana	3/19/16
-6 (60-54)	vs. UConn	3/7/2014
-3 (61-58)	vs. Kansas State	3/22/18
-3 (65-62)	vs. North Carolina	3/26/17
-1 (56-55)	vs. UConn	4/2/11





JACOB TOPPIN

Senior | Forward | 6-9 | 205 | Brooklyn, N.Y. | Univ. of Rhode Island

2022-23 SEASON/CAREER HIGHS*

Points		
Season	24, LOUISVILLE (12/31/22)	
Career	24, LOUISVILLE (12/31/22)	
Rebounds		
Season	11, 3x, last at Florida (2/22/23)	
Career	11, 3x, last at Florida (2/22/23)	
Field Goals		
Season	10, LOUISVILLE (12/31/22)	
Career	10, LOUISVILLE (12/31/22)	
Field Goals Attempted		
Season	18, at Gonzaga (11/20/22)	
Career	18, at Gonzaga (11/20/22)	
3-Point Field Goals		
Season	2, 2x, last at Florida (2/22/23)	
Career	3, ALABAMA (11/15/19)	
3-Point Field Goals Attempted		
Season	4, 2x, last at Georgia (2/11/23)	
Career	4, 5x, last at Georgia (2/11/23)	
Free Throws		
Season	5, 2x, last vs. GEORGIA (1/17/23)	
Career	6, FLORIDA (2/27/21)	
Free Throws Attempted		
Season	8, 2x, last ARKANSAS (2/7/23)	
Career	8, 3x, last ARKANSAS (2/7/23)	
Assists		
Season	5, 2x, last at Georgia (2/11/23)	
Career	6, WESTERN KENTUCKY (12/22/21)	
Steals		
Season	2, 4x, last at Mississippi St. (2/15/23)	
Career	3, at Ole Miss (3/2/21)	
Blocked Shots		
Season	2, 3x, last at Vanderbilt (1/24/23)	
Career	4, SOUTHERN (12/7/21)	
Minutes Played		
Season	39, GEORGIA (1/17/23)	
Career	40, ALABAMA (2/19/22)	
MISCELLANEOUS		
	2022-23	CAREER*
Dunks	27	81
Double-Figure Scoring Games	19	35
Double-Figure Rebounding Games	6	6
Games With Double-Double	6	6
Games Led Team in Scoring	4	4
Games Led Team in Rebounding	4	6
Games Led Team in Assists	2	5
Games Led Team in Steals	4	7
Games Led Team in Blocks	4	13
Games With 3+ Assists	8	13
Games With 3+ Blocks	0	2
Games With 3+ Steals	0	1
Games With 3+ Three-Pointers	0	1
<i>*includes Rhode Island statistics</i>		

- Has tallied double-digit points in 13 of his last 15 games played, including 11 straight
- Is shooting 10 of 19 (52.6%) from 3-point range in SEC play
- Scored 19 points and added a career-high-tying 11 boards in win at Florida
- Recorded fifth double-double of the season with 17 points and 10 boards in win over Florida
- Scored 18 points and dished out four assists in 36 minutes at Ole Miss
- Totaled 14 points and four boards against No. 9 Kansas
- Produced a double-double with 12 points and 10 rebounds at Vanderbilt
- Scored 17 points in win over Texas A&M
- Logged a double-double with 11 points and a career-high-tying 11 rebounds, while also leading the team with four assists in the win over Georgia
- Went for five points, eight boards and a season-high five assists in win at No. 5 Tennessee
- Produced 21 points, three rebounds, a block and a steal in the win over LSU. Sank two clutch free-throws to seal the game for the Cats
- Poured in a career-high 24 points while grabbing seven boards in win over Louisville
 - Tabbed the Bluegrass Sports Commission MVP of the annual UK-Louisville game
- Tallied double-digit points in four straight games from Nov. 20-Dec. 4
- Scored a 20 points and added 10 rebounds in the win over North Florida
- Had 16 points at Gonzaga
- Notched first-career double-double with 15 points and a career-best 11 boards against Howard
- Averaged a team-high 15.5 points per game in its two fall exhibitions
- Averaged 16.8 points per game during the foreign tour in The Bahamas
 - Connected on 56.5% of field-goal attempts and 53.3% from long range
 - Made eight 3-pointers
 - Led the team with 27 points and five 3s against Carleton University

Game-By-Game Statistics

Opponent	Date	GS	Min	FG-A	Pct.	3FG-A	Pct.	FT-A	Pct.	Off-Def-Tot	PF	Ast	TO	Blk	Stl	Pts
HOWARD	11/7	*	32	5-12	.417	1-2	.500	4-7	.571	3-8-11	2	2	0	0	2	15
DUQUESNE	11/11	*	28	4-12	.333	0-1	.000	0-0	.000	1-7-8	2	3	2	1	2	8
vs. Michigan State	11/15	*	31	3-8	.375	1-3	.333	3-4	.750	1-3-4	4	0	1	1	0	10
S. CAROLINA STATE	11/17	*	20	4-8	.500	0-2	.000	0-1	.000	3-6-9	2	2	0	1	1	8
at Gonzaga	11/20	*	36	7-18	.389	0-4	.000	2-4	.500	1-2-3	2	1	2	0	0	16
NORTH FLORIDA	11/23	*	21	7-15	.467	1-2	.500	5-8	.625	4-6-10	2	1	1	0	0	20
BELLARMINE	11/29	*	31	4-9	.444	0-2	.000	4-4	1.000	2-3-5	0	2	0	0	0	12
vs. Michigan	12/4	*	25	6-12	.500	0-1	.000	2-3	.667	2-3-5	3	1	2	0	0	14
YALE	12/10	*	31	2-6	.333	0-1	.000	0-0	.000	2-3-5	1	4	1	0	0	4
vs. UCLA	12/17	*	24	2-10	.200	0-2	.000	1-2	.500	4-3-7	2	2	3	0	1	5
FLORIDA A&M	12/21		19	1-2	.500	0-0	.000	2-3	.667	2-3-5	0	1	0	1	0	4
at Missouri	12/28		13	0-2	.000	0-1	.000	0-0	.000	0-4-4	0	1	3	0	0	0
LOUISVILLE	12/31	*	35	10-15	.667	0-1	.000	4-6	.667	3-4-7	4	2	2	0	0	24
LSU	1/3	*	32	9-13	.692	1-1	1.000	2-2	1.000	1-2-3	1	3	1	1	1	21
at Alabama	1/7	*	25	1-10	.100	1-1	1.000	0-0	.000	3-3-6	3	0	0	2	0	3
SOUTH CAROLINA	1/10									DNP - Right shoulder injury						
at Tennessee	1/14	*	33	1-5	.200	0-0	.000	3-5	.600	2-6-8	1	5	3	0	0	5
GEORGIA	1/17	*	39	3-10	.300	0-0	.000	5-6	.833	2-9-11	2	4	0	2	1	11
TEXAS A&M	1/21	*	34	7-12	.583	1-2	.500	2-4	.500	3-1-4	2	3	1	1	2	17
at Vanderbilt	1/24	*	34	6-7	.857	0-0	.000	0-0	.000	1-9-10	1	2	1	2	0	12
KANSAS	1/28	*	32	6-11	.545	0-1	.000	2-4	.500	0-4-4	4	2	1	0	0	14
at Ole Miss	1/31	*	36	7-14	.500	0-2	.000	4-4	1.000	1-2-3	2	4	2	0	0	18
FLORIDA	2/4	*	35	8-16	.500	1-2	.500	0-1	.000	2-8-10	3	1	1	1	0	17
ARKANSAS	2/7	*	37	4-9	.444	0-1	.000	3-8	.375	2-6-8	3	2	2	0	0	11
at Georgia	2/11	*	37	5-15	.333	2-4	.500	0-0	.000	1-7-8	3	5	1	0	0	12
at Mississippi State	2/15	*	37	7-9	.778	1-1	1.000	1-2	.500	1-2-3	4	2	2	0	2	16
TENNESSEE	2/18	*	35	4-8	.500	1-1	1.000	2-4	.500	1-4-5	2	2	2	0	0	11
at Florida	2/22	*	35	7-10	.700	2-3	.667	3-4	.750	3-8-11	1	1	2	0	0	19

Career Statistics

Year	GP-GS	Min-Avg	FG-FGA	Pct	3FG-FGA	Pct	FT-FTA	Pct	Off-Def-Tot-Avg	PF-FO	Ast	TO	Blk	Stl	Pts	Avg
2019-20	30-3	560-18.7	55-129	.426	13-53	.245	29-45	.644	42-75-117-3.9	63-0	15	17	12	11	152	5.1
2020-21	24-2	412-17.2	44-99	.444	4-13	.308	32-41	.780	22-63-8-5-3.5	26-0	16	20	6	11	124	5.2
2021-22	29-4	516-17.8	70-126	.556	4-10	.400	35-47	.745	29-64-93-3.2	35-1	32	17	16	10	179	6.2
2022-23	27-25	824-30.5	130-278	.468	13-41	.317	54-86	.628	51-126-177-6.6	56-0	58	36	13	12	327	12.1
TOTAL	110-34	2311-21.0	299-632	.473	34-117	.291	150-219	.685	144-328-472-4.3	180-1	121	90	47	44	782	7.1



2022-23 SEASON/CAREER HIGHS*

Points		
Season	20, HOWARD (11/7/22)	
Career	23, at Minnesota (12/25/20)	
Rebounds		
Season	4, TEXAS A&M (1/21/23)	
Career	5, ORAL ROBERTS (11/15/19)	
Field Goals		
Season	6, 2x, last S. CAROLINA (1/10/23)	
Career	8, NORTH CAROLINA (12/8/20)	
Field Goals Attempted		
Season	12, TEXAS A&M (1/21/23)	
Career	12, 3x, last TEXAS A&M (1/21/23)	
3-Point Field Goals		
Season	4, 2x, last FLORIDA A&M (12/21/22)	
Career	5, 3x, last at Minnesota (12/25/20)	
3-Point Field Goals Attempted		
Season	10, TEXAS A&M (1/21/23)	
Career	10, TEXAS A&M (1/21/23)	
Free Throws		
Season	6, HOWARD (11/7/22)	
Career	6, 3x, last HOWARD (11/7/22)	
Free Throws Attempted		
Season	7, HOWARD (11/7/22)	
Career	8, vs. Cincinnati (12/21/19)	
Assists		
Season	5, at Vanderbilt (1/24/23)	
Career	6, SOUTHERN (11/27/20)	
Steals		
Season	4, SOUTH CAROLINA ST. (11/17/22)	
Career	4, SOUTH CAROLINA ST. (11/17/22)	
Blocked Shots		
Season	-	
Career	1, 9x, last vs. Grand Canyon (3/20/21)	
Minutes Played		
Season	37, at Tennessee (1/14/23)	
Career	39, at Minnesota (12/25/20)	
MISCELLANEOUS		
	2022-23	CAREER*
Dunks	0	0
Double-Figure		
Scoring Games	10	29
Double-Figure		
Rebounding Games	0	0
Games With		
Double-Double	0	0
Games Led Team		
in Scoring	1	5
Games Led Team		
in Rebounding	0	0
Games Led Team		
in Assists	1	6
Games Led Team		
in Steals	3	10
Games Led Team		
in Blocks	0	3
Games With		
3+ Assists	5	26
Games With		
3+ Blocks	0	0
Games With		
3+ Steals	1	1
Games With		
3+ Three-Pointers	6	18
<i>*includes Iowa statistics</i>		

- Missed the last four games because of a rib injury. He is considered day-to-day
- Scored 12 points while connecting on three 3-pointers in win over Florida
- Reached double-figure scoring for the fourth time in five games with 10 points at Vanderbilt. He also added a season-high five assists
- Scored 12 points in win over Texas A&M
- Poured in 13 points in a season-high 37 minutes in win at No. 5 Tennessee
- After missing the previous three games with a right hand injury, returned against South Carolina and scored 14 points, including sinking two 3s
- Sunk four 3-pointers and added a pair of assists in the win over Florida A&M
- Had a career-high four steals to go with a team-best 17 points against South Carolina State
- Went for 20 points, three rebounds and three assists against Howard
- Averaged 14.5 points on 63.6% shooting from long range in UK's two fall exhibitions
 - Made at least three 3s in both games
- Missed the 2021-22 season due to a hamstring injury
- Prior to the injury, was entering the season as the nation's leading returning in career 3-point field-goal percentage (46.6%) with a minimum of 150 attempts
- Logged 37 minutes in three games during the foreign tour in The Bahamas
 - Averaged 4.0 points per game on 50% shooting and also contributed 2.0 assists per game

Game-By-Game Statistics

Opponent	Date	GS	Min	FG-A	Pct.	3FG-A	Pct.	FT-A	Pct.	Off-Def-Tot	PF	Ast	TO	Blk	Stl	Pts
HOWARD	11/7	*	30	6-9	.667	2-5	.400	6-7	.857	0-3-3	0	3	0	0	1	20
DUQUESNE	11/11	*	30	5-9	.556	4-7	.571	0-0	.000	0-2-2	0	3	1	0	0	14
vs. Michigan State	11/15	*	32	2-7	.286	1-6	.167	0-0	.000	0-0-0	4	0	0	0	0	5
S. CAROLINA STATE	11/17	*	20	5-11	.455	3-7	.429	4-4	1.000	1-1-2	1	3	1	0	4	17
at Gonzaga	11/20	*	36	1-9	.111	1-6	.167	0-0	.000	2-0-2	1	3	2	0	1	3
NORTH FLORIDA	11/23		11	1-2	.500	0-1	.000	0-0	.000	0-0-0	1	2	0	0	0	2
BELLARMINE	11/29		19	3-7	.429	3-7	.429	2-2	1.000	0-0-0	0	0	0	0	0	11
vs. Michigan	12/4		16	1-3	.333	1-3	.333	0-1	.000	0-0-0	1	1	0	0	0	3
YALE	12/10		9	0-2	.000	0-0	.000	0-0	.000	0-0-0	3	1	0	0	1	0
vs. UCLA	12/17		6	0-0	.000	0-0	.000	0-0	.000	0-0-0	0	0	0	0	0	0
FLORIDA A&M	12/21		25	4-7	.571	4-6	.667	0-0	.000	0-0-0	1	2	0	0	0	12
at Missouri	12/28		4	0-1	.000	0-1	.000	0-0	.000	0-0-0	1	0	0	0	0	0
LOUISVILLE	12/31															
LSU	1/3															
at Alabama	1/7															
SOUTH CAROLINA	1/10		30	6-9	.667	2-4	.500	0-0	.000	0-0-0	0	1	0	0	0	14
at Tennessee	1/14	*	37	4-11	.364	3-9	.333	2-2	1.000	0-2-2	1	1	2	0	0	13
GEORGIA	1/17	*	36	1-8	.125	1-5	.200	0-0	.000	0-1-1	3	2	0	0	0	3
TEXAS A&M	1/21	*	35	3-12	.250	2-10	.200	4-4	1.000	2-2-4	0	2	1	0	2	12
at Vanderbilt	1/24	*	28	4-8	.500	2-5	.400	0-0	.000	1-1-2	1	5	1	0	1	10
KANSAS	1/28	*	29	1-8	.125	0-5	.000	0-0	.000	0-0-0	0	2	2	0	1	2
at Ole Miss	1/31	*	20	0-2	.000	0-1	.000	0-0	.000	0-0-0	3	1	0	0	0	0
FLORIDA	2/4	*	35	4-10	.400	3-6	.500	1-1	1.000	0-1-1	1	1	2	0	0	12
ARKANSAS	2/7	*	21	0-4	.000	0-2	.000	0-0	.000	0-0-0	1	1	0	0	0	0
at Georgia	2/11															
at Mississippi State	2/15															
TENNESSEE	2/18															
at Florida	2/22															

Career Statistics

Year	GP-GS	Min-Avg	FG-FGA	Pct	3FG-FGA	Pct	FT-FTA	Pct	Off-Def-Tot-Avg	PF-FO	Ast	TO	Blk	Stl	Pts	Avg
2019-20	25-25	715-29.8	87-180	.483	47-102	.461	35-44	.795	16-32-48-1.9	43-0	69	32	5	17	256	10.2
2020-21	27-27	666-24.7	72-152	.474	36-76	.474	23-34	.676	5-24-29-1.1	25-0	52	10	4	10	203	7.5
2022-23	21-13	510-24.3	51-139	.367	32-96	.333	19-21	.905	6-13-19-0.9	23-0	34	12	0	11	153	7.3
TOTAL	73-65	1892-25.9	210-471	.446	115-274	.420	77-99	.778	27-69-96-1.3	91-0	155	54	9	38	612	8.4



SAHVIR WHEELER 2

Senior | Guard | 5-9 | 180 | Houston | Univ. of Georgia

2022-23 SEASON/CAREER HIGHS

Points		
Season	16, vs. Michigan State (11/15/22)	
Career	27, at Florida (2/20/21)	
Rebounds		
Season	6, 2x, last LSU (1/3/23)	
Career	11, LSU (2/23/21)	
Field Goals		
Season	7, at Alabama (1/7/23)	
Career	12, vs. North Carolina (12/18/21)	
Field Goals Attempted		
Season	16, 2x, last at Alabama (1/7/23)	
Career	18, 2x, last AUBURN (1/13/21)	
3-Point Field Goals		
Season	3, LSU (1/3/23)	
Career	3, 3x, last LSU (1/3/23)	
3-Point Field Goals Attempted		
Season	6, vs. Michigan State (11/15/22)	
Career	8, at LSU (1/6/21)	
Free Throws		
Season	4, SOUTH CAROLINA ST. (11/17/22)	
Career	8, at Florida (2/20/21)	
Free Throws Attempted		
Season	6, vs. Michigan (12/4/22)	
Career	11, OLE MISS (1/30/21)	
Assists		
Season	11, DUQUESNE (11/11/22)	
Career	14, NORTH FLORIDA (11/26/21)	
Steals		
Season	2, 6x, last FLORIDA (2/4/23)	
Career	5, at Florida (2/20/21)	
Blocked Shots		
Season	1, 2x, last vs. Mich. St. (11/15/22)	
Career	1, 5x, last vs. Mich. St. (11/15/22)	
Minutes Played		
Season	40, 2x, last S. CAROLINA (1/10/23)	
Career	42, ALABAMA (2/8/20)	
MISCELLANEOUS		
	2022-23	CAREER*
Dunks	0	0
Double-Figure		
Scoring Games	9	58
Double-Figure		
Rebounding Games	0	1
Games With		
Double-Double	1	11
Games Led Team		
in Scoring	0	10
Games Led Team		
in Rebounding	0	2
Games Led Team		
in Assists	15	88
Games Led Team		
in Steals	7	29
Games Led Team		
in Blocks	0	2
Games With		
3+ Assists	18	95
Games With		
3+ Blocks	0	0
Games With		
3+ Steals	0	12
Games With		
3+ Three-Pointers	1	3
<i>*includes Georgia statistics</i>		

- Missed the last five games because of a right ankle injury. He's considered day-to-day
- Leads the SEC and is 20th nationally with 5.6 assists per game
- With 656 career assists playing in the SEC, he ranks fifth all-time in the history books of the league. He needs nine more to move into fourth place
- Started and fought off an ankle injury to dish out nine assists and contribute four boards in the win at Ole Miss
- Was a spark for the Cats off the bench at Vanderbilt. Dished out a game-high-tying five assists, scored four points and added a steal
- Scored in double-digits nine games
- Posted 12 points, a game-high eight assists and made two 3s in the loss at Missouri
- Topped 1,000 career points with 11 in the win over Michigan in London
- Posted 16 points, eight assists and two steals against Michigan State
- After missing the Howard game with a right-leg injury, came off the bench to register a double-double with 11 points and a game-high 11 assists
- 2022 Bob Cousy Award finalist
 - All-SEC Second Team selection (coaches) in 2022
- Led the SEC in assists per game with 6.9 per game, also ranked in the top 10 nationally
 - Has led the league in assists per game in each of the last two seasons
- Averaged 14.5 points and 6.0 assists per game in four outings in The Bahamas

Game-By-Game Statistics

Opponent	Date	GS	Min	FG-A	Pct.	3FG-A	Pct.	FT-A	Pct.	Off-Def-Tot	PF	Ast	TO	Blk	Stl	Pts
HOWARD	11/7			DNP - Right leg injury												
DUQUESNE	11/11		28	4-7	.571	1-2	.500	2-2	1.000	1-5-6	1	11	2	1	2	11
vs. Michigan State	11/15		40	6-16	.375	2-6	.333	2-4	.500	0-0-0	1	8	3	1	2	16
S. CAROLINA STATE	11/17	*	26	1-3	.333	0-1	.000	4-4	1.000	0-3-3	1	10	0	0	1	6
at Gonzaga	11/20	*	17	2-6	.333	1-4	.250	2-3	.667	0-1-1	4	4	1	0	0	7
NORTH FLORIDA	11/23	*	23	2-5	.400	1-1	1.000	0-0	.000	0-1-1	3	5	1	0	0	5
BELLARMINE	11/29	*	35	2-6	.333	1-4	.250	1-2	.500	0-4-4	0	6	4	0	1	6
vs. Michigan	12/4	*	37	4-10	.400	1-2	.500	2-6	.333	0-3-3	0	7	3	0	1	11
YALE	12/10	*	34	5-14	.357	0-2	.000	0-1	.000	0-4-4	1	1	1	0	2	10
vs. UCLA	12/17	*	36	5-7	.714	1-1	1.000	0-0	.000	1-2-3	3	6	6	0	1	11
FLORIDA A&M	12/21	*	20	2-6	.333	1-2	.500	0-0	.000	0-2-2	1	5	1	0	0	5
at Missouri	12/28	*	38	5-12	.417	2-3	.667	0-0	.000	0-0-0	5	8	2	0	0	12
LOUISVILLE	12/31	*	39	2-6	.333	1-3	.333	2-2	1.000	1-0-1	3	9	4	0	2	7
LSU	1/3	*	37	4-10	.400	3-5	.600	0-1	.000	0-6-6	2	9	2	0	0	11
at Alabama	1/7	*	35	7-16	.438	0-2	.000	1-2	.500	1-1-2	4	3	1	0	1	15
SOUTH CAROLINA	1/10	*	40	5-11	.455	0-1	.000	0-3	.000	0-3-3	2	3	2	0	2	10
at Tennessee				DNP - Left shoulder injury												
GEORGIA	1/17		11	0-1	.000	0-0	.000	0-0	.000	0-1-1	1	3	2	0	1	0
TEXAS A&M	1/21		8	0-0	.000	0-0	.000	0-0	.000	0-0-0	1	2	1	0	0	0
at Vanderbilt	1/24		23	2-5	.400	0-1	.000	0-0	.000	0-1-1	3	5	2	0	1	4
KANSAS	1/28		15	1-2	.500	0-0	.000	0-0	.000	0-1-1	1	0	0	0	0	2
at Ole Miss	1/31	*	34	2-8	.250	0-0	.000	0-0	.000	0-4-4	1	9	1	0	0	4
FLORIDA	2/4		25	4-5	.800	0-1	.000	0-0	.000	1-1-2	1	3	0	0	2	8
ARKANSAS	2/7			DNP - Right ankle injury												
at Georgia	2/11			DNP - Right ankle injury												
at Mississippi State	2/15			DNP - Right ankle injury												
TENNESSEE	2/18			DNP - Right ankle injury												
at Florida	2/22			DNP - Right ankle injury												

Career Statistics

Year	GP-GS	Min-Avg	FG-FGA	Pct	3FG-FGA	Pct	FT-FTA	Pct	Off-Def-Tot-Avg	PF-FO	Ast	TO	Blk	Stl	Pts	Avg
2019-20	31-17	848-27.4	103-218	.472	16-50	.320	58-83	.699	17-59-76-2.5	85-1	139	91	0	26	280	9.0
2020-21	26-26	903-34.7	135-338	.399	18-80	.225	76-103	.738	18-82-100-3.8	70-3	193	115	1	44	364	14.0
2021-22	30-29	934-31.1	120-272	.441	16-52	.308	46-59	.780	18-59-77-2.6	71-0	207	91	2	33	302	10.1
2022-23	21-14	600-28.6	65-156	.417	15-41	.366	16-30	.533	5-43-48-2.3	39-1	117	39	2	19	161	7.7
TOTAL	108-86	3286-30.4	423-984	.430	65-223	.291	196-275	.713	58-243-301-2.8	265-5	656	336	5	122	1107	10.3



ADOU THIERO 3

Freshman | Guard | 6-6 | 200 | Leetsdale, Pa. | Quaker Valley HS

2022-23 SEASON/CAREER HIGHS*

Points			
Season	6, S. CAROLINA STATE (11/17/22)		
Career	6, S. CAROLINA STATE (11/17/22)		
Rebounds			
Season	5, 2x, last at Alabama (1/7/23)		
Career	5, 2x, last at Alabama (1/7/23)		
Field Goals			
Season	2, S. CAROLINA STATE (11/17/22)		
Career	2, S. CAROLINA STATE (11/17/22)		
Field Goals Attempted			
Season	3, 2x, last at Tennessee (13/14/23)		
Career	3, 2x, last at Tennessee (13/14/23)		
3-Point Field Goals			
Season	1, 2x, last at Missouri (12/28/22)		
Career	1, 2x, last at Missouri (12/28/22)		
3-Point Field Goals Attempted			
Season	2, NORTH FLORIDA (11/23/22)		
Career	2, NORTH FLORIDA (11/23/22)		
Free Throws			
Season	4, 2x, last at Tennessee (13/14/23)		
Career	4, 2x, last at Tennessee (13/14/23)		
Free Throws Attempted			
Season	6, HOWARD (11/7/22)		
Career	6, HOWARD (11/7/22)		
Assists			
Season	1, 6x, last at Georgia (2/11/23)		
Career	1, 6x, last at Georgia (2/11/23)		
Steals			
Season	2, at Tennessee (1/14/23)		
Career	2, at Tennessee (1/14/23)		
Blocked Shots			
Season	2, NORTH FLORIDA (11/23/22)		
Career	2, NORTH FLORIDA (11/23/22)		
Minutes Played			
Season	18, at Alabama (1/7/23)		
Career	18, at Alabama (1/7/23)		
MISCELLANEOUS			
	2022-23	CAREER*	
Dunks	1	1	
Double-Figure			
Scoring Games	0	0	
Double-Figure			
Rebounding Games	0	0	
Games With			
Double-Double	0	0	
Games Led UK			
in Scoring	0	0	
Games Led UK			
in Rebounding	0	0	
Games Led UK			
in Assists	0	0	
Games Led UK			
in Steals	3	3	
Games Led UK			
in Blocks	3	3	
Games With			
3+ Assists	0	0	
Games With			
3+ Blocks	0	0	
Games With			
3+ Steals	0	0	
Games With			
3+ Three-Pointers	0	0	

- Had four points, four rebounds and a blocked shot in the win at Mississippi State
- Tallied two points and had a block in six important minutes at Ole Miss
- Scored four points and had a pair of steals in 13 minutes in the win at No. 5 Tennessee
- Went for five boards, an assist, a block and a steal in a career-high 18 minutes at Alabama
- Chipped in with five points and three boards at Missouri
- Had five points and a pair of blocks against North Florida
- Logged six points, four boards and an assist in win over South Carolina State
- Totaled four points and five rebounds against Howard in collegiate debut
- Notched 21 points, 12 rebounds, six assists and three steals in the Blue-White Game
- Scored 6.3 points and added 3.0 rebounds in 14.3 minutes per game in four appearances in The Bahamas
- Averaged 23.3 points, 10.3 rebounds, 5.9 assists, 3.9 steals and 2.3 blocks per game and directed Quaker Valley to a 27-1 record and a 14-0 mark in league play as a senior in high school
- Finished his career with 1,624 career points which ranked as the third most in team history
- Had a 44-point performance against Hopewell which snapped the school's single-game scoring record

Game-By-Game Statistics

Opponent	Date	GS	Min	FG-A	Pct.	3FG-A	Pct.	FT-A	Pct.	Off-Def-Tot	PF	Ast	TO	Blk	Stl	Pts
HOWARD	11/7		14	0-1	.000	0-0	.000	4-6	.667	1-4-5	0	1	1	0	0	4
DUQUESNE	11/11			DNP - Coach's decision												
vs. Michigan State	11/15			DNP - Coach's decision												
S. CAROLINA STATE	11/17		9	2-3	.667	0-0	.000	2-3	.667	1-3-4	3	1	2	0	0	6
at Gonzaga	11/20			DNP - Coach's decision												
NORTH FLORIDA	11/23		12	1-2	.500	1-2	.500	2-2	1.000	0-1-1	2	0	0	2	0	5
BELLARMINE	11/29			DNP - Coach's decision												
vs. Michigan	12/4			DNP - Coach's decision												
YALE	12/10			DNP - Coach's decision												
vs. UCLA	12/17			DNP - Coach's decision												
FLORIDA A&M	12/21		3	0-1	.000	0-1	.000	0-0	.000	1-0-1	0	0	0	0	1	0
at Missouri	12/28		17	1-1	1.000	1-1	1.000	2-3	.667	2-1-3	2	1	0	0	1	5
LOUISVILLE	12/31		7	0-0	.000	0-0	.000	0-0	.000	0-0-0	0	0	0	0	0	0
LSU	1/3			DNP - Coach's decision												
at Alabama	1/7		18	0-2	.000	0-1	.000	0-0	.000	1-4-5	2	1	1	1	1	0
SOUTH CAROLINA	1/10			DNP - Coach's decision												
at Tennessee	1/14		13	0-3	.000	0-0	.000	4-4	1.000	0-0-0	3	0	2	0	2	4
GEORGIA	1/17		3	0-0	.000	0-0	.000	0-0	.000	0-0-0	2	0	0	0	1	0
TEXAS A&M	1/21			DNP - Coach's decision												
at Vanderbilt	1/24			DNP - Coach's decision												
KANSAS	1/28			DNP - Coach's decision												
at Ole Miss	1/31		6	0-0	.000	0-0	.000	2-4	.500	0-1-1	0	1	0	1	0	2
FLORIDA	2/4			DNP - Coach's decision												
ARKANSAS	2/7			DNP - Coach's decision												
at Georgia	2/11		16	0-2	.000	0-1	.000	2-3	.667	2-1-3	2	1	2	0	1	2
at Mississippi State	2/15		8	1-1	1.000	0-0	.000	2-2	1.000	2-2-4	2	0	0	1	0	4
TENNESSEE	2/18		14	0-1	.000	0-0	.000	0-0	.000	0-1-1	3	0	0	1	0	0
at Florida	2/22		5	1-1	1.000	0-0	.000	0-0	.000	1-0-1	0	0	0	0	0	2

Career Statistics

Year	GP-GS	Min-Avg	FG-FGA	Pct	3FG-FGA	Pct	FT-FTA	Pct	Off-Def-Tot-Avg	PF-FO	Ast	TO	Blk	Stl	Pts	Avg
2022-23	14-0	145-10.3	6-18	.333	2-6	.333	20-27	.741	11-18-29-2.1	21-0	6	8	6	7	34	2.4
TOTAL	14-0	145-10.3	6-18	.333	2-6	.333	20-27	.741	11-18-29-2.1	21-0	6	8	6	7	34	2.4



DAIMION COLLINS 4

Sophomore | Forward | 6-9 | 210 | Atlanta, Texas | Atlanta HS

2022-23 SEASON/CAREER HIGHS

Points		
Season	7, ARKANSAS (2/7/23)	
Career	14, ROBERT MORRIS (11/12/21)	
Rebounds		
Season	7, S. CAROLINA ST. (11/17/22)	
Career	8, HIGH POINT (12/31/21)	
Field Goals		
Season	3, ARKANSAS (2/7/23)	
Career	7, ROBERT MORRIS (11/12/21)	
Field Goals Attempted		
Season	7, NORTH FLORIDA (11/23/22)	
Career	10, NORTH FLORIDA (11/26/21)	
3-Point Field Goals		
Season	-	
Career	-	
3-Point Field Goals Attempted		
Season	1, 2x, last vs. Michigan (12/4/22)	
Career	2, NORTH FLORIDA (11/26/21)	
Free Throws		
Season	3, FLORIDA (2/4/23)	
Career	6, at Alabama (2/5/22)	
Free Throws Attempted		
Season	4, 2x, last FLORIDA (2/4/23)	
Career	6, at Alabama (2/5/22)	
Assists		
Season	1, 3x, last TENNESSEE (2/18/23)	
Career	3, ROBERT MORRIS (11/12/21)	
Steals		
Season	1, 5x, last FLORIDA (2/4/23)	
Career	1, 10x, last FLORIDA (2/4/23)	
Blocked Shots		
Season	3, SOUTH CAROLINA (1/10/23)	
Career	4, ROBERT MORRIS (11/12/21)	
Minutes Played		
Season	22, SOUTH CAROLINA (1/10/23)	
Career	25, NORTH FLORIDA (11/26/21)	
MISCELLANEOUS		
	2022-23	CAREER
Dunks	8	30
Double-Figure Scoring Games	0	3
Double-Figure Rebounding Games	0	0
Games With Double-Double	0	0
Games Led UK in Scoring	0	0
Games Led UK in Rebounding	0	1
Games Led UK in Assists	0	0
Games Led UK in Steals	1	1
Games Led UK in Blocks	2	9
Games With 3+ Assists	0	1
Games With 3+ Blocks	1	4
Games With 3+ Steals	0	0
Games With 3+ Three-Pointers	0	0

- Had a season-high seven points against Arkansas at home
- Hit a pair of clutch free throws late to seal the victory over Florida
- Tallied four points in two minutes to help provide a spark in the first half at Ole Miss
- Missed the game at Tennessee with a left foot injury
- Scored two points, added four rebounds and a game-high three blocks in a season-high 22 minutes vs. South Carolina
- Had four points, two boards, a block and a steal in 14 minutes at Alabama
- Scored six points and added seven rebounds in the win over South Carolina State
- Made his first appearance of the season against Michigan State after missing the Howard and Duquesne games due to personal reasons
- Had 10 points, eight boards and a pair of blocks in the Blue-White Game
- Averaged 10.0 points per game on 60.7% shooting and added 5.3 rebounds in four games in The Bahamas
- Owns a 46.5-inch vertical set at the 2022 Pro Day
- Had three double-figure scoring efforts as a freshman, including a career-high 14 against Robert Morris

Game-By-Game Statistics

Opponent	Date	GS	Min	FG-A	Pct.	3FG-A	Pct.	FT-A	Pct.	Off-Def-Tot	PF	Ast	TO	Blk	Stl	Pts
HOWARD	11/7			DNP - Personal reasons												
DUQUESNE	11/11			DNP - Personal reasons												
vs. Michigan State	11/15		18	0-1	.000	0-0	.000	2-4	.500	0-1-1	2	0	1	0	1	2
S. CAROLINA STATE	11/17		18	2-4	.500	0-0	.000	2-2	1.000	1-6-7	1	0	3	2	0	6
at Gonzaga	11/20		4	0-0	.000	0-0	.000	0-0	.000	0-0-0	1	0	1	0	1	0
NORTH FLORIDA	11/23		17	2-7	.286	0-1	.000	0-0	.000	1-4-5	4	1	1	2	0	4
BELLARMINE	11/29		9	0-1	.000	0-0	.000	0-0	.000	2-1-3	2	0	3	0	0	0
vs. Michigan	12/4		13	0-2	.000	0-1	.000	1-2	.500	0-5-5	0	0	1	0	0	1
YALE	12/10		6	0-1	.000	0-1	.000	0-0	.000	1-1-2	2	0	2	0	0	0
vs. UCLA	12/17			DNP - Coach's decision												
FLORIDA A&M	12/21		5	0-0	.000	0-0	.000	0-0	.000	0-1-1	1	0	0	0	0	0
at Missouri	12/28			DNP - Coach's decision												
LOUISVILLE	12/31		3	1-2	.500	0-0	.000	0-0	.000	0-0-0	0	0	0	0	0	2
LSU	1/3		8	1-3	.333	0-0	.000	0-0	.000	1-0-1	2	0	0	1	0	2
at Alabama	1/7		14	2-3	.667	0-0	.000	0-0	.000	1-1-2	1	0	1	1	1	4
SOUTH CAROLINA	1/10	*	22	1-4	.250	0-0	.000	0-1	.000	2-2-4	1	1	1	3	1	2
at Tennessee	1/14			DNP - Left foot injury												
GEORGIA	1/17			DNP - Coach's decision												
TEXAS A&M	1/21			DNP - Coach's decision												
at Vanderbilt	1/24			DNP - Coach's decision												
KANSAS	1/28			DNP - Coach's decision												
at Ole Miss	1/31		2	1-1	1.000	0-0	.000	2-3	.667	1-0-1	0	0	0	0	0	4
FLORIDA	2/4		5	0-0	.000	0-0	.000	3-4	.750	0-1-1	0	0	0	0	1	3
ARKANSAS	2/7		8	3-4	.750	0-0	.000	1-2	.500	2-0-2	2	0	1	0	0	7
at Georgia	2/11		8	0-0	.000	0-0	.000	0-0	.000	0-0-0	4	0	1	0	0	0
at Mississippi State	2/15		6	1-1	1.000	0-0	.000	0-1	.000	0-2-2	2	0	0	0	0	2
TENNESSEE	2/18		3	0-0	.000	0-0	.000	2-2	1.000	0-2-2	1	1	0	0	0	2
at Florida	2/22		2	0-2	.000	0-0	.000	0-0	.000	1-0-1	0	0	0	0	0	0

Career Statistics

Year	GP-GS	Min-Avg	FG-FGA	Pct	3FG-FGA	Pct	FT-FTA	Pct	Off-Def-Tot-Avg	PF-FO	Ast	TO	Blk	Stl	Pts	Avg
2021-22	27-1	198-7.3	30-52	.577	0-3	.000	18-21	.857	18-37-55-2.0	33-0	4	16	20	6	78	2.9
2022-23	19-1	173-9.1	14-36	.389	0-3	.000	13-21	.619	13-27-40-2.1	26-0	3	16	9	5	41	2.2
TOTAL	46-2	371-8.1	44-88	.500	0-6	.000	31-42	.738	31-64-95-2.1	59-0	7	32	29	11	119	2.6



ANTONIO REEVES 12

Senior | Guard | 6-5 | 205 | Chicago | Illinois State Univ.

2022-23 SEASON/CAREER HIGHS*

Points		
Season	27, at Ole Miss (1/31/23)	
Career	34, VALPARAISO (2/9/22)	
Rebounds		
Season	6, 2x, last at Georgia (2/11/23)	
Career	10, UTSA (12/21/21)	
Field Goals		
Season	8, 4x, last at Georgia (2/11/23)	
Career	13, VALPARAISO (2/9/22)	
Field Goals Attempted		
Season	21, at Georgia (2/11/23)	
Career	24, at Valparaiso (1/2/22)	
3-Point Field Goals		
Season	6, 2x, last at Ole Miss (1/31/23)	
Career	6, 3x, last at Ole Miss (1/31/23)	
3-Point Field Goals Attempted		
Season	12, HOWARD (11/7/22)	
Career	12, HOWARD (11/7/22)	
Free Throws		
Season	8, at Tennessee (1/14/23)	
Career	9, DRAKE (1/26/22)	
Free Throws Attempted		
Season	8, at Tennessee (1/14/23)	
Career	9, 3x, last vs. DRAKE (1/26/22)	
Assists		
Season	4, at Florida (2/22/23)	
Career	5, 2x, last vs. SOUTHERN ILLINOIS (2/5/22)	
Steals		
Season	2, at Ole Miss (1/31/23)	
Career	3, 5x, last vs. LOYOLA CHICAGO (2/21/22)	
Blocked Shots		
Season	1, 6x, last at Florida (2/22/23)	
Career	3, 2x, last vs. UNI (3/4/22)	
Minutes Played		
Season	40, at Georgia (2/11/23)	
Career	46, at Eastern Michigan (11/12/21)	
MISCELLANEOUS		
	2022-23	CAREER
Dunks	2	17
Double-Figure Scoring Games	21	81
Double-Figure Rebounding Games	0	1
Games With Double-Double	0	1
Games Led Team in Scoring	10	44
Games Led Team in Rebounding	0	6
Games Led Team in Assists	0	8
Games Led Team in Steals	0	22
Games Led Team in Blocks	1	6
Games With 3+ Assists	3	17
Games With 3+ Blocks	0	1
Games With 3+ Steals	0	5
Games With 3+ Three-Pointers	12	33
<i>*includes Illinois State statistics</i>		

- Tallied double-digit points in 21 games, including 12 of the last 14
- Has four 20-plus-point performances off of the bench, the most in John Calipari's tenure
- Scored 16 points and added a season-high four assists in the win at Florida
- Went for 20 points and a season-high-tying six boards while playing all 40 minutes at Georgia
- Put together his best performance of the season with 27 points, six 3-pointers and a season-high two steals in the win at Ole Miss
- Scored 10 points and dished out a season-high-tying three assists against No. 9 Kansas
- Poured in a game-high 23 points, including five 3-pointers, in win against Texas A&M
- Scored a team-high 18 points, connecting on all eight free throws in win at No. 5 Tennessee
- Scored a game-high 20 points while pulling down four boards at Alabama
- Had 11 points, including three first-half 3-pointers in the win over Michigan
- Led the team with 18 points in the win against Bellarmine
- Scored a team-high-tying 20 points and added a season-best six boards in the win over North Florida
- Led the team in scoring in each of the first two games. Had 22 against Howard, including going 6 of 12 from deep. He charted 18 points with four 3s against Duquesne
 - The six made 3s in the opener were the most ever for a UK player in a debut
- Was the MVP of the Big Blue Bahamas foreign tour this summer
 - Averaged a team-best 17.0 points per game on 52.4% shooting from the field
 - Sunk 14 3-pointers (3.5 per game) and connected at a 51.9% rate
- Scored more than 1,000 career points at Illinois State
- Ranked in the top 20 nationally in scoring (20.1 ppg) as a junior at Illinois State
- Earned All-MVC honors and All-District 16 Team accolades

Game-By-Game Statistics

Opponent	Date	GS	Min	FG-A	Pct.	3FG-A	Pct.	FT-A	Pct.	Off-Def-Tot	PF	Ast	TO	Blk	Stl	Pts
HOWARD	11/7		25	8-16	.500	6-12	.500	0-1	.000	0-1-1	1	2	3	0	0	22
DUQUESNE	11/11		28	5-9	.556	4-6	.667	4-5	.800	0-3-3	0	0	2	1	1	18
vs. Michigan State	11/15		23	1-7	.143	1-3	.333	2-2	1.000	0-1-1	1	1	1	0	0	5
S. CAROLINA STATE	11/17		20	3-9	.333	3-7	.429	2-2	1.000	0-1-1	2	3	0	0	0	11
at Gonzaga	11/20		24	4-13	.308	2-7	.286	0-1	.000	2-0-2	1	1	0	0	1	10
NORTH FLORIDA	11/23	*	29	7-12	.583	4-8	.500	2-2	1.000	2-4-6	1	1	2	0	0	20
BELLARMINE	11/29	*	24	7-15	.467	3-6	.500	1-1	1.000	2-3-5	2	2	0	1	0	18
vs. Michigan	12/4	*	26	4-9	.444	3-4	.750	0-0	.000	1-3-4	2	2	3	0	0	11
YALE	12/10	*	31	3-7	.429	1-3	.333	3-4	.750	0-2-2	2	3	1	0	1	10
vs. UCLA	12/17	*	22	2-13	.154	2-8	.250	0-1	.000	0-0-0	1	1	2	0	1	6
FLORIDA A&M	12/21		25	4-11	.364	2-7	.286	0-0	.000	0-2-2	1	1	0	0	0	10
at Missouri	12/28		15	3-6	.500	0-3	.000	2-3	.667	0-0-0	2	1	2	0	0	8
LOUISVILLE	12/31		16	1-4	.250	0-2	.000	3-4	.750	0-1-1	1	0	0	1	0	5
LSU	1/3		14	0-1	.000	0-1	.000	2-2	1.000	0-0-0	1	0	1	0	0	2
at Alabama	1/7		21	7-13	.538	4-7	.571	2-4	.500	2-2-4	1	0	1	0	0	20
SOUTH CAROLINA	1/10		28	6-13	.462	1-5	.200	0-0	.000	1-1-2	3	0	0	1	0	13
at Tennessee	1/14		30	4-10	.400	2-6	.333	8-8	1.000	0-4-4	3	1	4	0	0	18
GEORGIA	1/17		26	4-11	.364	1-5	.200	2-2	1.000	0-1-1	4	2	1	0	1	11
TEXAS A&M	1/21		29	8-17	.471	5-11	.455	2-2	1.000	0-1-1	0	1	1	0	1	23
at Vanderbilt	1/24		28	7-14	.500	2-5	.400	0-0	.000	0-2-3	2	1	2	0	0	16
KANSAS	1/28		30	3-9	.333	0-3	.000	4-4	1.000	0-2-2	2	3	1	0	0	10
at Ole Miss	1/31		31	8-12	.667	6-7	.857	5-5	1.000	0-3-3	1	1	4	0	2	27
FLORIDA	2/4		19	2-5	.400	0-0	.000	0-0	.000	0-1-1	1	0	0	1	0	4
ARKANSAS	2/7		30	4-12	.333	1-4	.250	2-2	1.000	0-0-0	3	1	2	0	0	11
at Georgia	2/11	*	40	8-21	.381	4-8	.500	0-0	.000	1-5-6	2	0	1	0	0	20
at Mississippi State	2/15	*	39	5-12	.417	4-7	.571	0-1	.000	0-1-1	4	0	1	0	0	14
TENNESSEE	2/18	*	29	3-8	.375	1-3	.333	1-4	.250	0-2-2	3	0	2	0	1	8
at Florida	2/22	*	39	6-15	.400	2-6	.333	2-2	1.000	0-1-1	3	4	2	1	1	16

Career Statistics

Year	GP-GS	Min-Avg	FG-FGA	Pct	3FG-FGA	Pct	FT-FTA	Pct	Off-Def-Tot-Avg	PF-FO	Ast	TO	Blk	Stl	Pts	Avg
2019-20	31-3	693-22.4	81-211	.384	33-105	.314	27-41	.659	15-61-76-2.5	38-0	22	30	2	20	222	7.2
2020-21	25-24	751-30.0	110-259	.425	33-108	.306	58-76	.763	19-63-82-3.3	36-0	36	45	6	9	311	12.4
2021-22	33-33	1151-34.9	237-505	.469	76-195	.390	112-137	.818	19-98-117-3.5	59-2	60	77	15	36	662	20.1
2022-23	28-9	738-26.4	127-304	.418	64-154	.416	49-62	.790	12-47-59-2.1	50-0	32	39	6	10	367	13.1
TOTAL	117-69	3333-28.5	555-1279	.434	206-562	.367	246-316	.778	65-269-334-2.9	183-2	150	191	29	75	1562	13.4



BRENNAN CANADA 14

Senior | Forward | 6-6 | 205 | Mount Sterling, Ky. | George Rogers Clark HS

- Drained first-career 3-pointer in win over South Carolina State
- Hauled in a rebound in two minutes of action against Howard
- Scored five points in seven minutes against Kentucky State
- Put on scholarship in January
- Graduated with a degree in communication and is now pursuing a graduate certificate in sport, fitness and recreation management
- Inducted into UK's Frank G. Ham Society of Character which honors student-athletes who have shown an extraordinary commitment to academic excellence, athletic participation, personal development, career preparation and serving as a role model
- Played in a career-high nine games and scored in three contests as a junior
- Student Athletic Advisory Committee member

2022-23 SEASON/CAREER HIGHS		
Points		
Season	3, S. CAROLINA ST. (11/17/22)	
Career	3, S. CAROLINA ST. (11/17/22)	
Rebounds		
Season	1, HOWARD (11/7/22)	
Career	1, 2x, last HOWARD (11/7/22)	
Field Goals		
Season	1, S. CAROLINA ST. (11/17/22)	
Career	1, 4x, last S. CAROLINA ST. (11/17/22)	
Field Goals Attempted		
Season	1, 3x, last NORTH FLORIDA (11/23/22)	
Career	2, WESTERN KENTUCKY (12/22/21)	
3-Point Field Goals		
Season	1, S. CAROLINA ST. (11/17/22)	
Career	1, S. CAROLINA ST. (11/17/22)	
3-Point Field Goals Attempted		
Season	1, 3x, last N. FLORIDA (11/23/22)	
Career	1, 3x, last N. FLORIDA (11/23/22)	
Free Throws		
Season	-	
Career	-	
Free Throws Attempted		
Season	-	
Career	-	
Assists		
Season	-	
Career	1, UALBANY (11/22/21)	
Steals		
Season	-	
Career	1, SOUTH CAROLINA (3/6/21)	
Blocked Shots		
Season	-	
Career	1, TENNESSEE (1/15/22)	
Minutes Played		
Season	2, 3x, last NORTH FLORIDA (11/23/22)	
Career	3, HIGH POINT (12/31/21)	
MISCELLANEOUS		
	2022-23	CAREER
Dunks	0	0
Double-Figure		
Scoring Games	0	0
Double-Figure		
Rebounding Games	0	0
Games With		
Double-Double	0	0
Games Led UK		
in Scoring	0	0
Games Led UK		
in Rebounding	0	0
Games Led UK		
in Assists	0	0
Games Led UK		
in Steals	0	0
Games Led UK		
in Blocks	0	1
Games With		
3+ Assists	0	0
Games With		
3+ Blocks	0	0
Games With		
3+ Steals	0	0
Games With		
3+ Three-Pointers	0	0

Game-By-Game Statistics

Opponent	Date	GS	Min	FG-A	Pct.	3FG-A	Pct.	FT-A	Pct.	Off-Def-Tot	PF	Ast	TO	Blk	Stl	Pts
HOWARD	11/7		2	0-1	.000	0-1	.000	0-0	.000	0-1-1	0	0	0	0	0	0
DUQUESNE	11/11			DNP - Illness												
vs. Michigan State	11/15			DNP - Coach's decision												
S. CAROLINA STATE	11/17		2	1-1	1.000	1-1	1.000	0-0	.000	0-0-0	0	0	0	0	0	3
at Gonzaga	11/20			DNP - Coach's decision												
NORTH FLORIDA	11/23		2	0-1	.000	0-1	.000	0-0	.000	0-0-0	1	0	1	0	0	0
BELLARMINE	11/29			DNP - Coach's decision												
vs. Michigan	12/4			DNP - Coach's decision												
YALE	12/10			DNP - Coach's decision												
vs. UCLA	12/17			DNP - Coach's decision												
FLORIDA A&M	12/21			DNP - Coach's decision												
at Missouri	12/28			DNP - Coach's decision												
LOUISVILLE	12/31			DNP - Coach's decision												
LSU	1/3			DNP - Coach's decision												
at Alabama	1/7			DNP - Coach's decision												
SOUTH CAROLINA	1/10			DNP - Coach's decision												
at Tennessee	1/14			DNP - Coach's decision												
GEORGIA	1/17			DNP - Coach's decision												
TEXAS A&M	1/21			DNP - Coach's decision												
at Vanderbilt	1/24			DNP - Coach's decision												
KANSAS	1/28			DNP - Coach's decision												
at Ole Miss	1/31			DNP - Coach's decision												
FLORIDA	2/4			DNP - Coach's decision												
ARKANSAS	2/7			DNP - Coach's decision												
at Georgia	2/11			DNP - Coach's decision												
at Mississippi State	2/15			DNP - Coach's decision												
TENNESSEE	2/18			DNP - Coach's decision												
at Florida	2/22			DNP - Coach's decision												

Career Statistics

Year	GP-GS	Min-Avg	FG-FGA	Pct	3FG-FGA	Pct	FT-FTA	Pct	Off-Def-Tot-Avg	PF-FO	Ast	TO	Blk	Stl	Pts	Avg
2019-20	4-0	3-0.8	0-0	.000	0-0	.000	0-0	.000	0-0-0-0.0	0-0	0	1	0	0	0	0.0
2020-21	2-0	3-1.5	0-0	.000	0-0	.000	0-0	.000	0-0-0-0.0	0-0	0	2	0	1	0	0.0
2021-22	9-0	13-1.4	3-4	.750	0-1	.000	0-0	.000	1-0-1-0.1	0-0	1	0	1	0	6	0.7
2022-23	3-0	6-2.0	1-3	.333	1-3	.333	0-0	.000	0-1-1-0.3	0-0	0	0	0	0	3	1.0
TOTAL	18-0	24-1.3	4-7	.571	1-4	.250	0-0	.000	1-1-2-0.1	0-0	1	3	1	1	9	0.5



WALKER HORN 21

Freshman | Guard | 6-4 | 200 | Austin, Texas | Westlake HS

- Snatched a rebound and had an assist in the win over South Carolina State
- Played two minutes against Howard in first collegiate appearance
- Son of Darrin Horn, the current head men's basketball coach at Northern Kentucky University
- State semifinalist at Westlake as a senior and the team had a 38-2 record
- Averaged 9.3 points, 5.2 assists and 2.4 rebounds as a senior
- Graduated cum laude and was a recipient of a Kentucky Provost Academic Scholarship

2022-23 SEASON/CAREER HIGHS*		
Points		
Season	-	
Career	-	
Rebounds		
Season	1, S. CAROLINA ST. (11/17/22)	
Career	1, S. CAROLINA ST. (11/17/22)	
Field Goals		
Season	-	
Career	-	
Field Goals Attempted		
Season	1, NORTH FLORIDA (11/23/22)	
Career	1, NORTH FLORIDA (11/23/22)	
3-Point Field Goals		
Season	-	
Career	-	
3-Point Field Goals Attempted		
Season	1, NORTH FLORIDA (11/23/22)	
Career	1, NORTH FLORIDA (11/23/22)	
Free Throws		
Season	-	
Career	-	
Free Throws Attempted		
Season	-	
Career	-	
Assists		
Season	1, S. CAROLINA ST. (11/17/22)	
Career	1, S. CAROLINA ST. (11/17/22)	
Steals		
Season	-	
Career	-	
Blocked Shots		
Season	-	
Career	-	
Minutes Played		
Season	2, 3x, last N. FLORIDA (11/23/22)	
Career	2, 3x, last N. FLORIDA (11/23/22)	
MISCELLANEOUS		
	2022-23	CAREER*
Dunks	0	0
Double-Figure		
Scoring Games	0	0
Double-Figure		
Rebounding Games	0	0
Games With		
Double-Double	0	0
Games Led UK		
in Scoring	0	0
Games Led UK		
in Rebounding	0	0
Games Led UK		
in Assists	0	0
Games Led UK		
in Steals	0	0
Games Led UK		
in Blocks	0	0
Games With		
3+ Assists	0	0
Games With		
3+ Blocks	0	0
Games With		
3+ Steals	0	0
Games With		
3+ Three-Pointers	0	0

Game-By-Game Statistics

Opponent	Date	GS	Min	FG-A	Pct.	3FG-A	Pct.	FT-A	Pct.	Off-Def-Tot	PF	Ast	TO	Blk	Stl	Pts
HOWARD	11/7	2		0-0	.000	0-0	.000	0-0	.000	0-0-0	0	0	1	0	0	0
DUQUESNE	11/11			DNP - Coach's decision												
vs. Michigan State	11/15			DNP - Coach's decision												
S. CAROLINA STATE	11/17	2		0-0	.000	0-0	.000	0-0	.000	0-1-1	0	1	1	0	0	0
at Gonzaga	11/20			DNP - Coach's decision												
NORTH FLORIDA	11/23	2		0-1	.000	0-1	.000	0-0	.000	0-0-0	1	0	1	0	0	0
BELLARMINE	11/29			DNP - Coach's decision												
vs. Michigan	12/4			DNP - Coach's decision												
YALE	12/10			DNP - Coach's decision												
vs. UCLA	12/17			DNP - Coach's decision												
FLORIDA A&M	12/21			DNP - Coach's decision												
at Missouri	12/28			DNP - Coach's decision												
LOUISVILLE	12/31			DNP - Coach's decision												
LSU	1/3			DNP - Coach's decision												
at Alabama	1/7			DNP - Coach's decision												
SOUTH CAROLINA	1/10			DNP - Coach's decision												
at Tennessee	1/14			DNP - Coach's decision												
GEORGIA	1/17			DNP - Coach's decision												
TEXAS A&M	1/21			DNP - Coach's decision												
at Vanderbilt	1/24			DNP - Coach's decision												
KANSAS	1/28			DNP - Coach's decision												
at Ole Miss	1/31			DNP - Coach's decision												
FLORIDA	2/4			DNP - Coach's decision												
ARKANSAS	2/7			DNP - Coach's decision												
at Georgia	2/11			DNP - Coach's decision												
at Mississippi State	2/15			DNP - Coach's decision												
TENNESSEE	2/18			DNP - Coach's decision												
at Florida	2/22			DNP - Coach's decision												

Career Statistics

Year	GP-GS	Min-Avg	FG-FGA	Pct	3FG-FGA	Pct	FT-FTA	Pct	Off-Def-Tot-Avg	PF-FO	Ast	TO	Blk	Stl	Pts	Avg
2022-23	3-0	6-2.0	0-1	.000	0-1	.000	0-0	.000	0-1-1-0.3	1-0	1	3	0	0	0	0.0
TOTAL	3-0	6-2.0	0-1	.000	0-1	.000	0-0	.000	0-1-1-0.3	1-0	1	3	0	0	0	0.0



CASON WALLACE 22

Freshman | Guard | 6-4 | 193 | Dallas | Richardson HS

2022-23 SEASON/CAREER HIGHS*		
Points		
Season	27, FLORIDA A&M (12/21/22)	
Career	27, FLORIDA A&M (12/21/22)	
Rebounds		
Season	8, 2x, last vs. Michigan (12/4/22)	
Career	8, 2x, last vs. Michigan (12/4/22)	
Field Goals		
Season	10, 2x, last ARKANSAS (2/7/23)	
Career	10, 2x, last ARKANSAS (2/7/23)	
Field Goals Attempted		
Season	17, ARKANSAS (2/7/23)	
Career	17, ARKANSAS (2/7/23)	
3-Point Field Goals		
Season	5, 2x, last at Missouri (12/28/22)	
Career	5, 2x, last at Missouri (12/28/22)	
3-Point Field Goals Attempted		
Season	13, at Missouri (12/28/22)	
Career	13, at Missouri (12/28/22)	
Free Throws		
Season	5, FLORIDA (2/4/23)	
Career	5, FLORIDA (2/4/23)	
Free Throws Attempted		
Season	5, 4x, last TENNESSEE (2/18/23)	
Career	5, 4x, last TENNESSEE (2/18/23)	
Assists		
Season	11, at Mississippi State (2/15/23)	
Career	11, at Mississippi State (2/15/23)	
Steals		
Season	8, vs. Michigan State (11/15/22)	
Career	8, vs. Michigan State (11/15/22)	
Blocked Shots		
Season	3, FLORIDA (2/4/23)	
Career	3, FLORIDA (2/4/23)	
Minutes Played		
Season	44, vs. Michigan State (11/15/22)	
Career	44, vs. Michigan State (11/15/22)	
MISCELLANEOUS		
	2022-23	CAREER*
Dunks	10	10
Double-Figure Scoring Games	16	16
Double-Figure Rebounding Games	0	0
Games With Double-Double	0	0
Games Led UK in Scoring	5	5
Games Led UK in Rebounding	0	0
Games Led UK in Assists	13	13
Games Led UK in Steals	16	16
Games Led UK in Blocks	6	6
Games With 3+ Assists	18	18
Games With 3+ Blocks	1	1
Games With 3+ Steals	5	5
Games With 3+ Three-Pointers	3	3

- Ranks among the league leaders in assist-to-turnover ratio (5th), assists per game (5th) and steals per game (6th)
- Went for 16 points, six boards and a game-high six assists in win over No. 10 Tennessee
- Dished out a career-high 11 assists at Mississippi State. The 11 assists were the second-most in program history for a freshman in a true road game
- Had 24 points, five assists, three steals and two blocks against Arkansas
- Totaled a team-high 20 points to go along with three boards and a career-high three blocks in win over Florida on his way to his third SEC Freshman of the Week honor
- Named SEC Freshman of the Week on Jan. 30 after averaging 12.0 points, 5.5 boards, 3.0 assists and 2.5 steals for the week as the Wildcats split games at Vanderbilt and at home against No. 9 Kansas
- Went for 14 points, six rebounds, five assists and five steals against No. 9 Kansas
- Posted 17 points, an assist, a block and a steal in the win over Georgia
- Went for 17 points and five boards in win against Louisville
- Garnered SEC Freshman of the Week honors Dec. 27 after posting a career-high 27 points to go along with a career-high-tying nine assists, four steals and two boards against Florida A&M
- Had 19 points with five 3-pointers and a pair of steals at Missouri
- Named MVP of the London Showcase after charting a team-high 14 points, eight rebounds, five assists, a block and a steal. He also was a perfect 4 of 4 from behind the arc, including draining the game-clinching 3-pointer with 70 seconds to play
- Went for 14 points and four steals at Gonzaga
- Tied a UK single-game record with eight steals against Michigan State. Also added 14 points, five boards and five assists, while playing a team-high 44 minutes
- Flirted with a triple-double against Howard, going for 15 points, eight boards and a game-high nine assists
 - Only freshman in school history to have 15-9-8 in collegiate debut
- Five-star prospect who was ranked as high as No. 7 overall by Rivals
- Averaged 19.9 points, 7.4 boards and 6.1 assists per game as a senior at Richardson
 - Named the 2022 Texas Gatorade Player of the Year

Game-By-Game Statistics

Opponent	Date	GS	Min	FG-A	Pct.	3FG-A	Pct.	FT-A	Pct.	Off-Def-Tot	PF	Ast	TO	Blk	Stl	Pts
HOWARD	11/7	*	35	7-11	.636	1-2	.500	0-0	.000	2-6-8	4	9	2	0	2	15
DUQUESNE	11/11	*	27	3-6	.500	1-1	1.000	1-2	.500	2-1-3	1	4	4	1	2	8
vs. Michigan State	11/15	*	44	5-10	.500	2-5	.400	2-4	.500	2-3-5	3	5	3	1	8	14
S. CAROLINA STATE	11/17	*	24	5-7	.714	2-4	.500	0-0	.000	1-1-2	0	3	2	0	1	12
at Gonzaga	11/20	*	35	5-9	.556	2-3	.667	2-2	1.000	0-2-2	4	2	3	0	4	14
NORTH FLORIDA	11/23	*	25	3-8	.375	2-6	.333	0-0	.000	0-1-1	1	6	0	0	1	8
BELLARMINE	11/29	*	30	1-5	.200	0-3	.000	1-2	.500	1-3-4	2	3	1	0	2	3
vs. Michigan	12/4	*	36	5-8	.625	4-4	1.000	0-2	.000	4-4-8	2	5	2	1	1	14
YALE	12/10	*	35	2-4	.500	2-3	.667	2-2	1.000	3-2-5	2	2	1	0	1	8
vs. UCLA	12/17	*	33	2-13	.154	1-7	.143	2-3	.667	1-2-3	3	0	2	0	2	7
FLORIDA A&M	12/21	*	32	10-15	.667	5-6	.833	2-5	.400	1-1-2	3	9	2	0	4	27
at Missouri	12/28	*	32	7-16	.438	5-13	.385	0-0	.000	0-0-0	4	1	1	1	2	19
LOUISVILLE	12/31	*	37	6-8	.750	2-4	.500	3-4	.750	0-5-5	3	2	0	0	2	17
LSU	1/3	*	40	6-13	.462	2-7	.286	0-0	.000	0-3-3	1	4	1	0	0	14
at Alabama	1/7	*	23	1-13	.077	0-6	.000	0-0	.000	1-4-5	3	3	1	0	1	2
SOUTH CAROLINA	1/10	*	8	2-3	.667	0-0	.000	0-0	.000	0-0-0	1	1	0	0	0	4
at Tennessee	1/14	*	22	0-3	.000	0-1	.000	0-0	.000	0-3-3	4	6	5	0	2	0
GEORGIA	1/17	*	28	7-11	.636	2-4	.500	1-2	.500	0-2-2	4	1	1	1	1	17
TEXAS A&M	1/21	*	36	4-13	.308	1-7	.143	2-2	1.000	4-0-4	3	4	5	2	1	11
at Vanderbilt	1/24	*	32	4-8	.500	2-5	.400	0-0	.000	0-5-5	3	1	0	0	1	10
KANSAS	1/28	*	37	4-7	.571	2-3	.667	4-5	.800	0-6-6	3	5	2	1	5	14
at Ole Miss	1/31									DNP - Lower extremity precautionary reasons						
FLORIDA	2/4	*	28	7-10	.700	1-1	1.000	5-5	1.000	0-3-3	1	2	3	3	1	20
ARKANSAS	2/7	*	39	10-17	.588	1-3	.333	3-3	1.000	1-2-3	3	5	5	2	3	24
at Georgia	2/11	*	28	2-8	.250	0-4	.000	1-1	1.000	2-1-3	4	6	1	1	0	5
at Mississippi State	2/15	*	38	1-13	.077	0-8	.000	2-2	1.000	2-2-4	1	11	1	0	2	4
TENNESSEE	2/18	*	39	6-14	.429	0-3	.000	4-5	.800	0-6-6	2	6	3	0	1	16
at Florida	2/22	*	38	2-8	.250	0-1	.000	4-4	1.000	0-2-2	2	6	6	1	2	8

Career Statistics

Year	GP-GS	Min-Avg	FG-FGA	Pct	3FG-FGA	Pct	FT-FTA	Pct	Off-Def-Tot-Avg	PF-FO	Ast	TO	Blk	Stl	Pts	Avg
2022-23	27-27	863-32.0	117-261	.448	40-114	.351	41-55	.745	27-70-97-3.6	67-0	112	57	15	52	315	11.7
TOTAL	27-27	863-32.0	117-261	.448	40-114	.351	41-55	.745	27-70-97-3.6	67-0	112	57	15	52	315	11.7



CHRIS LIVINGSTON 24

Freshman | Forward | 6-6 | 220 | Akron, Ohio | Oak Hill Acad.

2022-23 SEASON/CAREER HIGHS*

Points		
Season	14, vs. UCLA (12/17/22)	
Career	14, vs. UCLA (12/17/22)	
Rebounds		
Season	15, at Florida (2/22/23)	
Career	15, at Florida (2/22/23)	
Field Goals		
Season	5, 2x, last ARKANSAS (2/7/23)	
Career	5, 2x, last ARKANSAS (2/7/23)	
Field Goals Attempted		
Season	11, at Florida (2/22/23)	
Career	11, at Florida (2/22/23)	
3-Point Field Goals		
Season	2, 3x, last ARKANSAS (2/7/23)	
Career	2, 3x, last ARKANSAS (2/7/23)	
3-Point Field Goals Attempted		
Season	4, LSU (1/3/23)	
Career	4, LSU (1/3/23)	
Free Throws		
Season	7, NORTH FLORIDA (11/23/22)	
Career	7, NORTH FLORIDA (11/23/22)	
Free Throws Attempted		
Season	7, 2x, last TENNESSEE (2/18/23)	
Career	7, 2x, last TENNESSEE (2/18/23)	
Assists		
Season	3, at Mississippi State (2/15/23)	
Career	3, at Mississippi State (2/15/23)	
Steals		
Season	2, 2x, last at Mississippi St. (2/15/23)	
Career	2, 2x, last at Mississippi St. (2/15/23)	
Blocked Shots		
Season	1, 9x, last at Florida (2/22/23)	
Career	1, 9x, last at Florida (2/22/23)	
Minutes Played		
Season	39, at Florida (2/22/23)	
Career	39, at Florida (2/22/23)	
MISCELLANEOUS		
	2022-23	CAREER*
Dunks	6	6
Double-Figure Scoring Games	6	6
Double-Figure Rebounding Games	2	2
Games With Double-Double	2	2
Games Led UK in Scoring	1	1
Games Led UK in Rebounding	2	2
Games Led UK in Assists	0	0
Games Led UK in Steals	1	1
Games Led UK in Blocks	4	4
Games With 3+ Assists	1	1
Games With 3+ Blocks	0	0
Games With 3+ Steals	0	0
Games With 3+ Three-Pointers	0	0

- Produced his second-career double-double with 10 points and a career-high 15 boards in a win at Florida
- Named SEC Freshman of the Week Feb. 20 after averaging 12.5 points, 7.5 rebounds and two assists per game in wins at Mississippi State and against No. 10 Tennessee
- Notched first career double-double with 12 points and a career-best 10 boards in a season-high 37 minutes in win over No. 10 Tennessee
- Had 13 points, five rebounds, three assists and two steals in a winning effort at Mississippi State. He scored all 13 points in the second half of the Wildcats' win at Mississippi State
- Poured in nine points at Georgia
- Logged 13 points and added five boards against Arkansas
- Tallied six points, while hauling in a season-high-tying seven rebounds and playing in 31 minutes at Ole Miss
- Scored eight points on 4-of-5 shooting against No. 9 Kansas
- Had six points, four boards, a block and a steal in 18 minutes in win over No. 5 Tennessee
- Led the Cats with a career-best 14 points, including a pair of 3-pointers, against UCLA
- Had 13 points and four boards in the win over South Carolina State
- Went for nine points and five rebounds against Howard in collegiate debut
- Logged averages of 9.8 points, 5.8 rebounds and 2.0 assists per game during UK's foreign tour this summer
 - With 23 total rebounds, he trailed only Oscar Tshiebwe for the week
- Five-star prospect who was ranked as high as No. 10 overall by Rivals
- Averaged 18.2 points, 9.1 rebounds, 3.9 assists and 1.9 steals per game during his senior season at Oak Hill
 - Named the 2022 Virginia Gatorade Player of the Year and 2021 Ohio Gatorade Player of the Year
- Tabbed a McDonald's All-American and also participated in the Jordan Brand Classic
- Named MVP of the 2019 FIBA Americas U16 Championship after leading Team USA to a gold medal while averaging 14.8 points and 8.0 rebounds

Game-By-Game Statistics

Opponent	Date	GS	Min	FG-A	Pct.	3FG-A	Pct.	FT-A	Pct.	Off-Def-Tot	PF	Ast	TO	Blk	Stl	Pts
HOWARD	11/7	*	19	4-6	.667	1-2	.500	0-0	.000	1-3-4	3	0	1	0	1	9
DUQUESNE	11/11	*	19	2-7	.286	1-2	.500	0-0	.000	1-6-7	0	0	1	0	1	5
vs. Michigan State	11/15	*	12	0-3	.000	0-2	.000	1-2	.500	0-3-3	0	0	1	0	0	1
S. CAROLINA STATE	11/17		17	4-6	.667	1-2	.500	4-4	1.000	1-3-4	1	0	0	1	0	13
at Gonzaga	11/20		8	0-1	.000	0-1	.000	0-0	.000	0-2-2	1	0	0	0	0	0
NORTH FLORIDA	11/23		16	1-2	.500	0-1	.000	7-7	1.000	0-0-0	1	1	0	0	2	9
BELLARMINE	11/29		12	0-0	.000	0-0	.000	0-0	.000	1-4-5	1	1	1	0	1	0
vs. Michigan	12/4		7	1-3	.333	0-0	.000	0-0	.000	0-1-1	1	0	1	0	0	2
YALE	12/10		14	3-5	.600	1-1	1.000	0-0	.000	0-0-0	0	2	1	0	0	7
vs. UCLA	12/17		25	5-8	.625	2-3	.667	2-3	.667	2-2-4	4	0	3	1	0	14
FLORIDA A&M	12/21	*	15	3-4	.750	1-1	1.000	1-2	.500	0-2-2	1	0	0	0	0	8
at Missouri	12/28	*	11	1-5	.200	0-1	.000	0-0	.000	0-4-4	1	0	2	0	0	2
LOUISVILLE	12/31	*	21	2-6	.333	1-3	.333	0-0	.000	1-2-3	1	2	0	0	1	5
LSU	1/3	*	29	1-5	.200	1-4	.250	2-2	1.000	0-1-1	1	1	0	0	0	5
at Alabama	1/7	*	23	2-6	.333	0-3	.000	0-0	.000	2-1-3	1	0	1	0	0	4
SOUTH CAROLINA	1/10	*	14	1-3	.333	0-0	.000	0-0	.000	1-2-3	2	0	1	1	0	2
at Tennessee	1/14	*	18	2-5	.400	0-0	.000	2-2	1.000	1-3-4	2	0	1	1	1	6
GEORGIA	1/17	*	16	1-4	.250	0-1	.000	2-2	1.000	0-1-1	0	2	1	1	1	4
TEXAS A&M	1/21	*	13	2-6	.333	2-2	1.000	0-0	.000	1-1-2	2	0	1	0	0	6
at Vanderbilt	1/24	*	15	1-3	.333	0-0	.000	0-0	.000	2-0-2	1	1	1	0	0	2
KANSAS	1/28	*	17	4-5	.800	0-1	.000	0-0	.000	0-2-2	1	0	1	1	0	8
at Ole Miss	1/31	*	31	3-5	.600	0-1	.000	0-0	.000	3-4-7	5	1	0	0	0	6
FLORIDA	2/4	*	19	1-2	.500	0-1	.000	2-2	1.000	1-1-2	2	0	0	0	1	4
ARKANSAS	2/7	*	33	5-10	.500	2-3	.667	1-2	.500	1-4-5	2	0	2	0	0	13
at Georgia	2/11	*	36	4-8	.500	1-3	.333	0-0	.000	1-2-3	4	1	0	0	0	9
at Mississippi State	2/15	*	32	3-6	.500	1-3	.333	6-6	1.000	1-4-5	2	3	1	1	2	13
TENNESSEE	2/18	*	37	4-5	.800	1-1	1.000	3-7	.429	3-7-10	3	1	0	1	0	12
at Florida	2/22	*	39	4-11	.364	0-3	.000	2-3	.667	4-11-15	3	2	0	1	0	10

Career Statistics

Year	GP-GS	Min-Avg	FG-FGA	Pct	3FG-FGA	Pct	FT-FTA	Pct	Off-Def-Tot-Avg	PF-FO	Ast	TO	Blk	Stl	Pts	Avg
2022-23	28-21	568-20.3	64-140	.457	16-45	.356	35-44	.795	28-76-104-3.7	46-1	18	21	9	11	179	6.4
TOTAL	28-21	568-20.3	64-140	.457	16-45	.356	35-44	.795	28-76-104-3.7	46-1	18	21	9	11	179	6.4



KAREEM WATKINS 25

Junior | Guard | 5-8 | 175 | Camden, N.J. | Kingsway Regional HS

- Had an assist in the win over North Florida
- Logged two minutes of action in the Howard and South Carolina State wins
- Saw action in a career-high nine games in 2021-22
- Has appeared in 10 career games in a two-year career with the Wildcats
- Charted a pair of assists during UK's foreign tour in The Bahamas

2022-23 SEASON/CAREER HIGHS

Points		
Season	-	
Career	-	
Rebounds		
Season	-	
Career	1, 3x, last CENTRAL MICH. (11/29/21)	
Field Goals		
Season	-	
Career	-	
Field Goals Attempted		
Season	-	
Career	1, CENTRAL MICHIGAN (11/29/21)	
3-Point Field Goals		
Season	-	
Career	-	
3-Point Field Goals Attempted		
Season	-	
Career	-	
Free Throws		
Season	-	
Career	-	
Free Throws Attempted		
Season	-	
Career	-	
Assists		
Season	1, NORTH FLORIDA (11/23/22)	
Career	1, 3x, last N. FLORIDA (11/23/22)	
Steals		
Season	-	
Career	1, 2x, last HIGH POINT (12/31/21)	
Blocked Shots		
Season	-	
Career	-	
Minutes Played		
Season	2, 3x, last N. FLORIDA (11/23/22)	
Career	3, HIGH POINT (12/31/21)	
MISCELLANEOUS		
	2022-23	CAREER
Dunks	0	0
Double-Figure		
Scoring Games	0	0
Double-Figure		
Rebounding Games	0	0
Games With		
Double-Double	0	0
Games Led UK		
in Scoring	0	0
Games Led UK		
in Rebounding	0	0
Games Led UK		
in Assists	0	0
Games Led UK		
in Steals	0	0
Games Led UK		
in Blocks	0	0
Games With		
3+ Assists	0	0
Games With		
3+ Blocks	0	0
Games With		
3+ Steals	0	0
Games With		
3+ Three-Pointers	0	0

Game-By-Game Statistics

Opponent	Date	GS	Min	FG-A	Pct.	3FG-A	Pct.	FT-A	Pct.	Off-Def-Tot	PF	Ast	TO	Blk	Stl	Pts
HOWARD	11/7		2	0-0	.000	0-0	.000	0-0	.000	0-0-0	0	0	0	0	0	0
DUQUESNE	11/11			DNP - Coach's decision												
vs. Michigan State	11/15			DNP - Coach's decision												
S. CAROLINA STATE	11/17		2	0-0	.000	0-0	.000	0-0	.000	0-0-0	0	0	1	0	0	0
at Gonzaga	11/20			DNP - Coach's decision												
NORTH FLORIDA	11/23		2	0-0	.000	0-0	.000	0-0	.000	0-0-0	0	1	0	0	0	0
BELLARMINE	11/29			DNP - Coach's decision												
vs. Michigan	12/4			DNP - Coach's decision												
YALE	12/10			DNP - Coach's decision												
vs. UCLA	12/17			DNP - Coach's decision												
FLORIDA A&M	12/21			DNP - Coach's decision												
at Missouri	12/28			DNP - Coach's decision												
LOUISVILLE	12/31			DNP - Coach's decision												
LSU	1/3			DNP - Coach's decision												
at Alabama	1/7			DNP - Coach's decision												
SOUTH CAROLINA	1/10			DNP - Coach's decision												
at Tennessee	1/14			DNP - Coach's decision												
GEORGIA	1/17			DNP - Coach's decision												
TEXAS A&M	1/21			DNP - Coach's decision												
at Vanderbilt	1/24			DNP - Coach's decision												
KANSAS	1/28			DNP - Coach's decision												
at Ole Miss	1/31			DNP - Coach's decision												
FLORIDA	2/4			DNP - Coach's decision												
ARKANSAS	2/7			DNP - Coach's decision												
at Georgia	2/11			DNP - Coach's decision												
at Mississippi State	2/15			DNP - Coach's decision												
TENNESSEE	2/18			DNP - Coach's decision												
at Florida	2/22			DNP - Coach's decision												

Career Statistics

Year	GP-GS	Min-Avg	FG-FGA	Pct	3FG-FGA	Pct	FT-FTA	Pct	Off-Def-Tot-Avg	PF-FO	Ast	TO	Blk	Stl	Pts	Avg
2020-21	1-0	2-2.0	0-0	.000	0-0	.000	0-0	.000	0-0-0-0.0	0-0	0	0	0	0	0	0.0
2021-22	9-0	13-1.4	0-1	.000	0-0	.000	0-0	.000	1-2-3-0.3	2-0	2	3	0	2	0	0.0
2022-23	3-0	6-2.0	0-0	.000	0-0	.000	0-0	.000	0-0-0-0.0	0-0	1	1	0	0	0	0.0
TOTAL	13-0	20-1.6	0-1	.000	0-0	.000	0-0	.000	1-2-3-0.2	2-0	3	4	0	2	0	0.0



UGONNA ONYENSO 33

Freshman | Forward | 6-11 | 225 | Owerri, Imo State, Nigeria | Putnam Science Acad.

2022-23 SEASON/CAREER HIGHS*

Points		
Season	9, DUQUESNE (11/11/22)	
Career	9, DUQUESNE (11/11/22)	
Rebounds		
Season	10, 2x, last N. FLORIDA (11/23/22)	
Career	10, 2x, last N. FLORIDA (11/23/22)	
Field Goals		
Season	4, DUQUESNE (11/11/22)	
Career	4, DUQUESNE (11/11/22)	
Field Goals Attempted		
Season	7, 2x, last N. FLORIDA (11/23/22)	
Career	7, 2x, last N. FLORIDA (11/23/22)	
3-Point Field Goals		
Season	-	
Career	-	
3-Point Field Goals Attempted		
Season	-	
Career	-	
Free Throws		
Season	2, vs. Michigan (12/4/22)	
Career	2, vs. Michigan (12/4/22)	
Free Throws Attempted		
Season	2, 3x, last vs. Michigan (12/4/22)	
Career	2, 3x, last vs. Michigan (12/4/22)	
Assists		
Season	1, 2x, last DUQUESNE (11/11/22)	
Career	1, 2x, last DUQUESNE (11/11/22)	
Steals		
Season	1, 2x, last N. FLORIDA (11/23/22)	
Career	1, 2x, last N. FLORIDA (11/23/22)	
Blocked Shots		
Season	4, HOWARD (11/7/22)	
Career	4, HOWARD (11/7/22)	
Minutes Played		
Season	20, HOWARD (11/7/22)	
Career	20, HOWARD (11/7/22)	
MISCELLANEOUS		
	2022-23	CAREER*
Dunks	4	4
Double-Figure Scoring Games	0	0
Double-Figure Rebounding Games	2	2
Games With Double-Double	0	0
Games Led UK in Scoring	0	0
Games Led UK in Rebounding	1	1
Games Led UK in Assists	0	0
Games Led UK in Steals	0	0
Games Led UK in Blocks	4	4
Games With 3+ Assists	0	0
Games With 3+ Blocks	4	4
Games With 3+ Steals	0	0
Games With 3+ Three-Pointers	0	0

- Chipped in with seven points, 10 boards and a team-high three rejections in a win over North Florida
- Posted six points and three blocks in the win over South Carolina State
- Had a game-high 10 rebounds and added nine points and three blocks in win over Duquesne
- Blocked a game-high four shots to go along with six points and four rebounds in 20 minutes off the bench against Howard
- Had nine total blocks in UK's two fall exhibitions
- Reclassified to the 2022 class and ranked as a top-25 prospect in the 2023 class by all of the major scouting services
- Joined Putnam in January and the squad was a perfect 20-0 with Onyenso on the roster, including winning a national championship
- Averaged 11.4 points, 9.0 rebounds and 5.7 blocks per game as a junior and also shot 64.4% from the floor and had five games with at least 10 blocked shots
- In February of 2020, he became one of the youngest players ever to make the senior men's Nigerian National Team
 - Scored 10 points on 5-of-8 shooting and had four rebounds and two blocks in 16 minutes in a 96-69 win over Uganda

Game-By-Game Statistics

Opponent	Date	GS	Min	FG-A	Pct.	3FG-A	Pct.	FT-A	Pct.	Off-Def-Tot	PF	Ast	TO	Blk	Stl	Pts
HOWARD	11/7		20	3-4	.750	0-0	.000	0-1	.000	1-3-4	0	1	0	4	0	6
DUQUESNE	11/11		19	4-7	.571	0-0	.000	1-2	.500	4-6-10	1	1	0	3	0	9
vs. Michigan State	11/15		1	0-0	.000	0-0	.000	0-0	.000	0-0-0	1	0	0	0	0	0
S. CAROLINA STATE	11/17		13	3-4	.750	0-0	.000	0-0	.000	1-3-4	1	0	1	3	1	6
at Gonzaga	11/20		1	0-0	.000	0-0	.000	0-0	.000	0-0-0	0	0	0	0	0	0
NORTH FLORIDA	11/23		18	3-7	.429	0-0	.000	1-2	.500	3-7-10	3	0	0	3	1	7
BELLARMINE	11/29			DNP - Coach's decision												
vs. Michigan	12/4		8	1-1	1.000	0-0	.000	2-2	1.000	1-1-2	1	0	0	2	0	4
YALE	12/10		2	1-1	1.000	0-0	.000	0-0	.000	1-0-1	0	0	0	0	0	2
vs. UCLA	12/17		1	0-0	.000	0-0	.000	0-0	.000	0-0-0	0	0	0	0	0	0
FLORIDA A&M	12/21		9	2-3	.667	0-0	.000	0-0	.000	4-1-5	0	0	2	0	0	4
at Missouri	12/28			DNP - Coach's decision												
LOUISVILLE	12/31		2	0-0	.000	0-0	.000	0-0	.000	0-0-0	0	0	0	0	0	0
LSU	1/3			DNP - Coach's decision												
at Alabama	1/7		12	0-2	.000	0-0	.000	0-0	.000	1-3-4	1	0	1	1	0	0
SOUTH CAROLINA	1/10			DNP - Coach's decision												
at Tennessee	1/14		1	0-1	.000	0-0	.000	0-0	.000	2-0-2	0	0	0	0	0	0
GEORGIA	1/17		1	1-1	1.000	0-0	.000	0-0	.000	0-0-0	0	0	0	0	0	2
TEXAS A&M	1/21		1	0-1	.000	0-0	.000	0-0	.000	0-0-0	0	0	0	0	0	0
at Vanderbilt	1/24			DNP - Coach's decision												
KANSAS	1/28			DNP - Coach's decision												
at Ole Miss	1/31			DNP - Coach's decision												
FLORIDA	2/4			DNP - Coach's decision												
ARKANSAS	2/7			DNP - Coach's decision												
at Georgia	2/11			DNP - Coach's decision												
at Mississippi State	2/15			DNP - Coach's decision												
TENNESSEE	2/18			DNP - Coach's decision												
at Florida	2/22			DNP - Coach's decision												

Career Statistics

Year	GP-GS	Min-Avg	FG-FGA	Pct	3FG-FGA	Pct	FT-FTA	Pct	Off-Def-Tot-Avg	PF-FO	Ast	TO	Blk	Stl	Pts	Avg
2022-23	15-0	108-7.2	18-32	.563	0-0	.000	4-7	.571	18-24-42-2.8	8-0	2	4	16	2	40	2.7
TOTAL	15-0	108-7.2	18-32	.563	0-0	.000	4-7	.571	18-24-42-2.8	8-0	2	4	16	2	40	2.7



OSCAR TSHIEBWE 34

Senior | Forward | 6-9 | 260 | Lubumbashi, D.R. of the Congo | West Virginia Univ.

2021-22 SEASON/CAREER HIGHS*		
Points		
Season	37, GEORGIA (1/17/23)	
Career	37, GEORGIA (1/17/23)	
Rebounds		
Season	24, GEORGIA (1/17/23)	
Career	28, WESTERN KENTUCKY (12/22/21)	
Field Goals		
Season	13, YALE (12/10/22)	
Career	13, 3x, last YALE (12/10/22)	
Field Goals Attempted		
Season	20, GEORGIA (1/17/23)	
Career	21, at Arkansas (2/26/22)	
3-Point Field Goals		
Season	-	
Career	-	
3-Point Field Goals Attempted		
Season	1, 2x, last at Mississippi St. (2/15/23)	
Career	1, 2x, last at Mississippi St. (2/15/23)	
Free Throws		
Season	13, GEORGIA (1/17/23)	
Career	13, GEORGIA (1/17/23)	
Free Throws Attempted		
Season	18, GEORGIA (1/17/23)	
Career	18, GEORGIA (1/17/23)	
Assists		
Season	5, NORTH FLORIDA (11/23/22)	
Career	5, NORTH FLORIDA (11/23/22)	
Steals		
Season	3, 6x, last TENNESSEE (2/18/23)	
Career	4, 3x, last at Alabama (2/5/22)	
Blocked Shots		
Season	4, 2x, last at Georgia (2/11/23)	
Career	5, vs. Vanderbilt (3/11/22)	
Minutes Played		
Season	40, 3x, last S. CAROLINA (1/10/23)	
Career	43, vs. Saint Peter's (3/17/22)	
MISCELLANEOUS		
	2022-23	CAREER
Dunks	32	113
Double-Figure Scoring Games	19	74
Double-Figure Rebounding Games	19	66
Games With Double-Double	15	55
Games Led UK in Scoring	12	38
Games Led UK in Rebounding	22	75
Games Led UK in Assists	0	1
Games Led UK in Steals	14	51
Games Led UK in Blocks	8	40
Games With 3+ Assists	4	8
Games With 3+ Blocks	4	16
Games With 3+ Steals	6	19
Games With 3+ Three-Pointers	0	0
<i>*includes West Virginia statistics</i>		

- Produced a historic performance against Georgia with 37 points and 24 rebounds, en route to SEC Player of the Week honors:
 - First UK player with a 35-point, 20-rebound game since Mike Phillips (Feb. 2, 1976)
 - Per ESPN, the 24 rebounds are the most in a 35-point scoring game for any collegiate player in the last 25 years
 - It tied Malik Monk (Jan. 31, 2017) for the most points in an SEC game by a UK player under John Calipari and were the most points for any player since De'Aaron Fox (March 24, 2017) had 39 points vs. UCLA in the NCAA Tournament
 - It marked the sixth 20-or-more rebound game of his career at Kentucky. All UK players combined have totaled five 20-rebound games since the 1973-74 season
- Second in the country with 12.7 rebounds per game
- Had 25 points on 12-of-13 shooting (92.3%) - which ranks as the fourth-best in UK history with a minimum of eight attempts
 - During the UF game, he became the 61st player in UK history to score 1,000 career points as a Wildcat
- Went for 16 points, seven boards and a team-high three steals in win over No. 10 Tennessee
- Became the fourth player nationally this season to go for at least 20 points, 14 rebounds, four assists and four blocks when he went for the stat line at Georgia
- With 844 rebounds in 60 games played, he ranks eighth in program history. He is the fastest to that total in UK allure
- Went for a team-high 18 points and nine boards to go along with four assists against No. 9 Kansas
- Totalled 15 points and 13 rebounds in win at No. 5 Tennessee
- Had 23 points and 19 rebounds at Missouri
- With the 19 boards at Mizzou, he became a 1,000-point and 1,000-rebound collegiate performer
- Went for 28 points while pulling down 12 boards against Yale
- Had 16 points, 15 boards, five assists, three steals and two blocks in win over North Florida
- Went for a team-high 20 points and game-high 15 rebounds in first start of the year at Gonzaga
- Played 34 minutes in his debut against Michigan State and led the team with 22 points, 18 rebounds and four blocked shots
- Missed both exhibition games and UK's first two regular-season games while recovering from a minor knee procedure in mid-October
- Reigning consensus National Player of the Year who led the Wildcats with 17.4 points per game and a nation-leading 15.1 rebounds per outing as a junior
- Set a UK single-season record with 28 double-doubles in 2021-22
- Became just the third player in program history to have 500 or more rebounds in a single season and the first to achieve the feat since 1951-52

Game-By-Game Statistics

Opponent	Date	GS	Min	FG-A	Pct.	3FG-A	Pct.	FT-A	Pct.	Off-Def-Tot	PF	Ast	TO	Blk	Stl	Pts
HOWARD	11/7			DNP - Right leg injury												
DUQUESNE	11/11			DNP - Right leg injury												
vs. Michigan State	11/15	*	34	9-17	.529	0-0	.000	4-4	1.000	6-12-18	5	2	5	4	0	22
S. CAROLINA STATE	11/17		14	3-6	.500	0-0	.000	0-2	.000	4-3-7	1	1	1	0	1	6
at Gonzaga	11/20	*	29	7-12	.583	0-0	.000	6-6	1.000	6-9-15	4	0	2	0	2	20
NORTH FLORIDA	11/23	*	22	8-11	.727	0-0	.000	0-0	.000	7-8-15	0	5	1	2	3	16
BELLARMINE	11.29	*	32	4-9	.444	0-0	.000	0-0	.000	4-8-12	2	1	1	3	2	8
vs. Michigan	12/4	*	31	5-10	.500	0-0	.000	3-4	.750	2-12-14	4	1	2	0	1	13
YALE	12/10	*	38	13-18	.722	0-0	.000	2-3	.667	5-7-12	3	2	0	2	2	28
vs. UCLA	12/17	*	39	4-12	.333	0-0	.000	0-4	.000	8-8-16	3	2	2	3	2	8
FLORIDA A&M	12/21	*	28	4-6	.667	0-0	.000	6-6	1.000	3-5-8	2	1	2	0	2	14
at Missouri	12/28	*	40	6-8	.750	0-0	.000	11-17	.647	9-10-19	3	0	3	0	2	23
LOUISVILLE	12/31	*	37	10-13	.769	0-0	.000	4-9	.444	8-6-14	3	2	5	0	2	24
LSU	1/3	*	40	7-9	.778	0-0	.000	5-7	.714	7-9-16	3	1	0	1	1	19
at Alabama	1/7	*	23	1-7	.143	0-0	.000	2-2	1.000	4-2-6	4	0	4	1	0	4
SOUTH CAROLINA	1/10	*	40	6-11	.545	0-0	.000	7-10	.700	7-5-12	1	1	1	1	3	19
at Tennessee	1/14	*	39	6-12	.500	0-0	.000	3-4	.750	4-9-13	3	1	0	0	1	15
GEORGIA	1/17	*	39	12-20	.600	0-0	.000	13-18	.722	11-13-24	3	1	0	1	3	37
TEXAS A&M	1/21	*	29	3-5	.600	0-0	.000	1-3	.333	5-12-17	4	1	1	0	0	7
at Vanderbilt	1/24	*	35	7-10	.700	0-0	.000	1-2	.500	2-11-13	3	2	1	0	1	15
KANSAS	1/28	*	34	6-9	.667	0-0	.000	6-8	.750	2-7-9	3	4	3	1	1	18
at Ole Miss	1/31	*	38	4-10	.400	0-1	.000	6-7	.857	2-9-11	2	0	1	0	3	14
FLORIDA	2/4	*	34	2-14	.143	0-0	.000	0-0	.000	7-8-15	5	3	3	0	1	4
ARKANSAS	2/7	*	32	3-6	.500	0-0	.000	1-1	1.000	3-4-7	3	2	1	1	3	7
at Georgia	2/11	*	35	6-11	.545	0-0	.000	8-9	.889	6-8-14	4	4	0	4	0	20
at Mississippi State	2/15	*	32	7-13	.538	0-1	.000	4-6	.667	7-4-11	4	2	4	0	1	18
TENNESSEE	2/18	*	34	3-9	.333	0-0	.000	10-11	.909	2-5-7	4	1	3	0	3	16
at Florida	2/22	*	38	12-13	.923	0-0	.000	1-3	.333	2-2-4	2	3	3	1	1	25

Career Statistics

Year	GP-GS	Min-Avg	FG-FGA	Pct	3FG-FGA	Pct	FT-FTA	Pct	Off-Def-Tot-Avg	PF-FO	Ast	TO	Blk	Stl	Pts	Avg
2019-20	31-31	717-23.1	123-223	.552	0-0	.000	102-144	.708	128-159-287-9.3	85-1	11	53	32	23	348	11.2
2020-21	10-10	199-19.9	34-65	.523	0-0	.000	17-28	.607	38-40-78-7.8	25-1	7	12	4	4	85	8.5
2021-22	34-34	1087-32.0	238-393	.606	0-0	.000	114-165	.691	179-336-515-15.1	88-1	36	66	55	60	590	17.4
2022-23	26-24	866-33.3	158-281	.562	0-2	.000	104-146	.712	133-196-329-12.7	78-2	43	49	25	41	420	16.2
TOTAL	101-99	2872-28.4	553-962	.575	0-2	.000	337-483	.698	478-731-1209-12.0	276-5	97	180	116	128	1443	14.3



LANCE WARE 55

Junior | Forward | 6-9 | 235 | Camden, N.J. | Camden HS

2022-23 SEASON/CAREER HIGHS

Points		
Season	12, S. CAROLINA ST. (11/17/22)	
Career	12, S. CAROLINA ST. (11/17/22)	
Rebounds		
Season	6, at Missouri (12/28/22)	
Career	13, at Mississippi State (1/2/21)	
Field Goals		
Season	6, S. CAROLINA ST. (11/17/22)	
Career	6, S. CAROLINA ST. (11/17/22)	
Field Goals Attempted		
Season	6, S. CAROLINA ST. (11/17/22)	
Career	6, S. CAROLINA ST. (11/17/22)	
3-Point Field Goals		
Season	-	
Career	-	
3-Point Field Goals Attempted		
Season	-	
Career	-	
Free Throws		
Season	2, 3x, last FLORIDA A&M (12/21/22)	
Career	5, MISSOURI (12/29/21)	
Free Throws Attempted		
Season	6, HOWARD (11/7/22)	
Career	6, 2x, last vs. HOWARD (11/7/22)	
Assists		
Season	3, 2x, last at Missouri (12/28/22)	
Career	4, at Mississippi State (1/2/21)	
Steals		
Season	4, HOWARD (11/7/22)	
Career	4, HOWARD (11/7/22)	
Blocked Shots		
Season	4, DUQUESNE (11/11/22)	
Career	4, DUQUESNE (11/11/22)	
Minutes Played		
Season	30, at Missouri (12/28/22)	
Career	35, at Mississippi State (1/2/21)	
MISCELLANEOUS	2022-23	CAREER
Dunks	11	24
Double-Figure		
Scoring Games	1	1
Double-Figure		
Rebounding Games	0	2
Games With		
Double-Double	0	0
Games Led UK		
in Scoring	0	0
Games Led UK		
in Rebounding	0	2
Games Led UK		
in Assists	0	0
Games Led UK		
in Steals	1	3
Games Led UK		
in Blocks	1	7
Games With		
3+ Assists	2	3
Games With		
3+ Blocks	1	2
Games With		
3+ Steals	1	1
Games With		
3+ Three-Pointers	0	0

- Totaled a season-high 30 minutes with six boards, six points and three assists at Missouri
- In his six starts this season, he is averaging 5.3 points, 3.8 rebounds. 1.3 blocks, 1.0 steals and shooting 59.1% from the field
- Played 14 important minutes for the Cats against UCLA, scoring two points and having season highs in rebounds (5) and assists (3)
- Had a career-high 12 points and added a pair of blocks in the win over South Carolina State
- Posted a game- and career-best four steals to go along with four points and three rebounds against Howard
- Nearly had a double-double with 10 points and nine rebounds in the win over Kentucky State
- Averaged 4.3 points and 1.3 boards per game in three appearances in The Bahamas
 - Missed one game due to shoulder soreness
- Traveled to Brazil in May with Sports Reach
 - Averaged 30 points and 8.3 rebounds in three games

Game-By-Game Statistics

Opponent	Date	GS	Min	FG-A	Pct.	3FG-A	Pct.	FT-A	Pct.	Off-Def-Tot	PF	Ast	TO	Blk	Stl	Pts
HOWARD	11/7	*	20	1-2	.500	0-0	.000	2-6	.333	0-3-3	2	2	2	1	4	4
DUQUESNE	11/11	*	21	1-4	.250	0-0	.000	2-4	.500	2-1-3	2	0	2	4	1	4
vs. Michigan State	11/15	*	15	1-1	1.000	0-0	.000	0-0	.000	1-2-3	4	1	0	1	1	2
S. CAROLINA STATE	11/17	*	13	6-6	1.000	0-0	.000	0-1	.000	1-2-3	0	1	1	2	0	12
at Gonzaga	11/20		10	1-1	1.000	0-0	.000	0-0	.000	0-1-1	4	0	0	0	1	2
NORTH FLORIDA	11/23									DNP - Illness						
BELLARMINE	11/29		8	1-1	1.000	0-0	.000	0-0	.000	0-1-1	0	1	2	0	0	2
vs. Michigan	12/4		1	0-0	.000	0-0	.000	0-0	.000	0-0-0	0	0	0	0	0	0
YALE	12/10									DNP - Coach's decision						
vs. UCLA	12/17		14	1-1	1.000	0-0	.000	0-0	.000	3-2-5	1	3	0	0	1	2
FLORIDA A&M	12/21	*	19	1-4	.250	0-0	.000	2-3	.667	4-1-5	2	0	1	0	0	4
at Missouri	12/28	*	30	3-5	.600	0-0	.000	0-1	.000	2-4-6	3	3	1	0	0	6
LOUISVILLE	12/31		3	1-1	1.000	0-0	.000	0-0	.000	0-0-0	3	1	1	0	0	0
LSU	1/3									DNP - Left shoulder injury						
at Alabama	1/7		6	0-1	.000	0-0	.000	0-0	.000	0-0-0	0	0	0	0	0	0
SOUTH CAROLINA	1/10		18	2-3	.667	0-0	.000	0-0	.000	2-1-3	1	2	1	0	0	4
at Tennessee	1/14		7	1-1	1.000	0-0	.000	0-0	.000	1-2-3	1	0	1	0	0	2
GEORGIA	1/17		1	0-0	.000	0-0	.000	0-0	.000	0-0-0	0	0	0	0	0	0
TEXAS A&M	1/21		15	0-1	.000	0-0	.000	0-2	.000	1-3-4	1	1	0	1	0	0
at Vanderbilt	1/24		5	0-0	.000	0-0	.000	0-0	.000	0-1-1	1	0	1	0	0	0
KANSAS	1/28		6	0-0	.000	0-0	.000	0-2	.000	0-2-2	0	0	0	0	0	0
at Ole Miss	1/31		2	0-0	.000	0-0	.000	0-0	.000	0-0-0	0	0	0	0	0	0
FLORIDA	2/4									DNP - Coach's decision						
ARKANSAS	2/7									DNP - Coach's decision						
at Georgia	2/11									DNP - Coach's decision						
at Mississippi State	2/15		8	0-0	.000	0-0	.000	0-0	.000	1-2-3	0	1	0	0	0	0
TENNESSEE	2/18		9	0-0	.000	0-0	.000	1-2	.500	1-1-2	1	0	0	0	0	1
at Florida	2/22		4	1-2	.500	0-0	.000	0-0	.000	1-1-2	2	0	0	0	0	2

Career Statistics

Year	GP-GS	Min-Avg	FG-FGA	Pct	3FG-FGA	Pct	FT-FTA	Pct	Off-Def-Tot-Avg	PF-FO	Ast	TO	Blk	Stl	Pts	Avg
2020-21	21-3	254-12.1	13-32	.406	0-0	.000	15-27	.556	24-39-63-3.0	41-1	8	19	11	6	41	2.0
2021-22	28-0	175-6.2	16-24	.667	0-1	.000	10-23	.435	16-37-53-1.9	33-0	3	14	11	5	42	1.5
2022-23	22-6	237-10.8	21-34	.618	0-0	.000	7-21	.333	20-30-50-2.3	28-0	16	13	9	8	49	2.2
TOTAL	71-9	665-9.4	50-90	.556	0-1	.000	32-71	.451	60-106-166-2.3	102-1	27	46	31	19	132	1.9

BOX SCORES

GAME ONE

#4/4 KENTUCKY 95, HOWARD 63

Official Basketball Box Score - Final
Howard at Kentucky
 11/07/22 Rupp Arena, Lexington
 2022-23 Men's Basketball

Game Time: 6:30 PM
 Game Duration: 1:56
 Attendance: 18,750



Howard - 63 Record: 0-1

NO.	Name	Min	FG	3P	FT	Rebounds	Fouls	TP	AS	TO	ST	Blocks	+/-
			M-A	M-A	M-A	OR DR TOT	PF FD					BS BA	
2	Steve Settle	F 26:41	2-5	1-2	3-3	1 5 6	2 2	8	1	2	1	0	-32
12	Kobe Dickson	F 23:19	8-9	0-0	1-1	4 1 5	3 0	17	1	1	0	0	-15
24	Jordan Wood	F 15:27	1-12	1-8	0-0	1 2 3	3 0	3	0	1	0	0	-11
3	Elijah Hawkins	G 27:52	4-10	3-5	3-4	0 3 3	2 2	14	2	4	1	0	-19
5	Jelani Williams	G 28:40	3-9	0-3	0-1	2 1 3	3 0	6	2	3	0	0	-26
22	Shy Odum	18:07	2-9	1-1	1-2	0 2 5	5 3	16	0	2	0	2	-17
34	Bryce Harris	13:25	1-4	0-2	0-0	2 2 2	0 1	2	0	0	0	0	-6
21	Chris Okojie	12:13	0-3	0-0	0 0	2 2 2	0 0	0	2	2	0	1	0
15	Rycee Brown	07:39	1-1	0-0	0 0	1 0 1	2 0	2	1	1	0	0	3
13	Thomas Weaver	07:07	0-0	0-0	0 0	0 0	0 0	0	1	1	0	0	-9
4	Miles Stewart	10:57	0-3	0-3	0 0	2 2 2	0 0	0	0	0	1	0	-12
10	Talin Lewis	04:25	0-1	0-0	0 0	1 1 0	0 0	0	0	0	0	0	0
55	Freedom Rhames	04:08	1-1	1-1	2-2	0 0 0	0 0	1	5	0	0	0	0
Team						2 2 4		0					
Totals			23-67	7-25	10-13	13 24 37	19 12	63	10	16	4	1	5

Shooting By Period

1 st FG%	10-36	27.8%
3PT%	2-13	15.4%
FT%	4-5	80%
2 nd FG%	13-31	41.9%
3PT%	5-12	41.7%
FT%	6-8	75%
GM FG%	23-67	34.3%
3PT%	7-25	28.0%
FT%	10-13	76.9%

Dead Ball Rebounds: 1

Shooting By Period

1 st FG%	16-31	51.6%
3PT%	5-12	41.7%
FT%	12-20	60%
2 nd FG%	18-31	58.1%
3PT%	6-12	50.0%
FT%	4-8	50%
GM FG%	34-62	54.8%
3PT%	11-24	45.8%
FT%	16-28	57.1%

Dead Ball Rebounds: 5

Kentucky - 95 Record: 1-0

NO.	Name	Min	FG	3P	FT	Rebounds	Fouls	TP	AS	TO	ST	Blocks	+/-
			M-A	M-A	M-A	OR DR TOT	PF FD					BS BA	
0	Jacob Toppin	F 31:53	5-12	1-2	4-7	3 8 11	2 4	15	2	0	2	0	29
24	Chris Livingston	F 19:08	4-6	1-2	0-0	1 3 4	3 0	9	0	1	1	0	29
55	Lance Ware	F 19:54	1-2	0-0	2-6	0 3 3	2 3	4	2	2	4	1	0
1	CJ Fredrick	G 30:25	6-9	2-5	6-7	0 3 3	0 3	20	3	0	1	0	36
22	Cason Wallace	G 34:38	7-11	1-2	0-0	2 6 8	4 1	15	9	2	2	0	32
12	Antonio Reeves	24:54	8-16	6-12	0-1	0 1 1	2 22	2	3	0	0	0	14
33	Ugonna Onyenso	20:06	3-4	0-0	0-1	1 3 4	0 2	6	1	0	0	4	2
3	Adou Thiero	13:47	0-1	0-0	4-6	1 4 5	0 4	4	1	1	0	1	3
14	Brennan Canada	01:47	0-1	0-1	0-0	0 1 1	0 0	0	0	0	0	0	-5
21	Walker Horn	01:44	0-0	0-0	0-0	0 0 0	0 0	0	0	1	0	0	-5
25	Kareem Watkins	01:44	0-0	0-0	0-0	0 0 0	0 0	0	0	0	0	0	-5
Team						2 0 2		0					
Totals			34-62	11-24	16-28	10 32 42	12 19	95	20	10	10	5	1

Technical Fouls: NONE

Points from Turnovers	HOW	UKY
18	20	
28	36	
12	16	
7	23	
15	32	

Period by Period Scoring

	1st	2nd	TOT
HOW	29	37	63
UKY	46	46	95

Biggest lead: 1 (1st 18:17) 38 (2nd 2:11)

Best Scoring Run: 8 (2nd 12:45) 12 (2nd 15:48)

Lead Changes: 2

Times Tied: 1

Time with Lead: 00:24 38:54

GAME TWO

#4/4 KENTUCKY 77, DUQUESNE 52

Official Basketball Box Score - Final
Duquesne at Kentucky
 11/11/22 Rupp Arena, Lexington
 2022-23 Men's Basketball

Game Time: 7:00 PM
 Game Duration: 1:55
 Attendance: 20,014



Duquesne - 52 Record: 1-1

NO.	Name	Min	FG	3P	FT	Rebounds	Fouls	TP	AS	TO	ST	Blocks	+/-
			M-A	M-A	M-A	OR DR TOT	PF FD					BS BA	
4	Tre Williams	F 21:32	2-6	0-1	0-0	0 2 2	1 0	0	4	0	1	0	0
20	Joe Reece	F 20:34	1-5	1-3	0-0	2 3 5	1 0	3	1	1	0	1	-5
1	Jimmy Clark III	G 27:39	4-13	1-2	2-2	0 3 3	3 3	11	2	4	0	1	-19
3	Dae Dae Grant	G 28:43	1-8	0-3	1-2	0 3 3	2 3	3	2	0	0	0	-11
55	Quincy McGriff	G 23:33	1-9	1-7	1-2	0 3 3	0 1	4	4	1	0	0	-19
0	Tevin Brewer	14:14	2-6	2-6	1-2	0 2 2	1 1	7	0	0	0	1	-8
34	Austin Rotroff	14:45	4-6	0-0	4-6	2 2 2	0 0	8	0	2	1	0	-6
14	Matus Hronsky	15:53	1-3	1-2	0-0	1 1 1	1 0	3	0	1	1	0	-2
32	Kareem Rozier	07:54	1-1	1-1	0-0	0 0 0	0 0	1	0	3	1	0	-6
35	Kevin Easley	04:14	1-3	0-0	0-0	0 0 0	0 0	1	2	0	0	0	-12
2	David Dixon	04:41	1-1	0-0	0-0	0 0 0	0 0	2	0	2	1	1	0
22	Andy Barba	01:26	0-0	0-0	0-0	0 1 1	0 0	0	0	0	0	0	-3
Team						5 2 7		0					
Totals			20-66	7-26	5-8	11 24 35	16 7	52	13	11	8	1	11

Shooting By Period

1 st FG%	8-34	23.5%
3PT%	3-14	21.4%
FT%	3-4	75%
2 nd FG%	12-32	37.5%
3PT%	4-12	33.3%
FT%	2-4	50%
GM FG%	20-66	30.3%
3PT%	7-26	26.9%
FT%	5-8	62.5%

Dead Ball Rebounds: 3

Technical Fouls: Dixon 2nd 3:26

Shooting By Period

1 st FG%	15-30	50.0%
3PT%	5-8	62.5%
FT%	3-4	75%
2 nd FG%	13-31	41.9%
3PT%	6-11	54.5%
FT%	7-11	63.6%
GM FG%	28-61	45.9%
3PT%	11-19	57.9%
FT%	10-15	66.7%

Dead Ball Rebounds: 3

Technical Fouls: NONE

Biggest lead	DUQ	KEN
3 (1 st 18:36) 25 (2 nd 2:37)		
Best Scoring Run	7 (2 nd 18:08)	7 (1 st 16:41)
Lead Changes	3	
Times Tied	1	
Time with Lead	01:51	37:13

Points from Turnovers	DUQ	KEN
8	11	
24	26	
5	11	
4	18	
27	38	

Period by Period Scoring

	1st	2nd	TOT
DUQ	22	30	52
KEN	38	39	77

GAME THREE

RV/RV MICHIGAN STATE 86, #4/4 KENTUCKY 77 2OT

Official Basketball Box Score - Final
Kentucky at Michigan St.
 11/15/22 Gairbridge Fieldhouse, Indianapolis, IN
 2022 State Farm Champions Classic

Game Time: 7:00 PM
 Game Duration: 2:46



Kentucky - 77 Record: 2-1

NO.	Name	Min	FG	3P	FT	Rebounds	Fouls	TP	AS	TO	ST	Blocks	+/-
			M-A	M-A	M-A	OR DR TOT	PF FD					BS BA	
0	Jacob Toppin	F 30:56	3-8	1-3	3-4	1 3 4	4 2	10	0	1	0	1	0
24	Chris Livingston	F 11:51	0-3	0-2	1-2	0 3 3	0 1	1	0	1	0	0	-1
55	Lance Ware	F 14:47	1-1	0-0	0-0	1 2 3	4 0	2	1	0	1	0	-12
1	CJ Fredrick	G 32:21	2-7	1-6	0-0	0 0 0	4 1	5	0	0	0	0	-13
22	Cason Wallace	G 44:05	5-10	2-5	2-4	2 3 5	3 2	14	5	3	8	1	-4
2	Sahvir Wheeler	40:23	6-16	2-6	2-4	0 0 0	1 4	16	8	3	2	1	-14
4	Daimion Collins	18:23	0-1	0-0	2-4	0 1 1	2 2	2	0	1	1	0	-13
12	Antonio Reeves	22:19	1-7	1-3	2-2	0 1 1	1 3	5	1	1	0	0	15
34	Oscar Tshiebwe	33:47	9-17	0-0	4-4	6 12 18	5 4	22	2	5	0	4	10
33	Ugonna Onyenso	01:08	0-0	0-0	0-0	0 0 0	1 0	0	0	0	0	0	-4
Team						2 1 3		0					
Totals			27-70	7-25	16-24	12 26 38	25 19	77	17	15	12	8	3

Shooting By Period

1 st FG%	14-33	42.4%
3PT%	2-10	20.0%
FT%	4-5	80%
2 nd FG%	9-25	36.0%
3PT%	3-10	30.0%
FT%	7-11	63.6%
OT FG%	4-12	33.3%
3PT%	2-5	40.0%
FT%	5-8	62.5%
GM FG%	27-70	38.6%
3PT%	7-25	28.0%
FT%	16-24	66.7%

Dead Ball Rebounds: 10

Michigan St. - 86 Record: 2-1

NO.	Name	Min	FG	3P	FT	Rebounds	Fouls	TP	AS	TO	ST	Blocks	+/-
			M-A	M-A	M-A	OR DR TOT	PF FD					BS BA	
10	Joey Hauser	F 45:40	8-16	4-7	3-4	2 6 8	4 3	23	1	1	1	0	11
25	Malik Hall	F 42:25	7-11	1-3	5-5	2 3 5	2 4	20	0	4	0	2	

BOX SCORES

GAME FIVE # 2/2 GONZAGA 88, #4/4 KENTUCKY 72



Official Basketball Box Score - Final
Kentucky at Gonzaga
11/20/22 Spokane Veterans Memorial Arena, Spokane
Kentucky vs Gonzaga

Game Time: 4:30 PM
Game Duration: 2:06
Attendance: 12,333

Officials: David Hall, Michael Greenstein, Frank Hande III

NO. Name	Min	FG M-A	3P M-A	FT M-A	Rebounds		Fouls		TP	AS	TO	ST	Blocks		+/-	
					OR	DR	OR	DR					BS	BA		
0 Jacob Toppin	35:58	7-18	0-4	2-4	1	2	3	2	3	16	1	2	0	0	1	-7
34 Oscar Tshiebwé	28:34	7-12	0-0	6-6	6	9	15	4	3	20	0	2	2	0	0	-9
1 CJ Fredrick	35:42	1-9	1-6	0-0	2	0	2	1	0	3	3	2	1	0	1	-14
2 Sahvir Wheeler	17:14	2-6	1-4	2-3	0	1	1	4	3	7	4	1	0	0	0	-3
22 Cason Wallace	34:53	5-9	2-3	2-2	0	2	4	2	14	2	3	4	0	0	-15	
55 Lance Ware	10:03	1-1	0-0	0-0	0	1	1	4	0	2	0	0	1	0	-7	
12 Antonio Reeves	23:58	4-13	2-7	0-1	2	0	2	1	1	10	1	0	1	0	-11	
4 Daimion Collins	04:02	0-0	0-0	0-0	0	0	0	1	0	0	0	1	1	0	-9	
24 Chris Livingston	08:13	0-1	0-1	0-0	0	2	2	1	0	0	0	0	0	0	-5	
33 Ugonna Oryenso	01:23	0-0	0-0	0-0	0	0	0	0	0	0	0	0	0	0	0	
Team					0	1	1	0	0	0	0	0	0	0	0	
Totals	27:69	6:25	12:16	11	18	29	22	12	72	11	11	10	0	2	-16	

Shooting By Period		
1 st FG%	8-32	25.0%
3PT%	0-10	0.0%
FT%	9-11	81.8%
2 nd FG%	19-37	51.4%
3PT%	6-15	40.0%
FT%	3-5	60%
GM FG%	27-69	39.1%
3PT%	12-16	75.0%

Dead Ball Rebounds: 3, 0

Technical Fouls: NONE

NO. Name	Min	FG M-A	3P M-A	FT M-A	Rebounds		Fouls		TP	AS	TO	ST	Blocks		+/-	
					OR	DR	OR	DR					BS	BA		
2 Drew Timme	35:55	9-13	0-1	4-6	1	6	7	2	10	22	3	4	1	0	0	12
22 Anton Watson	37:35	5-8	0-2	0-0	2	8	10	2	0	10	2	1	2	1	0	15
0 Julian Strawther	39:51	5-10	3-4	7-7	1	13	14	0	4	20	0	5	2	1	0	16
11 Nolan Hickman	28:27	1-3	0-2	2-2	0	0	4	2	4	2	2	1	0	0	0	25
45 Rasir Bolton	30:55	8-14	4-8	4-4	1	0	1	3	24	0	2	0	0	0	12	
13 Malachi Smith	11:00	1-2	0-0	0-0	1	0	1	0	0	2	1	0	0	0	-5	
5 Hunter Sallis	09:47	2-3	0-0	0-0	1	2	3	2	1	4	0	1	0	0	0	
15 Elton Reid	02:25	0-1	0-1	0-0	0	1	1	0	0	0	0	2	0	0	1	
33 Ben Gregg	04:05	0-1	0-1	2-2	0	1	1	1	2	0	0	1	1	0	4	
Team					0	1	1	0	0	1	0	1	0	0	0	
Totals	31:55	7:19	19:21	7	32	39	12	22	88	8	18	7	2	0	16	

Shooting By Period		
1 st FG%	16-29	55.2%
3PT%	3-11	27.3%
FT%	6-6	100%
2 nd FG%	15-26	57.7%
3PT%	4-8	50.0%
FT%	13-15	86.7%
GM FG%	31-55	56.4%
3PT%	7-19	36.8%
FT%	19-21	90.5%

Dead Ball Rebounds: 1, 0

Technical Fouls: NONE

	UKY	GON
Biggest lead	0 (1 st 20:00)	19 (2 nd 0:15)
Best Scoring Run	7 (2 nd 13:30)	10 (2 nd 0:15)
Lead Changes	0	0
Times Tied	0	0
Time with Lead	00:00	39:21

Points from	UKY	GON
Turnovers	13	18
Paint	24	44
Second Chance	12	11
Fast Breaks	5	6
Bench	12	8

Period by Period Scoring			
	1st	2nd	TOT
UKY	25	47	72
GON	41	47	88

GAME SIX # 15/13 KENTUCKY 96, NORTH FLORIDA 56



Official Basketball Box Score - Final
Kentucky at Kentucky
11/23/22 Rupp Arena, Lexington
2022-23 Men's Basketball

Game Time: 4:00 PM
Game Duration: 1:59
Attendance: 19,763

Officials: Chuck Jones, Will Howard, R.B. Clyburn

NO. Name	Min	FG M-A	3P M-A	FT M-A	Rebounds		Fouls		TP	AS	TO	ST	Blocks		+/-
					OR	DR	OR	DR					BS	BA	
3 Carter Hendricksen	22:47	2-8	1-3	2-3	0	2	2	3	2	7	0	1	0	0	-28
24 Jadyin Parker	19:20	1-3	0-0	0-2	2	0	2	0	2	2	2	1	1	1	0
2 Chaz Lanier	18:28	1-3	0-1	0-0	0	2	2	1	0	2	0	1	1	0	0
10 Jarus Hicklen	28:31	6-12	4-8	1-3	0	1	1	0	4	17	1	4	0	0	-38
15 Jose Placer	25:25	1-8	0-3	1-2	0	2	2	2	2	3	0	0	0	0	-37
5 Dorian James	15:46	1-3	0-1	2-2	0	3	1	2	3	4	0	0	0	0	-20
21 Jonathan Aybar	16:45	4-5	0-0	0-1	1	0	1	3	1	8	0	1	1	0	-23
33 Oscar Berry	19:03	1-2	0-1	0-0	0	3	0	0	0	2	0	1	0	0	-24
13 Max Hrdlicka	11:36	1-6	0-1	0-1	1	2	3	1	1	2	1	2	1	0	0
23 Juh Nze	10:08	0-4	0-2	0-1	0	2	2	1	1	0	1	0	1	0	0
4 Trent Coleman	06:16	1-2	0-0	4-6	3	2	5	0	3	6	0	0	0	0	4
1 Mark Flakus	04:10	1-1	1-1	0-0	1	0	1	0	0	3	0	0	0	0	4
11 Brandon Rasmussen	01:45	0-1	0-0	0-0	1	0	1	0	0	0	0	0	0	0	1
Team					3	4	7	0	0	2	0	2	0	0	0
Totals	20:58	6:21	10:21	12	23	35	14	19	58	6	16	5	1	9	-40

Shooting By Period		
1 st FG%	9-26	34.6%
3PT%	1-5	20.0%
FT%	4-8	50%
2 nd FG%	11-32	34.4%
3PT%	5-16	31.3%
FT%	6-13	46.2%
GM FG%	20-58	34.5%
3PT%	6-21	28.6%
FT%	10-21	47.6%

Dead Ball Rebounds: 5, 0

Technical Fouls: NONE

NO. Name	Min	FG M-A	3P M-A	FT M-A	Rebounds		Fouls		TP	AS	TO	ST	Blocks		+/-
					OR	DR	OR	DR					BS	BA	
0 Jacob Toppin	21:17	7-15	1-2	5-8	4	6	10	2	7	20	1	1	0	0	32
34 Oscar Tshiebwé	22:17	8-11	0-0	0-0	7	8	15	0	0	16	5	1	3	2	40
2 Sahvir Wheeler	22:56	2-5	1-1	0-0	0	1	1	3	0	5	1	0	0	1	32
12 Antonio Reeves	28:40	7-12	4-8	2-2	2	4	6	1	1	20	1	2	0	0	38
22 Cason Wallace	24:54	3-8	2-6	0-0	0	1	1	0	0	8	6	0	1	0	30
1 CJ Fredrick	10:38	1-2	0-1	0-0	0	0	0	0	0	1	2	0	0	0	18
4 Daimion Collins	16:29	2-7	0-1	0-0	1	4	5	4	0	4	1	1	0	2	12
24 Chris Livingston	16:05	1-2	0-1	7-7	0	0	0	1	4	9	1	0	2	0	10
33 Ugonna Oryenso	17:43	3-7	0-0	1-2	3	7	0	3	1	7	0	0	1	3	0
3 Adou Thiero	12:19	1-2	1-2	2-2	0	1	1	2	1	5	0	0	0	0	0
14 Brennan Canada	02:14	0-1	0-1	0-0	0	0	0	0	0	0	0	0	0	0	-4
21 Walker Horn	02:14	0-1	0-1	0-0	0	0	0	0	0	0	1	0	0	0	-4
25 Kareem Watkins	02:14	0-0	0-0	0-0	0	0	0	0	0	0	1	0	0	0	-4
Team					1	0	1	0	0	0	0	0	0	0	0
Totals	35:73	9:24	17:21	18	32	50	19	14	96	23	7	9	1	40	

Shooting By Period		
1 st FG%	22-41	53.7%
3PT%	7-15	46.7%
FT%	9-9	100%
2 nd FG%	13-32	40.6%
3PT%	2-9	22.2%
FT%	14-18	77.8%
GM FG%	35-73	47.9%
3PT%	9-24	37.5%
FT%	17-21	81.0%

Dead Ball Rebounds: 1, 0

Technical Fouls: NONE

	UNF	UKY
Biggest lead	0 (1 st 20:00)	47 (2 nd 5:14)
Best Scoring Run	6 (2 nd 0:07)	12 (2 nd 19:01)
Lead Changes	0	8
Times Tied	2	20
Time with Lead	00:00	37:45

Points from	UNF	UKY
Turnovers	12	17
Paint	18	42
Second Chance	8	22
Fast Breaks	4	20
Bench	25	27

Period by Period Scoring			
	1st	2nd	TOT
UNF	23	33	56
UKY	54	42	96

GAME SEVEN # 19/18 KENTUCKY 60, BELLARMINE 41



BOX SCORES

GAME NINE #16/16 KENTUCKY 69, YALE 59



Official Basketball Box Score - Final
Yale at Kentucky
12/10/22 Rupp Arena, Lexington
2022-23 Men's Basketball

Game Time: 1:00 PM
Game Duration: 1:55
Attendance: 20,264

Officials: Todd Austin, Owen Shortt, Lucas Santos

NO.	Name	Min	FG			3P			FT		Rebounds		Fouls		TP	AS	TO	ST	Blocks			+/-
			M-A	M-A	M-A	OR	DR	TOT	PF	FD	OR	DR	TOT	BS					BA	BA		
15	EJ Jarvis	F 23:19	6-12	0-0	0-0	4	3	7	2	2	1	12	1	1	0	0	1	-7				
35	Isiah Kelly	F 17:51	0-0	0-0	0-0	2	1	3	4	3	2	2	1	4	0	0	0	3				
2	Bez Mbeng	G 31:32	2-8	1-4	2-2	1	7	8	1	3	7	1	2	1	0	1	-12					
3	August Mahoney	G 30:55	4-5	2-2	0-0	0	2	2	0	1	10	3	1	0	0	0	-12					
4	John Poulakidas	G 35:20	4-10	1-3	0-0	0	0	0	0	3	1	9	0	2	0	1	-14					
23	Yussif Basa-Ama	05:43	0-0	0-0	0-0	0	1	1	2	0	0	0	0	0	0	0	-3					
33	Jack Molloy	26:49	5-9	2-5	2-2	0	1	1	1	1	14	1	0	0	0	0	-9					
13	Michael Feinberg	09:05	1-2	1-1	1-4	1	0	1	0	3	4	0	0	0	0	0	2					
24	Yassine Gharram	08:28	0-2	0-0	1-2	1	0	1	1	1	1	1	0	0	0	0	2					
1	Danny Wolf	10:58	0-3	0-2	0-0	1	0	1	0	1	0	1	0	0	0	0	0					
Team			22-51	7-17	8-12	11	19	30	13	14	59	9	15	2	2	2	-10					

Shooting By Period		
1st	FG%	12-30 40.0%
3PT%	2-11 18.2%	
FT%	1-2 50%	
2nd	FG%	10-21 47.6%
3PT%	5-6 83.3%	
FT%	7-10 70%	
GM FG%	22-51 43.1%	
3PT%	7-17 41.2%	
FT%	8-12 66.7%	

Dead Ball Rebounds: 3, 1

Technical Fouls: NONE

NO.	Name	Min	FG			3P			FT		Rebounds		Fouls		TP	AS	TO	ST	Blocks			+/-
			M-A	M-A	M-A	OR	DR	TOT	PF	FD	OR	DR	TOT	BS					BA	BA		
0	Jacob Toppin	F 31:31	2-6	0-1	0-0	2	3	5	1	0	4	4	1	0	0	0	0	14				
34	Oscar Tshiebwe	F 37:59	13-18	0-0	2-3	5	7	12	3	4	28	2	0	2	2	0	8					
2	Sahvir Wheeler	G 34:02	5-14	0-2	0-1	0	4	4	1	3	10	1	2	0	1	0	10					
12	Antonio Reeves	G 30:58	3-7	1-3	3-4	0	2	2	2	1	10	3	1	1	0	0	7					
22	Cason Wallace	G 34:49	2-4	2-3	2-2	3	2	5	2	1	8	2	1	1	0	0	9					
1	CJ Fredrick	09:02	0-2	0-0	0-0	0	0	0	0	3	0	1	0	1	0	0	3					
4	Daimion Collins	05:51	0-1	0-1	0-0	1	1	2	2	0	0	0	2	0	0	0	-1					
24	Chris Livingston	13:47	3-5	1-1	0-0	0	0	0	0	0	7	2	1	0	0	0	-2					
33	Ugonna Onyenso	02:01	1-1	0-0	0-0	1	0	1	0	0	2	1	0	0	0	0	-2					
Team			29-58	4-11	7-10	12	19	31	14	13	69	15	9	7	2	2	10					

Shooting By Period		
1st	FG%	13-32 40.6%
3PT%	4-8 50.0%	
FT%	3-5 60%	
2nd	FG%	16-26 61.5%
3PT%	0-3 0%	
FT%	4-5 80%	
GM FG%	29-58 50.0%	
3PT%	4-11 36.4%	
FT%	7-10 70.0%	

Dead Ball Rebounds: 0, 0

Technical Fouls: NONE

	YAL	UKY	Points from Turnovers		Period by Period Scoring		
			1st	2nd	TOT		
Biggest lead	2 (2 nd 17:37)	15 (2 nd 4:08)	13	19			
Best Scoring Run	10 (2 nd 17:37)	9 (1 st 14:51)	18	40			
Lead Changes	2		YAL	27	32	59	
Times Tied	5		UKY	33	36	69	
Time with Lead	00:13	36:10					

GAME 10 #16/14 UCLA 63, #13/13 KENTUCKY 53



Official Basketball Box Score - Final
UCLA at Kentucky
12/17/22 Madison Square Garden, New York
2022-23 Men's Basketball

Game Time: 5:15 PM
Game Duration: 2:0
Attendance: 20,265

Officials: Randy McCall, Bert Smith, Brian Dorse

NO.	Name	Min	FG			3P			FT		Rebounds		Fouls		TP	AS	TO	ST	Blocks			+/-
			M-A	M-A	M-A	OR	DR	TOT	PF	FD	OR	DR	TOT	BS					BA	BA		
3	Adem Bona	F 12:15	0-0	0-0	0-0	1	3	4	4	0	0	1	2	0	0	2	0	3				
0	Jaylen Clark	G 35:32	6-11	0-2	3-6	2	6	8	2	5	15	2	1	4	0	1	12					
5	Amari Bailey	G 23:14	1-6	0-0	1-2	0	2	2	0	1	3	0	2	0	0	1	-8					
10	Tyger Campbell	G 35:07	7-17	0-2	1-1	0	3	3	1	2	15	2	2	1	0	0	6					
24	Jaime Jaquez Jr.	G 36:48	9-19	0-2	1-2	4	8	12	3	5	19	4	4	1	1	12						
34	David Singleton	G 25:03	3-5	2-2	0-0	1	0	1	0	2	8	1	0	2	0	1	14					
14	Kenneth Nwuba	13:08	1-1	0-0	0-0	3	0	3	5	0	2	0	0	0	0	0	5					
2	Dylan Andrews	02:16	0-0	0-0	0-0	0	0	0	1	0	0	0	0	0	0	0	3					
4	Will McClendon	03:28	0-0	0-0	0-0	0	0	0	0	0	0	0	0	0	0	0	-2					
12	Mac Etienne	13:09	0-0	0-0	1-4	1	4	5	1	2	1	1	0	0	0	0	5					
Team			27-59	2-8	7-15	13	30	43	17	17	63	11	13	11	4	4	10					

Shooting By Period		
1st	FG%	17-34 50.0%
3PT%	1-5 20.0%	
FT%	0-1 0%	
2nd	FG%	10-25 40.0%
3PT%	1-3 33.3%	
FT%	7-14 50%	
GM FG%	27-59 45.8%	
3PT%	2-8 25.0%	
FT%	7-15 46.7%	

Dead Ball Rebounds: 6, 0

Technical Fouls: NONE

NO.	Name	Min	FG			3P			FT		Rebounds		Fouls		TP	AS	TO	ST	Blocks			+/-
			M-A	M-A	M-A	OR	DR	TOT	PF	FD	OR	DR	TOT	BS					BA	BA		
0	Jacob Toppin	F 24:14	2-10	0-2	1-2	4	3	7	2	3	5	2	3	1	0	2	-16					
34	Oscar Tshiebwe	F 39:27	4-12	0-0	0-4	8	8	16	3	7	21	2	2	3	2	-8						
2	Sahvir Wheeler	G 36:18	5-7	1-1	0-0	1	2	3	3	2	11	6	1	0	0	-5						
12	Antonio Reeves	G 21:20	2-13	2-8	0-1	0	0	0	1	1	6	1	2	1	0	0	-9					
22	Cason Wallace	G 33:26	2-13	1-7	2-3	1	2	3	2	3	7	0	2	2	0	0	-7					
1	CJ Fredrick	06:27	0-0	0-0	0-0	0	0	0	0	0	0	0	0	0	0	-10						
24	Chris Livingston	24:27	5-8	2-3	2-3	2	2	4	4	2	14	0	0	0	0	0	-1					
33	Ugonna Onyenso	00:33	0-0	0-0	0-0	0	0	0	0	0	0	0	0	0	0	-2						
55	Lance Ware	13:48	1-1	0-0	0-0	2	2	5	1	0	2	3	0	1	0	0	8					
Team			21-64	6-21	5-13	21	21	42	17	17	53	14	18	8	4	4	-10					

Shooting By Period		
1st	FG%	11-31 35.5%
3PT%	3-9 33.3%	
FT%	2-6 33.3%	
2nd	FG%	10-33 30.3%
3PT%	3-12 25.0%	
FT%	3-7 42.9%	
GM FG%	21-64 32.8%	
3PT%	6-21 28.6%	
FT%	5-13 38.5%	

Dead Ball Rebounds: 0, 0

Technical Fouls: Wheeler 2nd 13:57

	UCLA	KEN	Points from Turnovers		Period by Period Scoring		
			1st	2nd	TOT		
Biggest lead	13 (1 st 6:28)	3 (1 st 18:33)	17	14			
Best Scoring Run	8 (2 nd 0:18)	7 (1 st 1:04)	32	20			
Lead Changes	2		UCLA	35	28	63	
Times Tied	4		KEN	27	26	53	
Time with Lead	35:53	01:13					

GAME 12 RV/RV MISSOURI 89, #19/17 KENTUCKY 75



Official Basketball Box Score - Final
Kentucky at Missouri
12/28/22 Mizou Arena, Columbia
2022-23 Men's Basketball

Game Time: 6:00 PM
Game Duration: 2:19
Attendance: 15,061

Officials: Tony Greene, Rob Rorke, Keith Kimble

NO.	Name	Min	FG			3P			FT		Rebounds		Fouls		TP	AS	TO	ST	Blocks			+/-
			M-A	M-A	M-A	OR	DR	TOT	PF	FD	OR	DR	TOT	BS					BA	BA		
13	Ronnie DeGray III	F 16:31	0-1																			

BOX SCORES

GAME 13 #19/17 KENTUCKY 86, LOUISVILLE 63



Official Basketball Box Score - Final
Louisville at Kentucky
1/23/22 Rupp Arena, Lexington
2022-23 Men's Basketball

Game Time: 12:00 PM
Game Duration: 2:05
Attendance: 20,934

Officials: Joe Lindsey, Pat Adams, Ron Groover

Louisville - 63

Record: 2-12

NO. Name	Min	FG			3P			FT			Rebounds		Fouls		TP	AS	TO	ST	Blocks		+/-	
		M-A	M-A	M-A	M-A	M-A	M-A	M-A	M-A	M-A	OR	DR	PF	FD					BS	BA		
1 Mike James	30:21	3-9	1-3	1-1	1 1	2 2	2 3	8 1	3 1	0 1	0 1	-19										
5 Brandon Huntley-Hatfield	30:41	5-7	0-0	0-0	0 4	4 4	3 2	10 1	4 0	1 0	0 -28											
21 Sydney Curry	15:24	1-1	0-0	1-2	1 1	1 2	4 1	3 1	1 1	1 0	0 -4											
24 Jae'Lyn Withers	17:26	0-1	0-0	2-2	0 1	1 1	2 2	2 0	1 0	0 -10												
3 El Ellis	36:27	7-16	1-6	8-10	0 1	1 1	6 23	2 2	4 0	0 -25												
12 JJ Traynor	25:05	2-4	0-2	1-2	1 2	3 0	0 1	5 0	0 1	0 -17												
22 Kaman Lands	25:57	3-6	0-1	3-4	3 0	3 3	3 2	9 0	0 0	0 -15												
4 Roosevelt Wheeler	06:05	1-2	0-0	1-2	2 1	3 2	1 3	0 0	0 0	0 0												
15 Hercy Miller	06:04	0-0	0-0	0-0	0 0	0 0	0 0	0 0	0 0	0 0												
11 Fabio Basili	02:54	0-1	0-0	0-0	0 0	0 0	0 0	0 0	0 0	0 0	-5											
0 Devin Re	01:48	0-0	0-0	0-0	0 1	1 0	0 0	0 0	0 0	0 0	-3											
23 Alexander Payne	01:48	0-0	0-0	0-0	0 0	0 0	0 0	0 0	0 0	0 0	-3											
Team					0	0	0	0	0	2												
Totals		22-47	2-13	17-23	8	12	20	18	18	63	5	17	7	2	1	-23						

Technical Fouls:NONE

Shooting By Period	
1st FG%	13-29 44.8%
3PT%	1-8 12.5%
FT%	3-5 60%
2nd FG%	9-18 50.0%
3PT%	1-5 20.0%
FT%	14-18 77.8%
GM FG%	22-47 46.8%
3PT%	2-13 15.4%
FT%	17-23 73.9%

Dead Ball Rebounds: 5.0

GAME 14 RV/25 KENTUCKY 74, RV/RV LSU 71



Official Basketball Box Score - Final
LSU at Kentucky
01/23/22 Rupp Arena, Lexington
2022-23 Men's Basketball

Game Time: 8:00 PM
Game Duration: 2:11
Attendance: 19,611

Officials: Doug Shows, Vladimir Voyard-Tadaj, Jeb Hartnes

LSU - 71

Record: 12-2 (1-1)

NO. Name	Min	FG			3P			FT			Rebounds		Fouls		TP	AS	TO	ST	Blocks		+/-	
		M-A	M-A	M-A	M-A	M-A	M-A	M-A	M-A	M-A	M-A	M-A	M-A	OR					DR	PF		FD
12 KJ Williams	35:39	8-13	4-6	3-3	0 3	3 3	2 23	2 1	0 1	0 -1												
20 Derek Fountain	25:14	3-4	0-0	0-0	3 5	8 2	2 6	2 1	1 1	0 0	6											
1 Cam Hayes	31:43	3-5	2-4	3-3	0 0	0 0	2 1	11 2	1 1	0 0	4											
3 Justice Hill	12:43	0-3	0-1	0-0	0 1	1 0	0 0	0 0	1 0	0 0	2											
44 Adam Miller	33:29	5-15	5-13	0-0	0 1	1 3	1 0	15 2	0 0	0 0	0											
0 Trae Hannibal	29:03	5-6	0-0	2-4	1 2	3 2	4 4	12 4	4 1	0 0	5											
11 Justice Williams	11:12	1-4	0-1	0-0	1 2	1 2	1 0	2 1	0 0	0 0	1											
13 Jalen Reed	13:40	1-3	0-0	0-0	2 2	3 1	2 1	2 1	0 0	0 0	-6											
4 Kendall Coleman	02:27	0-0	0-0	0-0	0 0	0 0	0 0	0 0	0 0	0 0	-3											
34 Shawn Phillips Jr.	03:00	0-0	0-0	0-0	0 0	0 0	0 0	0 0	0 0	0 0	-2											
5 Mwanj Wilkinson	01:50	0-0	0-0	0-0	0 0	0 0	0 0	0 0	0 0	0 0	-1											
Team					0	2	2															
Totals		26-53	11-25	8-10	5	17	22	15	11	71	15	9	3	1	3	-3						

Technical Fouls:NONE

Shooting By Period	
1st FG%	14-27 51.9%
3PT%	6-13 46.2%
FT%	4-4 100%
2nd FG%	12-26 46.2%
3PT%	5-12 41.7%
FT%	4-6 66.7%
GM FG%	26-53 49.1%
3PT%	11-25 44.0%
FT%	8-10 80.0%

Dead Ball Rebounds: 2.1

Kentucky - 86

Record: 9-4

NO. Name	Min	FG			3P			FT			Rebounds		Fouls		TP	AS	TO	ST	Blocks		+/-	
		M-A	M-A	M-A	M-A	M-A	M-A	M-A	M-A	M-A	M-A	M-A	M-A	OR					DR	PF		FD
0 Jacob Toppin	34:58	10-15	0-1	4-6	3 4	7 4	5 24	2 2	0 0	0 23												
24 Chris Livingston	20:25	2-6	1-3	0-0	1 2	3 1	0 5	2 0	1 0	1 17												
34 Oscar Tshiebwe	36:42	10-13	0-0	4-9	8 6	14 3	6 24	2 5	2 0	1 24												
2 Sahvir Wheeler	38:52	2-6	1-3	2-2	1 0	1 3	3 2	7 4	2 0	0 23												
22 Cason Wallace	37:15	6-8	2-4	3-4	0 5	5 3	3 17	2 0	2 0	0 26												
12 Antonio Reeves	16:30	1-4	0-2	3-4	0 1	1 2	5 0	0 0	0 0	1 0	6											
3 Adou Thiero	06:58	0-0	0-0	0-0	0 0	0 0	0 0	0 0	0 0	0 0	-3											
33 Ugonna Oryenso	02:15	0-0	0-0	0-0	0 0	0 0	0 0	0 0	0 0	0 0	-3											
4 Daimion Collins	02:58	1-2	0-0	0-0	0 0	0 0	0 0	2 0	0 0	0 0	3											
55 Lance Ware	03:07	1-1	0-0	0-0	0 0	0 0	3 0	2 1	1 0	0 0	-4											
Team					2	0	2															
Totals		33-55	4-13	16-25	15	18	33	18	18	86	18	12	7	1	2	-23						

Technical Fouls:NONE

Shooting By Period	
1st FG%	19-30 63.3%
3PT%	3-8 37.5%
FT%	4-9 44.4%
2nd FG%	14-25 56.0%
3PT%	1-5 20.0%
FT%	12-16 75%
GM FG%	33-55 60.0%
3PT%	4-13 30.8%
FT%	16-25 64.0%

Dead Ball Rebounds: 4.0

Kentucky - 74

Record: 10-4 (1-1)

NO. Name	Min	FG			3P			FT			Rebounds		Fouls		TP	AS	TO	ST	Blocks		+/-	
		M-A	M-A	M-A	M-A	M-A	M-A	M-A	M-A	M-A	M-A	M-A	M-A	OR					DR	PF		FD
0 Jacob Toppin	31:04	9-13	1-1	2-2	1 2	3 3	2 21	3 1	1 1	0 4												
24 Chris Livingston	28:40	1-5	1-4	2-2	0 1	1 1	1 5	1 0	0 0	0 0												
34 Oscar Tshiebwe	37:00	7-9	0-0	5-7	7 9	16 3	7 19	1 0	1 1	1 3												
2 Sahvir Wheeler	37:21	4-10	3-5	0-1	0 6	6 2	3 11	9 2	0 0	0 2												
22 Cason Wallace	40:00	6-13	2-7	0-0	0 3	3 3	1 0	14 4	2 0	0 0	3											
12 Antonio Reeves	13:59	0-1	0-1	2-2	0 0	0 0	1 1	2 0	1 0	0 0	4											
4 Daimion Collins	08:56	1-3	0-0	0-0	1 0	1 0	2 0	0 0	0 0	0 0	-1											
Team					1	0	1															
Totals		28-54	7-18	11-14	10	21	31	11	15	74	18	6	2	3	1	3						

Technical Fouls:NONE

Shooting By Period	
1st FG%	16-28 57.1%
3PT%	4-8 50.0%
FT%	6-8 75%
2nd FG%	12-26 46.2%
3PT%	3-10 30.0%
FT%	5-6 83.3%
GM FG%	28-54 51.9%
3PT%	7-18 38.9%
FT%	11-14 78.6%

Dead Ball Rebounds: 1.1

	LOU	UKY
Biggest lead	0 (1st 20:00)	27 (2nd 3:17)
Best Scoring Run	7 (2nd 18:32)	9 (1st 17:04)
Lead Changes	0	
Times Tied	0	
Time with Lead	00:00	39:23

||
||
||

BOX SCORES

GAME 17 NR/RV KENTUCKY 63, #5/5 TENNESSEE 56



Official Basketball Box Score - Final
Kentucky at Tennessee
01/14/23 Thompson-Boling Arena, Knoxville, Tennessee
2022-23 Tennessee Men's Basketball

Game Time: 12:04 PM
Game Duration: 2:22
Attendance: 21,678

Officials: Terry Oglesby, Pat Adams, Chuck Jones

Kentucky - 63													Record: 11-6 (2-3)												
NO.	Name	Min	FG	3P	FT	Rebounds	Fouls	TP	AS	TO	ST	Blocks	+	-	Shooting By Period										
			M-A	M-A	M-A	OR	DR	TOT	PF	FD		BS	BA		1st	2nd	3rd	4th	TOT	1st	2nd	3rd	4th		
0	Jacob Toppin	F	32:45	1-5	0-0	3-5	2 6	8	1 5	5	3	0	0	0	10	1st	FG%	11-30	36.7%	3PT%	3-10	30.0%	FT%	8-9	88.9%
24	Chris Livingston	F	17:53	2-5	0-0	2-2	1 3	4	2 1	6	0	1	1	1	-5	2nd	FG%	7-21	33.3%	3PT%	2-6	33.3%	FT%	14-16	87.5%
34	Oscar Tshiebwe	F	39:05	6-12	0-0	3-4	4 9	13	3 4	15	1	0	1	0	7	GM	FG%	18-51	35.3%	3PT%	5-16	31.3%	FT%	22-25	88.0%
1	CJ Fredrick	G	36:51	4-11	3-9	2-2	0 2	2	1 3	13	1	2	0	0	8	1st	FG%	11-25	44.0%	3PT%	2-9	22.2%	FT%	5-7	71.4%
22	Cason Wallace	G	22:27	0-3	0-1	0-0	0 3	3	4	1	0	6	5	2	0	2nd	FG%	1-2	8.3%	3PT%	1-2	50.0%	FT%	5-7	71.4%
12	Antonio Reeves	F	20:31	4-10	2-6	9-8	0 4	4	3 7	18	1	4	0	0	13	GM	FG%	23-57	40.4%	3PT%	3-21	14.3%	FT%	7-10	70.0%
3	Adou Thiero	G	12:37	0-3	0-0	4-4	0 0	0	3 3	4	0	2	2	0	-1	1st	FG%	11-25	44.0%	3PT%	2-9	22.2%	FT%	5-7	71.4%
55	Lance Ware	F	07:15	1-1	0-0	0-0	1 2	3	1	0	0	2	0	0	0	2nd	FG%	1-2	8.3%	3PT%	1-2	50.0%	FT%	5-7	71.4%
33	Ugonna Onyenso	G	00:55	0-1	0-0	0-0	2 0	2	0	0	0	0	0	0	0	GM	FG%	23-57	40.4%	3PT%	3-21	14.3%	FT%	7-10	70.0%
Team															1st	FG%	11-25	44.0%	3PT%	2-9	22.2%	FT%	5-7	71.4%	
Totals			18-51	5-16	22-25	13	30	43	18	24	63	14	19	6	1	2nd	FG%	1-2	8.3%	3PT%	1-2	50.0%	FT%	5-7	71.4%

Technical Fouls:NONE

Tennessee - 56													Record: 14-3 (4-1)													
NO.	Name	Min	FG	3P	FT	Rebounds	Fouls	TP	AS	TO	ST	Blocks	+	-	Shooting By Period											
			M-A	M-A	M-A	OR	DR	TOT	PF	FD		BS	BA		1st	2nd	3rd	4th	TOT	1st	2nd	3rd	4th			
2	Julian Phillips	F	17:58	1-2	0-0	0-0	1 2	3	4	1	2	0	2	0	0	1st	FG%	2-9	22.2%	3PT%	2-3	66.7%	FT%	12-32	37.5%	
13	Oliver Nkamhoua	F	13:31	1-1	0-1	0-1	0 2	2	3	1	2	1	2	0	-9	2nd	FG%	1-2	8.3%	3PT%	1-2	50.0%	FT%	5-7	71.4%	
33	Uros Plavsic	F	25:23	9-11	0-0	1-2	1 3	5	2	19	1	1	0	1	13	GM	FG%	23-57	40.4%	3PT%	3-21	14.3%	FT%	7-10	70.0%	
4	Tyrreke Key	G	31:27	2-6	1-4	2-2	0 1	1	2	4	2	0	1	0	-10	1st	FG%	11-25	44.0%	3PT%	2-9	22.2%	FT%	5-7	71.4%	
25	Santiago Vescovi	G	32:19	4-13	1-6	4-5	0 1	1	3	7	1	1	4	0	1	2nd	FG%	1-2	8.3%	3PT%	1-2	50.0%	FT%	5-7	71.4%	
0	Jonas Aido	G	13:58	0-1	0-0	0-0	0 4	4	0	0	1	1	0	1	-15	GM	FG%	23-57	40.4%	3PT%	3-21	14.3%	FT%	7-10	70.0%	
5	Zakai Zeigler	F	27:07	3-12	0-3	0-0	0 0	0	4	1	6	7	2	1	0	-8	1st	FG%	11-25	44.0%	3PT%	2-9	22.2%	FT%	5-7	71.4%
30	Josiah-Jordan James	F	23:38	2-8	1-6	0-0	0 5	5	2	2	1	1	0	0	-5	2nd	FG%	1-2	8.3%	3PT%	1-2	50.0%	FT%	5-7	71.4%	
15	Jahmai Mashack	G	04:45	0-0	0-0	0-0	1 1	1	0	0	0	0	0	0	-8	GM	FG%	23-57	40.4%	3PT%	3-21	14.3%	FT%	7-10	70.0%	
11	Tobe Awaka	F	05:59	1-1	0-0	0-0	0 1	1	0	0	2	0	0	0	0	1st	FG%	11-25	44.0%	3PT%	2-9	22.2%	FT%	5-7	71.4%	
Team															2nd	FG%	1-2	8.3%	3PT%	1-2	50.0%	FT%	5-7	71.4%		
Totals			23-57	9-21	7-10	4	19	23	24	18	56	17	11	7	3	1	1	2	0	2	1	1	1	1		

Technical Fouls:NONE

Biggest lead	CATS	TENN	Points from Turnovers	CATS	TENN	Period by Period Scoring
Best Scoring Run	10(1 st 12:23)	8(1 st 17:25)	Paint	18	36	1st 2nd TOT
Lead Changes	13	8	Second Chance	12	4	CATS 33 30 63
Times Tied	8	8	Fast Breaks	7	2	TENN 26 30 56
Time with Lead	25:37	11:38	Bench	24	13	

GAME 18 NR/RV KENTUCKY 85, GEORGIA 71



Official Basketball Box Score - Final
Georgia at Kentucky
01/17/23 Rupp Arena, Lexington
2022-23 Men's Basketball

Game Time: 9:00 PM
Game Duration: 2:11
Attendance: 19,177

Officials: Joe Lindsay, Owen Scott, Job Harnesse

Georgia - 71													Record: 13-5 (3-2)												
NO.	Name	Min	FG	3P	FT	Rebounds	Fouls	TP	AS	TO	ST	Blocks	+	-	Shooting By Period										
			M-A	M-A	M-A	OR	DR	TOT	PF	FD		BS	BA		1st	2nd	3rd	4th	TOT	1st	2nd	3rd	4th		
12	Matthew-Alexander Moncrieffe	F	25:23	3-5	0-0	0-0	1 4	5	4	1	6	0	2	0	20	1st	FG%	15-27	55.6%	3PT%	4-11	36.4%	FT%	8-9	88.9%
23	Braelen Bridges	C	21:28	1-2	0-0	7-8	0 1	1	4	4	9	2	0	0	2	2nd	FG%	9-25	36.0%	3PT%	3-9	33.3%	FT%	8-15	53.3%
0	Terry Roberts	G	34:01	7-17	3-8	4-6	0 5	5	4	5	21	3	5	1	0	GM	FG%	24-52	46.2%	3PT%	7-20	35.0%	FT%	16-24	66.7%
3	Kario Oquendo	G	30:51	7-13	1-4	3-6	0 3	3	0	4	18	0	0	0	14	1st	FG%	11-25	44.0%	3PT%	2-9	22.2%	FT%	5-7	71.4%
8	Mardex McBride	G	07:36	0-0	0-0	0-2	0 1	1	1	2	0	0	0	0	-6	2nd	FG%	1-2	8.3%	3PT%	1-2	50.0%	FT%	5-7	71.4%
5	Frank Anselme	F	15:52	0-0	0-0	0-0	1 2	3	2	0	0	0	0	0	-9	GM	FG%	23-57	40.4%	3PT%	3-21	14.3%	FT%	7-10	70.0%
11	Justin Hill	F	17:11	2-6	1-2	0-0	0 4	4	0	5	2	3	0	0	1	1st	FG%	11-25	44.0%	3PT%	2-9	22.2%	FT%	5-7	71.4%
1	Jabri Abdul-Rahim	F	25:39	3-6	1-4	2-2	0 2	2	3	1	9	0	0	0	10	2nd	FG%	1-2	8.3%	3PT%	1-2	50.0%	FT%	5-7	71.4%
4	Jusum Holt	F	20:40	0-2	0-1	0-0	0 3	3	2	0	0	0	0	0	-1	GM	FG%	23-57	40.4%	3PT%	3-21	14.3%	FT%	7-10	70.0%
15	Jalynn Ingram	F	02:59	1-1	1-1	0-0	0 0	0	0	3	0	0	0	0	2	1st	FG%	11-25	44.0%	3PT%	2-9	22.2%	FT%	5-7	71.4%
Team															2nd	FG%	1-2	8.3%	3PT%	1-2	50.0%	FT%	5-7	71.4%	
Totals			24-52	7-20	16-24	4	27	31	23	19	71	7	11	3	1	1	1	3	1	5	1	1	1		

Technical Fouls:NONE

Kentucky - 85													Record: 12-6 (3-3)														
NO.	Name	Min	FG	3P	FT	Rebounds	Fouls	TP	AS	TO	ST	Blocks	+	-	Shooting By Period												
			M-A	M-A	M-A	OR	DR	TOT	PF	FD		BS	BA		1st	2nd	3rd	4th	TOT	1st	2nd	3rd	4th				
0	Jacob Toppin	F	38:33	3-10	0-0	5-6	2 9	11	2	6	11	4	0	1	2	0	14	1st	FG%	11-33	33.3%	3PT%	2-7	28.6%	FT%	10-11	90.9%
24	Chris Livingston	F	15:50	1-4	0-1	2-2	0 1	1	0	1	4	2	1	1	0	9	2nd	FG%	18-33	54.5%	3PT%	8-19	42.1%	FT%	2-2	100%	
34	Oscar Tshiebwe	F	38:39	12-20	0-0	10-18	11 13	24	3 12	37	1	0	3	1	15	GM	FG%	23-57	40.4%	3PT%	3-9	33.3%	FT%	8-15	53.3%		
1	CJ Fredrick	G	36:27	1-8	1-5	0-0	0 1	1	3	1	3	2	0	0	0	18	1st	FG%	11-25	44.0%	3PT%	2-9	22.2%	FT%	5-7	71.4%	
22	Cason Wallace	G	23:00	7-11	2-4	1-2	0 2	2	4	1	17	1	1	1	0	22	2nd	FG%	9-25	36.0%	3PT%	3-9	33.3%	FT%	8-15	53.3%	
12	Antonio Reeves	F	28:12	4-11	1-5	2-2	0 1	1	4	1	11	2	1	0	3	GM	FG%	24-52	46.2%	3PT%	7-20	35.0%	FT%	16-24	66.7%		
2	Sahvir Wheeler	F	10:45	0-1	0-0	0-0	0 1	1	1	1	0	3	2	1	0	-9	1st	FG%	11-25	44.0%	3PT%	2-9	22.2%	FT%	5-7	71.4%	
55	Lance Ware	F	01:27	0-0	0-0	0-0	0 0	0	0	0	0	0	0	0	0	2nd	FG%	1-2	8.3%	3PT%	1-2	50.0%	FT%	5-7	71.4%		
3	Adou Thiero	G	02:46	0-0	0-0	0-0	0 0	0	0	2	0	0	0	1	0	-1	GM	FG%	23-57	40.4%	3PT%	3-21	14.3%	FT%	7-10	70.0%	
33																											

BOX SCORES

GAME 25 GEORGIA 75, RV/RV KENTUCKY 68



Official Basketball Box Score - Final
Kentucky at Georgia
02/11/23 Siegelman Coliseum, Athens
2022-23 Men's Basketball

Game Time: 12:00 PM
Game Duration: 2:20
Attendance: 10,376

Officials: Tony Greene, Will Howard, Mike Nance

Kentucky - 68

Record: 16-9 (7-5)

NO.	Name	Min	FG			Rebounds			Fouls	TP	AS	TO	ST	Blocks		+/-	
			M-A	M-A	M-A	OR	DR	TOT						PF	FD		BS
0	Jacob Toppin	F 37:03	5-15	2-4	0-0	1	7	8	3	5	12	5	1	0	0	1	-7
24	Chris Livingston	F 35:59	4-8	1-3	0-0	1	2	3	4	1	9	1	0	0	0	1	-8
34	Oscar Tshiebwe	F 35:12	6-11	0-0	8-9	6	8	14	4	6	20	4	0	0	4	0	-12
12	Antonio Reeves	G 40:00	8-21	4-8	0-0	1	5	6	2	0	20	4	0	1	0	0	-7
22	Cason Wallace	G 28:06	2-8	0-4	1-1	2	1	3	4	1	5	6	1	0	1	0	3
3	Adou Thiero	15:55	0-2	0-1	2-3	2	1	3	2	3	2	1	2	1	0	0	-9
4	Daimion Collins	07:45	0-0	0-0	0-0	0	0	0	4	0	0	0	1	0	0	0	5
Team																	
Totals			25-65	7-20	11-13	14	24	38	23	16	68	17	9	1	5	2	-7

Technical Fouls: NONE

Georgia - 75

Record: 15-10 (5-7)

NO.	Name	Min	FG			Rebounds			Fouls	TP	AS	TO	ST	Blocks		+/-	
			M-A	M-A	M-A	OR	DR	TOT						PF	FD		BS
12	Matthew Alexander Moncreiffe	F 22:21	0-4	0-0	2-2	1	8	9	4	2	2	1	3	0	0	0	6
23	Braelyn Bridges	C 27:54	5-6	0-0	2-3	0	5	5	1	3	12	3	0	0	0	0	22
3	Kario Oquendo	G 31:32	5-15	1-8	10-12	1	0	1	2	9	21	1	0	0	0	1	8
4	Jusaun Holt	G 24:33	1-5	0-2	2-2	2	1	3	1	2	4	0	0	0	0	0	4
11	Justin Hill	G 21:11	4-8	1-1	6-6	0	3	3	1	3	15	6	1	2	0	3	15
0	Terry Roberts	22:45	3-6	0-0	3-4	0	3	3	2	3	9	2	1	1	0	1	2
5	Frank Anselem	11:57	0-1	0-0	0-1	1	3	4	1	0	0	1	0	0	0	0	-14
13	Mardrez McBride	13:27	0-1	0-1	0-0	0	0	0	0	1	0	0	0	0	0	0	-9
15	Jailyn Ingram	04:29	1-3	1-3	0-0	0	3	3	0	3	0	0	0	0	1	0	0
1	Jabri Abdur-Rahim	19:51	3-5	3-4	0-0	0	1	1	3	1	9	0	0	0	1	0	1
Team																	
Totals			22-54	6-19	25-29	9	28	37	16	23	75	13	7	3	2	5	7

Technical Fouls: NONE

	UK	UGA
Biggest lead	4 (2 nd 11:53)	10 (1 st 0:07)
Best Scoring Run	8 (1 st 10:37)	7 (2 nd 8:36)
Lead Changes	4	
Times Tied	4	
Time with Lead	03:44	34:19

Points from	UK	UGA	Period by Period Scoring		
			1st	2nd	TOT
Turnovers	12	17			
Paint	26	32			
Second Chance	18	5			
Fast Breaks	3	10			
Bench	2	21			

Shooting By Period	
1 st FG%	13-31 41.9%
3PT%	4-13 30.8%
FT%	12-12 100%
2 nd FG%	9-23 39.1%
3PT%	2-6 33.3%
FT%	13-17 76.5%
GM FG%	22-54 40.7%
3PT%	6-19 31.6%
FT%	25-29 86.2%

Dead Ball Rebounds: 3, 0

GAME 26 KENTUCKY 71, MISSISSIPPI STATE 68



Official Basketball Box Score - Final
Kentucky at Mississippi St.
02/15/23 Humphrey Coliseum, Starkville
2022-23 Men's Basketball

Game Time: 7:35 PM
Game Duration: 2:11
Attendance: 9,291

Officials: Pat Adams, Jason Baker, Ron Groves

Kentucky - 71

Record: 17-9 (8-5)

NO.	Name	Min	FG			Rebounds			Fouls	TP	AS	TO	ST	Blocks		+/-	
			M-A	M-A	M-A	OR	DR	TOT						PF	FD		BS
0	Jacob Toppin	F 36:43	7-9	1-1	1-2	1	2	3	4	2	16	2	2	2	0	0	2
24	Chris Livingston	F 32:20	3-6	1-3	6-6	1	4	5	2	6	13	3	1	2	1	1	1
34	Oscar Tshiebwe	F 31:36	7-13	0-1	4-6	7	4	11	4	4	18	2	4	1	0	3	7
12	Antonio Reeves	G 38:22	5-12	4-7	0-1	0	1	1	4	1	14	0	1	0	0	0	1
22	Cason Wallace	G 38:21	1-13	0-8	2-2	2	2	4	1	2	4	11	1	2	0	1	8
55	Lance Ware	08:00	0-0	0-0	0-0	1	2	3	0	1	2	0	1	0	0	0	1
3	Adou Thiero	08:21	1-1	0-0	2-2	2	2	4	2	1	4	0	0	1	0	0	-3
4	Daimion Collins	06:17	1-1	0-0	0-1	0	2	2	2	1	2	0	0	0	0	0	-2
Team																	
Totals			25-55	6-20	15-20	18	20	38	19	18	71	19	12	7	2	5	3

Technical Fouls: NONE

Mississippi St. - 68

Record: 17-9 (8-5)

NO.	Name	Min	FG			Rebounds			Fouls	TP	AS	TO	ST	Blocks		+/-	
			M-A	M-A	M-A	OR	DR	TOT						PF	FD		BS
0	D.J. Jeffries	F 34:23	1-7	1-5	0-1	0	5	5	0	1	3	4	0	0	0	0	7
1	Tolu Smith	F 32:55	8-9	0-0	6-7	1	4	5	1	7	22	1	3	0	3	0	7
4	Cameron Matthews	F 36:23	4-5	1-2	2-2	4	3	7	5	2	11	6	1	2	1	0	6
3	Shakeel Moore	G 32:30	6-14	1-7	1-2	0	2	2	1	2	14	2	2	1	1	1	-4
10	Dashawn Davis	G 30:56	4-8	2-3	3-5	0	0	0	5	4	13	2	2	3	0	1	4
11	Eric Reed, Jr.	16:34	1-3	1-3	2-2	1	0	1	1	2	5	0	0	0	0	0	-6
13	Will McNair, Jr.	07:04	0-0	0-0	0-0	0	0	0	0	1	0	0	1	0	0	0	-10
14	Tyler Stevenson	03:34	0-2	0-0	0-0	0	1	1	2	0	0	0	0	0	0	0	-7
30	Shawn Jones, Jr.	05:41	0-0	0-0	0-0	1	0	1	2	1	0	0	1	0	0	0	-12
Team																	
Totals			24-48	6-20	14-19	7	15	22	18	19	68	15	10	6	5	2	-3

Technical Fouls: NONE

	UKY	MSU
Biggest lead	13 (2 nd 8:33)	3 (1 st 17:31)
Best Scoring Run	11 (2 nd 8:33)	9 (2 nd 4:54)
Lead Changes	6	
Times Tied	0	
Time with Lead	35:13	04:17

Points from	UKY	MSU	Period by Period Scoring		
			1st	2nd	TOT
Turnovers	16	18			
Paint	22	34			
Second Chance	18	8			
Fast Breaks	3	19			
Bench	6	5			

Shooting By Period	
1 st FG%	13-26 50.0%
3PT%	5-12 41.7%
FT%	4-5 80.0%
2 nd FG%	11-22 50.0%
3PT%	1-8 12.5%
FT%	10-14 71.4%
GM FG%	24-48 50.0%
3PT%	6-20 30.0%
FT%	14-19 73.7%

Dead Ball Rebounds: 0, 1

GAME 27 KENTUCKY 66, #10/11 TENNESSEE 54



Official Basketball Box Score - Final
Tennessee at Kentucky
02/19/23 Rupp Arena, Lexington
2022-23 Men's Basketball

Game Time: 8:00 PM
Game Duration: 2:13
Attendance: 20,323

Officials: Don Daly, Joe Lindsay, K.B. Burdett, Jr.

Tennessee - 54

Record: 20-7 (9-5)

NO.	Name	Min	FG			Rebounds			Fouls	TP	AS	TO	ST	Blocks		+/-	
			M-A	M-A	M-A	OR	DR	TOT						PF	FD		BS
0	Jonas Aido	F 21:09	2-4	0-0	0-0	1	6	7	4	1	4	0	1	1	0	0	-6
13	Olivier Nkamhoua	F 23:30	3-9	0-3	0-0	2	2	4	2	3	6	0	0	0	0	0	-1
5	Zakai Zeigler	G 23:39	2-10	2-3	0-1	1	1	2	4	2	8	3	3	1	0	0	-10
15	Jahmai Mashack	G 34:03	7-12	1-3	1-5	2	6	8	5	3	16	2	1	2	0	1	-5
25	Santiago Vescevi	G 38:05	7-13	3-8	0-0	0	2	2	3	3	17	3	2	0	0	1	-11
4	Tyrece Key	23:22	0-5	0-4	1-2	0	0	0	1	3	1	2	0	0	0	0	-11
11	Tobe Awaka	15:51	0-4	0-0	0-1	4	2	6	2	1	0	0	1	0	1	0	-9
33	Uros Plavsic	18:26	1-2	0-0	0-3	1	2	3	3	2	0	0	0	0	0	0	-6
1	B.J. Edwards	01:55	0-0	0-0	0-0	0	0	0	1	0	0	0	0	0	0	0	-1
Team																	
Totals			22-59	6-27	4-14	11	21	32	25	19	54	10	8	4	2	2	-12

Technical Fouls: NONE

Kentucky - 66

Record: 18-9 (9-5)

NO.	Name	Min	FG			Rebounds			Fouls	TP	AS	TO	ST	Blocks		+/-	
			M-A	M-A	M-A	OR	DR	TOT						PF	FD		BS
0	Jacob Toppin	F 34:23	4-8	1-1	2-4	1	4	5	2	3	11	2	2	0	0	0	7
24	Chris Livingston	F 36:45	4-5	1-1	3-7	3	7	10	3	4	12	1	0	0	1	0	16
34	Oscar Tshiebwe	F 34:44	3-9	0-0	10-11	2	5	7	4	8	16	1	3	3	0	1	1
12	Antonio Reeves	G 29:13	3-8	1-3	1-4	0	2	2	3	3	8	0	2	1	0	0	-2
22	Cason Wallace	G 39:31	6-14	0-3	4-5	0	6	6	2	5	16	6	3	1	0	1	10
3	Adou Thiero	13:23	0-1	0-0	0-0	0	1	1	3	0	0	0	0	0	1	0	8
55	Lance Ware	08:31	0-0	0-0	1-2	1	1	2	1	1	0	0	0	0	0	0	11
4	Daimion Collins	03:30	0-0	0-0	2-2	0	2	2	1	1	2	1	0	0	0	0	-1
Team																	
Totals			20-45	3-8	23-35	10	30	40	19	25	66	11	12	5	2	2	12

Technical Fouls: NONE

THE STAT CREW SYSTEM
 Kentucky Combined Team Statistics (as of Feb 22, 2023)
 All games

RECORD:	OVERALL	HOME	AWAY	NEUTRAL
ALL GAMES	19-9	13-3	5-4	1-2
CONFERENCE	10-5	5-2	5-3	0-0
NON-CONFERENCE	9-4	8-1	0-1	1-2

#	Player	gp-gs	min	avg	Total		3-Point		F-Throw		Rebounds				pf	dq	a	to	blk	stl	pts	avg			
					fg-fga	fg%	3fg-fga	3fg%	ft-fa	ft%	off	def	tot	avg											
34	Oscar Tshiebwe	26-24	866	33.3	158-281	.562	0-2	.000	104-146	.712	133	196	329	12.7	78	2	43	49	25	41	420	16.2			
12	Antonio Reeves	28-9	741	26.5	127-304	.418	64-154	.416	49-62	.790	12	47	59	2.1	50	0	32	39	6	10	367	13.1			
00	Jacob Toppin	27-25	826	30.6	130-278	.468	13-41	.317	54-86	.628	51	126	177	6.6	56	0	58	36	13	12	327	12.1			
22	Cason Wallace	27-27	861	31.9	117-261	.448	40-114	.351	41-55	.745	27	70	97	3.6	67	0	112	57	15	52	315	11.7			
02	Sahvir Wheeler	21-14	601	28.6	65-156	.417	15-41	.366	16-30	.533	5	43	48	2.3	39	1	117	39	2	19	161	7.7			
01	CJ Fredrick	21-13	510	24.3	51-139	.367	32-96	.333	19-21	.905	6	13	19	0.9	23	0	34	12	0	11	153	7.3			
24	Chris Livingston	28-21	568	20.3	64-140	.457	16-45	.356	35-44	.795	28	76	104	3.7	46	1	18	21	9	11	179	6.4			
33	Ugonna Onyenso	15-0	109	7.3	18-32	.563	0-0	.000	4-7	.571	18	24	42	2.8	8	0	2	4	16	2	40	2.7			
03	Adou Thiero	14-0	144	10.3	6-18	.333	2-6	.333	20-27	.741	11	18	29	2.1	21	0	6	8	6	7	34	2.4			
55	Lance Ware	22-6	235	10.7	21-34	.618	0-0	.000	7-21	.333	20	30	50	2.3	28	0	16	13	9	8	49	2.2			
04	Daimion Collins	19-1	171	9.0	14-36	.389	0-3	.000	13-21	.619	13	27	40	2.1	26	0	3	16	9	5	41	2.2			
14	Brennan Canada	3-0	6	2.0	1-3	.333	1-3	.333	0-0	.000	0	1	1	0.3	0	0	0	0	0	0	3	1.0			
21	Walker Horn	3-0	6	2.0	0-1	.000	0-1	.000	0-0	.000	0	1	1	0.3	1	0	1	3	0	0	0	0.0			
25	Kareem Watkins	3-0	6	2.0	0-0	.000	0-0	.000	0-0	.000	0	0	0	0.0	0	0	1	1	0	0	0	0.0			
Team											50	28	78												24
Total.....		28	5650		772-1683	.459	183-506	.362	362-520	.696	374	700	1074	38.4	443	4	443	322	110	178	2089	74.6			
Opponents.....		28	5650		685-1576	.435	180-548	.328	346-463	.747	236	611	847	30.3	466	9	336	321	64	162	1896	67.7			

TEAM STATISTICS	UK	OPP	Date	Opponent	Score	Att.	
SCORING	2089	1896	11/07/22	HOWARD	w 95-63	18750	
Points per game	74.6	67.7	1 11/11/22	DUQUESNE	w 77-52	20014	
Scoring margin	+6.9	-	2 11/15/22	vs Michigan St.	Lo2 77-86	15828	
FIELD GOALS-ATT	772-1683	685-1576	1 11/17/22	SOUTH CAROLINA ST.	w 106-63	18885	
Field goal pct	.459	.435		11/20/22	at #2/2 Gonzaga	L 72-88	12333
3 POINT FG-ATT	183-506	180-548	1 11/23/22	NORTH FLORIDA	w 96-56	19763	
3-point FG pct	.362	.328		11/29/22	BELLARMINE	w 60-41	19092
3-pt FG made per game	6.5	6.4	3 12/04/22	vs RV/RV Michigan	w 73-69	8242	
FREE THROWS-ATT	362-520	346-463		12/10/22	YALE	w 69-59	20264
Free throw pct	.696	.747	4 12/17/22	vs #16/14 UCLA	L 53-63	20261	
F-Throws made per game	12.9	12.4	5 12/21/22	FLORIDA A&M	w 88-68	20226	
REBOUNDS	1074	847	* 12/28/22	at RV/RV Missouri	L 75-89	15061	
Rebounds per game	38.4	30.3		12/31/22	LOUISVILLE	w 86-63	20934
Rebounding margin	+8.1	-	* 01/03/23	RV/RV LSU	w 74-71	19610	
ASSISTS	443	336	* 01/07/23	at #7/7 Alabama	L 52-78	13474	
Assists per game	15.8	12.0	* 01/10/23	SOUTH CAROLINA	L 68-71	19393	
TURNOVERS	322	321	* 01/14/23	at #5/5 Tennessee	w 63-56	21678	
Turnovers per game	11.5	11.5	* 01/17/23	GEORGIA	w 85-71	19171	
Turnover margin	+0.0	-	* 01/21/23	RV/RV TEXAS A&M	w 76-67	20017	
Assist/turnover ratio	1.4	1.0	* 01/24/23	at Vanderbilt	w 69-53	10238	
STEALS	178	162	6 01/28/23	#9/9 KANSAS	L 68-77	20418	
Steals per game	6.4	5.8	* 01/31/23	at Ole Miss	w 75-66	0	
BLOCKS	110	64	* 02/04/23	FLORIDA	w 72-67	20315	
Blocks per game	3.9	2.3	* 02/07/23	ARKANSAS	L 73-88	19855	
ATTENDANCE	317030	146328	* 02/11/23	at Georgia	L 68-75	10376	
Home games-Avg/Game	16-19814	9-11333	* 02/15/23	at Mississippi St.	w 71-68	9297	
Neutral site-Avg/Game	-	3-14777	* 02/18/23	#10/11 TENNESSEE	w 66-54	20323	
			* 02/22/23	at Florida	w 82-74	9540	

Score by Periods	1st	2nd	OT	OT2	Totals
Kentucky	996	1078	9	6	2089
Opponents	911	961	9	15	1896

- 1 = Tribute Classic (Rupp Arena | Lexington, Ky.)
- 2 = Champions Classic (Gainbridge Fieldhouse | Indianapolis)
- 3 = London Showcase (O2 Arena | London, England)
- 4 = CBS Sports Classic (Madison Square Garden | New York)
- 5 = Unity Series (Rupp Arena | Lexington, Ky.)
- 6 = SEC/Big 12 Challenge (Rupp Arena | Lexington, Ky.)
- * = Conference game

THE STAT CREW SYSTEM
 Kentucky Combined Team Statistics (as of Feb 22, 2023)
 Conference games only

RECORD:	OVERALL	HOME	AWAY	NEUTRAL
ALL GAMES	10-5	5-2	5-3	0-0
CONFERENCE	10-5	5-2	5-3	0-0
NON-CONFERENCE	0-0	0-0	0-0	0-0

##	Player	gp-gs	min	avg	Total		3-Point		F-Throw		Rebounds				pf	dq	a	to	blk	stl	pts	avg		
					fg-fga	fg%	3fg-fga	3fg%	ft-fa	ft%	off	def	tot	avg										
34	Oscar Tshiebwe	15-15	528	35.2	85-158	.538	0-2	.000	73-100	.730	78	111	189	12.6	48	1	22	25	10	23	243	16.2		
12	Antonio Reeves	15-4	418	27.9	75-170	.441	33-78	.423	28-35	.800	5	24	29	1.9	33	0	12	24	3	6	211	14.1		
00	Jacob Toppin	14-13	462	33.0	69-140	.493	10-19	.526	25-40	.625	23	71	94	6.7	28	0	35	21	9	6	173	12.4		
22	Cason Wallace	14-14	431	30.8	59-150	.393	14-63	.222	22-24	.917	10	33	43	3.1	36	0	57	33	11	17	154	11.0		
02	Sahvir Wheeler	9-5	251	27.9	29-68	.426	5-13	.385	1-6	.167	2	17	19	2.1	20	1	45	13	0	7	64	7.1		
01	CJ Fredrick	9-7	246	27.3	22-65	.338	13-43	.302	7-7	1.000	3	7	10	1.1	11	0	14	6	0	3	64	7.1		
24	Chris Livingston	15-15	366	24.4	35-84	.417	8-26	.308	20-26	.769	21	46	67	4.5	31	1	12	11	6	5	98	6.5		
04	Daimion Collins	10-1	78	7.8	9-18	.500	0-0	.000	8-13	.615	8	8	16	1.6	13	0	2	4	5	3	26	2.6		
03	Adou Thiero	9-0	100	11.1	3-11	.273	1-3	.333	12-16	.750	8	10	18	2.0	16	0	4	5	4	6	19	2.1		
55	Lance Ware	11-1	105	9.5	7-13	.538	0-0	.000	1-5	.200	9	15	24	2.2	10	0	7	4	1	0	15	1.4		
33	Ugonna Onyenso	4-0	15	3.8	1-5	.200	0-0	.000	0-0	.000	3	3	6	1.5	1	0	0	1	1	0	2	0.5		
Team											32	14	46											
Total.....		15	3000		394-882	.447	84-247	.340	197-272	.724	202	359	561	37.4	247	3	210	164	50	76	1069	71.3		
Opponents.....		15	3000		372-813	.458	99-299	.331	205-266	.771	110	319	429	28.6	255	7	196	146	39	85	1048	69.9		

TEAM STATISTICS	UK	OPP	Date	Opponent	Score	Att.
SCORING	1069	1048	* 12/28/22	at RV/RV Missouri	L 75-89	15061
Points per game	71.3	69.9	* 01/03/23	RV/RV LSU	w 74-71	19610
Scoring margin	+1.4	-	* 01/07/23	at #7/7 Alabama	L 52-78	13474
FIELD GOALS-ATT	394-882	372-813	* 01/10/23	SOUTH CAROLINA	L 68-71	19393
Field goal pct	.447	.458	* 01/14/23	at #5/5 Tennessee	w 63-56	21678
3 POINT FG-ATT	84-247	99-299	* 01/17/23	GEORGIA	w 85-71	19171
3-point FG pct	.340	.331	* 01/21/23	RV/RV TEXAS A&M	w 76-67	20017
3-pt FG made per game	5.6	6.6	* 01/24/23	at Vanderbilt	w 69-53	10238
FREE THROWS-ATT	197-272	205-266	* 01/31/23	at Ole Miss	w 75-66	0
Free throw pct	.724	.771	* 02/04/23	FLORIDA	w 72-67	20315
F-Throws made per game	13.1	13.7	* 02/07/23	ARKANSAS	L 73-88	19855
REBOUNDS	561	429	* 02/11/23	at Georgia	L 68-75	10376
Rebounds per game	37.4	28.6	* 02/15/23	at Mississippi St.	w 71-68	9297
Rebounding margin	+8.8	-	* 02/18/23	#10/11 TENNESSEE	w 66-54	20323
ASSISTS	210	196	* 02/22/23	at Florida	w 82-74	9540
Assists per game	14.0	13.1				
TURNOVERS	164	146	1 = Tribute Classic (Rupp Arena Lexington, Ky.)			
Turnovers per game	10.9	9.7	2 = Champions Classic (Gainbridge Fieldhouse Indianapolis)			
Turnover margin	-1.2	-	3 = London Showcase (O2 Arena London, England)			
Assist/turnover ratio	1.3	1.3	4 = CBS Sports Classic (Madison Square Garden New York)			
STEALS	76	85	5 = Unity Series (Rupp Arena Lexington, Ky.)			
Steals per game	5.1	5.7	6 = SEC/Big 12 Challenge (Rupp Arena Lexington, Ky.)			
BLOCKS	50	39	* = Conference game			
Blocks per game	3.3	2.6				
ATTENDANCE	138684	89664				
Home games-Avg/Game	7-19812	8-11208				
Neutral site-Avg/Game	-	0-0				

Score by Periods	1st	2nd	Totals
Kentucky	508	561	1069
Opponents	511	537	1048

THE STAT CREW SYSTEM
 Kentucky Combined Team Statistics (as of Feb 22, 2023)
 Last 5

RECORD:	OVERALL	HOME	AWAY	NEUTRAL
ALL GAMES	3-2	1-1	2-1	0-0
CONFERENCE	3-2	1-1	2-1	0-0
NON-CONFERENCE	0-0	0-0	0-0	0-0

#	Player	gp-gs	min	avg	Total		3-Point		F-Throw		Rebounds				pf	dq	a	to	blk	stl	pts	avg
					fg-fga	fg%	3fg-fga	3fg%	ft-fa	ft%	off	def	tot	avg								
34	Oscar Tshiebwe	5-5	171	34.2	31-52	.596	0-1	.000	24-30	.800	20	23	43	8.6	17	0	12	11	6	8	86	17.2
12	Antonio Reeves	5-4	177	35.4	26-68	.382	12-28	.429	5-9	.556	1	9	10	2.0	15	0	5	8	1	2	69	13.8
00	Jacob Toppin	5-5	181	36.2	27-51	.529	6-10	.600	9-18	.500	8	27	35	7.0	13	0	12	9	0	2	69	13.8
22	Cason Wallace	5-5	182	36.4	21-60	.350	1-19	.053	14-15	.933	5	13	18	3.6	12	0	34	16	4	8	57	11.4
24	Chris Livingston	5-5	177	35.4	20-40	.500	5-13	.385	12-18	.667	10	28	38	7.6	14	0	7	3	3	2	57	11.4
04	Daimion Collins	5-0	27	5.4	4-7	.571	0-0	.000	3-5	.600	3	4	7	1.4	9	0	1	2	0	0	11	2.2
03	Adou Thiero	4-0	43	10.8	2-5	.400	0-1	.000	4-5	.800	5	4	9	2.3	7	0	1	2	2	1	8	2.0
55	Lance Ware	3-0	21	7.0	1-2	.500	0-0	.000	1-2	.500	3	4	7	2.3	3	0	1	0	0	0	3	1.0
01	CJ Fredrick	1-1	21	21.0	0-4	.000	0-2	.000	0-0	.000	0	0	0	0.0	1	0	1	0	0	0	0	0.0
Team											14	6	20				10					
Total.....		5	1000		132-289	.457	24-74	.324	72-102	.706	69	118	187	37.4	91	0	74	61	16	23	360	72.0
Opponents.....		5	1000		126-264	.477	30-95	.316	77-106	.726	35	103	138	27.6	92	4	71	46	17	32	359	71.8

TEAM STATISTICS	UK	OPP	Date	Opponent	Score	Att.
SCORING	360	359	* 02/07/23	ARKANSAS	L 73-88	19855
Points per game	72.0	71.8	* 02/11/23	at Georgia	L 68-75	10376
Scoring margin	+0.2	-	* 02/15/23	at Mississippi St.	w 71-68	9297
FIELD GOALS-ATT	132-289	126-264	* 02/18/23	#10/11 TENNESSEE	w 66-54	20323
Field goal pct	.457	.477	* 02/22/23	at Florida	w 82-74	9540
3 POINT FG-ATT	24-74	30-95	1 = Tribute Classic (Rupp Arena Lexington, Ky.)			
3-point FG pct	.324	.316	2 = Champions Classic (Gainbridge Fieldhouse Indianapolis)			
3-pt FG made per game	4.8	6.0	3 = London Showcase (O2 Arena London, England)			
FREE THROWS-ATT	72-102	77-106	4 = CBS Sports Classic (Madison Square Garden New York)			
Free throw pct	.706	.726	5 = Unity Series (Rupp Arena Lexington, Ky.)			
F-Throws made per game	14.4	15.4	6 = SEC/Big 12 Challenge (Rupp Arena Lexington, Ky.)			
REBOUNDS	187	138	* = Conference game			
Rebounds per game	37.4	27.6				
Rebounding margin	+9.8	-				
ASSISTS	74	71				
Assists per game	14.8	14.2				
TURNOVERS	61	46				
Turnovers per game	12.2	9.2				
Turnover margin	-3.0	-				
Assist/turnover ratio	1.2	1.5				
STEALS	23	32				
Steals per game	4.6	6.4				
BLOCKS	16	17				
Blocks per game	3.2	3.4				
ATTENDANCE	40178	29213				
Home games-Avg/Game	2-20089	3-9738				
Neutral site-Avg/Game	-	0-0				

Score by Periods	1st	2nd	Totals
Kentucky	183	177	360
Opponents	174	185	359

THE STAT CREW SYSTEM
Kentucky Team Game-by-Game Comparison (as of Feb 22, 2023)
All games

Opponent	1st	2nd	Score	Mar	Total FG	FG Pct	3-Pointers	3FG Pct	Free Throws	FT Pct	Rebounds	Assist	T/Over	Block	Steal	Fouls
HOWARD	49/26	46/37	95-63	+32	34-62/23-67	.548/.343	11-24/7-25	.458/.280	16-28/10-13	.571/.769	42/37 +5	20/10	10/16	5/1	10/4	12/19
DUQUESNE	38/22	39/30	77-52	+25	28-61/20-66	.459/.303	11-19/7-26	.579/.269	10-15/5-8	.667/.625	46/35 +11	22/13	15/11	11/1	9/8	7/16
Michigan St.	34/36	28/26	77-86	(9)	27-70/28-69	.386/.406	7-25/7-19	.280/.368	16-24/23-27	.667/.852	38/45 (7)	17/19	15/18	8/3	12/6	25/19
SOUTH CAROLINA ST.	49/30	57/33	106-63	+43	39-68/24-68	.574/.353	10-24/5-21	.417/.238	18-23/10-16	.783/.625	48/28 +20	25/8	13/12	9/2	9/5	13/16
#2/2 Gonzaga	25/41	47/47	72-88	(16)	27-69/31-55	.391/.564	6-25/7-19	.240/.368	12-16/19-21	.750/.905	29/39 (10)	11/8	11/18	0/2	10/7	22/12
NORTH FLORIDA	54/23	42/33	96-56	+40	35-73/20-58	.479/.345	9-24/6-21	.375/.286	17-21/10-21	.810/.476	50/35 +15	23/6	7/16	9/1	7/5	19/14
BELLARMINE	21/21	39/20	60-41	+19	22-53/14-46	.415/.304	7-22/8-28	.318/.286	9-11/5-6	.818/.833	42/21 +21	16/9	14/12	4/0	6/7	9/13
RV/RV Michigan	37/36	36/33	73-69	+4	27-58/25-64	.466/.391	9-15/8-20	.600/.400	10-20/11-17	.500/.647	46/33 +13	17/12	14/7	3/4	3/5	14/19
YALE	33/27	36/32	69-59	+10	29-58/22-51	.500/.431	4-11/7-17	.364/.412	7-10/8-12	.700/.667	31/30 +1	15/9	9/15	2/2	7/2	14/13
#16/14 UCLA	27/35	26/28	53-63	(10)	21-64/27-59	.328/.458	6-21/2-8	.286/.250	5-13/7-15	.385/.467	42/43 (1)	14/11	18/13	4/4	8/11	17/17
FLORIDA A&M	42/32	46/36	88-68	+20	31-59/26-50	.525/.520	13-23/9-16	.565/.563	13-19/7-8	.684/.875	37/18 +19	19/12	9/12	1/1	7/1	12/17
RV/RV Missouri	30/42	45/47	75-89	(14)	26-56/28-57	.464/.491	8-23/10-25	.348/.400	15-24/23-28	.625/.821	37/28 +9	15/18	14/8	1/4	5/9	21/18
LOUISVILLE	45/30	41/33	86-63	+23	33-55/22-47	.600/.468	4-13/2-13	.308/.154	16-25/17-23	.640/.739	33/20 +13	18/5	12/15	1/2	7/7	18/18
RV/RV LSU	42/38	32/33	74-71	+3	28-54/26-53	.519/.491	7-18/11-25	.389/.440	11-14/8-10	.786/.800	31/22 +9	18/15	6/9	3/1	2/3	11/15
#7/7 Alabama	24/35	28/43	52-78	(26)	21-73/26-54	.288/.481	5-20/8-22	.250/.364	5-8/18-26	.625/.692	45/41 +4	7/13	11/9	6/6	4/9	20/13
SOUTH CAROLINA	32/42	36/29	68-71	(3)	29-57/27-56	.509/.482	3-10/11-20	.300/.550	7-14/6-7	.500/.857	28/32 (4)	9/11	6/15	6/1	6/2	11/15
#5/5 Tennessee	33/26	30/30	63-56	+7	18-51/23-57	.353/.404	5-16/3-21	.313/.143	22-25/7-10	.880/.700	43/23 +20	14/17	19/11	1/3	6/7	18/24
GEORGIA	34/42	51/29	85-71	+14	29-66/24-52	.439/.462	4-15/7-20	.267/.350	23-30/16-24	.767/.667	44/31 +13	15/7	7/11	5/1	9/3	19/23
RV/RV TEXAS A&M	29/31	47/36	76-67	+9	27-67/24-49	.403/.490	11-32/3-16	.344/.188	11-17/16-16	.647/1000	38/31 +7	14/10	12/16	4/0	6/6	13/18
Vanderbilt	36/27	33/26	69-53	+16	31-55/18-55	.564/.327	6-16/6-17	.375/.353	1-2/11-12	.500/.917	37/24 +13	17/5	10/4	2/0	4/5	15/5
#9/9 KANSAS	34/41	34/36	68-77	(9)	25-51/31-63	.490/.492	2-13/6-16	.154/.375	16-23/9-10	.696/.900	29/34 (5)	16/18	11/10	3/2	7/9	14/18
Ole Miss	32/32	43/34	75-66	+9	25-52/27-61	.481/.443	6-12/4-19	.500/.211	19-23/8-10	.826/.800	33/29 +4	17/18	9/8	1/1	5/4	14/18
FLORIDA	33/22	39/45	72-67	+5	28-62/23-55	.452/.418	5-11/6-19	.455/.316	11-13/15-17	.846/.882	38/30 +8	10/11	9/9	5/5	6/5	14/14
ARKANSAS	40/41	33/47	73-88	(15)	29-62/32-51	.468/.627	4-13/4-9	.308/.444	11-18/20-24	.611/.833	31/26 +5	11/19	15/11	3/7	6/10	17/18
Georgia	32/42	36/33	68-75	(7)	25-65/22-54	.385/.407	7-20/6-19	.350/.316	11-13/25-29	.846/.862	38/37 +1	17/13	9/7	5/2	1/3	23/16
Mississippi St.	36/35	35/33	71-68	+3	25-55/24-48	.455/.500	6-20/6-20	.300/.300	15-20/14-19	.750/.737	38/22 +16	19/15	12/10	2/5	7/6	19/18
#10/11 TENNESSEE	39/19	27/35	66-54	+12	20-45/22-59	.444/.373	3-8/6-27	.375/.222	23-35/4-14	.657/.286	40/32 +8	11/10	12/8	2/2	5/4	19/25
Florida	36/37	46/37	82-74	+8	33-62/26-52	.532/.500	4-13/8-20	.308/.400	12-16/14-20	.750/.700	40/21 +19	16/14	13/10	4/1	4/9	13/15

Note: Game totals are displayed in the format TEAM/OPPONENT for each category